
January 2011

MILITARY PERSONNEL

Personnel and Cost Data Associated with Implementing DOD's Homosexual Conduct Policy



G A O

Accountability * Integrity * Reliability

Report Documentation Page

Form Approved
OMB No. 0704-0188

Public reporting burden for the collection of information is estimated to average 1 hour per response, including the time for reviewing instructions, searching existing data sources, gathering and maintaining the data needed, and completing and reviewing the collection of information. Send comments regarding this burden estimate or any other aspect of this collection of information, including suggestions for reducing this burden, to Washington Headquarters Services, Directorate for Information Operations and Reports, 1215 Jefferson Davis Highway, Suite 1204, Arlington VA 22202-4302. Respondents should be aware that notwithstanding any other provision of law, no person shall be subject to a penalty for failing to comply with a collection of information if it does not display a currently valid OMB control number.

1. REPORT DATE JAN 2011		2. REPORT TYPE		3. DATES COVERED 00-00-2011 to 00-00-2011	
4. TITLE AND SUBTITLE Military Personnel: Personnel and Cost Data Associated with Implementing DOD's Homosexual Conduct Policy				5a. CONTRACT NUMBER	
				5b. GRANT NUMBER	
				5c. PROGRAM ELEMENT NUMBER	
6. AUTHOR(S)				5d. PROJECT NUMBER	
				5e. TASK NUMBER	
				5f. WORK UNIT NUMBER	
7. PERFORMING ORGANIZATION NAME(S) AND ADDRESS(ES) U.S. Government Accountability Office, 441 G Street NW, Washington, DC, 20548				8. PERFORMING ORGANIZATION REPORT NUMBER	
9. SPONSORING/MONITORING AGENCY NAME(S) AND ADDRESS(ES)				10. SPONSOR/MONITOR'S ACRONYM(S)	
				11. SPONSOR/MONITOR'S REPORT NUMBER(S)	
12. DISTRIBUTION/AVAILABILITY STATEMENT Approved for public release; distribution unlimited					
13. SUPPLEMENTARY NOTES					
14. ABSTRACT					
15. SUBJECT TERMS					
16. SECURITY CLASSIFICATION OF:			17. LIMITATION OF ABSTRACT	18. NUMBER OF PAGES	19a. NAME OF RESPONSIBLE PERSON
a. REPORT unclassified	b. ABSTRACT unclassified	c. THIS PAGE unclassified			

Highlights of [GAO-11-170](#), a report to the Honorable Susan A. Davis, House of Representatives

Why GAO Did This Study

From fiscal years 1994 through 2009, the Department of Defense (DOD) separated over 13,000 active military servicemembers under its homosexual conduct policy. These separations represent about 0.37 percent of the 3.6 million members separated for all reasons, including expiration of terms of service and retirement. In 2005, GAO reported on the number of separated servicemembers under DOD's homosexual conduct policy who held critical skills and the costs associated with administering the policy from fiscal years 1994 through 2003. GAO was asked to examine data from fiscal years 2004 through 2009 to determine (1) the extent to which the policy has resulted in the separation of servicemembers with skills in critical occupations and important foreign languages and (2) the services' costs for certain activities associated with administering the policy. GAO obtained and analyzed DOD personnel and cost data; examined DOD regulations and policy documents; and conducted interviews with officials from the Office of the Under Secretary of Defense for Personnel and Readiness, the Defense Manpower Data Center, and each of the military services.

GAO provided a draft of this report to DOD for review and comment. DOD did not have any comments on the report.

View [GAO-11-170](#) or key components. For more information, contact Zina Merritt at (202) 512-5257 or merrittz@gao.gov.

MILITARY PERSONNEL

Personnel and Cost Data Associated with Implementing DOD's Homosexual Conduct Policy

What GAO Found

According to GAO's analysis of Defense Manpower Data Center data, 3,664 servicemembers were separated under DOD's homosexual conduct policy from fiscal years 2004 through 2009. Of the 3,664 separations, 1,458 of these separated servicemembers held a critical occupation or an important foreign language skill as determined by GAO and the services. More specifically, 1,442 (39 percent) of the servicemembers separated under the policy held critical occupations, such as infantryman and security forces, while 23 (less than 1 percent) of the servicemembers held skills in an important foreign language, such as Arabic or Spanish. Seven separated servicemembers held both a critical occupation and an important foreign language skill. However, the number of separated servicemembers with critical occupations could be an underestimation because of a number of factors. For example, the Air Force provided the occupations eligible for enlistment bonuses from fiscal years 2006 through 2009, but could not provide this information for fiscal years 2004 and 2005 because the Air Force's data were incomplete.

Using available DOD cost data, GAO calculated that it cost DOD about \$193.3 million (\$52,800 per separation) in constant fiscal year 2009 dollars to separate and replace the 3,664 servicemembers separated under the homosexual conduct policy. This \$193.3 million comprises \$185.6 million in replacement costs and \$7.7 million in administrative costs. The cost to recruit and train replacements amounted to about \$185.6 million. In calculating these costs, GAO included variable costs, such as recruiting bonuses, and excluded fixed costs, such as salaries and buildings, to the extent possible because according to service officials there would likely be no significant increase in fixed costs when recruiting and training a relatively small number of replacement personnel. Each of the services tracks and maintains data in different ways, which in some cases affected their ability to provide GAO with only variable costs. For example, while the Army and Air Force could disaggregate variable and fixed recruiting and training costs, the Navy could not disaggregate variable and fixed recruiting and training costs, and the Marine Corps could not disaggregate variable and fixed training costs. To the extent that recruiting and training cost data provided by the services contain fixed costs, this is an overestimation of replacement costs. Administrative costs amounted to about \$7.7 million and include costs associated with certain legal activities, such as board hearings, and nonlegal activities, such as processing separation paperwork. The Air Force, Army, and Marine Corps provided GAO with administrative cost estimates; however, Navy officials explained that changes in separation processes from fiscal years 2004 through 2009 prevented them from providing an accurate administrative cost estimate in time for the data to be included in GAO's analyses. Because the Navy did not provide these data, GAO's calculation is an underestimation of DOD's likely total administrative costs. Because of data limitations, GAO was unable to determine the extent of the overestimation of the replacement costs, the underestimation of the administrative costs, or the resulting net impact on GAO's total calculations.

Contents

Letter		1
	Background	5
	Some Servicemembers Separated under the Homosexual Conduct Policy Held Skills in Critical Occupations or Important Foreign Languages	9
	Certain Costs Associated with Administering DOD's Homosexual Conduct Policy Can Be Calculated	18
Appendix I	Scope and Methodology	28
Appendix II	General Information on Separated Servicemembers	38
Appendix III	Data on Reserve and National Guard Servicemembers Separated under the Homosexual Conduct Policy	42
Appendix IV	Information on Critical Occupations and Important Foreign Languages for Servicemembers Separated under DOD's Homosexual Conduct Policy	43
Appendix V	GAO Contact and Staff Acknowledgments	47
Related GAO Products		48
Tables		
	Table 1: Number of Separations of Active Duty Servicemembers for Homosexual Conduct by Fiscal Year and Military Service, from Fiscal Years 2004 through 2009	6
	Table 2: Number of Active Duty Servicemembers with Critical Occupations Separated for Homosexual Conduct from Fiscal Years 2004 through 2009	11

Table 3: Number of Active Duty Servicemembers with Intelligence-Related Critical Occupations Separated under the Homosexual Conduct Policy, by Service, from Fiscal Years 2004 through 2009	13
Table 4: Examples of Critical Occupations of Servicemembers Separated under the Homosexual Conduct Policy across All Services from Fiscal Years 2004 through 2009	14
Table 5: Number of Active Duty Servicemembers with Important Foreign Language Skills Separated under the Homosexual Conduct Policy from Fiscal Years 2004 through 2009	15
Table 6: Languages Spoken by—and the Proficiency Levels of—Servicemembers Separated under the Homosexual Conduct Policy from Fiscal Years 2004 through 2009	16
Table 7: Cost of Replacements for Servicemembers Separated under the Homosexual Conduct Policy from Fiscal Years 2004 through 2009 (Dollars in Millions)	21
Table 8: Cost of Recruiting Replacements for Servicemembers Separated under the Homosexual Conduct Policy from Fiscal Years 2004 through 2009 (Dollars in Thousands)	22
Table 9: Cost of Training Replacements for Servicemembers Separated under the Homosexual Conduct Policy from Fiscal Years 2004 through 2009 (Dollars in Millions)	23
Table 10: Administrative Costs of Separating Servicemembers under the Homosexual Conduct Policy from Fiscal Years 2004 through 2009 (Dollars in Thousands)	24
Table 11: Legal Administrative Cost of Separating Servicemembers under the Homosexual Conduct Policy from Fiscal Years 2004 through 2009 (Dollars in Thousands)	25
Table 12: Nonlegal Administrative Cost of Separating Servicemembers under the Homosexual Conduct Policy from Fiscal Years 2004 through 2009 (Dollars in Thousands)	26
Table 13: Total Separations for All Reasons by Fiscal Year and Service from Fiscal Years 2004 through 2009	38
Table 14: Separation Reasons for Enlisted Servicemembers from Fiscal Years 2004 through 2009	39
Table 15: Separation Reasons for Officers from Fiscal Years 2004 through 2009	40
Table 16: Separations of Reserve and National Guard Servicemembers for Homosexual Conduct, by Fiscal Year and Military Service, from Fiscal Years 2004 through 2009	42

Table 17: Most Common Critical Occupations Held by Separated Servicemembers, by Service, from Fiscal Years 2004 through 2009	43
Table 18: Lengths of Service of Servicemembers Separated under the Homosexual Conduct Policy Who Held Skills in Critical Occupations from Fiscal Years 2004 through 2009	45
Table 19: Lengths of Service of Servicemembers Who Held Skills in Important Foreign Languages from Fiscal Years 2004 through 2009	46

Figures

Figure 1: Separations under the Homosexual Conduct Policy by Race from Fiscal Years 2004 through 2009	7
Figure 2: Separations under the Homosexual Conduct Policy by Rank, Gender, Length of Service, and Branch from Fiscal Years 2004 through 2009	8
Figure 3: Amount of Time Served by Servicemembers Separated under the Homosexual Conduct Policy Who Held Skills in Critical Occupations from Fiscal Years 2004 through 2009	12
Figure 4: Amount of Time Served by Servicemembers Separated under the Homosexual Conduct Policy Who Held Skills in Important Foreign Languages from Fiscal Years 2004 through 2009	17
Figure 5: Services' Cost of Administering DOD's Homosexual Conduct Policy from Fiscal Years 2004 through 2009 (Dollars in Thousands)	19

This is a work of the U.S. government and is not subject to copyright protection in the United States. The published product may be reproduced and distributed in its entirety without further permission from GAO. However, because this work may contain copyrighted images or other material, permission from the copyright holder may be necessary if you wish to reproduce this material separately.



G A O

Accountability * Integrity * Reliability

United States Government Accountability Office
Washington, DC 20548

January 20, 2011

The Honorable Susan A. Davis
House of Representatives

Dear Ms. Davis:

In 1993, Congress enacted a law setting out the policy concerning homosexuality in the armed forces.¹ This statute states that “the presence in the armed forces of persons who demonstrate a propensity or intent to engage in homosexual acts would create an unacceptable risk to the high standards of morale, good order and discipline, and unit cohesion that are the essence of military capability.” The law requires servicemembers to be separated from the armed forces, under regulations prescribed by the Secretary of Defense, if they meet certain criteria set forth in the law.² From fiscal years 1994 through 2009, the Department of Defense (DOD) separated over 13,000 active duty military servicemembers under the homosexual conduct policy. These separations represent approximately 0.37 percent of the 3.6 million servicemembers separated for all reasons during this period.³ (For more information on total separations from fiscal years 2004 through 2009, see app. II.)

In 2005, we reported on the number of separated servicemembers who held skills in critical occupations and important foreign languages at the time of separation and the costs associated with administering DOD’s homosexual conduct policy for the period covering fiscal years 1994 through 2003.⁴ You asked us to examine data from fiscal years 2004 through 2009. Specifically, this report provides information on (1) the

¹10 U.S.C. § 654.

²For guidance implementing the law, see Department of Defense Instructions 1332.14, *Enlisted Administrative Separations* (Aug. 28, 2008); 1332.30, *Separation of Regular and Reserve Commissioned Officers* (Mar. 29, 2010); and 1304.26, *Qualification Standards for Enlistment, Appointment, and Induction* (Sept. 20, 2005).

³The 3.6 million servicemembers separated for all reasons during this period includes those separated for expiration of term of service and retirement. If we excluded these types of separations, the number of separations would be lower, and therefore the percentage of separations because of homosexual conduct would be higher.

⁴GAO, *Military Personnel: Financial Costs and Loss of Critical Skills Due to DOD’s Homosexual Conduct Policy Cannot Be Completely Estimated*, [GAO-05-299](#) (Washington, D.C.: Feb. 23, 2005).

extent to which servicemembers with skills in critical occupations and important foreign languages were separated under the policy and (2) the services' costs for certain activities associated with administering the policy (i.e., recruiting and training replacements of separated servicemembers and administrative processes associated with separating servicemembers).

In conducting this audit, we obtained data from the Defense Manpower Data Center (DMDC)⁵ and each of the military services on active duty separations under the homosexual conduct policy across all of the service components—the Air Force, Army, Marine Corps, and Navy—for the period covering fiscal years 2004 through 2009. We also obtained the total number of Reserve and National Guard component servicemembers separated under the policy during the same period of time.⁶ (See app. III.) However, we did not include separated Reserve and National Guard servicemembers in our analysis because according to DMDC, DOD only collects data on separations for homosexual conduct for the active duty members of the Air Force, Army, Marine Corps, and Navy.⁷ We determined that the data provided by DOD and the services were sufficiently reliable for the purposes of presenting separations, personnel information for separated servicemembers, and costs associated with administering the homosexual conduct policy. These data were current as of November 30, 2010.

To determine the extent to which servicemembers with skills in critical occupations and important foreign languages were separated under DOD's homosexual conduct policy, we obtained data from DMDC on the occupational specialties and foreign languages of the enlisted servicemembers and officers separated under the policy. We interviewed officials from the Office of the Under Secretary of Defense for Personnel and Readiness and the offices within the services that are responsible for managing occupational specialties, determining foreign language

⁵DMDC serves as DOD's human resource information source and a central source in identifying, authenticating, authorizing, and providing information on DOD-affiliated personnel.

⁶These separations do not include servicemembers from Reserve and National Guard components of the military services who were in active duty status for 31 or more consecutive days.

⁷According to a DMDC official, the official tracking of active duty separations for homosexual conduct began in 1997.

requirements, and administering bonus programs to identify critical occupations and important foreign languages. Based on these discussions, we and the services determined for the purposes of this report that an occupation was “critical” if a financial incentive was provided under the enlistment, reenlistment, and retention bonus programs or if it was included in service-specific critical occupations lists.⁸ We also relied on the services to designate the critical occupations that they considered to be intelligence related. Through our interviews, we and the services determined for the purposes of this report that a foreign language was “important” if a financial incentive was provided under the foreign language proficiency bonus program. Using these criteria, we analyzed separation data to determine the number of servicemembers who held critical occupations and were proficient in important foreign languages at the time of their separation.

To calculate the costs associated with administering DOD’s homosexual conduct policy, we interviewed officials from the Office of the Under Secretary of Defense for Personnel and Readiness and offices within the active services that are responsible for personnel policy, recruitment and training budgets, servicemember pay and benefits, separation processing, legal affairs, and discharge reviews to identify the cost of recruiting and training through initial occupational training of the replacements of servicemembers separated under the policy and the administrative costs of processing the separations of servicemembers under the policy. To determine replacement costs, we obtained and analyzed recruiting and training cost data from each of the services. To the extent possible, we used variable costs and excluded fixed costs to calculate the services’ costs to recruit and train replacements because, given the magnitude of DOD’s overall forces, there would likely be no significant increase in fixed costs (e.g., instructor salaries) when replacing a relatively small number of personnel (i.e., approximately 400 to 700 servicemembers per year).⁹ We analyzed these data to calculate the costs of recruiting and training through initial occupational training for the replacements of servicemembers separated under the policy. To the extent that recruiting

⁸Because of the manner in which the Navy assigns its recruits to occupations, the Navy was unable to provide complete data on the occupations of Navy servicemembers separated under the policy. Thus, the reported number of Navy separated servicemembers who held skills in critical occupations could be an underestimate.

⁹For the purposes of this report, we define “fixed costs” as those that do not change with output, as opposed to “variable costs” whose total varies directly with changes in output. In the case of recruiting and training, the outputs are recruits and trainees, respectively.

and training cost data provided by the services contain fixed costs, this would result in an overestimation of replacement costs. To determine administrative costs, we asked the military services to provide data on the key tasks and personnel associated with the separation process, such as paralegal work, attorneys' and pastoral counseling of servicemembers, and commanders' inquiries. We analyzed data on these tasks and personnel, along with military pay rates, to calculate the administrative costs of processing the separations of servicemembers separated under the policy. The Navy explained that it was not able to provide this information because changes in separation processes from fiscal years 2004 through 2009 prevented Navy officials from providing an accurate administrative cost estimate in time for the data to be included in our analyses. Because the Navy was not able to provide this information, our calculation is an underestimation of DOD's likely total administrative costs. We were unable to determine the extent of the overestimation of replacement costs, the underestimation of administrative costs, or the resulting net impact on our calculations.

We conducted this performance audit from January 2010 through January 2011 in accordance with generally accepted government auditing standards. Those standards require that we plan and perform the audit to obtain sufficient, appropriate evidence to provide a reasonable basis for our findings and conclusions based on our audit objectives. We believe that the evidence obtained provides a reasonable basis for our findings and conclusions based on our audit objectives. A detailed discussion of our scope and methodology can be found in appendix I.

Background

Homosexuality and the Military

In November 1993, Congress enacted a law concerning homosexual conduct in the armed forces and required the Secretary of Defense to prescribe regulations to implement that policy.¹⁰ Following the enactment of the law, DOD issued its implementing guidance, including Department of Defense Instruction 1304.26, *Qualification Standards for Enlistment, Appointment, and Induction*. Under that instruction, applicants for enlistment, appointment, or induction shall not be asked or required to reveal their sexual orientation, nor shall they be asked to reveal whether they have engaged in homosexual conduct, unless independent evidence is received indicating that an applicant engaged in such conduct or the applicant volunteers a statement that he or she is homosexual or bisexual, or words to that effect. This is generally referred to as the “Don’t Ask, Don’t Tell” policy. In exchange for the services’ silence (“don’t ask”) about a person’s homosexuality prior to induction, gay and lesbian servicemembers, as a condition of continued service, agree to silence (“don’t tell”) about this aspect of their lives.

Separations for Homosexual Conduct from Fiscal Years 2004 through 2009

According to our analysis of DMDC data, 3,664 active duty servicemembers were separated under the homosexual conduct policy from fiscal years 2004 through 2009. (See table 1.) This figure represents servicemembers who were on active duty at the time of their separation, including members of the Reserve or National Guard components of the military services who were on active duty for 31 or more consecutive days before their dates of separation. These servicemembers are included in the figure because according to DMDC, a servicemember in the Reserves or National Guard who was separated after at least 31 consecutive days of active duty service is considered to be an active duty separation.

¹⁰10 U.S.C. § 654. DOD has recently released a study considering the homosexual conduct policy. The Don’t Ask, Don’t Tell Repeal Act of 2010 (Repeal Act), Pub. L. No. 111-321, was enacted on December 22, 2010. Under the Repeal Act, 10 U.S.C. § 654, the section of the United States Code that sets out the Don’t Ask, Don’t Tell policy, will remain in effect until 60 days after the date that a number of requirements and certifications specified in the Repeal Act are met by the Secretary of Defense, the Chairman of the Joint Chiefs of Staff, and the President. At that time, the law would be repealed. The Repeal Act also specifies that, in the event that those requirements and certifications are not met, the policy set out at 10 U.S.C. § 654 will remain in effect.

Table 1: Number of Separations of Active Duty Servicemembers for Homosexual Conduct by Fiscal Year and Military Service, from Fiscal Years 2004 through 2009

Fiscal year	Air Force	Army	Marine Corps	Navy	Total
2004	92	325	59	177	653
2005	88	386	74	177	725
2006	102	280	64	166	612
2007	91	302	74	160	627
2008	90	286	91	152	619
2009	77	195	75	81	428
Total	540	1,774	437	913	3,664
Percentage of total	15	48	12	25	100

Source: GAO analysis of DMDC data.

Of the 3,664 servicemembers separated from fiscal years 2004 through 2009, DOD granted “honorable” separations to 2,084 members (57 percent), “general (under honorable conditions)” separations to 369 servicemembers (10 percent), and “under other than honorable conditions” separations to 95 servicemembers (3 percent).¹¹ DOD classified the separation of 2 servicemembers (less than 1 percent) as “bad conduct,” which is a type of punitive separation applicable to enlisted personnel only.¹² DOD also granted “uncharacterized” or entry-level separations to 1,037 servicemembers (28 percent), and classified 77 separations (2 percent) as “unknown or not applicable” for servicemembers separated under the policy.

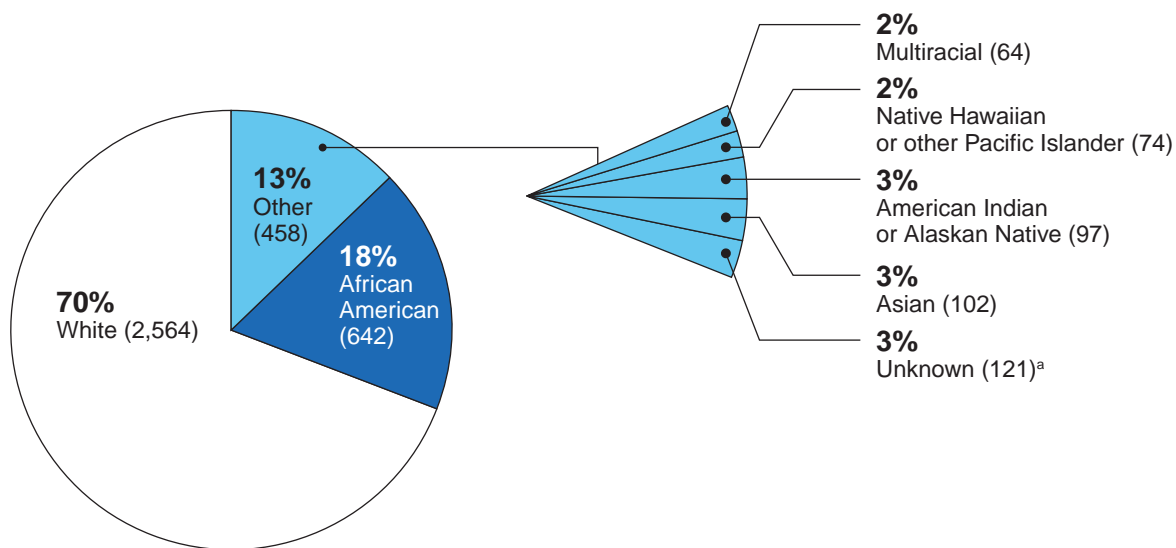
The following figures present demographic breakdowns for separated servicemembers. Figure 1 shows the percentage of servicemembers

¹¹See Department of Defense Instruction 1336.05, *Automated Extract of Active Duty Military Personnel Records* (July 29, 2009). At separation, DOD assigns a military service characterization code to each individual’s service that represents an evaluation of a servicemember’s conduct and performance during his or her period of military service. These characterizations include “honorable” (service reflected proper behavior and proficient performance of duty); “under honorable conditions” (service reflected behavior and performance that was short of honorable); “under other than honorable conditions” (servicemember was convicted of a felony by civil authorities); “bad conduct” (conduct was punished by a special or general court martial); “dishonorable” (conduct was punished by a general court martial); and “uncharacterized” (servicemember served 6 months or less and was assigned a separation reason of (1) entry level separation, (2) void enlistment or induction, or (3) dropped from strength). Also, some servicemembers’ characterization is classified as “unknown or not applicable.”

¹²See *Manual for Courts-Martial*, Rule 1003(b)(8)(C).

separated under DOD's homosexual conduct policy from fiscal years 2004 through 2009 by race, and figure 2 shows other demographic information for these servicemembers, including rank, length of service upon separation, gender, and military branch.

Figure 1: Separations under the Homosexual Conduct Policy by Race from Fiscal Years 2004 through 2009




Source: GAO analysis of DMDC data.

Notes: Percentage may not equal 100 because of rounding.

^aData not available.

Figure 2: Separations under the Homosexual Conduct Policy by Rank, Gender, Length of Service, and Branch from Fiscal Years 2004 through 2009



Source: GAO analysis of DMDC data.

Differences between the Current and Previous GAO Report

In 2005, we reported on the number of servicemembers separated under the policy who held skills in critical occupations and important foreign languages and the costs of recruiting and training replacements for servicemembers separated under the homosexual conduct policy for the period covering fiscal year 1994 through fiscal year 2003.¹³ However, the information in the 2005 report cannot be compared to the information in this report for two reasons. First, for this report, we asked the services to provide the most current and complete guidance to help us determine criteria for describing critical occupations and important foreign languages. The services provided enlistment bonus lists, critical skills retention bonus lists, service-specific critical occupations lists, and foreign language proficiency bonus lists. We have added these criteria in order to provide a more comprehensive picture of how the services described critical occupations and important foreign languages from fiscal years 2004 through 2009. Second, in 2005, the services were unable to provide us with the training costs of Marine Corps personnel,¹⁴ the training costs of

¹³GAO-05-299.

¹⁴According to officials from the Marine Corps Training and Education Command, the Marine Corps did not have detailed training cost data until fiscal year 2008.

the medical professionals for each of the services, and the recruiting and training costs of each service's officers. For the current report, the Marine Corps provided data on the cost to train its personnel; the services provided data on the cost to train medical professionals; and the Air Force, Navy, and Marine Corps provided data on the cost of recruiting officers. The Army was not able to provide data on the cost of officer recruiting in time for the data to be included in our analyses. The Army, Air Force, and Marine Corps provided data on the cost of training officers. However, we did not include the cost of training Navy officers because the Navy provided data that were not specific to the occupational specialties of the separated officers. In order to be consistent with our methodology of calculating training cost calculations that are specific to the occupational specialties of separated servicemembers, we did not include the incomplete Navy data. In addition, in 2005, DOD was not able to provide us with information on the administrative costs of separating servicemembers under the homosexual conduct policy. For the current report, the Air Force, the Army, and the Marine Corps provided us with this information. The Navy explained that it was not able to provide this information because changes in separation processes from fiscal years 2004 through 2009 prevented Navy officials from providing an accurate administrative cost estimate in time for the data to be included in our analyses. The analyses in this report were current as of November 30, 2010. As a result, the personnel and cost data provided in the 2005 report are not comparable to the information provided in this report.

Some Servicemembers Separated under the Homosexual Conduct Policy Held Skills in Critical Occupations or Important Foreign Languages

Based on our analysis of DMDC data, 3,664 servicemembers were separated under the homosexual conduct policy from fiscal years 2004 through 2009, and based on our analysis of information provided by the services, 1,458 (40 percent) of these servicemembers held skills in a critical occupation, an important foreign language, or both, as determined by us and the services. Servicemembers with critical occupations and important foreign language skills are not necessarily mutually exclusive groups because some critical occupations, such as cryptologic linguists and interrogators, require an important foreign language skill. According to our analysis, 7 servicemembers held a critical occupation and also held an important foreign language skill.

Data on Servicemembers Separated under the Homosexual Conduct Policy Who Held Skills in Critical Occupations

Based on our analysis of DMDC data, of the 3,664 servicemembers who were discharged under the homosexual conduct policy from fiscal years 2004 through 2009, 1,442 (39 percent) of them held skills in critical occupations. Based on interviews with service officials, we and the services determined for the purposes of this report that an occupation was “critical” if it received a bonus under DOD’s Enlistment Bonus program,¹⁵ Accession Bonus for New Officers in Critical Skills program, Selective Reenlistment Bonus program, or Critical Skills Retention Bonus program.¹⁶ These bonus programs provide monetary incentives to individuals to help the services maintain adequate numbers of personnel in designated critical occupations. We also used service-specific critical occupations lists to determine critical occupations, such as the Air Force Stressed Career Fields List,¹⁷ the Marine Top Ten Critical Occupations List, and the list of occupations deemed critical under the Marine 202K Sustainment Plan.¹⁸ Table 2 shows, by service, a breakdown of the 1,442 servicemembers who held critical occupations and were separated from fiscal years 2004 through 2009.

¹⁵We used the Army’s Top 25 Priority Occupations Lists in lieu of the Army’s Enlistment Bonus lists because the Army noted that the occupations on the Top 25 Priority Occupations Lists better represent the Army’s critical occupations for enlistment.

¹⁶See Department of Defense Instruction 1304.29, *Administration of Enlistment Bonuses, Accession Bonuses for New Officers in Critical Skills, Selective Reenlistment Bonuses, and Critical Skills Retention Bonuses for Active Members* (Dec. 15, 2004).

¹⁷The Air Force Stressed Career Fields List was available only for fiscal years 2008 and 2009.

¹⁸The Marine Corps 202K Sustainment Plan includes critical occupations for the period covering the final 3 years of our review period: fiscal years 2007 through 2009.

Table 2: Number of Active Duty Servicemembers with Critical Occupations Separated for Homosexual Conduct from Fiscal Years 2004 through 2009

Fiscal year	Air Force	Army	Marine Corps	Navy	Total
2004	9	152	0	10	171
2005	7	232	0	33	272
2006	12	184	1	16	213
2007	9	218	28	24	279
2008	39	231	26	27	323
2009	25	121	29	9	184
Total	101	1,138	84	119	1,442
Percentage of total	7	79	6	8	100

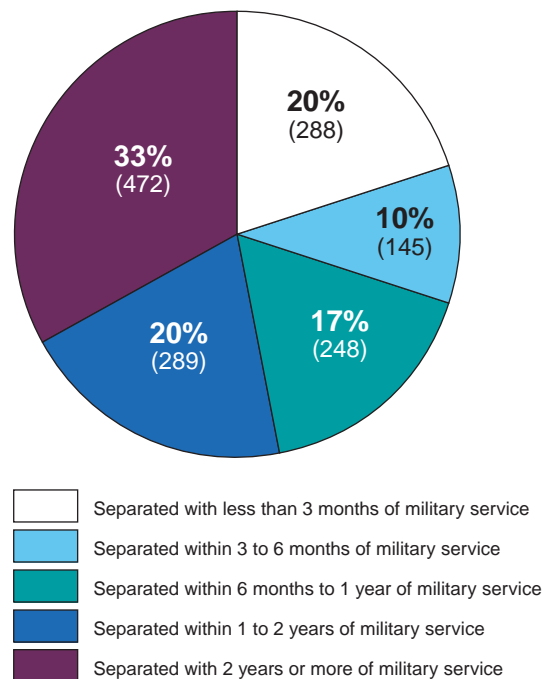
Source: GAO analysis of DMDC and service data.

The reported number of separated Navy and Air Force servicemembers who held skills in critical occupations could be an underestimation. The Navy was not able to provide the information necessary to determine whether separated Navy servicemembers held occupations on the enlistment bonus lists because of the manner in which the Navy assigns occupational specialties to its recruits. Also, while the Navy does offer accession bonuses to new officers, Navy officials could not determine which bonuses were offered during the fiscal years of our study. Thus, we could not include any Navy occupations that were eligible for Accession Bonuses for New Officers in Critical Skills. While the Air Force was able to provide the occupational specialties eligible for enlistment bonuses from fiscal years 2006 through 2009, it was unable to provide the occupational specialties eligible for enlistment bonuses in fiscal years 2004 and 2005 because Air Force data were incomplete.

Of the total population separated under the policy, 625 servicemembers (17 percent) were separated with less than 3 months of military service, 394 servicemembers (11 percent) were separated within 3 to 6 months of military service, 657 servicemembers (18 percent) were separated within 6 months to 1 year of military service, 706 servicemembers (19 percent) were separated within 1 to 2 years of military service, and 1,282 servicemembers (35 percent) were separated with 2 years or more of military service. We analyzed the lengths of service for the 1,442 servicemembers separated under the homosexual conduct policy who held skills in critical occupations from fiscal years 2004 through 2009. Figure 3 shows the amount of time served prior to separation by servicemembers who held skills in critical occupations. (For more detailed information on the length of service of servicemembers separated under

the homosexual conduct policy who held skills in critical occupations, see table 18 in app. IV.)

Figure 3: Amount of Time Served by Servicemembers Separated under the Homosexual Conduct Policy Who Held Skills in Critical Occupations from Fiscal Years 2004 through 2009



Source: GAO analysis of DMDC data.

Of the 1,442 separated servicemembers who held skills in critical occupations, 148 (10 percent) of them held skills in intelligence-related critical occupations. The services reviewed the critical occupations held by the servicemembers separated under the homosexual conduct policy and designated the critical occupations that they deemed to be intelligence related. Examples of intelligence-related critical occupations include human intelligence collector, cryptologic technician (interpretive), intelligence specialist, and airborne cryptologic language analyst. Table 3 shows a breakdown, by service, of the 148 separated servicemembers who held intelligence-related critical occupations during the 6-year period.

Table 3: Number of Active Duty Servicemembers with Intelligence-Related Critical Occupations Separated under the Homosexual Conduct Policy, by Service, from Fiscal Years 2004 through 2009

Service	Number of separated servicemembers who held skills in critical occupations	Number of separated servicemembers who held skills in intelligence-related critical occupations	Percentage of separated servicemembers in critical occupations that are intelligence related
Air Force	101	33	33
Army	1,138	105	9
Marine Corps	84	4	5
Navy	119	6	5
Total	1,442	148	10

Source: GAO analysis of DMDC and service data.

Of those separated who held skills in critical occupations, 1,425 were enlisted servicemembers and 17 were officers. Separated servicemembers with critical occupations served an average of 22 months, which is about 26 months less than the typical initial service contract of most enlistees and the typical officer-commissioning contract.¹⁹ As shown in table 4, the most common critical occupations held by separated servicemembers across all services were infantryman and military police. (See table 17 in app. IV for a more detailed list, by service, of the most common occupations held by separated servicemembers.)

¹⁹Before enlisted recruits are sent to recruit training, they are required to take an enlistment oath and sign a contract to serve one of the military services for a specified period of time, generally from 2 to 6 years and typically for 4 years. According to service officials, the typical officer-commissioning contract is 4 years, with some contracts ranging from 3 to 10 years, depending on the occupation and commissioning source.

Table 4: Examples of Critical Occupations of Servicemembers Separated under the Homosexual Conduct Policy across All Services from Fiscal Years 2004 through 2009

Critical occupations	Number of separated servicemembers	Percentage of total separated servicemembers with skills in critical occupations
Infantryman	190	13
Military police	120	8
Motor transport operator	114	8
Mental health specialist	69	5
Food service specialist	68	5
Health care specialist	59	4
Unit supply specialist	51	4
Nuclear field (electronics technician, machinist's mate, and electrician's mate)	36	3
Chemical, biological, radiological, nuclear specialist	34	2
Petroleum supply specialist	32	2
Signal support system specialist	32	2
Other	637	44
Total	1,442	100

Source: GAO analysis of DMDC and service data.

Data on Servicemembers Separated under the Homosexual Conduct Policy Who Held Important Foreign Language Skills

Based on our analysis of DMDC data, of the 3,664 servicemembers separated for homosexual conduct from fiscal years 2004 through 2009, 23 (less than 1 percent) of them held skills in an important foreign language. Based on interviews, we and the services determined for the purposes of this report that a language was “important” if a financial incentive was provided under the Foreign Language Proficiency Bonus (FLPB) program. This bonus program provides incentives for the acquisition, maintenance, and enhancement of foreign language skills at a particular proficiency level. The FLPB is used to increase strategic language capability throughout DOD by (1) encouraging servicemembers with foreign language proficiency to self-identify and sustain proficiency; (2) providing servicemembers an incentive to acquire foreign language skills, improve foreign language skills, or both; (3) providing servicemembers whose military specialty requires a foreign language with an incentive to expand their proficiency to other foreign languages and dialects; and (4) creating a cadre of language professionals operating at the highest levels of

proficiency. Table 5 shows a breakdown across all services of the 23 servicemembers who held important foreign language skills and were separated under the homosexual conduct policy during the 6-year period.

Table 5: Number of Active Duty Servicemembers with Important Foreign Language Skills Separated under the Homosexual Conduct Policy from Fiscal Years 2004 through 2009

Fiscal year	Air Force	Army	Marine Corps	Navy	Total
2004	1	2	0	2	5
2005	0	2	0	4	6
2006	0	1	1	1	3
2007	0	1	1	5	7
2008	0	1	0	1	2
2009	0	0	0	0	0
Total	1	7	2	13	23
Percentage of total	4	30	9	57	100

Source: GAO analysis of DMDC and service data.

Of the 23 servicemembers separated who held skills in an important foreign language, 22 were enlisted servicemembers and 1 was an officer. Separated servicemembers with an important foreign language skill served an average of 26 months, which is about 22 months less than the typical initial service contract of most enlistees and the typical officer-commissioning contract. To assess listening, reading, and speaking proficiencies, DOD uses an 11-point scale that represents the degree of competence in the language in which a member possesses the highest proficiency. The scale includes numeric values of 00 (no proficiency), 06 (memorized proficiency), 10 (elementary proficiency), 16 (elementary proficiency plus), 20 (limited working proficiency), 26 (limited working proficiency plus), 30 (general professional proficiency), 36 (general professional proficiency plus), 40 (advanced professional proficiency), 46 (advanced professional proficiency plus), and 50 (functionally native proficiency). To receive the FLPB, servicemembers must attain a minimum of 20/20 or higher on the scale in any two modalities (listening, reading, or speaking). As shown in table 6, the most common important language skills held by separated servicemembers were Arabic and Spanish.

Table 6: Languages Spoken by—and the Proficiency Levels of—Servicemembers Separated under the Homosexual Conduct Policy from Fiscal Years 2004 through 2009

Rank	Service	Important foreign language	Listening proficiency	Reading proficiency ^a
2004				
Enlisted	Air Force	Russian	20	20
Enlisted	Army	Arabic	26	30
Enlisted	Army	Korean	20	20
Enlisted	Navy	Korean	20	26
Enlisted	Navy	Chinese (Mandarin)	26	30
2005				
Enlisted	Army	Spanish	20	30
Enlisted	Army	Polish	30	30
Enlisted	Navy	Spanish	50	50
Enlisted	Navy	Spanish	30	26
Enlisted	Navy	Spanish	50	50
Enlisted	Navy	Spanish	20	30
2006				
Enlisted	Army	Arabic	20	26
Enlisted	Navy	Haitian-Creole	30	30
Enlisted	Marine Corps	Lithuanian	30	30
2007				
Officer	Army	Vietnamese	20	20
Enlisted	Navy	Arabic	30	30
Enlisted	Navy	Spanish	30	30
Enlisted	Navy	Spanish	20	26
Enlisted	Navy	Arabic	20	26
Enlisted	Navy	Spanish	20	20
Enlisted	Marine Corps	Tagalog	30	20
2008				
Enlisted	Army	Tagalog	26	20
Enlisted	Navy	Serbian	20	20
2009				

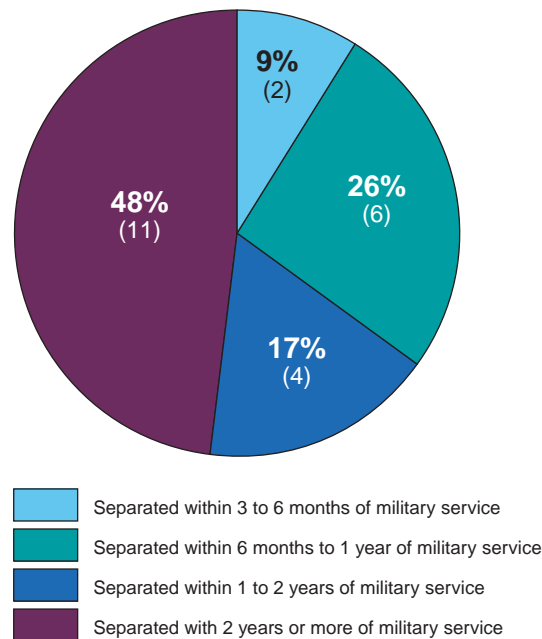
According to our analysis, no servicemembers separated under the policy in fiscal year 2009 held an important foreign language skill.

Source: GAO analysis of DMDC and service data.

^aSpeaking proficiency scores were not provided by DMDC for separated servicemembers who held skills in important foreign languages.

Of the total population separated under the policy, 625 servicemembers (17 percent) were separated with less than 3 months of military service, 394 servicemembers (11 percent) were separated within 3 to 6 months of military service, 657 servicemembers (18 percent) were separated within 6 months to 1 year of military service, 706 servicemembers (19 percent) were separated within 1 to 2 years of military service, and 1,282 servicemembers (35 percent) were separated with 2 years or more of military service. We analyzed the lengths of service for the 23 servicemembers separated under the homosexual conduct policy who held skills in important foreign languages from fiscal years 2004 through 2009. Figure 4 shows the amount of time served prior to separation by servicemembers who held skills in important foreign languages. (For more detailed information on the length of service of servicemembers separated under the homosexual conduct policy who held skills in important foreign languages, see table 19 in app. IV.)

Figure 4: Amount of Time Served by Servicemembers Separated under the Homosexual Conduct Policy Who Held Skills in Important Foreign Languages from Fiscal Years 2004 through 2009



Source: GAO analysis of DMDC data.

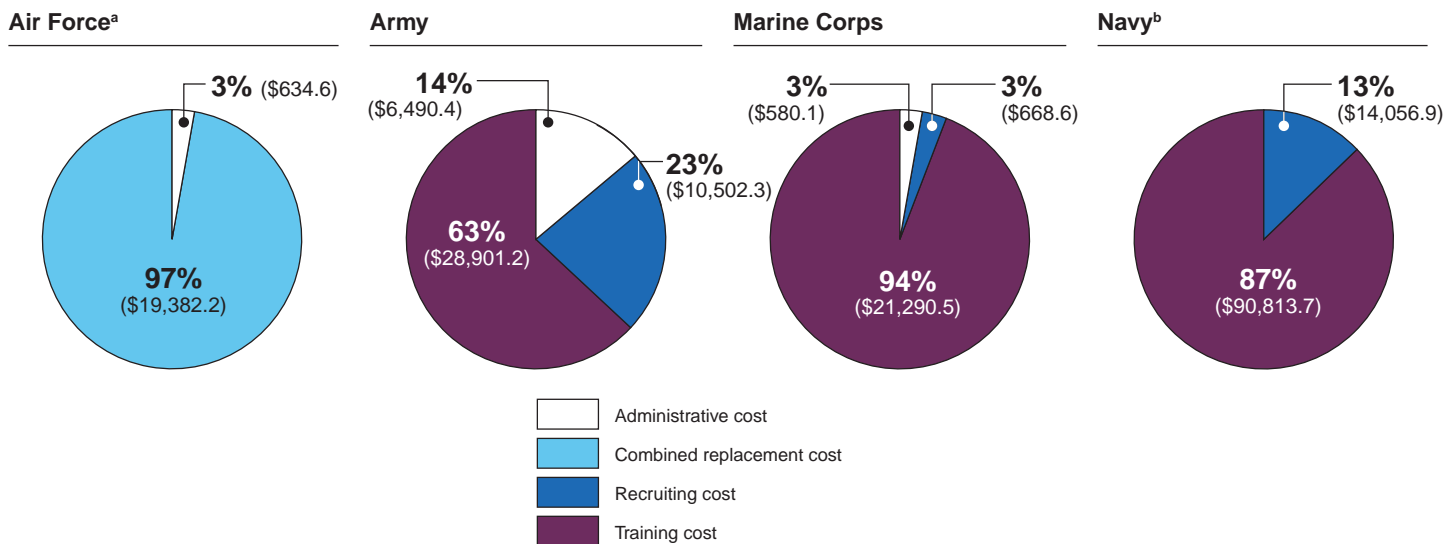
Note: According to our analysis, no servicemembers who held skills in important foreign languages were separated under the policy with less than 3 months of military service.

Certain Costs Associated with Administering DOD's Homosexual Conduct Policy Can Be Calculated

Using available DOD cost data, we calculated that it cost DOD approximately \$193.3 million (\$52,800 per separation) in constant fiscal year 2009 dollars to separate and replace the 3,664 servicemembers separated under the homosexual conduct policy from fiscal years 2004 through 2009. This figure represents about \$185.6 million in recruiting and training costs for replacing servicemembers separated under the policy and about \$7.7 million in certain administrative costs for which we were able to obtain data. (See fig. 5 for the services' cost of administering DOD's homosexual conduct policy.) In calculating the services' costs to recruit and train replacements, we used variable costs and excluded fixed costs to the extent possible because, according to service officials, there would likely be no significant increase in fixed costs when recruiting and training a relatively small number of replacement personnel. For example, in fiscal year 2009, the Army separated 195 servicemembers under the homosexual conduct policy. This means that in fiscal year 2009, the Army would have needed to recruit 195 replacements. In that same year, the Army recruited about 70,000 soldiers. Thus, in order to replace the 195 separated servicemembers in fiscal year 2009, the Army would have needed to recruit .003 percent more soldiers than it would have otherwise recruited. According to Army officials, because this .003 percent of additional recruiting represents such a small portion of total recruiting, there would likely be no need to increase recruiting infrastructure or hire more recruiting personnel. Because the services do not use "fixed costs" and "variable costs" as categories in their recruiting and training budgets, we provided each service with a common set of criteria to define these terms, and asked each service to determine the fixed and variable components of their cost data and provide us with variable costs. However, each of the services tracks and maintains data in different ways, which in some cases affected their ability to provide us with only variable costs. For example, while the Army and Air Force were able to provide us with variable recruiting and training costs, the Navy was not able to provide variable recruiting and training costs, and the Marine Corps was not able to provide variable training costs. In these cases, Navy and Marine Corps officials explained that they were not able to provide data with only variable costs because of the way their services track these data. While the Navy and Marine Corps track the total budgets of recruiting and training commands and individual courses, they do not track individual cost elements of these totals. For this reason, they were not able to determine the fixed and variable components of their cost data. To the extent that recruiting and training cost data provided by the services contain fixed costs, this would result in an overestimation of replacement costs. To calculate the administrative cost of carrying out separations, we asked the services to identify the legal and nonlegal processes associated with the separation

process and requested data on personnel involved in carrying out these tasks. Using these data and military pay rates, we calculated administrative costs. While the Air Force, Army, and Marine Corps provided us with this information, the Navy did not provide data on the legal and nonlegal processes associated with carrying out separations. The Navy explained that it was not able to provide this information because changes in separation processes from fiscal years 2004 through 2009 prevented Navy officials from providing an accurate administrative cost estimate in time for the data to be included in our analyses. Because the Navy did not provide data on administrative costs, our calculation of these costs is an underestimation of DOD's likely total administrative costs.

Figure 5: Services' Cost of Administering DOD's Homosexual Conduct Policy from Fiscal Years 2004 through 2009 (Dollars in Thousands)



Source: GAO analysis of military service and Office of the Secretary of Defense data.

^aThe Air Force provided a single cost that included recruiting and training costs combined.

^bThe Navy explained that it was not able to provide this information because changes in separation processes from fiscal years 2004 through 2009 prevented Navy officials from providing an accurate administrative cost estimate in time for the data to be included in our analyses.

Cost to Recruit and Train Replacements for Separations under the Policy from Fiscal Years 2004 through 2009

All of the services were able to provide data related to the cost to recruit and train servicemembers. Based on these data, we calculated that it cost DOD about \$185.6 million in constant fiscal year 2009 dollars to recruit and train replacements for the 3,664 servicemembers separated under the homosexual conduct policy from fiscal years 2004 through 2009.²⁰ Our calculation includes the cost to the services to recruit a new servicemember, provide him or her with basic training, and graduate the servicemember from initial skills training in the occupational specialty in which a servicemember had been separated. Our calculation of replacement costs concludes with the end of initial skills training because, according to each of the military services, this is the point in a servicemember's career at which he or she is considered minimally qualified to perform required tasks within a separated servicemember's occupational specialty. To the extent possible, we included variable recruiting and training costs in our calculations, such as recruiting bonuses and consumable supplies used by trainees, and excluded fixed costs, such as the cost of recruiting and training infrastructure or recruiter and instructor salaries.²¹ This approach was taken because there would likely be no significant increase in fixed costs when recruiting and training a relatively small number of replacement personnel. As shown in table 7, our calculations for the services' replacement costs amount to about \$19.4 million for the Air Force, \$39.4 million for the Army, \$22.0 million for the Marine Corps, and \$104.9 million for the Navy. The Navy recruiting and training cost calculation is larger than the other services' calculations because according to Navy officials, the Navy recruiting and training cost data contain both fixed and variable costs.

²⁰For all services, officer-commissioning costs are not included.

²¹Other variable recruiting and training costs include, but are not limited to, recruit and trainee travel, college funds provided to servicemembers, drug testing, and compensation (salary and benefits) for servicemembers while they are in training.

Table 7: Cost of Replacements for Servicemembers Separated under the Homosexual Conduct Policy from Fiscal Years 2004 through 2009 (Dollars in Millions)

Fiscal year	Air Force ^a	Army	Marine Corps ^b	Navy ^c	Total
2004	\$2.9	\$6.2	\$2.7	\$20.1	\$31.9
2005	3.0	7.4	3.1	20.3	\$33.8
2006	3.6	5.9	3.3	19.0	\$31.8
2007	3.7	7.1	4.0	18.8	\$33.6
2008	3.3	7.3	5.1	17.3	\$33.0
2009	2.8	5.5	3.8	9.4	\$21.5
Total^d	\$19.4	\$39.4	\$22.0	\$104.9	\$185.6
Number of separated servicemembers	540	1,774	437	913	3,664
Percentage of total	10	21	12	56	100

Source: GAO analysis of service data.

Note: All figures are in constant fiscal year 2009 dollars.

^aWhile the Army, Marine Corps, and Navy were able to provide separate costs for recruiting and training, the Air Force provided an aggregated cost for recruiting and training that did not separate those costs. Using combined recruiting and training data from the Air Force, we calculated that over the 6-year period, the Air Force's replacement costs were about \$19.4 million in constant fiscal year 2009 dollars.

^bMarine Corps officials noted that their recruiting cost data consist of variable costs, while their training cost data consist of both fixed and variable costs. The Marine Corps tracks the total budget of training commands and individual courses but does not track individual cost elements of these totals. For this reason, Marine Corps officials were not able to determine the fixed and variable components of their training cost data.

^cAccording to service officials, the recruiting and training cost data provided by the Navy include both fixed and variable costs, while the recruiting and training cost data provided by the Air Force and Army consist of variable costs.

^dTotals may not equal sums of individual service costs because of rounding.

The services were able to provide data related to the cost to recruit replacement servicemembers. We calculated that from fiscal year 2004 through 2009, it cost DOD about \$25.2 million in constant fiscal year 2009 dollars to recruit replacements for servicemembers separated under the homosexual conduct policy. This calculation represents about 14 percent of the total calculated replacement cost associated with separating servicemembers under DOD's homosexual conduct policy. Recruiting costs include, but are not limited to, the costs associated with enlistment bonuses; recruit travel; and recruiting support, such as the processing of a recruit's paperwork. As shown in table 8, the Navy's cost to recruit replacements was the largest among the services because, according to Navy officials, the Navy included both fixed and variable costs in its recruiting estimates. According to Army and Marine Corps officials, the recruiting cost data provided by the Army and Marine Corps consist of variable costs. In addition, while the Air Force, Navy, and Marine Corps

provided data on the cost of recruiting officers, the Army was not able to provide data on the cost of recruiting officers in time for the data to be included in our analyses. The Air Force could not provide disaggregated recruiting and training costs and instead provided a replacement cost estimate that combines variable recruiting and training costs.

Table 8: Cost of Recruiting Replacements for Servicemembers Separated under the Homosexual Conduct Policy from Fiscal Years 2004 through 2009 (Dollars in Thousands)

Fiscal year	Army	Marine Corps ^a	Navy	Total
2004	\$1,455.7	\$61.7	\$2,736.4	\$4,253.8
2005	1,447.4	77.3	2,717.9	\$4,242.6
2006	1,415.2	67.7	2,547.9	\$4,030.8
2007	1,931.1	64.5	2,474.6	\$4,470.3
2008	2,213.5	191.1	2,344.2	\$4,748.8
2009	2,039.4	206.3	1,235.9	\$3,481.6
Total^b	\$10,502.3	\$668.6	\$14,056.9	\$25,227.8
Number of separated servicemembers	1,774	437	913	3,124
Percentage of total	42	3	56	100

Source: GAO analysis of service data.

Note: All figures are in constant fiscal year 2009 dollars.

^aThe Marine Corps classified enlistment bonuses and college funds as fixed costs, whereas the Army classified enlistment bonuses and college funds as variable costs. In our calculations, we consider enlistment bonuses and college funds to be variable costs for both services.

^bTotals may not equal sums of individual service costs because of rounding.

The services were able to provide data related to the cost to train replacement servicemembers through initial occupational training. We calculated that from fiscal year 2004 through 2009, it cost DOD about \$141.0 million in constant fiscal year 2009 dollars to train replacements for servicemembers separated under the homosexual conduct policy. This calculation represents about 76 percent of the total calculated replacement cost associated with separating servicemembers under DOD's homosexual conduct policy. Costs associated with basic training and initial skills training include, but are not limited to, clothing and equipment, supplies, student travel, administration of courses of instruction, replacement servicemembers' salaries and benefits during training, and overhead costs associated with training centers.

As shown in table 9, there is variation in the size of our calculations of the services' cost to train replacement servicemembers. For example, the Navy's cost to train replacements was the largest among the services

because the Navy included both fixed and variable costs in its training estimates. Although the Marine Corps included fixed and variable costs in its training estimates, the Navy separated over twice as many servicemembers as the Marine Corps. Moreover, according to the Marine Corps, a significant proportion of its servicemembers' training is carried out by other services. However, the Marine Corps does not track the cost of training it receives from the other services and therefore could not provide us with comprehensive data on the cost to train Marine Corps personnel. Marine Corps officials explained that the other services that train Marine Corps servicemembers may contribute up to 60 percent of the total cost of training in the occupational specialties held by Marine Corps servicemembers separated under the policy from fiscal years 2004 through 2009. As can be seen in table 9, the Air Force is not included because it could not provide disaggregated recruiting and training costs and instead provided a replacement cost estimate that combines variable recruiting and training costs. While the Army, Air Force, and Marine Corps provided data on the cost of training officers, we did not include the cost of training Navy officers because the Navy provided data that were not specific to the occupational specialties of the separated officers. In order to be consistent with our methodology of calculating training cost calculations that are specific to the occupational specialties of separated servicemembers, we did not include the incomplete Navy data.

Table 9: Cost of Training Replacements for Servicemembers Separated under the Homosexual Conduct Policy from Fiscal Years 2004 through 2009 (Dollars in Millions)

Fiscal year	Army	Marine Corps	Navy	Total
2004	\$4.8	\$2.6	\$17.3	\$24.8
2005	5.9	3.1	17.6	\$26.5
2006	4.4	3.2	16.5	\$24.1
2007	5.1	4.0	16.3	\$25.4
2008	5.1	4.9	15.0	\$25.0
2009	3.5	3.6	8.1	\$15.2
Total^a	\$28.9	\$21.3	\$90.8	\$141.0
Number of separated servicemembers	1,774	437	913	3,124
Percentage of total	20	15	64	100

Source: GAO analysis of service data.

Notes: All figures are in constant fiscal year 2009 dollars.

^aTotals may not equal sums of individual service costs because of rounding.

To the extent that recruiting and training cost data provided by the services contain fixed costs, this would result in an overestimation of

replacement costs. However, we were not able to determine the extent of the replacement cost overestimation.

Administrative Costs Could Be Estimated from Data Provided by Three of the Services

The Air Force, Army, and Marine Corps were able to provide estimates on the administrative costs associated with separating servicemembers under DOD's homosexual conduct policy. The Navy explained that it was not able to provide this information because changes in separation processes from fiscal years 2004 through 2009 prevented Navy officials from providing an accurate administrative cost estimate in time for the data to be included in our analyses. Using the estimates of the Air Force, Army, and Marine Corps, we calculated that from fiscal years 2004 through 2009, it cost DOD about \$7.7 million in constant fiscal year 2009 dollars to separate 2,751 servicemembers from the three services under DOD's homosexual conduct policy.²² As shown in table 10, our calculation of the services' administrative costs for implementing the homosexual conduct policy includes two types of costs: legal and nonlegal. Legal administrative costs amounted to about \$2.5 million (33 percent) of the total administrative cost, while nonlegal administrative costs amounted to about \$5.2 million (67 percent) of the total administrative cost.

Table 10: Administrative Costs of Separating Servicemembers under the Homosexual Conduct Policy from Fiscal Years 2004 through 2009 (Dollars in Thousands)

Case category	Air Force	Army ^a	Marine Corps	Total
Legal	\$228.5	\$2,108.6	\$181.7	\$2,518.9
Nonlegal	406.1	4,381.8	398.3	\$5,186.2
Total^b	\$634.6	\$6,490.4	\$580.1	\$7,705.1
Number of separated servicemembers	540	1,774	437	2,751
Percentage of total	8	84	8	100

Source: GAO analysis of service data.

Note: All figures are in constant fiscal year 2009 dollars.

^aAdministrative costs for the Army are larger because the Army identified a larger number of administrative processes for separating servicemembers under the homosexual conduct policy than the other two services. Because Army officials reported a greater number of tasks and more time processing cases, the Army's administrative costs are higher than those of the other two services. In addition, the Army separated more servicemembers than the other two services, which would result in a higher total administrative cost.

^bTotals may not equal sums of individual service costs because of rounding.

²²The 2,751 separations do not include those servicemembers separated by the Navy.

Legal administrative costs involve the costs associated with the services' review of homosexual conduct cases. According to the services, the legal costs include paralegal work, attorneys' counseling of servicemembers, and board hearings. With the exception of the Navy, the services were able to identify approximately 3,700 cases associated with DOD's homosexual conduct policy from fiscal years 2004 through 2009. These cases include board cases (cases in which a service board and legal officials reviewed a case),²³ nonboard cases (cases in which legal officials reviewed a case, but it was not reviewed by a service board), and unsubstantiated cases (cases in which legal officials reviewed a case, but the case did not result in a separation).²⁴ Table 11 shows the legal administrative costs by military service and types of cases for the 6-year period.

Table 11: Legal Administrative Cost of Separating Servicemembers under the Homosexual Conduct Policy from Fiscal Years 2004 through 2009 (Dollars in Thousands)

Type of case ^a	Air Force	Army ^b	Marine Corps	Total
Board cases	\$30.5	\$436.0	\$12.0	\$478.5
Nonboard cases	139.4	1,469.6	111.1	\$1,720.1
Unsubstantiated cases	58.6	203.1	58.6	\$320.3
Total^c	\$228.5	\$2,108.6	\$181.7	\$2,518.9
Number of separated servicemembers	540	1,774	437	2,751
Percentage of total	9	84	7	100

Source: GAO analysis of service data.

Note: All figures are in constant fiscal year 2009 dollars.

^aAccording to the services, a total of 3,695 cases were considered from fiscal years 2004 through 2009. Of these, 121 were board cases, 2,630 were nonboard cases, and 944 were unsubstantiated cases.

^bAdministrative costs for the Army are larger because the Army identified a larger number of administrative processes for separating servicemembers under the homosexual conduct policy than the other two services. Because Army officials reported a greater number of tasks and more time processing cases, the Army's administrative costs are higher than those of the other two services. In addition, the Army separated more servicemembers than the other two services, which would result in a higher total administrative cost.

^cTotals may not equal sums of individual service costs because of rounding.

²³According to service officials, a servicemember can request that a service board review the service's decision to separate the servicemember. In these cases, a board will review the separation case. Based on information provided by the services, board cases made up approximately 4 percent of all cases concerning homosexual conduct.

²⁴According to service officials and service data, the number of separation cases that require legal administrative work is higher than the total number of separations under DOD's homosexual conduct policy because unsubstantiated cases required review by legal personnel even though these cases did not result in separation.

According to the services, the nonlegal costs include commanders' inquiries, pastoral counseling of servicemembers, and the processing of separation paperwork. As shown in table 12, these activities occur at successive levels of command within and outside of the servicemember's unit.

Table 12: Nonlegal Administrative Cost of Separating Servicemembers under the Homosexual Conduct Policy from Fiscal Years 2004 through 2009 (Dollars in Thousands)

Level of command	Air Force	Army ^a	Marine Corps ^b	Total
Company or flight	\$29.2	\$711.4	\$23.4	\$764.0
Battalion or squadron, and above	119.9	1,098.1	374.9	\$1,592.9
Outside of servicemember's direct chain of command	257.0	2,572.3	No data	\$2,829.3
Total	\$406.1	\$4,381.8	\$398.3	\$5,186.2
Number of separated servicemembers^c	540	1,774	437	2,751
Percentage of total	8	84	8	100

Source: GAO analysis of service data.

Note: All figures are in constant fiscal year 2009 dollars.

^aAdministrative costs for the Army are larger because the Army identified a larger number of administrative processes for separating servicemembers under the homosexual conduct policy than the other two services. Because Army officials reported a greater number of tasks and more time processing cases, the Army's administrative costs are higher than those of the other two services. In addition, the Army separated more servicemembers than the other two services, which would result in a higher total administrative cost.

^bThe Marine Corps did not report nonlegal administrative costs for activities that occurred outside a servicemember's chain of command.

^cAccording to the services, the number of nonlegal administrative reviews and the number of separations are the same.

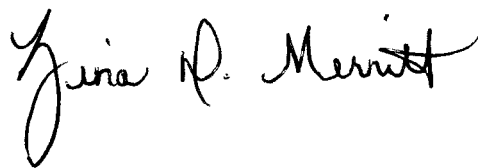
Because the Navy was not able to provide data on administrative costs in time for the data to be included in our analyses, our calculation of these costs is an underestimation of DOD's likely total administrative costs. We were not able to determine the extent of the administrative cost underestimation.

We provided a draft of this report to DOD for review and comment. DOD did not have any comments on the report.

We are sending copies of this report to the appropriate congressional committees; the Secretary of Defense; the Secretaries of the Army, the Navy, and the Air Force; the Commandant of the Marine Corps; and the Director, Office of Management and Budget. The report also is available at no charge on the GAO Web site at <http://www.gao.gov>.

If you or your staff have any questions about this report, please contact me at (202) 512-5257 or merrittz@gao.gov. Contact points for our Offices of Congressional Relations and Public Affairs may be found on the last page of this report. Key contributors to this report are listed in appendix V.

Sincerely yours,

A handwritten signature in black ink that reads "Zina D. Merritt". The signature is written in a cursive style with a large, looped initial "Z".

Zina D. Merritt
Acting Director
Defense Capabilities and Management

Appendix I: Scope and Methodology

Scope

In conducting our review of the Department of Defense's (DOD) homosexual conduct policy, the scope of our work included active duty separations under the homosexual conduct policy across all of the service components—the Air Force, Army, Marine Corps, and Navy—for the period covering fiscal years 2004 through 2009. We also obtained the total number of Reserve and National Guard servicemembers separated under the policy during the same period of time.¹ However, we did not include Reserve and National Guard servicemembers in our analysis because according to the Defense Manpower Data Center (DMDC), DOD only collects data on separations for homosexual conduct for the active duty members of the Air Force, Army, Marine Corps, and Navy. According to an official with DMDC, the official tracking of separations for homosexual conduct began in 1997, at which time it was decided to include only active duty servicemembers. Data on servicemembers separated under DOD's homosexual conduct policy were obtained from DMDC and each of the military services and are current as of November 30, 2010.

Methodology

To determine the extent to which servicemembers with skills in critical occupations were separated under DOD's homosexual conduct policy, we obtained data from DMDC on the occupational specialties held by the servicemembers separated under the policy from fiscal years 2004 through 2009. We interviewed officials from the Office of the Under Secretary of Defense for Personnel and Readiness and the offices within the services that are responsible for managing occupational specialties and administering bonus programs. Based on interviews, we and the services determined for the purposes of this report that an occupation was "critical" if a financial incentive was provided under any of the enlistment, reenlistment, or retention bonus programs under Department of Defense Instruction 1304.29.² This instruction prescribes procedures with regard to Enlistment Bonuses (monetary incentives provided to individuals enlisting in a military service for a period of time and, if applicable, in a specific military skill experiencing critical shortages); Selective Reenlistment

¹These separations do not include servicemembers from Reserve and National Guard components of the military services who were in active duty status for 31 or more consecutive days.

²See Department of Defense Instruction 1304.29, *Administration of Enlistment Bonuses, Accession Bonuses for New Officers in Critical Skills, Selective Reenlistment Bonuses, and Critical Skills Retention Bonuses for Active Members* (Dec. 15, 2004).

Bonuses³ (monetary incentives provided to individuals to maintain adequate numbers of enlisted personnel in critical skills needed to sustain the career force); Critical Skills Retention Bonuses (monetary incentives provided to individuals to maintain adequate numbers of officers or enlisted personnel with designated critical skills needed to sustain the career force); and Accession Bonuses for New Officers in Critical Skills (monetary incentives to individuals who accept commissions or appointments as an officer and serve on active duty in a military service in a skill the service has designated a critical officer skill). However, the Navy was not able to provide the information necessary to determine whether separated Navy servicemembers held occupations on the enlistment bonus lists because of the manner in which the Navy assigns occupational specialties to its recruits. Also, while the Navy does offer accession bonuses to new officers, Navy officials could not determine which bonuses were offered under Department of Defense Instruction 1304.29 or during the fiscal years of our study. Thus, we could not include any Navy occupations that were eligible for Accession Bonuses for New Officers in Critical Skills. The reported number of separated Navy servicemembers who held skills in critical occupations would be an underestimation. While the Air Force was able to provide the occupational specialties eligible for enlistment bonuses from fiscal years 2006 through 2009, the Air Force was unable to provide the occupational specialties eligible for enlistment bonuses in fiscal years 2004 and 2005 because the Air Force's data were incomplete. Thus, the reported number of separated Air Force servicemembers who held skills in critical occupations would be underestimated. We used the Army's Top 25 Priority Occupations Lists in lieu of the Army's Enlistment Bonus lists because the Army noted that the occupations on the Top 25 Priority Occupations Lists better represent the Army's critical occupations for enlistment. We also included occupations found on additional lists that the services used to describe critical occupations for certain fiscal years during the period of our review, including the Air Force Stressed Career Fields List (fiscal years 2008 and 2009), the Marine Top Ten Critical Occupations List (fiscal years 2004 through 2009), and the list of occupations deemed critical under the

³The Army, Marine Corps, and Navy list the occupations eligible for the Selective Reenlistment Bonus in their annual budget justifications. The Air Force, however, does not list these occupations in its budget justification. The services determine reenlistment bonus amounts by multiplying (1) a servicemember's current monthly basic pay by (2) the member's number of additional years of obligated service by (3) a bonus multiplier that can range from 0.5 to 15. By analyzing the Air Force Selective Reenlistment Bonus lists from fiscal years 2004 through 2009, we deemed most critical the 10 occupations with the largest bonus multipliers in each fiscal year.

Marine 202K Sustainment Plan (fiscal years 2007 through 2009). We then compared the occupations of the separated servicemembers to our lists of critical occupations, by fiscal year. To assess the number of servicemembers separated under DOD's homosexual conduct policy who held skills in intelligence-related critical occupations, we asked the services to analyze the critical occupations held by the servicemembers separated under the homosexual conduct policy and designate the critical occupations that the services deemed intelligence related.

To determine the extent to which servicemembers with skills in important foreign languages were separated under DOD's homosexual conduct policy, we obtained data from DMDC on the foreign language information (i.e., foreign language, proficiency score, date of proficiency certification, and year of separation) of each enlisted servicemember and officer separated under the policy during the period of our review. We interviewed officials from the Office of the Under Secretary of Defense for Personnel and Readiness and the offices within the services that are responsible for determining foreign language requirements and administering bonus programs. Based on interviews, we and the services determined for the purposes of this report that a language was "important" if a financial incentive was provided under the Foreign Language Proficiency Bonus (FLPB) program.⁴ The FLPB provides a monetary incentive for the acquisition, maintenance, and enhancement of foreign language skills at or above proficiency levels required for occupational and functional performance. The FLPB is used to increase strategic language capability by (1) encouraging servicemembers with foreign language proficiency to self-identify and sustain proficiency; (2) providing servicemembers an incentive to acquire foreign language skills, improve foreign language skills, or both; (3) providing servicemembers whose military specialties require a foreign language with an incentive to expand their proficiency to other foreign languages and dialects; and (4) creating a cadre of language professionals operating at the highest levels of proficiency. To ensure that we considered the most comprehensive set of critical languages skills for each service, we also used additional lists that the services utilized to describe these language skills. Specifically, from fiscal year 2004 through fiscal year 2005, each of the services used its own specific list to determine which languages would qualify a servicemember to receive an FLPB. Subsequently, in January of fiscal year 2006, the

⁴See Department of Defense Instruction 7280.03, *Foreign Language Proficiency Bonus* (Aug. 20, 2007).

Defense Language Office published its first annual Strategic Language List (SLL). In the SLL, DOD prioritizes languages for which (1) DOD has current and projected requirements, (2) training and testing will be provided, (3) incentives will be applied, and (4) other resources will be allocated. The SLL does not preclude the services from providing incentives for other languages for which they may have requirements. Therefore, from fiscal year 2006 through fiscal year 2009, each service created its own SLL based on both the DOD-wide SLL and the service's specific language capabilities and requirements. Since fiscal year 2006, the services have each used their own SLLs to determine the languages for which their servicemembers would receive FLPBs. To assess the number of servicemembers separated under DOD's homosexual conduct policy who held an important foreign language skill, we identified each servicemember with language skills, determined whether the languages qualified for FLPB in the year of the servicemember's separation, reviewed the servicemember's proficiency scores in those languages to determine whether the servicemember met the minimum requirements, and determined whether the servicemember's annual proficiency certification was within 12 months of separation.

To calculate certain costs associated with administering DOD's homosexual conduct policy, we determined both the cost of recruiting and training through initial occupational training of the replacements of separated servicemembers and the services' administrative costs incurred when separating servicemembers under the policy. We determined that a replacement cost methodology is the most appropriate approach, and it allows us to produce the most accurate calculation based on the nature of the data provided by the services. The replacement cost methodology allows us to calculate the cost to the services to recruit a new servicemember, provide him or her with basic training, and graduate the servicemember from initial skills training in the occupational specialty in which a servicemember had been separated. Our calculation of replacement costs concludes with the end of initial skills training since, according to each of the military services, this is the point in a servicemember's career at which he or she is considered minimally qualified to perform required tasks within a separated servicemember's occupational specialty.⁵

⁵We are not suggesting by this cost estimate that the services specifically recruit or train a replacement to the same experience level or proficiency as a servicemember who has been separated under the homosexual conduct policy.

To calculate the recruiting and training costs associated with replacing servicemembers separated under DOD's homosexual conduct policy, we collected recruiting and training cost data from the services. To the extent possible, we used variable costs and excluded fixed costs to calculate the services' costs to recruit and train replacements.⁶ Because the services do not use "fixed costs" and "variable costs" as categories in their recruiting and training budgets, we provided each service with a common set of criteria to define these terms and asked each service to determine the fixed and variable components of its cost data. Each of the services tracks and maintains data in different ways, which in some cases affected their ability to provide us with only variable costs. In regard to recruiting cost data, the Army and Marine Corps were able to provide data that according to officials consist of only variable costs.⁷ However, according to Navy officials, the Navy was not able to fully disaggregate fixed and variable costs, and so our Navy recruiting calculations include some fixed costs. The Army was not able to provide data on the cost of officer recruiting in time for the data to be included in our analyses. In regard to training cost data, the Navy and Marine Corps were not able to fully disaggregate fixed and variable costs. The Army and Air Force were able to provide training data, according to officials, that consist of only variable costs. To the extent that any data provided by the services contain fixed costs, this would result in an overestimation of calculated costs. However, we were not able to determine the exact extent of this overestimation. We reviewed the methodology and data used by the services to develop their cost estimate data for recruiting and training, and determined that they were reliable for our purposes of calculating replacement costs.

- **Recruiting costs:** To calculate the recruiting costs associated with replacing servicemembers separated under DOD's homosexual conduct policy, we collected fiscal year data from the Army, Marine Corps, and Navy for the average cost to recruit active duty enlisted

⁶For the purposes of this report, we define fixed costs as those that do not change with output as opposed to variable costs whose totals vary directly with changes in output. In the case of recruiting and training, the output is recruits and trainees, respectively.

⁷The Marine Corps classified enlistment bonuses and college funds as fixed costs, whereas the Army classified enlistment bonuses and college funds as variable costs. In our calculations, we consider enlistment bonuses and college funds to be variable costs for both services.

servicemembers and officers.⁸ We interviewed service officials who are knowledgeable about their services' recruiting costs and requested variable cost data for certain tasks involved in the recruiting of servicemembers. The services' recruiting costs include, but are not limited to, the costs associated with enlistment bonuses; recruit travel; and recruiting support, such as the processing of a recruit's paperwork. The Army provided data on the average variable cost to recruit one enlisted servicemember in each fiscal year but did not provide data on officer recruiting in time for the data to be included in our analyses. Marine Corps officials explained that the Marine Corps provided data on the average variable cost to recruit enlisted servicemembers, as well as the average variable cost to recruit officers in each fiscal year. According to Navy officials, the Navy was not able to fully disaggregate fixed and variable costs, and so our Navy recruiting calculations include some fixed costs. We multiplied each of these averages by the number of separated servicemembers for each service to calculate a fiscal year total. Finally, we converted these fiscal year totals to fiscal year 2009 dollars and summed our calculations for each fiscal year within each service. These figures represent the total cost of recruiting replacements for separated servicemembers in the Army, Navy, and Marine Corps. The Air Force provided recruiting costs as part of an overall figure that includes both training and recruiting costs.⁹ Using these overall figures, we followed the same approach described above.

- **Training cost:** These costs include compensation costs and other costs.
- **Compensation costs:** Using service-specific training course lengths and DOD data on military compensation, we calculated the amount of pay and benefits received by replacement servicemembers during training. We interviewed service officials

⁸The Air Force did not provide separate recruiting and training cost data. Rather, it combined recruiting and training costs, including compensation received by personnel during training, in a single estimate for each enlisted and commissioned occupational specialty.

⁹The Air Force was only able to provide cost data for fiscal years 2006, 2007, and 2009. To ensure that we were able to develop an Air Force cost estimate over the full 6-year period of our review, we used military personnel cost deflators from the DOD Comptroller to calculate inflation-adjusted costs for fiscal years 2004, 2005, and 2008 based on the cost data the Air Force provided for fiscal years 2006, 2007, and 2009. These military personnel cost deflators are published annually in the Office of the Secretary of Defense's Comptroller's *National Defense Budget Estimates*.

who are knowledgeable about their services' compensation procedures and requested data on the amounts of pay and benefits received by servicemembers. To calculate the cost of compensation for one enlisted servicemember or officer in the Army, Marine Corps, and Navy, we first multiplied fiscal year weekly compensation data provided by the services by the standard number of weeks spent in each service's basic training. The Navy provided fiscal year compensation data for the entire length of basic training. For occupational specialty training, we multiplied the weekly compensation rate by the length of initial skills training for each relevant occupation for all three of these services. To address occupations for which data on training length were not available, we used averages for the length of basic and initial skills training for that service's separated occupations in that fiscal year. Next, we converted all calculations into fiscal year 2009 dollars, and then summed our calculations for each fiscal year within each service. These figures represent the total compensation received during basic training and occupational specialty training for separated servicemembers in each service. The Air Force includes the value of pay and benefits provided to servicemembers in its overall recruiting and training cost estimate.

- **Other training costs:** To calculate other training costs associated with replacing servicemembers separated under DOD's homosexual conduct policy, we collected fiscal year data from the Army, Marine Corps,¹⁰ and Navy for the costs to complete each service's basic training program and the initial skills training of the specific occupational specialties contained within each service's group of separated servicemembers.¹¹ We interviewed service officials who are knowledgeable about their services' training procedures and requested cost data for the training of servicemembers. The costs associated with basic training and

¹⁰While the Marine Corps provided separate sets of recruiting and training cost data, it was only able to provide training cost data for fiscal year 2008. To ensure that we were able to develop a Marine Corps cost estimate over the entire 6-year period of our study, we asked the Marine Corps to calculate annual figures for fiscal years 2004 through 2007 and for fiscal year 2009. The Marine Corps did so, providing us with inflation-adjusted cost figures based on its fiscal year 2008 estimates.

¹¹The Air Force did not provide separate recruiting and training cost data. Rather, it combined recruiting and training costs, including compensation received by personnel during training, in a single estimate for each enlisted and commissioned occupational specialty.

initial skills training include, but are not limited to, clothing and equipment, supplies, student travel, administration of courses of instruction, and overhead associated with training centers. We determined the length of each service's basic training and asked each service to provide the average variable cost for basic training in the fiscal year a servicemember was separated. We also asked the services to identify the average length of each initial skills course and provide the average variable cost for an individual servicemember to finish the initial skills training for each relevant occupational specialty. According to data provided by the services, the cost and length of training servicemembers in different occupational specialties can vary widely. By using training cost data that are specific to occupational specialties of the separated servicemembers, we produced the most accurate calculation possible, based on available data. To calculate the cost of training, we multiplied the average basic and occupational training costs by the number of servicemembers who held that occupation in the year of their separation. Based on our requests, the services supplied cost estimate data for the cost of basic training and of training for each relevant occupational specialty for which they had data. If there were occupations for which data were missing or unavailable, we calculated an overall average training cost for relevant occupations for the service and the fiscal year in which we were missing data. We then used that average as the training cost for the separated servicemembers, and followed the approach described above. Finally, we converted these fiscal year totals to fiscal year 2009 dollars and summed our calculations for each fiscal year within each service. These figures represent the total cost of training replacements for separated servicemembers in each service. The Air Force provided variable training cost data as part of an overall figure that includes both training and recruiting costs.

To calculate the administrative cost of carrying out separations, we asked the services to identify the legal and nonlegal processes associated with the separations process. According to the services, the legal processes may include paralegal work, attorneys' counseling of servicemembers, and board hearings. According to the services, the nonlegal costs may include commanders' inquiries, pastoral counseling of servicemembers, and the processing of separation paperwork. To collect information on the types of costs the services incur when separating servicemembers, we interviewed and gathered data from service officials who are knowledgeable about their services' separations procedures and requested cost data for certain tasks involved in the separation of servicemembers

and on the personnel involved in carrying them out. Using these data and military pay rates, we calculated administrative costs. While the Air Force, Army, and Marine Corps provided us with this information, the Navy did not provide data on the legal and nonlegal processes associated with carrying out separations. Navy officials explained that changes in separation processes from fiscal years 2004 through 2009 prevented them from providing data on the personnel involved in carrying out key tasks in time for the data to be included in our analyses. Because the Navy did not provide data on administrative costs, our calculation of these costs is an underestimation of DOD's likely total administrative costs. For legal and nonlegal administrative costs, we asked the Air Force, Army, and Marine Corps to provide a list of the tasks carried out during separation of a servicemember under DOD's homosexual conduct policy, identify the positions of officials involved in carrying out these tasks, estimate the average amount of time required for each task, and identify the rank and years of service of the type of official who would typically carry out the task. With this information, we multiplied the time it typically takes to complete a task by the hourly pay rate of the official who typically performs the task, using the salary information from DOD's pay tables for fiscal year 2009, which are in fiscal year 2009 dollars. We repeated this type of calculation for each task on a service's list of tasks performed during a separation. Next, we summed the cost of each of these tasks to calculate a service's total per-case administrative cost of processing this type of separation. Finally, we multiplied this cost by the number of separated servicemembers in each fiscal year to calculate each service's total administrative cost of separating servicemembers under DOD's homosexual conduct policy. For legal administrative costs, we calculated these costs for the three different types of homosexual conduct cases that a service processes: board cases, nonboard cases, and unsubstantiated cases. For nonlegal administrative costs, we calculated costs for the three levels of command at which a service typically processes homosexual conduct separations: company or flight, battalion and above or squadron and above, and outside of the separated servicemember's chain of command. Finally, we summed each of the three service's costs to calculate per-service totals for legal and nonlegal administrative costs over the 6-year period of our study. The analyses in this report were current as of November 30, 2010.

To calculate DOD's total cost to replace the 3,664 servicemembers separated under DOD's homosexual conduct policy, we summed the total recruiting and training costs from each service in order to calculate a single, DOD-wide calculation of the cost to recruit and train replacements for the servicemembers separated from fiscal year 2004 through fiscal year

2009. We added this total to the administrative total to determine the overall total cost to DOD of implementing the homosexual conduct policy during this period. We were unable to determine the extent of the overestimation of replacement costs, the underestimation of the administrative costs, or the resulting net impact on our calculation of the overall total cost.

We assessed the reliability of all data provided by DOD and the services for each of our objectives by (1) reviewing existing information about the data and the systems that produced them and (2) interviewing agency officials knowledgeable about the data to determine the steps taken to ensure the accuracy and completeness of the data. We assessed the reliability of DMDC's Active Duty Personnel Transaction Fiscal Year End DADT Files, Active Duty Personnel Master End Strength Fiscal Year End Files and Monthly Files, and Active Duty Language Fiscal Year End Files by (1) performing electronic testing of the required data elements, (2) reviewing existing information about the data and the system that produced them, and (3) interviewing agency officials knowledgeable about the data. In addition, we assessed the reliability of the services' cost data by (1) reviewing existing information about the data and the systems that produced them and (2) interviewing agency officials knowledgeable about the data. We determined that the data sets were sufficiently reliable for the purposes of presenting separations, personnel information for separated servicemembers, and costs associated with administering the homosexual conduct policy.

We conducted this performance audit from January 2010 through January 2011 in accordance with generally accepted government auditing standards. Those standards require that we plan and perform the audit to obtain sufficient, appropriate evidence to provide a reasonable basis for our findings and conclusions based on our audit objectives. We believe that the evidence obtained provides a reasonable basis for our findings and conclusions based on our audit objectives.

Appendix II: General Information on Separated Servicemembers

As shown in table 13, DOD separated a total of approximately 1.2 million servicemembers for all reasons, including voluntary reasons, from fiscal years 2004 through 2009. Of the approximately 1.2 million servicemembers separated by the services, the services granted “honorably” separations to about 74 percent, “general” separations to about 6 percent, “under other than honorably” separations to about 5 percent, “dishonorable dismissal” separations to less than 1 percent, “bad conduct” separations to about 1 percent, and “uncharacterized” separations to about 10 percent. About 4 percent of the separations were classified “unknown or not applicable.”¹

Table 13: Total Separations for All Reasons by Fiscal Year and Service from Fiscal Years 2004 through 2009

Fiscal year	Air Force	Army	Marine Corps	Navy	Total
2004	39,222	88,477	31,886	53,293	212,878
2005	45,951	84,907	32,354	51,141	214,353
2006	40,421	69,609	34,750	53,006	197,786
2007	47,668	72,452	34,557	53,657	208,334
2008	35,981	70,750	30,405	47,794	184,930
2009	31,086	71,984	30,647	43,699	177,416
Total	240,329	458,179	194,599	302,590	1,195,697

Source: GAO analysis of DMDC and DOD data.

Tables 14 and 15 show separations for known reasons for enlisted servicemembers and officers, by number of separations and per fiscal year.

¹See Department of Defense Instruction 1336.05, *Automated Extract of Active Duty Military Personnel Records* (July 29, 2009). At separation, DOD assigns a military service characterization code to each individual’s service that represents an evaluation of a servicemember’s conduct and performance during his or her period of military service. These characterizations include “honorably” (service reflected proper behavior and proficient performance of duty); “under honorable conditions” (service reflected behavior and performance that was short of honorably); “under other than honorable conditions” (servicemember was convicted of a felony by civil authorities); “bad conduct” (conduct was punished by a special or general court martial); “dishonorable” (conduct was punished by a general court martial); and “uncharacterized” (servicemember served 6 months or less and was assigned a separation reason of (1) entry-level separation, (2) void enlistment or induction, or (3) dropped from strength). Also, some servicemembers’ characterization is classified as “unknown or not applicable.”

**Appendix II: General Information on
Separated Servicemembers**

Table 14: Separation Reasons for Enlisted Servicemembers from Fiscal Years 2004 through 2009

Separation reason	FY 2004	FY 2005	FY 2006	FY 2007	FY 2008	FY 2009	Total
Expiration of term of service	76,073	75,502	73,396	74,794	65,558	61,975	427,298
Retirement – 20 to 30 years of service	29,441	29,674	27,038	26,530	22,153	20,941	155,777
Unqualified for active duty – other	7,489	6,999	7,001	7,562	7,568	9,413	46,032
Disability – severance pay	6,895	8,829	7,485	7,309	6,685	5,938	43,141
Drugs	6,310	6,425	6,334	5,823	5,506	6,073	36,471
Officer Commissioning Program	4,016	4,439	4,871	6,555	7,358	6,835	34,074
Commission of a serious offense	3,285	3,556	3,774	3,881	3,792	4,074	22,362
Entry-level performance/conduct – former trainee discharge	5,807	4,713	2,103	2,421	2,885	3,122	21,051
Failure to meet weight or body fat standards	3,751	3,418	3,183	4,074	4,490	2,597	21,513
Character or behavior disorder	3,546	3,689	3,851	4,125	3,190	2,083	20,484
Fraudulent entry	3,501	3,369	3,776	3,433	3,150	3,273	20,502
Discreditable incidents – civilian or military	3,520	3,401	3,130	3,322	3,254	3,535	20,162
Temporary disability retirement	2,130	2,586	2,622	2,967	3,717	5,250	19,272
Good of service (discharge lieu of court martial)	2,743	2,812	3,021	3,602	3,204	2,948	18,330
Parenthood	2,853	2,993	2,423	2,718	2,550	2,012	15,549
Pregnancy	2,637	2,657	2,473	2,715	2,332	1,970	14,784
Erroneous enlistment or induction	1,691	1,488	2,034	2,565	3,111	1,999	12,888
Early release – to attend school	2,140	2,145	2,211	2,154	1,767	1,438	11,855
Court martial	2,394	2,401	1,595	2,416	1,608	1,328	11,742
Early release – other, including reduction in force, voluntary separation incentive, and special separation benefit	2,183	1,702	1,930	984	613	1,258	8,670
Early release – other, including interdepartmental and intradepartmental transfers	1,817	2,969	693	1,158	951	835	8,423
Pattern of minor disciplinary infractions	1,248	1,515	1,384	1,272	1,016	1,088	7,523
Absent without leave or desertion	1,011	948	1,575	1,571	1,513	647	7,265
Unsatisfactory performance (former expeditious discharge program)	1,471	1,299	801	857	801	1,150	6,379
Retirement – over 30 years of service	670	888	1,059	1,143	1,029	1,037	5,826
Condition existing prior to service	1,238	1,232	923	1,008	610	456	5,467
Failure to meet minimum qualification for retention	911	990	1,031	856	769	775	5,332
Permanent disability retirement	446	537	570	822	1,121	1,653	5,149
Alcoholism	887	863	786	899	780	916	5,131
Dependency or hardship	1,013	933	862	924	661	453	4,846
Misconduct – reason unknown	921	921	640	468	431	405	3,786
Death – nonbattle (other)	650	678	630	554	674	666	3,852

**Appendix II: General Information on
Separated Servicemembers**

Separation reason	FY 2004	FY 2005	FY 2006	FY 2007	FY 2008	FY 2009	Total
Homosexuality	650	709	600	616	606	418	3,599
Death – battle casualty	386	401	525	860	309	212	2,693
Military Service Academy	435	404	435	410	405	435	2,524
Civil court conviction	221	269	244	247	229	283	1,493
Breach of contract	187	138	142	112	115	89	783
Death – cause not specified	72	106	104	119	98	79	578
Disability – no condition existing prior service severance pay	177	141	96	26	38	22	500
Sexual perversion	81	99	101	82	59	61	483
Early release – insufficient retainability	28	77	76	106	56	12	355
Retirement – other	53	29	25	30	59	96	292
Secretarial authority	51	77	38	38	38	24	266
Death – nonbattle (disease)	27	23	26	38	48	40	202
Conscientious objector	27	33	42	21	29	23	175
Sole surviving family member	6	9	6	12	8	7	48
Security	3	13	4	6	6	10	42
Juvenile offender	0	0	0	8	0	0	8
Minority (underage)	3	0	2	2	0	1	8
Unfitness – reason unknown	4	2	0	0	0	0	6
Unsuitability – reason unknown	0	0	0	5	0	0	5
Total	187,099	189,101	177,671	184,220	166,950	159,955	1,064,996

Source: GAO analysis of DMDC and DOD data.

Table 15: Separation Reasons for Officers from Fiscal Years 2004 through 2009

Separation reason	FY 2004	FY 2005	FY 2006	FY 2007	FY 2008	FY 2009	Total
Retirement – 20 to 30 years of service	7,612	8,265	7,583	7,867	6,993	6,709	45,029
Expiration of term of service	6,322	6,260	5,085	4,901	3,643	3,256	29,467
Voluntary release – other, including voluntary separation incentive and special separation benefit	1,712	2,540	3,271	6,903	3,999	3,079	21,504
Retirement – over 30 years of service	538	566	718	862	746	753	4,183
Failure of selection of promotion	357	301	406	276	240	294	1,874
Secretarial authority	551	307	199	42	26	142	1,267
Temporary disability retirement	158	192	191	216	185	266	1,208
Unfitness or unacceptable conduct – other	147	188	185	234	173	181	1,108
Retirement – other	126	128	205	218	175	212	1,064
Disability – severance pay	187	252	179	178	141	98	1,035

**Appendix II: General Information on
Separated Servicemembers**

Separation reason	FY 2004	FY 2005	FY 2006	FY 2007	FY 2008	FY 2009	Total
Involuntary release – other	43	34	650	74	2	3	806
Permanent disability retirement	77	85	87	114	118	148	629
Failure of course of instruction	69	106	87	15	27	37	341
Commission of a serious offense	72	33	64	58	36	26	289
Retirement – failure of selection for promotion	48	62	56	42	50	29	287
Death – battle casualty	59	45	39	72	42	29	286
Death – cause not specified	35	53	47	45	39	43	262
Death – nonbattle, other	47	49	40	45	26	42	249
Motivational problems (apathy)	41	31	32	37	44	41	226
Condition existing prior to service	50	62	39	36	21	11	219
Pregnancy	54	49	36	24	24	7	194
Court martial	24	36	31	31	37	25	184
Character or behavior disorder	23	21	13	26	23	13	119
Voluntary release – attend school or teach	16	19	23	18	21	19	116
Unqualified for active duty – other	13	13	4	20	22	12	84
Homosexuality	3	16	12	11	13	10	65
Death – nonbattle, disease	11	11	8	10	9	11	60
Dependency or hardship	4	12	15	6	6	3	46
Drugs	12	9	3	3	4	4	35
Involuntary release – maximum age or service	12	11	7	1	1	0	32
Alcoholism	5	4	2	10	2	2	25
Parenthood	4	3	2	6	3	2	20
Sexual perversion	7	3	4	2	2	1	19
Conscientious objector	2	6	2	0	4	3	17
Fraudulent entry	0	2	4	1	3	4	14
Civil court conviction	1	4	0	1	2	4	12
Failure to meet weight or body fat standards	4	0	2	0	1	5	12
Discreditable incidents – civilian or military	1	5	2	2	1	0	11
Security	0	2	0	2	3	0	7
Failure to meet minimum retention requirement	4	0	1	0	0	0	5
Good of service (discharge in lieu of court martial)	2	3	0	0	0	0	5
Pattern of minor disciplinary infractions	1	0	2	1	0	0	4
Voluntary release – in the national interest	0	0	0	1	0	0	1
Involuntary release – temporary officer reverts to enlisted status	0	0	0	1	0	0	1
Total	18,454	19,788	19,336	22,412	16,907	15,524	112,421

Source: GAO analysis of DMDC and DOD data.

Appendix III: Data on Reserve and National Guard Servicemembers Separated under the Homosexual Conduct Policy

According to our analysis of DMDC data, 577 Reserve and National Guard servicemembers were separated under the homosexual conduct policy from fiscal years 2004 through 2009.¹ (See table 16.) The Reserve and National Guard separations represent about 14 percent of the total population of active, reserve, and guard servicemembers separated under the homosexual conduct policy.

Table 16: Separations of Reserve and National Guard Servicemembers for Homosexual Conduct, by Fiscal Year and Military Service, from Fiscal Years 2004 through 2009

Fiscal year	Air National Guard ^a	Air Force Reserve	Army National Guard	Army Reserve	Marine Corps Reserve	Navy Reserve	Total
2004	N/A	4	49	26	3	5	87
2005	N/A	7	50	30	13	4	104
2006	N/A	2	40	27	6	4	79
2007	N/A	3	58	33	15	4	113
2008	3	5	71	23	12	4	118
2009	0	2	52	15	7	0	76
Total	3	23	320	154	56	21	577
Percentage of total^b	1	4	55	27	10	4	100

Source: GAO analysis of DMDC, Reserve, and Guard data.

^aThis information is not available (N/A) because according to officials in the Air National Guard, the Air National Guard was only able to account for separated servicemembers from October 2007 to the present because of the method used by the Air National Guard to document discharges.

^bTotal may not equal 100 percent because of rounding.

¹These separations do not include separated servicemembers from Reserve and National Guard components of the military services who were in active duty status for 31 or more consecutive days.

Appendix IV: Information on Critical Occupations and Important Foreign Languages for Servicemembers Separated under DOD's Homosexual Conduct Policy

Most Common Occupations Held by Servicemembers

Table 17 lists the most common occupations held by separated servicemembers, by service, from fiscal years 2004 through 2009.

Table 17: Most Common Critical Occupations Held by Separated Servicemembers, by Service, from Fiscal Years 2004 through 2009

Service	Critical occupations	Number of servicemembers
Air Force	Security forces	32
	Air traffic control	8
	Airborne cryptologic language analyst	6
	Operations intelligence	5
	Mideast crypto linguist	3
	Communication-computer systems operations	3
	Far East crypto linguist	2
	Aircraft armament systems	2
	Communications and information	2
	Clinical nurse	2
Army	Infantryman	190
	Military police	120
	Motor transport operator	114
	Mental health specialist	69
	Food service specialist	68
	Health care specialist	59
	Unit supply specialist	51
	Chemical, biological, radiological, nuclear specialist	34
	Petroleum supply specialist	32
Signal support systems specialist	32	
Marine Corps	Administrative clerk	9
	Rifleman	8
	Personnel clerk	6
	Motor vehicle operator	5
	Field radio operator	4
	Tactical network specialist	4
	Telephone system/personal computer intermediate repairer	4

Appendix IV: Information on Critical Occupations and Important Foreign Languages for Servicemembers Separated under DOD's Homosexual Conduct Policy

Service	Critical occupations	Number of servicemembers
	Military police	4
	Food service specialist	3
	Legal service specialist	3
Navy	Nuclear field (electronics technician, machinist's mate, electrician's mate)	36
	Master-at-arms	21
	Operational specialist	15
	Information systems technician	12
	Fire controlman	7
	Hospital corpsman	5
	Gunner's mate	4
	Air traffic controller	3
	Cryptologic technician interpretive	3
	Aviation ordnanceman	2
	Cryptologic technician technical	2
	Sonar technician surface	2
	Surface warfare officer	2

Source: GAO analysis of DMDC and service data.

Lengths of Service of Separated Servicemembers Who Held Skills in Critical Occupations

Approximately 472 servicemembers (33 percent) separated under the homosexual conduct policy who held skills in critical occupations were separated after 2 years or more of service, as shown in table 18.

Appendix IV: Information on Critical Occupations and Important Foreign Languages for Servicemembers Separated under DOD's Homosexual Conduct Policy

Table 18: Lengths of Service of Servicemembers Separated under the Homosexual Conduct Policy Who Held Skills in Critical Occupations from Fiscal Years 2004 through 2009

Length of service	Air Force	Army	Marine Corps	Navy	Total
Number of servicemembers					
Less than 3 months	0	288	0	0	288
Within 3 to 6 months	4	138	0	3	145
Within 6 months to 1 year	25	192	9	22	248
Within 1 to 2 years	27	198	27	37	289
Two years or more	45	322	48	57	472
Total	101	1,138	84	119	1,442
Percentage of total					
	7	79	6	8	100
Percentage of servicemembers^a					
Less than 3 months	0	25	0	0	20
Within 3 to 6 months	4	12	0	3	10
Within 6 months to 1 year	25	17	11	18	17
Within 1 to 2 years	27	17	32	31	20
Two years or more	45	28	57	48	33
Total	100	100	100	100	100

Source: GAO analysis of DMDC data.

^aPercentages may not equal 100 because of rounding.

Lengths of Service of Separated Servicemembers Who Held Skills in Important Foreign Languages

Approximately 11 servicemembers (48 percent) separated under the homosexual conduct policy who held skills in important foreign languages were separated after 2 years or more of service, as shown in table 19.

Appendix IV: Information on Critical Occupations and Important Foreign Languages for Servicemembers Separated under DOD's Homosexual Conduct Policy

Table 19: Lengths of Service of Servicemembers Who Held Skills in Important Foreign Languages from Fiscal Years 2004 through 2009

Length of service	Air Force	Army	Marine Corps	Navy	Total
Number of servicemembers					
Less than 3 months	0	0	0	0	0
Within 3 to 6 months	0	0	1	1	2
Within 6 months to 1 year	0	0	1	5	6
Within 1 to 2 years	0	2	0	2	4
Two years or more	1	5	0	5	11
Total	1	7	2	13	23
Percentage of total					
	4	30	9	57	100
Percentage of servicemembers^a					
Less than 3 months	0	0	0	0	0
Within 3 to 6 months	0	0	50	8	9
Within 6 months to 1 year	0	0	50	38	26
Within 1 to 2 years	0	29	0	15	17
Two years or more	100	71	0	38	48
Total	100	100	100	100	100

Source: GAO analysis of DMDC data.

^aPercentages may not equal 100 because of rounding.

Appendix V: GAO Contact and Staff Acknowledgments

GAO Contact

Zina D. Merritt, (202) 512-5257 or merrittz@gao.gov

Staff Acknowledgments

In addition to the contact named above, key contributors to this report were Elizabeth C. McNally, Assistant Director; Clarine S. Allen; Christina E. Bruff; Grace A. Coleman; K. Nicole Harms; Grant M. Mallie; Charles W. Perdue; Steven R. Putansu; Terry L. Richardson; Amie M. Steele; Christopher W. Turner; Jack B. Wang; Erik S. Wilkins-McKee; and Kimberly Y. Young.

Related GAO Products

Military Training: DOD Needs a Strategic Plan and Better Inventory and Requirements Data to Guide Development of Language Skills and Regional Proficiency. [GAO-09-568](#). Washington, D.C.: June 19, 2009.

Defense Management: Preliminary Observations on DOD's Plans for Developing Language and Cultural Awareness Capabilities. [GAO-09-176R](#). Washington, D.C.: November 25, 2008.

Military Personnel: Evaluation Methods Linked to Anticipated Outcomes Needed to Inform Decisions on Army Recruitment Incentives. [GAO-08-1037R](#). Washington, D.C.: September 18, 2008.

Military Personnel: Strategic Plan Needed to Address Army's Emerging Officer Accession and Retention Challenges. [GAO-07-224](#). Washington, D.C.: January 19, 2007.

Differing Scope and Methodology in GAO and University of California Reports Account for Variations in Cost Estimates for Homosexual Conduct Policy. [GAO-06-909R](#). Washington, D.C.: July 13, 2006.

Military Personnel: Preliminary Observations on Recruiting and Retention Issues within the U.S. Armed Forces. [GAO-05-419T](#). Washington, D.C.: March 16, 2005.

Military Personnel: Financial Costs and Loss of Critical Skills Due to DOD's Homosexual Conduct Policy Cannot Be Completely Estimated. [GAO-05-299](#). Washington, D.C.: February 23, 2005.

Military Personnel: Observations Related to Reserve Compensation, Selective Reenlistment Bonuses, and Mail Delivery to Deployed Troops. [GAO-04-582T](#). Washington, D.C.: March 24, 2004.

Military Personnel: DOD Needs More Effective Controls to Better Assess the Progress of the Selective Reenlistment Bonus Program. [GAO-04-86](#). Washington, D.C.: November 13, 2003.

Military Personnel: Management and Oversight of Selective Reenlistment Bonus Program Needs Improvement. [GAO-03-149](#). Washington, D.C.: November 25, 2002.

Foreign Languages: Human Capital Approach Needed to Correct Staffing and Proficiency Shortfalls. [GAO-02-375](#). Washington, D.C.: January 31, 2002.

Military Personnel: Perceptions of Retention-Critical Personnel Are Similar to Those of Other Enlisted Personnel. [GAO-01-785](#). Washington, D.C.: June 28, 2001.

Military Attrition: Better Data, Coupled with Policy Changes, Could Help the Services Reduce Early Separations. [GAO/NSIAD-98-213](#). Washington, D.C.: September 15, 1998.

DOD Training: Many DOD Linguists Do Not Meet Minimum Proficiency Standards. [GAO/NSIAD-94-191](#). Washington, D.C.: July 12, 1994.

Homosexuals in the Military: Policies and Practices of Foreign Countries. [GAO/NSIAD-93-215](#). Washington, D.C.: June 25, 1993.

Defense Force Management: DOD's Policy on Homosexuality. [GAO/NSIAD-92-98](#). Washington, D.C.: June 12, 1992.

Defense Force Management: Statistics Related to DOD's Policy on Homosexuality. [GAO/NSIAD-92-98S](#). Washington, D.C.: June 12, 1992.

GAO's Mission

The Government Accountability Office, the audit, evaluation, and investigative arm of Congress, exists to support Congress in meeting its constitutional responsibilities and to help improve the performance and accountability of the federal government for the American people. GAO examines the use of public funds; evaluates federal programs and policies; and provides analyses, recommendations, and other assistance to help Congress make informed oversight, policy, and funding decisions. GAO's commitment to good government is reflected in its core values of accountability, integrity, and reliability.

Obtaining Copies of GAO Reports and Testimony

The fastest and easiest way to obtain copies of GAO documents at no cost is through GAO's Web site (www.gao.gov). Each weekday afternoon, GAO posts on its Web site newly released reports, testimony, and correspondence. To have GAO e-mail you a list of newly posted products, go to www.gao.gov and select "E-mail Updates."

Order by Phone

The price of each GAO publication reflects GAO's actual cost of production and distribution and depends on the number of pages in the publication and whether the publication is printed in color or black and white. Pricing and ordering information is posted on GAO's Web site, <http://www.gao.gov/ordering.htm>.

Place orders by calling (202) 512-6000, toll free (866) 801-7077, or TDD (202) 512-2537.

Orders may be paid for using American Express, Discover Card, MasterCard, Visa, check, or money order. Call for additional information.

To Report Fraud, Waste, and Abuse in Federal Programs
Contact:

Web site: www.gao.gov/fraudnet/fraudnet.htm

E-mail: fraudnet@gao.gov

Automated answering system: (800) 424-5454 or (202) 512-7470

Congressional Relations

Ralph Dawn, Managing Director, dawnr@gao.gov, (202) 512-4400
U.S. Government Accountability Office, 441 G Street NW, Room 7125
Washington, DC 20548

Public Affairs

Chuck Young, Managing Director, youngc1@gao.gov, (202) 512-4800
U.S. Government Accountability Office, 441 G Street NW, Room 7149
Washington, DC 20548

