

SHATT AL ARAB SUBSTATION
BASRAH, IRAQ

SIGIR PA-05-009
MARCH 15, 2006

Report Documentation Page

Form Approved
OMB No. 0704-0188

Public reporting burden for the collection of information is estimated to average 1 hour per response, including the time for reviewing instructions, searching existing data sources, gathering and maintaining the data needed, and completing and reviewing the collection of information. Send comments regarding this burden estimate or any other aspect of this collection of information, including suggestions for reducing this burden, to Washington Headquarters Services, Directorate for Information Operations and Reports, 1215 Jefferson Davis Highway, Suite 1204, Arlington VA 22202-4302. Respondents should be aware that notwithstanding any other provision of law, no person shall be subject to a penalty for failing to comply with a collection of information if it does not display a currently valid OMB control number.

1. REPORT DATE 15 MAR 2006		2. REPORT TYPE		3. DATES COVERED 00-00-2006 to 00-00-2006	
4. TITLE AND SUBTITLE Shatt Al Arab Substation Basrah, Iraq				5a. CONTRACT NUMBER	
				5b. GRANT NUMBER	
				5c. PROGRAM ELEMENT NUMBER	
6. AUTHOR(S)				5d. PROJECT NUMBER	
				5e. TASK NUMBER	
				5f. WORK UNIT NUMBER	
7. PERFORMING ORGANIZATION NAME(S) AND ADDRESS(ES) Office of the Special Inspector General for IRAQ Reconstruction,400 Army Navy Drive,Arlington,VA,22202-4704				8. PERFORMING ORGANIZATION REPORT NUMBER	
9. SPONSORING/MONITORING AGENCY NAME(S) AND ADDRESS(ES)				10. SPONSOR/MONITOR'S ACRONYM(S)	
				11. SPONSOR/MONITOR'S REPORT NUMBER(S)	
12. DISTRIBUTION/AVAILABILITY STATEMENT Approved for public release; distribution unlimited					
13. SUPPLEMENTARY NOTES					
14. ABSTRACT					
15. SUBJECT TERMS					
16. SECURITY CLASSIFICATION OF:			17. LIMITATION OF ABSTRACT	18. NUMBER OF PAGES	19a. NAME OF RESPONSIBLE PERSON
a. REPORT unclassified	b. ABSTRACT unclassified	c. THIS PAGE unclassified			

Office of the Special Inspector General for Iraq Reconstruction

SIGIR PA-05-009

March 15, 2006

Shatt Al Arab Substation in Basrah, Iraq

Synopsis

Introduction. This report was previously provided on a limited distribution basis only in Iraq to representatives of the Gulf Region Division of the U.S. Army Corps of Engineers and the Project and Contracting Office. In accordance with the revised policy of the Office of the Special Inspector General for Iraq Reconstruction, all project assessment reports are being issued publicly.

This project assessment was initiated as part of our continuing assessments of selected sector reconstruction activities for electricity, oil, and public works and water. The overall objectives were to determine whether selected sector reconstruction contractors were complying with the terms of their contracts or task orders and to evaluate the effectiveness of the monitoring and controls exercised by administrative quality assurance and contract officers. This project assessment was conducted in accordance with the Quality Standards for Inspections issued by the President's Council on Integrity and Efficiency. The assessment team included a professional engineer and an auditor.

Project Assessment Objectives. The objective of this project assessment was to provide real-time relief and reconstruction project information to interested parties in order to enable appropriate action, when warranted. Specifically, we determined whether:

1. Project results will be consistent with original objectives;
2. Project components were adequately designed prior to construction or installation;
3. Construction or rehabilitation met the standards of the design;
4. The contractor's quality control plan and the U.S. Government's Quality Assurance Program were adequate; and
5. Project sustainability and operational effectiveness were addressed.

Conclusions. The assessment determined that:

1. The completed project should meet and be consistent with the original task order objectives. As a result, the substation should convert high voltage transmission electricity to low voltage distribution electricity. Therefore, the original objective of the task order to improve the reliability of the existing power distribution system should be met.
2. The design package appears to be complete and specific enough to construct the electrical substation and install and commission all associated equipment. As a result, the substation should convert high voltage transmission electricity to low voltage distribution electricity and improve the reliability of the existing power distribution system.
3. The construction of the substation facilities and the installation of the equipment appear to meet the standards of the design. As a result, the substation should convert high voltage transmission electricity to low voltage distribution electricity

and improve the reliability of the existing power distribution system. In addition, all construction and equipment installation were completed at a high level of workmanship.

4. Overall, the contractor's quality control plan and the U.S. Government's quality assurance program were adequate. As a result, Quality Management documentation was accurate and timely when compared to the project's observed percent complete and conformity to construction requirements.
5. Sustainability coverage under the current contract appears adequate for the operation of the electrical substation. The contract included training of substation employees to operate the plant, operational and maintenance manuals for the substation systems, and spare parts for maintenance operations.

The facility cannot operate, however, until high voltage feeder lines to the facility and distribution lines to end users from the facility are installed. While an Iraq Relief and Reconstruction Fund funded project is underway to complete the high voltage feeder connection to the substation, we could not identify any plans to install distribution lines from the facility to the residences/end users. As a result, the value and benefit of the substation will not be realized until an end user distribution system is connected.

Recommendation. The Director, Project and Contracting Office (PCO), should ensure an end user distribution system will be connected.

Management Comments. The Director, Project and Contracting Office, agreed with our conclusions and recommendations and provided the following comments.

“The responsibility of the design-build contractor is to perform a complete commissioning of the Shatt Al Arab Substation. It is anticipated that the design-build contractor will complete the commissioning and officially turn over the Substation to the Ministry of Electricity by October 15, 2005. The Project and Contracting Office has coordinated completion of the Substation with the Ministry of Electricity on a prioritized basis. The Ministry of Electricity assumed responsibility for connection of the Substation to the end user distribution system. The primary reason for the delay in connection is that the Substation’s power source, Basrah Center 132 volt Substation, does not have the capacity to handle the fully loaded substations (Al Hakamia, Al Kaffat, and Al Seraji) located in Basrah. The Ministry of Electricity expects to complete a new Basrah Center 132 kilovolt Substation by November 2005. Once completed, the Substation will have its 33k kilovolt feeders re-routed to the Substation. This step will enable the Ministry of Electricity to fully connect the Substation of the grid. The Substation will begin receiving outgoing 11 kilovolt feeders near the end of the 2005.”

Evaluation of Management Comments. Management comments addressed the issues raised in the report. However, management should determine the date the Ministry of Electricity plans to connect the substation to the grid and subsequently monitor the implementation of the plan, to ensure follow through by the Ministry of Electricity and ultimately the effectiveness of the Iraq Relief and Reconstruction Fund monies spent to build the substation.

Table of Contents

Synopsis	i
Introduction	
Objective of the Project Assessment	1
Pre-Site Assessment Background	1
Contract, Task Order and Costs	1
Project Objective	2
Description of Facility (Preconstruction)	2
Scope of Work of the Task Order	3
Current Project Design and Specifications	3
Reported Project Work Completed and Pending	4
Site Assessment	
Work Completed	4
Work in Progress	11
Work Pending	11
Project Quality Management	11
Project Sustainability and Operational Effectiveness	11
Project Sustainability	11
Operational Effectiveness	12
Conclusions	12
Recommendation	13
Management Comments	13
Evaluation of Management Comments	14
Appendixes	
A. Scope and Methodology	15
B. Acronyms	16
C. Assessment Team Members	17

Introduction

Objective of the Project Assessment

The objective of this project assessment was to provide real-time relief and reconstruction project information to interested parties in order to enable appropriate action, when warranted. Specifically, we determined whether:

1. Project results will be consistent with original objectives;
2. Project components were adequately designed prior to construction or installation;
3. Construction or rehabilitation met the standards of the design;
4. The contractor's quality control plan and the U.S. Government's Quality Assurance Program were adequate; and
5. Sustainability and operational effectiveness were addressed.

Pre-Site Assessment Background

Contract, Task Order, and Costs

The Shatt Al Arab Substation project will be completed under Task Order 0002/ED017 of Contract W914NS-04-D-0011. Contract W914NS-04-D-0011, dated 12 March 2004, was an indefinite delivery/indefinite quantity contract with a \$500 million ceiling. The contract was made between the Coalition Provisional Authority and Perini Corporation, Framingham, Massachusetts. Task Order 0002/ED017 was a design/build, cost-plus award fee, task order for the site assessment, design, procurement, construction, and commissioning of an electrical distribution network in the Governorate of Basrah, Iraq.

Task Order 0002/ED017 initially was un-definitized and the Perini Corporation was directed by a notice to proceed, dated 1 May 2004, to perform a site assessment for the Basrah electrical substations and distribution networks. Perini Corporation was subsequently directed to prepare a detailed cost proposal for the construction of five electrical substations in the Governorate of Basrah. PCO provided a notice to proceed, dated 18 October 2004, to begin construction work. The task order was definitized on 18 October 2004. Definitization was based on the Perini Corporation proposal and an Independent Government Estimate.

The initial un-definitized Task Order 0002/ED017 was issued 1 May 2004, with a maximum obligation amount of \$17,168,205 and a maximum not to exceed amount of \$2,000,000 in order to accomplish the site assessment, provide a site assessment report, and deliver a rough order of magnitude cost report for work identified in the site assessment. However, there are currently eight modifications to the initial contract.

- Modification # 01 was issued 8 May 2004 to reflect administrative changes to the contract. No additional funding was added at this time.

- Modification #02 was issued 6 June 2004 to extend the performance period for the site assessment. No additional funding was added at this time.
- Modification #03 was issued 7 June 2004 to increase the contract amount of the task order from \$17,168,205 to \$36,143,589.
- Modification #04 was issued 15 June 2004 to change the performance completion date for the assessment report and proposal. No additional funding was added at this time.
- Modification #05 was issued 23 June 2004 to change the scope of work. No additional funding was added at this time.
- Modification #06 was issued 3 August 2004 to change the scope of work. No additional funding was added at this time.
- Modification #07 was issued 18 October 2004 to incorporate the final negotiated scope of work, definitize the contract amount, and establish a delivery schedule for construction. The contract amount was reduced from \$36,143,589 to \$23,748,675.
- Modification #08 was issued 11 June 2005 to increase the contract amount from \$23,748,675 to \$28,809,476.

Although final contracting action included construction of the Al Hakamia substation, the Shatt Al Arab substation, the Al Seraji substation, the Al Kaffat substation, the Hamdan substation, and assessments of the electrical feeder distribution system under Task Order 0002/ED017, this assessment addresses only the Shatt Al Arab substation project. The cost for completion of the Shatt Al Arab substation is listed in Modification #08 at \$5,298,324.

Project Objective

The 19 April, 2004 Scope of Work provides that: “The overall objective of this task order is to improve the reliability of the distribution system including 33/11 kV substations; 33 kV and 11 kV lines; 11 kV-230V/400V distribution transformers and 230V/400V service conductors and associated equipment. The initial phase is to conduct a site assessment of the existing system and determine its condition. Based on the site assessment and coordination with the Sector Program Management Office the Contractor will rehabilitate or construct new components for the distribution network including substations, required overhead and underground 11 kV distribution line, 11 kV-230V/400V distribution transformers, and 230V/400V service conductors, and distribution system components”. The specific objective for the Shatt Al Arab substation project is to provide the required transformers, switchgear, relays, disconnect switches, battery system, communications equipment, offices, buildings, restrooms, parking lots, site security, and all associated equipment required for a functional substation. The substation will be used to convert high voltage transmission electricity to low voltage distribution electricity.

Description of the Facility (pre-construction)

The description of the facility (pre-construction) is based on information from the initial Scope of Work, the Perini Corporation site assessment, and the substation feeder contract file. The site selected for construction was an open area with no existing structures. The site is located approximately 7 kilometers from an existing 33 kiloVolt (kV) power supply at the Basrah Central 132/33/11 kV substation and

15 kilometers from the Al Najeeba 32/33/11 kV substation. The substation site is located in a predominately residential area across the Shatt Al Arab River from the City of Basrah. Topography of the site is generally level in grade.

Scope of Work of the Task Order

The initial Statement of Work (SOW) for the project, dated 23 June 2004, stated the specific objectives for the Shatt Al Arab substation project were to provide the required transformers, switchgears relays, disconnect switches, battery system, communications equipment, offices, buildings, restrooms, parking lots, site security, and all associated equipment required for a functional substation. Based on the Perini Corporation site assessment and the definitized Scope of Work, the major tasks for the construction of the Shatt Al Arab substation project included:

- Construct substation building
- Construct perimeter fencing, gates, exterior lighting and guardhouse
- Furnish and install (1) 33 kV switchgear
- Furnish and install (1) 11 kV switchgear
- Furnish and install (2) 33 to 11 kV transformers
- Furnish and install (2) 11 to 0.4 kV auxiliary transformers
- Furnish and install grounding system
- Complete commissioning of substation

Current Project Design and Specifications

The contract and SOW include requirements for project design and specification submittals and approvals. The SOW required submission of 30%, 60%, and 90% design drawings and specifications for review to the Sector Program Contracting Office Contractor and approval by the contracting officer. Requirements for all construction and rehabilitation works included the use of the applicable International Electro-technical Commission (IEC) and British Standards used by the Iraqi Ministry of Electricity. Required design drawing and specifications included:

- Plot plan for the substations and associated feeders
- One-line diagrams including protective devices
- Substation yard steel structural support shop drawings
- Substation civil and site drainage drawings
- Substation yard and building foundation drawings
- Main transformer foundation and fire wall drawings
- Substation building architectural and structural drawings
- Substation building equipment layout
- Substation grounding grid drawings
- Substation raceway layout drawings
- Substation building plumbing, electrical, fire protection, and HVAC drawings
- Underground feeder plan and sections
- Cable schedule
- Three-line diagrams
- DC schematic diagrams
- Circuit breakers, re-closers, line switchers, line sectionalizes, switchgear control and relaying wiring and connection drawings
- Protection relay settings and coordination studies
- Load flow and short circuit calculations
- Catalog cuts of major equipment items

Electronic and hard copies of the design and specifications were reviewed by the assessment team. The Perini Corporation submitted 30% and 60% design drawings and specifications that PCO reviewed with comments. The Perini Corporation submitted 90% design drawings and specifications that PCO approved on 28 May 2005. All required design drawings and specifications appear to be complete and consistent with the requirements of the contract.

Reported Project Work Completed and Pending

The reported status of work at the project prior to the site visit was determined through discussions with the U.S. Government Quality Assurance Representative and the Project Engineer, and the Perini Corporation Project Manager, as well as a review of the PCO contract file.

Project site work reported completed:

Construct substation building

- Construct perimeter fencing, gates, exterior lighting and guardhouse
- Furnish and install (1) 33 kV switchgear
- Furnish and install (1) 11 kV switchgear
- Furnish and install (2) 33 to 11 kV transformers
- Furnish and install (2) 11 to 0.4 kV auxiliary transformers
- Furnish and install grounding system

Project site work reported underway:

- No significant work was reported to be currently underway.

Project site work pending:

- Complete commissioning.

Site Assessment

On July 29, 2005, we performed an on-site assessment at the Shatt Al Arab substation. The site visit included an interview with the Perini Corporation Project Manager and Quality Control Manager, as well as an assessment of the facility. Site work was being accomplished by Perini Corporation at the time of the visit. The assessment covered work completed. Work in progress and work pending were not evaluated during this assessment.

Work Completed

Work completed included the construction of the substation switchgear facility, guardhouse, fencing, exterior lighting, and installation of two 33kv to 11 kilo Watt (kW) transformers, two auxiliary transformers, neutral grounding system, 11 kV switchgear, and 33 kV switchgear. The installation of substation electrical equipment was completed prior to site assessment. High voltage power to the facility was not connected at the time of the visit; therefore, operation of the systems could not be assessed.

Construct substation building

The contract and approved design included new construction of a substation building to house the 33 kV switchgear, 11 kV switchgear, and associated monitoring and control equipment. Requirements included office space, a bathroom facility, HVAC systems, fire alarm, internal lighting, and a septic system. The 90% design drawings required a 22.280 meter (m) (73.1 feet (ft)) by 8.720 m (28.6 ft) building with a reinforced concrete slab foundation, below grade electrical cable trays, exterior block walls with exterior stucco and interior gypsum, and a reinforced concrete flat roof. The on-site assessment verified the construction of the facility was complete and that the construction appeared to be consistent with the contract and design requirements.

Construct perimeter fencing, gates, exterior lighting, and guardhouse

The contract and approved design included the new construction of a perimeter fence with entrance gates, guardhouse, and exterior lighting. The 90% design drawings required a perimeter fence on reinforced concrete footings, block construction with exterior stucco and paint. Two iron entry/exit gates were included in the perimeter fence design. The 90% design drawings required a 4.220 m (13.8 ft) by 7.220 m (23.7 ft) guardhouse building with reinforced concrete slab foundation, exterior block walls with exterior stucco and interior gypsum, and a reinforced concrete flat roof. The 90% design drawings required the installation of exterior light poles on a reinforced concrete foundation.

The on-site assessment verified the construction of the guardhouse, exterior fence, and exterior lighting was completed and the construction appeared to be consistent with the contract and design requirements.

Furnish and install one 33 kV switchgear

The contract and design required the purchase of a 33 kV switchgear and installation of the switchgear into the newly constructed substation building. The 90% design and associated specifications required a seven bay switchboard rating of 36kV, 1250 Ampere (A) and 25 kilo Ampere (kA) x 3 seconds.

The on-site assessment verified the installation of the seven bay 33 kV switchgear. Details from the associated factory nameplate were not obtained during the site assessment; however, the equipment and installation appeared to be consistent with the contract, design, and specifications. Site photo 1 shows the 33 kV switchgear located inside the substation building.



Site Photo 1: 33 kV Switchgear

Furnish and install one 11 kV switchgear

The contract and design required the purchase of an 11 kV switchgear and installation of the switchgear into the newly constructed substation building. The 90 % design and associated specifications required a 22 bay unit with switchboard rating of 12 kV, 2000A, and 31.5 kA x 3 seconds.

The on-site assessment verified the installation of the 11 kV switchgear. Details from the associated factory nameplate were not obtained during the site assessment; however, the equipment and installation appeared to be consistent with the contract, design, and specifications. Site photo 2 shows the 11 kV switchgear located inside the substation building.



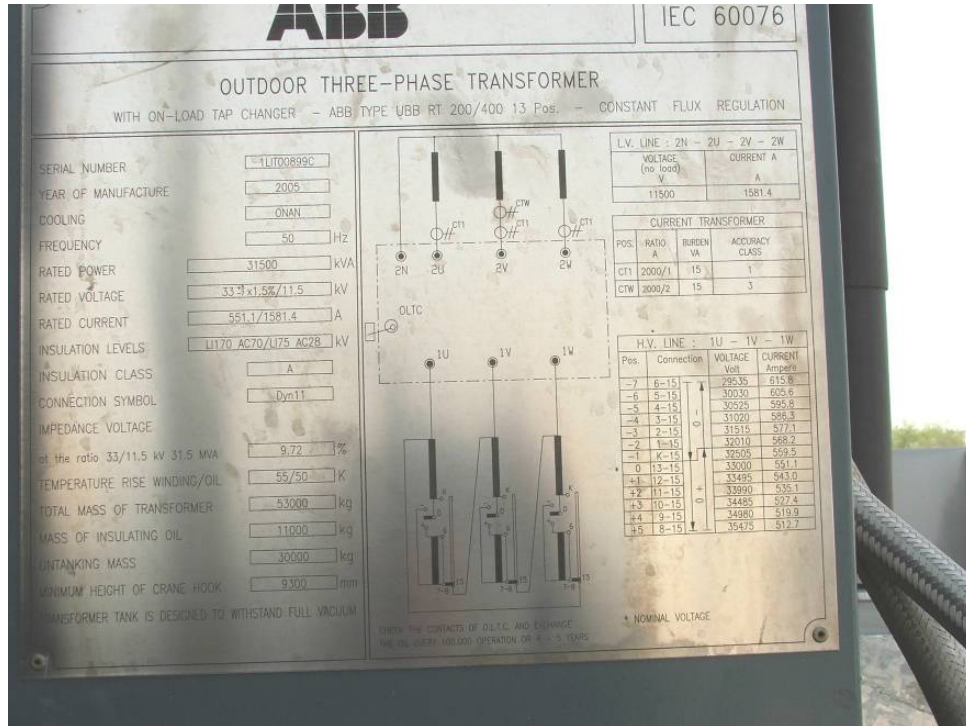
Site Photo 2: 11 kV switchgear

Furnish and install two 33 to 11 kV transformers

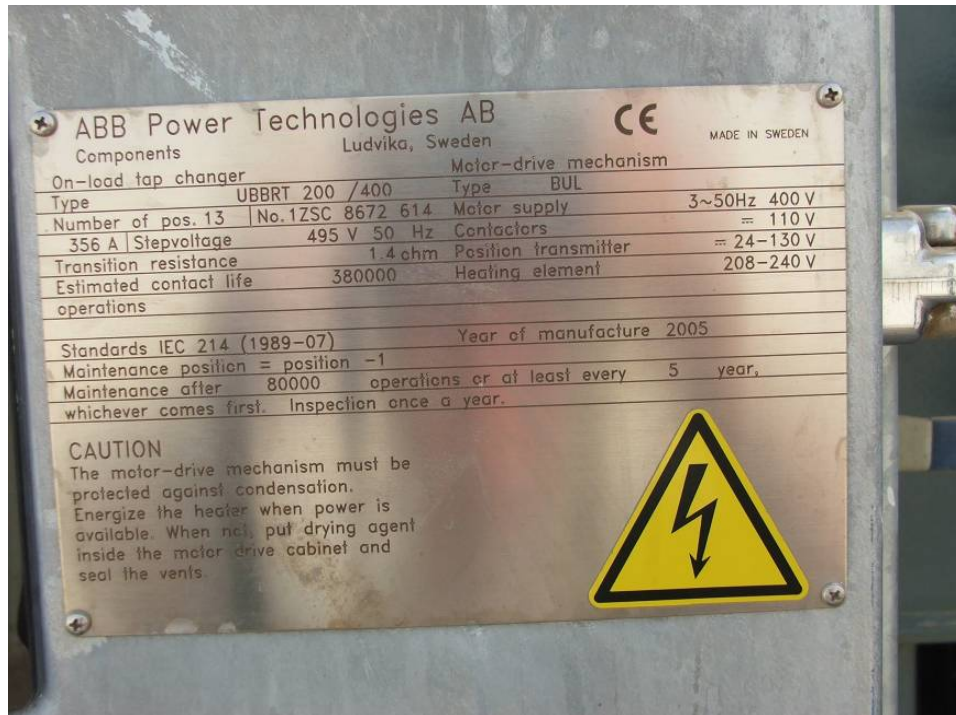
The contract and design required the purchase of two 33 kV to 11 kV transformers and installation of concrete pads, firewalls and the transformers onto the pads. The 90% design and associated specifications required two transformers with on-load tap changers, with rated power of 31,500 kV and rated voltage of 33 (+5,-7)x1.5%/11.5 kV be installed.

The on-site assessment verified the installation of two 33 kV to 11kV transformers on concrete pads with firewalls between the two transformers. The associated factory nameplates list the transformers as outdoor three phase transformers with on-load TAP changer – type UBB RT 200/400 13 Pos. – constant flux regulation. The listed ratings are: frequency 50 hertz (Hz), rated power 31500 kV, rated voltage 33 (+5,-7) x 1.5%/11.5 kV, and current 551.0/1581.4 A. The serial numbers are 1LIT00899C and 1LIT00899D. The on-load tap changer nameplate lists the company name as ABB Power Technologies AB, type UBBRT 200/400, and serial numbers 1ZSC 8672 614 and 1ZSC 8672 617.

The equipment and installation appeared to be consistent with the contract, design, and specifications. Site photo 3 shows the factory nameplate of one of the two 33 kV to 11 kV transformers. Site photo 4 shows the factory nameplate of one of the two on-load TAP changers.



Site Photo 3: Factory nameplate of 33 kV to 11 kV transformer




Site Photo 4: Factory nameplate of on-load TAP changer

Furnish and install two 11 to 0.4 k auxiliary transformers

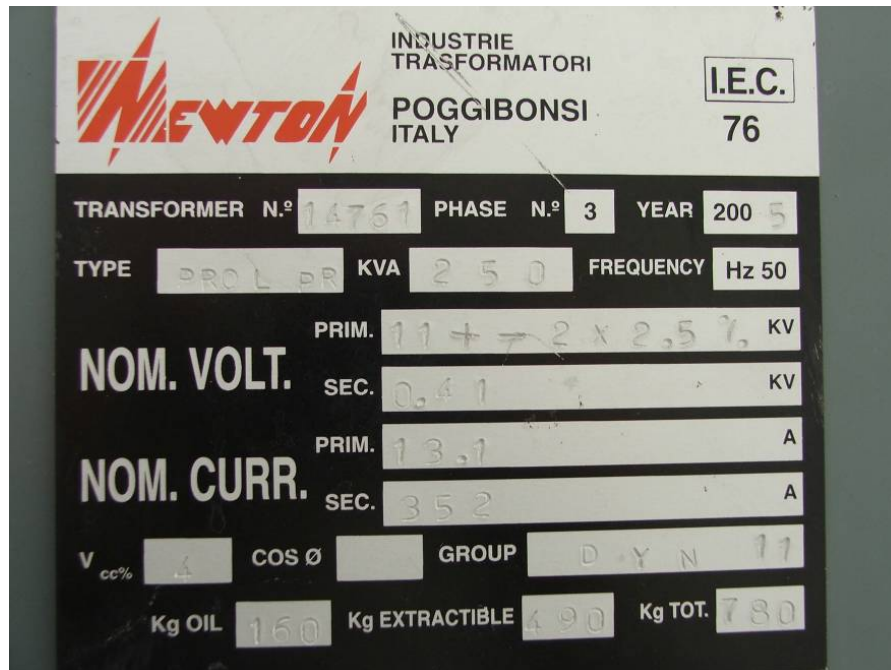
The contract and design required the purchase and installation of two 11 kV to 0.4 kV auxiliary transformers. The 90% design and associated specifications required the two transformers to be rated at 250 kV.

The on-site assessment verified the installation of two 11 kV to 0.4 kV transformers on concrete pads. The associated factory nameplate lists the transformers as a three phase Newton Poggibonsi 250 kV 50 Hz unit. Nominal Voltage for primary is listed at 11 +/- 2x2.5% kV and for secondary is listed at 0.41 kV. Nominal Current is listed at 13.1 A for the primary and 352 A for the secondary. Transformer serial numbers for the two units are 14761 and 14762.

Site photo 5 shows one of the two installed 11 kV to 0.4 kV auxiliary transformers. Site photo 6 shows the associated factory nameplate. The equipment and installation appeared to be consistent with the contract, design, and specifications.



Site Photo 5: 11 kV to 0.4 kV transformer



Site Photo 6: Factory nameplate of 11 to 0.4 kV auxiliary transformer

Furnish and install grounding system

The contract and design required the purchase of two neutral grounding units and installation of the units. The 90% design and associated specifications required a neutral earthing resistor of 300 A rated current for 30 seconds rated time.

The on-site assessment verified the installation of two grounding units. The associated factory nameplates list the grounding units as Telema S.P.A. Neutreal Grounding Resistors 041245. Specifications are OHMIC value at 20 Celsius of 21.1 OHM +/- 10%, current 300 A for 30 seconds, 15 A continuous duty, voltage 11.5/ square root (3) kW, insulation voltage of 12 kV, and a frequency of 50 Hz. Serial numbers for the two units are R 041245-1A and R 041245-1B.

Site photo 7 shows one of the two installed neutral grounding units. Site photo 8 shows the associated factory nameplate. The equipment and installation appeared to be consistent with the contract, design, and specifications.



Site Photo 7: Grounding system



Site Photo 8: Factory nameplate of grounding system

Work in Progress

There is no work in progress.

Work Pending

Reviews of the initial scope of work, the Perini Corporation site assessment, and the substation feeder contract file disclosed that high voltage feeder lines are required to supply electricity from the local electrical transmission grid to the substation. The Shatt Al Arab substation is located approximately 7 kilometers from an existing 33 kV power supply at the Basrah Central 132/33/11 kV substation and 15 kilometers from the Al Najeeba 32/33/11 kV substation. A separate Iraq Relief and Reconstruction Fund (IRRF) project is currently underway to install the feeder lines. The PCO project, identification number 8990, to install the 33 kV feeders is scheduled to be completed by 29 October 2005. Commissioning of the substation is scheduled to be completed after the high voltage feeder lines are completed. Commissioning of the substation was not evaluated as part of this assessment.

Project Quality Management

The contractor's quality control plan and the U.S. Government's quality assurance program were adequate. For example, procedures in place ensured that potential construction deficiencies were detected, evaluated, and properly corrected in a timely manner, if necessary. In addition, the contractor's daily quality control reports and the government's quality assurance representative's reports were sufficiently complete, accurate, and timely. Furthermore, contractor daily quality control reports and quality assurance representative reports included project specific or detailed photographs that reinforced the narrative information provided in reports.

Project Sustainability and Operational Effectiveness

Project Sustainability

A review of the contract file and specification submittals, and discussions with Perini Corporation project managers disclosed that the U.S. government does not plan to maintain or operate the facility after commissioning and U.S. government funding is not available for operation or maintenance post turnover. The Shatt Al Arab substation will be turned over to the Iraqi Ministry of Electricity after commissioning. Operation and maintenance manuals, spare parts, and on-site training of Ministry of Electricity substation operators were included in the contract. Representatives from Perini Corporation stated they feel the Iraqi Electrical Ministry operators are educated, knowledgeable, and able to maintain and operate the substation. In addition, the Iraqi Electrical Ministry operators attended a two-week factory training program in Italy earlier this summer for training on the major components of the substation. Perini Corporation representatives stated that the training was comprehensive enough for operators who perform first echelon maintenance activities.

Operational Effectiveness

A review of the 33 kV feeder line contract file and discussions with PCO electrical sector representatives disclosed that the Shatt Al Arab Substation does not have 33 kV feeders supplying electricity to the substation and does not have a distribution system to transmit the electricity to the end users. A separate IRRF project is underway to install the 33 kV feeder lines. The PCO Project (identification number 8990) to install the 33 kV feeders is scheduled to be completed by 29 October 2005. Currently, there is no IRRF listed project to complete the distribution system in order to transmit the electricity to the end users.

Conclusions

Based on the field work performed during this assessment, we reached the following conclusions for assessment objectives 1, 2, 3, 4, and 5. Appendix A provides details pertaining to Scope and Methodology.

1. Determine whether project results will be consistent with original objectives.

The completed project will meet and be consistent with original task order objectives. Specifically, the required transformers, switchgear, relays, disconnect switches, battery system, communications equipment, offices, switchgear building, guardhouse, security fence, restrooms, parking lots, and other associated equipment required for a functional substation were properly constructed or installed. This occurred because the project was effectively planned, designed, and constructed. As a result, the substation should be able to convert high voltage transmission electricity to low voltage distribution electricity. Therefore, the original objective of the task order to improve the reliability of the existing power distribution system will be met. Corrective action and management comments pertaining to this positive finding were not required.

2. Determine whether project components were adequately designed prior to construction or installation.

The design package appears to be complete and sufficiently specific to construct the electrical substation, and install and commission all associated equipment. This occurred because the project was effectively planned and designed in accordance with contract Statement of Work requirements. As a result, the substation should convert high voltage transmission electricity to low voltage distribution electricity and improve the reliability of the existing power distribution system. Corrective action and management comments pertaining to this positive finding were not required.

3. Determine whether construction or rehabilitation met the standards of the design.

The construction of the substation facilities and installation of the equipment appeared to meet the standards of the design. The project and construction managers effectively monitored or supervised construction and equipment installation. As a result, the substation should be able to convert high voltage transmission electricity to low voltage distribution electricity and improve the reliability of the existing power distribution system. In addition, the construction and equipment installation

was completed at a high level of workmanship. Corrective action and management comments pertaining to this positive finding were not required.

4. Determine whether the Contractor's Quality Control plan and the Government quality assurance program were adequate.

Overall, the contractor's quality control plan and the U.S. Government's quality assurance program were adequate. For example, procedures in place ensured that potential construction deficiencies were detected, evaluated, and properly corrected. In addition, the contractor's daily quality control reports and the Government's Quality Assurance Representative's reports were sufficiently complete, accurate, and timely. This occurred because the government and contractor adequately planned and implemented an effective Quality Management program. Key to the program's effectiveness was the Contractor's Quality Control (CQC) plan that adequately addressed quality control elements, including testing, identifying deficiencies, staffing and definable features of work. As a result, Quality Management documentation was accurate and timely when compared to the project's observed percent complete and conformity to construction requirements. Corrective action and management comments pertaining to this positive finding were not required.

5. Determine if project sustainability and operational effectiveness were addressed.

Sustainability was adequately addressed in the contract and should result in an operational substation. The contract included training of substation employees to operate the plant, operational and maintenance manuals for the substation systems, and spare parts for maintenance operations.

Operational effectiveness is an area that needs to be addressed. While an IRRF funded project is underway to complete the high voltage feeder connection to the substation, we could not identify any plans to install distribution lines from the facility to the residences/end users. The value and benefit of the substation will not be realized until such an end user distribution system is connected.

Recommendation

The Director, Project Contracting Office, should ensure an end user distribution system will be connected.

Management Comments

The Director, Project and Contracting Office, agreed with our conclusions and recommendation and provided the following comments.

“The responsibility of the design-build contractor is to perform a complete commissioning of the Shatt Al Arab Substation. It is anticipated that the design-build contractor will complete the commissioning and officially turn over the Substation to the Ministry of Electricity by October 15, 2005. The Project and Contracting Office has coordinated completion of the Substation with the Ministry of Electricity on a prioritized basis. The Ministry of Electricity assumed responsibility for connection of the Substation to the end user distribution system. The primary reason for the delay in connection is that the Substation's power source, Basrah Center 132k volt Substation, does not have the capacity to handle the fully loaded

substations (Al Hakamia, Al Kaffat, and Al Seraji) located in Basrah. The Ministry of Electricity expects to complete a new Basrah Center 132 kilovolt Substation by November 2005. Once completed, the Substation will have its 33 kilovolt feeders re-routed to the Substation. This step will enable the Ministry of Electricity to fully connect the Substation to the grid. The Substation will begin receiving outgoing 11 kilovolt feeders near the end of the 2005.”

Evaluation of Management Comments

Management comments addressed the issues raised in the report. However, management should determine the date the Ministry of Electricity plans to connect the substation to the grid and subsequently monitor the implementation of the plan to ensure follow through by the Ministry of Electricity and ultimately the effectiveness of the Iraq Relief and Reconstruction Fund monies spent to build the substation.

Appendix A. Scope and Methodology

We performed this project assessment from July through September 2005, in accordance with the Quality Standards for Inspections issued by the President's Council on Integrity and Efficiency. The assessment team included a professional engineer and auditor.

In performing this Project Assessment we:

- Reviewed contract documentation, to include the Independent Government Estimate, Scope of Work, Contract, and contract modifications;
- Reviewed the design package (drawings and specifications), Quality Assurance Plan, Quality Control Plan, contractor's daily QC reports, and quality assurance representative reports;
- Interviewed the Project Manager, Project Engineer, Quality Assurance Representative, and the contractor's quality control manager and on-site staff; and
- Conducted an on-site assessment and documented results at Shatt Al Arab Electric Substation.

Limiting Factor. Due to the high security threat, we were limited to one trip to this site with an on-site time limit of 15 minutes.

Appendix B. Acronyms

A	Ampere
CQC	Contractor Quality Control
ft	Feet
kA	kilo Ampere
kV	kilo Volt
kW	kilo Watt
IEC	International Electro-technical Commission
IRRF	Iraq Relief and Reconstruction Fund
MoE	Ministry of Electricity
PCO	Project and Contracting Office
SIGIR	Special Inspector General for Iraq Reconstruction
SOW	Statement of Work
V	Volt

Appendix C. Project Assessment Team Members

The Office of the Assistant Inspector General for Inspections, Office of the Special Inspector General for Iraq Reconstruction, prepared this report. The principal staff members who contributed to the report include:

Michael Stanka, P.E.

Lloyd Wilson