

Mixed Oxidant Process for Control of Biological Growth in Cooling Towers

Susan A. Drozd

Materials and Structures Branch

Construction Engineering Research Laboratory


U.S. Army Engineer Research and Development Center

Champaign, Illinois

K. Anthony Selby

Water Technology Consultants, Inc.

Evergreen, Colorado



US Army Corps
of Engineers

Engineer Research & Development Center
Construction Engineering Research Laboratory

Report Documentation Page


Form Approved
OMB No. 0704-0188

Public reporting burden for the collection of information is estimated to average 1 hour per response, including the time for reviewing instructions, searching existing data sources, gathering and maintaining the data needed, and completing and reviewing the collection of information. Send comments regarding this burden estimate or any other aspect of this collection of information, including suggestions for reducing this burden, to Washington Headquarters Services, Directorate for Information Operations and Reports, 1215 Jefferson Davis Highway, Suite 1204, Arlington VA 22202-4302. Respondents should be aware that notwithstanding any other provision of law, no person shall be subject to a penalty for failing to comply with a collection of information if it does not display a currently valid OMB control number.

1. REPORT DATE FEB 2010		2. REPORT TYPE		3. DATES COVERED 00-00-2010 to 00-00-2010	
4. TITLE AND SUBTITLE Mixed Oxidant Process for Control of Biological Growth in Cooling Towers				5a. CONTRACT NUMBER	
				5b. GRANT NUMBER	
				5c. PROGRAM ELEMENT NUMBER	
6. AUTHOR(S)				5d. PROJECT NUMBER	
				5e. TASK NUMBER	
				5f. WORK UNIT NUMBER	
7. PERFORMING ORGANIZATION NAME(S) AND ADDRESS(ES) U.S. Army Engineer Research and Development Center (ERDC), Construction Engineering Research Laboratory (CERL), PO Box 9005, Champaign, IL, 61822				8. PERFORMING ORGANIZATION REPORT NUMBER	
9. SPONSORING/MONITORING AGENCY NAME(S) AND ADDRESS(ES)				10. SPONSOR/MONITOR'S ACRONYM(S)	
				11. SPONSOR/MONITOR'S REPORT NUMBER(S)	
12. DISTRIBUTION/AVAILABILITY STATEMENT Approved for public release; distribution unlimited					
13. SUPPLEMENTARY NOTES 2010 U.S. Army Corrosion Summit, Huntsville, AL, 9-11 Feb					
14. ABSTRACT					
15. SUBJECT TERMS					
16. SECURITY CLASSIFICATION OF:			17. LIMITATION OF ABSTRACT	18. NUMBER OF PAGES	19a. NAME OF RESPONSIBLE PERSON
a. REPORT unclassified	b. ABSTRACT unclassified	c. THIS PAGE unclassified			


Operation of Cooling Towers


- Need to be protected from
 - corrosion
 - scale
 - microbiological growth
- Chemical treatments approaches use hazardous chemicals
 - personal safety
 - environmental protection
 - transport, storage, and disposal
- Opportunity to implement “green” treatments



What Are “Green” Chemical Treatments?

- Reduce corrosion, biological growth and scale in heating and cooling plants with treatments that are
 - Less toxic, not environmentally persistent
 - Not bioaccumulative
 - Biodegradable to nontoxic byproducts
 - Efficient in their manufacturing process
 - Delivered into the system when needed, in correct amount






**US Army Corps
of Engineers**

**Engineer Research & Development Center
Construction Engineering Research Laboratory**


Mixed Oxidant Biocide Generation Process

- Electrolysis of salt to generate chlorine biocides
- Small-scale electrolytic cell generates biocide on site, on demand from a feedstock of salt and water
- Can generate either hypochlorite or mixed oxidants:
 - free chlorine
 - peroxide type compounds
 - hydroxyl radicals

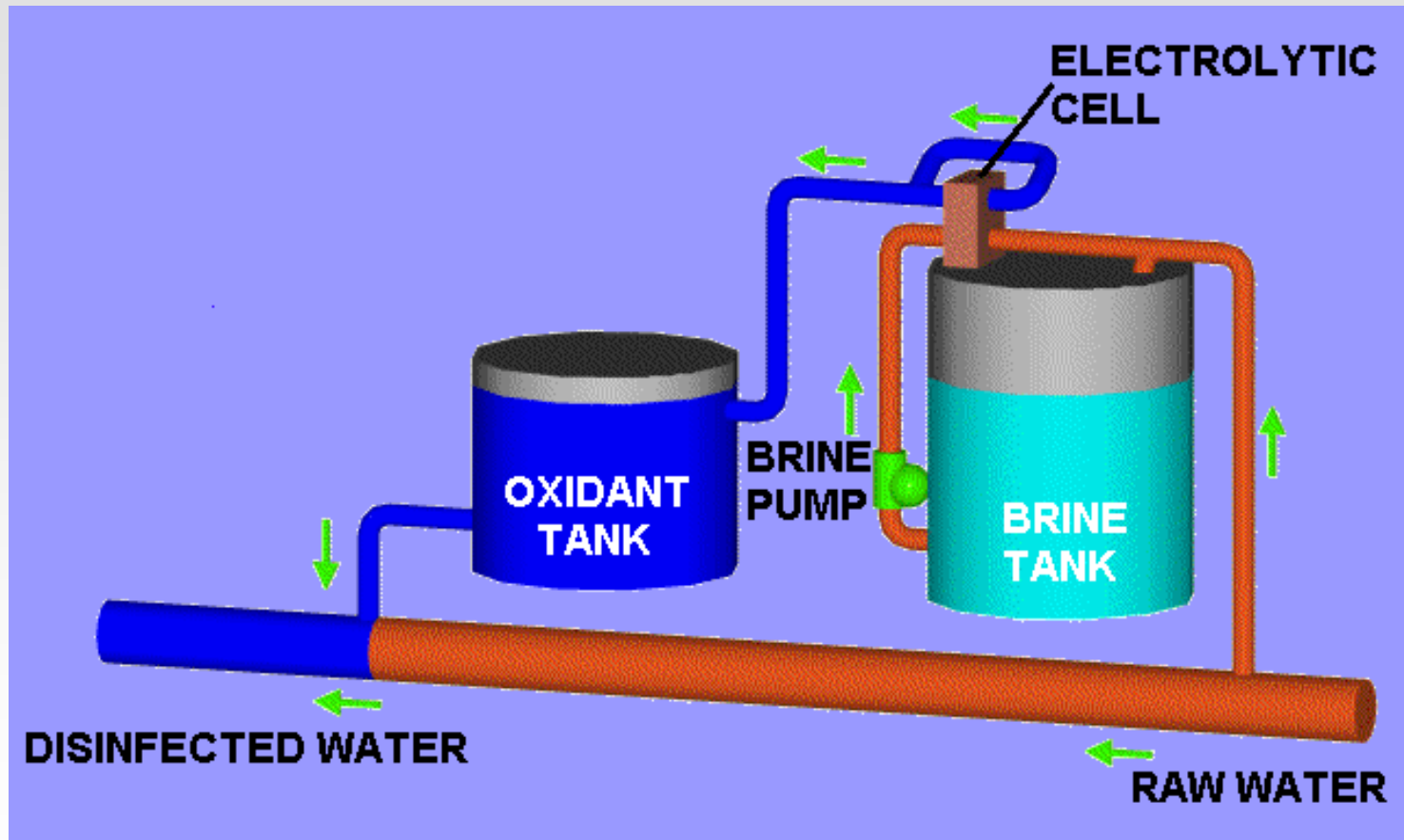


Mixed Oxidant Biocide Generation Process

- Eliminates purchase, transport, and storage of hazardous biocide compounds such as hypochlorite or chlorine gas
- Provides a constant dosage level of chlorine to control both algae and bacteria
- Can remove existing biofilms





Mixed Oxidant Biocide Process



MIOX Offers Mixed Oxidants

- Advanced version of on-site chlorine generation
- Controls electrolytic process using patented MIOX equipment design
- Chemical and biocidal properties are more effective than conventional chlorine




Improved Safety

- Concentration is $< 1\%$ (vs. 12.5% for bulk bleach)
- Will not form chlorine gas
- No transport or storage of hazardous chemicals
- Uses only salt as feedstock




Bulk Salt Delivery




Reduced Carbon Emissions

It takes almost 5 deliveries of bulk bleach to equal the same amount of disinfectant generated by a single delivery of salt



vs.



Reduced Corrosion


Average Metal Concentration

4 weeks exposure, 1 mg/L free available chlorine residual*

	Mixed Oxidant	Sodium Hypo
Pb	0.1	0.57
Cu	0.18	0.26

Exposed to lead, copper, and copper coupons partially coated with 50%/50% tin lead solder

Sodium hypo formed 5.7 times more lead and 1.4 times more copper than MOS




System Implemented on 3 Towers


- Tower 1: MIOX unit SAL-30
 - Cooling Tower - Marley Class NC galvanized steel
 - Chiller – York Screw Chiller 180 tons
- Tower 2: MIOX unit SAL-40
 - Cooling Tower – Evapco
 - Chiller – Trane Centravac Rotary Chiller 130 tons
- Tower 3: MIOX unit SAL-40
 - Cooling Tower – Evapco
 - Chiller – Carrier Screw Chiller 96 Tons
- A fourth tower outfitted with corrosion coupons and sensors as a control



System Implemented on 3 Towers


- Corrosion and scale prevention programs remain the same
 - Nalco 2827 corrosion inhibitor
 - Sulfuric acid for control of calcium scale





**US Army Corps
of Engineers**

Engineer Research & Development Center
Construction Engineering Research Laboratory




**US Army Corps
of Engineers**


**Engineer Research & Development Center
Construction Engineering Research Laboratory**



Brine and Oxidant Tanks




Electrolytic Cell



Data Collection

- Corrosion rates of copper and mild steel corrosion coupons
- Water Conditions
 - Total and free chlorine
 - Total hardness, calcium hardness
 - pH
 - Bioactivity
 - Conductivity
- LPR corrosion rates
- Documentation of biofouling



Data Collection

FIELD ANALYSES September 2009

LOCATION	CONDUCTIVITY	pH	P ALKALINITY	M ALKALINITY	TOTAL HARDNESS	Ca HARDNESS	BACTERIA cfu / ml
Control	3140	8.8	40	380	670	520	1000-10000
Tower 1	3570	8.8	50	390	700	580	<100
Tower 2	3460	8.8	50	380	700	570	<100
Tower 3	1415	8.3	0	150	290	260	<100-100
Feedwater	905	8.3	0	120	180	130	<100




Preliminary Results

- Equipment is sensitive to changes in operating parameters -
 - Water temperature
 - Water pressure
 - Flow rates
- Microbiological growth is well controlled
- Does not contribute to excessive corrosion – but corrosion rates increase if high residuals develop during periods of low demand




Project Completion

- Analysis period continues through this summer
- Final report will be complete September 2010
 - Conclusions
 - Recommendations
 - Return on investment



Questions?



**US Army Corps
of Engineers**

Engineer Research & Development Center
Construction Engineering Research Laboratory