

# Lethality of Persons due to Debris Throw

## Update on Recent Work in Switzerland

*Peter O. Kummer, EUR ING*  
*Bienz, Kummer & Partner Ltd., Safety Planning - Risk Management*  
*Langaegertenstrasse 6, CH-8125 Zollikerberg - Switzerland*  
*Tel: +41-44 391 27 37, Fax: +41-44 391 27 50, E-mail: bkp@bkpswiss.ch*  
*on behalf of Swiss DoD, armasuisse / IOS-SUR - Switzerland*

---

### Abstract

Most ammunition safety regulations are still based on quantity-distances (QD), taking into account deterministic criteria like a certain hazardous debris density as decisive and sole measure, but do not focus on the actual hazard to exposed persons. Such regulations often lead to over conservative and costly solutions.

Modern world solutions, however, call for probabilistic risk analysis procedures focussing on the real hazards and allowing to optimise the use of the sparse resources left in our field today, be it money, personnel or space for military activities. On the other hand, innovative probabilistic risk analysis procedures as the one successfully used in Switzerland since the late 70's or the one described in the NATO's AASTP-4 manual also require more sophisticated explosion effect and lethality models than the ones nowadays used in QD-manuals.

This paper describes the new model for calculating the lethality of people staying in the open or in buildings due to explosion produced debris, developed by Bienz, Kummer and Partner Ltd. on behalf of the Swiss DoD during the last years. The model allows taking into account parameters like

- debris number density
- impact angle of debris
- impact energy of debris
- different body positions
- susceptibility of different body parts against debris impact

and for people staying inside buildings

- protection given by building elements
- location of a person inside a room

Further on, an overview on the computer code LambdaT<sup>®</sup>, used to carry out the necessary calculations, is given. Finally, the results from calculations for a number of structures (mostly brickwork / r.c. structures) exposed to adit and crater debris from explosions in underground installations are shown, and general findings are discussed.

### Contents:

1. Background
2. General Calculation of Debris Lethality
3. The Computer Code "LambdaT<sup>®</sup>"
4. Application and Results
5. Summary

## Report Documentation Page

Form Approved  
OMB No. 0704-0188

Public reporting burden for the collection of information is estimated to average 1 hour per response, including the time for reviewing instructions, searching existing data sources, gathering and maintaining the data needed, and completing and reviewing the collection of information. Send comments regarding this burden estimate or any other aspect of this collection of information, including suggestions for reducing this burden, to Washington Headquarters Services, Directorate for Information Operations and Reports, 1215 Jefferson Davis Highway, Suite 1204, Arlington VA 22202-4302. Respondents should be aware that notwithstanding any other provision of law, no person shall be subject to a penalty for failing to comply with a collection of information if it does not display a currently valid OMB control number.

1. REPORT DATE

**JUL 2010**

2. REPORT TYPE

**N/A**

3. DATES COVERED

-

4. TITLE AND SUBTITLE

**Lethality of Persons due to Debris Throw**

5a. CONTRACT NUMBER

5b. GRANT NUMBER

5c. PROGRAM ELEMENT NUMBER

6. AUTHOR(S)

5d. PROJECT NUMBER

5e. TASK NUMBER

5f. WORK UNIT NUMBER

7. PERFORMING ORGANIZATION NAME(S) AND ADDRESS(ES)

**Swiss DoD - IOS / armasuisse**

8. PERFORMING ORGANIZATION  
REPORT NUMBER

9. SPONSORING/MONITORING AGENCY NAME(S) AND ADDRESS(ES)

10. SPONSOR/MONITOR'S ACRONYM(S)

11. SPONSOR/MONITOR'S REPORT  
NUMBER(S)

12. DISTRIBUTION/AVAILABILITY STATEMENT

**Approved for public release, distribution unlimited**

13. SUPPLEMENTARY NOTES

**See also ADM002313. Department of Defense Explosives Safety Board Seminar (34th) held in Portland, Oregon on 13-15 July 2010, The original document contains color images.**

14. ABSTRACT

**Most ammunition safety regulations are still based on quantity-distances (QD), taking into account deterministic criteria like a certain hazardous debris density as decisive and sole measure, but do not focus on the actual hazard to exposed persons. Such regulations often lead to over conservative and costly solutions. Modern world solutions, however, call for probabilistic risk analysis procedures focussing on the real hazards and allowing to optimise the use of the sparse resources left in our field today, be it money, personnel or space for military activities. On the other hand, innovative probabilistic risk analysis procedures as the one successfully used in Switzerland since the late 70's or the one described in the NATO's AASTP-4 manual also require more sophisticated explosion effect and lethality models than the ones nowadays used in QD-manuals. This paper describes the new model for calculating the lethality of people staying in the open or in buildings due to explosion produced debris, developed by Bienz, Kummer and Partner Ltd. on behalf of the Swiss DoD during the last years. The model allows taking into account parameters like - debris number density - impact angle of debris - impact energy of debris - different body positions - susceptibility of different body parts against debris impact and for people staying inside buildings - protection given by building elements - location of a person inside a room Further on, an overview on the computer code LambdaT©, used to carry out the necessary calculations, is given. Finally, the results from calculations for a number of structures (mostly brickwork / r.c. structures) exposed to adit and crater debris from explosions in underground installations are shown, and general findings are discussed.**

15. SUBJECT TERMS

16. SECURITY CLASSIFICATION OF:			17. LIMITATION OF ABSTRACT <b>SAR</b>	18. NUMBER OF PAGES <b>33</b>	19a. NAME OF RESPONSIBLE PERSON
a. REPORT <b>unclassified</b>	b. ABSTRACT <b>unclassified</b>	c. THIS PAGE <b>unclassified</b>			

**Standard Form 298 (Rev. 8-98)**  
Prescribed by ANSI Std Z39-18

# 1 Background

Most ammunition safety regulations are still based on quantity-distances (QD), taking into account deterministic criteria like a certain hazardous debris density as decisive and sole measure, but do not focus on the actual hazard to exposed persons. Such regulations often lead to over conservative and costly solutions.

Modern world solutions, however, call for probabilistic risk analysis procedures focussing on the real hazards and allowing to optimise the use of the sparse resources left in our field today, be it money, personnel or space for military activities. On the other hand, innovative probabilistic risk analysis procedures as the one successfully used in Switzerland since the late 70's [1 - 3] or the one described in the NATO's AASTP-4 "Manual on Explosives Safety Risk Analysis" [4] also require more sophisticated explosion effect and lethality models than the ones nowadays used in QD-manuals.

This paper describes a new model for calculating the lethality of people staying in the open or in buildings due to debris throw from accidental explosions of ammunition or explosives or due to debris originating from terrorist attacks. This model is currently being developed by Bienz, Kummer & Partner Ltd. on behalf of the Swiss DoD.

## 2 General Calculation of Debris Lethality

### 2.1 People Staying in the Open

To calculate the lethality of a person staying in the open due to debris impact, basically the following three elements must be known (Figure 1):

- 1) The properties of the incoming debris cloud, per mass class in terms of
  - average mass [kg]
  - debris number density [pieces/m<sup>2</sup>]
  - velocity [m/s]
  - impact angle [°]
  
- 2) The areas of the exposed body parts, distinguished are
  - head
  - thorax
  - abdomen
  - limbs

The respective areas must be known for standing, sitting and lying persons (front and side view), and for men, women and children

### 3) The basic lethalties

These are the expected partial-lethalties that would result from the impact of a piece of debris with a certain energy on a certain body part.

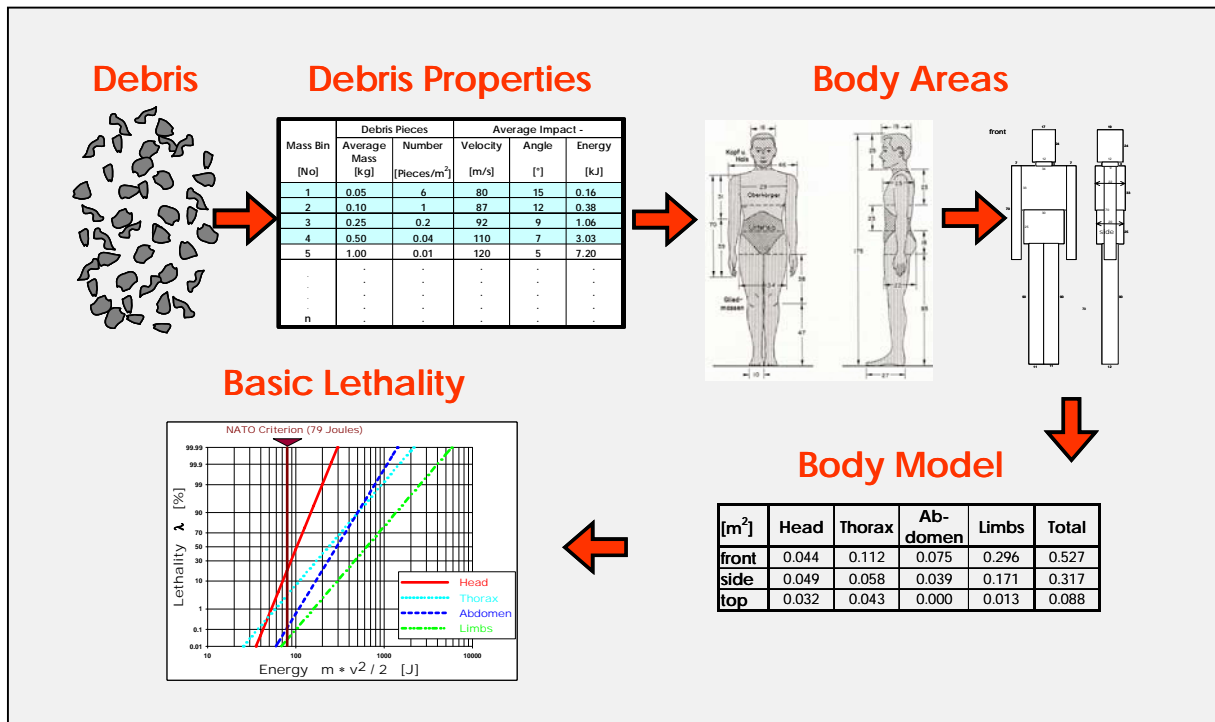


Figure 1: Main Elements for the Calculation of the Debris Lethality of Persons Staying in the Open

A suitable combination of these elements, using respective formulas e.g. for hit probability, finally allows to calculate the lethality of a person being exposed in whatever body position to any kind of debris throw. A possible calculation procedure is given in Figure 2.

The calculation of the lethality of people staying in the open due to debris throw, the related testing that was performed, and all necessary formulas to carry out the analysis are given in detail in Lit. [5].

## 2.2 People Staying inside Buildings

Basically, the debris lethality of persons staying inside buildings may be calculated with the same procedure as for persons staying in the open. Nevertheless, two major differences exist.

First of all, the properties of the incoming debris cloud will be changed on impact (Figure 3). Depending on the specification of the building material, a piece of debris of a certain mass class with a certain impact energy can be stopped by the building element. If the energy of the impacting piece of debris is high enough, it will perforate the building element, thereby losing some of its energy, and afterwards continue its flight. Furthermore, due to the impact of debris

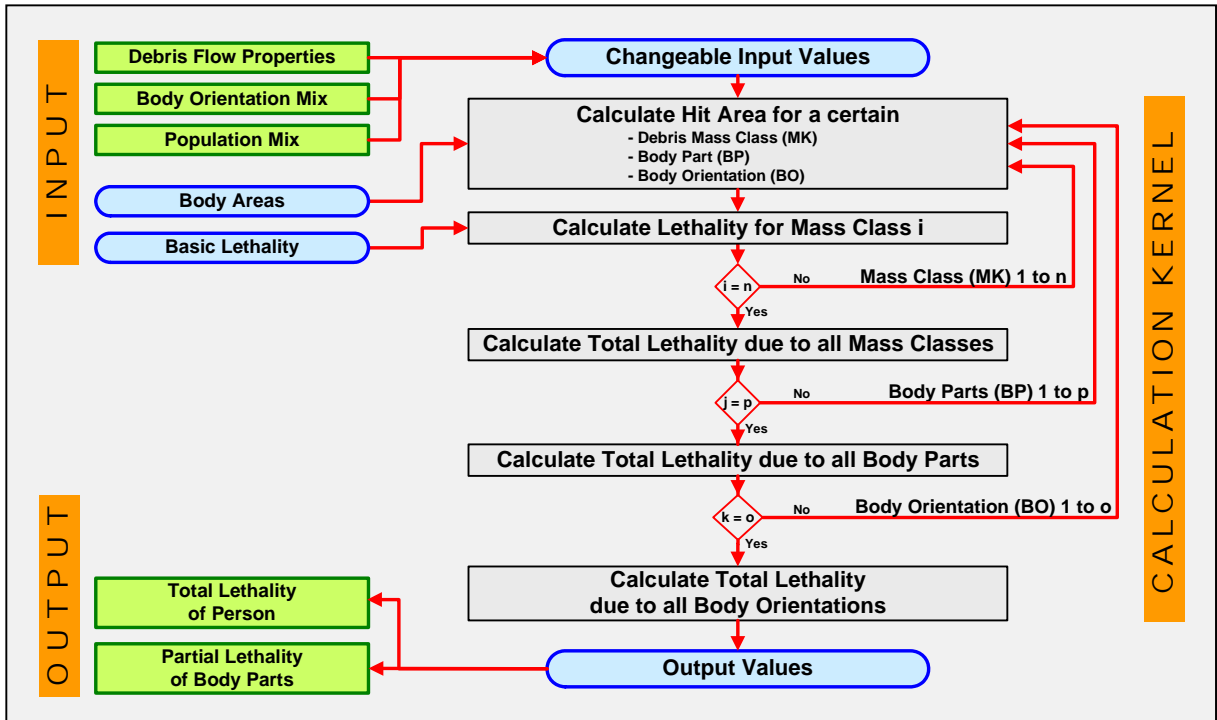


Figure 2: General Calculation Procedure for Persons Staying in the Open

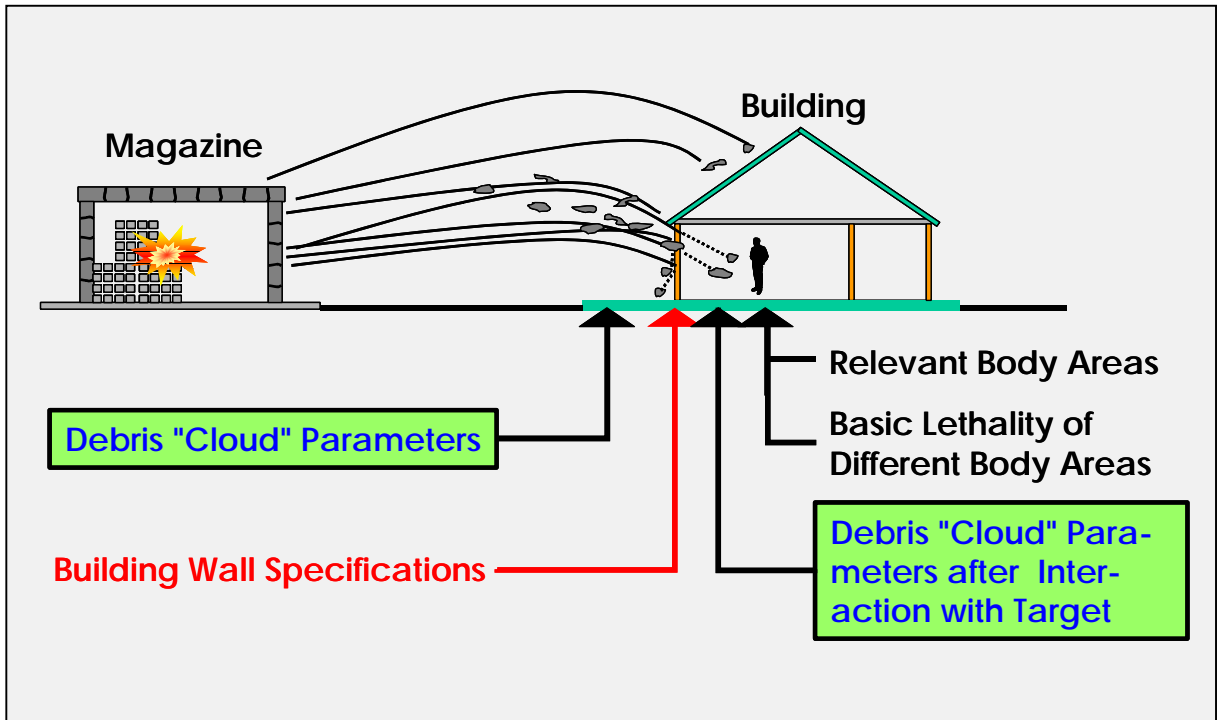


Figure 3: Influence of Building Elements on Debris Cloud

pieces on a building element, hazardous secondary debris might be generated. This is especially a problem in case of building elements that consist of brickwork.

A larger number of tests have been performed during the last years looking into the building material resistance against debris impact and the danger of secondary building material debris for persons. Results of these tests may be found in Lit. [6, 7].

Secondly, it has to be noted that the lethality of a person subjected to debris throw inside a building room much depends on the following factors (see Figure 4):

- 1) The impact angle  $\alpha$  against the ground of the debris pieces of a certain mass class defines what part of a room will be at least partially protected e.g. by the roof and in what part of the room no protection is given due to window areas.
- 2) Due to the fact that different areas inside the room get different protection by the building construction, it is important to know where inside the room and in what position an exposed person stays.
- 3) And finally, it must be known how long a person stays at a certain location in the room. Depending on the usage of the room the duration a person spends at a certain location (in a certain body position) might vary substantially.

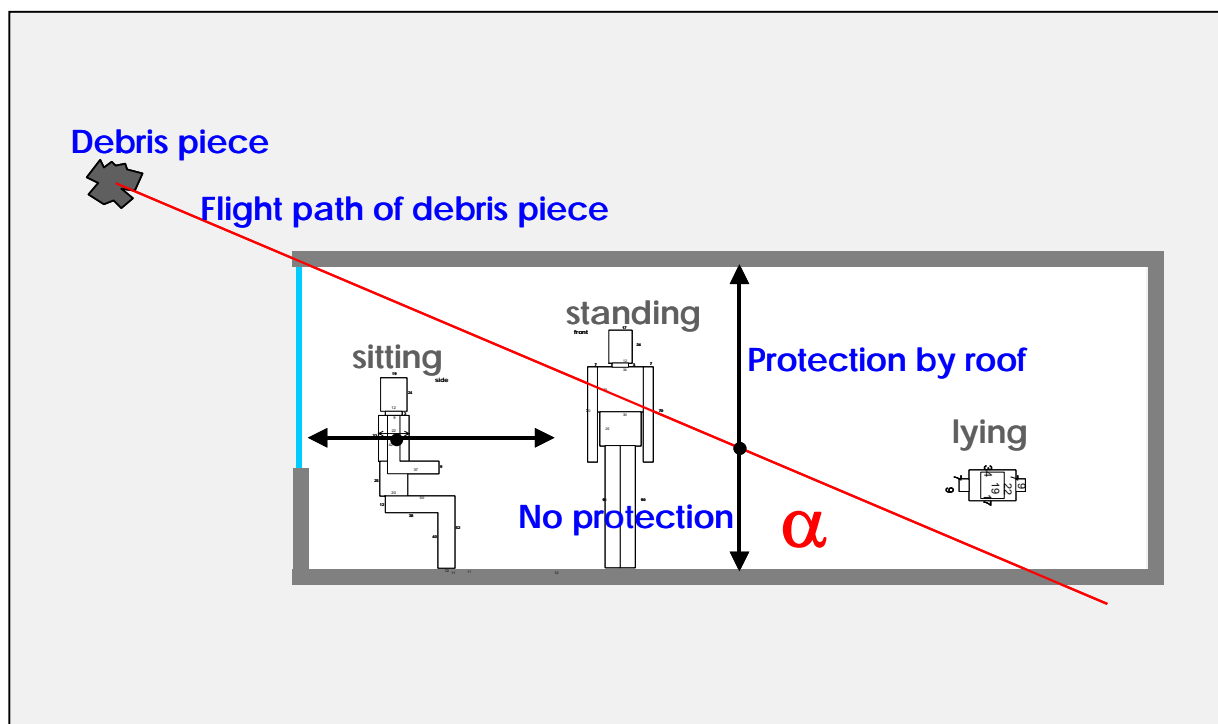


Figure 4: Connection Between the Debris Flight Path / Impact Angle  $\alpha$  and the Danger for Persons Staying Inside a Room

## 3 The Computer Code "LambdaT<sup>©</sup>"

### 3.1 Requirements

It is obvious that the calculation of debris lethality for persons staying inside buildings is a task involving the combination of many different parameters. Therefore, it was also obvious to develop a corresponding computer program.

The task was to develop an easy to use, fast running software at little costs that would allow to calculate lethalties in rooms of a building and to document the result. The following parameters should be easily changeable:

- 1) Debris cloud data (density, mass, velocity, impact angle)
- 2) Building construction (dimensions of rooms, wall/roof material, thickness, impact resistance)
- 3) Exposure of persons in the rooms (location, body position, duration of stay)

Further, the code should be flexible to allow doing the necessary calculations for all the building types we had in mind (excluding high-rise buildings).

As the budget for developing the code was too limited - as always - not all initially planned features could be implemented and certain short cuts had to be made (see Chapter 3.3). LambdaT<sup>©</sup> was developed using Microsoft VisualBasic 6 and Microsoft Access 2000 for the Microsoft XP platform [8].

### 3.2 How LambdaT<sup>©</sup> works

LambdaT<sup>©</sup> is designed to handle a generic building structure consisting of two floors and four rooms, as shown in Figure 5. Structures with more storeys or more rooms can easily be approximated with a limited loss of accuracy, however.

Each room contains 40 Lethality Calculation Points (LCP). Horizontally they are spaced evenly in 10 rows, vertically four layers represent certain body parts, as shown in Figure 6. Basically, LambdaT<sup>©</sup> now calculates for each debris mass class and all 40 LCP all partial-lethalties as discussed in 2.1. At each LCP the possible protection by building elements is taken into account. The results are stored in a matrix and later on combined with the stored exposure data. A general flow-chart of the code is given in Figure 7.

Figure 8 shows the main user interface (GUI). It consists of an input section and an output/result section.

The input section contains sub-windows for the input of debris data, building data and exposure data. In addition, it allows loading and saving of the input data. Furthermore, the sub-window for exposure data contains pre-defined values for body positions and duration of stay



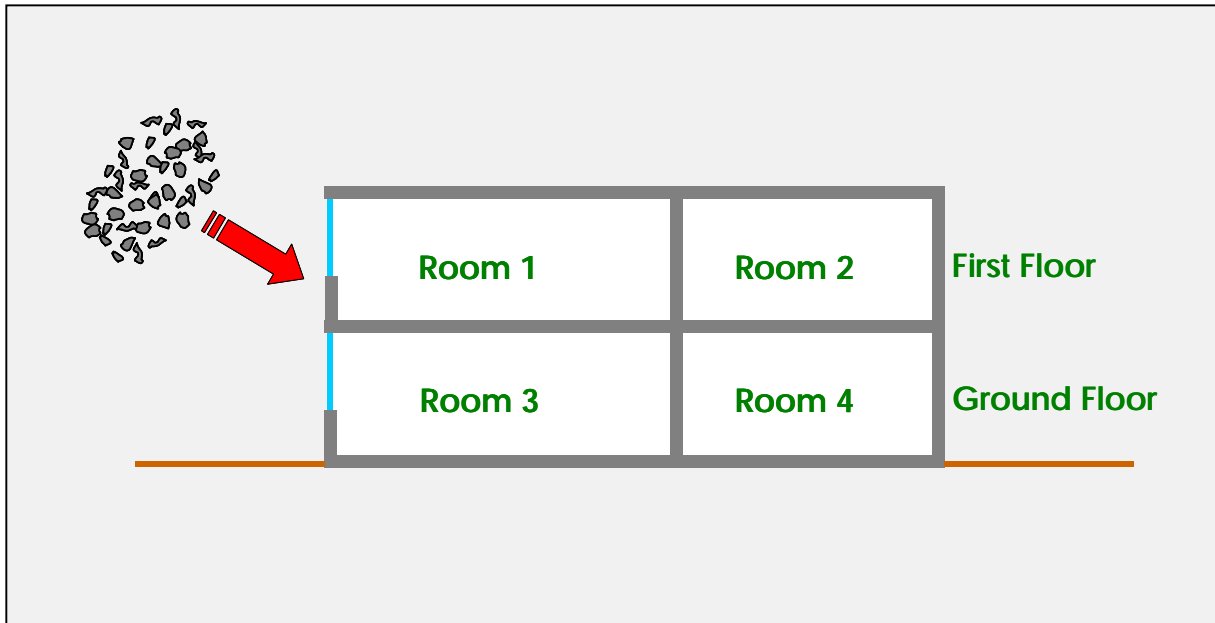


Figure 5: Generic Building Structure

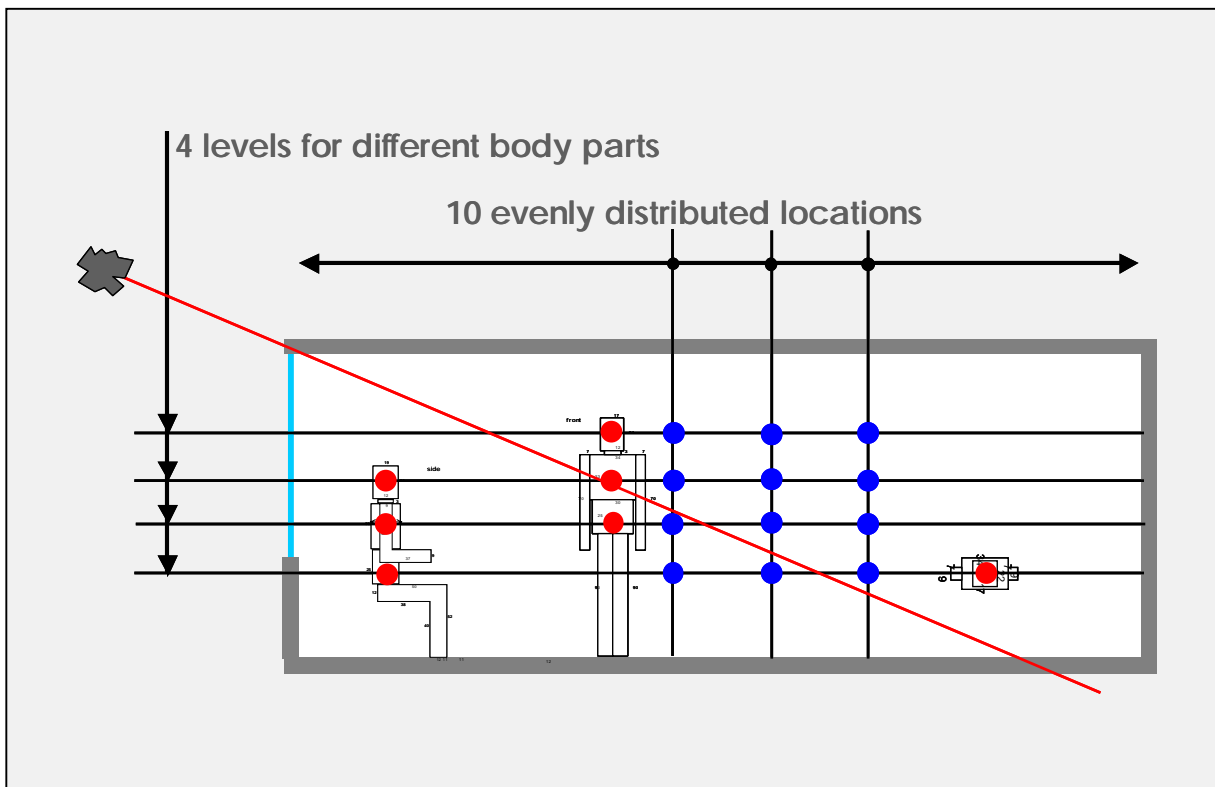


Figure 6: Location of the Lethality Calculation Points (LCP, blue)

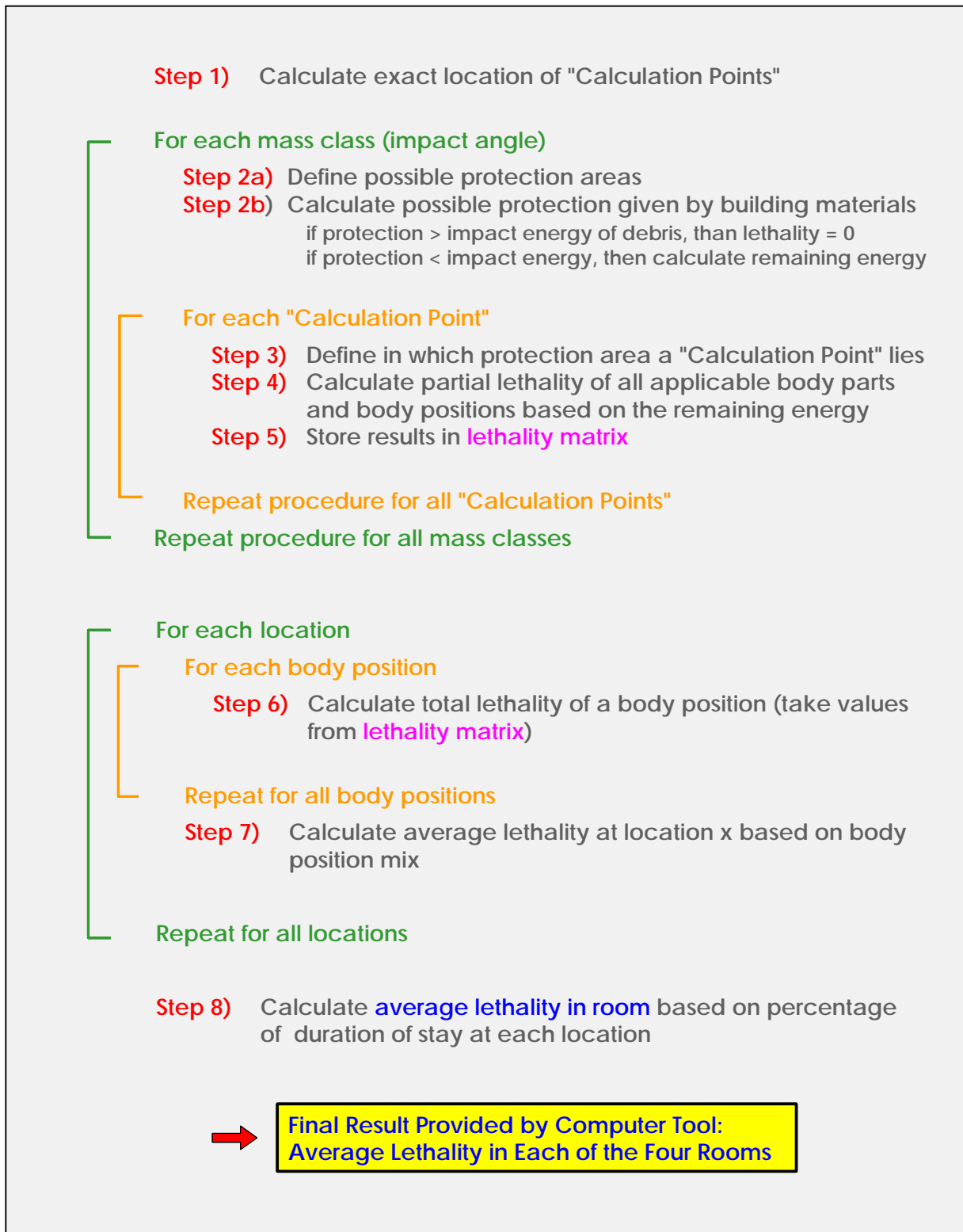


Figure 7: General Calculation Procedure

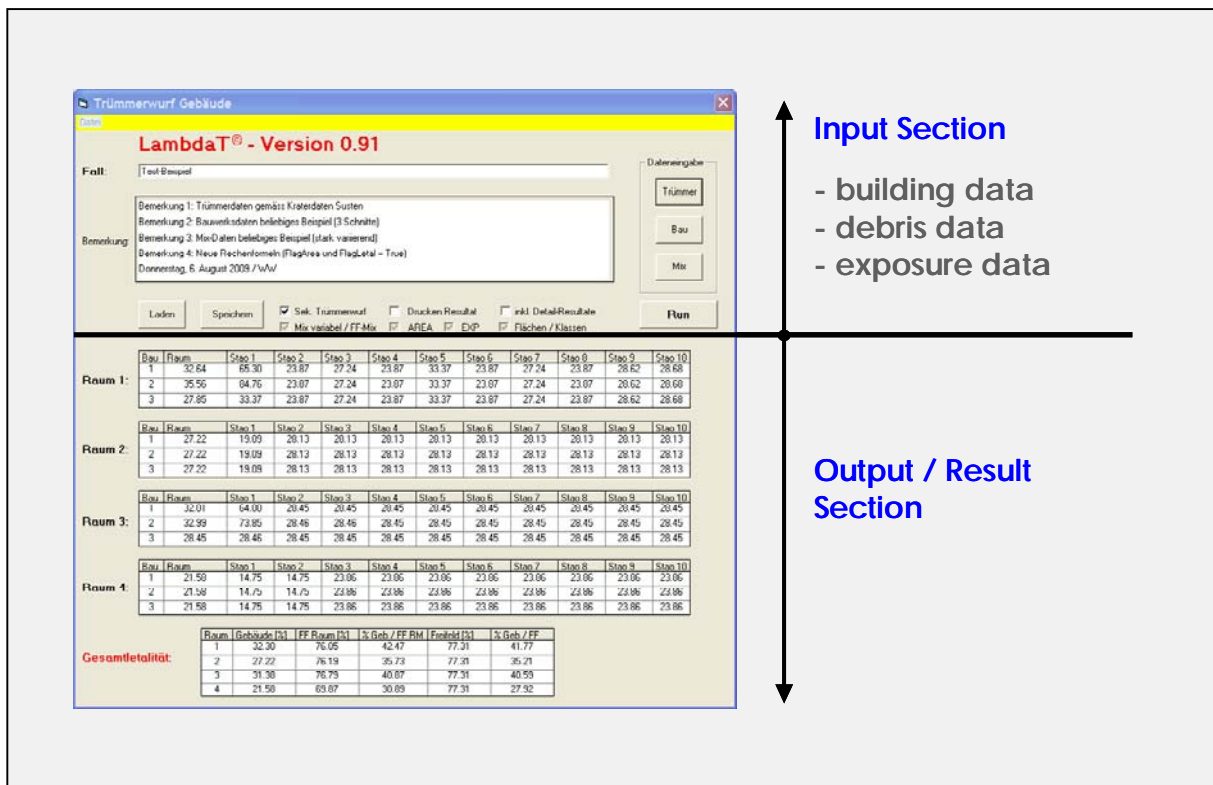


Figure 8: Main User Interface of LambdaT®

at a certain location in the room for a number of typical rooms of a house, like kitchen, living room, sleeping room, office, etc.

The result section (Figure 9) shows for each room the average lethality at each location for the pre-defined exposure data. Below, the average lethality in each room for the chosen exposure is given, allowing to easy calculate the average lethality in the whole building. Further on, for comparison the lethality for free field exposure at the same distance from the PES as the room/building is also displayed. This shows at one glance the overall protection against debris throw provided by the building construction.

### 3.3 Short Cuts

As mentioned above certain simplifications had to be made in this version of LambdaT® due to budget restrictions. The most important ones are:

- Window areas (glass) are treated as open areas. This implies the assumption that a window/glass pane does not give any protection against impacting debris pieces. In many cases, however, it can be assumed that the glass pane is already destroyed by the air blast overpressure when the debris arrives.

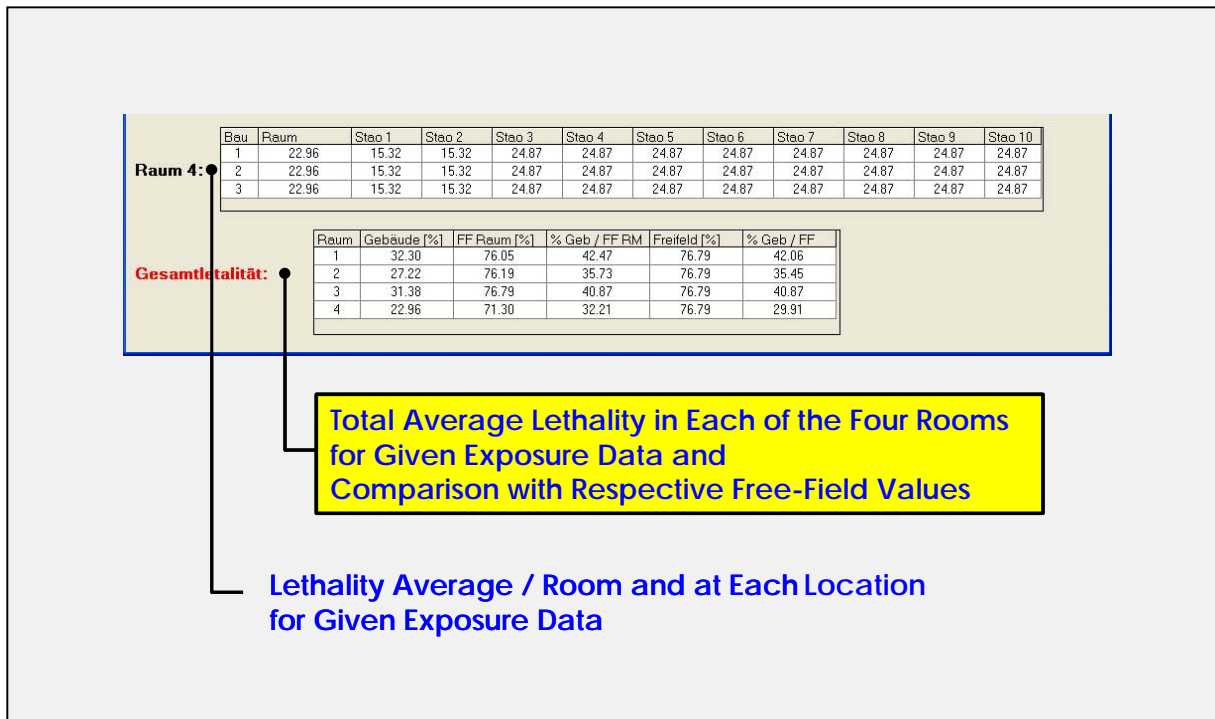


Figure 9: Result Section of LambdaT©

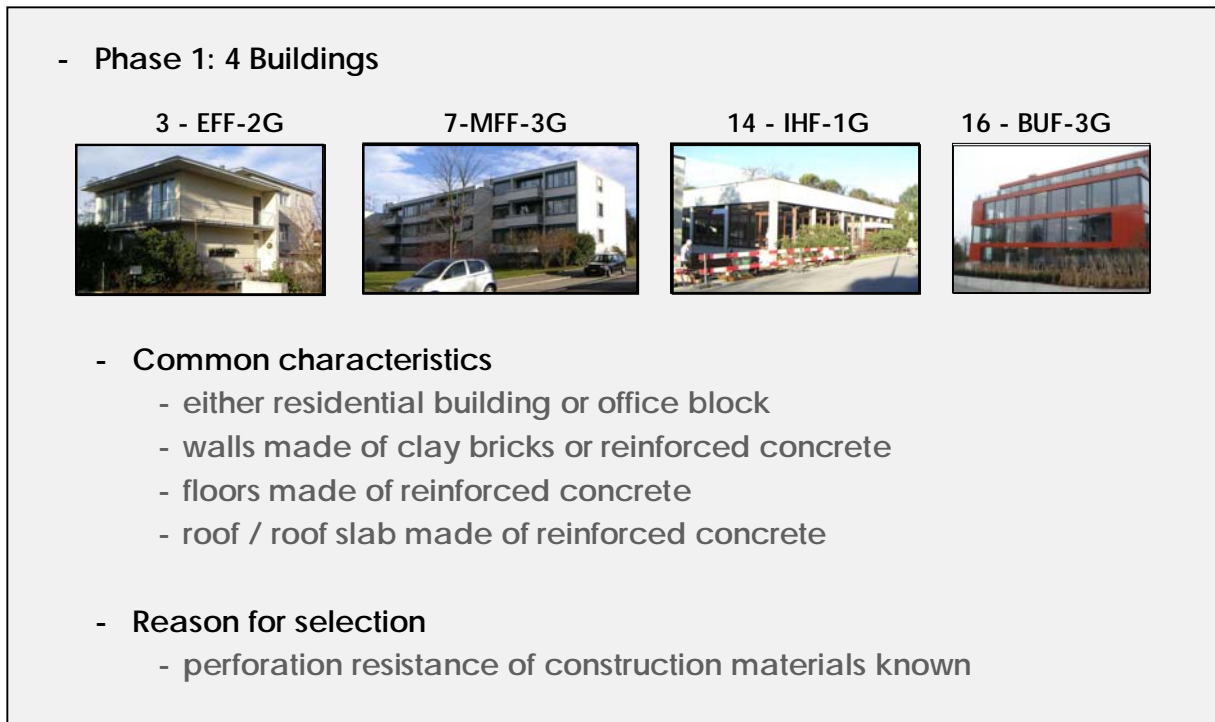
- It is not possible to take into account interior doors. Therefore, it is assumed that all interior walls are without doors.
- It is assumed that the flight path (angle  $\alpha$  against the ground) of incoming debris pieces does not change upon impact and perforation of a building element.
- Likewise, it is assumed that the mass of an impacting and perforating piece of debris will not be reduced during the perforation process.
- The influence of secondary debris pieces on the lethality of persons inside a building room is treated in a simplified way.

## 4 Application and Results

### 4.1 General Procedure

After an intensive testing of LambdaT<sup>©</sup> in the beginning of this year, it was decided to use the software for developing new formulas and diagrams for lethality as a function of debris density for debris throw from craters and adit tunnels of underground ammunition storage installations.

In a first phase four different types of buildings were chosen (taken from AASTP-4 [4]). All buildings are either residential buildings or office blocks and are made solely of reinforced concrete and brickwork (Figure 10). The reason for this selection was the availability of the perforation resistance of the construction materials used in these buildings. For other building materials like wood, sheet steel, etc. perforation tests are still pending.



*Figure 10: Building Types Investigated in Phase 1*

After that, each of the real buildings had to be transformed into a manageable model. This was done by developing a simplified ground plan for each storey of each building type (Figure 11), including the specification of the materials used and the thickness of each building element. In addition the use of each room had to be defined and the respective exposure of persons had to be assigned.

In the next step LambdaT<sup>®</sup> was used to calculate the lethalties as a function of the debris density, assuming that a building can be hit by debris throw from all 4 sides (front, back, both sides). Depending on the materials used for the building elements, the size of the window area and the exposure of persons in the different rooms, the resulting lethality will be different.

## 4.2 Results

Figure 12 shows the result of the calculations for all 4 building types for debris throw originating from the adit of underground ammunition storage installations. As can be seen, for this

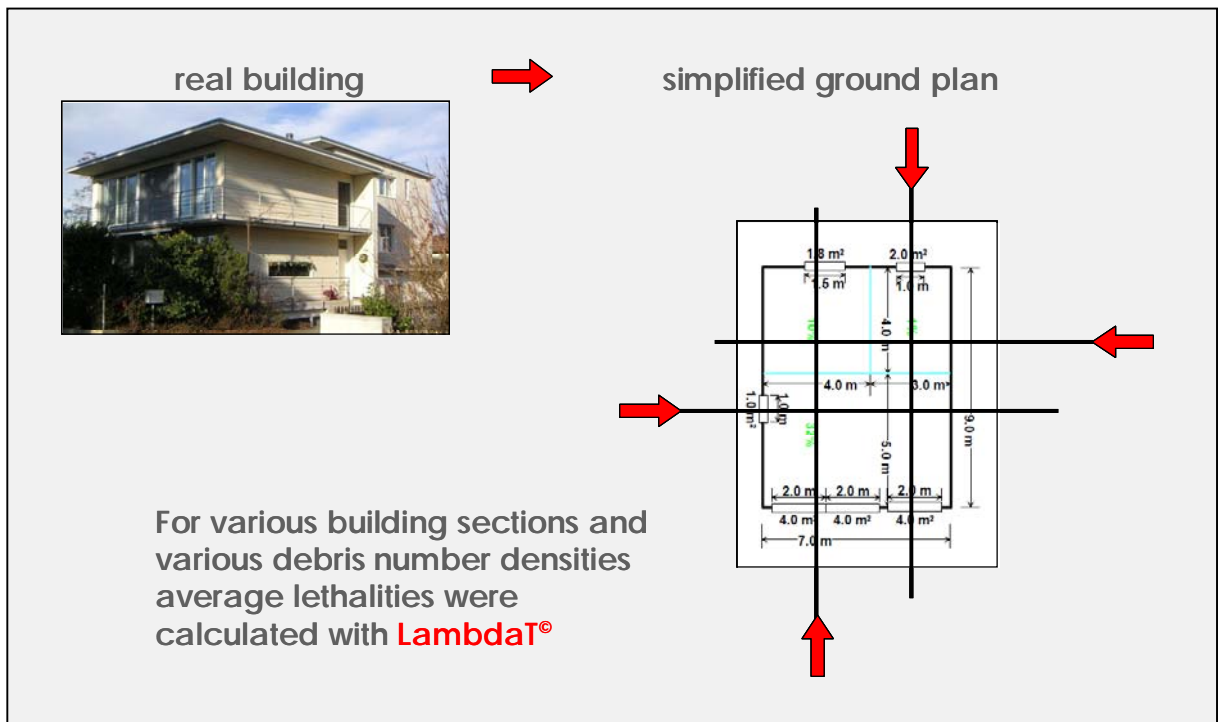


Figure 11: From the Real Building to a Manageable Model

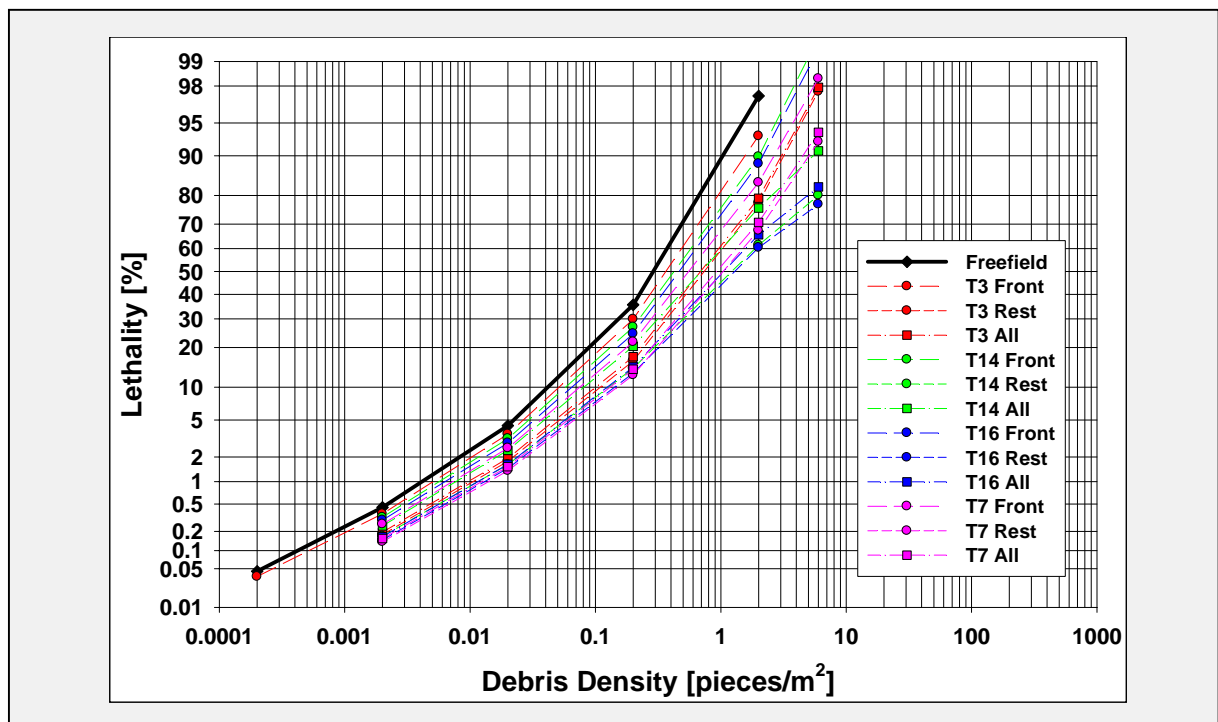


Figure 12: Lethality due to Adit Debris Throw for Various Cross-Sections and Combinations Thereof Through the Investigated four Building Types

type of explosion effect and these types of buildings the calculated lethality curves lie relatively close together. However, the calculations also showed that the window area is an important parameter.

Nevertheless, taking into account the overall variation in building constructions, usage of buildings etc., it obviously does not make sense to distinguish between so many curves with so little difference. Therefore, the next logical step was to simplify the procedure to make it user-friendly. The 12 curves in Figure 12 were reduced to three representative curves and a table assigning the different building types to one of the representative curves, taking into account their orientation towards the PES and the window area.

The final result is shown in the following three figures. Figure 13 shows the representative lethality curves for debris throw originating from adits of underground storage installations. The horizontal axis shows the number density of debris pieces - with a mass of at least 150 g - per  $m^2$ . The vertical axis shows the respective average lethality of persons staying inside buildings or in the open (free-field).

Figure 14 shows the same result for debris originating from craters of underground storage installations. As can be seen, there is a remarkable difference between adit and crater debris throw for the buildings investigated so far. This is mainly attributed to the different impact angles of adit and crater debris.

Finally, Figure 15 gives the connection between the different building types, the window (glass) area and the building orientation with the respective lethality curves in Figure 13 and 14.

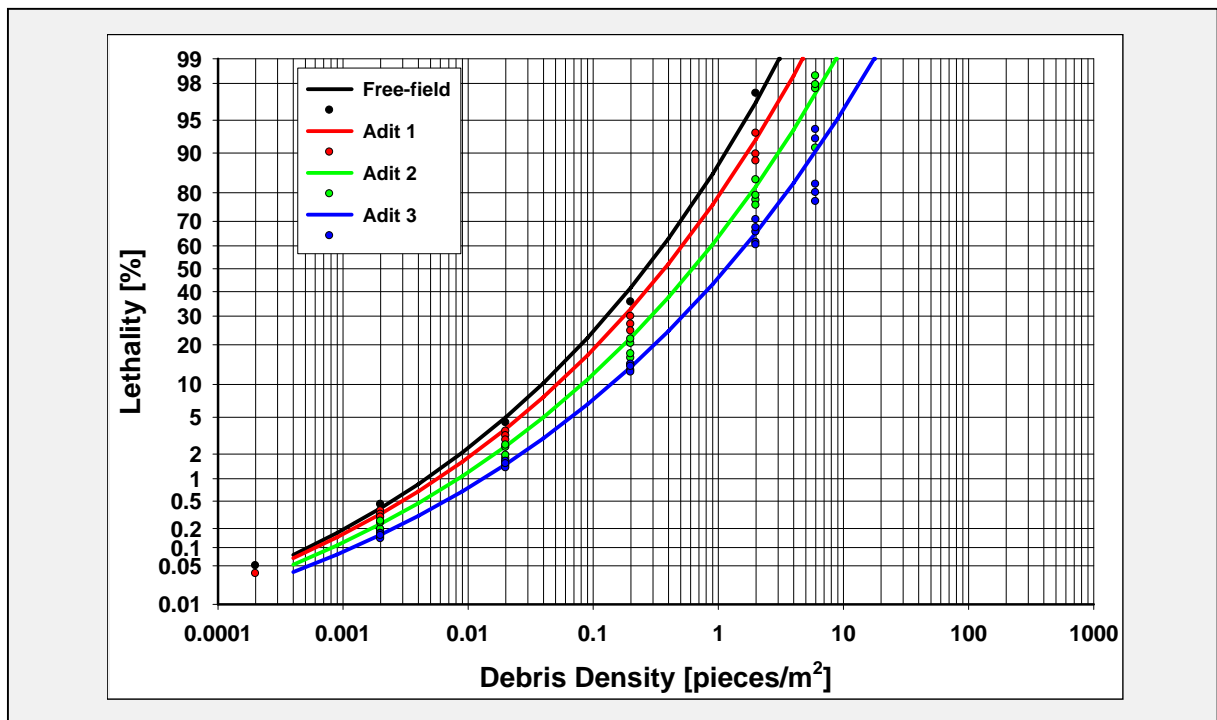


Figure 13: Final Lethality Curves for Adit Debris Throw from Underground Installations

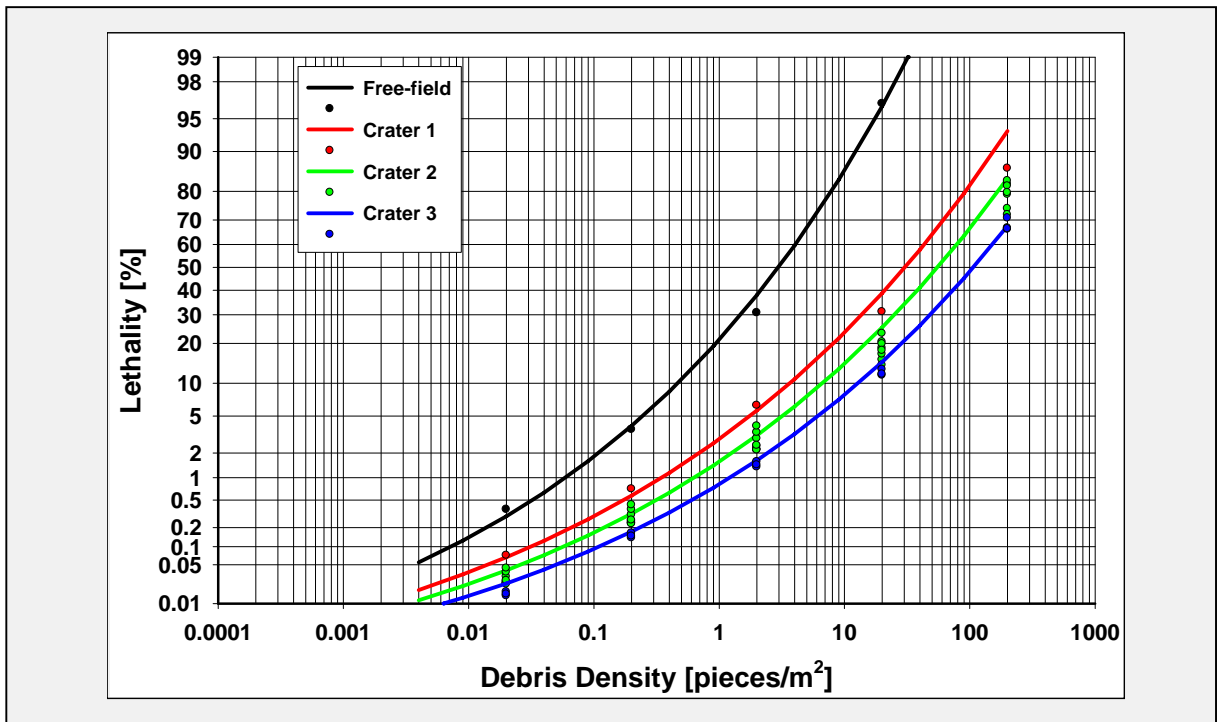


Figure 14: Final Lethality Curves for Crater Debris Throw from Underground Installations

Building-Type		Windows Area, Orientation	Adit Debris Throw			Crater Debris Throw		
No.	Code		A1	A2	A3	C1	C2	C3
3	EFF-2G	1)		X			X	
		2)	X			X		
		3)		X			X	
7	MFF-3G	1)			X		X	
		2)		X			X	
		3)			X		X	
14	IHF-1G	1)		X				X
		2)	X				X	
		3)			X			X
16	BUF-3G	1)			X			X
		2)	X				X	
		3)			X			X

1) All facades: window width < 50% of facade width

2) At least one facade with ≥ 50% window width (and h window > 0.5m ) and a facade ≥ 50% window width facing the PES

3) At least one facade with ≥ 50% window width and a facade < 50% window width facing the PES

Figure 15: Connection Between Building Types, Window Area and Building Orientation with the Representative Lethality Curves



## 5 Summary

In this paper it is shown how the lethality of persons exposed to debris throw - inside and outside buildings - can be calculated.

Basically, the procedure presented and the related software LambdaT<sup>®</sup> can be used to calculate the lethality of persons staying in any type of building that is subjected to any type of debris throw, be it from accidental explosions during storage and transport of ammunition as well as debris throw originating from terrorist attacks.

The procedure can be adapted to new knowledge, be it concerning the basic lethalties or the behaviour of building materials under debris impact, and changes may be implemented easily into the software. Further, given the respective data for building material perforation and the basic lethalties, the procedure may well be used also for calculating lethalties due to primary fragments.

And last but not least, this procedure is a major step forward in view of a more realistic assessment of the hazards from debris throw from explosions of ammunition or explosives compared to only applying the 79 J criteria.

# References

- 1 **Technische Vorschriften für die Lagerung von Munition (TLM 75)  
Teil 2 (Rev 90): Sicherheitsbeurteilung von Munitionslagern**  
Schweizerische Armee  
01.07.1992 / classified
- 2 **How the Safety of the Ammunition and Explosives Storage and Handling is Managed in Switzerland  
Part I  
Safety Concept, Regulations and Organisation**  
Bienz, Kummer & Partner AG  
Bienz, Andreas F.; Kummer, Peter O.  
Department of Defense Explosives Safety Seminar 1992 / 18.08.1992
- 3 **How the Safety of the Ammunition and Explosives Storage and Handling is Managed in Switzerland  
Part II  
Risk Analysis of Ammunition Magazines**  
Bienz, Kummer & Partner AG  
Kummer, Peter O.; Bienz, Andreas F.  
Department of Defense Explosives Safety Seminar 1992 / 18.08.1992
- 4 **Allied Ammunition Storage and Transport Publication  
Manual on Explosives Safety Risk Analysis  
AASTP-4, Edition 1, Part I and II, Change 1 - English Edition**  
NATO Headquarters, Brussels  
AASTP-4 Edition 1 Change 1 / 10.2008 / NATO PFP unclassified
- 5 **Development of a Novel Debris Lethality Model and Related Testing**  
Bienz, Kummer & Partner AG  
Kummer, Peter  
Department of Defense Explosives Safety Seminar 2008 / 12.08.2008
- 6 **Wall Perforation by Explosion Produced Debris  
A Brief Update on Swiss Tests**  
Bienz, Kummer & Partner AG  
Kummer, Peter  
International Symposium on Interaction of the Effects of Munitions with Structures (ISIEMS) 2009 / 11.05.2009
- 7 **Perforation of Building Elements by Explosion Produced Debris  
Preliminary Results from Test Series 1 to 4  
CHE Contribution to the NATO AC/326 - Sub-Group 6 on Operational Ammunition Safety**  
Swiss DoD - IOS / armasuisse  
Bienz, Kummer & Partner AG  
Kummer, Peter  
AC/326(SG6)(CHE)IWP 075-09 / TM 204-26 / 20.03.2009 / NATO PFP unclassified
- 8 **TLM 75 / Teil 2 - Revision technische Anhänge - TLM 2002  
Letalität von Personen infolge Trümmerwurf  
Computerprogramm zur Berechnung der Letalität infolge Trümmerwurf  
LamdaT©, Version 0.9 - Kurzbeschreibung und durchgeführte Tests**  
Generalsekretariat VBS - IOS / SUR  
Bienz, Kummer & Partner AG  
Kummer, Peter; Nussbaumer, Peter; Willi, Walter  
TM 150-37 / 16.12.2009



# Lethality of Persons due to Debris Throw

Update on Recent Work in Switzerland

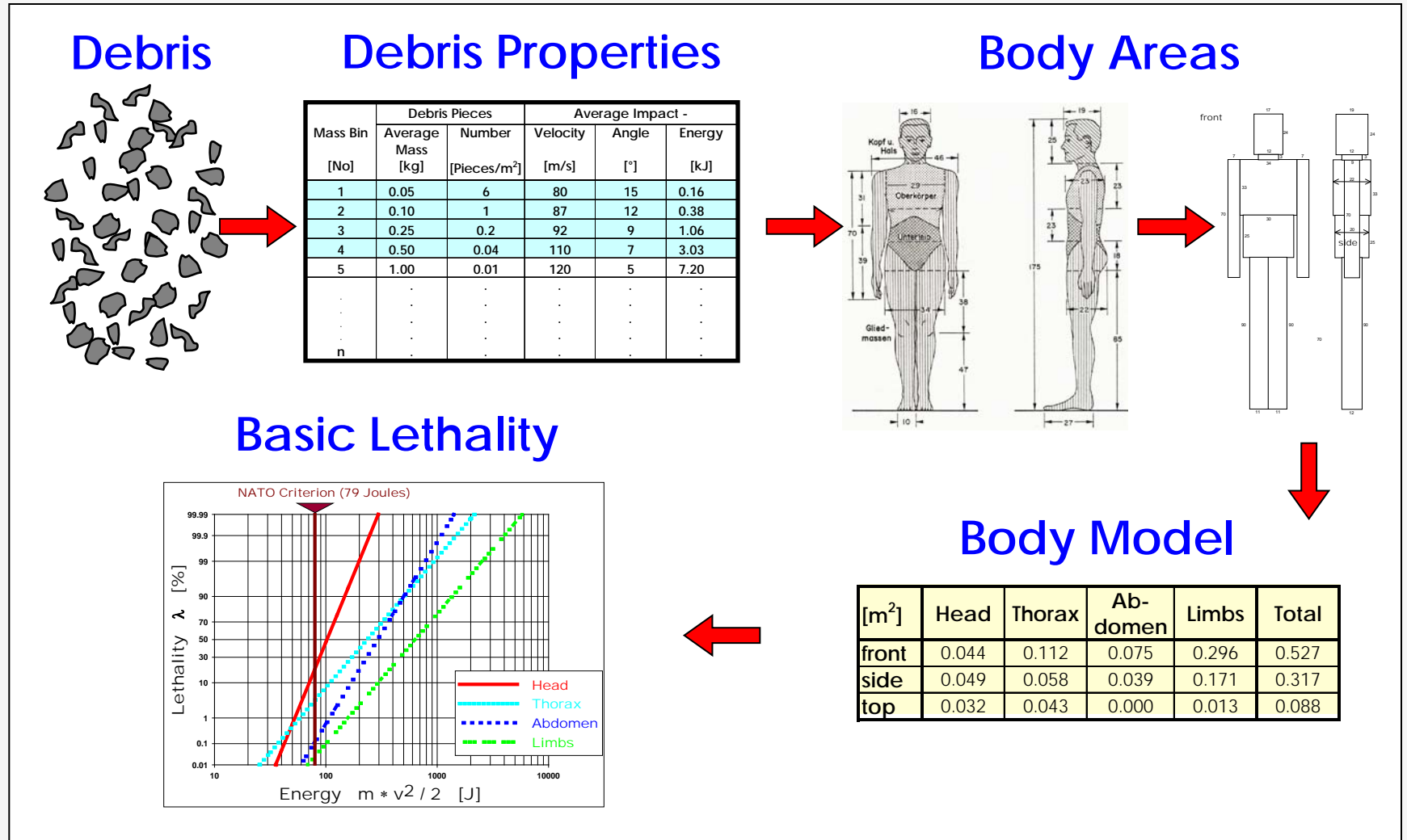
*Peter O. Kummer*

*Bienz, Kummer & Partner Ltd. - Zollikerberg/Switzerland  
on behalf of Swiss DoD - IOS - armasuisse*

1. General Calculation Procedure
2. Persons Staying in Buildings
3. Software LambdaT<sup>©</sup>
4. Application
5. Summary

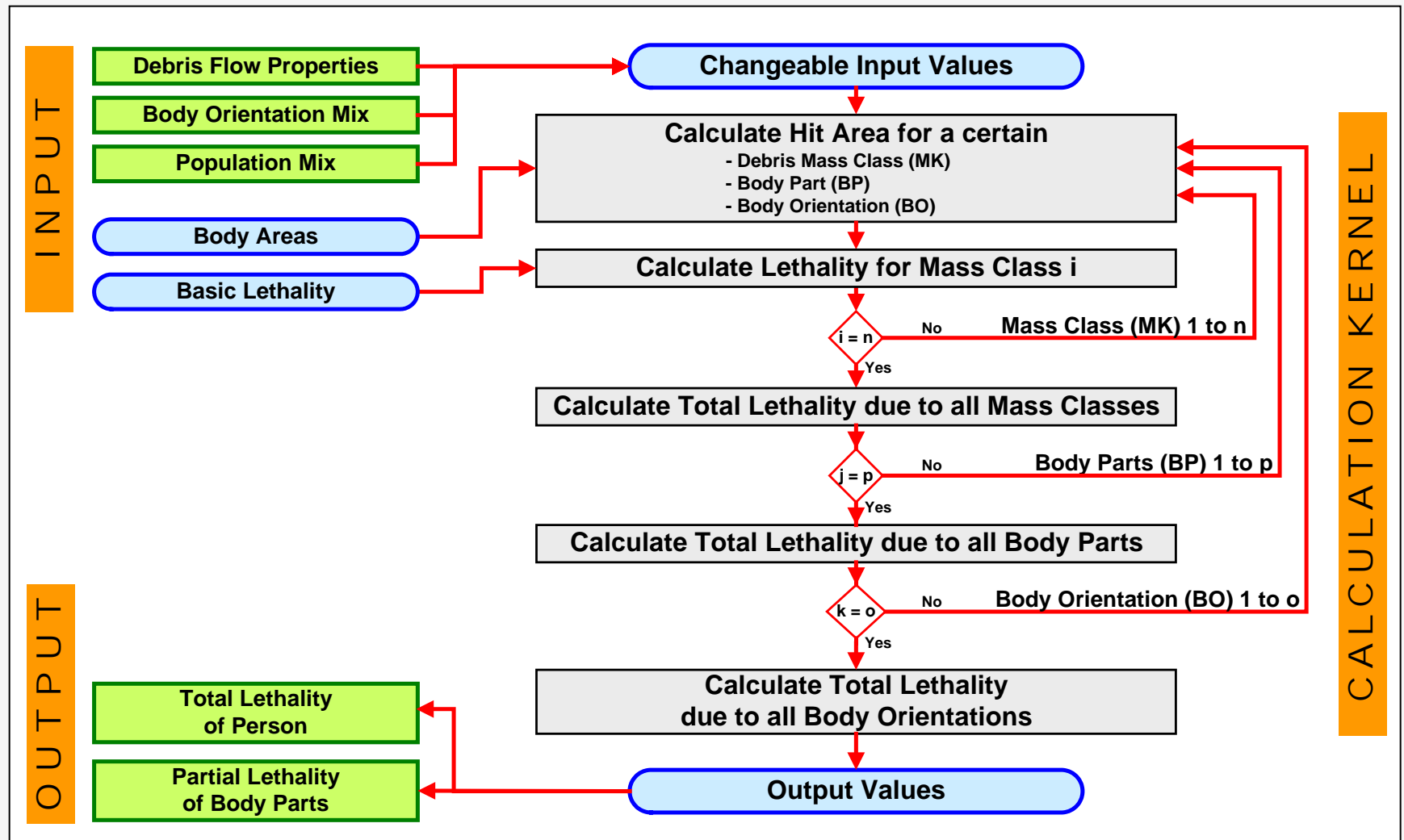
# 1. General Calculation Procedure (1)

- Overview (persons in free-field)



# 1. General Calculation Procedure (2)

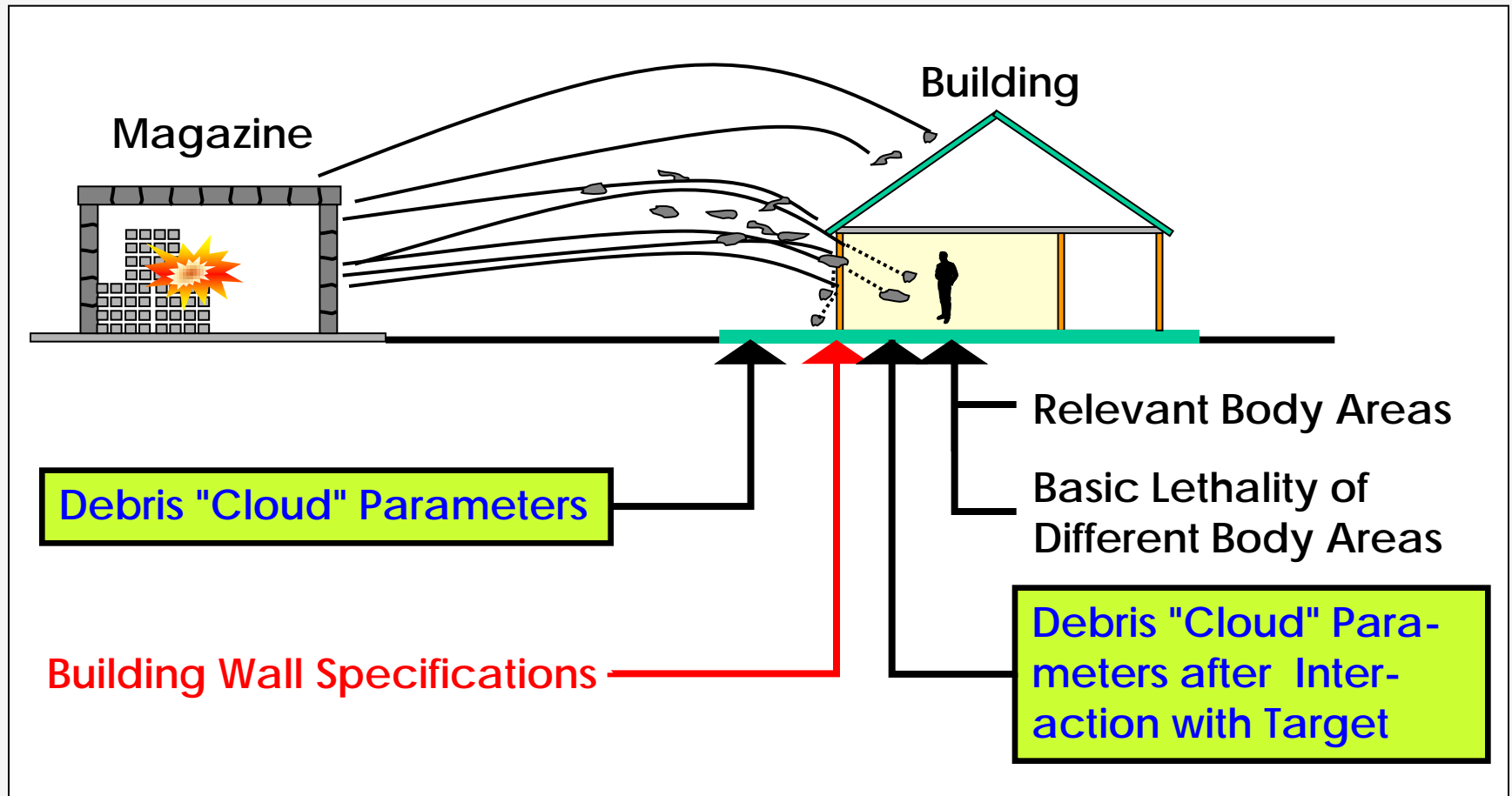
## • Calculation Flow Chart (persons in free-field)



## 2. Persons Staying in Buildings (1)

### Lethality in Free-Field versus Lethality in Buildings

➔ Protection given by building elements

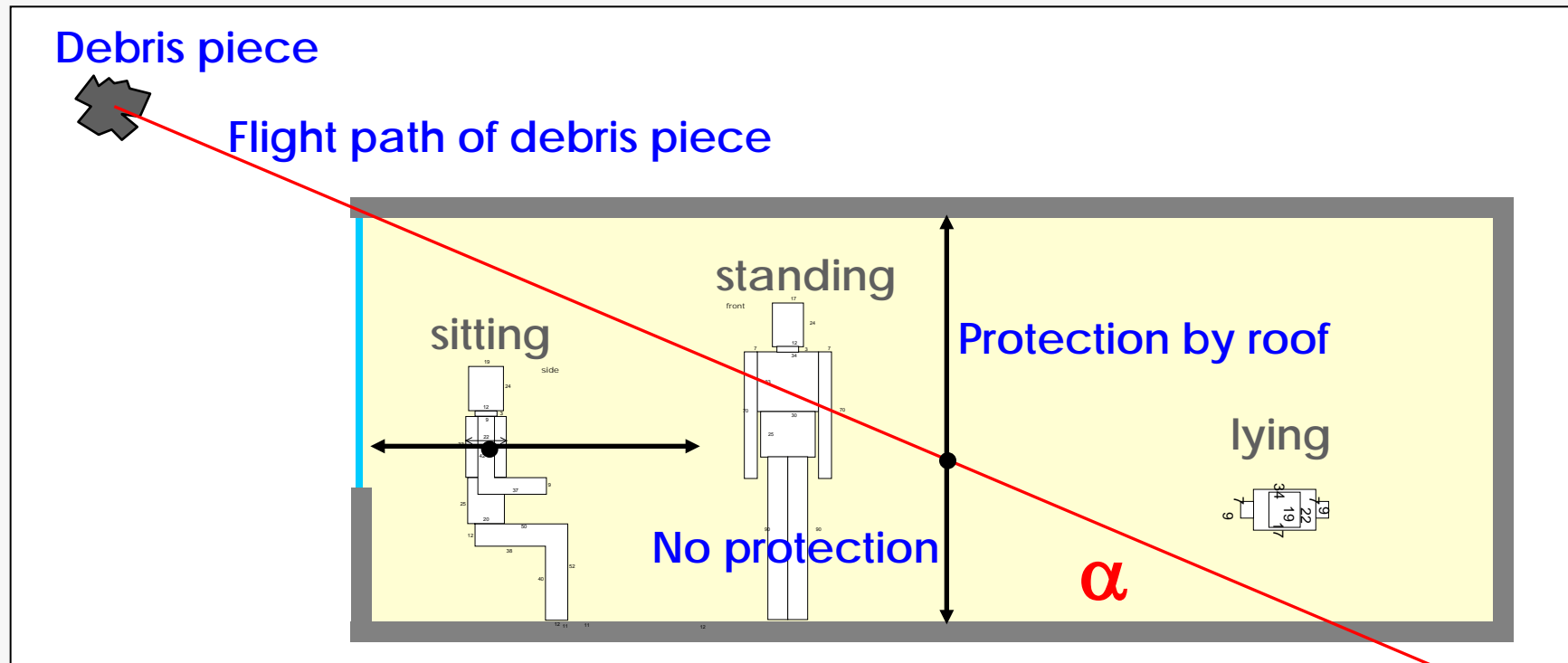


## 2. Persons Staying in Buildings (2)

### • Dependence of Lethality on

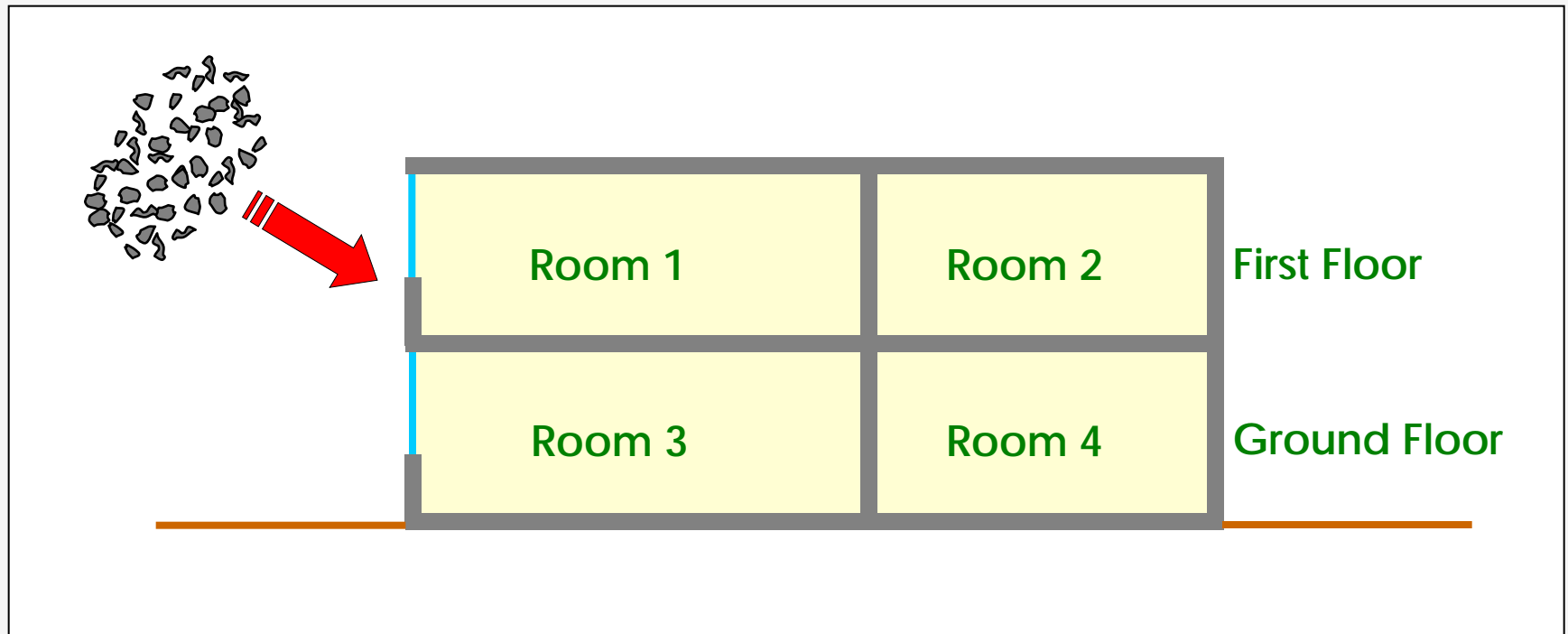
- Location of person in room
- Duration of stay at a room location
- Body position (sitting, standing, ...)
- Impact angle of debris piece  $\alpha$

➔ Protected Area Varies with Debris Mass Class / Impact Angle



### 3. Software LambdaT<sup>©</sup> (1)

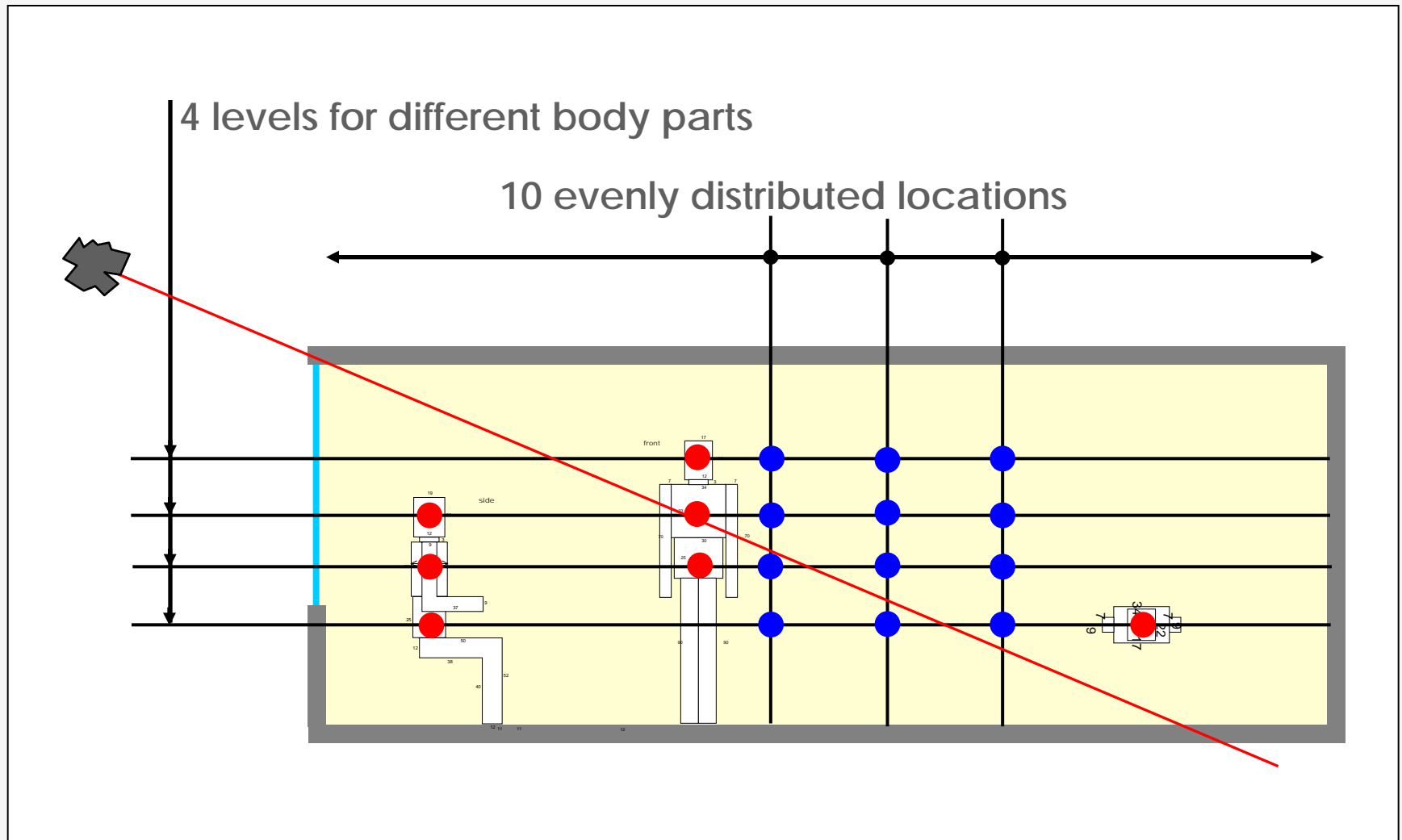
- **Basic House / Room Structure (section)**
  - Main input parameters for each room
    - Room dimensions
    - Wall and roof specifications
    - Window area
    - Exposure data





### 3. Software LambdaT<sup>©</sup> (2)

- Lethality Calculation Points (40 LCP, blue)



# 3. Software LambdaT<sup>©</sup> (3)

## • GUI - Main Input and Result Screen

The screenshot displays the 'Trümmerwurf Gebäude' software interface. The top section is the 'Input Section', which includes a title bar, a 'Date:' field, the software name 'LambdaT<sup>©</sup> - Version 0.91', a 'Fall:' field containing 'Test-Beispiel', a 'Bemerkung:' text area with four notes, a 'Dateneingabe' panel with 'Trümmer', 'Bau', and 'Mix' buttons, and a 'Run' button. Below these are checkboxes for 'Sek. Trümmerwurf', 'Drucken Resultat', 'inkl. Detail-Resultate', 'Mix variabel / FF-Mix', 'AREA', 'EXP', and 'Flächen / Klassen'. The bottom section is the 'Output / Result Section', which contains four tables for 'Raum 1' through 'Raum 4' and a 'Gesamtletalität:' table. Each table has columns for 'Bau', 'Raum', and 'Stao 1' through 'Stao 10'. The 'Gesamtletalität:' table has columns for 'Raum', 'Gebäude [%]', 'FF Raum [%]', '% Geb / FF RM', 'Freifeld [%]', and '% Geb / FF'.

**Input Section**

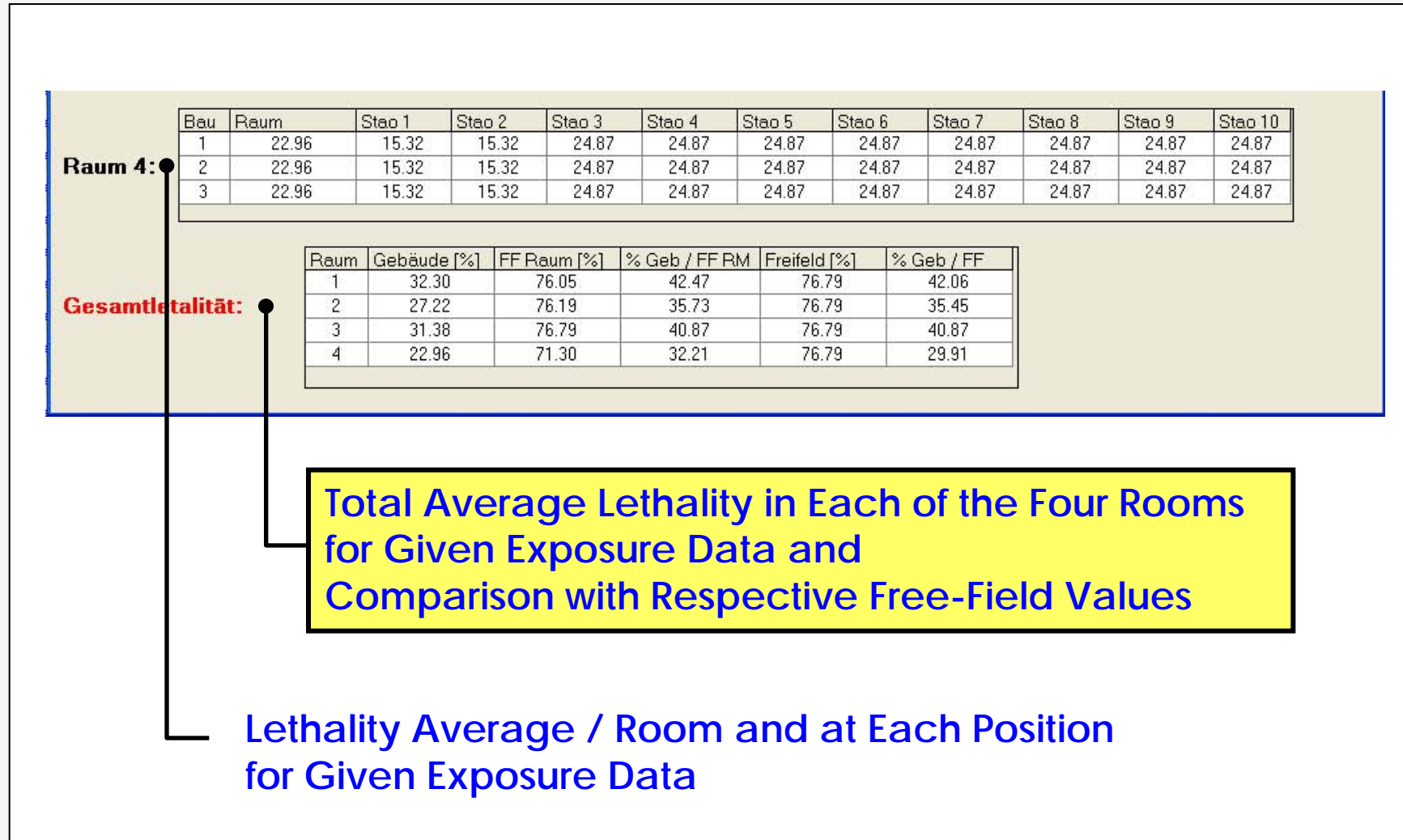
- building data
- debris data
- exposure data

**Output / Result Section**

Bau	Raum	Stao 1	Stao 2	Stao 3	Stao 4	Stao 5	Stao 6	Stao 7	Stao 8	Stao 9	Stao 10
<b>Raum 1:</b>											
1	32.64	65.30	23.87	27.24	23.87	33.37	23.87	27.24	23.87	28.62	28.68
2	35.56	84.76	23.87	27.24	23.87	33.37	23.87	27.24	23.87	28.62	28.68
3	27.85	33.37	23.87	27.24	23.87	33.37	23.87	27.24	23.87	28.62	28.68
<b>Raum 2:</b>											
1	27.22	19.09	28.13	28.13	28.13	28.13	28.13	28.13	28.13	28.13	28.13
2	27.22	19.09	28.13	28.13	28.13	28.13	28.13	28.13	28.13	28.13	28.13
3	27.22	19.09	28.13	28.13	28.13	28.13	28.13	28.13	28.13	28.13	28.13
<b>Raum 3:</b>											
1	32.01	64.00	28.45	28.45	28.45	28.45	28.45	28.45	28.45	28.45	28.45
2	32.99	73.85	28.46	28.46	28.45	28.45	28.45	28.45	28.45	28.45	28.45
3	28.45	28.46	28.45	28.45	28.45	28.45	28.45	28.45	28.45	28.45	28.45
<b>Raum 4:</b>											
1	21.58	14.75	14.75	23.86	23.86	23.86	23.86	23.86	23.86	23.86	23.86
2	21.58	14.75	14.75	23.86	23.86	23.86	23.86	23.86	23.86	23.86	23.86
3	21.58	14.75	14.75	23.86	23.86	23.86	23.86	23.86	23.86	23.86	23.86
<b>Gesamtletalität:</b>											
Raum	Gebäude [%]	FF Raum [%]	% Geb / FF RM	Freifeld [%]	% Geb / FF						
1	32.30	76.05	42.47	77.31	41.77						
2	27.22	76.19	35.73	77.31	35.21						
3	31.38	76.79	40.87	77.31	40.59						
4	21.58	69.87	30.89	77.31	27.92						

### 3. Software LambdaT<sup>©</sup> (4)

- GUI - Result Screen Details



## 3. Software LambdaT<sup>©</sup> (5)

### • Short Cuts

- Window areas are treated as open areas (glass assumed to be already broken by air blast when debris arrive at target)
- Not possible to take into account doors in interior walls
- Assumed that the flight path (angle  $\alpha$  against the ground) of the debris pieces does not change upon perforation of a building element
- Assumed that the mass of the debris pieces does not change when perforating a building element
- Secondary debris throw taken into account with a simplified procedure (reduced energy reduction)



Most of the short cuts are conservative approaches

## 4. Application (1)

- **Building Types Investigated**
  - **Common characteristics**
    - Either residential building or office block
    - Walls made of clay bricks or reinforced concrete
    - Floors made of reinforced concrete
    - Roof / roof slab made of reinforced concrete
  - **Reason for selection**
    - Perforation resistance of construction materials known

3 - EFF-2G



7-MFF-3G



14 - IHF-1G




16 - BUF-3G



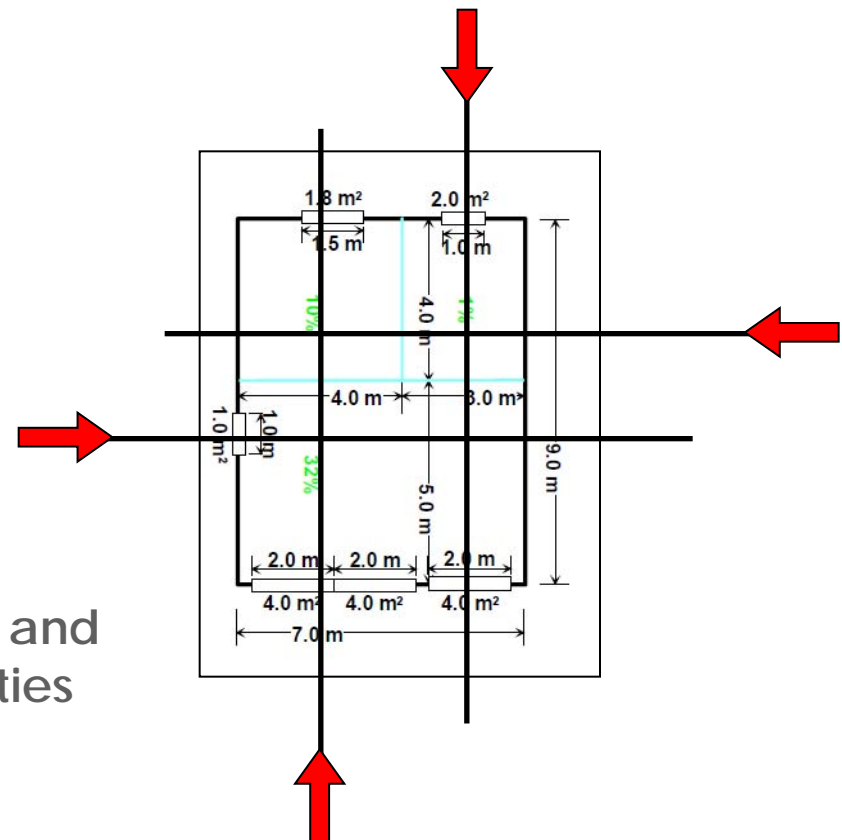
## 4. Application (2)

- From the Real Building to a Manageable Model

real building



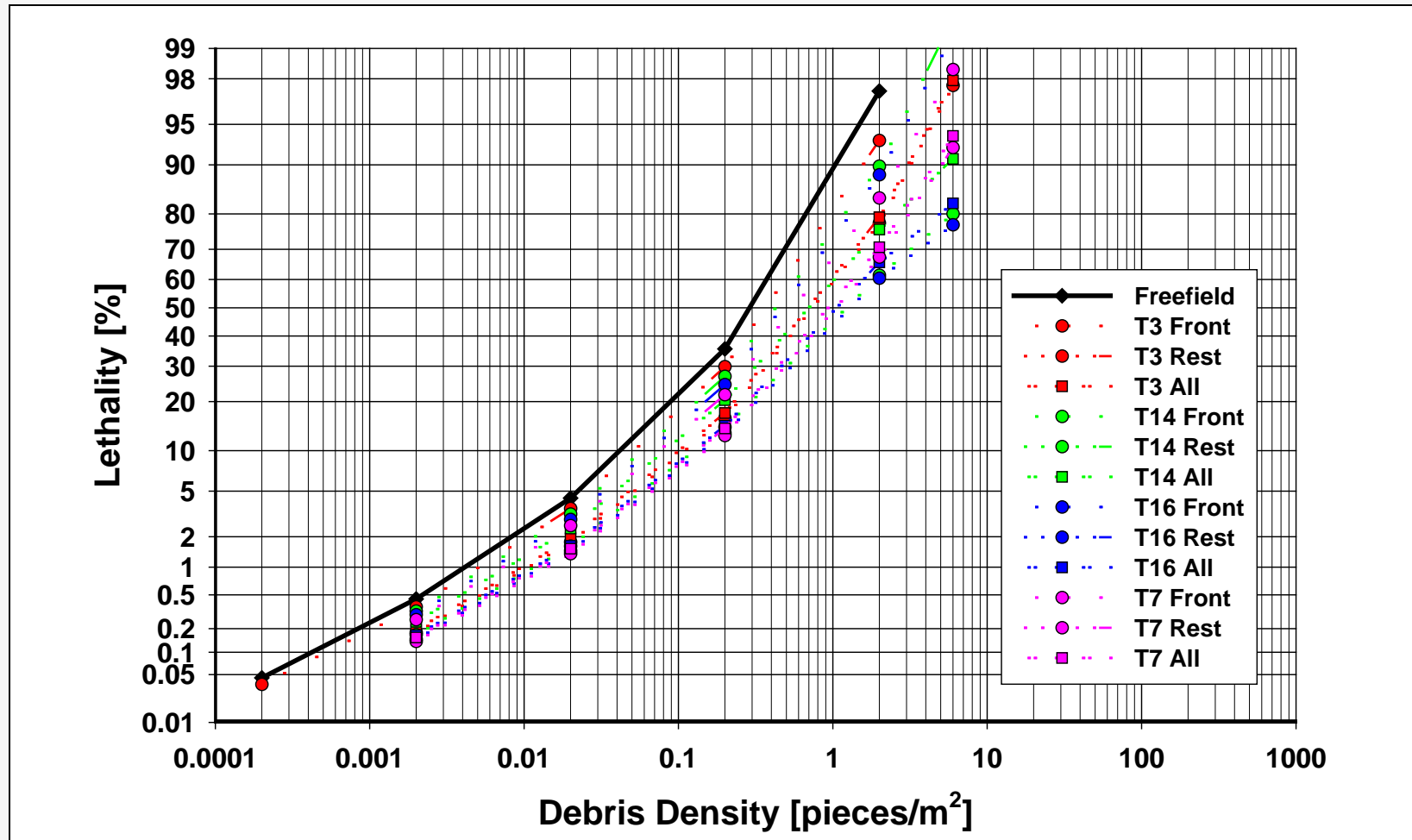
simplified ground plan



For various building sections and various debris number densities average lethalties were calculated with **LambdaT**®

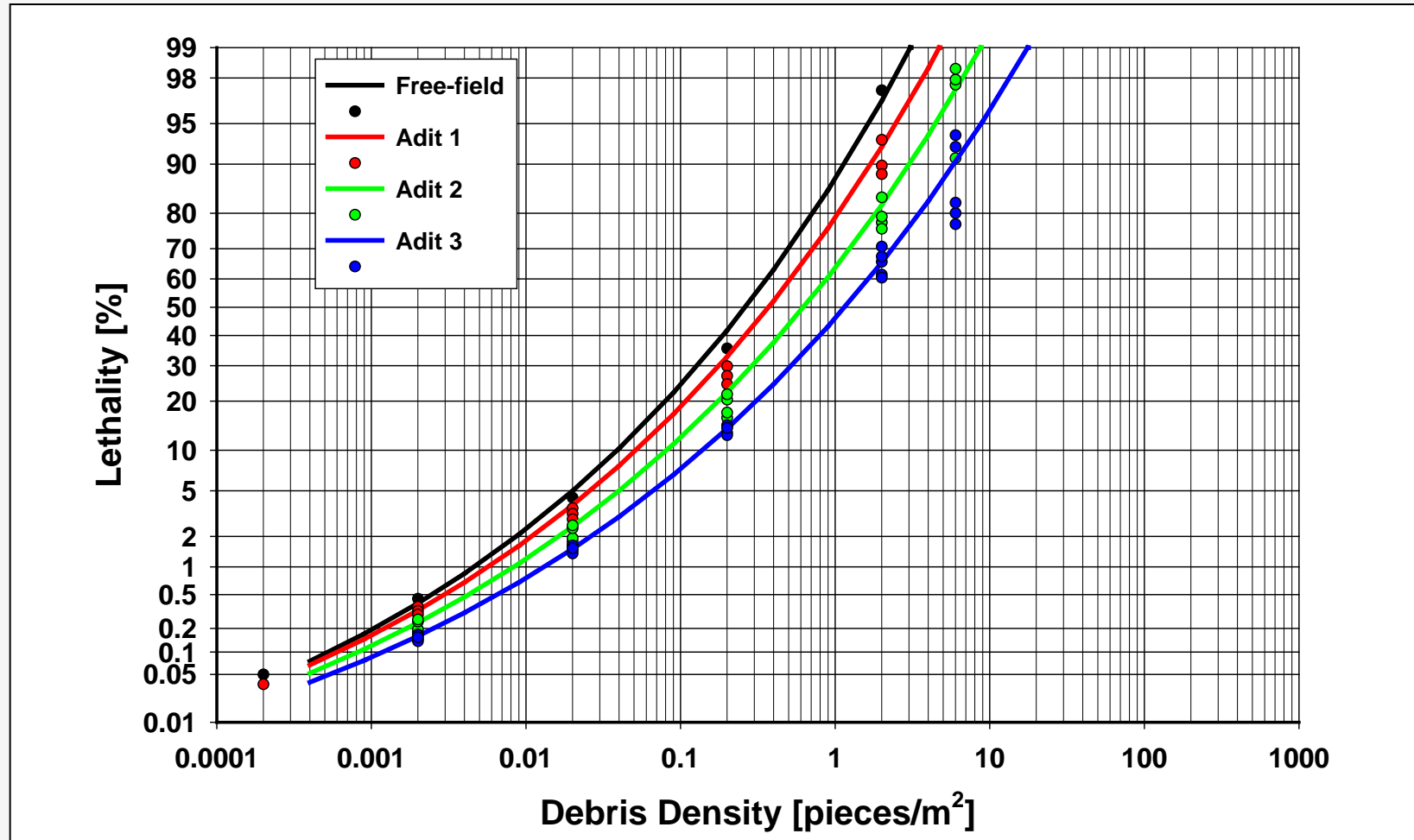
## 4. Application (3)

- **Lethality due to Adit Debris from Underground Installations**
  - All 4 building types - relevant cross-sections calculated



## 4. Application (4)

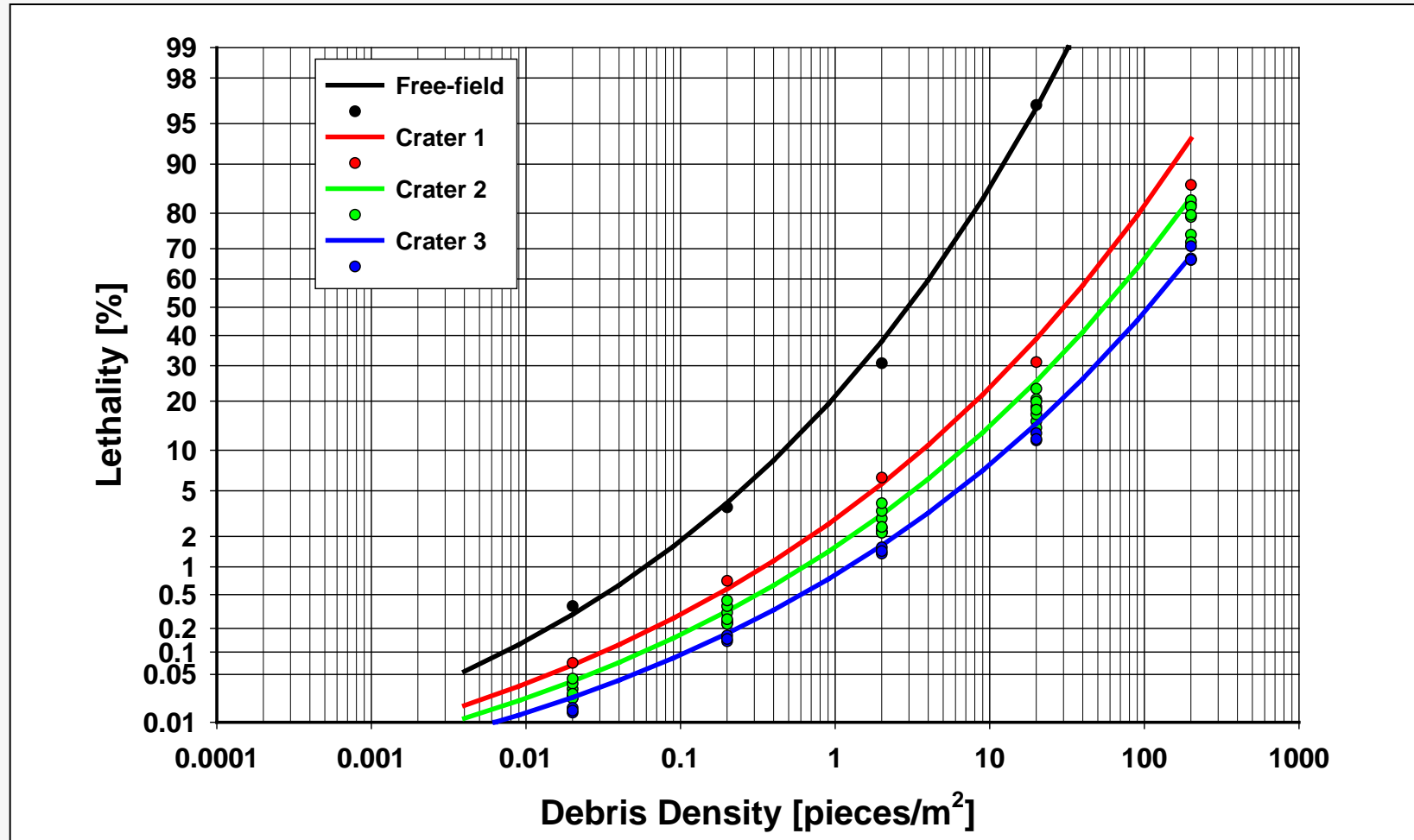
- **Lethality due to Adit Debris from Underground Installations**
  - Simplified representative curves





## 4. Application (5)

- **Lethality due to Crater Debris from Underground Installations**
  - Simplified representative curves



## 4. Application (6)

- Connection Between Building Types and Window Area with Representative Lethality Curves

Building-Type		Windows Area, Orientation	Adit Debris Throw			Crater Debris Throw		
No.	Code		A1	A2	A3	C1	C2	C3
3	EFF-2G	1)		X			X	
		2)	X			X		
		3)		X			X	
7	MFF-3G	1)			X		X	
		2)		X			X	
		3)			X		X	
14	IHF-1G	1)		X				X
		2)	X				X	
		3)			X			X
16	BUF-3G	1)			X			X
		2)	X				X	
		3)			X			X

1) All facades: window width < 50% of facade width

2) At least one facade with  $\geq 50\%$  window width (and h window > 0.5m )  
and a facade  $\geq 50\%$  window width facing the PES

3) At least one facade with  $\geq 50\%$  window width  
and a facade < 50% window width facing the PES

## 5. Summary

---

- Procedure and software available to calculate lethality of persons - staying inside buildings or in the open - due to debris throw from explosions
- Any type of buildings may be investigated with LambdaT<sup>©</sup>
- Debris may originate from explosions in any type of structure or in free-field (building debris, crater debris)
- The explosion may be accidental or terrorist attack related
- Procedure can easily be adjusted, also allowing to calculate lethality due to primary fragments from detonating ammunition

 **More realistic than applying the 79 J criteria**