



Information and Technology for Better Decision Making

**Service Academy 2006
Gender Relations Survey
Tabulations of Responses**



Additional copies of this report may be obtained from:

Defense Technical Information Center

ATTN: DTIC-BRR

8725 John J. Kingman Rd., Suite #0944

Ft. Belvoir, VA 22060-6218

Or from:

<http://www.dtic.mil/dtic/order.html>

Ask for report by ADA 531 563

**SERVICE ACADEMY 2006
GENDER RELATIONS SURVEY:
TABULATIONS OF RESPONSES**

**Defense Manpower Data Center
Survey & Program Evaluation Division
1600 Wilson Boulevard, Suite 400, Arlington, VA 22209-2593**

Acknowledgments

Defense Manpower Data Center (DMDC) is indebted to numerous people for their assistance with the *Service Academy 2006 Gender Relations Survey* (SAGR 2006), which was conducted on behalf of the Office of the Under Secretary of Defense for Personnel and Readiness (OUSD[P&R]). DMDC's survey program is conducted under the leadership of Anita Lancaster, Assistant Director for Program Management, and Timothy Elig, Chief of the Survey and Program Evaluation Division.

Policy officials contributing to the development of this survey include: Gail McGinn, Deputy Under Secretary for Plans (OUSD[P&R]); COL William Huleatt, USA, and BG Thomas Cuthbert, USA (Ret.), Defense Task Force on Sexual Assault in the Military Services; Darlene Sullivan, Office of the Assistant Secretary of the Army, Manpower and Reserve Affairs; Susan Roberts, Office of the Assistant Secretary of the Navy, Manpower and Reserve Affairs; and Major Douglas Wall, Chief, United States Air Force Academy and Accessions Activities Division, Directorate of Learning and Force Development, Deputy Chief of Staff, Personnel; Brig. Gen. K.C. McClain, USAF, Kaye Whitley, and Bonita Soley (Sexual Assault Prevention and Response Office); and James Love and Jerry Anderson). Other important contributors to survey development include Louise Fitzgerald, Fritz Drasgow, and Alayne Ormerod (University of Illinois at Urbana-Champaign) and Laura Miller (RAND).

Logistics for the survey were arranged by Jim Rodgers, SRA International, Inc. Mr. Rodgers coordinated with representatives from the Service Academies, who were invaluable in helping DMDC with reviews of the survey instrument and survey administration. DMDC is grateful to LTC Michael Johnson, Dennis Kelly, and Douglas Gallagher (U.S. Military Academy [USMA]); CAPT Glenn Gottschalk, USN (Ret.), Susan Warren, and Lou Cox (U.S. Naval Academy [USNA]); and Kathleen O'Donnell, Lt. Col. Tony Klucking, and TSgt. Denise O'Connor (U.S. Air Force Academy [USFA]).

DMDC's Program Evaluation Branch, led by Brian Lappin, Branch Chief, is responsible for the development of questionnaires in DMDC's survey program. The lead developer of this survey was Rachel Lipari, Human Relations Survey Team Leader. Under her guidance, Karen Wessels designed the unique presentation of complex items used in this tabulation volume, with support from Megan Shaw, Consortium Research Fellow.

DMDC's Survey Technology Branch, led by James Caplan, Branch Chief, is responsible for data editing for tabulations and briefings. The lead data analyst was Margaret Emma Holland, SRA International, Inc. She was supported by Matthew Perry, Consortium Research Fellow, in these efforts. Jacqueline Malone, SRA International, Inc., formatted and assembled this tabulation volume using DMDC's Survey Reporting Tool.

DMDC's Personnel Survey Branch, led by Richard Riemer, former Branch Chief, and Jean Fowler, current Branch Chief, were responsible for sampling and weighting methods used in the SAGR2006. The lead statistician on this survey was Michael Paraloglou, SRA International, Inc.

Table of Contents

	<u>Page</u>
Introduction to the Survey	1
Survey Methodology.....	3
Tabulation Procedures	4
References.....	13
Tabulations of Responses.....	15
Survey Instrument.....	407

List of Tabulations by Question Number

<u>Question</u>	<u>Page</u>
-----------------	-------------

BACKGROUND INFORMATION

1.	Which Service Academy do you attend?	16
2.	Are you {Male} {Female}?.....	18
3.	What is your Class year?.....	20

EDUCATION AND TRAINING

4.	Do you understand the following?	22
a.	The difference between sexual harassment and sexual assault.....	22
b.	How to report sexual harassment	24
c.	How to report sexual assault.....	26
d.	The difference between restricted and unrestricted reporting of sexual assault	28
e.	How to report stalking	30
f.	How to avoid situations that might increase the risk of sexual assault	32
g.	How to obtain medical care following a sexual assault	34
h.	How to obtain counseling following a sexual assault	36
i.	The services that your Academy's legal office can provide to a victim in response to sexual assault	38
j.	The general responsibilities of law enforcement and criminal investigative agencies in response to sexual assaults.....	40

k.	The role of the chain of command in handling sexual assaults.....	42
l.	Where to go if you need additional information on the areas above	44
5.	Have you received training since June 2005 on topics related to sexual harassment? Constructed from Q5.....	46
5.	Have you received training since June 2005 on topics related to sexual assault? Constructed from Q5	48
5.	In your opinion, how effective was the training you received since June 2005 in actually reducing/preventing behaviors that might be seen as sexual harrassment?	50
5.	In your opinion, how effective was the training you received since June 2005 in actually reducing/preventing behaviors that might be seen as sexual assault?.....	52
6.	In accordance with your Academy's current policies, would the following events be considered sexual harassment, sexual assault, or neither? Assume the behaviors were offensive and harmful to you	54
a.	A person you know repeatedly posted nude pictures of you on an Academy bulletin board or Web site	54
b.	Your ex-girlfriend/boyfriend had sex with you without your consent	56
c.	Someone repeatedly showed you pornographic materials, even after you asked him/her not to	58
d.	A person you know spread false rumors about your sexual behaviors	60
e.	You were drinking with someone and you were both a little drunk when he/she forced you to have sex	62
f.	Someone threatened to ruin your reputation unless you had sex with him/her	64
g.	Someone forced you to touch his/her genitalia	66

OPPORTUNITIES AND TREATMENT

7.	At your Academy, do you think the faculty/staff/leaders hold men and women to the same standards for.....	68
a.	Academic achievement?.....	68
b.	Assignment of leadership positions?	70
c.	Military performance?	72
d.	Honor Board decisions?.....	74
8.	At your Academy, to what extent do you think.....	76
a.	Women get lesser punishment than men who commit the same offenses?	76

b.	Achievements by men get more recognition than achievements by women?	78
c.	Better qualified men get passed over for leadership positions because it would look better for equal opportunity for a woman to have the position?	80
9.	At your Academy, do you think the following persons treat students with equal dignity and respect regardless of gender?	82
a.	Cadet/midshipman leaders	82
b.	Cadets/midshipmen not in appointed leadership positions	84
c.	Commissioned officers directly in charge of your unit	86
d.	Non-commissioned officers assigned to your unit	88
e.	Academy senior leadership (e.g., Superintendent, Commandant, Vice/Deputy Commandant, Dean)	90
f.	Military academic faculty	92
g.	Civilian academic faculty	94
h.	Athletic staff (e.g., coaches, trainers)	96
i.	Academy security forces, military and civilian police	98

ACADEMY CULTURE

10.	At your Academy, do you think the persons below make honest and reasonable efforts to stop sexual harassment and sexual assault?	100
a.	Cadet/midshipman leaders	100
b.	Cadets/midshipmen not in appointed leadership positions	102
c.	Commissioned officers directly in charge of your unit	104
d.	Non-commissioned officers assigned to your unit	106
e.	Academy senior leadership (e.g., Superintendent, Commandant, Vice/Deputy Commandant, Dean)	108
f.	Military academic faculty	110
g.	Civilian academic faculty	112
h.	Athletic staff (e.g., coaches, trainers)	114
11.	To what extent do you think current cadet/midshipman leaders create a culture in which	116
a.	Sexual harassment is not tolerated?	116
b.	Sexual assault is not tolerated?	118
12.	To what extent do you think students at your Academy	120
a.	Allow personal loyalties to affect reporting of sexual harassment?	120

b.	Allow personal loyalties to affect reporting of sexual assault?	122
c.	Do not report sexual assault out of concern they or others will be punished for infractions, such as fraternization or underage drinking?	124
13.	Based on the behavior you have observed, to what extent are students at your Academy willing to	126
a.	Confront other students who engage in sexual harassment, including inappropriate comments and actions?	126
b.	Report other students who continue to engage in sexual harassment after having been previously confronted?	128
c.	Report other students who commit sexual assault?	130
14.	To what extent	132
a.	Are male students at your Academy protective of their female peers, as they would be of their sisters?	132
b.	Are female students at your Academy protective of their male peers, as they would be of their brothers?	134
c.	Do men at your Academy like to be in workgroups/teams with women?	136
d.	Do women at your Academy like to be in workgroups/teams with men?	138
e.	Do people at your Academy who sexually harass others get away with it?	140
f.	Do students at your Academy feel comfortable reporting sensitive issues, such as discrimination, harassment, or sexual assault to Academy staff?	142
g.	Would you feel responsible for stopping another student from having sex with someone who seems too intoxicated to consent?	144
h.	Would you feel responsible for stopping another student who is sexually harassing other(s)?	146
i.	Would you feel responsible to get help (e.g., medical, psychological) for another student who had been sexually assaulted?	148
15.	To what extent do you feel safe from being sexually harassed at the following times and locations?	150
a.	During the academic day	150
b.	During breakfast/lunch/dinner in the dining hall	152
c.	During evening study period	154
d.	On Academy grounds, during the weekend	156

- e. On Academy grounds, in dorm/barracks/living and sleeping area 158
 - f. On Academy grounds, not in dorm/barracks/living and sleeping area..... 160
 - g. Off Academy grounds, at an Academy-sponsored event..... 162
 - h. Off Academy grounds, while on leave..... 164
 - i. Off Academy grounds, while on pass/liberty 166
 - j. Over the Internet/chat rooms/instant or text messages..... 168
 - k. During summer experience/training/duty 170
16. To what extent do you feel safe from being sexually assaulted at the following times and locations? 172
- a. On Academy grounds, in dorm/barracks/living and sleeping area 172
 - b. On Academy grounds, not in dorm/barracks/living and sleeping area..... 174
 - c. On Academy grounds, after lights out..... 176
 - d. On Academy grounds, during the weekend 178
 - e. Off Academy grounds, at an Academy-sponsored event..... 180
 - f. Off Academy grounds, while on leave..... 182
 - g. Off Academy grounds, while on pass/liberty 184
 - h. During summer experience/training/duty 186

UNWANTED ATTENTION

17. Since June 2005, has someone assigned to your Academy, including students and military/civilian personnel, engaged in the following unwanted and uninvited behaviors?..... 188
- a. Followed or spied on you in public areas (e.g., in the library or while off Academy grounds)..... 188
 - b. Spied on you in private areas (e.g., watched you while you were changing clothes or showering) 190
 - c. Sent you unsolicited messages (e.g., e-mails, instant messages, notes, or letters)..... 192
 - d. Made unsolicited phone calls to you 194
 - e. Showed up at places where you were even though he/she had no reason to be there (e.g., athletic practices)..... 196
 - f. Left unwanted items for you to find (e.g., gifts or other items) 198
 - g. Stood outside or hung around your dorm room or classroom even though he/she had no reason to be there 200
 - h. Vandalized or tampered with your belongings 202

i.	Took personal items that belonged to you	204
j.	Took your picture or videotaped you without your consent.....	206
k.	Other.....	208
17.	Stalking incident rate: Constructed from Q17a-Q17k. Stalking can be defined as experiences that would cause a reasonable person to fear physical harm, including sexual assault. Respondents who indicated experiencing one or more behaviors and indicated they feared physical harm, including sexual assault, are counted as having been stalked.	210
18.	If you experienced stalking behaviors AND felt in danger of physical harm or sexual assault, did you discuss/report your experience(s) with/to someone in your chain of command or an Academy official? Constructed from Q17 and Q18.....	212
18.	If you experienced stalking behaviors, but did NOT feel in danger of physical harm or sexual assault, did you discuss/report your experience(s) with/to someone in your chain of command or an Academy official? Constructed from Q17 and Q18.....	214
18.	Did you discuss/report your experience(s) with/to someone in your chain of command or an Academy official?.....	216

UNWANTED GENDER-RELATED EXPERIENCES
--

19.	How often since June 2005 have you been in situations involving persons assigned to your Academy, including students and military/civilian personnel, where one or more of these individuals (of either gender)	218
a.	Repeatedly told sexual stories or jokes that were offensive to you? ...	218
b.	Referred to people of your gender in insulting or offensive terms?	220
c.	Made unwelcome attempts to draw you into a discussion of sexual matters (e.g., attempted to discuss or comment on your sex life)?	222
d.	Treated you "differently" because of your gender (e.g., mistreated, slighted, or ignored you)?	224
e.	Made offensive remarks about your appearance, body, or sexual activities?	226
f.	Made gestures or used body language of a sexual nature that embarrassed or offended you?	228
g.	Made offensive sexist remarks (e.g., suggesting that people of your gender are not suited for the kind of work you do)?	230
h.	Made unwanted attempts to establish a romantic sexual relationship with you despite your efforts to discourage it?	232
i.	Put you down or was condescending to you because of your gender?.....	234

j.	Continued to ask you for dates, drinks, dinner, etc., even though you said "No"?	236
k.	Made you feel like you were being bribed with some sort of reward or special treatment to engage in sexual behavior?	238
l.	Made you feel threatened with some sort of retaliation for not being sexually cooperative?	240
m.	Touched you in a way that made you feel uncomfortable?	242
n.	Intentionally cornered you or leaned over you in a sexual way?	244
o.	Treated you badly for refusing to have sex?	246
p.	Implied better leadership positions or better treatment if you were sexually cooperative?	248
q.	Made sexually suggestive comments, gestures, or looks (e.g., stared at your body)?	250
r.	Attempted to have sex with you without your consent or against your will, but was not successful?	252
s.	Had sex with you without your consent or against your will?	254
t.	Other unwanted gender-related behavior?	256
19.	Crude/Offensive Behavior incident rate: Constructed from Q19a, Q19c, Q19e, and Q19f. Crude/Offensive Behavior can be defined as verbal and nonverbal behaviors of a sexual nature that were offensive or embarrassing	258
19.	Unwanted Sexual Attention incident rate: Constructed from Q19h, Q19j, Q19m, and Q19n. Unwanted Sexual Attention can be defined as attempts to establish a sexual relationship or to engage in sexually suggestive behavior	260
19.	Three-Item Unwanted Sexual Attention incident rate: Constructed from Q19h, Q19j, and Q19m, the identical items on SASA 2005 survey. Unwanted Sexual Attention can be defined as attempts to establish a sexual relationship or to engage in sexually suggestive behavior	262
19.	Sexual Coercion incident rate: Constructed from Q19k, Q19l, Q19o, and Q19p. Sexual Coercion can be defined as classic quid pro quo, instances of special treatment or favoritism conditional on sexual cooperation	264
19.	Sexist Behavior incident rate: Constructed from Q19b, Q19d, Q19g, and Q19i. Sexist Behavior can be defined as verbal and nonverbal behaviors that convey insulting, offensive, or condescending attitudes based on the gender of the student	266
19.	Behaviors Against One's Will and Without Consent incident rate: Constructed from Q19r and Q19s. Behaviors Against One's Will and Without Consent can be defined as attempted and/or actual sexual relations without the student's consent or against his or her will	268

20. How many of the behaviors listed in the previous question, that you marked as happening to you, do you consider to have been sexual harassment? 270

20. Sexual Harassment incident rate: Constructed from Q19a, Q19c, Q19e, Q19f, Q19h, Q19j, Q19k, Q19l, Q19m, Q19n, Q19o, Q19p and Q20. Sexual Harassment can be defined as experiences of Crude/Offensive Behavior, Unwanted Sexual Attention, or Sexual Coercion 272

20. Eleven-Item Sexual Harassment incident rate: Constructed from Q19a, Q19c, Q19e, Q19f, Q19h, Q19j, Q19k, Q19l, Q19m, Q19o, Q19p, and Q20, the identical items on SASA 2005 survey. Sexual Harassment can be defined as experiences of Crude/Offensive Behavior, Unwanted Sexual Attention, or Sexual Coercion 274

UNWANTED GENDER-RELATED SITUATION WITH THE GREATEST EFFECT

21. Which of the following categories best describe(s) the behavior(s) in the situation? {Sexist Behavior} {Crude/Offensive Behavior} {Unwanted Sexual Attention} {Sexual Coercion} {Other} 276

21. Combinations of Unprofessional, Gender-Related Behaviors: Constructed from Q21 278

22. How long did this situation last, or if continuing, how long has it been going on? 280

23. Where and when did this situation occur? 282

 a. During the academic day 282

 b. During breakfast/lunch/dinner in the dining hall 284

 c. During evening study period 286

 d. On Academy grounds, during the weekend 288

 e. On Academy grounds, in dorm/barracks/living and sleeping area 290

 f. On Academy grounds, not in dorm/barracks/living and sleeping area 292

 g. Off Academy grounds, at an Academy-sponsored event 294

 h. Off Academy grounds, while on leave 296

 i. Off Academy grounds, while on pass/liberty 298

 j. Over the Internet/chat rooms/instant or text messages 300

 k. During summer experience/training/duty 302

24. Who was the offender(s) in this situation? {Detailed list of various affiliations to the Academy} 304

24. Who was the offender(s) in this situation? {Collapsed list of various affiliations to the Academy} 306

25. Was the offender(s)? {Details on number and gender}..... 308

25. What was the gender of the offender(s)? Constructed from Q25 310

25. Did the situation involve multiple offenders? Constructed from Q25 312

26. Did you talk about this situation with a {Parent/family member?}
{Boyfriend/girlfriend, roommate, or friend?} 314

27. Did you discuss/report this situation with/to any authority or organization? ... 316

28. Did you discuss/report this situation with/to the following authorities or
organizations? 318

29. What actions were taken in response to your discussion/report? 320

 a. The situation was/is being corrected..... 320

 b. Person(s) who bothered you was/were talked to about the behavior.. 322

 c. Your complaint was/is being investigated 324

 d. You were kept informed of what actions were being taken 326

 e. You were encouraged to drop the complaint 328

 f. Your complaint was discounted or not taken seriously 330

 g. Action was/is being taken against you 332

 h. Some other action was/is being taken 334

30. Did you formally report this situation?..... 336

31. What were your reasons for not reporting this situation? (subitems a-g)..... 338

31. What were your reasons for not reporting this situation? (subitems h-m)..... 340

UNWANTED SEXUAL CONTACT

32. Since June 2005, have you experienced any of the following sexual
contacts that were against your will or occurred when you did not or could
not consent where someone: sexually touched you (e.g., intentional
touching of genitalia, breasts, or buttocks) or made you sexually touch
them; attempted to make you have sexual intercourse, but was not
successful; made you have sexual intercourse; attempted to make you
perform or receive oral sex, anal sex, or penetration by a finger or object,
but was not successful; made you perform or receive oral sex, anal sex, or
penetration by a finger or object? 342

32. 2006 Service Academy Unwanted Sexual Contact incident rate.
Unwanted Sexual Contact can be defined as having experienced without
your consent and against your will forced performance or receipt of sexual
touching (e.g., intentional touching of genitalia, breasts, or buttocks),
attempted or completed sexual intercourse, oral sex, anal sex, or
penetration by a finger or object 344

33. What did the person(s) do during this situation?..... 346

33.	Combinations of Unwanted Sexual Contact. Constructed from Q33	348
34.	Where did the incident take place?.....	350
35.	Did this incident occur during summer experience/training/duty?.....	352
36.	Who was the offender(s) in this situation? {subitems a-i}	354
36.	Who was the offender(s) in this situation? Constructed from Q36a-Q36h....	356
37.	Was the offender(s) {Details on number and gender}?.....	358
37.	What was the gender of the offender(s)? Constructed from Q37	360
37.	Did the incident involve multiple offenders? Constructed from Q37	362
38.	Did the incident occur {Details on involvement of alcohol/drugs}?.....	364
39.	Did the offender(s) {Details on type of threat}?.....	366
40.	Prior to the assault, did any of the offender(s) {Sexually harass you?} {Stalk you?}.....	368
41.	Did you talk about this situation with a {Parent/family member?} {Boyfriend/girlfriend, roommate, or friend?}... ..	370
42.	Did you seek professional help/treatment or use other support services following the incident?	372
43.	Did you discuss/report this situation to any authority or organization?	374
44.	What actions were taken in response to your report?.....	376
	a. Your report was investigated	376
	b. You were kept informed of the status of the investigation.....	378
	c. Action was taken against the offender	380
	d. Some other action was taken.....	382
45.	When you reported this situation were you offered... ..	384
	a. Sexual assault advocacy services (e.g., referrals or offers to accompany/transport you to appointments)?	384
	b. Medical, forensic, and counseling services?.....	386
46.	What were your reasons for not reporting the situation? (subitems a-h)	388
46.	What were your reasons for not reporting the situation? (subitems i-o).....	390

PRIOR EXPERIENCES

47.	Prior to your admission to the Academy as a student, were you ever {Sexually harassed?} {Sexually assaulted?}.....	392
-----	---	-----

HOW ARE WE DOING

48.	In your opinion, has sexual harassment become more or less of a problem at your Academy since you became a student?	394
-----	--	-----

49.	In your opinion, has sexual assault become more or less of a problem at your Academy since you became a student?	396
50.	During summer experience/training/duty at or away from your Academy, to what extent do students experience.....	398
	a. Sexual harassment?	398
	b. Sexual assault?	400
51.	In your opinion, how often does sexual harassment occur at the Service Academies compared to civilian colleges/universities?	402
52.	In your opinion, how often does sexual assault occur at the Service Academies compared to civilian colleges/universities?	404

SERVICE ACADEMY 2006 GENDER RELATIONS SURVEY: TABULATIONS OF RESPONSES

Introduction to the Survey

The *Service Academy 2006 Gender Relations Survey* (SAGR 2006) is the third of five surveys designed to track unwanted sexual contact/sexual assault and sexual harassment issues at the Service Academies in response to the National Defense Authorization Act (NDAA) for Fiscal Year (FY) 2004. The first survey in this series was conducted in 2004 by the Department of Defense (DoD) Inspector General (IG).¹ Subsequent surveys in 2005 and 2006 were conducted by Defense Manpower Data Center (DMDC).

This report contains tabulations of responses from SAGR 2006, which was conducted in March and April 2006. This introduction (1) summarizes the survey content, (2) defines the total population surveyed and the subgroups used in tabulations of responses, (3) summarizes the survey methodology,² and (4) provides details on how to use the tabulations. The tabulations and a copy of the questionnaire follow this introduction.

Survey Content

The SAGR 2006 survey was subdivided into the following eight topic areas:

1. *Background Information*—Service Academy, gender, and Academy class year.
2. *Education and Training*—Effectiveness of training in sexual harassment and sexual assault and understanding of related actions (knowledge of what constitutes each offense, reporting, receiving assistance, etc.).
3. *Academy Culture*—Gender differences in standards, opportunities, and treatment. Academy and student leadership's support to stop sexual harassment and sexual assault, impact of personal loyalties on reporting sexual harassment and sexual assault, and perceptions of safety from being sexually harassed or sexually assaulted.
4. *Unwanted Attention*—Experiences of unwanted behaviors.
5. *Unwanted Gender-Related Experiences*—Experiences of unprofessional, gender-related behaviors (including sexual harassment). Details include type of behavior experienced, duration of the situation(s), when and where situation(s) occurred, characteristics of offenders, to whom behaviors were

¹ Details are reported in Office of the Inspector General of the Department of Defense (2005).

² Details on survey methodology are reported in DMDC (2006).

reported, and if applicable, actions taken in response to report and reasons for not reporting.

6. *Unwanted Sexual Contact (USC)*—Details pertaining to experiences of unwanted sexual contact since June 2005, including specific behaviors experienced during one event with the greatest effect, when and where the event occurred, whether alcohol/drugs were involved, characteristics of offenders, to whom behaviors were reported, and if applicable, actions taken in response to report and reasons for not reporting.
7. *Prior Experiences*—Sexual harassment and sexual assault experiences before admission to a Service Academy.
8. *How Are We Doing*—Sexual harassment and sexual assault as more or less of a problem since becoming a student, experiences of sexual harassment and sexual assault during summer experience/training/duty, and comparisons of sexual harassment and sexual assault with civilian colleges/universities.

Population and Reporting Categories

The population of interest for the survey consisted of all students at the Army, Navy, and Air Force Academies. All female students were included in the sample. A single-stage, stratified random sample of male students was used. The sampling frame included all students in class years 2006 through 2009, stratified by Academy, gender, and class year. Two groups of students were excluded, visiting students from other Academies and foreign nationals.

Results are presented for the total population, and also by a variety of reporting categories. With the exception of Academy and gender, (for which DMDC relied on data recorded at survey administration), respondents were classified by self-report to form the reporting categories for the tabulations. Survey results are tabulated by Academy, class, gender, those who had not experienced unwanted sexual contact, those who had experienced unwanted sexual contact, those who had not experienced sexual harassment, and those who had experienced sexual harassment. Definitions for reporting categories follow:

- *Academy*—The categories include U.S. Military Academy (*USMA*), U.S. Naval Academy (*USNA*), and U.S. Air Force Academy (*USAFA*).
- *Class*—The class years for the SAGR2006 include *First-Year* (graduating in 2006), *Second-Year* (2007), *Third-Year* (2008), and *Fourth-Year* (2009).
- *Gender*—This category is self-explanatory.
- *Not Experienced Unwanted Sexual Contact*—Students who indicated they had not experienced unwanted sexual contact since June 2005.

- *Experienced Unwanted Sexual Contact*—Students who indicated they had experienced unwanted sexual contact since June 2005. The *Experienced Unwanted Sexual Contact* category is further broken into the following subgroups: *Unwanted Touching* (without attempted or completed sexual assault), *Attempted Sexual Assault* (without completed sexual assault), and *Completed Sexual Assault*. Criteria for inclusion in these groups are discussed below in the tabulation procedures section.
- *Not Experienced Sexual Harassment*—Students who indicated they had not experienced sexual harassment since June 2005.
- *Experienced Sexual Harassment*—Students who indicated they had experienced sexual harassment since June 2005 (criteria for inclusion in this group are discussed below in the tabulation procedures section).

Survey Methodology

Data were collected in March and April 2006. A team of survey administrators and proctors from DMDC administered the paper-and-pencil survey in group sessions. Separate sessions were held for female and male students. After checking in, each student was handed a survey, an envelope, a pen, and an Academy-specific information sheet. The information sheet included details on where students could obtain help if they became upset or distressed while taking the survey or afterwards. Students were briefed on the purpose of the survey and the importance of participation, but completion of the survey itself was voluntary. Students could leave the session at the completion of the mandatory briefing if they did not wish to take the survey. Students returned completed or blank surveys (depending on whether they chose to participate) in sealed envelopes to survey staff as they exited the session.

The sample consisted of 2,106 female and 4,022 male students drawn from the student rosters provided to DMDC by each Academy. After excluding students who left the Academy, were foreign nationals, or were exchange students from another Academy, the final eligible sample was 2,080 female and 3,969 male students. Surveys were completed by 5,275 students³ yielding an overall weighted response rate for eligible respondents of 86%. The entire population of female students was selected for the survey. For males, a single-stage, nonproportional stratified random sampling⁴ procedure was employed to ensure adequate sample sizes for the reporting categories.

³ “Completed” is defined as answering 50% or more of the questions asked of all participants, at least one sub-item in Q19, and Q32.

⁴ In stratified random sampling, all members of a population are categorized into homogeneous groups. For example, members might be grouped by gender and Academy (all male, first-year USMA students in one group; all male, second-year USMA students in another; etc.). Students were chosen at random within each group. Weights were used so that counts represent the total population by aggregating the sample to the population.

Data were weighted to reflect each Academy's population as of March 2006.⁵ A three-step process was used to produce final weights. The first step in weighting was to compute a base weight, which was the inverse of the selection probability for each initially sampled person. The second step adjusted the weights of eligible respondents and ineligible sample members to account for the nonrespondents. The third step adjusted the weights of the complete eligible responses to account for incomplete eligible responses. The ineligible sample members are not represented in the basic dataset, so the totals estimated from the basic dataset represent the eligible population as of the start of data collection (March 2006).

Table 1 (pages 6-7) shows the number of respondents and the portion of total respondents in each reporting group. Also shown are the estimated number of students and the portion of total students in each reporting group. Differences in the percentages of respondents and population for the reporting categories reflect differences in the number sampled, as well as differences in response rates.⁶

Tabulation Procedures

Tabulations for each question in the survey are shown on a set of facing pages. Questions and response options are shown at the top of the even-numbered pages, with only the question number repeated on the odd-numbered pages. To compress the width of columns in the tables, the response options are shown with a number, a letter, or with DNA (i.e., *Does not apply*); then that number, letter, or DNA is used as the column heading for the responses. The central feature of the tabulations is the percentage of students choosing the response options indicated by the column heading. Within a set of response options, percentages may not add to 100% due to rounding.

Where an item lends itself to presentation as an average, that average is shown as a number estimate and in a bar chart. The averages lend themselves to a quick scan for differences between subgroups of each reporting category (e.g., class year differences). In some cases, the responses are averages of the numeric scales presented with the response options. Where there is a simple dichotomous response, such as yes/no, only one percentage is presented. In this case, the bar chart represents that percentage. When multi-level response scales (e.g., "yes," "no," "don't know") can be dichotomized, the bar chart represents either the sum of the percentages in multiple columns (e.g., "no" and "don't know" summed) or the percentage in one column (e.g., "yes").

On each page of tabulations, the first column lists the reporting group shown in that row. The second column, *Percent Responding*, lists the portion of the reporting group represented in the estimates in that row. In most cases, if this percentage is not 100, it reflects item nonresponse, and the table note indicates that "Percent responding are students who answered the question." However, not all questions apply to every

⁵ For further details see DMDC (2006).

⁶ There is also a slight difference in treatment of missing data. Cases with missing data are included in counts of respondents, but are excluded in population estimates.

respondent. Where possible, respondents are instructed to skip over questions that do not apply to them (based on their answers to previous questions). In these cases, if the *Percent Responding* is less than 100, it reflects responses from a subgroup of students who experienced a particular situation. For example, responses to questions in the Unwanted Gender-Related Situation With the Greatest Effect section were only answered by students who indicated experiencing an incident of unwanted gender-related behavior. All other respondents were directed to skip those questions.

Not every survey question is tabulated. Questions 5, 17, 18, 19, 21, 28, 29, 42, 43, 44, 48, 49, and 53 included open-ended survey questions. For instance, Q29h asked students to specify other action that was taken in response to their discussion/report of unwanted, gender-related behaviors. Since it is not feasible to tabulate the wide range of potential responses, Q29h is tabulated to indicate how many respondents reported that some other action was taken. Written comments from respondents are not shown in the tabulations.

Combining Information From Multiple Items or Response Options

Tabulations in this volume generally present data for individual survey questions. There are three exceptions. The first type of exception is where the results for multiple items are presented on a single set of pages.

- For example, in Q24, students are asked to indicate whether the offender(s) in the Unwanted Gender-Related Situation With the Greatest Effect was affiliated with the Academy. For this question, the tabulations show the percentage of those indicating “yes” to each of the sub-items.

The second exception pertains to combining response options from a single item to present an aggregate number.

- For example, in Q37, students are asked about the gender and number of offender(s) involved. In addition to the tabulations showing the percentage of those indicating each response option, the tabulations show the percentage who indicated the gender of the offender(s) (i.e., *male*, *female*, *both males and females were involved*, *not sure*) and whether the incident involved multiple offenders.

Table 1.
Number of Respondents and Estimated Population by Reporting Categories
















































































































































































	Respondents			Estimated Population				
	Count	Percent		Totals		Percent		Max ME
TOTAL	5,275	100%		12,521	±1	100%		
USMA	1,539	29%		4,040	±1	32%		±1%
USNA	1,741	33%		4,308	±1	34%		±1%
USAFA	1,995	38%		4,172	±1	33%		±1%
CLASS								
First-Year	1,178	22%		2,727	±1	22%		±1%
Second-Year	1,341	25%		3,008	±1	24%		±1%
Third-Year	1,315	25%		3,208	±1	26%		±1%
Fourth-Year	1,387	26%		3,452	±1	28%		±1%
GENDER								
Female	1,858	35%		2,093	±1	17%		±1%
Male	3,417	65%		10,428	±1	83%		±1%
EXPERIENCED BEHAVIORS								
Not Experienced USC	5,062	96%		12,199	±35	97%		±1%
Experienced USC	213	4%		322	±35	3%		±1%
Unwanted Touching	96	2%		165	±29	1%		±1%
Attempted SA	50	1%		61	±10	0%		±1%
Completed SA	62	1%		87	±17	1%		±1%
Not Experienced SH	3,896	74%		10,273	±92	82%		±1%
Experienced SH	1,379	26%		2,247	±92	18%		±1%
FEMALE								
First-Year	345	7%		439	±1	4%		±1%
Second-Year	423	8%		472	±1	4%		±1%
Third-Year	509	10%		575	±1	5%		±1%
Fourth-Year	559	11%		582	±1	5%		±1%
Not Experienced USC	1,685	32%		1,898	±10	15%		±1%
Experienced USC	173	3%		195	±10	2%		±1%
Unwanted Touching	69	1%		79	±7	1%		±1%
Attempted SA	48	1%		54	±6	0%		±1%
Completed SA	53	1%		59	±6	0%		±1%
Not Experienced SH	847	16%		956	±17	8%		±1%
Experienced SH	1,011	19%		1,137	±17	9%		±1%
USMA	532	10%		596	±1	5%		±1%
First-Year	109	2%		133	±1	1%		±1%
Second-Year	121	2%		139	±0	1%		±1%
Third-Year	142	3%		161	±0	1%		±1%
Fourth-Year	151	3%		154	±0	1%		±1%
Experienced USC	56	1%		62	±6	0%		±1%
Unwanted Touching	21	0%		24	±4	0%		±1%
Attempted SA	18	0%		20	±4	0%		±1%
Completed SA	15	0%		16	±3	0%		±1%
Experienced SH	322	6%		360	±9	3%		±1%

Table 1 (continued)

	Respondents			Estimated Population				
	Count	Percent		Totals		Percent		Max ME
USNA	697	13%		753	±1	6%		±1%
First-Year	122	2%		145	±0	1%		±1%
Second-Year	155	3%		165	±1	1%		±1%
Third-Year	201	4%		217	±0	2%		±1%
Fourth-Year	210	4%		217	±1	2%		±1%
Experienced USC	57	1%		61	±5	0%		±1%
Unwanted Touching	23	0%		25	±3	0%		±1%
Attempted SA	16	0%		17	±3	0%		±1%
Completed SA	18	0%		19	±3	0%		±1%
Experienced SH	365	7%		395	±8	3%		±1%
USAFA	629	12%		744	±1	6%		±1%
First-Year	114	2%		162	±0	1%		±1%
Second-Year	147	3%		168	±0	1%		±1%
Third-Year	166	3%		198	±1	2%		±1%
Fourth-Year	198	4%		211	±0	2%		±1%
Experienced USC	60	1%		71	±8	1%		±1%
Unwanted Touching	25	0%		30	±6	0%		±1%
Attempted SA	14	0%		16	±4	0%		±1%
Completed SA	20	0%		23	±5	0%		±1%
Experienced SH	324	6%		381	±13	3%		±1%
MALE								
First-Year	833	16%		2,288	±1	18%		±1%
Second-Year	918	17%		2,536	±1	20%		±1%
Third-Year	806	15%		2,633	±1	21%		±1%
Fourth-Year	828	16%		2,870	±1	23%		±1%
Not Experienced USC	3,377	64%		10,301	±34	82%		±1%
Experienced USC	40	1%		127	±34	1%		±1%
Not Experienced SH	3,049	58%		9,317	±91	74%		±1%
Experienced SH	368	7%		1,111	±91	9%		±1%
USMA	1,007	19%		3,444	±1	28%		±1%
First-Year	219	4%		734	±1	6%		±1%
Second-Year	288	5%		866	±1	7%		±1%
Third-Year	223	4%		859	±1	7%		±1%
Fourth-Year	266	5%		947	±0	8%		±1%
Experienced USC	10	0%		36	±19	0%		±1%
Experienced SH	84	2%		288	±50	2%		±1%
USNA	1,044	20%		3,555	±1	28%		±1%
First-Year	258	5%		841	±0	7%		±1%
Second-Year	274	5%		878	±1	7%		±1%
Third-Year	246	5%		881	±0	7%		±1%
Fourth-Year	256	5%		922	±0	7%		±1%
Experienced USC	15	0%		51	±22	0%		±1%
Experienced SH	125	2%		423	±59	3%		±1%
USAFA	1,366	26%		3,428	±1	27%		±1%
First-Year	356	7%		713	±0	6%		±1%
Second-Year	356	7%		793	±1	6%		±1%
Third-Year	337	6%		893	±1	7%		±1%
Fourth-Year	306	6%		1,001	±1	8%		±1%
Experienced USC	15	0%		40	±17	0%		±1%
Experienced SH	159	3%		400	±47	3%		±1%

The third exception pertains to constructed composite measures (i.e., scales). For example, incident rates for unprofessional, gender-related behaviors are constructed from multiple items in Q19. Unless otherwise noted, individual items from a composite measure are presented first, and the composite measure is presented after the individual items.

The following are results that are presented both by individual survey question, and in a group format according to the exceptions outlined.

- *Stalking*: Incident rates of stalking were derived from the list of 10 behavioral items (Q17). Respondents were asked to indicate whether they had been in situations involving these behaviors and whether they felt in danger of physical harm or sexual assault. The incident rate indicates whether the individual reported experiencing at least one of the behaviors since June 2005 and whether they felt in danger of physical harm or sexual assault.
- *Unprofessional, Gender-Related Behavior*: Incident rates of unprofessional, gender-related behaviors were derived from the list of 19 behavioral items (Q19) and represent a continuum of behaviors. The categories of behaviors and corresponding items are as follows: Crude/Offensive Behavior (Q19a, c, e, f), Unwanted Sexual Attention (Q19h, j, m, n), Three-Item Unwanted Sexual Attention (Q19h, j, m), Sexual Coercion (Q19k, l, o, p), Sexist Behavior (Q19b, d, g, i), and Behaviors Against One's Consent (Q19r, s). Respondents were asked to indicate how often they had been in situations involving these behaviors, ranging from *Never* to *Very often*. Items are derived from the *Sexual Experiences Questionnaire (SEQ)*⁷ (Fitzgerald et al., 1988; Fitzgerald, Gelfand, & Drasgow, 1995). Incident rates indicate whether the individual reported experiencing at least one of the behaviors in a category (e.g., Sexual Coercion) at least once since June 2005.
- *Sexual Harassment*: Incident rates of sexual harassment were derived using a two-step process. In order to be counted as having experienced sexual harassment, respondents must have indicated they experienced one of the following types of unprofessional, gender-related behaviors: Crude/Offensive Behavior, Unwanted Sexual Attention, or Sexual Coercion since June 2005 (Q19) AND they must have indicated that they considered at least one of the behaviors experienced to have been sexual harassment

⁷ The SEQ was modified to replace "Made unwanted attempts to stroke, fondle, or kiss you" (due to its similarity to unwanted sexual contact) with two new items: item n, "Intentionally cornered you or leaned over you in a sexual way" and item q, "Made sexually suggestive comments, gestures, or looks (e.g., stared at your body)". Psychometric analysis indicated that item n functions the same as the item that was removed and maintains the reliability of the measure, making it the best replacement. *Unwanted Sexual Attention* is tabulated both with and without item n. Item q is tabulated individually but not included in any scales.

(Q20). The sexual harassment incident rate is presented using both the standard Unwanted Sexual Attention scale and the Three-Item Unwanted Sexual Attention scale (referred to as the Eleven-Item Sexual Harassment incident rate).

- *Behaviors Against One's Consent*: Respondents were counted as experiencing USC if they indicated they had been in a situation involving persons assigned to their Academy where one or more of these individuals attempted to have sex with them without their consent or against their will, but was not successful and/or had sex with them without their consent or against their will (Q19r and Q19s).
- *Combinations of Unprofessional, Gender-Related Behaviors*: Students who indicated they experienced at least one unprofessional, gender-related behavior in Q19a-Q19q were asked to consider the "one situation" since June 2005 that had the greatest effect on them (Q21). Combinations of unprofessional, gender-related behaviors experienced during the one situation were determined by responses to Q21. If a respondent indicated experiencing Sexist Behaviors only in Q21, they were counted in *Experienced Sexist Behavior (single category)*. Respondents who experienced Crude/Offensive Behaviors only in Q21 were counted in *Experienced Crude/Offensive Behavior (single category)*. Respondents who experienced Unwanted Sexual Attention Behaviors only in Q21 were counted in *Experienced Unwanted Sexual Attention (single category)*. Respondents who experienced Sexist and Crude/Offensive Behaviors (without indicating experiences of Unwanted Sexual Attention or Sexual Coercion) in Q21 were counted in *Experienced Sexist Behavior and Crude Offensive Behavior*. Respondents who experienced Sexist Behavior, Crude/Offensive Behavior, and Unwanted Sexual Attention (without indicating experiences of Sexual Coercion) in Q21 were counted in *Experienced Sexist Behavior, Crude/Offensive Behavior, and Unwanted Sexual Attention*. Respondents who experienced any other combination of behaviors in Q21 were counted in *Experienced other combinations of behaviors*. Respondents who did not indicate what behavior(s) they experienced in Q21 were counted as *Unknown*.
- *Affiliation of Offender in One Situation*: Affiliation(s) of the offender(s) were derived from the list of sub-items in Q24. *Academy students* include students who indicated Academy student who was senior to me, Academy student who was in the same class as me, or Academy student who was in a class below me. *Faculty/staff or other Academy-affiliated person* includes students who indicated Military faculty or staff member, Civilian faculty or staff member, or Other Academy-affiliated person. *Person not assigned to your Academy* includes students who indicated DoD-affiliated person, not assigned to the Academy or Person not affiliated with the Academy or DoD. *Unknown offender* includes students who indicated Unknown person or marked "No" to all sub-items in Q24.

- *Gender of Offender in One Situation:* Gender(s) of the offender(s) were derived from the responses to Q25. *Male* includes students who indicated *One person (a male)* or *More than one person (all males)*. *Female* includes students who indicated *One person (a female)* or *More than one person (all females)*. *Both males and females were involved* includes students who indicated *More than one person (both males and females)*. *Not sure* includes students who indicated *Not sure*.
- *Multiple Offenders in One Situation:* The number of offenders in the one situation were derived from responses to Q25. *Yes* indicates multiple offenders were involved and includes students who indicated *More than one person (all males)*, *More than one person (all females)*, or *More than one person (both males and females)*. *No* indicates a single offender was involved and includes students who indicated *One person (a male)* or *One person (a female)*. *Not sure* includes students who indicated *Not sure*.
- *Unwanted Sexual Contact:* Respondents were counted as having experienced unwanted sexual contact if they indicated *Yes, once* or *Yes, multiple times* to Q32.
- *Combinations of Unwanted Sexual Contact:* Students who indicated that they experienced unwanted sexual contact in Q32 were asked to consider the “one event” since June 2005 that had the greatest effect on them (Q33). Combinations of unwanted sexual contact experienced during the one event were determined by responses to Q33. Respondents were counted in the *Experienced unwanted sexual touching (single category)* if they indicated experiencing sexual touching (without experiencing attempted or completed sexual intercourse, oral sex, anal sex, or penetration by a finger or object). Respondents were counted in the *Experienced attempted sexual intercourse, anal, or oral sex (with or without unwanted touching)* if they indicated experiencing attempted sexual intercourse, oral sex, anal sex, or penetration by a finger or object (without experiencing completed sexual intercourse, oral sex, anal sex, or penetration by a finger or object). Respondents were counted in the *Experienced completed sexual intercourse, anal, or oral sex (with or without unwanted touching or attempted sexual intercourse, anal, or oral sex)* if they indicated experiencing completed sexual intercourse, oral sex, anal sex, or penetration by a finger or object.
- *Affiliation of Offender in One Event:* Affiliation(s) of the offender(s) were derived from the list of sub-items in Q36. *Academy students* include students who indicated *Academy student who was senior to me*, *Academy student who was in the same class as me*, or *Academy student who was in a class below me*. *Faculty/staff or other Academy-affiliated person* includes students who indicated *Military faculty or staff member*, *Civilian faculty or staff member*, or *Other Academy-affiliated person*. *Person not assigned to your Academy* includes students who indicated *DoD-affiliated person, not assigned to the Academy*, and *Person not affiliated with the Academy or DoD*. *Unknown*

offender includes students who indicated *Unknown person* or marked *No* to all sub-items in Q36.

- *Gender of Offender in One Event.* Gender(s) of the offender(s) were derived from the responses to Q37. *Male* includes students who indicated *One person (a male)* or *More than one person (all males)*. *Female* includes students who indicated *One person (a female)* or *More than one person (all females)*. *Both males and females were involved* includes students who indicated *More than one person (both males and females)*. *Not sure* includes students who indicated *Not sure*.
- *Multiple Offenders in One Event.* The number of offenders in the one situation were derived from responses to Q37. *Yes* indicates multiple offenders were involved and includes students who indicated *More than one person (all males)*, *More than one person (all females)*, and *More than one person (both males and females)*. *No* indicates a single offender was involved and includes students who indicated *One person (a male)* or *One person (a female)*. *Not sure* includes students who indicated *Not sure*.

Margins of Error

The sample design required weighting to produce population estimates, such as percentages. Traditional measures to test the reliability of data, such as the number of respondents, may overstate the reliability of the estimate. For this report, variance estimates were calculated using SUDAAN[®] PROC DESCRIPT, which uses the finite population correction (Research Triangle Institute, Inc., 2002).⁸

By definition, sample surveys are subject to sampling error. Standard errors are estimates of the variance around population parameters, such as percentages or means, and are used to construct margins of error (i.e., confidence interval half-widths). Percentages and means in these tabulations are reported with margins of error based on 95% confidence intervals. In order to compress the data display, only the maximum margin of error (Max ME) for each reporting category is shown. That is, the tab volume shows only the largest margin of error for the percentages or means in each row. For each average shown in these tabulations, its margin of error is also printed.

Estimates may be unstable, based on a small number of observations or relatively large variance in the data or weights. Particularly unstable estimates are suppressed or annotated in these tabulations. The following rules are used:

- “0” indicates that no one in any reporting group selected the response option,

⁸Because of nonproportional sampling and differential weighting, only certain statistical software procedures, such as PROC SURVEYMEANS or SUDAAN[®], correctly calculate standard errors, variances, or tests of statistical significance.

- NR indicates the estimate is *Not Reportable* because the nominal respondent count was less than 5, the effective respondent count was less than 15, or percentage estimates had relatively large standard errors. Effective respondent count takes into account the finite population correction, and variability in weights. The finite population correction may cause the effective respondent count to be larger than the nominal count, while the variability in weights may cause the effective respondent count to be smaller than the nominal respondent count. Effective respondent count is not considered when the percentage equals 0% or 100%, and the standard error equals 0,
- NA indicates the response option was *Not Applicable* for the reporting category because respondents were bypassed to the next question because of a response to a previous question,
- no Max ME is printed when all percentages in the row are shown as NR, and
- no margin of error is printed for an average when it is shown as NR.

Statistical criteria are used to determine whether an estimate is reportable. There are two examples:

The first is the case of a survey item where all respondents in a specific reporting group indicate “no,” and an inapplicable conditional question follows. The estimate for this item does not meet the statistical criteria for reporting, so its value is replaced by NR. Because all responses were “no,” the conditional question is not applicable, so its estimate is reported as NA.

- For example, in Q27, students are asked whether they discussed/reported the situation with the greatest effect with/to any authority or organization. All female USAFA students who had experienced unwanted gender-related experiences indicated that they did not discuss/report the situation with/to any authority or organization. This estimate is replaced by NR because it does not meet the statistical criteria for reporting. Since Q28 is applicable only if the answer to Q27 is “yes,” the estimate for this same reporting group in Q28 is reported as NA.

The second is the case of a survey item where all respondents in a specific reporting group indicate “yes,” and an applicable conditional question follows. The estimate for this item does not meet the statistical criteria for reporting, so its value is replaced by NR. However, because a response to the applicable conditional question does meet the criteria, its estimate is reported.

- For example, in Q5, students are asked to rate the effectiveness of sexual harassment and sexual assault training since 2005. All female USAFA students reported they had received training. Because the estimate does not meet the reporting criteria, this percentage is not reported. However, in Q5,

the estimate for effectiveness of the training in reducing/preventing sexual harassment meets the criteria, so it is reported.

References

- DMDC. (2005). *2005 Service Academies Sexual Assault Survey: Overview report* (Report No. 2005-018). Arlington, VA: Author.
- DMDC. (2006). *Service Academy 2006 Gender Relations Survey: Overview report* (Report No. 2006-016). Arlington, VA: Author.
- Fitzgerald, L. F., Gelfand, M. J., & Drasgow, F. (1995). Measuring sexual harassment: Theoretical and psychometric advances. *Basic and Applied Social Psychology, 17*, 425-445.
- Fitzgerald, L. F., Shullman, S., Bailey, N., Richards, M., Swecker, J., Gold, Y., Ormerod, A. J., & Weitzman, L. (1988). The incidence and dimensions of sexual harassment in academia and the workplace. *Journal of Vocational Behavior, 32*, 152-175.
- National Defense Authorization Act for Fiscal Year 2004, Public Law No. 108-136, 117 Stat. 1392 (2003).
- Office of the Inspector General of the Department of Defense. (2005). *Report on the Service Academy Sexual Assault and Leadership Survey*. Washington, DC: Author. Retrieved April 22, 2005, from <http://www.dodig.osd.mil/Inspections/ipo/reports>.
- Research Triangle Institute, Inc. (2002). SUDAAN[®] User's Manual, Release 8.0. Cary, NC: Author.

Tabulations of Responses

1. Which Service Academy do you attend?

1. United States Military Academy

2. United States Naval Academy

3. United States Air Force Academy

	Percent Responding		Percentages			Max ME
			1	2	3	
TOTAL	99	±1	32	34	33	±1
USMA	99	±1	100	0	0	±0
USNA	99	±1	0	100	0	±1
USAFA	99	±1	0	0	100	±1
CLASS						
First-Year	100	±1	32	36	32	±1
Second-Year	100	±0	34	35	32	±1
Third-Year	100	±1	32	34	34	±1
Fourth-Year	100	±1	32	33	35	±1
GENDER						
Female	99	±1	28	36	36	±1
Male	99	±1	33	34	33	±1
EXPERIENCED BEHAVIORS						
Not Experienced USC	99	±1	32	34	33	±1
Experienced USC	98	±1	30	36	34	±6
Unwanted Touching	97	±2	29	35	36	±9
Attempted SA	100	±0	40	33	27	±9
Completed SA	100	±0	26	42	32	±11
Not Experienced SH	99	±1	33	34	33	±1
Experienced SH	99	±1	29	36	35	±3
FEMALE						
First-Year	100	±1	30	33	37	±1
Second-Year	100	±1	29	35	35	±1
Third-Year	100	±0	28	38	34	±1
Fourth-Year	100	±0	26	37	36	±1
Not Experienced USC	99	±1	28	36	36	±1
Experienced USC	97	±2	32	32	36	±3
Unwanted Touching	94	±3	29	34	37	±5
Attempted SA	100	±0	38	32	30	±6
Completed SA	100	±0	27	33	40	±5
Not Experienced SH	100	±1	25	38	38	±1
Experienced SH	99	±1	32	35	34	±1
USMA						
First-Year	100	±0	100	0	0	±0
Second-Year	100	±0	100	0	0	±0
Third-Year	100	±0	100	0	0	±0
Fourth-Year	100	±0	100	0	0	±0
Experienced USC	96	±2	100	0	0	±0
Unwanted Touching	90	±6	100	0	0	±0
Attempted SA	100	±0	100	0	0	±0
Completed SA	100	±0	100	0	0	±0
Experienced SH	99	±1	100	0	0	±0

Note. Percent responding are students who answered the question.

1. Continued	Percent Responding		Percentages			Max ME
			1	2	3	
USNA	99	±1	0	100	0	±0
First-Year	100	±0	0	100	0	±0
Second-Year	100	±0	0	100	0	±0
Third-Year	100	±0	0	100	0	±0
Fourth-Year	100	±0	0	100	0	±0
Experienced USC	100	±0	0	100	0	±0
Unwanted Touching	100	±0	0	100	0	±0
Attempted SA	100	±0	0	100	0	±0
Completed SA	100	±0	0	100	0	±0
Experienced SH	98	±1	0	100	0	±0
USAFA	99	±1	0	0	100	±0
First-Year	99	±1	0	0	100	±0
Second-Year	99	±1	0	0	100	±0
Third-Year	100	±0	0	0	100	±0
Fourth-Year	100	±0	0	0	100	±0
Experienced USC	96	±3	0	0	100	±0
Unwanted Touching	91	±6	0	0	100	±0
Attempted SA	100	±0	0	0	100	±0
Completed SA	100	±0	0	0	100	±0
Experienced SH	99	±1	0	0	100	±0
MALE						
First-Year	100	±0	32	36	31	±1
Second-Year	100	±0	34	34	31	±1
Third-Year	100	±1	33	33	34	±1
Fourth-Year	100	±1	33	32	35	±1
Not Experienced USC	99	±1	33	34	33	±1
Experienced USC	100	±0	28	41	31	±14
Not Experienced SH	99	±1	34	33	33	±1
Experienced SH	100	±1	26	38	36	±5
USMA	99	±1	100	0	0	±0
First-Year	100	±0	100	0	0	±0
Second-Year	100	±0	100	0	0	±0
Third-Year	100	±0	100	0	0	±0
Fourth-Year	100	±0	100	0	0	±0
Experienced USC	100	±0	100	0	0	±0
Experienced SH	99	±2	100	0	0	±0
USNA	99	±1	0	99	0	±1
First-Year	100	±0	1	98	1	±2
Second-Year	100	±0	0	100	0	±2
Third-Year	100	±1	0	100	0	±2
Fourth-Year	100	±1	0	100	0	±0
Experienced USC	100	±0	0	100	0	±0
Experienced SH	100	±0	0	100	0	±0
USAFA	99	±1	0	0	100	±1
First-Year	100	±0	0	0	100	±0
Second-Year	100	±0	0	0	100	±0
Third-Year	100	±1	0	0	100	±2
Fourth-Year	100	±1	0	0	100	±0
Experienced USC	100	±0	0	0	100	±0
Experienced SH	100	±0	0	0	100	±0

Note. Percent responding are students who answered the question.
NR: Not reportable

2. Are you...?

1. Male

2. Female

	Percent Responding		Percentages		Max ME
			1	2	
TOTAL	99	±1	83	17	±1
USMA	99	±1	85	15	±1
USNA	99	±1	83	17	±1
USAFA	99	±1	82	18	±1
CLASS					
First-Year	100	±1	84	16	±1
Second-Year	100	±1	84	16	±1
Third-Year	100	±1	82	18	±1
Fourth-Year	100	±1	83	17	±1
GENDER					
Female	99	±1	0	100	±1
Male	99	±1	100	0	±1
EXPERIENCED BEHAVIORS					
Not Experienced USC	99	±1	84	16	±1
Experienced USC	98	±1	39	61	±7
Unwanted Touching	97	±2	54	46	±9
Attempted SA	100	±0	NR	NR	
Completed SA	100	±0	30	70	±14
Not Experienced SH	99	±1	91	9	±1
Experienced SH	99	±1	50	50	±3
FEMALE					
First-Year	100	±1	0	100	±1
Second-Year	99	±1	0	100	±0
Third-Year	100	±0	0	100	±0
Fourth-Year	100	±1	0	100	±0
Not Experienced USC	99	±1	0	100	±1
Experienced USC	97	±2	0	100	±0
Unwanted Touching	94	±3	0	100	±0
Attempted SA	100	±0	0	100	±0
Completed SA	100	±0	0	100	±0
Not Experienced SH	99	±1	0	100	±0
Experienced SH	99	±1	0	100	±1
USMA	99	±1	0	100	±0
First-Year	100	±0	0	100	±0
Second-Year	100	±0	0	100	±0
Third-Year	100	±0	0	100	±0
Fourth-Year	99	±1	0	100	±0
Experienced USC	96	±2	0	100	±0
Unwanted Touching	90	±6	0	100	±0
Attempted SA	100	±0	0	100	±0
Completed SA	100	±0	0	100	±0
Experienced SH	99	±1	0	100	±0

Note. Percent responding are students who answered the question.
 NR: Not reportable

2. Continued	Percent Responding		Percentages		Max ME
			1	2	
USNA	99	±1	0	100	±0
First-Year	99	±1	0	100	±0
Second-Year	99	±1	0	100	±0
Third-Year	100	±0	0	100	±0
Fourth-Year	100	±0	0	100	±0
Experienced USC	100	±0	0	100	±0
Unwanted Touching	100	±0	0	100	±0
Attempted SA	100	±0	0	100	±0
Completed SA	100	±0	0	100	±0
Experienced SH	98	±1	0	100	±0
USAFA	99	±1	0	100	±1
First-Year	100	±0	1	99	±2
Second-Year	99	±1	0	100	±0
Third-Year	100	±0	0	100	±0
Fourth-Year	100	±0	0	100	±0
Experienced USC	96	±3	0	100	±0
Unwanted Touching	91	±6	NR	NR	
Attempted SA	100	±0	NR	NR	
Completed SA	100	±0	0	100	±0
Experienced SH	99	±1	0	100	±1
MALE					
First-Year	100	±1	100	0	±1
Second-Year	100	±1	100	0	±0
Third-Year	100	±1	100	0	±1
Fourth-Year	100	±1	100	0	±0
Not Experienced USC	99	±1	100	0	±1
Experienced USC	100	±0	98	2	±8
Not Experienced SH	99	±1	100	0	±1
Experienced SH	100	±1	100	0	±1
USMA	99	±1	100	0	±1
First-Year	100	±0	100	0	±0
Second-Year	100	±1	100	0	±0
Third-Year	100	±1	100	0	±0
Fourth-Year	100	±1	100	0	±0
Experienced USC	100	±0	NR	NR	
Experienced SH	99	±2	NR	NR	
USNA	99	±1	100	0	±0
First-Year	100	±0	100	0	±0
Second-Year	100	±0	100	0	±0
Third-Year	100	±0	100	0	±0
Fourth-Year	99	±1	100	0	±0
Experienced USC	100	±0	NR	NR	
Experienced SH	100	±0	100	0	±0
USAFA	99	±1	100	0	±1
First-Year	99	±1	100	0	±1
Second-Year	100	±0	100	0	±0
Third-Year	100	±0	100	0	±2
Fourth-Year	100	±1	100	0	±0
Experienced USC	100	±0	NR	NR	
Experienced SH	100	±0	99	1	±3

Note. Percent responding are students who answered the question.
NR: Not reportable

3. What is your Class year?

1. 2006
4. 2009

2. 2007

3. 2008

	Percent Responding		Percentages				Max ME
			1	2	3	4	
TOTAL	99	±1	22	24	26	28	±1
USMA	99	±1	22	25	26	28	±1
USNA	99	±1	23	24	26	27	±1
USAFA	99	±1	21	23	26	29	±1
CLASS							
First-Year	100	±0	100	0	0	0	±0
Second-Year	100	±0	0	100	0	0	±0
Third-Year	100	±0	0	0	100	0	±0
Fourth-Year	100	±0	0	0	0	100	±0
GENDER							
Female	99	±1	21	23	28	28	±1
Male	99	±1	22	25	25	28	±1
EXPERIENCED BEHAVIORS							
Not Experienced USC	99	±1	22	24	26	28	±1
Experienced USC	99	±1	22	17	30	31	±6
Unwanted Touching	98	±2	22	14	28	35	±10
Attempted SA	100	±0	15	27	39	19	±9
Completed SA	100	±0	28	14	29	29	±12
Not Experienced SH	99	±1	22	24	26	28	±1
Experienced SH	99	±1	23	23	25	29	±2
FEMALE							
First-Year	100	±0	100	0	0	0	±0
Second-Year	100	±0	0	100	0	0	±0
Third-Year	100	±0	0	0	100	0	±0
Fourth-Year	100	±0	0	0	0	100	±0
Not Experienced USC	99	±1	22	23	27	28	±1
Experienced USC	98	±1	18	22	33	28	±3
Unwanted Touching	95	±3	21	21	34	25	±6
Attempted SA	100	±0	16	25	38	21	±6
Completed SA	100	±0	15	21	27	37	±6
Not Experienced SH	99	±1	22	22	27	29	±1
Experienced SH	98	±1	21	23	29	27	±1
USMA	98	±1	23	24	27	26	±1
First-Year	100	±0	100	0	0	0	±0
Second-Year	100	±0	0	100	0	0	±0
Third-Year	100	±0	0	0	100	0	±0
Fourth-Year	100	±0	0	0	0	100	±0
Experienced USC	96	±2	18	15	36	31	±5
Unwanted Touching	90	±6	17	16	43	24	±9
Attempted SA	100	±0	24	22	39	15	±9
Completed SA	100	±0	15	0	28	57	±10
Experienced SH	98	±1	23	24	26	27	±2

Note. Percent responding are students who answered the question.

3. Continued	Percent Responding		Percentages				Max ME
			1	2	3	4	
USNA	99	±1	19	22	29	29	±1
First-Year	100	±0	100	0	0	0	±0
Second-Year	100	±0	0	100	0	0	±0
Third-Year	100	±0	0	0	100	0	±0
Fourth-Year	100	±0	0	0	0	100	±0
Experienced USC	100	±0	14	31	33	22	±4
Unwanted Touching	100	±0	19	30	26	25	±7
Attempted SA	100	±0	7	31	44	18	±8
Completed SA	100	±0	12	33	33	21	±8
Experienced SH	98	±1	20	24	31	24	±2
USAFA	99	±1	22	23	27	29	±1
First-Year	100	±0	100	0	0	0	±0
Second-Year	100	±0	0	100	0	0	±0
Third-Year	100	±0	0	0	100	0	±0
Fourth-Year	100	±0	0	0	0	100	±0
Experienced USC	98	±3	20	20	29	31	±7
Unwanted Touching	95	±5	25	16	33	26	±11
Attempted SA	100	±0	17	21	29	33	±15
Completed SA	100	±0	18	25	20	37	±12
Experienced SH	99	±1	20	21	28	30	±2
MALE							
First-Year	100	±0	100	0	0	0	±0
Second-Year	100	±0	0	100	0	0	±0
Third-Year	100	±0	0	0	100	0	±0
Fourth-Year	100	±0	0	0	0	100	±0
Not Experienced USC	99	±1	22	25	25	28	±1
Experienced USC	100	±0	28	10	26	35	±14
Not Experienced SH	99	±1	22	25	26	28	±1
Experienced SH	100	±1	25	23	22	30	±5
USMA	99	±1	22	25	25	28	±1
First-Year	100	±0	100	0	0	0	±0
Second-Year	100	±0	0	100	0	0	±0
Third-Year	100	±0	0	0	100	0	±0
Fourth-Year	100	±0	0	0	0	100	±0
Experienced USC	100	±0	NR	NR	NR	NR	
Experienced SH	99	±2	22	21	19	38	±9
USNA	99	±1	24	25	25	26	±1
First-Year	100	±0	100	0	0	0	±0
Second-Year	100	±0	0	100	0	0	±0
Third-Year	100	±0	0	0	100	0	±0
Fourth-Year	100	±0	0	0	0	100	±0
Experienced USC	100	±0	NR	NR	NR	NR	
Experienced SH	100	±0	30	26	19	26	±7
USAFA	99	±1	21	23	26	29	±1
First-Year	100	±0	100	0	0	0	±0
Second-Year	100	±0	0	100	0	0	±0
Third-Year	100	±0	0	0	100	0	±0
Fourth-Year	100	±0	0	0	0	100	±0
Experienced USC	100	±0	15	NR	NR	NR	±16
Experienced SH	100	±0	21	22	29	29	±7

Note. Percent responding are students who answered the question.
NR: Not reportable

4. Do you understand the following?

a. The difference between sexual harassment and sexual assault

1. Yes

2. No

3. Not sure

	Percent Responding		Percentages			Max ME	Percentage Reporting Yes
			1	2	3		
TOTAL	100	±1	97	1	3	±1	
USMA	100	±1	97	0	2	±1	
USNA	100	±1	97	1	3	±1	
USAFA	100	±1	97	0	3	±1	
CLASS							
First-Year	100	±1	98	1	1	±1	
Second-Year	100	±1	97	0	2	±1	
Third-Year	100	±1	97	1	3	±2	
Fourth-Year	100	±1	95	1	4	±2	
GENDER							
Female	99	±1	97	1	3	±1	
Male	100	±1	97	1	3	±1	
EXPERIENCED BEHAVIORS							
Not Experienced USC	100	±1	97	1	3	±1	
Experienced USC	100	±1	96	1	3	±2	
Unwanted Touching	100	±0	96	0	4	±4	
Attempted SA	100	±0	91	5	4	±4	
Completed SA	99	±1	99	0	1	±1	
Not Experienced SH	100	±1	97	1	2	±1	
Experienced SH	99	±1	97	0	3	±1	
FEMALE							
First-Year	99	±1	99	0	1	±1	
Second-Year	100	±1	97	1	2	±1	
Third-Year	100	±1	98	0	2	±1	
Fourth-Year	100	±1	93	1	5	±1	
Not Experienced USC	99	±1	97	1	3	±1	
Experienced USC	99	±1	94	2	4	±2	
Unwanted Touching	100	±0	94	0	6	±2	
Attempted SA	100	±0	89	6	5	±4	
Completed SA	98	±2	98	0	2	±1	
Not Experienced SH	100	±1	97	1	2	±1	
Experienced SH	99	±1	97	1	3	±1	
USMA	99	±1	98	1	2	±1	
First-Year	98	±2	100	0	0	±0	
Second-Year	99	±1	98	1	2	±2	
Third-Year	99	±1	99	1	0	±1	
Fourth-Year	99	±1	95	0	5	±1	
Experienced USC	98	±2	96	2	2	±2	
Unwanted Touching	100	±0	100	0	0	±0	
Attempted SA	100	±0	94	6	0	±6	
Completed SA	93	±5	93	0	7	±3	
Experienced SH	98	±1	97	1	2	±1	

Note. Percent responding are students who answered the question.

4a. Continued	Percent Responding		Percentages			Max ME	Percentage Reporting Yes
			1	2	3		
USNA	100	±1	95	1	4	±1	
First-Year	99	±1	98	1	1	±2	
Second-Year	100	±0	95	1	3	±1	
Third-Year	100	±0	97	0	3	±1	
Fourth-Year	100	±0	90	2	8	±1	
Experienced USC	100	±0	92	3	5	±2	
Unwanted Touching	100	±0	87	0	13	±4	
Attempted SA	100	±0	88	12	0	±4	
Completed SA	100	±0	100	0	0	±0	
Experienced SH	100	±1	95	1	4	±1	
USAFA	99	±1	98	0	2	±1	
First-Year	100	±0	98	0	2	±2	
Second-Year	99	±1	99	0	1	±2	
Third-Year	100	±0	98	0	2	±2	
Fourth-Year	99	±1	95	2	3	±1	
Experienced USC	100	±0	95	0	5	±4	
Unwanted Touching	100	±0	96	0	4	±5	
Attempted SA	100	±0	85	NR	15	±12	
Completed SA	100	±0	100	0	0	±0	
Experienced SH	100	±1	98	0	2	±1	
MALE							
First-Year	100	±1	98	1	1	±1	
Second-Year	100	±1	97	0	2	±2	
Third-Year	100	±1	97	1	3	±2	
Fourth-Year	100	±1	96	1	4	±2	
Not Experienced USC	100	±1	97	1	3	±1	
Experienced USC	100	±0	98	NR	2	±8	
Not Experienced SH	100	±1	97	1	2	±1	
Experienced SH	100	±1	97	0	3	±2	
USMA	100	±1	97	0	2	±2	
First-Year	100	±0	100	0	0	±2	
Second-Year	100	±1	97	0	3	±3	
Third-Year	100	±0	96	1	3	±3	
Fourth-Year	100	±1	97	1	2	±3	
Experienced USC	100	±0	NR	NR	NR		
Experienced SH	100	±0	95	NR	5	±6	
USNA	100	±1	97	1	2	±2	
First-Year	100	±1	96	2	2	±3	
Second-Year	100	±0	97	1	2	±3	
Third-Year	100	±0	96	1	3	±3	
Fourth-Year	100	±1	97	1	2	±3	
Experienced USC	100	±0	NR	NR	NR		
Experienced SH	99	±2	98	0	2	±4	
USAFA	100	±1	96	0	3	±1	
First-Year	100	±0	99	0	1	±2	
Second-Year	99	±1	98	0	2	±2	
Third-Year	99	±1	97	0	2	±2	
Fourth-Year	100	±1	93	1	6	±3	
Experienced USC	100	±0	NR	NR	NR		
Experienced SH	100	±0	97	0	3	±4	

Note. Percent responding are students who answered the question.
 NR: Not reportable

4. Do you understand the following?

b. How to report sexual harassment

1. Yes

2. No

3. Not sure

	Percent Responding		Percentages			Max ME	Percentage Reporting Yes
			1	2	3		
TOTAL	100	±1	96	1	3	±1	
USMA	100	±1	97	1	2	±1	
USNA	100	±1	95	1	4	±1	
USAFA	100	±1	96	1	3	±1	
CLASS							
First-Year	100	±1	97	1	2	±1	
Second-Year	100	±1	97	1	2	±1	
Third-Year	100	±1	96	1	2	±2	
Fourth-Year	100	±1	93	2	5	±2	
GENDER							
Female	100	±1	94	2	4	±1	
Male	100	±1	96	1	3	±1	
EXPERIENCED BEHAVIORS							
Not Experienced USC	100	±1	96	1	3	±1	
Experienced USC	100	±1	88	4	8	±5	
Unwanted Touching	100	±0	84	5	10	±9	
Attempted SA	100	±0	95	2	4	±3	
Completed SA	99	±1	91	3	6	±3	
Not Experienced SH	100	±1	96	1	3	±1	
Experienced SH	100	±1	94	3	4	±2	
FEMALE							
First-Year	99	±1	96	1	3	±1	
Second-Year	100	±1	96	2	3	±1	
Third-Year	100	±1	95	1	4	±1	
Fourth-Year	100	±1	89	3	8	±1	
Not Experienced USC	100	±1	94	2	4	±1	
Experienced USC	99	±1	91	3	6	±2	
Unwanted Touching	100	±0	93	3	4	±3	
Attempted SA	100	±0	94	2	4	±3	
Completed SA	98	±2	87	4	10	±4	
Not Experienced SH	100	±1	95	1	4	±1	
Experienced SH	99	±1	92	3	5	±1	
USMA	99	±1	97	1	2	±1	
First-Year	99	±1	97	2	1	±2	
Second-Year	99	±1	98	0	3	±2	
Third-Year	99	±1	97	1	2	±2	
Fourth-Year	99	±1	97	1	3	±1	
Experienced USC	98	±2	93	0	7	±3	
Unwanted Touching	100	±0	96	0	4	±2	
Attempted SA	100	±0	89	0	11	±7	
Completed SA	93	±5	100	0	0	±0	
Experienced SH	99	±1	95	1	3	±1	

Note. Percent responding are students who answered the question.

4b. Continued	Percent Responding		Percentages			Max ME	Percentage Reporting Yes
			1	2	3		
USNA	100	±1	90	3	7	±1	
First-Year	99	±1	92	2	6	±3	
Second-Year	100	±0	93	4	3	±2	
Third-Year	100	±0	92	1	7	±2	
Fourth-Year	100	±0	83	6	11	±1	
Experienced USC	100	±0	90	3	7	±3	
Unwanted Touching	100	±0	87	4	9	±6	
Attempted SA	100	±0	94	6	0	±3	
Completed SA	100	±0	89	0	11	±4	
Experienced SH	100	±0	88	5	7	±1	
USAFA	99	±1	95	1	4	±1	
First-Year	100	±0	99	0	1	±2	
Second-Year	99	±1	97	1	2	±2	
Third-Year	100	±0	96	2	2	±2	
Fourth-Year	99	±1	89	2	9	±2	
Experienced USC	100	±0	90	5	5	±4	
Unwanted Touching	100	±0	96	4	0	±5	
Attempted SA	100	±0	NR	NR	NR		
Completed SA	100	±0	76	10	15	±8	
Experienced SH	100	±1	94	2	4	±1	
MALE							
First-Year	100	±1	98	1	2	±2	
Second-Year	100	±1	98	1	1	±1	
Third-Year	100	±1	96	1	2	±2	
Fourth-Year	100	±1	93	2	5	±2	
Not Experienced USC	100	±1	96	1	3	±1	
Experienced USC	100	±0	84	5	11	±13	
Not Experienced SH	100	±1	96	1	3	±1	
Experienced SH	100	±0	95	2	2	±3	
USMA	100	±1	97	1	2	±2	
First-Year	100	±0	97	1	2	±3	
Second-Year	100	±1	99	1	0	±2	
Third-Year	100	±0	96	2	2	±3	
Fourth-Year	100	±0	97	1	2	±3	
Experienced USC	100	±0	NR	NR	NR		
Experienced SH	100	±0	95	2	3	±6	
USNA	100	±1	96	1	3	±2	
First-Year	100	±1	97	0	2	±3	
Second-Year	100	±1	97	1	1	±3	
Third-Year	100	±1	97	1	2	±3	
Fourth-Year	100	±1	91	2	7	±4	
Experienced USC	100	±0	NR	NR	NR		
Experienced SH	100	±0	96	2	2	±5	
USAFA	100	±1	96	1	3	±2	
First-Year	100	±0	98	1	1	±2	
Second-Year	99	±1	97	1	2	±2	
Third-Year	99	±1	96	1	3	±3	
Fourth-Year	100	±1	92	3	5	±3	
Experienced USC	100	±0	NR	NR	NR		
Experienced SH	100	±0	95	2	3	±4	

Note. Percent responding are students who answered the question.

NR: Not reportable

4. Do you understand the following?

c. How to report sexual assault

1. Yes

2. No

3. Not sure

	Percent Responding		Percentages			Max ME	Percentage Reporting Yes
			1	2	3		
TOTAL	100	±1	97	1	2	±1	
USMA	100	±1	98	1	1	±1	
USNA	100	±1	96	1	3	±1	
USAFA	100	±1	97	1	2	±1	
CLASS							
First-Year	100	±1	98	0	1	±1	
Second-Year	99	±1	98	1	1	±1	
Third-Year	100	±1	97	1	2	±1	
Fourth-Year	100	±1	95	1	4	±2	
GENDER							
Female	99	±1	96	1	3	±1	
Male	100	±1	97	1	2	±1	
EXPERIENCED BEHAVIORS							
Not Experienced USC	100	±1	97	1	2	±1	
Experienced USC	100	±1	95	1	5	±3	
Unwanted Touching	100	±0	94	1	5	±7	
Attempted SA	100	±0	96	2	2	±2	
Completed SA	99	±1	95	0	5	±3	
Not Experienced SH	100	±1	97	1	2	±1	
Experienced SH	100	±1	97	1	2	±1	
FEMALE							
First-Year	99	±1	97	1	2	±1	
Second-Year	99	±1	97	1	1	±1	
Third-Year	100	±1	97	1	3	±1	
Fourth-Year	100	±1	93	2	5	±1	
Not Experienced USC	99	±1	96	1	3	±1	
Experienced USC	99	±1	94	1	5	±2	
Unwanted Touching	100	±0	96	1	3	±2	
Attempted SA	100	±0	96	2	2	±3	
Completed SA	98	±2	92	0	8	±3	
Not Experienced SH	99	±1	96	1	3	±1	
Experienced SH	99	±1	96	1	3	±1	
USMA	99	±1	99	1	1	±1	
First-Year	99	±1	99	1	0	±2	
Second-Year	99	±1	99	0	1	±1	
Third-Year	99	±1	98	1	1	±1	
Fourth-Year	99	±1	98	1	1	±1	
Experienced USC	98	±2	95	0	5	±2	
Unwanted Touching	100	±0	96	0	4	±2	
Attempted SA	100	±0	94	0	6	±6	
Completed SA	93	±5	100	0	0	±0	
Experienced SH	99	±1	98	1	1	±1	

Note. Percent responding are students who answered the question.

4c. Continued	Percent Responding		Percentages			Max ME	Percentage Reporting Yes
			1	2	3		
USNA	99	±1	93	2	5	±1	
First-Year	98	±1	94	1	5	±2	
Second-Year	99	±1	95	3	1	±1	
Third-Year	100	±1	96	1	4	±1	
Fourth-Year	100	±0	89	3	8	±1	
Experienced USC	100	±0	93	3	4	±2	
Unwanted Touching	100	±0	91	4	5	±6	
Attempted SA	100	±0	94	6	0	±3	
Completed SA	100	±0	95	0	5	±3	
Experienced SH	99	±1	93	2	4	±1	
USAFA	99	±1	97	1	3	±1	
First-Year	100	±0	99	0	1	±2	
Second-Year	99	±1	98	0	2	±2	
Third-Year	100	±0	97	1	2	±2	
Fourth-Year	99	±1	94	2	5	±1	
Experienced USC	100	±0	95	0	5	±3	
Unwanted Touching	100	±0	100	0	0	±0	
Attempted SA	100	±0	NR	NR	NR		
Completed SA	100	±0	85	0	15	±7	
Experienced SH	100	±1	97	1	2	±1	
MALE							
First-Year	100	±1	99	0	1	±1	
Second-Year	99	±1	98	1	1	±1	
Third-Year	100	±1	97	1	2	±2	
Fourth-Year	100	±1	96	1	3	±2	
Not Experienced USC	100	±1	97	1	2	±1	
Experienced USC	100	±0	95	NR	5	±10	
Not Experienced SH	100	±1	97	1	2	±1	
Experienced SH	100	±1	98	0	2	±2	
USMA	100	±1	98	1	1	±1	
First-Year	100	±0	99	0	1	±3	
Second-Year	99	±1	99	1	0	±2	
Third-Year	100	±1	97	1	2	±3	
Fourth-Year	100	±0	98	1	2	±3	
Experienced USC	100	±0	NR	NR	NR		
Experienced SH	100	±0	NR	NR	NR		
USNA	100	±1	97	1	2	±2	
First-Year	99	±1	98	0	1	±2	
Second-Year	100	±1	97	1	1	±3	
Third-Year	100	±0	98	1	2	±3	
Fourth-Year	100	±0	93	2	5	±4	
Experienced USC	100	±0	NR	NR	NR		
Experienced SH	100	±0	98	1	2	±4	
USAFA	100	±1	97	1	2	±1	
First-Year	100	±1	99	0	1	±2	
Second-Year	99	±1	98	1	1	±2	
Third-Year	99	±1	96	1	3	±3	
Fourth-Year	100	±1	96	1	3	±3	
Experienced USC	100	±0	NR	NR	NR		
Experienced SH	99	±1	96	1	3	±4	

Note. Percent responding are students who answered the question.
 NR: Not reportable

4. Do you understand the following?

d. The difference between restricted and unrestricted reporting of sexual assault

1. Yes

2. No

3. Not sure

	Percent Responding		Percentages			Max ME	Percentage Reporting Yes
			1	2	3		
TOTAL	99	±1	64	21	15	±2	
USMA	99	±1	75	11	14	±2	
USNA	99	±1	40	41	20	±3	
USAFA	99	±1	77	11	11	±2	
CLASS							
First-Year	99	±1	61	24	15	±3	
Second-Year	99	±1	65	20	15	±3	
Third-Year	100	±1	58	26	15	±3	
Fourth-Year	99	±1	69	16	15	±3	
GENDER							
Female	99	±1	63	21	15	±1	
Male	99	±1	64	21	15	±2	
EXPERIENCED BEHAVIORS							
Not Experienced USC	99	±1	64	21	15	±2	
Experienced USC	99	±2	57	28	15	±6	
Unwanted Touching	98	±4	63	24	14	±9	
Attempted SA	100	±0	39	35	26	±10	
Completed SA	99	±1	63	28	9	±9	
Not Experienced SH	99	±1	64	21	15	±2	
Experienced SH	99	±1	60	25	15	±3	
FEMALE							
First-Year	99	±1	65	21	13	±3	
Second-Year	98	±1	66	21	13	±2	
Third-Year	99	±1	56	27	17	±2	
Fourth-Year	99	±1	65	17	18	±1	
Not Experienced USC	99	±1	64	21	16	±1	
Experienced USC	99	±1	56	30	14	±3	
Unwanted Touching	100	±0	66	24	10	±4	
Attempted SA	100	±0	44	33	22	±5	
Completed SA	98	±2	56	36	7	±5	
Not Experienced SH	99	±1	66	19	15	±2	
Experienced SH	99	±1	61	24	16	±2	
USMA	99	±1	75	11	14	±2	
First-Year	99	±1	75	12	13	±4	
Second-Year	98	±1	78	9	13	±3	
Third-Year	99	±1	66	18	16	±3	
Fourth-Year	99	±1	80	6	14	±2	
Experienced USC	98	±2	65	22	13	±5	
Unwanted Touching	100	±0	72	19	9	±7	
Attempted SA	100	±0	49	34	17	±9	
Completed SA	93	±5	86	14	0	±6	
Experienced SH	98	±1	71	13	15	±2	

Note. Percent responding are students who answered the question.

4d. Continued	Percent Responding		Percentages			Max ME	Percentage Reporting Yes
			1	2	3		
USNA	99	±1	38	41	21	±2	
First-Year	99	±1	36	44	21	±4	
Second-Year	97	±1	40	43	17	±2	
Third-Year	100	±1	34	47	20	±2	
Fourth-Year	100	±1	42	33	25	±2	
Experienced USC	100	±0	32	53	16	±4	
Unwanted Touching	100	±0	40	47	13	±6	
Attempted SA	100	±0	19	57	25	±7	
Completed SA	100	±0	33	56	11	±7	
Experienced SH	99	±1	35	45	20	±2	
USAFA	99	±1	80	10	11	±2	
First-Year	99	±1	84	9	7	±5	
Second-Year	99	±1	82	10	8	±3	
Third-Year	99	±1	74	11	15	±3	
Fourth-Year	99	±1	79	9	12	±2	
Experienced USC	100	±0	69	18	13	±5	
Unwanted Touching	100	±0	84	8	8	±8	
Attempted SA	100	±0	66	7	27	±10	
Completed SA	100	±0	56	35	9	±9	
Experienced SH	99	±1	77	11	12	±2	
MALE							
First-Year	99	±1	60	24	16	±3	
Second-Year	99	±1	64	20	15	±3	
Third-Year	100	±1	59	26	15	±3	
Fourth-Year	99	±1	70	16	14	±3	
Not Experienced USC	99	±1	64	21	15	±2	
Experienced USC	97	±4	59	23	17	±14	
Not Experienced SH	99	±1	64	21	15	±2	
Experienced SH	99	±1	60	25	14	±5	
USMA	99	±1	75	11	14	±3	
First-Year	100	±0	75	10	15	±6	
Second-Year	99	±1	73	10	17	±5	
Third-Year	100	±1	67	18	15	±6	
Fourth-Year	99	±2	83	8	10	±5	
Experienced USC	100	±0	NR	NR	NR		
Experienced SH	99	±2	73	13	14	±9	
USNA	99	±1	40	40	19	±3	
First-Year	98	±2	32	50	18	±6	
Second-Year	98	±2	43	38	18	±5	
Third-Year	100	±0	38	45	17	±6	
Fourth-Year	99	±1	46	30	23	±6	
Experienced USC	94	±10	NR	NR	NR		
Experienced SH	98	±3	41	43	16	±8	
USAFA	100	±1	77	12	11	±2	
First-Year	100	±0	78	9	13	±4	
Second-Year	99	±1	78	12	10	±4	
Third-Year	99	±1	72	16	13	±4	
Fourth-Year	100	±1	80	10	10	±5	
Experienced USC	100	±0	NR	NR	NR		
Experienced SH	100	±0	71	16	13	±6	

Note. Percent responding are students who answered the question.
 NR: Not reportable

4. Do you understand the following?

e. How to report stalking

1. Yes

2. No

3. Not sure

	Percent Responding		Percentages			Max ME	Percentage Reporting Yes
			1	2	3		
TOTAL	99	±1	73	14	13	±2	
USMA	100	±1	72	14	14	±3	
USNA	99	±1	75	13	12	±2	
USAFA	99	±1	71	15	15	±2	
CLASS							
First-Year	100	±1	79	11	10	±2	
Second-Year	99	±1	77	13	10	±2	
Third-Year	99	±1	73	15	13	±3	
Fourth-Year	99	±1	63	17	20	±3	
GENDER							
Female	99	±1	67	16	17	±1	
Male	99	±1	74	14	13	±2	
EXPERIENCED BEHAVIORS							
Not Experienced USC	99	±1	73	14	13	±2	
Experienced USC	98	±1	60	23	18	±6	
Unwanted Touching	98	±1	57	24	19	±9	
Attempted SA	98	±1	51	30	19	±9	
Completed SA	99	±1	74	16	10	±6	
Not Experienced SH	99	±1	75	13	13	±2	
Experienced SH	99	±1	63	20	17	±3	
FEMALE							
First-Year	99	±1	73	13	14	±3	
Second-Year	99	±1	71	15	14	±2	
Third-Year	99	±1	66	18	16	±2	
Fourth-Year	99	±1	59	17	24	±1	
Not Experienced USC	99	±1	68	15	17	±1	
Experienced USC	97	±1	54	26	20	±3	
Unwanted Touching	96	±2	53	24	23	±5	
Attempted SA	98	±2	44	34	22	±5	
Completed SA	98	±2	62	23	15	±5	
Not Experienced SH	99	±1	72	12	16	±2	
Experienced SH	98	±1	62	19	19	±2	
USMA	99	±1	65	17	18	±2	
First-Year	99	±1	73	15	12	±4	
Second-Year	98	±1	70	15	15	±4	
Third-Year	99	±1	63	18	18	±3	
Fourth-Year	98	±1	57	18	24	±2	
Experienced USC	96	±2	50	27	24	±5	
Unwanted Touching	95	±4	41	25	34	±8	
Attempted SA	100	±0	49	40	11	±9	
Completed SA	93	±5	64	14	22	±8	
Experienced SH	98	±1	61	19	20	±2	

Note. Percent responding are students who answered the question.

4e. Continued	Percent Responding		Percentages			Max ME	Percentage Reporting Yes
			1	2	3		
USNA	99	±1	66	17	17	±1	
First-Year	99	±1	65	19	16	±4	
Second-Year	99	±1	69	18	12	±2	
Third-Year	98	±1	71	14	15	±2	
Fourth-Year	99	±1	59	16	24	±2	
Experienced USC	97	±2	64	18	18	±4	
Unwanted Touching	96	±2	68	13	18	±6	
Attempted SA	94	±4	46	27	27	±7	
Completed SA	100	±0	73	17	11	±6	
Experienced SH	98	±1	62	19	19	±2	
USAFA	99	±1	68	15	17	±2	
First-Year	99	±1	80	7	13	±5	
Second-Year	99	±1	74	12	14	±3	
Third-Year	99	±1	64	21	15	±4	
Fourth-Year	99	±1	60	16	24	±2	
Experienced USC	98	±1	48	32	20	±6	
Unwanted Touching	96	±2	50	31	19	±10	
Attempted SA	100	±0	36	34	30	±12	
Completed SA	100	±0	51	35	14	±9	
Experienced SH	99	±1	63	20	17	±3	
MALE							
First-Year	100	±1	80	11	9	±3	
Second-Year	99	±1	79	12	9	±3	
Third-Year	99	±1	74	14	12	±3	
Fourth-Year	99	±1	64	17	19	±3	
Not Experienced USC	99	±1	74	13	13	±2	
Experienced USC	100	±0	69	18	13	±14	
Not Experienced SH	99	±1	75	13	12	±2	
Experienced SH	99	±1	64	21	15	±5	
USMA	100	±1	73	13	13	±3	
First-Year	100	±1	80	11	9	±5	
Second-Year	100	±1	76	13	10	±5	
Third-Year	100	±1	73	16	12	±6	
Fourth-Year	100	±0	66	14	20	±5	
Experienced USC	100	±0	NR	NR	NR		
Experienced SH	100	±0	65	14	21	±10	
USNA	99	±1	77	12	10	±3	
First-Year	100	±1	82	11	7	±5	
Second-Year	100	±1	81	12	8	±5	
Third-Year	98	±2	76	12	11	±5	
Fourth-Year	99	±2	70	15	16	±6	
Experienced USC	100	±0	NR	NR	NR		
Experienced SH	98	±2	68	21	11	±8	
USAFA	99	±1	71	15	14	±2	
First-Year	100	±1	78	12	10	±4	
Second-Year	99	±1	79	11	10	±4	
Third-Year	99	±1	73	14	13	±4	
Fourth-Year	99	±1	57	22	21	±5	
Experienced USC	100	±0	NR	NR	NR		
Experienced SH	100	±0	59	25	16	±7	

Note. Percent responding are students who answered the question.

NR: Not reportable

4. Do you understand the following?

f. How to avoid situations that might increase the risk of sexual assault

1. Yes

2. No

3. Not sure

	Percent Responding		Percentages			Max ME	Percentage Reporting Yes
			1	2	3		
TOTAL	100	±1	98	1	1	±1	
USMA	100	±1	98	0	2	±1	
USNA	100	±1	97	1	2	±1	
USAFA	99	±1	99	1	1	±1	
CLASS							
First-Year	99	±1	98	1	1	±1	
Second-Year	99	±1	99	0	1	±1	
Third-Year	100	±1	98	1	1	±1	
Fourth-Year	100	±1	96	1	2	±2	
GENDER							
Female	99	±1	98	1	1	±1	
Male	100	±1	98	1	1	±1	
EXPERIENCED BEHAVIORS							
Not Experienced USC	100	±1	98	1	1	±1	
Experienced USC	100	±1	96	3	1	±3	
Unwanted Touching	100	±0	97	3	0	±4	
Attempted SA	100	±0	95	2	3	±3	
Completed SA	99	±1	95	5	0	±11	
Not Experienced SH	100	±1	98	1	1	±1	
Experienced SH	100	±1	97	2	1	±1	
FEMALE							
First-Year	99	±1	99	0	1	±1	
Second-Year	99	±1	97	1	1	±1	
Third-Year	99	±1	98	1	1	±1	
Fourth-Year	99	±1	97	1	2	±1	
Not Experienced USC	99	±1	98	1	1	±1	
Experienced USC	99	±1	96	2	1	±2	
Unwanted Touching	100	±0	97	3	0	±3	
Attempted SA	100	±0	94	2	4	±3	
Completed SA	98	±2	98	2	0	±3	
Not Experienced SH	99	±1	99	0	1	±1	
Experienced SH	99	±1	97	1	2	±1	
USMA	99	±1	98	1	1	±1	
First-Year	99	±1	99	0	1	±2	
Second-Year	99	±1	98	2	1	±2	
Third-Year	99	±1	97	1	1	±2	
Fourth-Year	99	±1	98	0	2	±1	
Experienced USC	98	±2	98	2	0	±2	
Unwanted Touching	100	±0	100	0	0	±0	
Attempted SA	100	±0	94	6	0	±6	
Completed SA	93	±5	100	0	0	±0	
Experienced SH	98	±1	97	1	2	±1	

Note. Percent responding are students who answered the question.

4f. Continued	Percent Responding		Percentages			Max ME	Percentage Reporting Yes
			1	2	3		
USNA	99	±1	97	1	2	±1	
First-Year	99	±1	98	1	1	±2	
Second-Year	99	±1	95	2	3	±1	
Third-Year	100	±1	98	0	2	±1	
Fourth-Year	100	±1	97	1	2	±1	
Experienced USC	100	±0	96	2	2	±3	
Unwanted Touching	100	±0	95	5	0	±6	
Attempted SA	100	±0	94	0	6	±4	
Completed SA	100	±0	100	0	0	±0	
Experienced SH	100	±0	96	1	2	±1	
USAFA	99	±1	99	0	1	±1	
First-Year	100	±0	100	0	0	±0	
Second-Year	99	±1	99	1	0	±1	
Third-Year	100	±0	99	1	1	±1	
Fourth-Year	99	±1	97	0	3	±1	
Experienced USC	100	±0	95	3	2	±3	
Unwanted Touching	100	±0	96	4	0	±5	
Attempted SA	100	±0	93	NR	7	±5	
Completed SA	100	±0	95	5	0	±6	
Experienced SH	100	±1	98	1	1	±1	
MALE							
First-Year	99	±1	98	1	1	±2	
Second-Year	99	±1	99	0	1	±1	
Third-Year	100	±1	98	1	1	±2	
Fourth-Year	100	±1	96	1	2	±2	
Not Experienced USC	100	±1	98	1	1	±1	
Experienced USC	100	±0	95	5	NR	±9	
Not Experienced SH	100	±1	98	1	1	±1	
Experienced SH	100	±1	97	2	1	±2	
USMA	100	±1	98	0	2	±1	
First-Year	100	±0	97	0	3	±3	
Second-Year	100	±1	99	0	1	±2	
Third-Year	100	±0	98	0	2	±3	
Fourth-Year	100	±1	97	1	2	±3	
Experienced USC	100	±0	NR	NR	NR		
Experienced SH	100	±0	98	1	1	±6	
USNA	100	±1	97	1	2	±1	
First-Year	99	±2	98	1	1	±3	
Second-Year	100	±1	100	0	0	±2	
Third-Year	100	±0	98	1	1	±3	
Fourth-Year	100	±0	94	2	4	±4	
Experienced USC	100	±0	NR	NR	NR		
Experienced SH	99	±2	96	3	1	±5	
USAFA	99	±1	99	1	0	±1	
First-Year	100	±1	100	0	0	±1	
Second-Year	99	±1	99	1	1	±2	
Third-Year	99	±1	99	1	0	±2	
Fourth-Year	99	±1	98	1	1	±2	
Experienced USC	100	±0	NR	NR	NR		
Experienced SH	100	±0	99	1	0	±3	

Note. Percent responding are students who answered the question.
NR: Not reportable

4. Do you understand the following?

g. How to obtain medical care following a sexual assault

1. Yes

2. No

3. Not sure

	Percent Responding		Percentages			Max ME	Percentage Reporting Yes
			1	2	3		
TOTAL	99	±1	92	4	4	±1	
USMA	100	±1	93	3	3	±2	
USNA	99	±1	89	6	5	±2	
USAFA	99	±1	94	3	3	±1	
CLASS							
First-Year	99	±1	94	3	3	±2	
Second-Year	100	±1	95	2	3	±1	
Third-Year	99	±1	93	4	4	±2	
Fourth-Year	100	±1	87	7	6	±2	
GENDER							
Female	99	±1	91	4	6	±1	
Male	100	±1	92	4	4	±1	
EXPERIENCED BEHAVIORS							
Not Experienced USC	99	±1	92	4	4	±1	
Experienced USC	100	±1	88	7	5	±5	
Unwanted Touching	100	±0	87	10	4	±8	
Attempted SA	100	±0	87	3	9	±4	
Completed SA	99	±1	91	6	2	±10	
Not Experienced SH	99	±1	93	4	4	±1	
Experienced SH	100	±1	90	5	5	±2	
FEMALE							
First-Year	99	±1	95	2	3	±2	
Second-Year	100	±1	93	3	5	±1	
Third-Year	99	±1	92	4	5	±1	
Fourth-Year	100	±1	84	5	10	±1	
Not Experienced USC	99	±1	91	3	6	±1	
Experienced USC	99	±1	89	6	6	±2	
Unwanted Touching	100	±0	89	8	3	±3	
Attempted SA	100	±0	86	4	10	±4	
Completed SA	98	±2	93	4	4	±2	
Not Experienced SH	99	±1	91	3	6	±1	
Experienced SH	99	±1	90	4	6	±1	
USMA	99	±1	93	2	5	±1	
First-Year	98	±2	98	1	1	±2	
Second-Year	99	±1	95	0	5	±2	
Third-Year	99	±1	94	2	4	±2	
Fourth-Year	99	±1	85	5	11	±2	
Experienced USC	98	±2	90	3	7	±3	
Unwanted Touching	100	±0	91	4	4	±3	
Attempted SA	100	±0	89	0	11	±7	
Completed SA	93	±5	86	7	7	±4	
Experienced SH	98	±1	92	2	6	±1	

Note. Percent responding are students who answered the question.

4g. Continued	Percent Responding		Percentages			Max ME	Percentage Reporting Yes
			1	2	3		
USNA	100	±1	87	6	7	±1	
First-Year	99	±1	93	3	4	±3	
Second-Year	100	±0	88	6	6	±2	
Third-Year	99	±1	87	6	7	±2	
Fourth-Year	100	±0	80	9	10	±1	
Experienced USC	100	±0	85	12	3	±3	
Unwanted Touching	100	±0	83	17	0	±4	
Attempted SA	100	±0	81	12	6	±6	
Completed SA	100	±0	89	5	5	±4	
Experienced SH	100	±1	87	7	6	±1	
USAFA	99	±1	93	2	5	±1	
First-Year	100	±0	96	2	3	±3	
Second-Year	99	±1	95	2	3	±2	
Third-Year	100	±0	95	2	3	±2	
Fourth-Year	99	±1	88	2	10	±2	
Experienced USC	100	±0	92	2	6	±4	
Unwanted Touching	100	±0	91	5	4	±9	
Attempted SA	100	±0	86	NR	14	±8	
Completed SA	100	±0	100	0	0	±0	
Experienced SH	100	±1	92	2	6	±2	
MALE							
First-Year	99	±1	94	4	3	±2	
Second-Year	100	±1	96	2	2	±2	
Third-Year	99	±1	93	4	3	±2	
Fourth-Year	100	±1	88	7	5	±3	
Not Experienced USC	100	±1	92	4	4	±1	
Experienced USC	100	±0	87	10	NR	±12	
Not Experienced SH	99	±1	93	4	3	±1	
Experienced SH	100	±0	90	5	5	±3	
USMA	100	±1	93	4	3	±2	
First-Year	100	±0	95	3	2	±4	
Second-Year	99	±1	95	2	3	±3	
Third-Year	100	±0	95	1	4	±4	
Fourth-Year	100	±0	89	7	3	±4	
Experienced USC	100	±0	NR	NR	NR		
Experienced SH	100	±0	95	2	3	±6	
USNA	99	±1	90	5	5	±2	
First-Year	99	±1	89	6	5	±4	
Second-Year	100	±0	96	2	2	±3	
Third-Year	100	±1	90	7	3	±4	
Fourth-Year	99	±2	84	8	8	±5	
Experienced USC	100	±0	NR	NR	NR		
Experienced SH	100	±0	85	8	7	±7	
USAFA	99	±1	94	3	3	±2	
First-Year	99	±1	97	1	2	±2	
Second-Year	99	±1	97	1	2	±2	
Third-Year	99	±1	94	4	3	±3	
Fourth-Year	100	±1	89	6	5	±4	
Experienced USC	100	±0	NR	NR	NR		
Experienced SH	100	±0	92	4	4	±5	

Note. Percent responding are students who answered the question.

NR: Not reportable

4. Do you understand the following?

h. How to obtain counseling following a sexual assault

1. Yes

2. No

3. Not sure

	Percent Responding		Percentages			Max ME	Percentage Reporting Yes
			1	2	3		
TOTAL	99	±1	95	2	3	±1	
USMA	100	±1	95	2	3	±2	
USNA	99	±1	93	3	3	±2	
USAFA	99	±1	97	1	2	±1	
CLASS							
First-Year	99	±1	97	1	2	±1	
Second-Year	99	±1	97	2	2	±1	
Third-Year	100	±1	95	2	3	±2	
Fourth-Year	99	±1	93	3	4	±2	
GENDER							
Female	99	±1	93	2	4	±1	
Male	99	±1	96	2	2	±1	
EXPERIENCED BEHAVIORS							
Not Experienced USC	99	±1	95	2	3	±1	
Experienced USC	99	±1	94	3	4	±3	
Unwanted Touching	99	±1	94	1	4	±4	
Attempted SA	100	±0	91	4	5	±4	
Completed SA	99	±1	95	5	0	±11	
Not Experienced SH	99	±1	95	2	3	±1	
Experienced SH	99	±1	94	3	3	±2	
FEMALE							
First-Year	99	±1	96	1	3	±1	
Second-Year	99	±1	95	2	3	±1	
Third-Year	100	±1	92	2	6	±1	
Fourth-Year	99	±1	91	3	6	±1	
Not Experienced USC	99	±1	94	2	4	±1	
Experienced USC	99	±1	93	3	5	±2	
Unwanted Touching	98	±2	92	3	6	±3	
Attempted SA	100	±0	90	4	6	±4	
Completed SA	98	±2	98	2	0	±3	
Not Experienced SH	99	±1	94	2	5	±1	
Experienced SH	99	±1	93	3	4	±1	
USMA	98	±1	93	3	4	±1	
First-Year	98	±2	97	1	2	±2	
Second-Year	98	±1	95	3	3	±2	
Third-Year	99	±1	91	3	6	±2	
Fourth-Year	99	±1	91	4	5	±1	
Experienced USC	98	±2	93	4	4	±3	
Unwanted Touching	100	±0	91	4	5	±5	
Attempted SA	100	±0	94	6	0	±6	
Completed SA	93	±5	100	0	0	±0	
Experienced SH	98	±1	92	3	5	±1	

Note. Percent responding are students who answered the question.

4h. Continued	Percent Responding		Percentages			Max ME	Percentage Reporting Yes
			1	2	3		
USNA	99	±1	90	3	6	±1	
First-Year	98	±1	93	2	6	±3	
Second-Year	99	±1	92	3	5	±2	
Third-Year	100	±0	90	3	7	±2	
Fourth-Year	99	±1	87	5	8	±1	
Experienced USC	98	±2	91	3	5	±2	
Unwanted Touching	95	±4	87	4	9	±4	
Attempted SA	100	±0	88	6	6	±5	
Completed SA	100	±0	100	0	0	±0	
Experienced SH	99	±1	91	4	5	±1	
USAFA	99	±1	97	1	2	±1	
First-Year	99	±1	99	0	1	±2	
Second-Year	99	±1	98	1	1	±2	
Third-Year	100	±0	96	1	3	±2	
Fourth-Year	99	±1	95	2	4	±1	
Experienced USC	100	±0	94	2	5	±3	
Unwanted Touching	100	±0	96	0	4	±5	
Attempted SA	100	±0	86	NR	14	±8	
Completed SA	100	±0	95	5	0	±6	
Experienced SH	99	±1	96	1	3	±1	
MALE							
First-Year	99	±1	97	1	2	±2	
Second-Year	99	±1	97	2	1	±2	
Third-Year	100	±1	96	2	2	±2	
Fourth-Year	100	±1	93	3	4	±2	
Not Experienced USC	99	±1	96	2	2	±1	
Experienced USC	100	±0	95	3	2	±10	
Not Experienced SH	100	±1	96	2	2	±1	
Experienced SH	99	±1	95	3	2	±3	
USMA	100	±1	96	1	3	±2	
First-Year	100	±0	99	0	1	±3	
Second-Year	100	±1	95	2	2	±3	
Third-Year	100	±1	96	1	3	±3	
Fourth-Year	100	±1	93	2	5	±4	
Experienced USC	100	±0	NR	NR	NR		
Experienced SH	100	±0	99	1	NR	±4	
USNA	100	±1	94	4	2	±2	
First-Year	98	±2	94	3	3	±3	
Second-Year	100	±1	96	3	1	±3	
Third-Year	100	±0	94	5	1	±4	
Fourth-Year	100	±0	92	4	4	±4	
Experienced USC	100	±0	NR	NR	NR		
Experienced SH	98	±2	92	4	4	±6	
USAFA	99	±1	97	1	2	±1	
First-Year	100	±1	99	0	1	±2	
Second-Year	99	±1	99	0	1	±2	
Third-Year	99	±1	97	1	2	±2	
Fourth-Year	99	±1	94	3	3	±3	
Experienced USC	100	±0	NR	NR	NR		
Experienced SH	100	±0	95	3	2	±4	

Note. Percent responding are students who answered the question.
NR: Not reportable

4. Do you understand the following?

i. The services that your Academy's legal office can provide to a victim in response to sexual assault

1. Yes

2. No

3. Not sure

	Percent Responding		Percentages			Max ME	Percentage Reporting Yes
			1	2	3		
TOTAL	100	±1	84	7	8	±1	
USMA	100	±1	89	5	6	±2	
USNA	100	±1	73	14	13	±2	
USAFA	100	±1	90	4	6	±2	
CLASS							
First-Year	100	±1	86	7	7	±2	
Second-Year	100	±1	88	5	7	±2	
Third-Year	100	±1	85	7	8	±2	
Fourth-Year	100	±1	78	11	11	±2	
GENDER							
Female	99	±1	80	8	12	±1	
Male	100	±1	85	7	8	±2	
EXPERIENCED BEHAVIORS							
Not Experienced USC	100	±1	84	7	8	±1	
Experienced USC	100	±1	75	12	13	±6	
Unwanted Touching	100	±0	76	15	9	±9	
Attempted SA	100	±0	71	18	11	±6	
Completed SA	99	±1	75	5	20	±11	
Not Experienced SH	100	±1	85	7	8	±1	
Experienced SH	100	±1	78	11	11	±2	
FEMALE							
First-Year	99	±1	87	5	7	±2	
Second-Year	100	±1	83	8	9	±2	
Third-Year	100	±1	81	8	11	±2	
Fourth-Year	100	±1	72	10	18	±1	
Not Experienced USC	99	±1	81	8	11	±1	
Experienced USC	99	±1	76	10	14	±3	
Unwanted Touching	100	±0	81	10	10	±3	
Attempted SA	100	±0	67	20	12	±5	
Completed SA	98	±2	79	2	19	±4	
Not Experienced SH	99	±1	83	6	11	±1	
Experienced SH	99	±1	78	10	12	±1	
USMA	99	±1	84	5	10	±1	
First-Year	99	±1	93	3	5	±3	
Second-Year	99	±1	86	5	9	±3	
Third-Year	99	±1	87	4	9	±3	
Fourth-Year	99	±1	73	9	18	±2	
Experienced USC	98	±2	78	9	12	±4	
Unwanted Touching	100	±0	90	5	5	±6	
Attempted SA	100	±0	72	23	5	±8	
Completed SA	93	±5	80	0	20	±5	
Experienced SH	99	±1	82	7	12	±2	

Note. Percent responding are students who answered the question.

4i. Continued	Percent Responding		Percentages			Max ME	Percentage Reporting Yes
			1	2	3		
USNA	100	±1	69	16	15	±1	
First-Year	99	±1	76	14	10	±4	
Second-Year	100	±0	73	15	12	±2	
Third-Year	100	±1	69	15	17	±2	
Fourth-Year	100	±0	61	19	20	±2	
Experienced USC	100	±0	67	19	14	±4	
Unwanted Touching	100	±0	57	21	21	±6	
Attempted SA	100	±0	63	31	6	±7	
Completed SA	100	±0	83	6	11	±6	
Experienced SH	100	±0	68	19	14	±2	
USAFA	99	±1	89	3	9	±1	
First-Year	100	±0	93	0	7	±4	
Second-Year	99	±1	90	4	5	±3	
Third-Year	100	±0	90	4	7	±3	
Fourth-Year	99	±1	83	3	15	±2	
Experienced USC	100	±0	81	3	16	±4	
Unwanted Touching	100	±0	93	4	4	±5	
Attempted SA	100	±0	66	7	27	±10	
Completed SA	100	±0	76	0	24	±8	
Experienced SH	100	±1	86	4	10	±2	
MALE							
First-Year	100	±1	86	7	7	±3	
Second-Year	100	±1	89	4	6	±2	
Third-Year	100	±1	85	7	8	±3	
Fourth-Year	100	±1	80	11	10	±3	
Not Experienced USC	100	±1	85	7	8	±2	
Experienced USC	100	±0	74	16	11	±14	
Not Experienced SH	100	±1	86	7	8	±2	
Experienced SH	100	±0	78	12	10	±4	
USMA	100	±1	90	4	6	±2	
First-Year	100	±0	92	3	5	±4	
Second-Year	99	±1	93	3	4	±3	
Third-Year	100	±1	89	4	7	±5	
Fourth-Year	100	±1	86	8	6	±4	
Experienced USC	100	±0	NR	NR	NR		
Experienced SH	100	±0	84	10	6	±8	
USNA	100	±1	74	14	12	±3	
First-Year	99	±1	75	15	11	±5	
Second-Year	100	±0	80	9	11	±5	
Third-Year	100	±1	77	12	11	±5	
Fourth-Year	100	±0	66	18	16	±6	
Experienced USC	100	±0	NR	NR	NR		
Experienced SH	100	±0	63	21	16	±8	
USAFA	100	±1	91	4	5	±2	
First-Year	100	±1	94	2	4	±3	
Second-Year	99	±1	95	1	3	±2	
Third-Year	99	±1	90	4	5	±3	
Fourth-Year	100	±1	86	7	8	±4	
Experienced USC	100	±0	NR	NR	NR		
Experienced SH	100	±0	90	4	6	±5	

Note. Percent responding are students who answered the question.
NR: Not reportable

4. Do you understand the following?

j. The general responsibilities of law enforcement and criminal investigative agencies in response to sexual assaults

1. Yes

2. No

3. Not sure

	Percent Responding		Percentages			Max ME	Percentage Reporting Yes
			1	2	3		
TOTAL	100	±1	84	7	9	±1	
USMA	100	±1	88	4	7	±2	
USNA	100	±1	75	12	13	±2	
USAFA	99	±1	88	4	8	±2	
CLASS							
First-Year	99	±1	87	7	6	±2	
Second-Year	99	±1	87	5	8	±2	
Third-Year	100	±1	83	7	10	±2	
Fourth-Year	100	±1	79	9	11	±2	
GENDER							
Female	99	±1	78	9	13	±1	
Male	100	±1	85	7	8	±2	
EXPERIENCED BEHAVIORS							
Not Experienced USC	99	±1	84	7	9	±1	
Experienced USC	100	±1	74	13	12	±5	
Unwanted Touching	100	±0	73	18	10	±8	
Attempted SA	100	±0	77	14	9	±6	
Completed SA	99	±1	79	6	14	±10	
Not Experienced SH	100	±1	85	6	9	±1	
Experienced SH	99	±1	77	11	11	±2	
FEMALE							
First-Year	99	±1	85	7	8	±2	
Second-Year	99	±1	80	10	10	±2	
Third-Year	100	±1	79	8	13	±2	
Fourth-Year	100	±1	71	11	18	±1	
Not Experienced USC	99	±1	79	9	12	±1	
Experienced USC	99	±1	70	14	16	±3	
Unwanted Touching	100	±0	63	20	17	±5	
Attempted SA	100	±0	73	16	10	±5	
Completed SA	98	±2	81	4	15	±4	
Not Experienced SH	99	±1	81	7	12	±1	
Experienced SH	99	±1	75	11	13	±1	
USMA	99	±1	82	7	10	±2	
First-Year	99	±1	94	4	3	±3	
Second-Year	99	±1	83	7	10	±3	
Third-Year	99	±1	81	9	11	±3	
Fourth-Year	99	±1	75	9	15	±2	
Experienced USC	98	±2	78	11	11	±4	
Unwanted Touching	100	±0	76	14	10	±7	
Attempted SA	100	±0	77	17	6	±8	
Completed SA	93	±5	93	0	7	±3	
Experienced SH	99	±1	78	10	12	±2	

Note. Percent responding are students who answered the question.

4j. Continued	Percent Responding		Percentages			Max ME	Percentage Reporting Yes
			1	2	3		
USNA	99	±1	68	16	16	±1	
First-Year	99	±1	74	15	11	±4	
Second-Year	99	±1	67	18	14	±2	
Third-Year	100	±1	71	14	16	±2	
Fourth-Year	100	±0	62	18	20	±2	
Experienced USC	100	±0	60	21	19	±4	
Unwanted Touching	100	±0	44	30	27	±6	
Attempted SA	100	±0	63	25	13	±7	
Completed SA	100	±0	78	6	16	±6	
Experienced SH	100	±1	67	19	15	±2	
USAFA	99	±1	85	4	11	±2	
First-Year	100	±0	89	3	9	±4	
Second-Year	99	±1	90	5	5	±3	
Third-Year	100	±0	85	2	13	±3	
Fourth-Year	99	±1	78	5	17	±2	
Experienced USC	100	±0	72	10	18	±5	
Unwanted Touching	100	±0	69	16	15	±8	
Attempted SA	100	±0	80	7	14	±9	
Completed SA	100	±0	75	5	19	±8	
Experienced SH	100	±1	82	5	13	±2	
MALE							
First-Year	99	±1	87	7	6	±3	
Second-Year	99	±1	89	4	7	±2	
Third-Year	100	±1	84	7	9	±3	
Fourth-Year	100	±1	81	9	10	±3	
Not Experienced USC	100	±1	85	7	8	±2	
Experienced USC	100	±0	80	13	7	±13	
Not Experienced SH	100	±1	86	6	8	±2	
Experienced SH	99	±1	79	11	9	±4	
USMA	100	±1	89	4	7	±2	
First-Year	100	±1	92	4	4	±4	
Second-Year	99	±1	92	2	6	±3	
Third-Year	100	±0	89	3	8	±5	
Fourth-Year	100	±0	86	6	8	±4	
Experienced USC	100	±0	NR	NR	NR		
Experienced SH	99	±2	84	11	5	±8	
USNA	100	±1	77	12	12	±3	
First-Year	99	±1	76	14	10	±5	
Second-Year	100	±1	81	7	12	±5	
Third-Year	100	±1	76	11	13	±5	
Fourth-Year	100	±0	74	14	12	±5	
Experienced USC	100	±0	NR	NR	NR		
Experienced SH	99	±2	71	17	12	±8	
USAFA	99	±1	89	4	7	±2	
First-Year	100	±1	94	2	4	±2	
Second-Year	99	±1	93	3	4	±3	
Third-Year	99	±1	88	5	7	±4	
Fourth-Year	99	±1	83	7	11	±4	
Experienced USC	100	±0	NR	NR	NR		
Experienced SH	99	±1	85	5	9	±6	

Note. Percent responding are students who answered the question.
 NR: Not reportable

4. Do you understand the following?

k. The role of the chain of command in handling sexual assaults

1. Yes

2. No

3. Not sure

	Percent Responding		Percentages			Max ME	Percentage Reporting Yes
			1	2	3		
TOTAL	100	±1	82	8	10	±1	
USMA	100	±1	91	3	6	±2	
USNA	100	±1	71	14	15	±2	
USAFA	99	±1	84	7	9	±2	
CLASS							
First-Year	100	±1	86	7	6	±2	
Second-Year	99	±1	84	6	10	±2	
Third-Year	100	±1	81	8	11	±2	
Fourth-Year	100	±1	77	10	13	±2	
GENDER							
Female	100	±1	75	11	15	±1	
Male	100	±1	83	7	9	±2	
EXPERIENCED BEHAVIORS							
Not Experienced USC	100	±1	82	8	10	±1	
Experienced USC	100	±1	66	22	12	±6	
Unwanted Touching	100	±0	64	24	13	±10	
Attempted SA	100	±0	69	20	11	±6	
Completed SA	99	±1	71	17	13	±12	
Not Experienced SH	100	±1	84	7	9	±2	
Experienced SH	100	±1	72	13	14	±2	
FEMALE							
First-Year	99	±1	84	7	9	±2	
Second-Year	100	±1	75	12	12	±2	
Third-Year	100	±1	75	9	16	±2	
Fourth-Year	100	±1	68	13	19	±1	
Not Experienced USC	100	±1	76	10	14	±1	
Experienced USC	99	±1	67	16	18	±3	
Unwanted Touching	100	±0	65	15	20	±4	
Attempted SA	100	±0	65	22	12	±5	
Completed SA	98	±2	74	8	19	±4	
Not Experienced SH	100	±1	79	7	14	±1	
Experienced SH	99	±1	71	13	15	±1	
USMA	99	±1	82	7	11	±2	
First-Year	99	±1	89	7	4	±3	
Second-Year	99	±1	81	8	12	±3	
Third-Year	99	±1	83	5	12	±3	
Fourth-Year	99	±1	79	7	13	±2	
Experienced USC	98	±2	71	13	16	±5	
Unwanted Touching	100	±0	86	5	9	±6	
Attempted SA	100	±0	66	28	6	±9	
Completed SA	93	±5	65	0	35	±8	
Experienced SH	99	±1	78	9	13	±2	

Note. Percent responding are students who answered the question.

4k. Continued	Percent Responding		Percentages			Max ME	Percentage Reporting Yes
			1	2	3		
USNA	100	±1	64	17	18	±1	
First-Year	99	±1	74	12	14	±4	
Second-Year	100	±0	63	19	18	±2	
Third-Year	100	±0	66	16	18	±2	
Fourth-Year	100	±0	58	20	22	±2	
Experienced USC	100	±0	56	22	21	±4	
Unwanted Touching	100	±0	39	30	31	±6	
Attempted SA	100	±0	57	25	19	±7	
Completed SA	100	±0	78	11	11	±6	
Experienced SH	100	±0	60	22	18	±2	
USAFA	99	±1	80	6	14	±2	
First-Year	100	±0	89	1	10	±4	
Second-Year	99	±1	84	9	8	±3	
Third-Year	100	±0	80	5	16	±3	
Fourth-Year	99	±1	70	10	20	±2	
Experienced USC	100	±0	72	13	16	±5	
Unwanted Touching	100	±0	70	11	19	±8	
Attempted SA	100	±0	73	13	14	±9	
Completed SA	100	±0	76	10	15	±8	
Experienced SH	100	±1	77	8	15	±2	
MALE							
First-Year	100	±1	87	7	6	±3	
Second-Year	99	±1	85	5	10	±2	
Third-Year	100	±1	82	8	10	±3	
Fourth-Year	100	±1	79	9	12	±3	
Not Experienced USC	100	±1	83	7	9	±2	
Experienced USC	100	±0	65	31	4	±14	
Not Experienced SH	100	±1	84	7	9	±2	
Experienced SH	100	±0	73	14	13	±5	
USMA	100	±1	93	2	5	±2	
First-Year	100	±0	95	1	4	±4	
Second-Year	99	±1	93	0	7	±3	
Third-Year	100	±1	91	3	7	±4	
Fourth-Year	100	±0	93	3	4	±4	
Experienced USC	100	±0	NR	NR	NR		
Experienced SH	100	±0	87	5	8	±8	
USNA	100	±1	73	13	14	±3	
First-Year	100	±1	77	16	8	±5	
Second-Year	100	±1	73	10	16	±5	
Third-Year	100	±0	72	15	13	±6	
Fourth-Year	100	±0	68	14	18	±6	
Experienced USC	100	±0	NR	NR	NR		
Experienced SH	100	±0	61	22	17	±8	
USAFA	99	±1	85	7	9	±2	
First-Year	100	±1	90	3	6	±3	
Second-Year	99	±1	91	5	5	±3	
Third-Year	99	±1	85	6	9	±4	
Fourth-Year	100	±1	75	11	13	±5	
Experienced USC	100	±0	NR	NR	NR		
Experienced SH	100	±0	76	11	12	±6	

Note. Percent responding are students who answered the question.
NR: Not reportable

4. Do you understand the following?

I. Where to go if you need additional information on the areas above

1. Yes

2. No

3. Not sure

	Percent Responding		Percentages			Max ME	Percentage Reporting Yes
			1	2	3		
TOTAL	100	±1	91	4	6	±1	
USMA	100	±1	93	2	5	±2	
USNA	100	±1	88	6	7	±2	
USAFA	99	±1	91	3	5	±2	
CLASS							
First-Year	100	±1	92	4	4	±2	
Second-Year	100	±1	93	2	4	±2	
Third-Year	100	±1	91	3	6	±2	
Fourth-Year	100	±1	86	6	8	±2	
GENDER							
Female	99	±1	89	4	7	±1	
Male	100	±1	91	4	5	±1	
EXPERIENCED BEHAVIORS							
Not Experienced USC	100	±1	91	4	6	±1	
Experienced USC	100	±1	80	10	10	±6	
Unwanted Touching	100	±0	78	12	10	±9	
Attempted SA	100	±0	87	4	9	±4	
Completed SA	99	±1	81	8	11	±11	
Not Experienced SH	100	±1	92	3	5	±1	
Experienced SH	100	±1	86	6	8	±2	
FEMALE							
First-Year	99	±1	92	3	4	±2	
Second-Year	99	±1	91	4	5	±1	
Third-Year	100	±1	88	4	8	±1	
Fourth-Year	100	±1	85	5	10	±1	
Not Experienced USC	99	±1	89	4	7	±1	
Experienced USC	99	±1	86	6	7	±2	
Unwanted Touching	100	±0	86	9	5	±3	
Attempted SA	100	±0	86	4	10	±4	
Completed SA	98	±2	86	6	8	±4	
Not Experienced SH	99	±1	92	3	6	±1	
Experienced SH	99	±1	86	6	8	±1	
USMA	99	±1	91	2	7	±1	
First-Year	99	±1	94	3	3	±3	
Second-Year	99	±1	94	0	6	±2	
Third-Year	99	±1	91	3	6	±2	
Fourth-Year	99	±1	87	3	11	±1	
Experienced USC	98	±2	92	6	2	±4	
Unwanted Touching	100	±0	90	10	0	±6	
Attempted SA	100	±0	88	6	6	±8	
Completed SA	93	±5	100	0	0	±0	
Experienced SH	99	±1	90	3	7	±2	

Note. Percent responding are students who answered the question.

4I. Continued	Percent Responding		Percentages			Max ME	Percentage Reporting Yes
			1	2	3		
USNA	100	±1	83	7	10	±1	
First-Year	98	±2	83	8	9	±3	
Second-Year	100	±0	85	8	6	±2	
Third-Year	100	±0	83	5	12	±2	
Fourth-Year	100	±0	81	7	11	±1	
Experienced USC	100	±0	81	7	12	±3	
Unwanted Touching	100	±0	79	8	13	±5	
Attempted SA	100	±0	81	6	12	±6	
Completed SA	100	±0	83	6	11	±6	
Experienced SH	100	±1	80	8	12	±2	
USAFA	99	±1	92	3	5	±1	
First-Year	100	±0	98	0	2	±2	
Second-Year	99	±1	94	4	2	±2	
Third-Year	99	±1	92	4	4	±2	
Fourth-Year	99	±1	86	5	9	±2	
Experienced USC	100	±0	86	6	8	±4	
Unwanted Touching	100	±0	89	8	4	±6	
Attempted SA	100	±0	86	NR	14	±8	
Completed SA	100	±0	80	10	10	±8	
Experienced SH	100	±1	88	6	6	±2	
MALE							
First-Year	100	±1	92	4	4	±2	
Second-Year	100	±1	94	2	4	±2	
Third-Year	100	±1	92	3	5	±2	
Fourth-Year	100	±1	86	6	8	±3	
Not Experienced USC	100	±1	91	4	5	±1	
Experienced USC	100	±0	71	15	14	±13	
Not Experienced SH	100	±1	92	3	5	±1	
Experienced SH	100	±1	87	6	8	±4	
USMA	100	±1	93	2	4	±2	
First-Year	100	±0	96	1	3	±3	
Second-Year	99	±1	96	1	2	±3	
Third-Year	100	±0	95	1	4	±4	
Fourth-Year	100	±1	88	5	8	±4	
Experienced USC	100	±0	NR	NR	NR		
Experienced SH	100	±0	90	5	5	±7	
USNA	100	±1	89	5	6	±2	
First-Year	99	±1	87	7	7	±4	
Second-Year	100	±0	91	3	5	±4	
Third-Year	100	±0	89	4	7	±4	
Fourth-Year	100	±1	87	7	6	±4	
Experienced USC	100	±0	NR	NR	NR		
Experienced SH	99	±2	85	8	7	±7	
USAFA	100	±1	91	3	5	±2	
First-Year	100	±1	96	2	2	±2	
Second-Year	99	±1	95	1	4	±3	
Third-Year	99	±1	93	3	4	±3	
Fourth-Year	100	±1	84	6	10	±4	
Experienced USC	100	±0	NR	NR	NR		
Experienced SH	100	±0	86	4	10	±6	

Note. Percent responding are students who answered the question.
NR: Not reportable

5. Have you received training since June 2005 on topics related to sexual harassment? Constructed from Q5.

	Percent Responding		Percentages	Max ME	Percentage Reporting Yes
			Yes		
TOTAL	99	±1	98	±1	
USMA	99	±1	97	±1	
USNA	99	±1	97	±1	
USAFA	99	±1	99	±1	
CLASS					
First-Year	99	±1	97	±1	
Second-Year	100	±1	98	±1	
Third-Year	99	±1	97	±1	
Fourth-Year	100	±1	99	±1	
GENDER					
Female	99	±1	96	±1	
Male	99	±1	98	±1	
EXPERIENCED BEHAVIORS					
Not Experienced USC	99	±1	98	±1	
Experienced USC	100	±0	95	±3	
Unwanted Touching	100	±0	94	±5	
Attempted SA	100	±0	93	±4	
Completed SA	100	±0	97	±3	
Not Experienced SH	99	±1	98	±1	
Experienced SH	100	±1	96	±1	
FEMALE					
First-Year	99	±1	94	±2	
Second-Year	100	±1	95	±1	
Third-Year	99	±1	96	±1	
Fourth-Year	100	±1	99	±1	
Not Experienced USC	99	±1	96	±1	
Experienced USC	100	±0	93	±2	
Unwanted Touching	100	±0	92	±4	
Attempted SA	100	±0	92	±4	
Completed SA	100	±0	96	±3	
Not Experienced SH	99	±1	96	±1	
Experienced SH	100	±1	96	±1	
USMA					
First-Year	99	±1	90	±3	
Second-Year	100	±0	90	±3	
Third-Year	99	±1	94	±2	
Fourth-Year	100	±0	99	±1	
Experienced USC	100	±0	93	±4	
Unwanted Touching	100	±0	90	±6	
Attempted SA	100	±0	88	±8	
Completed SA	100	±0	100	±0	
Experienced SH	99	±1	93	±2	

Note. Percent responding are students who answered the question. Respondents who answered "Does not apply, I have not had training" are coded as "No" (Q5a).

5. Continued	Percent Responding		Percentages	Max ME	Percentage Reporting Yes
			Yes		
USNA	100	±0	95	±1	
First-Year	100	±0	91	±3	
Second-Year	100	±0	95	±1	
Third-Year	100	±0	95	±1	
Fourth-Year	100	±1	98	±1	
Experienced USC	100	±0	91	±3	
Unwanted Touching	100	±0	96	±2	
Attempted SA	100	±0	87	±6	
Completed SA	100	±0	88	±8	
Experienced SH	100	±1	95	±1	
USAFA	99	±1	99	±1	
First-Year	98	±2	99	±2	
Second-Year	99	±1	99	±1	
Third-Year	99	±1	99	±1	
Fourth-Year	100	±0	100	±0	
Experienced USC	100	±0	96	±4	
Unwanted Touching	100	±0	91	±8	
Attempted SA	100	±0	NR		
Completed SA	100	±0	100	±0	
Experienced SH	100	±1	99	±1	
MALE					
First-Year	99	±1	97	±2	
Second-Year	100	±1	98	±1	
Third-Year	99	±1	98	±2	
Fourth-Year	100	±1	99	±1	
Not Experienced USC	99	±1	98	±1	
Experienced USC	100	±0	NR		
Not Experienced SH	99	±1	98	±1	
Experienced SH	100	±0	97	±3	
USMA	99	±1	97	±1	
First-Year	99	±2	97	±3	
Second-Year	100	±0	98	±2	
Third-Year	99	±2	96	±3	
Fourth-Year	100	±1	99	±2	
Experienced USC	100	±0	NR		
Experienced SH	100	±0	96	±6	
USNA	99	±1	98	±1	
First-Year	99	±1	96	±3	
Second-Year	99	±1	99	±2	
Third-Year	99	±1	97	±3	
Fourth-Year	100	±0	98	±2	
Experienced USC	100	±0	NR		
Experienced SH	100	±0	98	±4	
USAFA	99	±1	99	±1	
First-Year	99	±1	99	±2	
Second-Year	100	±1	99	±2	
Third-Year	99	±1	99	±2	
Fourth-Year	100	±1	98	±2	
Experienced USC	100	±0	NR		
Experienced SH	100	±0	96	±4	

Note. Percent responding are students who answered the question. Respondents who answered "Does not apply, I have not had training" are coded as "No" (Q5a).
 NR: Not reportable

5. Have you received training since June 2005 on topics related to sexual assault? Constructed from Q5.

	Percent Responding		Percentages	Max ME	Percentage Reporting Yes
			Yes		
TOTAL	99	±1	98	±1	
USMA	99	±1	97	±1	
USNA	99	±1	97	±1	
USAFA	99	±1	99	±1	
CLASS					
First-Year	99	±1	97	±1	
Second-Year	99	±1	98	±1	
Third-Year	99	±1	97	±1	
Fourth-Year	100	±1	99	±1	
GENDER					
Female	99	±1	96	±1	
Male	99	±1	98	±1	
EXPERIENCED BEHAVIORS					
Not Experienced USC	99	±1	98	±1	
Experienced USC	100	±1	95	±3	
Unwanted Touching	100	±0	94	±5	
Attempted SA	98	±2	92	±4	
Completed SA	100	±0	97	±3	
Not Experienced SH	99	±1	98	±1	
Experienced SH	100	±1	97	±1	
FEMALE					
First-Year	98	±1	94	±2	
Second-Year	99	±1	96	±1	
Third-Year	99	±1	96	±1	
Fourth-Year	100	±1	99	±1	
Not Experienced USC	99	±1	96	±1	
Experienced USC	99	±1	93	±2	
Unwanted Touching	100	±0	92	±4	
Attempted SA	98	±2	91	±4	
Completed SA	100	±0	96	±3	
Not Experienced SH	99	±1	96	±1	
Experienced SH	99	±1	96	±1	
USMA	100	±1	93	±1	
First-Year	99	±1	90	±3	
Second-Year	100	±0	90	±3	
Third-Year	100	±0	94	±2	
Fourth-Year	100	±0	99	±1	
Experienced USC	100	±0	93	±4	
Unwanted Touching	100	±0	90	±6	
Attempted SA	100	±0	88	±8	
Completed SA	100	±0	100	±0	
Experienced SH	100	±1	93	±2	

Note. Percent responding are students who answered the question. Respondents who answered "Does not apply, I have not had training" are coded as "No" (Q5b).

5. Continued	Percent Responding		Percentages	Max ME	Percentage Reporting Yes
			Yes		
USNA	100	±1	95	±1	
First-Year	100	±0	92	±3	
Second-Year	99	±1	97	±1	
Third-Year	100	±1	94	±2	
Fourth-Year	100	±1	98	±1	
Experienced USC	100	±0	91	±3	
Unwanted Touching	100	±0	96	±2	
Attempted SA	100	±0	87	±6	
Completed SA	100	±0	88	±8	
Experienced SH	99	±1	96	±1	
USAFA	98	±1	99	±1	
First-Year	96	±2	99	±2	
Second-Year	98	±1	99	±1	
Third-Year	98	±1	99	±1	
Fourth-Year	99	±1	100	±0	
Experienced USC	98	±2	96	±4	
Unwanted Touching	100	±0	91	±8	
Attempted SA	93	±6	NR		
Completed SA	100	±0	100	±0	
Experienced SH	98	±1	99	±1	
MALE					
First-Year	99	±1	98	±2	
Second-Year	99	±1	98	±1	
Third-Year	99	±1	98	±2	
Fourth-Year	100	±1	98	±1	
Not Experienced USC	99	±1	98	±1	
Experienced USC	100	±0	NR		
Not Experienced SH	99	±1	98	±1	
Experienced SH	100	±0	97	±2	
USMA	99	±1	97	±1	
First-Year	99	±2	97	±3	
Second-Year	99	±1	98	±2	
Third-Year	99	±2	96	±3	
Fourth-Year	100	±0	99	±2	
Experienced USC	100	±0	NR		
Experienced SH	100	±0	96	±6	
USNA	99	±1	98	±1	
First-Year	99	±2	97	±3	
Second-Year	99	±1	99	±2	
Third-Year	99	±1	97	±3	
Fourth-Year	99	±1	98	±3	
Experienced USC	100	±0	NR		
Experienced SH	100	±0	98	±4	
USAFA	99	±1	99	±1	
First-Year	99	±1	99	±1	
Second-Year	99	±1	99	±2	
Third-Year	99	±1	99	±2	
Fourth-Year	99	±1	98	±2	
Experienced USC	100	±0	NR		
Experienced SH	100	±0	96	±4	








































Note. Percent responding are students who answered the question. Respondents who answered "Does not apply, I have not had training" are coded as "No" (Q5b).
NR: Not reportable

5. In your opinion, how effective was the training you received since June 2005 in actually reducing/preventing behaviors that might be seen as sexual harassment?

1. Not at all effective
4. Very effective

2. Slightly effective

3. Moderately effective

	Percent Responding		Percentages				Max ME	Average Effectiveness of Training		
			1	2	3	4				
TOTAL	97	±1	8	29	41	22	±2	2.8	±0.1	
USMA	96	±1	7	27	43	23	±3	2.8	±0.1	
USNA	97	±1	10	35	39	16	±3	2.6	±0.1	
USAFA	98	±1	6	25	43	26	±2	2.9	±0.1	
CLASS										
First-Year	96	±1	11	30	38	21	±3	2.7	±0.1	
Second-Year	97	±1	8	29	41	22	±3	2.8	±0.1	
Third-Year	96	±1	8	28	42	21	±3	2.8	±0.1	
Fourth-Year	98	±1	5	28	44	23	±3	2.9	±0.1	
GENDER										
Female	95	±1	10	35	41	15	±1	2.6	±0.1	
Male	97	±1	7	28	41	23	±2	2.8	±0.1	
EXPERIENCED BEHAVIORS										
Not Experienced USC	97	±1	8	29	41	22	±2	2.8	±0.1	
Experienced USC	95	±2	12	38	41	9	±6	2.5	±0.1	
Unwanted Touching	94	±4	6	45	46	3	±10	2.5	±0.1	
Attempted SA	93	±3	21	44	21	14	±12	2.3	±0.2	
Completed SA	97	±2	15	24	45	16	±12	2.6	±0.3	
Not Experienced SH	97	±1	7	28	41	24	±2	2.8	±0.1	
Experienced SH	96	±1	11	36	40	13	±3	2.6	±0.1	
FEMALE										
First-Year	93	±2	13	33	39	15	±3	2.6	±0.1	
Second-Year	95	±1	10	35	37	18	±2	2.6	±0.1	
Third-Year	95	±1	11	39	40	11	±2	2.5	±0.1	
Fourth-Year	99	±1	6	32	47	16	±1	2.7	±0.1	
Not Experienced USC	96	±1	10	34	42	15	±1	2.6	±0.1	
Experienced USC	93	±2	12	45	32	11	±3	2.4	±0.1	
Unwanted Touching	92	±3	14	55	25	6	±5	2.2	±0.1	
Attempted SA	92	±3	16	43	24	16	±6	2.4	±0.1	
Completed SA	96	±3	6	33	49	12	±5	2.7	±0.1	
Not Experienced SH	95	±1	7	30	43	20	±2	2.8	±0.1	
Experienced SH	96	±1	12	38	39	11	±2	2.5	±0.1	
USMA	93	±1	11	32	42	14	±2	2.6	±0.1	
First-Year	89	±3	8	36	41	14	±5	2.6	±0.1	
Second-Year	90	±2	14	28	41	17	±4	2.6	±0.1	
Third-Year	93	±2	14	36	39	11	±3	2.5	±0.1	
Fourth-Year	99	±1	7	29	47	17	±2	2.7	±0.1	
Experienced USC	93	±3	18	38	30	14	±5	2.4	±0.1	
Unwanted Touching	90	±5	10	58	10	22	±8	2.4	±0.2	
Attempted SA	88	±6	32	25	24	19	±9	2.3	±0.2	
Completed SA	100	±0	8	26	66	0	±9	2.6	±0.2	
Experienced SH	93	±2	13	35	44	9	±2	2.5	±0.1	

Note. Percent responding are students who answered the question and who have had sexual harassment training since June 2005 (Q5).

5. Continued	Percent Responding		Percentages				Max ME	Average Effectiveness of Training		
			1	2	3	4				
USNA	95	±1	13	40	37	9	±2	2.4	±0.1	
First-Year	91	±2	21	32	38	10	±4	2.4	±0.1	
Second-Year	95	±1	13	43	32	11	±2	2.4	±0.1	
Third-Year	95	±1	15	45	35	6	±3	2.3	±0.1	
Fourth-Year	97	±1	7	37	44	12	±2	2.6	±0.1	
Experienced USC	91	±3	15	46	32	6	±4	2.3	±0.1	
Unwanted Touching	96	±2	22	46	31	0	±7	2.1	±0.1	
Attempted SA	87	±5	8	57	28	7	±8	2.3	±0.2	
Completed SA	88	±6	13	38	37	12	±7	2.5	±0.2	
Experienced SH	95	±1	18	44	33	5	±2	2.3	±0.1	
USAFA	98	±1	6	31	43	20	±2	2.8	±0.1	
First-Year	97	±2	9	32	39	21	±6	2.7	±0.1	
Second-Year	98	±1	5	32	38	26	±4	2.8	±0.1	
Third-Year	98	±1	4	34	45	17	±4	2.7	±0.1	
Fourth-Year	100	±0	5	28	49	18	±2	2.8	±0.1	
Experienced USC	96	±3	5	50	32	12	±6	2.5	±0.1	
Unwanted Touching	91	±6	9	61	30	0	±9	2.2	±0.2	
Attempted SA	100	±0	7	52	21	21	±11	2.6	±0.2	
Completed SA	100	±0	0	34	45	21	±9	2.9	±0.2	
Experienced SH	99	±1	5	36	41	18	±3	2.7	±0.1	
MALE										
First-Year	97	±2	10	30	37	22	±3	2.7	±0.1	
Second-Year	98	±1	8	28	42	22	±3	2.8	±0.1	
Third-Year	97	±2	7	26	43	24	±3	2.8	±0.1	
Fourth-Year	98	±1	5	27	43	25	±3	2.9	±0.1	
Not Experienced USC	97	±1	7	28	41	23	±2	2.8	±0.1	
Experienced USC	97	±5	11	28	56	6	±14	2.6	±0.3	
Not Experienced SH	97	±1	7	27	41	24	±2	2.8	±0.1	
Experienced SH	97	±2	9	34	42	15	±5	2.6	±0.1	
USMA	97	±1	6	26	43	25	±3	2.9	±0.1	
First-Year	96	±3	8	29	39	24	±6	2.8	±0.2	
Second-Year	98	±2	4	22	50	25	±5	3.0	±0.1	
Third-Year	95	±3	8	27	40	25	±6	2.8	±0.2	
Fourth-Year	99	±2	5	28	41	25	±6	2.9	±0.1	
Experienced USC	100	±0	NR	NR	NR	NR		2.5	±0.4	
Experienced SH	96	±4	10	34	39	17	±10	2.6	±0.2	
USNA	97	±1	9	34	39	18	±3	2.7	±0.1	
First-Year	96	±3	16	33	32	19	±6	2.5	±0.2	
Second-Year	98	±2	11	37	36	15	±5	2.6	±0.1	
Third-Year	96	±2	7	30	44	19	±6	2.8	±0.1	
Fourth-Year	98	±2	4	34	43	19	±6	2.8	±0.1	
Experienced USC	100	±0	NR	NR	NR	NR		2.6	±0.4	
Experienced SH	98	±3	10	41	41	8	±8	2.5	±0.2	
USAFA	98	±1	6	24	42	27	±3	2.9	±0.1	
First-Year	98	±1	6	27	41	25	±4	2.9	±0.1	
Second-Year	99	±1	8	26	39	27	±4	2.9	±0.1	
Third-Year	98	±2	8	22	44	27	±5	2.9	±0.1	
Fourth-Year	98	±2	4	21	46	29	±5	3.0	±0.1	
Experienced USC	92	±13	NR	NR	NR	NR		2.7	±0.3	
Experienced SH	96	±3	8	26	45	22	±7	2.8	±0.2	

Note. Percent responding are students who answered the question and who have had sexual harassment training since June 2005 (Q5).
 NR: Not reportable

5. In your opinion, how effective was the training you received since June 2005 in actually reducing/preventing behaviors that might be seen as sexual assault?

1. Not at all effective 2. Slightly effective 3. Moderately effective
4. Very effective

	Percent Responding		Percentages				Max ME	Average Effectiveness of Training		
			1	2	3	4				
TOTAL	97	±1	7	26	40	27	±2	2.9	±0.1	
USMA	96	±1	6	24	42	28	±3	2.9	±0.1	
USNA	97	±1	10	31	39	20	±3	2.7	±0.1	
USAFA	98	±1	6	23	39	32	±2	3.0	±0.1	
CLASS										
First-Year	96	±1	10	30	36	25	±3	2.8	±0.1	
Second-Year	97	±1	7	27	40	26	±3	2.9	±0.1	
Third-Year	96	±1	8	25	41	26	±3	2.9	±0.1	
Fourth-Year	98	±1	5	23	43	29	±3	3.0	±0.1	
GENDER										
Female	95	±1	8	32	40	20	±1	2.7	±0.1	
Male	97	±1	7	25	40	28	±2	2.9	±0.1	
EXPERIENCED BEHAVIORS										
Not Experienced USC	97	±1	7	26	40	27	±2	2.9	±0.1	
Experienced USC	95	±2	10	35	38	17	±6	2.6	±0.2	
Unwanted Touching	94	±4	4	35	42	19	±10	2.8	±0.2	
Attempted SA	91	±4	17	38	28	16	±13	2.4	±0.2	
Completed SA	97	±2	16	31	35	18	±12	2.6	±0.3	
Not Experienced SH	97	±1	7	25	40	28	±2	2.9	±0.1	
Experienced SH	96	±1	9	31	40	19	±3	2.7	±0.1	
FEMALE										
First-Year	92	±2	12	31	37	19	±3	2.6	±0.1	
Second-Year	95	±1	8	34	35	23	±2	2.7	±0.1	
Third-Year	95	±1	9	35	40	17	±2	2.6	±0.1	
Fourth-Year	99	±1	4	27	46	22	±1	2.9	±0.1	
Not Experienced USC	96	±1	8	31	41	21	±1	2.7	±0.1	
Experienced USC	93	±2	9	43	33	15	±3	2.5	±0.1	
Unwanted Touching	92	±3	8	50	29	13	±5	2.5	±0.1	
Attempted SA	89	±4	12	37	32	19	±6	2.6	±0.1	
Completed SA	96	±3	8	37	40	15	±5	2.6	±0.1	
Not Experienced SH	95	±1	7	28	42	23	±2	2.8	±0.1	
Experienced SH	95	±1	9	35	39	17	±2	2.6	±0.1	
USMA	93	±1	8	29	43	21	±2	2.8	±0.1	
First-Year	89	±3	8	33	40	19	±5	2.7	±0.1	
Second-Year	90	±2	8	28	40	23	±4	2.8	±0.1	
Third-Year	94	±2	12	30	41	17	±3	2.6	±0.1	
Fourth-Year	99	±1	3	23	48	25	±2	3.0	±0.1	
Experienced USC	93	±3	8	36	34	22	±5	2.7	±0.1	
Unwanted Touching	90	±5	0	48	25	27	±9	2.8	±0.2	
Attempted SA	88	±6	19	19	37	25	±9	2.7	±0.2	
Completed SA	100	±0	8	32	46	14	±9	2.7	±0.2	
Experienced SH	93	±2	9	32	43	16	±2	2.7	±0.1	

Note. Percent responding are students who answered the question and who have had sexual assault training since June 2005 (Q5).

5. Continued	Percent Responding		Percentages				Max ME	Average Effectiveness of Training		
			1	2	3	4				
USNA	95	±1	12	38	36	14	±2	2.5	±0.1	
First-Year	92	±2	20	36	33	12	±4	2.4	±0.1	
Second-Year	96	±1	12	42	32	15	±2	2.5	±0.1	
Third-Year	94	±1	12	42	35	11	±3	2.5	±0.1	
Fourth-Year	97	±1	5	33	43	19	±2	2.8	±0.1	
Experienced USC	91	±3	14	52	29	6	±4	2.3	±0.1	
Unwanted Touching	96	±2	13	60	23	4	±6	2.2	±0.1	
Attempted SA	87	±5	8	57	28	7	±8	2.3	±0.2	
Completed SA	88	±6	19	38	37	6	±7	2.3	±0.1	
Experienced SH	95	±1	15	41	33	11	±2	2.4	±0.1	
USAFA	97	±1	5	28	42	25	±2	2.9	±0.1	
First-Year	96	±3	8	27	39	27	±6	2.8	±0.1	
Second-Year	97	±2	5	30	34	31	±4	2.9	±0.1	
Third-Year	98	±1	4	31	44	22	±4	2.8	±0.1	
Fourth-Year	99	±1	4	24	49	23	±2	2.9	±0.1	
Experienced USC	95	±3	5	42	36	16	±6	2.6	±0.1	
Unwanted Touching	91	±6	9	44	38	8	±9	2.5	±0.2	
Attempted SA	93	±6	7	40	30	23	±12	2.7	±0.2	
Completed SA	100	±0	0	39	39	22	±11	2.8	±0.2	
Experienced SH	97	±1	4	31	41	23	±3	2.8	±0.1	
MALE										
First-Year	97	±1	10	29	35	26	±3	2.8	±0.1	
Second-Year	98	±1	7	25	41	27	±3	2.9	±0.1	
Third-Year	96	±2	7	23	41	28	±3	2.9	±0.1	
Fourth-Year	98	±1	5	22	42	31	±3	3.0	±0.1	
Not Experienced USC	97	±1	7	25	40	28	±2	2.9	±0.1	
Experienced USC	97	±5	11	22	46	21	±14	2.8	±0.3	
Not Experienced SH	97	±1	7	25	40	29	±2	2.9	±0.1	
Experienced SH	97	±2	9	28	42	22	±5	2.8	±0.1	
USMA	97	±1	6	23	42	29	±3	2.9	±0.1	
First-Year	96	±3	8	29	36	27	±6	2.8	±0.2	
Second-Year	97	±2	2	18	49	30	±5	3.1	±0.1	
Third-Year	95	±3	7	25	38	30	±6	2.9	±0.2	
Fourth-Year	99	±1	5	22	42	30	±6	3.0	±0.1	
Experienced USC	100	±0	NR	NR	NR	NR		2.8	±0.5	
Experienced SH	96	±4	8	27	39	26	±10	2.8	±0.2	
USNA	97	±1	9	30	40	21	±3	2.7	±0.1	
First-Year	96	±3	14	32	34	20	±6	2.6	±0.1	
Second-Year	98	±2	11	34	38	18	±5	2.6	±0.1	
Third-Year	96	±2	8	26	47	20	±6	2.8	±0.1	
Fourth-Year	98	±2	5	28	41	26	±6	2.9	±0.1	
Experienced USC	100	±0	NR	NR	NR	NR		2.8	±0.5	
Experienced SH	98	±2	11	35	39	14	±8	2.6	±0.2	
USAFA	98	±1	7	21	38	34	±3	3.0	±0.1	
First-Year	99	±1	7	26	36	31	±4	2.9	±0.1	
Second-Year	98	±1	8	24	35	33	±4	2.9	±0.1	
Third-Year	98	±2	8	20	38	34	±5	3.0	±0.1	
Fourth-Year	97	±2	4	18	42	36	±5	3.1	±0.1	
Experienced USC	92	±13	NR	NR	NR	NR		2.8	±0.4	
Experienced SH	96	±3	8	19	46	27	±7	2.9	±0.2	

Note. Percent responding are students who answered the question and who have had sexual assault training since June 2005 (Q5).
NR: Not reportable

6. In accordance with your Academy's current policies, would the following events be considered sexual harassment, sexual assault, or neither? Assume the behaviors were offensive and harmful to you.

a. A person you know repeatedly posted nude pictures of you on an Academy bulletin board or Web site.

- 1. Considered sexual harassment
- 2. Considered sexual assault
- 3. Considered neither sexual harassment nor sexual assault
- 4. Don't know

	Percent Responding		Percentages				Max ME
			1	2	3	4	
TOTAL	100	±1	90	4	2	4	±1
USMA	100	±1	88	4	3	5	±2
USNA	100	±1	92	4	1	3	±2
USAFA	99	±1	92	4	2	3	±2
CLASS							
First-Year	100	±1	90	4	3	3	±2
Second-Year	99	±1	91	3	2	3	±2
Third-Year	99	±1	89	4	2	5	±2
Fourth-Year	100	±0	92	4	1	3	±2
GENDER							
Female	99	±1	93	3	2	2	±1
Male	100	±1	90	4	2	4	±1
EXPERIENCED BEHAVIORS							
Not Experienced USC	100	±1	91	4	2	4	±1
Experienced USC	100	±0	88	5	4	4	±5
Unwanted Touching	100	±0	89	4	5	2	±9
Attempted SA	100	±0	89	7	2	2	±4
Completed SA	100	±0	86	4	1	9	±13
Not Experienced SH	100	±1	90	4	2	4	±1
Experienced SH	100	±1	92	3	2	2	±2
FEMALE							
First-Year	100	±1	96	2	2	1	±2
Second-Year	99	±1	94	2	3	2	±1
Third-Year	100	±1	92	4	2	2	±1
Fourth-Year	100	±1	92	4	1	4	±1
Not Experienced USC	99	±1	94	3	1	2	±1
Experienced USC	100	±0	89	6	4	1	±2
Unwanted Touching	100	±0	89	4	7	0	±3
Attempted SA	100	±0	88	8	2	2	±3
Completed SA	100	±0	91	6	2	2	±3
Not Experienced SH	99	±1	92	3	2	2	±1
Experienced SH	100	±1	94	3	1	2	±1
USMA	100	±1	91	3	2	3	±1
First-Year	100	±0	95	2	2	1	±2
Second-Year	99	±1	93	3	3	3	±2
Third-Year	100	±0	89	4	3	4	±2
Fourth-Year	99	±1	89	4	2	5	±1
Experienced USC	100	±0	88	2	9	2	±3
Unwanted Touching	100	±0	82	0	18	0	±6
Attempted SA	100	±0	94	6	0	0	±6
Completed SA	100	±0	87	0	6	6	±4
Experienced SH	100	±1	92	3	2	4	±1

Note. Percent responding are students who answered the question.

6a. Continued	Percent Responding		Percentages				Max ME
			1	2	3	4	
USNA	100	±0	94	2	2	2	±1
First-Year	100	±0	96	1	2	1	±2
Second-Year	100	±0	92	1	5	3	±2
Third-Year	100	±0	94	3	1	2	±2
Fourth-Year	100	±0	94	3	0	3	±1
Experienced USC	100	±0	88	7	3	2	±3
Unwanted Touching	100	±0	96	0	4	0	±3
Attempted SA	100	±0	75	12	6	6	±6
Completed SA	100	±0	88	12	0	0	±7
Experienced SH	100	±0	95	2	1	2	±1
USAFA	99	±1	94	3	1	2	±1
First-Year	99	±1	96	3	1	1	±3
Second-Year	99	±1	96	2	2	0	±2
Third-Year	99	±1	92	4	2	2	±2
Fourth-Year	99	±1	92	5	1	3	±1
Experienced USC	100	±0	90	8	2	0	±4
Unwanted Touching	100	±0	89	11	0	0	±6
Attempted SA	100	±0	93	7	NR	NR	±5
Completed SA	100	±0	95	5	0	0	±6
Experienced SH	99	±1	95	3	1	1	±1
MALE							
First-Year	100	±1	89	5	3	3	±2
Second-Year	99	±1	90	3	2	4	±2
Third-Year	99	±1	88	4	3	5	±3
Fourth-Year	100	±0	92	4	1	3	±2
Not Experienced USC	100	±1	90	4	2	4	±1
Experienced USC	100	±0	87	3	NR	8	±12
Not Experienced SH	100	±1	90	4	2	4	±1
Experienced SH	99	±1	91	4	3	2	±3
USMA	100	±1	87	4	4	5	±2
First-Year	100	±1	84	6	6	3	±5
Second-Year	100	±0	89	3	3	5	±4
Third-Year	100	±1	83	4	5	8	±5
Fourth-Year	100	±0	90	3	1	5	±4
Experienced USC	100	±0	NR	NR	NR	NR	
Experienced SH	100	±0	83	5	6	6	±8
USNA	99	±1	91	4	1	3	±2
First-Year	100	±0	90	3	2	4	±4
Second-Year	99	±2	92	3	1	4	±4
Third-Year	99	±1	92	4	1	3	±4
Fourth-Year	100	±0	92	5	1	2	±4
Experienced USC	100	±0	NR	NR	NR	NR	
Experienced SH	99	±2	93	3	2	2	±5
USAFA	100	±1	91	4	2	3	±2
First-Year	100	±1	91	5	2	3	±3
Second-Year	99	±1	90	4	3	2	±3
Third-Year	99	±1	90	4	2	4	±3
Fourth-Year	100	±0	93	4	1	2	±3
Experienced USC	100	±0	NR	NR	NR	NR	
Experienced SH	99	±1	95	3	2	0	±4

Note. Percent responding are students who answered the question.
NR: Not reportable

6. In accordance with your Academy's current policies, would the following events be considered sexual harassment, sexual assault, or neither? Assume the behaviors were offensive and harmful to you.

b. Your ex-girlfriend/boyfriend had sex with you without your consent.

- 1. Considered sexual harassment
- 2. Considered sexual assault
- 3. Considered neither sexual harassment nor sexual assault
- 4. Don't know

	Percent Responding		Percentages				Max ME
			1	2	3	4	
TOTAL	100	±1	1	95	3	1	±1
USMA	100	±1	2	94	3	1	±2
USNA	100	±1	1	95	2	1	±2
USAFA	99	±1	1	95	3	1	±1
CLASS							
First-Year	100	±1	2	95	2	1	±2
Second-Year	99	±1	1	95	3	1	±2
Third-Year	99	±1	1	95	3	1	±2
Fourth-Year	100	±1	1	95	3	1	±2
GENDER							
Female	99	±1	1	98	1	0	±1
Male	100	±1	1	95	3	1	±1
EXPERIENCED BEHAVIORS							
Not Experienced USC	100	±1	1	95	3	1	±1
Experienced USC	100	±0	2	93	3	2	±5
Unwanted Touching	100	±0	3	92	5	0	±9
Attempted SA	100	±0	2	98	0	0	±3
Completed SA	100	±0	1	90	1	8	±14
Not Experienced SH	100	±1	1	95	3	1	±1
Experienced SH	100	±1	1	96	2	0	±2
FEMALE							
First-Year	99	±1	0	98	1	0	±1
Second-Year	99	±1	1	97	2	0	±1
Third-Year	100	±1	0	98	1	1	±1
Fourth-Year	100	±1	1	98	1	0	±1
Not Experienced USC	99	±1	0	98	1	0	±1
Experienced USC	100	±0	2	97	1	0	±2
Unwanted Touching	100	±0	1	97	2	0	±4
Attempted SA	100	±0	2	98	0	0	±3
Completed SA	100	±0	2	96	2	0	±2
Not Experienced SH	99	±1	0	98	1	0	±1
Experienced SH	100	±1	1	98	1	0	±1
USMA	99	±1	1	98	2	0	±1
First-Year	99	±1	0	98	2	0	±2
Second-Year	99	±1	1	95	3	1	±2
Third-Year	100	±0	1	99	0	1	±1
Fourth-Year	99	±1	1	98	1	0	±1
Experienced USC	100	±0	2	98	0	0	±2
Unwanted Touching	100	±0	5	95	0	0	±5
Attempted SA	100	±0	0	100	0	0	±0
Completed SA	100	±0	0	100	0	0	±0
Experienced SH	100	±1	1	97	2	0	±1

Note. Percent responding are students who answered the question.

6b. Continued	Percent Responding		Percentages				Max ME
			1	2	3	4	
USNA	100	±1	0	98	1	0	±1
First-Year	99	±1	0	98	2	1	±2
Second-Year	100	±0	1	97	2	0	±1
Third-Year	100	±0	0	99	0	1	±1
Fourth-Year	100	±0	1	99	0	0	±1
Experienced USC	100	±0	0	98	2	0	±2
Unwanted Touching	100	±0	0	100	0	0	±0
Attempted SA	100	±0	0	100	0	0	±0
Completed SA	100	±0	0	94	6	0	±4
Experienced SH	100	±0	1	98	1	0	±1
USAFA	99	±1	1	98	1	0	±1
First-Year	99	±1	1	99	0	0	±2
Second-Year	99	±1	1	99	1	0	±2
Third-Year	99	±1	1	98	1	1	±2
Fourth-Year	100	±0	1	98	1	0	±1
Experienced USC	100	±0	3	95	2	0	±4
Unwanted Touching	100	±0	0	95	5	0	±9
Attempted SA	100	±0	7	93	NR	NR	±8
Completed SA	100	±0	5	95	0	0	±3
Experienced SH	100	±1	1	97	1	0	±1
MALE							
First-Year	100	±1	2	94	2	1	±2
Second-Year	100	±1	1	94	3	1	±2
Third-Year	99	±1	1	95	3	1	±2
Fourth-Year	100	±1	1	95	3	1	±2
Not Experienced USC	100	±1	1	95	3	1	±1
Experienced USC	100	±0	NR	86	6	5	±13
Not Experienced SH	100	±1	1	94	3	1	±1
Experienced SH	99	±1	1	95	3	1	±3
USMA	100	±1	2	94	3	1	±2
First-Year	100	±1	4	94	3	0	±4
Second-Year	100	±0	0	94	5	1	±3
Third-Year	99	±2	2	94	2	1	±4
Fourth-Year	100	±0	2	93	4	1	±4
Experienced USC	100	±0	NR	NR	NR	NR	
Experienced SH	100	±0	3	91	5	1	±7
USNA	100	±1	1	95	2	2	±2
First-Year	100	±1	2	92	3	3	±4
Second-Year	100	±1	3	94	3	1	±3
Third-Year	99	±1	0	96	2	1	±3
Fourth-Year	100	±0	0	97	2	2	±3
Experienced USC	100	±0	NR	NR	NR	NR	
Experienced SH	99	±2	1	94	4	1	±5
USAFA	99	±1	1	95	3	1	±2
First-Year	100	±1	1	97	1	1	±2
Second-Year	99	±1	1	94	3	1	±3
Third-Year	99	±1	0	94	4	2	±3
Fourth-Year	100	±1	1	94	3	2	±3
Experienced USC	100	±0	NR	NR	NR	NR	
Experienced SH	99	±1	1	98	1	0	±4

Note. Percent responding are students who answered the question.
NR: Not reportable

6. In accordance with your Academy's current policies, would the following events be considered sexual harassment, sexual assault, or neither? Assume the behaviors were offensive and harmful to you.

c. Someone repeatedly showed you pornographic materials, even after you asked him/her not to.

- 1. Considered sexual harassment
- 2. Considered sexual assault
- 3. Considered neither sexual harassment nor sexual assault
- 4. Don't know

	Percent Responding		Percentages				Max ME
			1	2	3	4	
TOTAL	99	±1	93	4	2	2	±1
USMA	99	±1	93	4	2	2	±2
USNA	100	±1	92	3	3	2	±2
USAFA	99	±1	93	4	1	2	±1
CLASS							
First-Year	99	±1	93	3	2	2	±2
Second-Year	99	±1	93	4	2	1	±2
Third-Year	99	±1	93	3	2	2	±2
Fourth-Year	100	±1	91	4	1	3	±2
GENDER							
Female	99	±1	94	3	1	2	±1
Male	99	±1	92	4	2	2	±1
EXPERIENCED BEHAVIORS							
Not Experienced USC	99	±1	93	4	2	2	±1
Experienced USC	100	±0	93	3	2	2	±5
Unwanted Touching	100	±0	96	1	3	1	±7
Attempted SA	100	±0	97	2	0	2	±2
Completed SA	100	±0	83	8	NR	5	±14
Not Experienced SH	99	±1	92	4	2	2	±1
Experienced SH	100	±1	94	3	2	1	±2
FEMALE							
First-Year	100	±1	96	2	1	1	±2
Second-Year	99	±1	94	3	1	2	±1
Third-Year	100	±1	95	2	1	2	±1
Fourth-Year	100	±1	92	5	1	2	±1
Not Experienced USC	99	±1	94	3	1	2	±1
Experienced USC	100	±0	97	1	1	2	±2
Unwanted Touching	100	±0	95	2	1	1	±4
Attempted SA	100	±0	96	2	0	2	±2
Completed SA	100	±0	98	0	0	2	±1
Not Experienced SH	99	±1	93	4	1	2	±1
Experienced SH	100	±1	95	3	1	2	±1
USMA	100	±1	95	2	1	2	±1
First-Year	100	±0	98	0	1	1	±2
Second-Year	99	±1	94	3	1	2	±2
Third-Year	100	±0	94	3	1	3	±2
Fourth-Year	99	±1	93	3	3	1	±1
Experienced USC	100	±0	97	0	0	3	±2
Unwanted Touching	100	±0	95	0	0	5	±5
Attempted SA	100	±0	100	0	0	0	±0
Completed SA	100	±0	94	0	0	6	±3
Experienced SH	100	±1	96	2	0	2	±1

Note. Percent responding are students who answered the question.
 NR: Not reportable

6c. Continued	Percent Responding		Percentages				Max ME
			1	2	3	4	
USNA	100	±0	93	4	1	2	±1
First-Year	100	±0	96	1	2	2	±2
Second-Year	100	±0	92	3	2	3	±2
Third-Year	100	±0	95	2	1	2	±1
Fourth-Year	100	±0	89	8	1	2	±1
Experienced USC	100	±0	95	2	2	2	±2
Unwanted Touching	100	±0	96	0	4	0	±3
Attempted SA	100	±0	88	6	0	6	±4
Completed SA	100	±0	100	0	0	0	±0
Experienced SH	100	±0	94	3	2	2	±1
USAFA	99	±1	95	3	0	1	±1
First-Year	99	±1	96	4	0	1	±3
Second-Year	99	±1	96	4	0	0	±2
Third-Year	99	±1	97	2	0	1	±2
Fourth-Year	99	±1	93	5	1	2	±1
Experienced USC	100	±0	98	2	0	0	±4
Unwanted Touching	100	±0	95	5	0	0	±9
Attempted SA	100	±0	NR	NR	NR	NR	
Completed SA	100	±0	100	0	0	0	±0
Experienced SH	99	±1	96	3	0	1	±1
MALE							
First-Year	99	±1	93	3	2	2	±2
Second-Year	99	±1	93	4	2	1	±2
Third-Year	99	±1	92	3	3	2	±2
Fourth-Year	100	±1	91	4	1	3	±2
Not Experienced USC	99	±1	92	4	2	2	±1
Experienced USC	100	±0	86	5	5	NR	±13
Not Experienced SH	99	±1	92	4	2	2	±1
Experienced SH	99	±1	93	4	3	1	±3
USMA	99	±1	92	4	2	2	±2
First-Year	99	±2	92	5	1	2	±4
Second-Year	100	±1	93	4	2	1	±3
Third-Year	99	±2	89	5	4	2	±5
Fourth-Year	100	±0	94	3	0	3	±3
Experienced USC	100	±0	NR	NR	NR	NR	
Experienced SH	100	±0	88	8	2	1	±8
USNA	100	±1	92	3	3	2	±2
First-Year	100	±1	91	2	4	3	±4
Second-Year	100	±1	94	3	2	1	±3
Third-Year	99	±2	93	2	3	2	±4
Fourth-Year	100	±0	89	5	2	4	±4
Experienced USC	100	±0	NR	NR	NR	NR	
Experienced SH	99	±2	93	2	4	1	±5
USAFA	99	±1	93	4	1	2	±2
First-Year	99	±1	95	3	1	1	±2
Second-Year	99	±1	91	7	1	2	±3
Third-Year	99	±1	95	3	1	2	±3
Fourth-Year	100	±1	91	5	2	3	±4
Experienced USC	100	±0	NR	NR	NR	NR	
Experienced SH	99	±2	95	3	1	1	±4

Note. Percent responding are students who answered the question.
NR: Not reportable

6. In accordance with your Academy's current policies, would the following events be considered sexual harassment, sexual assault, or neither? Assume the behaviors were offensive and harmful to you.

d. A person you know spread false rumors about your sexual behaviors.

- 1. Considered sexual harassment
- 2. Considered sexual assault
- 3. Considered neither sexual harassment nor sexual assault
- 4. Don't know

	Percent Responding		Percentages				Max ME
			1	2	3	4	
TOTAL	99	±1	81	1	13	5	±1
USMA	99	±1	79	1	15	5	±2
USNA	99	±1	81	1	14	5	±2
USAFA	99	±1	84	1	10	5	±2
CLASS							
First-Year	100	±1	81	1	13	5	±3
Second-Year	99	±1	83	1	12	5	±2
Third-Year	99	±1	79	1	15	5	±3
Fourth-Year	100	±1	82	1	11	5	±2
GENDER							
Female	99	±1	85	1	11	3	±1
Male	99	±1	81	1	13	5	±2
EXPERIENCED BEHAVIORS							
Not Experienced USC	99	±1	81	1	13	5	±1
Experienced USC	100	±0	81	1	11	7	±6
Unwanted Touching	100	±0	81	0	14	5	±9
Attempted SA	100	±0	81	0	13	6	±6
Completed SA	100	±0	78	NR	6	11	±12
Not Experienced SH	99	±1	80	1	13	5	±2
Experienced SH	99	±1	85	1	10	4	±2
FEMALE							
First-Year	99	±1	83	1	14	2	±2
Second-Year	99	±1	88	0	9	2	±2
Third-Year	99	±1	84	1	12	4	±2
Fourth-Year	100	±1	85	0	10	5	±1
Not Experienced USC	99	±1	85	1	11	3	±1
Experienced USC	100	±0	83	0	13	4	±2
Unwanted Touching	100	±0	83	0	15	2	±4
Attempted SA	100	±0	79	0	15	6	±5
Completed SA	100	±0	85	0	9	5	±3
Not Experienced SH	99	±1	83	1	12	3	±1
Experienced SH	99	±1	86	0	11	3	±1
USMA	99	±1	82	0	14	3	±2
First-Year	100	±0	80	1	18	1	±4
Second-Year	98	±1	84	1	11	4	±3
Third-Year	99	±1	83	0	12	5	±3
Fourth-Year	99	±1	81	0	16	3	±2
Experienced USC	100	±0	84	0	13	3	±4
Unwanted Touching	100	±0	81	0	19	0	±7
Attempted SA	100	±0	83	0	11	6	±8
Completed SA	100	±0	86	0	8	6	±9
Experienced SH	99	±1	83	0	13	4	±2

Note. Percent responding are students who answered the question.
 NR: Not reportable

6d. Continued	Percent Responding		Percentages				Max ME
			1	2	3	4	
USNA	100	±0	85	0	12	3	±1
First-Year	100	±0	86	2	11	1	±3
Second-Year	100	±0	83	0	14	3	±2
Third-Year	100	±0	83	0	14	3	±2
Fourth-Year	100	±0	87	0	8	5	±1
Experienced USC	100	±0	74	0	21	5	±4
Unwanted Touching	100	±0	78	0	22	0	±6
Attempted SA	100	±0	74	0	19	6	±8
Completed SA	100	±0	67	0	22	11	±6
Experienced SH	100	±0	85	0	12	3	±2
USAFA	99	±1	87	1	9	3	±2
First-Year	98	±2	82	2	13	3	±5
Second-Year	99	±1	96	1	3	1	±2
Third-Year	99	±1	86	2	9	3	±3
Fourth-Year	100	±0	85	1	9	5	±2
Experienced USC	100	±0	90	0	7	3	±4
Unwanted Touching	100	±0	89	0	7	4	±5
Attempted SA	100	±0	78	NR	15	7	±12
Completed SA	100	±0	100	0	0	0	±0
Experienced SH	99	±1	90	1	6	3	±2
MALE							
First-Year	100	±1	81	1	12	6	±3
Second-Year	99	±1	82	1	13	5	±3
Third-Year	99	±1	78	1	16	5	±3
Fourth-Year	100	±1	82	1	12	5	±3
Not Experienced USC	99	±1	81	1	13	5	±2
Experienced USC	100	±0	78	NR	9	11	±14
Not Experienced SH	99	±1	80	1	14	5	±2
Experienced SH	99	±1	85	2	9	4	±4
USMA	100	±1	79	1	15	5	±3
First-Year	100	±1	78	0	14	7	±5
Second-Year	99	±1	79	1	15	5	±5
Third-Year	99	±2	75	1	18	6	±6
Fourth-Year	100	±0	83	1	12	5	±5
Experienced USC	100	±0	NR	NR	NR	NR	
Experienced SH	100	±0	85	1	8	5	±8
USNA	99	±1	80	1	14	6	±3
First-Year	100	±1	79	1	13	7	±5
Second-Year	99	±1	80	1	13	6	±5
Third-Year	99	±2	78	0	17	5	±5
Fourth-Year	100	±1	81	1	13	5	±5
Experienced USC	100	±0	NR	NR	NR	NR	
Experienced SH	98	±2	82	2	11	5	±7
USAFA	99	±1	83	1	11	5	±2
First-Year	99	±1	86	1	10	3	±3
Second-Year	99	±1	85	1	10	4	±4
Third-Year	99	±1	80	1	13	6	±4
Fourth-Year	100	±0	82	1	10	7	±4
Experienced USC	100	±0	NR	NR	NR	NR	
Experienced SH	99	±1	88	2	8	3	±5

Note. Percent responding are students who answered the question.
NR: Not reportable

6. In accordance with your Academy's current policies, would the following events be considered sexual harassment, sexual assault, or neither? Assume the behaviors were offensive and harmful to you.

e. You were drinking with someone and you were both a little drunk when he/she forced you to have sex.

- 1. Considered sexual harassment
- 2. Considered sexual assault
- 3. Considered neither sexual harassment nor sexual assault
- 4. Don't know

	Percent Responding		Percentages				Max ME
			1	2	3	4	
TOTAL	99	±1	1	95	2	2	±1
USMA	100	±1	2	94	2	2	±2
USNA	99	±1	2	94	2	2	±2
USAFA	99	±1	1	96	1	2	±1
CLASS							
First-Year	100	±1	2	93	3	2	±2
Second-Year	99	±1	1	96	2	1	±2
Third-Year	99	±1	1	94	2	2	±2
Fourth-Year	100	±1	1	95	2	2	±2
GENDER							
Female	99	±1	1	97	1	1	±1
Male	99	±1	2	94	2	2	±1
EXPERIENCED BEHAVIORS							
Not Experienced USC	99	±1	1	95	2	2	±1
Experienced USC	100	±0	3	93	0	4	±5
Unwanted Touching	100	±0	3	95	0	2	±8
Attempted SA	100	±0	2	95	0	3	±3
Completed SA	100	±0	5	87	0	8	±14
Not Experienced SH	99	±1	2	94	2	2	±1
Experienced SH	99	±1	1	96	2	1	±2
FEMALE							
First-Year	99	±1	0	98	1	1	±1
Second-Year	99	±1	1	97	1	1	±1
Third-Year	100	±1	1	97	1	1	±1
Fourth-Year	100	±1	1	97	1	1	±1
Not Experienced USC	99	±1	1	97	1	1	±1
Experienced USC	100	±0	2	97	0	1	±1
Unwanted Touching	100	±0	1	99	0	0	±2
Attempted SA	100	±0	2	94	0	4	±3
Completed SA	100	±0	2	98	0	0	±2
Not Experienced SH	99	±1	0	97	2	1	±1
Experienced SH	100	±1	1	97	1	1	±1
USMA	100	±1	1	96	2	1	±1
First-Year	100	±0	0	97	3	0	±2
Second-Year	99	±1	1	96	2	2	±2
Third-Year	100	±0	1	96	1	3	±2
Fourth-Year	99	±1	1	97	2	1	±1
Experienced USC	100	±0	2	98	0	0	±2
Unwanted Touching	100	±0	5	95	0	0	±5
Attempted SA	100	±0	0	100	0	0	±0
Completed SA	100	±0	0	100	0	0	±0
Experienced SH	100	±1	1	97	1	1	±1

Note. Percent responding are students who answered the question.

6e. Continued	Percent Responding		Percentages				Max ME
			1	2	3	4	
USNA	100	±1	1	97	1	1	±1
First-Year	99	±1	0	98	1	2	±2
Second-Year	100	±0	1	97	1	1	±1
Third-Year	100	±0	0	97	1	1	±1
Fourth-Year	100	±0	1	97	0	2	±1
Experienced USC	100	±0	0	97	0	3	±1
Unwanted Touching	100	±0	0	100	0	0	±0
Attempted SA	100	±0	0	88	0	12	±4
Completed SA	100	±0	0	100	0	0	±0
Experienced SH	100	±1	1	97	0	1	±1
USAFA	99	±1	1	98	1	1	±1
First-Year	98	±2	0	98	0	2	±3
Second-Year	99	±1	1	98	1	1	±2
Third-Year	99	±1	1	98	1	1	±2
Fourth-Year	99	±1	2	96	2	0	±1
Experienced USC	100	±0	3	97	0	0	±2
Unwanted Touching	100	±0	0	100	0	0	±0
Attempted SA	100	±0	7	93	NR	NR	±8
Completed SA	100	±0	5	95	0	0	±3
Experienced SH	100	±1	1	98	1	0	±1
MALE							
First-Year	100	±1	2	93	3	2	±2
Second-Year	99	±1	2	95	2	1	±2
Third-Year	99	±1	1	94	3	2	±2
Fourth-Year	100	±1	2	95	2	2	±2
Not Experienced USC	99	±1	2	94	2	2	±1
Experienced USC	100	±0	5	87	NR	8	±13
Not Experienced SH	99	±1	2	94	2	2	±1
Experienced SH	99	±1	1	95	3	1	±3
USMA	100	±1	2	94	2	2	±2
First-Year	100	±1	4	92	2	2	±4
Second-Year	100	±0	1	97	2	1	±3
Third-Year	99	±2	1	92	3	4	±4
Fourth-Year	100	±0	2	95	2	2	±3
Experienced USC	100	±0	NR	NR	NR	NR	
Experienced SH	100	±0	3	96	NR	1	±6
USNA	99	±1	2	93	3	2	±2
First-Year	100	±1	2	90	4	4	±4
Second-Year	99	±1	3	94	1	1	±3
Third-Year	99	±2	1	94	3	2	±4
Fourth-Year	100	±0	1	95	3	2	±3
Experienced USC	100	±0	NR	NR	NR	NR	
Experienced SH	99	±2	1	94	5	0	±5
USAFA	99	±1	1	95	2	2	±1
First-Year	100	±1	1	96	2	1	±2
Second-Year	99	±1	1	95	2	1	±2
Third-Year	99	±1	1	95	2	2	±3
Fourth-Year	100	±1	1	95	1	3	±3
Experienced USC	100	±0	NR	NR	NR	NR	
Experienced SH	99	±2	1	95	2	2	±5

Note. Percent responding are students who answered the question.
NR: Not reportable

6. In accordance with your Academy's current policies, would the following events be considered sexual harassment, sexual assault, or neither? Assume the behaviors were offensive and harmful to you.

f. Someone threatened to ruin your reputation unless you had sex with him/her.

- 1. Considered sexual harassment
- 2. Considered sexual assault
- 3. Considered neither sexual harassment nor sexual assault
- 4. Don't know

	Percent Responding		Percentages				Max ME
			1	2	3	4	
TOTAL	99	±1	56	37	3	4	±2
USMA	99	±1	56	36	3	4	±3
USNA	99	±1	55	37	3	4	±3
USAFA	99	±1	56	38	3	3	±2
CLASS							
First-Year	99	±1	59	35	2	4	±3
Second-Year	99	±1	57	36	3	3	±3
Third-Year	99	±1	57	36	3	4	±3
Fourth-Year	99	±1	51	41	4	4	±3
GENDER							
Female	99	±1	62	32	3	3	±1
Male	99	±1	55	38	3	4	±2
EXPERIENCED BEHAVIORS							
Not Experienced USC	99	±1	56	37	3	4	±2
Experienced USC	100	±1	54	36	1	9	±6
Unwanted Touching	99	±1	53	35	1	11	±10
Attempted SA	100	±0	53	40	2	6	±10
Completed SA	100	±0	54	37	0	9	±13
Not Experienced SH	99	±1	56	37	3	4	±2
Experienced SH	98	±1	57	36	3	4	±3
FEMALE							
First-Year	99	±1	63	30	4	3	±3
Second-Year	99	±1	63	33	2	2	±2
Third-Year	99	±1	60	33	2	5	±2
Fourth-Year	99	±1	62	32	3	3	±1
Not Experienced USC	99	±1	62	32	3	3	±1
Experienced USC	99	±1	63	33	1	2	±3
Unwanted Touching	98	±2	63	35	1	0	±5
Attempted SA	100	±0	60	32	2	6	±5
Completed SA	100	±0	66	32	0	2	±5
Not Experienced SH	99	±1	62	32	3	3	±2
Experienced SH	99	±1	63	32	2	4	±2
USMA	99	±1	66	27	4	3	±2
First-Year	100	±0	71	20	6	4	±4
Second-Year	99	±1	69	28	1	2	±4
Third-Year	99	±1	59	32	4	6	±3
Fourth-Year	99	±1	66	28	5	1	±2
Experienced USC	100	±0	65	32	2	2	±5
Unwanted Touching	100	±0	58	37	5	0	±8
Attempted SA	100	±0	66	28	0	6	±9
Completed SA	100	±0	68	32	0	0	±7
Experienced SH	99	±1	65	28	3	4	±2

Note. Percent responding are students who answered the question.

6f. Continued	Percent Responding		Percentages				Max ME
			1	2	3	4	
USNA	99	±1	63	31	2	4	±2
First-Year	98	±2	61	29	4	5	±4
Second-Year	100	±0	66	30	1	3	±2
Third-Year	100	±1	63	32	2	4	±2
Fourth-Year	100	±0	61	33	1	5	±2
Experienced USC	98	±2	63	32	2	3	±4
Unwanted Touching	95	±4	59	41	0	0	±6
Attempted SA	100	±0	68	19	7	6	±8
Completed SA	100	±0	62	33	0	5	±6
Experienced SH	100	±1	62	32	1	5	±2
USAFA	98	±1	59	37	2	3	±2
First-Year	99	±1	58	39	2	1	±6
Second-Year	99	±1	56	39	3	1	±4
Third-Year	98	±1	58	36	1	5	±4
Fourth-Year	98	±1	61	33	4	3	±2
Experienced USC	100	±0	63	36	0	2	±6
Unwanted Touching	100	±0	71	29	0	0	±9
Attempted SA	100	±0	43	49	NR	7	±11
Completed SA	100	±0	69	31	0	0	±10
Experienced SH	99	±1	60	36	1	2	±3
MALE							
First-Year	99	±1	58	36	2	4	±3
Second-Year	99	±1	56	36	4	4	±3
Third-Year	99	±1	56	36	4	4	±3
Fourth-Year	99	±1	49	43	4	4	±3
Not Experienced USC	99	±1	55	38	4	4	±2
Experienced USC	100	±0	40	40	2	19	±14
Not Experienced SH	99	±1	55	38	3	4	±2
Experienced SH	98	±2	51	40	4	4	±5
USMA	99	±1	55	38	3	4	±3
First-Year	99	±2	59	37	3	2	±6
Second-Year	100	±1	59	34	2	4	±5
Third-Year	99	±2	54	36	4	6	±6
Fourth-Year	98	±2	48	43	4	5	±6
Experienced USC	100	±0	NR	NR	NR	NR	
Experienced SH	100	±0	49	41	5	5	±10
USNA	99	±1	54	38	4	4	±3
First-Year	98	±2	54	38	2	7	±6
Second-Year	99	±1	53	39	4	3	±5
Third-Year	99	±2	57	35	4	4	±6
Fourth-Year	99	±1	52	40	6	3	±6
Experienced USC	100	±0	NR	NR	NR	NR	
Experienced SH	97	±3	53	37	3	7	±8
USAFA	99	±1	55	38	3	3	±3
First-Year	99	±1	63	32	3	3	±4
Second-Year	99	±1	56	35	5	4	±4
Third-Year	99	±1	58	38	3	2	±5
Fourth-Year	99	±1	47	44	3	6	±5
Experienced USC	100	±0	NR	NR	NR	NR	
Experienced SH	97	±3	50	43	5	2	±7

Note. Percent responding are students who answered the question.
NR: Not reportable

6. In accordance with your Academy's current policies, would the following events be considered sexual harassment, sexual assault, or neither? Assume the behaviors were offensive and harmful to you.

g. Someone forced you to touch his/her genitalia.

- 1. Considered sexual harassment
- 2. Considered sexual assault
- 3. Considered neither sexual harassment nor sexual assault
- 4. Don't know

	Percent Responding		Percentages				Max ME
			1	2	3	4	
TOTAL	99	±1	5	93	0	2	±1
USMA	100	±1	5	93	1	1	±2
USNA	100	±1	5	93	0	2	±2
USAFA	99	±1	4	94	0	2	±1
CLASS							
First-Year	99	±1	4	94	0	1	±2
Second-Year	99	±1	4	95	0	1	±2
Third-Year	99	±1	5	93	0	2	±2
Fourth-Year	100	±1	6	92	1	2	±2
GENDER							
Female	99	±1	6	92	0	2	±1
Male	99	±1	4	94	0	1	±1
EXPERIENCED BEHAVIORS							
Not Experienced USC	99	±1	5	94	0	1	±1
Experienced USC	100	±1	7	88	0	4	±5
Unwanted Touching	99	±1	7	90	0	2	±7
Attempted SA	100	±0	2	92	2	4	±4
Completed SA	100	±0	10	82	0	8	±14
Not Experienced SH	99	±1	4	94	0	2	±1
Experienced SH	99	±1	6	92	1	2	±2
FEMALE							
First-Year	99	±1	2	96	0	2	±2
Second-Year	99	±1	5	92	0	2	±1
Third-Year	99	±1	6	91	0	3	±1
Fourth-Year	99	±1	8	90	1	2	±1
Not Experienced USC	99	±1	5	92	0	2	±1
Experienced USC	99	±1	7	91	1	2	±2
Unwanted Touching	98	±2	7	91	0	1	±3
Attempted SA	100	±0	2	91	2	4	±4
Completed SA	100	±0	9	91	0	0	±3
Not Experienced SH	99	±1	6	92	1	2	±1
Experienced SH	99	±1	6	92	0	2	±1
USMA	99	±1	7	90	1	2	±1
First-Year	100	±0	5	94	0	1	±3
Second-Year	99	±1	7	90	1	3	±3
Third-Year	100	±0	6	90	1	4	±2
Fourth-Year	99	±1	9	87	1	2	±1
Experienced USC	100	±0	9	91	0	0	±3
Unwanted Touching	100	±0	10	90	0	0	±6
Attempted SA	100	±0	0	100	0	0	±0
Completed SA	100	±0	13	87	0	0	±4
Experienced SH	99	±1	7	90	0	3	±2

Note. Percent responding are students who answered the question.

6g. Continued	Percent Responding		Percentages				Max ME
			1	2	3	4	
USNA	100	±1	5	92	1	2	±1
First-Year	98	±1	1	95	1	3	±2
Second-Year	100	±0	6	92	1	2	±2
Third-Year	100	±0	5	91	0	3	±2
Fourth-Year	100	±0	7	91	0	1	±1
Experienced USC	98	±2	5	89	2	3	±3
Unwanted Touching	95	±4	4	91	0	4	±3
Attempted SA	100	±0	0	87	7	6	±8
Completed SA	100	±0	11	89	0	0	±5
Experienced SH	99	±1	6	92	1	2	±1
USAFA	99	±1	5	93	0	2	±1
First-Year	98	±2	2	97	0	1	±3
Second-Year	99	±1	4	94	0	2	±2
Third-Year	98	±1	6	91	0	2	±2
Fourth-Year	99	±1	8	90	0	2	±2
Experienced USC	100	±0	6	92	0	2	±3
Unwanted Touching	100	±0	7	93	0	0	±5
Attempted SA	100	±0	7	85	NR	7	±10
Completed SA	100	±0	5	95	0	0	±3
Experienced SH	99	±1	4	94	0	2	±2
MALE							
First-Year	100	±1	4	94	0	1	±2
Second-Year	99	±1	4	95	0	1	±2
Third-Year	99	±1	5	93	0	2	±2
Fourth-Year	100	±1	5	92	1	2	±2
Not Experienced USC	99	±1	4	94	0	1	±1
Experienced USC	100	±0	8	85	NR	7	±13
Not Experienced SH	99	±1	4	94	0	1	±1
Experienced SH	99	±1	6	92	1	1	±3
USMA	100	±1	5	93	1	1	±2
First-Year	100	±1	6	94	0	0	±4
Second-Year	100	±0	3	96	0	1	±3
Third-Year	99	±2	4	93	1	3	±4
Fourth-Year	100	±0	6	91	1	1	±4
Experienced USC	100	±0	NR	NR	NR	NR	
Experienced SH	100	±0	7	90	1	1	±7
USNA	100	±1	5	93	0	1	±2
First-Year	100	±1	5	92	0	2	±4
Second-Year	99	±1	5	94	0	1	±3
Third-Year	99	±1	6	92	0	2	±4
Fourth-Year	100	±0	4	94	1	1	±3
Experienced USC	100	±0	NR	NR	NR	NR	
Experienced SH	99	±2	6	92	2	0	±6
USAFA	99	±1	4	94	0	2	±2
First-Year	100	±1	2	96	1	1	±2
Second-Year	99	±1	2	96	1	1	±2
Third-Year	99	±1	4	94	1	1	±3
Fourth-Year	99	±1	5	92	0	3	±3
Experienced USC	100	±0	NR	NR	NR	NR	
Experienced SH	99	±1	5	93	0	2	±5

Note. Percent responding are students who answered the question.
NR: Not reportable

7. At your Academy, do you think the faculty/staff/leaders hold men and women to the same standards for...

a. Academic achievement?

1. Yes, women and men are held to the same standard 2. No, women are held to a higher standard 3. No, men are held to a higher standard

	Percent Responding		Percentages			Max ME
			1	2	3	
TOTAL	100	±1	92	1	6	±1
USMA	100	±1	94	1	5	±2
USNA	100	±1	91	2	8	±2
USAFA	100	±1	93	1	6	±1
CLASS						
First-Year	100	±1	92	1	7	±2
Second-Year	100	±1	92	1	7	±2
Third-Year	100	±1	92	1	7	±2
Fourth-Year	100	±1	94	1	5	±2
GENDER						
Female	100	±0	95	3	1	±1
Male	100	±1	92	1	7	±1
EXPERIENCED BEHAVIORS						
Not Experienced USC	100	±1	93	1	6	±1
Experienced USC	100	±0	91	3	6	±5
Unwanted Touching	100	±0	97	1	2	±8
Attempted SA	100	±0	89	5	NR	±11
Completed SA	100	±0	83	3	15	±14
Not Experienced SH	100	±1	92	1	7	±1
Experienced SH	100	±1	93	2	5	±2
FEMALE						
First-Year	100	±0	97	2	1	±2
Second-Year	100	±0	95	3	1	±1
Third-Year	100	±0	96	4	1	±1
Fourth-Year	100	±1	94	4	2	±1
Not Experienced USC	100	±1	95	3	1	±1
Experienced USC	100	±0	94	5	1	±2
Unwanted Touching	100	±0	97	3	0	±3
Attempted SA	100	±0	94	6	0	±3
Completed SA	100	±0	92	4	4	±4
Not Experienced SH	100	±1	97	2	1	±1
Experienced SH	100	±0	94	4	2	±1
USMA	100	±0	95	3	1	±1
First-Year	100	±0	95	3	2	±2
Second-Year	100	±0	95	3	2	±2
Third-Year	100	±0	96	4	1	±2
Fourth-Year	100	±0	95	3	2	±1
Experienced USC	100	±0	91	7	2	±3
Unwanted Touching	100	±0	90	10	0	±7
Attempted SA	100	±0	100	0	0	±0
Completed SA	100	±0	87	7	6	±7
Experienced SH	100	±0	94	4	2	±1

Note. Percent responding are students who answered the question.
NR: Not reportable

7a. Continued	Percent Responding		Percentages			Max ME
			1	2	3	
USNA	100	±0	95	4	1	±1
First-Year	100	±0	97	3	0	±2
Second-Year	100	±0	96	3	1	±1
Third-Year	100	±0	95	4	1	±1
Fourth-Year	100	±1	94	4	2	±1
Experienced USC	100	±0	96	4	0	±2
Unwanted Touching	100	±0	100	0	0	±0
Attempted SA	100	±0	87	13	0	±7
Completed SA	100	±0	100	0	0	±0
Experienced SH	100	±0	95	4	2	±1
USAFA	100	±1	95	4	1	±1
First-Year	100	±0	97	1	2	±3
Second-Year	100	±0	95	3	2	±2
Third-Year	100	±0	96	4	0	±2
Fourth-Year	100	±0	92	6	2	±1
Experienced USC	100	±0	95	3	2	±4
Unwanted Touching	100	±0	100	0	0	±0
Attempted SA	100	±0	93	7	NR	±5
Completed SA	100	±0	89	5	6	±11
Experienced SH	100	±0	93	5	2	±2
MALE						
First-Year	100	±1	91	1	8	±2
Second-Year	100	±1	91	1	8	±2
Third-Year	100	±1	91	1	8	±2
Fourth-Year	100	±1	94	1	5	±2
Not Experienced USC	100	±1	92	1	7	±1
Experienced USC	100	±0	87	NR	13	±12
Not Experienced SH	100	±1	92	1	7	±1
Experienced SH	99	±1	92	0	8	±3
USMA	100	±1	94	0	6	±2
First-Year	100	±1	94	0	6	±4
Second-Year	100	±0	94	0	6	±3
Third-Year	100	±0	93	0	6	±4
Fourth-Year	100	±0	94	0	5	±3
Experienced USC	100	±0	NR	NR	NR	
Experienced SH	100	±0	94	NR	6	±6
USNA	100	±1	89	1	9	±2
First-Year	100	±1	89	1	10	±4
Second-Year	100	±1	89	2	9	±4
Third-Year	100	±1	87	2	12	±5
Fourth-Year	99	±1	94	0	6	±4
Experienced USC	100	±0	NR	NR	NR	
Experienced SH	99	±2	92	0	8	±6
USAFA	99	±1	92	1	7	±2
First-Year	100	±1	92	1	8	±3
Second-Year	100	±1	91	1	8	±3
Third-Year	99	±1	93	0	7	±3
Fourth-Year	99	±1	94	2	4	±3
Experienced USC	100	±0	NR	NR	NR	
Experienced SH	99	±1	91	1	8	±5

Note. Percent responding are students who answered the question.
NR: Not reportable

7. At your Academy, do you think the faculty/staff/leaders hold men and women to the same standards for...

b. Assignment of leadership positions?

1. Yes, women and men are held to the same standard 2. No, women are held to a higher standard 3. No, men are held to a higher standard

	Percent Responding		Percentages			Max ME
			1	2	3	
TOTAL	100	±1	53	6	41	±2
USMA	100	±1	47	6	47	±3
USNA	100	±1	46	6	48	±3
USAFA	100	±1	67	5	29	±2
CLASS						
First-Year	100	±1	46	6	48	±3
Second-Year	100	±1	44	6	49	±3
Third-Year	99	±1	54	6	41	±3
Fourth-Year	100	±1	66	5	29	±3
GENDER						
Female	100	±1	63	16	21	±1
Male	100	±1	51	4	45	±2
EXPERIENCED BEHAVIORS						
Not Experienced USC	100	±1	53	5	41	±2
Experienced USC	100	±0	49	15	36	±6
Unwanted Touching	100	±0	55	12	34	±9
Attempted SA	100	±0	35	32	33	±11
Completed SA	100	±0	47	12	40	±11
Not Experienced SH	100	±1	54	4	42	±2
Experienced SH	100	±1	50	12	38	±3
FEMALE						
First-Year	100	±1	63	19	18	±3
Second-Year	100	±0	60	17	23	±2
Third-Year	99	±1	64	13	23	±2
Fourth-Year	100	±1	67	16	18	±1
Not Experienced USC	100	±1	65	15	20	±1
Experienced USC	100	±0	52	23	26	±3
Unwanted Touching	100	±0	51	17	31	±5
Attempted SA	100	±0	40	36	24	±5
Completed SA	100	±0	64	19	17	±5
Not Experienced SH	99	±1	74	12	15	±2
Experienced SH	100	±1	55	20	25	±2
USMA	100	±1	56	18	26	±2
First-Year	99	±1	54	23	23	±4
Second-Year	100	±0	50	22	27	±4
Third-Year	100	±0	56	14	30	±3
Fourth-Year	100	±0	65	15	21	±2
Experienced USC	100	±0	51	22	27	±5
Unwanted Touching	100	±0	62	15	24	±8
Attempted SA	100	±0	39	39	22	±9
Completed SA	100	±0	52	13	35	±8
Experienced SH	100	±1	49	22	29	±2

Note. Percent responding are students who answered the question.

7b. Continued	Percent Responding		Percentages			Max ME
			1	2	3	
USNA	100	±1	58	17	24	±2
First-Year	100	±0	60	19	21	±4
Second-Year	100	±0	50	21	29	±2
Third-Year	99	±1	58	13	29	±2
Fourth-Year	100	±1	64	18	18	±2
Experienced USC	100	±0	42	32	26	±4
Unwanted Touching	100	±0	39	26	35	±6
Attempted SA	100	±0	31	32	37	±7
Completed SA	100	±0	55	39	5	±7
Experienced SH	100	±0	48	21	30	±2
USAFA	100	±1	75	13	13	±2
First-Year	100	±0	73	16	11	±5
Second-Year	100	±0	76	10	14	±3
Third-Year	99	±1	78	12	10	±3
Fourth-Year	100	±0	72	14	15	±2
Experienced USC	100	±0	60	15	24	±6
Unwanted Touching	100	±0	53	12	34	±9
Attempted SA	100	±0	49	37	14	±12
Completed SA	100	±0	80	5	15	±9
Experienced SH	100	±0	68	16	17	±3
MALE						
First-Year	100	±1	43	3	54	±3
Second-Year	100	±1	42	4	54	±3
Third-Year	99	±1	51	4	45	±3
Fourth-Year	100	±1	66	3	31	±3
Not Experienced USC	100	±1	51	4	45	±2
Experienced USC	100	±0	45	4	51	±14
Not Experienced SH	100	±1	52	4	45	±2
Experienced SH	99	±1	45	5	50	±5
USMA	100	±1	45	4	50	±3
First-Year	100	±1	39	2	58	±6
Second-Year	99	±1	40	4	56	±5
Third-Year	100	±1	47	5	48	±6
Fourth-Year	100	±0	53	6	41	±6
Experienced USC	100	±0	NR	NR	NR	
Experienced SH	100	±0	41	2	57	±10
USNA	100	±1	43	4	54	±3
First-Year	100	±1	33	4	63	±6
Second-Year	100	±0	30	5	66	±5
Third-Year	99	±1	43	4	53	±6
Fourth-Year	100	±1	65	2	33	±6
Experienced USC	100	±0	NR	NR	NR	
Experienced SH	99	±2	40	7	53	±8
USAFA	100	±1	65	3	32	±2
First-Year	100	±1	59	3	38	±4
Second-Year	100	±0	56	4	39	±4
Third-Year	99	±1	63	3	34	±5
Fourth-Year	99	±1	78	2	20	±5
Experienced USC	100	±0	NR	NR	NR	
Experienced SH	99	±1	53	5	42	±7

Note. Percent responding are students who answered the question.
NR: Not reportable

7. At your Academy, do you think the faculty/staff/leaders hold men and women to the same standards for...

c. Military performance?

1. Yes, women and men are held to the same standard

2. No, women are held to a higher standard

3. No, men are held to a higher standard

	Percent Responding		Percentages			Max ME
			1	2	3	
TOTAL	100	±1	47	4	49	±2
USMA	100	±1	36	4	60	±3
USNA	100	±1	41	5	53	±3
USAFA	99	±1	62	3	35	±2
CLASS						
First-Year	100	±1	49	6	45	±3
Second-Year	100	±1	46	4	50	±3
Third-Year	99	±1	46	3	51	±3
Fourth-Year	99	±1	47	4	49	±3
GENDER						
Female	100	±1	59	16	25	±1
Male	100	±1	44	2	54	±2
EXPERIENCED BEHAVIORS						
Not Experienced USC	100	±1	47	4	49	±2
Experienced USC	100	±0	42	12	46	±6
Unwanted Touching	100	±0	45	13	42	±9
Attempted SA	100	±0	44	20	35	±11
Completed SA	100	±0	37	6	57	±9
Not Experienced SH	100	±1	47	3	50	±2
Experienced SH	100	±1	46	11	43	±3
FEMALE						
First-Year	100	±1	62	22	16	±3
Second-Year	100	±1	62	16	22	±2
Third-Year	100	±1	63	13	24	±2
Fourth-Year	100	±1	53	15	33	±1
Not Experienced USC	100	±1	60	16	24	±1
Experienced USC	100	±0	50	18	32	±3
Unwanted Touching	100	±0	45	22	32	±5
Attempted SA	100	±0	50	23	27	±5
Completed SA	100	±0	55	9	35	±5
Not Experienced SH	99	±1	70	11	18	±2
Experienced SH	100	±1	50	20	30	±2
USMA	100	±1	43	19	38	±2
First-Year	99	±1	44	30	27	±4
Second-Year	100	±0	44	22	34	±4
Third-Year	100	±0	45	15	39	±3
Fourth-Year	100	±0	41	11	48	±2
Experienced USC	100	±0	40	18	42	±5
Unwanted Touching	100	±0	34	15	51	±8
Attempted SA	100	±0	44	34	22	±9
Completed SA	100	±0	40	7	53	±8
Experienced SH	100	±1	35	23	41	±2

Note. Percent responding are students who answered the question.

7c. Continued	Percent Responding		Percentages			Max ME
			1	2	3	
USNA	100	±1	57	20	23	±2
First-Year	100	±0	64	24	12	±4
Second-Year	99	±1	58	20	22	±2
Third-Year	100	±1	61	16	23	±2
Fourth-Year	100	±1	48	22	30	±2
Experienced USC	100	±0	46	25	29	±4
Unwanted Touching	100	±0	44	30	26	±6
Attempted SA	100	±0	44	19	37	±8
Completed SA	100	±0	50	22	27	±7
Experienced SH	100	±0	47	25	28	±2
USAFA	100	±1	75	10	16	±2
First-Year	100	±0	75	15	11	±5
Second-Year	100	±0	82	5	13	±3
Third-Year	99	±1	79	9	12	±3
Fourth-Year	99	±1	65	10	24	±2
Experienced USC	100	±0	62	12	26	±6
Unwanted Touching	100	±0	56	21	23	±9
Attempted SA	100	±0	64	13	22	±12
Completed SA	100	±0	70	0	30	±9
Experienced SH	100	±0	67	12	21	±3
MALE						
First-Year	100	±1	46	3	51	±3
Second-Year	100	±1	43	2	55	±3
Third-Year	99	±1	42	1	57	±3
Fourth-Year	99	±1	46	1	53	±3
Not Experienced USC	100	±1	44	2	54	±2
Experienced USC	100	±0	31	NR	67	±14
Not Experienced SH	100	±1	45	2	54	±2
Experienced SH	99	±1	41	2	57	±5
USMA	100	±1	35	1	64	±3
First-Year	100	±1	38	3	60	±6
Second-Year	100	±0	38	1	61	±5
Third-Year	100	±0	29	1	70	±6
Fourth-Year	100	±1	36	1	63	±6
Experienced USC	100	±0	NR	NR	NR	
Experienced SH	99	±2	39	1	60	±10
USNA	100	±1	38	2	60	±3
First-Year	100	±0	41	3	56	±6
Second-Year	100	±1	33	3	64	±5
Third-Year	99	±2	40	1	59	±6
Fourth-Year	100	±1	38	3	59	±6
Experienced USC	100	±0	NR	NR	NR	
Experienced SH	99	±2	32	3	64	±8
USAFA	99	±1	60	1	39	±3
First-Year	100	±1	62	1	37	±4
Second-Year	99	±1	60	1	39	±4
Third-Year	99	±1	57	1	42	±5
Fourth-Year	99	±1	62	1	38	±5
Experienced USC	100	±0	NR	NR	NR	
Experienced SH	99	±1	51	1	48	±7

Note. Percent responding are students who answered the question.
NR: Not reportable

**7. At your Academy, do you think the faculty/staff/leaders hold men and women to the same standards for...
d. Honor Board decisions?**

1. Yes, women and men are held to the same standard 2. No, women are held to a higher standard 3. No, men are held to a higher standard

	Percent Responding		Percentages			Max ME
			1	2	3	
TOTAL	99	±1	77	2	21	±2
USMA	100	±1	72	2	26	±3
USNA	99	±1	75	2	23	±2
USAFA	99	±1	84	1	15	±2
CLASS						
First-Year	99	±1	77	1	21	±3
Second-Year	99	±1	77	2	21	±3
Third-Year	99	±1	73	1	26	±3
Fourth-Year	99	±1	81	2	17	±3
GENDER						
Female	99	±1	89	4	7	±1
Male	99	±1	75	1	24	±2
EXPERIENCED BEHAVIORS						
Not Experienced USC	99	±1	77	2	21	±2
Experienced USC	98	±2	76	4	19	±7
Unwanted Touching	97	±4	81	3	16	±9
Attempted SA	100	±0	72	9	19	±14
Completed SA	100	±0	70	4	26	±14
Not Experienced SH	99	±1	77	1	22	±2
Experienced SH	99	±1	79	3	18	±3
FEMALE						
First-Year	100	±0	91	4	5	±2
Second-Year	99	±1	89	4	7	±2
Third-Year	100	±1	87	3	10	±1
Fourth-Year	99	±1	88	5	7	±1
Not Experienced USC	99	±1	89	4	7	±1
Experienced USC	99	±1	86	7	7	±2
Unwanted Touching	97	±1	85	7	8	±4
Attempted SA	100	±0	81	10	8	±4
Completed SA	100	±0	89	6	5	±3
Not Experienced SH	99	±1	92	2	6	±1
Experienced SH	99	±1	86	5	9	±1
USMA	100	±1	82	6	12	±2
First-Year	100	±0	89	7	4	±3
Second-Year	100	±0	82	5	13	±3
Third-Year	100	±0	76	3	21	±3
Fourth-Year	99	±1	82	8	10	±2
Experienced USC	100	±0	73	11	16	±4
Unwanted Touching	100	±0	76	10	14	±7
Attempted SA	100	±0	67	11	22	±9
Completed SA	100	±0	74	14	13	±8
Experienced SH	99	±1	81	7	12	±2





































Note. Percent responding are students who answered the question.

7d. Continued	Percent Responding		Percentages			Max ME
			1	2	3	
USNA	99	±1	90	4	6	±1
First-Year	100	±0	89	4	7	±3
Second-Year	97	±1	91	3	7	±2
Third-Year	100	±0	90	5	5	±2
Fourth-Year	99	±1	89	4	7	±1
Experienced USC	97	±2	89	9	2	±3
Unwanted Touching	91	±3	95	5	0	±2
Attempted SA	100	±0	81	19	0	±7
Completed SA	100	±0	89	5	5	±5
Experienced SH	99	±1	85	6	9	±2
USAFA	99	±1	93	2	4	±1
First-Year	100	±0	94	2	4	±3
Second-Year	99	±1	95	3	2	±2
Third-Year	99	±1	94	0	6	±2
Fourth-Year	99	±1	92	5	4	±1
Experienced USC	100	±0	93	3	4	±4
Unwanted Touching	100	±0	84	7	9	±8
Attempted SA	100	±0	NR	NR	NR	
Completed SA	100	±0	100	0	0	±0
Experienced SH	99	±1	92	3	5	±2
MALE						
First-Year	99	±1	75	1	24	±3
Second-Year	100	±1	74	2	24	±3
Third-Year	99	±1	70	1	29	±3
Fourth-Year	99	±1	80	1	19	±3
Not Experienced USC	99	±1	75	1	24	±2
Experienced USC	97	±5	61	NR	39	±14
Not Experienced SH	99	±1	75	1	24	±2
Experienced SH	99	±1	71	1	29	±5
USMA	100	±1	71	1	28	±3
First-Year	100	±1	70	0	30	±6
Second-Year	100	±1	78	1	21	±5
Third-Year	100	±0	61	0	38	±6
Fourth-Year	100	±1	74	2	24	±5
Experienced USC	100	±0	NR	NR	NR	
Experienced SH	100	±0	68	NR	32	±10
USNA	99	±1	72	2	27	±3
First-Year	99	±2	73	2	25	±5
Second-Year	99	±1	64	3	33	±5
Third-Year	98	±2	69	1	30	±6
Fourth-Year	99	±2	80	2	19	±5
Experienced USC	100	±0	NR	NR	NR	
Experienced SH	100	±0	67	2	32	±8
USAFA	99	±1	83	0	17	±2
First-Year	99	±1	82	1	17	±4
Second-Year	100	±1	82	1	18	±4
Third-Year	99	±1	80	1	19	±4
Fourth-Year	98	±2	86	0	14	±4
Experienced USC	92	±13	NR	NR	NR	
Experienced SH	98	±3	77	1	23	±6

Note. Percent responding are students who answered the question.
NR: Not reportable

8. At your Academy, to what extent do you think...
a. Women get lesser punishment than men who commit the same offenses?

1. Not at all
2. Small extent
3. Moderate extent
4. Large extent
5. Very large extent

	Percent Responding		Percentages					Max ME	Average Extent		
			1	2	3	4	5				
TOTAL	100	±1	26	21	21	16	17	±1	2.8	±0.1	
USMA	100	±1	19	21	22	21	17	±2	3.0	±0.1	
USNA	99	±1	23	18	20	16	23	±2	3.0	±0.1	
USAFA	99	±1	35	24	20	11	10	±2	2.4	±0.1	
CLASS											
First-Year	100	±1	26	19	19	18	18	±3	2.8	±0.1	
Second-Year	100	±1	27	20	20	16	17	±2	2.8	±0.1	
Third-Year	100	±1	22	20	21	17	20	±3	2.9	±0.1	
Fourth-Year	99	±1	28	23	23	14	12	±3	2.6	±0.1	
GENDER											
Female	100	±1	46	29	15	7	4	±1	1.9	±0.1	
Male	99	±1	22	19	22	18	19	±2	2.9	±0.1	
EXPERIENCED BEHAVIORS											
Not Experienced USC	100	±1	26	21	21	16	17	±2	2.8	±0.1	
Experienced USC	99	±1	31	27	19	9	14	±7	2.5	±0.2	
Unwanted Touching	97	±2	28	32	20	8	12	±9	2.4	±0.3	
Attempted SA	100	±0	39	24	13	11	NR	±8	2.4	±0.4	
Completed SA	100	±0	34	22	18	10	16	±14	2.5	±0.4	
Not Experienced SH	100	±1	25	20	21	17	18	±2	2.8	±0.1	
Experienced SH	99	±1	31	25	19	14	11	±2	2.5	±0.1	
FEMALE											
First-Year	100	±0	47	29	13	5	5	±3	1.9	±0.1	
Second-Year	99	±1	52	27	13	6	3	±2	1.8	±0.1	
Third-Year	100	±1	44	29	15	8	4	±2	2.0	±0.1	
Fourth-Year	100	±1	43	29	18	7	2	±1	2.0	±0.1	
Not Experienced USC	100	±1	46	29	15	7	4	±1	1.9	±0.1	
Experienced USC	99	±1	44	32	14	7	2	±3	1.9	±0.1	
Unwanted Touching	97	±1	40	35	14	8	3	±5	2.0	±0.2	
Attempted SA	100	±0	44	27	15	12	2	±5	2.0	±0.2	
Completed SA	100	±0	51	33	15	0	2	±5	1.7	±0.1	
Not Experienced SH	100	±1	47	29	15	6	3	±2	1.9	±0.1	
Experienced SH	100	±1	45	28	15	7	4	±2	2.0	±0.1	
USMA	100	±1	33	32	19	11	4	±2	2.2	±0.1	
First-Year	100	±0	33	33	17	11	6	±4	2.2	±0.1	
Second-Year	100	±0	37	26	21	10	6	±4	2.2	±0.1	
Third-Year	100	±0	29	36	20	12	3	±3	2.2	±0.1	
Fourth-Year	99	±1	34	31	19	13	3	±2	2.2	±0.1	
Experienced USC	100	±0	35	27	18	16	3	±5	2.3	±0.2	
Unwanted Touching	100	±0	28	34	13	20	5	±8	2.4	±0.2	
Attempted SA	100	±0	33	23	22	22	0	±8	2.3	±0.2	
Completed SA	100	±0	46	27	20	0	6	±8	1.9	±0.2	
Experienced SH	100	±1	35	30	18	12	4	±2	2.2	±0.1	

Note. Percent responding are students who answered the question.
NR: Not reportable

8a. Continued	Percent Responding		Percentages					Max ME	Average Extent		
			1	2	3	4	5				
USNA	99	±1	42	28	18	7	5	±2	2.0	±0.1	
First-Year	100	±0	43	33	16	2	7	±4	2.0	±0.1	
Second-Year	99	±1	51	24	14	8	3	±2	1.9	±0.1	
Third-Year	100	±1	41	25	18	10	7	±2	2.2	±0.1	
Fourth-Year	100	±1	36	32	21	7	4	±2	2.1	±0.1	
Experienced USC	97	±2	44	35	14	5	2	±4	1.9	±0.1	
Unwanted Touching	91	±3	38	34	23	5	0	±7	1.9	±0.1	
Attempted SA	100	±0	44	31	6	12	6	±7	2.1	±0.2	
Completed SA	100	±0	50	39	11	0	0	±7	1.6	±0.1	
Experienced SH	99	±1	42	26	18	8	6	±2	2.1	±0.1	
USAFA	100	±1	61	27	8	2	2	±2	1.6	±0.1	
First-Year	100	±0	62	24	8	3	4	±6	1.6	±0.2	
Second-Year	99	±1	65	30	3	1	1	±4	1.4	±0.1	
Third-Year	100	±0	60	28	8	2	2	±4	1.6	±0.1	
Fourth-Year	100	±0	58	26	14	3	1	±2	1.6	±0.1	
Experienced USC	100	±0	53	35	11	0	2	±6	1.6	±0.1	
Unwanted Touching	100	±0	52	37	7	0	5	±9	1.7	±0.2	
Attempted SA	100	±0	57	29	14	NR	NR	±12	1.6	±0.2	
Completed SA	100	±0	54	32	14	0	0	±10	1.6	±0.2	
Experienced SH	100	±1	58	29	9	3	1	±3	1.6	±0.1	
MALE											
First-Year	100	±1	22	17	20	20	20	±3	3.0	±0.1	
Second-Year	100	±1	22	19	21	18	20	±3	2.9	±0.1	
Third-Year	100	±1	18	18	22	19	23	±3	3.1	±0.1	
Fourth-Year	99	±1	25	22	24	15	14	±3	2.7	±0.1	
Not Experienced USC	99	±1	22	19	22	18	19	±2	2.9	±0.1	
Experienced USC	98	±3	12	19	26	12	31	±14	3.3	±0.4	
Not Experienced SH	100	±1	22	19	22	18	19	±2	2.9	±0.1	
Experienced SH	99	±1	15	21	23	21	19	±4	3.1	±0.2	
USMA	100	±1	17	19	23	23	19	±3	3.1	±0.1	
First-Year	100	±1	19	17	18	26	21	±6	3.1	±0.2	
Second-Year	100	±1	20	16	25	23	16	±5	3.0	±0.2	
Third-Year	100	±0	12	17	22	24	26	±6	3.3	±0.2	
Fourth-Year	100	±0	16	26	24	20	15	±5	2.9	±0.2	
Experienced USC	100	±0	NR	NR	NR	NR	NR		3.6	±0.7	
Experienced SH	100	±0	17	22	17	28	17	±9	3.1	±0.3	
USNA	100	±1	19	16	20	18	27	±3	3.2	±0.1	
First-Year	100	±1	19	15	20	20	26	±5	3.2	±0.2	
Second-Year	100	±0	16	15	17	19	32	±5	3.4	±0.2	
Third-Year	100	±1	18	14	19	19	31	±6	3.3	±0.2	
Fourth-Year	99	±2	23	19	24	15	19	±5	2.9	±0.2	
Experienced USC	100	±0	NR	NR	NR	NR	NR		3.5	±0.6	
Experienced SH	99	±2	13	15	24	21	27	±8	3.4	±0.3	
USAFA	99	±1	30	23	23	13	12	±2	2.5	±0.1	
First-Year	99	±1	29	20	23	14	13	±4	2.6	±0.2	
Second-Year	100	±1	32	26	21	12	10	±4	2.4	±0.2	
Third-Year	99	±1	24	24	25	14	14	±4	2.7	±0.2	
Fourth-Year	98	±2	35	22	24	11	9	±5	2.4	±0.2	
Experienced USC	94	±9	NR	NR	NR	NR	NR		2.8	±0.7	
Experienced SH	99	±2	17	28	27	15	13	±6	2.8	±0.2	

Note. Percent responding are students who answered the question.
 NR: Not reportable

8. At your Academy, to what extent do you think...

b. Achievements by men get more recognition than achievements by women?

1. Not at all
4. Large extent

2. Small extent
5. Very large extent

3. Moderate extent

	Percent Responding		Percentages					Max ME	Average Extent		
			1	2	3	4	5				
TOTAL	100	±1	74	16	7	3	1	±2	1.4	±0.1	
USMA	100	±1	72	17	8	3	1	±2	1.4	±0.1	
USNA	100	±1	71	18	7	3	1	±2	1.5	±0.1	
USAFA	99	±1	79	13	5	2	1	±2	1.3	±0.1	
CLASS											
First-Year	100	±1	77	13	5	2	2	±3	1.4	±0.1	
Second-Year	100	±1	76	16	5	2	1	±2	1.3	±0.1	
Third-Year	99	±1	73	18	6	2	1	±3	1.4	±0.1	
Fourth-Year	99	±1	69	17	10	4	1	±3	1.5	±0.1	
GENDER											
Female	100	±1	55	21	14	7	3	±1	1.8	±0.1	
Male	99	±1	78	15	5	2	0	±2	1.3	±0.1	
EXPERIENCED BEHAVIORS											
Not Experienced USC	100	±1	74	16	6	2	1	±2	1.4	±0.1	
Experienced USC	99	±1	52	19	14	11	5	±6	2.0	±0.2	
Unwanted Touching	98	±2	57	14	14	9	5	±9	1.9	±0.3	
Attempted SA	100	±0	43	21	11	17	9	±10	2.3	±0.3	
Completed SA	100	±0	50	23	14	10	2	±10	1.9	±0.2	
Not Experienced SH	100	±1	78	15	5	2	0	±2	1.3	±0.1	
Experienced SH	99	±1	56	22	12	7	3	±3	1.8	±0.1	
FEMALE											
First-Year	100	±0	60	17	11	7	4	±3	1.8	±0.1	
Second-Year	100	±1	61	18	12	6	3	±2	1.7	±0.1	
Third-Year	100	±0	52	25	14	6	3	±2	1.8	±0.1	
Fourth-Year	100	±1	47	22	18	11	2	±1	2.0	±0.1	
Not Experienced USC	100	±1	56	21	14	7	3	±1	1.8	±0.1	
Experienced USC	99	±1	43	21	15	15	6	±3	2.2	±0.1	
Unwanted Touching	99	±1	50	14	16	14	6	±5	2.1	±0.2	
Attempted SA	100	±0	35	23	12	19	10	±5	2.5	±0.2	
Completed SA	100	±0	42	29	15	11	4	±5	2.1	±0.1	
Not Experienced SH	100	±1	63	19	12	4	1	±2	1.6	±0.1	
Experienced SH	100	±1	48	23	16	10	4	±2	2.0	±0.1	
USMA	100	±0	48	22	18	7	4	±2	2.0	±0.1	
First-Year	100	±0	48	22	16	7	7	±4	2.0	±0.2	
Second-Year	100	±0	55	22	15	3	5	±4	1.8	±0.1	
Third-Year	100	±0	49	23	20	6	3	±3	1.9	±0.1	
Fourth-Year	100	±0	42	22	23	11	3	±2	2.1	±0.1	
Experienced USC	100	±0	39	14	18	16	13	±5	2.5	±0.2	
Unwanted Touching	100	±0	58	5	23	10	5	±8	2.0	±0.2	
Attempted SA	100	±0	16	23	11	22	28	±8	3.2	±0.3	
Completed SA	100	±0	39	20	21	13	6	±8	2.3	±0.2	
Experienced SH	100	±0	44	23	20	8	6	±2	2.1	±0.1	

Note. Percent responding are students who answered the question.

8b. Continued	Percent Responding		Percentages					Max ME	Average Extent		
			1	2	3	4	5				
USNA	100	±1	50	23	14	10	3	±2	1.9	±0.1	
First-Year	100	±0	61	14	11	10	4	±4	1.8	±0.1	
Second-Year	99	±1	58	18	12	10	2	±2	1.8	±0.1	
Third-Year	100	±0	48	28	12	8	4	±2	1.9	±0.1	
Fourth-Year	100	±1	40	26	18	13	2	±2	2.1	±0.1	
Experienced USC	98	±1	39	28	14	15	3	±4	2.1	±0.1	
Unwanted Touching	96	±2	45	27	13	10	4	±7	2.0	±0.2	
Attempted SA	100	±0	37	25	19	19	0	±7	2.2	±0.2	
Completed SA	100	±0	34	33	11	16	5	±7	2.3	±0.2	
Experienced SH	99	±1	43	25	14	14	4	±2	2.1	±0.1	
USAFA	100	±1	64	18	11	5	2	±2	1.6	±0.1	
First-Year	100	±0	70	16	8	4	2	±5	1.5	±0.1	
Second-Year	99	±1	69	15	10	3	2	±4	1.5	±0.1	
Third-Year	100	±0	60	23	11	4	1	±4	1.6	±0.1	
Fourth-Year	100	±0	58	18	15	8	2	±2	1.8	±0.1	
Experienced USC	100	±0	49	21	13	13	4	±6	2.0	±0.2	
Unwanted Touching	100	±0	47	12	12	20	9	±9	2.3	±0.3	
Attempted SA	100	±0	57	22	7	14	NR	±12	1.8	±0.2	
Completed SA	100	±0	49	31	15	5	0	±10	1.7	±0.2	
Experienced SH	100	±1	56	20	14	7	3	±3	1.8	±0.1	
MALE											
First-Year	100	±1	81	13	4	2	1	±3	1.3	±0.1	
Second-Year	100	±1	79	15	4	1	0	±3	1.3	±0.1	
Third-Year	99	±1	78	17	4	1	0	±3	1.3	±0.1	
Fourth-Year	99	±1	73	16	8	2	0	±3	1.4	±0.1	
Not Experienced USC	100	±1	78	15	5	2	0	±2	1.3	±0.1	
Experienced USC	98	±3	66	15	12	4	NR	±14	1.6	±0.3	
Not Experienced SH	100	±1	79	15	5	1	0	±2	1.3	±0.1	
Experienced SH	99	±1	65	21	8	4	1	±5	1.6	±0.1	
USMA	100	±1	76	16	6	2	1	±3	1.4	±0.1	
First-Year	100	±1	78	13	6	1	1	±5	1.4	±0.1	
Second-Year	100	±0	77	19	3	0	0	±5	1.3	±0.1	
Third-Year	99	±2	76	17	4	2	0	±6	1.3	±0.1	
Fourth-Year	100	±0	72	15	9	3	0	±5	1.4	±0.1	
Experienced USC	100	±0	NR	NR	NR	NR	NR		1.6	±0.5	
Experienced SH	100	±0	62	24	7	6	1	±10	1.6	±0.2	
USNA	100	±1	75	17	5	2	0	±3	1.4	±0.1	
First-Year	100	±1	79	14	3	2	2	±5	1.3	±0.1	
Second-Year	100	±1	76	16	5	2	0	±5	1.3	±0.1	
Third-Year	100	±1	76	20	4	1	0	±5	1.3	±0.1	
Fourth-Year	100	±1	71	18	8	3	0	±5	1.4	±0.1	
Experienced USC	100	±0	NR	NR	NR	NR	NR		1.7	±0.6	
Experienced SH	99	±2	63	22	9	5	2	±8	1.6	±0.2	
USAFA	99	±1	82	12	4	1	0	±2	1.3	±0.1	
First-Year	100	±1	85	10	3	1	1	±3	1.2	±0.1	
Second-Year	100	±1	85	10	3	1	0	±3	1.2	±0.1	
Third-Year	99	±1	82	13	4	1	0	±4	1.2	±0.1	
Fourth-Year	98	±2	77	15	6	1	0	±5	1.3	±0.1	
Experienced USC	94	±9	NR	NR	NR	NR	NR		1.5	±0.3	
Experienced SH	99	±2	70	19	9	2	1	±7	1.5	±0.2	

Note. Percent responding are students who answered the question.
 NR: Not reportable

8. At your Academy, to what extent do you think...

c. Better qualified men get passed over for leadership positions because it would look better for equal opportunity for a woman to have the position?

- 1. Not at all
- 2. Small extent
- 3. Moderate extent
- 4. Large extent
- 5. Very large extent

	Percent Responding		Percentages					Max ME	Average Extent		
			1	2	3	4	5				
TOTAL	100	±1	17	21	23	17	22	±2	3.1	±0.1	
USMA	100	±1	10	19	24	20	27	±3	3.4	±0.1	
USNA	100	±1	10	17	24	20	30	±2	3.4	±0.1	
USAFA	99	±1	30	28	20	12	10	±2	2.5	±0.1	
CLASS											
First-Year	100	±1	13	19	21	18	28	±3	3.3	±0.1	
Second-Year	100	±0	14	19	21	20	26	±3	3.2	±0.1	
Third-Year	99	±1	16	21	22	17	24	±3	3.1	±0.1	
Fourth-Year	99	±1	23	25	25	15	13	±3	2.7	±0.1	
GENDER											
Female	100	±1	34	33	19	9	5	±1	2.2	±0.1	
Male	99	±1	13	19	23	19	26	±2	3.3	±0.1	
EXPERIENCED BEHAVIORS											
Not Experienced USC	100	±1	17	21	23	17	22	±2	3.1	±0.1	
Experienced USC	100	±0	23	28	20	10	19	±6	2.7	±0.2	
Unwanted Touching	100	±0	26	28	24	9	14	±10	2.6	±0.3	
Attempted SA	100	±0	20	32	18	9	21	±14	2.8	±0.4	
Completed SA	100	±0	21	28	15	13	23	±15	2.9	±0.4	
Not Experienced SH	99	±1	16	20	22	18	24	±2	3.1	±0.1	
Experienced SH	100	±1	19	27	24	15	15	±3	2.8	±0.1	
FEMALE											
First-Year	100	±0	30	32	18	13	7	±3	2.3	±0.1	
Second-Year	100	±1	34	30	20	11	5	±2	2.2	±0.1	
Third-Year	100	±1	35	32	19	9	5	±2	2.2	±0.1	
Fourth-Year	100	±0	36	38	17	7	2	±1	2.0	±0.1	
Not Experienced USC	100	±1	34	33	19	9	4	±1	2.2	±0.1	
Experienced USC	100	±0	30	37	16	10	8	±3	2.3	±0.1	
Unwanted Touching	100	±0	34	35	11	7	13	±5	2.3	±0.2	
Attempted SA	100	±0	23	36	20	10	10	±5	2.5	±0.2	
Completed SA	100	±0	32	41	17	11	0	±5	2.1	±0.1	
Not Experienced SH	100	±1	37	34	17	8	4	±2	2.1	±0.1	
Experienced SH	100	±1	31	33	20	11	6	±2	2.3	±0.1	
USMA	100	±1	17	37	26	13	7	±2	2.6	±0.1	
First-Year	100	±0	14	37	24	17	8	±4	2.7	±0.1	
Second-Year	99	±1	13	32	28	17	11	±4	2.8	±0.1	
Third-Year	100	±0	21	37	29	8	5	±3	2.4	±0.1	
Fourth-Year	100	±0	19	44	23	11	4	±2	2.4	±0.1	
Experienced USC	100	±0	14	43	20	9	14	±5	2.7	±0.2	
Unwanted Touching	100	±0	5	52	14	10	19	±8	2.9	±0.2	
Attempted SA	100	±0	17	49	12	0	22	±9	2.6	±0.3	
Completed SA	100	±0	25	27	34	13	0	±8	2.4	±0.2	
Experienced SH	100	±0	15	34	28	14	8	±2	2.7	±0.1	

Note. Percent responding are students who answered the question.

8c. Continued	Percent Responding		Percentages					Max ME	Average Extent		
			1	2	3	4	5				
USNA	100	±1	23	33	23	14	7	±1	2.5	±0.1	
First-Year	100	±0	16	34	24	17	10	±4	2.7	±0.1	
Second-Year	100	±0	23	28	28	14	6	±2	2.5	±0.1	
Third-Year	100	±1	20	32	25	16	8	±2	2.6	±0.1	
Fourth-Year	100	±0	33	38	18	8	3	±2	2.1	±0.1	
Experienced USC	100	±0	21	30	23	17	9	±4	2.6	±0.1	
Unwanted Touching	100	±0	26	30	13	13	18	±6	2.7	±0.2	
Attempted SA	100	±0	13	13	43	25	6	±7	3.0	±0.2	
Completed SA	100	±0	22	45	17	16	0	±7	2.3	±0.2	
Experienced SH	100	±0	23	32	23	15	8	±2	2.5	±0.1	
USAFA	100	±1	58	30	8	2	1	±2	1.6	±0.1	
First-Year	100	±0	57	27	9	4	3	±6	1.7	±0.2	
Second-Year	99	±1	61	32	5	2	0	±4	1.5	±0.1	
Third-Year	100	±0	62	30	5	2	1	±4	1.5	±0.1	
Fourth-Year	100	±0	53	33	13	2	0	±2	1.6	±0.1	
Experienced USC	100	±0	51	38	6	4	2	±6	1.7	±0.2	
Unwanted Touching	100	±0	63	25	7	0	5	±9	1.6	±0.3	
Attempted SA	100	±0	41	43	7	9	NR	±14	1.8	±0.3	
Completed SA	100	±0	44	47	5	5	0	±9	1.7	±0.2	
Experienced SH	100	±1	55	32	9	3	1	±3	1.6	±0.1	
MALE											
First-Year	100	±1	10	17	22	19	33	±3	3.5	±0.1	
Second-Year	100	±0	11	16	22	22	29	±3	3.4	±0.1	
Third-Year	99	±1	12	19	22	18	29	±3	3.3	±0.1	
Fourth-Year	99	±1	20	22	27	17	15	±3	2.8	±0.1	
Not Experienced USC	99	±1	13	19	23	19	26	±2	3.3	±0.1	
Experienced USC	100	±0	12	14	27	11	36	±14	3.4	±0.4	
Not Experienced SH	99	±1	14	18	23	19	26	±2	3.3	±0.1	
Experienced SH	100	±1	8	21	28	18	24	±5	3.3	±0.2	
USMA	100	±1	9	16	23	22	31	±3	3.5	±0.1	
First-Year	100	±1	8	14	17	21	39	±6	3.7	±0.2	
Second-Year	100	±0	6	14	25	26	29	±5	3.6	±0.2	
Third-Year	100	±1	7	17	21	19	36	±6	3.6	±0.2	
Fourth-Year	100	±1	15	17	27	21	21	±5	3.2	±0.2	
Experienced USC	100	±0	NR	NR	NR	NR	NR		3.4	±0.9	
Experienced SH	100	±0	4	14	35	21	25	±10	3.5	±0.3	
USNA	100	±1	8	14	24	21	34	±3	3.6	±0.1	
First-Year	100	±1	3	11	24	20	43	±6	3.9	±0.2	
Second-Year	100	±0	5	9	19	22	44	±5	3.9	±0.2	
Third-Year	100	±1	6	13	22	23	36	±6	3.7	±0.2	
Fourth-Year	100	±0	16	20	30	19	14	±5	3.0	±0.2	
Experienced USC	100	±0	NR	NR	NR	NR	NR		3.8	±0.5	
Experienced SH	100	±0	1	18	28	22	32	±8	3.7	±0.2	
USAFA	99	±1	23	27	23	14	13	±2	2.6	±0.1	
First-Year	100	±1	21	26	25	15	13	±4	2.7	±0.1	
Second-Year	100	±0	21	27	21	17	13	±4	2.7	±0.2	
Third-Year	99	±1	22	27	23	13	15	±4	2.7	±0.2	
Fourth-Year	98	±2	29	29	23	10	9	±5	2.4	±0.2	
Experienced USC	100	±0	NR	NR	NR	10	NR	±15	3.0	±0.7	
Experienced SH	99	±1	18	30	24	12	16	±7	2.8	±0.2	

Note. Percent responding are students who answered the question.
 NR: Not reportable

9. At your Academy, do you think the following persons treat students with equal dignity and respect regardless of gender?

a. Cadet/midshipman leaders

1. Treat women and men with equal dignity and respect

2. Treat women with more dignity and respect

3. Treat men with more dignity and respect

	Percent Responding		Percentages			Max ME
			1	2	3	
TOTAL	99	±1	85	6	9	±1
USMA	100	±1	84	6	10	±2
USNA	99	±1	84	7	9	±2
USAFA	99	±1	86	6	8	±2
CLASS						
First-Year	99	±1	89	4	7	±2
Second-Year	99	±1	84	6	10	±2
Third-Year	99	±1	83	7	10	±2
Fourth-Year	100	±1	84	8	9	±2
GENDER						
Female	99	±1	74	2	24	±1
Male	99	±1	87	7	6	±1
EXPERIENCED BEHAVIORS						
Not Experienced USC	99	±1	85	6	8	±1
Experienced USC	100	±1	66	7	27	±6
Unwanted Touching	100	±0	72	5	23	±9
Attempted SA	98	±1	64	2	34	±7
Completed SA	100	±0	60	14	26	±14
Not Experienced SH	99	±1	87	7	6	±1
Experienced SH	99	±1	73	6	22	±2
FEMALE						
First-Year	100	±0	78	1	22	±3
Second-Year	99	±1	75	1	24	±2
Third-Year	99	±1	76	1	22	±2
Fourth-Year	99	±1	68	4	27	±1
Not Experienced USC	99	±1	75	2	23	±1
Experienced USC	99	±1	64	2	34	±3
Unwanted Touching	100	±0	68	3	29	±5
Attempted SA	98	±1	60	2	38	±5
Completed SA	100	±0	66	0	34	±5
Not Experienced SH	99	±1	85	2	13	±1
Experienced SH	99	±1	66	2	33	±2
USMA	99	±1	69	1	30	±2
First-Year	100	±0	72	1	27	±4
Second-Year	99	±1	72	1	28	±3
Third-Year	100	±0	69	1	30	±3
Fourth-Year	99	±1	63	3	34	±2
Experienced USC	100	±0	55	0	45	±5
Unwanted Touching	100	±0	67	0	33	±8
Attempted SA	100	±0	56	0	44	±9
Completed SA	100	±0	39	0	61	±7
Experienced SH	100	±1	59	2	39	±2

Note. Percent responding are students who answered the question.

9a. Continued	Percent Responding		Percentages			Max ME
			1	2	3	
USNA	99	±1	73	3	24	±1
First-Year	100	±0	76	1	23	±4
Second-Year	99	±1	73	1	26	±2
Third-Year	99	±1	76	2	22	±2
Fourth-Year	100	±1	68	7	25	±2
Experienced USC	98	±1	73	2	25	±4
Unwanted Touching	100	±0	70	4	26	±6
Attempted SA	94	±3	74	0	26	±7
Completed SA	100	±0	78	0	22	±6
Experienced SH	99	±1	66	3	31	±2
USAFA	99	±1	80	1	19	±2
First-Year	100	±0	83	0	17	±5
Second-Year	99	±1	81	1	18	±3
Third-Year	98	±1	82	1	17	±3
Fourth-Year	100	±0	72	4	24	±2
Experienced USC	100	±0	65	3	32	±6
Unwanted Touching	100	±0	68	4	29	±9
Attempted SA	100	±0	51	7	43	±11
Completed SA	100	±0	75	0	25	±9
Experienced SH	99	±1	71	1	28	±3
MALE						
First-Year	99	±1	91	5	4	±2
Second-Year	100	±1	86	7	7	±2
Third-Year	99	±1	84	8	7	±3
Fourth-Year	100	±1	87	8	5	±3
Not Experienced USC	99	±1	87	7	6	±1
Experienced USC	100	±0	67	15	18	±14
Not Experienced SH	99	±1	88	7	5	±2
Experienced SH	99	±1	80	9	11	±4
USMA	100	±1	86	7	7	±2
First-Year	99	±2	90	5	5	±4
Second-Year	100	±1	89	5	6	±4
Third-Year	100	±0	84	8	8	±5
Fourth-Year	100	±0	83	9	9	±5
Experienced USC	100	±0	NR	NR	NR	
Experienced SH	100	±0	80	8	12	±9
USNA	99	±1	86	8	5	±2
First-Year	99	±2	91	5	4	±4
Second-Year	100	±1	83	9	8	±5
Third-Year	99	±1	83	10	7	±5
Fourth-Year	99	±2	88	9	3	±4
Experienced USC	100	±0	NR	NR	NR	
Experienced SH	99	±2	76	11	13	±7
USAFA	99	±1	88	7	6	±2
First-Year	100	±1	91	5	4	±3
Second-Year	99	±1	86	7	7	±3
Third-Year	99	±1	85	7	8	±4
Fourth-Year	100	±1	89	7	4	±4
Experienced USC	100	±0	NR	NR	NR	
Experienced SH	99	±1	83	8	9	±6

Note. Percent responding are students who answered the question.
NR: Not reportable

9. At your Academy, do you think the following persons treat students with equal dignity and respect regardless of gender?

b. Cadets/midshipmen not in appointed leadership positions

1. Treat women and men with equal dignity and respect

2. Treat women with more dignity and respect

3. Treat men with more dignity and respect

	Percent Responding		Percentages			Max ME
			1	2	3	
TOTAL	99	±1	76	5	19	±2
USMA	100	±1	72	4	23	±2
USNA	99	±1	74	5	20	±2
USAFA	99	±1	80	5	15	±2
CLASS						
First-Year	99	±1	79	3	18	±2
Second-Year	99	±1	76	4	20	±2
Third-Year	99	±1	74	5	20	±3
Fourth-Year	99	±1	74	6	19	±3
GENDER						
Female	99	±1	63	2	35	±1
Male	99	±1	78	5	16	±2
EXPERIENCED BEHAVIORS						
Not Experienced USC	99	±1	76	5	19	±2
Experienced USC	100	±1	54	6	39	±6
Unwanted Touching	100	±0	63	3	34	±9
Attempted SA	98	±1	51	0	49	±9
Completed SA	100	±0	47	15	39	±14
Not Experienced SH	99	±1	79	5	16	±2
Experienced SH	99	±1	59	4	37	±3
FEMALE						
First-Year	100	±1	61	0	39	±3
Second-Year	99	±1	62	1	36	±2
Third-Year	99	±1	67	1	32	±2
Fourth-Year	99	±1	61	5	34	±1
Not Experienced USC	99	±1	64	2	34	±1
Experienced USC	99	±1	53	2	46	±3
Unwanted Touching	100	±0	60	1	38	±5
Attempted SA	98	±1	51	0	49	±5
Completed SA	100	±0	47	4	49	±5
Not Experienced SH	99	±1	75	2	23	±2
Experienced SH	99	±1	53	2	45	±2
USMA	99	±1	58	2	40	±2
First-Year	100	±0	53	1	46	±4
Second-Year	98	±1	61	2	37	±4
Third-Year	100	±0	63	1	35	±3
Fourth-Year	98	±1	55	4	41	±2
Experienced USC	100	±0	52	2	47	±5
Unwanted Touching	100	±0	56	0	44	±8
Attempted SA	100	±0	62	0	38	±8
Completed SA	100	±0	40	6	54	±8
Experienced SH	100	±1	48	2	50	±2

Note. Percent responding are students who answered the question.

9b. Continued	Percent Responding		Percentages			Max ME
			1	2	3	
USNA	99	±1	62	2	36	±2
First-Year	100	±0	60	0	40	±4
Second-Year	100	±0	56	2	42	±2
Third-Year	98	±1	70	1	29	±2
Fourth-Year	98	±1	61	5	34	±2
Experienced USC	98	±1	55	0	45	±4
Unwanted Touching	100	±0	56	0	44	±6
Attempted SA	94	±3	46	0	54	±7
Completed SA	100	±0	61	0	39	±7
Experienced SH	99	±1	53	2	45	±2
USAFA	99	±1	68	2	31	±2
First-Year	99	±1	67	0	33	±5
Second-Year	98	±1	69	1	31	±4
Third-Year	98	±1	67	1	31	±3
Fourth-Year	100	±0	67	4	29	±2
Experienced USC	100	±0	52	3	45	±6
Unwanted Touching	100	±0	67	4	29	±10
Attempted SA	100	±0	44	NR	56	±11
Completed SA	100	±0	40	5	55	±9
Experienced SH	99	±1	58	2	40	±3
MALE						
First-Year	99	±1	82	3	14	±3
Second-Year	100	±1	78	5	17	±3
Third-Year	99	±1	76	6	18	±3
Fourth-Year	99	±1	77	7	16	±3
Not Experienced USC	99	±1	79	5	16	±2
Experienced USC	100	±0	57	14	29	±14
Not Experienced SH	99	±1	80	5	15	±2
Experienced SH	99	±1	65	7	28	±5
USMA	100	±1	75	5	20	±3
First-Year	99	±2	79	3	18	±5
Second-Year	100	±1	77	3	19	±5
Third-Year	100	±0	72	7	21	±6
Fourth-Year	100	±0	71	6	23	±5
Experienced USC	100	±0	NR	NR	NR	
Experienced SH	100	±0	71	6	23	±9
USNA	99	±1	77	6	17	±3
First-Year	99	±1	81	4	15	±5
Second-Year	100	±1	72	6	22	±5
Third-Year	99	±1	76	6	18	±5
Fourth-Year	99	±2	78	8	14	±5
Experienced USC	100	±0	NR	NR	NR	
Experienced SH	99	±2	56	7	37	±8
USAFA	99	±1	83	5	12	±2
First-Year	100	±1	87	3	10	±3
Second-Year	99	±1	86	4	10	±3
Third-Year	99	±1	79	6	15	±4
Fourth-Year	99	±1	82	6	12	±4
Experienced USC	100	±0	NR	NR	NR	
Experienced SH	99	±1	71	7	22	±7

Note. Percent responding are students who answered the question.
NR: Not reportable

9. At your Academy, do you think the following persons treat students with equal dignity and respect regardless of gender?

c. Commissioned officers directly in charge of your unit

1. Treat women and men with equal dignity and respect

2. Treat women with more dignity and respect

3. Treat men with more dignity and respect

	Percent Responding		Percentages			Max ME
			1	2	3	
TOTAL	99	±1	86	10	4	±1
USMA	100	±1	87	9	5	±2
USNA	99	±1	84	13	4	±2
USAFA	99	±1	88	9	3	±2
CLASS						
First-Year	99	±1	86	10	4	±2
Second-Year	99	±1	84	12	4	±2
Third-Year	99	±1	85	11	4	±2
Fourth-Year	99	±1	89	8	3	±2
GENDER						
Female	99	±1	86	2	11	±1
Male	99	±1	86	12	2	±2
EXPERIENCED BEHAVIORS						
Not Experienced USC	99	±1	86	10	4	±1
Experienced USC	99	±1	77	9	14	±6
Unwanted Touching	100	±0	85	5	10	±8
Attempted SA	96	±2	73	9	18	±13
Completed SA	100	±0	69	15	16	±14
Not Experienced SH	99	±1	87	11	2	±1
Experienced SH	99	±1	81	9	10	±2
FEMALE						
First-Year	100	±0	85	3	13	±2
Second-Year	98	±1	84	2	14	±2
Third-Year	98	±1	88	1	11	±2
Fourth-Year	99	±1	88	3	9	±1
Not Experienced USC	99	±1	87	2	11	±1
Experienced USC	99	±1	82	2	16	±3
Unwanted Touching	100	±0	85	2	13	±4
Attempted SA	96	±2	76	4	20	±5
Completed SA	100	±0	85	2	13	±4
Not Experienced SH	99	±1	92	2	6	±1
Experienced SH	99	±1	82	3	16	±1
USMA	99	±1	82	2	16	±2
First-Year	100	±0	78	3	19	±4
Second-Year	98	±1	78	3	19	±3
Third-Year	100	±0	82	1	16	±3
Fourth-Year	98	±1	89	2	9	±1
Experienced USC	98	±2	74	2	24	±5
Unwanted Touching	100	±0	81	0	19	±7
Attempted SA	94	±4	71	5	24	±9
Completed SA	100	±0	73	0	27	±8
Experienced SH	99	±1	77	3	20	±2

Note. Percent responding are students who answered the question.

9c. Continued	Percent Responding		Percentages			Max ME
			1	2	3	
USNA	99	±1	87	2	10	±1
First-Year	100	±0	86	4	10	±3
Second-Year	99	±1	84	2	14	±2
Third-Year	98	±1	89	1	10	±2
Fourth-Year	100	±1	89	3	9	±1
Experienced USC	98	±1	86	2	12	±3
Unwanted Touching	100	±0	82	5	13	±6
Attempted SA	94	±3	80	0	20	±6
Completed SA	100	±0	95	0	5	±4
Experienced SH	99	±1	82	3	15	±2
USAFA	99	±1	89	2	9	±2
First-Year	100	±0	89	2	10	±4
Second-Year	97	±2	90	2	8	±3
Third-Year	98	±1	90	1	9	±3
Fourth-Year	100	±0	88	4	8	±2
Experienced USC	100	±0	85	3	12	±5
Unwanted Touching	100	±0	91	0	9	±8
Attempted SA	100	±0	78	7	16	±13
Completed SA	100	±0	86	5	10	±7
Experienced SH	99	±1	86	3	11	±2
MALE						
First-Year	99	±1	86	12	2	±3
Second-Year	99	±1	84	14	2	±3
Third-Year	99	±1	84	13	2	±3
Fourth-Year	99	±1	89	9	2	±2
Not Experienced USC	99	±1	86	12	2	±2
Experienced USC	100	±0	70	20	10	±14
Not Experienced SH	99	±1	86	12	2	±2
Experienced SH	99	±1	81	14	5	±4
USMA	100	±1	87	10	3	±2
First-Year	100	±1	86	11	2	±5
Second-Year	100	±1	88	10	2	±4
Third-Year	100	±0	86	12	2	±5
Fourth-Year	100	±0	90	6	4	±4
Experienced USC	100	±0	NR	NR	NR	
Experienced SH	100	±0	84	12	4	±8
USNA	99	±1	83	15	2	±2
First-Year	99	±2	83	15	2	±5
Second-Year	100	±1	78	20	2	±5
Third-Year	100	±1	83	14	3	±5
Fourth-Year	98	±2	88	11	1	±4
Experienced USC	100	±0	NR	NR	NR	
Experienced SH	99	±2	73	20	6	±8
USAFA	99	±1	87	11	2	±2
First-Year	100	±1	89	8	3	±3
Second-Year	99	±1	85	13	1	±3
Third-Year	99	±1	85	13	2	±4
Fourth-Year	99	±1	89	9	1	±4
Experienced USC	100	±0	NR	NR	NR	
Experienced SH	99	±1	87	10	3	±5

Note. Percent responding are students who answered the question.
NR: Not reportable

9. At your Academy, do you think the following persons treat students with equal dignity and respect regardless of gender?

d. Non-commissioned officers assigned to your unit

1. Treat women and men with equal dignity and respect

2. Treat women with more dignity and respect

3. Treat men with more dignity and respect

	Percent Responding		Percentages			Max ME
			1	2	3	
TOTAL	99	±1	87	8	5	±1
USMA	100	±1	85	7	8	±2
USNA	99	±1	87	9	4	±2
USAFA	99	±1	90	7	3	±2
CLASS						
First-Year	99	±1	87	8	5	±2
Second-Year	99	±1	85	9	5	±2
Third-Year	99	±1	87	8	5	±2
Fourth-Year	99	±1	90	6	4	±2
GENDER						
Female	99	±1	85	2	12	±1
Male	99	±1	88	9	3	±1
EXPERIENCED BEHAVIORS						
Not Experienced USC	99	±1	88	8	5	±1
Experienced USC	100	±0	76	8	15	±5
Unwanted Touching	100	±0	85	6	10	±6
Attempted SA	100	±0	65	9	26	±12
Completed SA	100	±0	74	14	12	±14
Not Experienced SH	99	±1	89	8	4	±1
Experienced SH	99	±1	82	7	11	±2
FEMALE						
First-Year	99	±1	85	2	13	±2
Second-Year	99	±1	84	2	14	±2
Third-Year	99	±1	86	2	12	±2
Fourth-Year	99	±1	86	3	11	±1
Not Experienced USC	99	±1	86	2	11	±1
Experienced USC	100	±0	76	4	20	±3
Unwanted Touching	100	±0	77	7	16	±4
Attempted SA	100	±0	66	4	30	±5
Completed SA	100	±0	87	0	13	±4
Not Experienced SH	99	±1	91	2	7	±1
Experienced SH	99	±1	81	3	17	±1
USMA	99	±1	74	2	23	±2
First-Year	100	±0	73	4	23	±4
Second-Year	99	±1	70	3	28	±4
Third-Year	100	±0	75	2	23	±3
Fourth-Year	98	±1	78	1	21	±2
Experienced USC	100	±0	59	4	38	±5
Unwanted Touching	100	±0	67	5	27	±7
Attempted SA	100	±0	39	5	56	±9
Completed SA	100	±0	80	0	20	±7
Experienced SH	99	±1	67	3	30	±2

Note. Percent responding are students who answered the question.

9d. Continued	Percent Responding		Percentages			Max ME
			1	2	3	
USNA	99	±1	89	2	9	±1
First-Year	100	±0	88	2	11	±3
Second-Year	100	±0	87	2	11	±2
Third-Year	98	±1	90	2	8	±2
Fourth-Year	100	±1	90	2	8	±1
Experienced USC	100	±0	84	5	10	±3
Unwanted Touching	100	±0	78	13	8	±6
Attempted SA	100	±0	88	0	12	±6
Completed SA	100	±0	89	0	11	±4
Experienced SH	100	±1	85	2	13	±2
USAFA	98	±1	91	2	7	±1
First-Year	98	±2	92	1	7	±4
Second-Year	98	±1	92	3	6	±2
Third-Year	98	±1	91	1	7	±2
Fourth-Year	99	±1	89	4	7	±2
Experienced USC	100	±0	83	3	14	±5
Unwanted Touching	100	±0	83	4	13	±9
Attempted SA	100	±0	79	7	15	±10
Completed SA	100	±0	90	0	10	±7
Experienced SH	98	±1	89	3	8	±2
MALE						
First-Year	99	±1	88	9	4	±3
Second-Year	99	±1	86	11	4	±2
Third-Year	99	±1	87	10	3	±3
Fourth-Year	99	±1	91	6	3	±2
Not Experienced USC	99	±1	88	9	3	±1
Experienced USC	100	±0	78	15	7	±13
Not Experienced SH	99	±1	88	8	3	±2
Experienced SH	99	±1	83	11	5	±4
USMA	100	±1	87	8	5	±2
First-Year	100	±1	84	11	5	±5
Second-Year	100	±1	87	7	6	±4
Third-Year	100	±0	86	10	4	±5
Fourth-Year	100	±0	89	5	5	±4
Experienced USC	100	±0	NR	NR	NR	
Experienced SH	100	±0	85	11	4	±8
USNA	99	±1	87	10	3	±2
First-Year	98	±2	87	9	4	±4
Second-Year	99	±1	81	16	3	±5
Third-Year	100	±1	87	10	3	±5
Fourth-Year	99	±2	91	7	2	±4
Experienced USC	100	±0	NR	NR	NR	
Experienced SH	98	±3	78	15	6	±7
USAFA	99	±1	90	8	2	±2
First-Year	99	±1	92	6	2	±3
Second-Year	99	±1	89	9	1	±3
Third-Year	99	±1	88	9	3	±4
Fourth-Year	99	±2	92	6	2	±3
Experienced USC	100	±0	NR	NR	NR	
Experienced SH	99	±1	88	7	5	±5

Note. Percent responding are students who answered the question.
NR: Not reportable

9. At your Academy, do you think the following persons treat students with equal dignity and respect regardless of gender?

e. Academy senior leadership (e.g., Superintendent, Commandant, Vice/Deputy Commandant, Dean)

1. Treat women and men with equal dignity and respect

2. Treat women with more dignity and respect

3. Treat men with more dignity and respect

	Percent Responding		Percentages			Max ME
			1	2	3	
TOTAL	99	±1	86	13	1	±1
USMA	100	±1	89	10	1	±2
USNA	99	±1	78	21	1	±2
USAFA	99	±1	90	9	1	±2
CLASS						
First-Year	99	±1	82	17	1	±3
Second-Year	99	±1	84	15	1	±2
Third-Year	99	±1	84	14	2	±2
Fourth-Year	99	±1	92	7	1	±2
GENDER						
Female	99	±1	94	3	3	±1
Male	99	±1	84	15	1	±2
EXPERIENCED BEHAVIORS						
Not Experienced USC	99	±1	86	13	1	±1
Experienced USC	100	±1	84	12	4	±6
Unwanted Touching	99	±1	91	7	2	±8
Attempted SA	100	±0	87	9	4	±12
Completed SA	100	±0	68	24	8	±14
Not Experienced SH	99	±1	86	14	1	±2
Experienced SH	99	±1	86	11	3	±2
FEMALE						
First-Year	99	±1	92	4	3	±2
Second-Year	99	±1	93	3	4	±1
Third-Year	99	±1	95	3	3	±1
Fourth-Year	99	±1	94	3	3	±1
Not Experienced USC	99	±1	94	3	3	±1
Experienced USC	99	±1	91	3	6	±2
Unwanted Touching	99	±1	94	2	4	±3
Attempted SA	100	±0	92	4	4	±3
Completed SA	100	±0	89	4	7	±3
Not Experienced SH	99	±1	96	2	2	±1
Experienced SH	99	±1	92	4	5	±1
USMA	99	±1	93	4	3	±1
First-Year	99	±1	94	4	2	±3
Second-Year	99	±1	90	5	5	±3
Third-Year	100	±0	94	4	2	±2
Fourth-Year	99	±1	93	4	3	±1
Experienced USC	98	±2	93	5	2	±3
Unwanted Touching	95	±4	100	0	0	±0
Attempted SA	100	±0	94	6	0	±5
Completed SA	100	±0	87	6	6	±4
Experienced SH	99	±1	91	5	4	±2

Note. Percent responding are students who answered the question.

9e. Continued	Percent Responding		Percentages			Max ME
			1	2	3	
USNA	99	±1	93	4	3	±1
First-Year	100	±0	90	7	3	±3
Second-Year	100	±0	91	5	4	±2
Third-Year	98	±1	95	3	2	±1
Fourth-Year	100	±1	94	2	4	±1
Experienced USC	100	±0	88	4	9	±3
Unwanted Touching	100	±0	87	5	8	±6
Attempted SA	100	±0	88	6	6	±5
Completed SA	100	±0	89	0	11	±5
Experienced SH	99	±1	91	4	5	±1
USAFA	99	±1	95	1	4	±1
First-Year	99	±1	93	3	4	±4
Second-Year	98	±1	97	0	3	±2
Third-Year	98	±1	94	1	5	±2
Fourth-Year	100	±0	95	2	3	±1
Experienced USC	100	±0	92	2	7	±4
Unwanted Touching	100	±0	96	0	4	±5
Attempted SA	100	±0	93	NR	7	±8
Completed SA	100	±0	91	5	5	±6
Experienced SH	99	±1	93	2	5	±2
MALE						
First-Year	99	±1	80	20	1	±3
Second-Year	99	±1	82	17	1	±3
Third-Year	99	±1	82	16	1	±3
Fourth-Year	99	±1	91	8	1	±2
Not Experienced USC	99	±1	84	15	1	±2
Experienced USC	100	±0	73	25	2	±13
Not Experienced SH	99	±1	84	15	1	±2
Experienced SH	99	±1	81	18	1	±4
USMA	100	±1	89	11	1	±2
First-Year	100	±1	84	14	1	±5
Second-Year	100	±1	91	9	0	±4
Third-Year	100	±1	86	14	0	±5
Fourth-Year	100	±0	92	7	1	±4
Experienced USC	100	±0	NR	NR	NR	
Experienced SH	100	±0	87	13	NR	±8
USNA	99	±1	75	24	1	±3
First-Year	99	±1	68	31	0	±5
Second-Year	99	±1	65	33	1	±5
Third-Year	100	±1	73	24	2	±5
Fourth-Year	99	±2	91	9	0	±4
Experienced USC	100	±0	NR	NR	NR	
Experienced SH	99	±2	72	26	2	±7
USAFA	99	±1	89	10	1	±2
First-Year	100	±1	88	12	1	±3
Second-Year	99	±1	92	8	1	±3
Third-Year	99	±1	87	11	2	±4
Fourth-Year	99	±1	90	10	1	±4
Experienced USC	100	±0	NR	NR	NR	
Experienced SH	99	±1	86	12	2	±5

Note. Percent responding are students who answered the question.
NR: Not reportable

9. At your Academy, do you think the following persons treat students with equal dignity and respect regardless of gender?

f. Military academic faculty

1. Treat women and men with equal dignity and respect

2. Treat women with more dignity and respect

3. Treat men with more dignity and respect

	Percent Responding		Percentages			Max ME
			1	2	3	
TOTAL	99	±1	92	6	3	±1
USMA	100	±1	92	5	3	±2
USNA	99	±1	91	6	3	±2
USAFA	99	±1	92	6	2	±2
CLASS						
First-Year	99	±1	92	6	2	±2
Second-Year	99	±1	92	5	3	±2
Third-Year	99	±1	90	6	3	±2
Fourth-Year	99	±1	93	5	2	±2
GENDER						
Female	99	±1	90	1	9	±1
Male	99	±1	92	6	2	±1
EXPERIENCED BEHAVIORS						
Not Experienced USC	99	±1	92	5	3	±1
Experienced USC	99	±1	83	7	11	±6
Unwanted Touching	100	±0	85	5	9	±8
Attempted SA	98	±1	74	NR	21	±9
Completed SA	98	±2	85	8	7	±15
Not Experienced SH	99	±1	93	6	2	±1
Experienced SH	99	±1	88	4	8	±2
FEMALE						
First-Year	99	±1	93	1	7	±2
Second-Year	99	±1	88	0	12	±2
Third-Year	98	±1	90	0	9	±1
Fourth-Year	99	±1	90	2	7	±1
Not Experienced USC	99	±1	91	1	8	±1
Experienced USC	99	±1	85	0	15	±2
Unwanted Touching	100	±0	84	0	16	±4
Attempted SA	98	±1	76	0	24	±5
Completed SA	98	±3	94	0	6	±3
Not Experienced SH	99	±1	95	1	4	±1
Experienced SH	99	±1	87	1	12	±1
USMA	99	±1	86	1	14	±2
First-Year	100	±0	86	1	13	±3
Second-Year	98	±1	80	1	19	±3
Third-Year	99	±1	89	0	11	±2
Fourth-Year	98	±1	87	1	11	±1
Experienced USC	100	±0	71	0	29	±5
Unwanted Touching	100	±0	72	0	28	±7
Attempted SA	100	±0	55	0	45	±9
Completed SA	100	±0	87	0	13	±4
Experienced SH	99	±1	80	1	19	±2

Note. Percent responding are students who answered the question.

NR: Not reportable

9f. Continued	Percent Responding		Percentages			Max ME
			1	2	3	
USNA	99	±1	91	1	8	±1
First-Year	100	±0	94	1	5	±2
Second-Year	100	±0	88	1	12	±2
Third-Year	98	±1	89	1	10	±2
Fourth-Year	99	±1	92	3	5	±1
Experienced USC	98	±1	95	0	5	±2
Unwanted Touching	100	±0	92	0	8	±3
Attempted SA	94	±3	93	0	7	±4
Completed SA	100	±0	100	0	0	±0
Experienced SH	99	±1	89	1	10	±1
USAFA	99	±1	93	1	6	±1
First-Year	98	±2	96	1	3	±3
Second-Year	98	±1	94	0	6	±2
Third-Year	98	±1	93	0	7	±2
Fourth-Year	100	±0	91	2	7	±2
Experienced USC	98	±3	88	0	12	±4
Unwanted Touching	100	±0	88	0	12	±7
Attempted SA	100	±0	86	NR	14	±8
Completed SA	94	±7	95	0	5	±6
Experienced SH	98	±1	91	1	9	±2
MALE						
First-Year	99	±1	92	7	1	±2
Second-Year	99	±1	92	6	2	±2
Third-Year	99	±1	90	8	2	±2
Fourth-Year	99	±1	93	5	1	±2
Not Experienced USC	99	±1	92	6	2	±1
Experienced USC	100	±0	79	16	5	±13
Not Experienced SH	99	±1	92	6	1	±1
Experienced SH	99	±1	88	8	4	±4
USMA	100	±1	93	5	2	±2
First-Year	100	±1	92	6	1	±4
Second-Year	99	±1	93	5	2	±3
Third-Year	100	±0	92	6	1	±4
Fourth-Year	100	±0	93	5	2	±4
Experienced USC	100	±0	NR	NR	NR	
Experienced SH	100	±0	92	6	2	±7
USNA	99	±1	92	7	2	±2
First-Year	99	±2	91	8	1	±4
Second-Year	99	±1	92	6	2	±4
Third-Year	100	±1	89	7	3	±4
Fourth-Year	98	±2	94	5	1	±3
Experienced USC	100	±0	NR	NR	NR	
Experienced SH	98	±2	90	6	4	±6
USAFA	99	±1	92	7	1	±2
First-Year	100	±1	95	5	1	±2
Second-Year	99	±1	92	8	1	±3
Third-Year	99	±1	89	10	2	±4
Fourth-Year	99	±1	92	6	2	±3
Experienced USC	100	±0	NR	NR	NR	
Experienced SH	99	±1	85	11	4	±6

Note. Percent responding are students who answered the question.
NR: Not reportable

9. At your Academy, do you think the following persons treat students with equal dignity and respect regardless of gender?

g. Civilian academic faculty

1. Treat women and men with equal dignity and respect

2. Treat women with more dignity and respect

3. Treat men with more dignity and respect

	Percent Responding		Percentages			Max ME
			1	2	3	
TOTAL	99	±1	92	6	2	±1
USMA	100	±1	93	6	2	±2
USNA	99	±1	91	7	2	±2
USAFA	99	±1	92	7	1	±2
CLASS						
First-Year	100	±1	93	6	1	±2
Second-Year	99	±1	93	6	2	±2
Third-Year	99	±1	91	7	2	±2
Fourth-Year	99	±1	91	7	2	±2
GENDER						
Female	99	±1	94	3	3	±1
Male	99	±1	91	7	1	±1
EXPERIENCED BEHAVIORS						
Not Experienced USC	99	±1	92	6	2	±1
Experienced USC	100	±0	86	9	4	±5
Unwanted Touching	100	±0	86	13	1	±8
Attempted SA	100	±0	93	4	4	±3
Completed SA	100	±0	81	6	12	±12
Not Experienced SH	99	±1	92	6	1	±1
Experienced SH	99	±1	90	6	3	±2
FEMALE						
First-Year	100	±1	95	2	3	±2
Second-Year	99	±1	95	1	4	±1
Third-Year	99	±1	95	2	3	±1
Fourth-Year	99	±1	93	4	3	±1
Not Experienced USC	99	±1	95	2	3	±1
Experienced USC	100	±0	90	6	4	±2
Unwanted Touching	100	±0	91	8	1	±4
Attempted SA	100	±0	92	4	4	±3
Completed SA	100	±0	89	4	8	±4
Not Experienced SH	99	±1	97	1	2	±1
Experienced SH	99	±1	92	4	4	±1
USMA	99	±1	95	4	2	±1
First-Year	100	±0	95	4	1	±2
Second-Year	98	±1	93	3	4	±2
Third-Year	100	±0	97	2	1	±2
Fourth-Year	98	±1	93	5	2	±1
Experienced USC	100	±0	89	9	2	±3
Unwanted Touching	100	±0	95	5	0	±5
Attempted SA	100	±0	84	11	6	±7
Completed SA	100	±0	94	6	0	±3
Experienced SH	100	±1	92	5	3	±2

Note. Percent responding are students who answered the question.

9g. Continued	Percent Responding		Percentages			Max ME
			1	2	3	
USNA	99	±1	93	3	4	±1
First-Year	100	±0	93	2	5	±2
Second-Year	100	±0	94	1	5	±2
Third-Year	99	±1	92	3	5	±2
Fourth-Year	99	±1	93	4	3	±1
Experienced USC	100	±0	89	4	7	±3
Unwanted Touching	100	±0	87	9	4	±6
Attempted SA	100	±0	94	0	6	±4
Completed SA	100	±0	89	0	11	±5
Experienced SH	99	±1	91	4	6	±1
USAFA	99	±1	95	2	3	±1
First-Year	99	±1	96	2	3	±3
Second-Year	97	±2	98	0	2	±2
Third-Year	98	±1	96	1	3	±2
Fourth-Year	100	±0	92	3	5	±1
Experienced USC	100	±0	91	5	4	±4
Unwanted Touching	100	±0	91	9	0	±8
Attempted SA	100	±0	NR	NR	NR	
Completed SA	100	±0	85	5	11	±9
Experienced SH	98	±1	94	2	4	±2
MALE						
First-Year	99	±1	93	6	1	±2
Second-Year	100	±1	92	6	2	±2
Third-Year	99	±1	90	8	2	±2
Fourth-Year	99	±1	91	8	1	±2
Not Experienced USC	99	±1	92	7	1	±1
Experienced USC	100	±0	80	15	5	±13
Not Experienced SH	99	±1	92	7	1	±1
Experienced SH	99	±1	88	10	2	±4
USMA	100	±1	93	6	2	±2
First-Year	100	±1	92	7	1	±4
Second-Year	100	±1	94	4	1	±3
Third-Year	100	±0	93	6	1	±4
Fourth-Year	100	±1	91	7	2	±4
Experienced USC	100	±0	NR	NR	NR	
Experienced SH	100	±0	93	6	1	±7
USNA	99	±1	91	8	1	±2
First-Year	99	±1	93	6	1	±4
Second-Year	100	±1	90	8	2	±4
Third-Year	99	±1	89	9	2	±4
Fourth-Year	99	±2	91	9	0	±4
Experienced USC	100	±0	NR	NR	NR	
Experienced SH	99	±2	87	11	2	±6
USAFA	99	±1	91	8	1	±2
First-Year	100	±1	94	6	0	±3
Second-Year	99	±1	92	7	1	±3
Third-Year	99	±1	88	11	2	±4
Fourth-Year	99	±1	92	8	1	±3
Experienced USC	100	±0	NR	NR	NR	
Experienced SH	99	±1	87	11	2	±6

Note. Percent responding are students who answered the question.
NR: Not reportable

9. At your Academy, do you think the following persons treat students with equal dignity and respect regardless of gender?

h. Athletic staff (e.g., coaches, trainers)

1. Treat women and men with equal dignity and respect

2. Treat women with more dignity and respect

3. Treat men with more dignity and respect

	Percent Responding		Percentages			Max ME
			1	2	3	
TOTAL	99	±1	86	6	8	±1
USMA	99	±1	91	5	4	±2
USNA	99	±1	87	4	9	±2
USAFA	99	±1	80	10	11	±2
CLASS						
First-Year	99	±1	89	5	7	±2
Second-Year	99	±1	87	6	8	±2
Third-Year	98	±1	85	7	8	±2
Fourth-Year	99	±1	84	6	10	±2
GENDER						
Female	99	±1	79	1	20	±1
Male	99	±1	87	7	6	±1
EXPERIENCED BEHAVIORS						
Not Experienced USC	99	±1	86	6	8	±1
Experienced USC	99	±2	75	1	24	±5
Unwanted Touching	100	±0	81	0	19	±7
Attempted SA	100	±0	64	0	36	±9
Completed SA	96	±7	74	6	20	±13
Not Experienced SH	99	±1	88	6	6	±1
Experienced SH	99	±1	77	4	19	±2
FEMALE						
First-Year	99	±1	83	1	16	±3
Second-Year	99	±1	79	1	20	±2
Third-Year	99	±1	79	0	20	±2
Fourth-Year	99	±1	76	3	21	±1
Not Experienced USC	99	±1	80	1	19	±1
Experienced USC	100	±0	70	1	29	±3
Unwanted Touching	100	±0	68	0	32	±5
Attempted SA	100	±0	67	0	33	±5
Completed SA	100	±0	77	2	21	±5
Not Experienced SH	99	±1	85	1	14	±1
Experienced SH	99	±1	74	1	25	±1
USMA	99	±1	87	1	12	±1
First-Year	100	±0	91	1	8	±3
Second-Year	99	±1	92	1	8	±2
Third-Year	100	±0	88	1	11	±2
Fourth-Year	99	±1	80	1	19	±2
Experienced USC	100	±0	73	0	27	±4
Unwanted Touching	100	±0	76	0	24	±7
Attempted SA	100	±0	67	0	33	±8
Completed SA	100	±0	80	0	20	±7
Experienced SH	100	±1	83	1	17	±2

Note. Percent responding are students who answered the question.

9h. Continued	Percent Responding		Percentages			Max ME
			1	2	3	
USNA	99	±1	78	1	21	±1
First-Year	99	±1	87	0	13	±3
Second-Year	100	±0	73	2	25	±2
Third-Year	98	±1	78	1	21	±2
Fourth-Year	100	±1	75	2	23	±2
Experienced USC	100	±0	78	0	22	±3
Unwanted Touching	100	±0	78	0	22	±5
Attempted SA	100	±0	69	0	31	±7
Completed SA	100	±0	84	0	16	±5
Experienced SH	99	±1	73	1	26	±2
USAFA	98	±1	74	1	25	±2
First-Year	99	±1	74	1	25	±5
Second-Year	97	±2	73	1	26	±4
Third-Year	98	±1	73	0	27	±3
Fourth-Year	99	±1	74	4	22	±2
Experienced USC	100	±0	61	2	38	±6
Unwanted Touching	100	±0	54	0	46	±9
Attempted SA	100	±0	64	NR	36	±11
Completed SA	100	±0	70	5	26	±10
Experienced SH	98	±1	67	1	32	±3
MALE						
First-Year	99	±1	90	5	5	±2
Second-Year	99	±1	88	7	5	±2
Third-Year	98	±1	86	9	5	±3
Fourth-Year	99	±1	86	6	8	±3
Not Experienced USC	99	±1	87	7	6	±1
Experienced USC	97	±5	83	NR	14	±13
Not Experienced SH	99	±1	88	7	5	±1
Experienced SH	99	±1	81	7	12	±4
USMA	99	±1	92	5	3	±2
First-Year	99	±2	93	6	1	±4
Second-Year	99	±1	95	2	2	±3
Third-Year	99	±2	90	8	2	±5
Fourth-Year	100	±1	90	5	5	±4
Experienced USC	100	±0	NR	NR	NR	
Experienced SH	100	±0	91	6	3	±7
USNA	99	±1	89	4	7	±2
First-Year	99	±1	90	2	8	±4
Second-Year	99	±1	87	6	7	±4
Third-Year	98	±2	91	3	6	±4
Fourth-Year	98	±2	89	4	7	±4
Experienced USC	93	±12	NR	NR	NR	
Experienced SH	98	±2	81	3	16	±7
USAFA	99	±1	81	11	8	±2
First-Year	99	±1	86	9	5	±3
Second-Year	99	±1	82	11	7	±4
Third-Year	99	±1	78	15	7	±4
Fourth-Year	99	±1	80	9	11	±5
Experienced USC	100	±0	NR	NR	NR	
Experienced SH	98	±2	73	11	16	±6

Note. Percent responding are students who answered the question.
NR: Not reportable

9. At your Academy, do you think the following persons treat students with equal dignity and respect regardless of gender?

i. Academy security forces, military and civilian police

1. Treat women and men with equal dignity and respect

2. Treat women with more dignity and respect

3. Treat men with more dignity and respect

	Percent Responding		Percentages			Max ME
			1	2	3	
TOTAL	99	±1	86	10	4	±1
USMA	99	±1	90	7	3	±2
USNA	99	±1	86	9	5	±2
USAFA	99	±1	82	14	3	±2
CLASS						
First-Year	99	±1	85	11	4	±2
Second-Year	99	±1	85	11	4	±2
Third-Year	99	±1	86	11	3	±2
Fourth-Year	99	±1	88	8	3	±2
GENDER						
Female	99	±1	87	6	7	±1
Male	99	±1	86	11	3	±1
EXPERIENCED BEHAVIORS						
Not Experienced USC	99	±1	86	10	3	±1
Experienced USC	100	±0	78	12	10	±5
Unwanted Touching	100	±0	83	7	10	±6
Attempted SA	100	±0	83	11	5	±5
Completed SA	100	±0	67	18	15	±13
Not Experienced SH	99	±1	87	10	3	±1
Experienced SH	99	±1	80	13	8	±2
FEMALE						
First-Year	99	±1	85	6	9	±2
Second-Year	99	±1	86	6	8	±2
Third-Year	99	±1	87	6	7	±2
Fourth-Year	99	±1	88	5	6	±1
Not Experienced USC	99	±1	88	6	7	±1
Experienced USC	100	±0	78	10	12	±3
Unwanted Touching	100	±0	73	11	16	±5
Attempted SA	100	±0	81	13	6	±4
Completed SA	100	±0	83	5	12	±4
Not Experienced SH	98	±1	91	5	4	±1
Experienced SH	99	±1	83	7	10	±1
USMA	99	±1	88	7	5	±1
First-Year	99	±1	89	8	3	±3
Second-Year	99	±1	88	4	8	±3
Third-Year	100	±0	89	9	2	±2
Fourth-Year	97	±1	88	3	8	±1
Experienced USC	100	±0	76	13	11	±5
Unwanted Touching	100	±0	76	10	14	±7
Attempted SA	100	±0	77	17	6	±8
Completed SA	100	±0	80	6	14	±8
Experienced SH	99	±1	84	8	8	±2

Note. Percent responding are students who answered the question.

9i. Continued	Percent Responding		Percentages			Max ME
			1	2	3	
USNA	99	±1	88	5	7	±1
First-Year	100	±0	85	3	11	±3
Second-Year	99	±1	86	6	8	±2
Third-Year	98	±1	88	6	6	±2
Fourth-Year	99	±1	91	5	4	±1
Experienced USC	100	±0	75	9	16	±4
Unwanted Touching	100	±0	69	9	22	±6
Attempted SA	100	±0	75	12	12	±6
Completed SA	100	±0	83	5	11	±5
Experienced SH	99	±1	85	5	10	±2
USAFA	99	±1	84	7	9	±2
First-Year	99	±1	81	7	12	±5
Second-Year	98	±1	85	7	8	±3
Third-Year	98	±1	85	4	11	±3
Fourth-Year	100	±0	85	8	7	±2
Experienced USC	100	±0	82	9	9	±6
Unwanted Touching	100	±0	74	13	13	±10
Attempted SA	100	±0	93	7	NR	±8
Completed SA	100	±0	84	5	11	±10
Experienced SH	99	±1	80	7	13	±2
MALE						
First-Year	99	±1	84	12	3	±3
Second-Year	99	±1	85	12	3	±2
Third-Year	99	±1	85	12	2	±3
Fourth-Year	99	±1	88	9	3	±3
Not Experienced USC	99	±1	86	11	3	±1
Experienced USC	100	±0	78	14	8	±13
Not Experienced SH	99	±1	87	10	3	±2
Experienced SH	99	±1	76	19	5	±4
USMA	99	±1	90	8	3	±2
First-Year	99	±2	87	11	3	±5
Second-Year	99	±1	91	8	1	±4
Third-Year	100	±1	92	6	2	±4
Fourth-Year	100	±1	89	7	4	±4
Experienced USC	100	±0	NR	NR	NR	
Experienced SH	99	±2	86	12	2	±8
USNA	99	±1	86	10	4	±2
First-Year	99	±2	85	10	5	±5
Second-Year	100	±1	84	10	6	±4
Third-Year	99	±1	86	11	3	±5
Fourth-Year	98	±2	88	10	2	±4
Experienced USC	100	±0	NR	NR	NR	
Experienced SH	98	±2	75	16	9	±7
USAFA	99	±1	82	16	2	±2
First-Year	99	±1	82	17	2	±4
Second-Year	99	±1	79	19	2	±4
Third-Year	99	±1	79	19	2	±4
Fourth-Year	99	±1	87	11	2	±4
Experienced USC	100	±0	NR	NR	NR	
Experienced SH	99	±2	71	27	2	±6

Note. Percent responding are students who answered the question.
NR: Not reportable

10. At your Academy, do you think the persons below make honest and reasonable efforts to stop sexual harassment and sexual assault?

a. Cadet/midshipman leaders

1. Yes

2. No

3. Don't know

	Percent Responding		Percentages			Max ME	Percentage Reporting Yes
			1	2	3		
TOTAL	100	±1	86	6	8	±1	
USMA	100	±1	86	6	7	±2	
USNA	100	±1	83	7	10	±2	
USAFA	100	±1	89	3	7	±2	
CLASS							
First-Year	100	±1	87	5	8	±2	
Second-Year	100	±1	87	6	7	±2	
Third-Year	100	±1	86	6	8	±2	
Fourth-Year	100	±1	85	6	9	±2	
GENDER							
Female	100	±1	77	12	11	±1	
Male	100	±1	88	4	8	±1	
EXPERIENCED BEHAVIORS							
Not Experienced USC	100	±1	86	5	8	±1	
Experienced USC	100	±1	69	17	14	±5	
Unwanted Touching	99	±1	68	15	16	±9	
Attempted SA	100	±0	65	26	9	±7	
Completed SA	100	±0	73	13	14	±9	
Not Experienced SH	100	±1	88	4	8	±1	
Experienced SH	100	±0	74	15	11	±2	
FEMALE							
First-Year	100	±0	78	13	9	±3	
Second-Year	100	±1	76	13	11	±2	
Third-Year	100	±1	78	13	9	±2	
Fourth-Year	100	±1	75	11	14	±1	
Not Experienced USC	100	±1	78	12	10	±1	
Experienced USC	99	±1	64	21	15	±3	
Unwanted Touching	98	±2	63	20	17	±5	
Attempted SA	100	±0	61	29	10	±5	
Completed SA	100	±0	70	15	15	±5	
Not Experienced SH	100	±1	85	5	9	±1	
Experienced SH	100	±1	70	18	12	±1	
USMA	100	±1	75	15	10	±2	
First-Year	100	±0	76	14	10	±4	
Second-Year	99	±1	77	14	9	±3	
Third-Year	100	±0	72	20	8	±3	
Fourth-Year	100	±0	75	11	13	±2	
Experienced USC	100	±0	64	24	12	±5	
Unwanted Touching	100	±0	71	19	9	±7	
Attempted SA	100	±0	61	39	0	±9	
Completed SA	100	±0	61	14	25	±8	
Experienced SH	100	±0	68	20	13	±2	

Note. Percent responding are students who answered the question.

10a. Continued	Percent Responding		Percentages			Max ME	Percentage Reporting Yes
			1	2	3		
USNA	100	±1	73	16	11	±1	
First-Year	100	±0	71	19	10	±4	
Second-Year	100	±0	71	15	14	±2	
Third-Year	100	±1	79	14	8	±2	
Fourth-Year	100	±1	70	17	13	±2	
Experienced USC	100	±0	61	20	19	±4	
Unwanted Touching	100	±0	52	22	26	±6	
Attempted SA	100	±0	62	19	19	±8	
Completed SA	100	±0	73	16	11	±6	
Experienced SH	100	±0	64	24	12	±2	
USAFA	100	±1	83	7	10	±2	
First-Year	100	±0	86	7	7	±4	
Second-Year	99	±1	82	10	9	±3	
Third-Year	99	±1	84	7	10	±3	
Fourth-Year	100	±0	80	5	15	±2	
Experienced USC	98	±2	66	20	13	±6	
Unwanted Touching	96	±4	67	18	16	±9	
Attempted SA	100	±0	59	27	13	±11	
Completed SA	100	±0	74	15	11	±9	
Experienced SH	100	±1	78	12	10	±2	
MALE							
First-Year	100	±1	89	3	8	±2	
Second-Year	100	±1	89	5	6	±2	
Third-Year	100	±1	87	4	8	±3	
Fourth-Year	100	±1	87	5	9	±3	
Not Experienced USC	100	±1	88	4	8	±1	
Experienced USC	100	±0	77	10	13	±13	
Not Experienced SH	100	±1	89	4	8	±1	
Experienced SH	100	±0	79	11	10	±4	
USMA	100	±1	88	5	7	±2	
First-Year	100	±0	91	3	6	±4	
Second-Year	100	±1	94	1	4	±3	
Third-Year	100	±0	85	5	9	±5	
Fourth-Year	100	±1	84	9	7	±5	
Experienced USC	100	±0	NR	NR	NR		
Experienced SH	100	±0	79	12	8	±9	
USNA	100	±1	85	6	10	±2	
First-Year	100	±1	82	5	12	±5	
Second-Year	100	±0	81	9	10	±5	
Third-Year	99	±1	87	5	7	±5	
Fourth-Year	100	±0	87	3	10	±4	
Experienced USC	100	±0	NR	NR	NR		
Experienced SH	100	±0	75	11	14	±7	
USAFA	100	±1	91	3	7	±2	
First-Year	99	±1	93	2	5	±3	
Second-Year	100	±1	92	4	4	±3	
Third-Year	100	±1	89	3	8	±3	
Fourth-Year	100	±0	89	3	8	±4	
Experienced USC	100	±0	NR	NR	NR		
Experienced SH	100	±0	83	10	7	±6	

Note. Percent responding are students who answered the question.
 NR: Not reportable

10. At your Academy, do you think the persons below make honest and reasonable efforts to stop sexual harassment and sexual assault?

b. Cadets/midshipmen not in appointed leadership positions

1. Yes

2. No

3. Don't know

	Percent Responding		Percentages			Max ME	Percentage Reporting Yes
			1	2	3		
TOTAL	100	±1	73	14	14	±2	
USMA	100	±1	72	14	14	±2	
USNA	100	±1	66	17	17	±2	
USAFA	100	±1	80	9	11	±2	
CLASS							
First-Year	100	±1	77	12	11	±3	
Second-Year	100	±1	76	13	11	±2	
Third-Year	100	±1	71	14	15	±3	
Fourth-Year	100	±1	67	16	17	±3	
GENDER							
Female	100	±1	60	24	16	±1	
Male	100	±1	75	11	13	±2	
EXPERIENCED BEHAVIORS							
Not Experienced USC	100	±1	73	13	14	±2	
Experienced USC	100	±1	51	33	16	±6	
Unwanted Touching	99	±1	50	34	17	±9	
Attempted SA	100	±0	50	39	11	±9	
Completed SA	100	±0	52	28	19	±10	
Not Experienced SH	100	±1	76	10	14	±2	
Experienced SH	100	±1	56	30	15	±3	
FEMALE							
First-Year	100	±0	66	21	13	±3	
Second-Year	100	±1	62	25	13	±2	
Third-Year	99	±1	59	26	15	±2	
Fourth-Year	100	±1	54	24	22	±1	
Not Experienced USC	100	±1	61	23	16	±1	
Experienced USC	99	±1	47	37	16	±3	
Unwanted Touching	98	±2	47	40	13	±5	
Attempted SA	100	±0	50	37	12	±5	
Completed SA	100	±0	45	32	23	±5	
Not Experienced SH	100	±1	71	13	16	±2	
Experienced SH	100	±1	50	33	16	±2	
USMA	100	±1	57	28	15	±2	
First-Year	100	±0	66	22	12	±4	
Second-Year	99	±1	62	30	8	±4	
Third-Year	100	±0	58	27	15	±3	
Fourth-Year	100	±0	44	34	23	±2	
Experienced USC	100	±0	49	35	16	±5	
Unwanted Touching	100	±0	58	32	10	±8	
Attempted SA	100	±0	55	33	12	±9	
Completed SA	100	±0	35	33	32	±9	
Experienced SH	100	±0	48	36	16	±2	

Note. Percent responding are students who answered the question.

10b. Continued	Percent Responding		Percentages			Max ME	Percentage Reporting Yes
			1	2	3		
USNA	100	±1	54	29	17	±2	
First-Year	100	±0	57	32	11	±4	
Second-Year	100	±0	55	27	18	±2	
Third-Year	100	±1	54	30	17	±2	
Fourth-Year	100	±1	54	27	19	±2	
Experienced USC	100	±0	45	35	19	±4	
Unwanted Touching	100	±0	43	40	17	±6	
Attempted SA	100	±0	43	32	25	±8	
Completed SA	100	±0	50	33	17	±7	
Experienced SH	100	±0	45	38	17	±2	
USAFA	100	±1	68	16	16	±2	
First-Year	100	±0	74	11	15	±5	
Second-Year	99	±1	70	18	12	±4	
Third-Year	99	±1	66	20	13	±4	
Fourth-Year	100	±0	62	15	23	±2	
Experienced USC	98	±2	47	40	12	±6	
Unwanted Touching	96	±4	42	46	11	±9	
Attempted SA	100	±0	52	48	NR	±11	
Completed SA	100	±0	48	30	23	±11	
Experienced SH	99	±1	59	25	16	±3	
MALE							
First-Year	100	±1	80	10	11	±3	
Second-Year	100	±1	79	11	10	±3	
Third-Year	100	±1	74	11	15	±3	
Fourth-Year	100	±1	70	14	17	±3	
Not Experienced USC	100	±1	76	11	13	±2	
Experienced USC	100	±0	57	27	16	±14	
Not Experienced SH	100	±1	77	10	13	±2	
Experienced SH	100	±0	61	26	13	±5	
USMA	100	±1	75	12	13	±3	
First-Year	100	±1	80	9	11	±5	
Second-Year	100	±1	83	8	9	±4	
Third-Year	100	±0	71	11	18	±6	
Fourth-Year	100	±1	68	18	14	±5	
Experienced USC	100	±0	NR	NR	NR		
Experienced SH	100	±0	65	27	8	±10	
USNA	100	±1	69	14	17	±3	
First-Year	100	±1	72	14	14	±5	
Second-Year	100	±0	69	16	15	±5	
Third-Year	99	±1	72	12	16	±6	
Fourth-Year	100	±0	63	16	21	±6	
Experienced USC	100	±0	NR	NR	NR		
Experienced SH	100	±0	53	28	20	±8	
USAFA	100	±1	82	8	10	±2	
First-Year	99	±1	88	6	6	±3	
Second-Year	100	±1	85	7	7	±3	
Third-Year	100	±1	79	11	10	±4	
Fourth-Year	100	±0	78	8	14	±5	
Experienced USC	100	±0	NR	NR	NR		
Experienced SH	100	±0	67	24	9	±7	

Note. Percent responding are students who answered the question.
NR: Not reportable

10. At your Academy, do you think the persons below make honest and reasonable efforts to stop sexual harassment and sexual assault?

c. Commissioned officers directly in charge of your unit

1. Yes

2. No

3. Don't know

	Percent Responding		Percentages			Max ME	Percentage Reporting Yes
			1	2	3		
TOTAL	100	±1	94	2	4	±1	
USMA	100	±1	95	2	3	±2	
USNA	100	±1	91	3	5	±2	
USAFA	100	±1	95	1	3	±1	
CLASS							
First-Year	99	±1	92	3	5	±2	
Second-Year	100	±1	94	2	4	±2	
Third-Year	100	±1	94	2	4	±2	
Fourth-Year	100	±1	95	1	3	±2	
GENDER							
Female	100	±1	90	4	6	±1	
Male	100	±1	95	2	4	±1	
EXPERIENCED BEHAVIORS							
Not Experienced USC	100	±1	94	2	4	±1	
Experienced USC	100	±1	85	4	10	±5	
Unwanted Touching	99	±1	87	2	10	±8	
Attempted SA	100	±0	84	7	9	±12	
Completed SA	100	±0	84	7	9	±13	
Not Experienced SH	100	±1	95	1	4	±1	
Experienced SH	100	±1	89	6	6	±2	
FEMALE							
First-Year	100	±0	89	6	5	±2	
Second-Year	100	±1	88	5	7	±2	
Third-Year	99	±1	90	4	5	±1	
Fourth-Year	100	±1	91	2	7	±1	
Not Experienced USC	100	±1	90	4	6	±1	
Experienced USC	99	±1	89	6	5	±2	
Unwanted Touching	98	±2	90	4	6	±3	
Attempted SA	100	±0	87	8	4	±4	
Completed SA	100	±0	92	6	2	±3	
Not Experienced SH	99	±1	93	1	5	±1	
Experienced SH	100	±1	87	7	6	±1	
USMA	100	±1	89	5	6	±1	
First-Year	100	±0	91	6	4	±3	
Second-Year	99	±1	83	8	9	±3	
Third-Year	100	±0	90	6	4	±2	
Fourth-Year	100	±0	90	2	8	±1	
Experienced USC	100	±0	87	7	5	±4	
Unwanted Touching	100	±0	85	10	5	±7	
Attempted SA	100	±0	83	11	6	±7	
Completed SA	100	±0	100	0	0	±0	
Experienced SH	100	±0	86	7	7	±2	

Note. Percent responding are students who answered the question.

10c. Continued	Percent Responding		Percentages			Max ME	Percentage Reporting Yes
			1	2	3		
USNA	100	±1	88	6	6	±1	
First-Year	100	±0	84	11	5	±3	
Second-Year	100	±0	88	6	6	±2	
Third-Year	99	±1	88	7	6	±2	
Fourth-Year	100	±1	89	3	7	±1	
Experienced USC	100	±0	88	5	7	±3	
Unwanted Touching	100	±0	87	0	13	±4	
Attempted SA	100	±0	81	13	6	±7	
Completed SA	100	±0	95	5	0	±4	
Experienced SH	100	±0	83	10	7	±2	
USAFA	100	±1	93	2	5	±1	
First-Year	100	±0	92	2	6	±4	
Second-Year	99	±1	92	3	5	±2	
Third-Year	99	±1	93	1	6	±2	
Fourth-Year	100	±0	93	2	5	±1	
Experienced USC	98	±2	92	5	3	±4	
Unwanted Touching	96	±4	96	4	0	±5	
Attempted SA	100	±0	NR	NR	NR		
Completed SA	100	±0	86	10	5	±7	
Experienced SH	99	±1	92	3	5	±2	
MALE							
First-Year	99	±1	92	2	5	±2	
Second-Year	100	±1	95	2	3	±2	
Third-Year	100	±1	95	2	4	±2	
Fourth-Year	100	±1	96	1	3	±2	
Not Experienced USC	100	±1	95	2	4	±1	
Experienced USC	100	±0	80	2	18	±13	
Not Experienced SH	100	±1	95	1	4	±1	
Experienced SH	100	±1	91	4	5	±3	
USMA	100	±1	96	1	3	±2	
First-Year	100	±1	94	2	4	±4	
Second-Year	100	±0	98	1	1	±2	
Third-Year	100	±0	96	0	3	±3	
Fourth-Year	100	±1	94	3	3	±3	
Experienced USC	100	±0	NR	NR	NR		
Experienced SH	100	±0	91	5	5	±7	
USNA	100	±1	92	3	5	±2	
First-Year	99	±1	88	4	8	±4	
Second-Year	100	±0	91	4	6	±4	
Third-Year	100	±1	93	2	5	±4	
Fourth-Year	100	±0	97	1	2	±3	
Experienced USC	100	±0	NR	NR	NR		
Experienced SH	99	±2	89	5	6	±6	
USAFA	100	±1	96	1	3	±1	
First-Year	99	±1	96	1	3	±2	
Second-Year	100	±1	97	1	2	±2	
Third-Year	100	±1	95	2	3	±3	
Fourth-Year	100	±0	97	0	3	±3	
Experienced USC	100	±0	NR	NR	NR		
Experienced SH	100	±0	93	4	4	±4	

Note. Percent responding are students who answered the question.

NR: Not reportable

10. At your Academy, do you think the persons below make honest and reasonable efforts to stop sexual harassment and sexual assault?

d. Non-commissioned officers assigned to your unit

1. Yes

2. No

3. Don't know

	Percent Responding		Percentages			Max ME	Percentage Reporting Yes
			1	2	3		
TOTAL	100	±1	92	3	5	±1	
USMA	100	±1	92	3	4	±2	
USNA	100	±1	89	3	8	±2	
USAFA	100	±1	95	1	4	±1	
CLASS							
First-Year	100	±1	91	3	6	±2	
Second-Year	100	±1	93	3	4	±2	
Third-Year	100	±1	92	2	6	±2	
Fourth-Year	100	±1	93	2	5	±2	
GENDER							
Female	100	±1	88	4	8	±1	
Male	100	±1	93	2	5	±1	
EXPERIENCED BEHAVIORS							
Not Experienced USC	100	±1	92	2	5	±1	
Experienced USC	100	±1	80	6	13	±5	
Unwanted Touching	99	±1	79	6	15	±9	
Attempted SA	100	±0	76	8	16	±10	
Completed SA	100	±0	86	7	7	±9	
Not Experienced SH	100	±1	93	2	5	±1	
Experienced SH	100	±1	87	6	7	±2	
FEMALE							
First-Year	100	±0	88	6	7	±2	
Second-Year	100	±1	87	6	7	±2	
Third-Year	99	±1	88	4	8	±1	
Fourth-Year	100	±1	88	3	9	±1	
Not Experienced USC	100	±1	88	4	8	±1	
Experienced USC	99	±1	82	8	10	±3	
Unwanted Touching	98	±2	83	8	10	±4	
Attempted SA	100	±0	79	9	13	±5	
Completed SA	100	±0	89	6	5	±3	
Not Experienced SH	100	±1	91	2	7	±1	
Experienced SH	100	±1	85	7	9	±1	
USMA	100	±1	84	7	9	±2	
First-Year	100	±0	87	7	6	±3	
Second-Year	99	±1	82	10	8	±3	
Third-Year	100	±0	84	8	8	±3	
Fourth-Year	100	±0	85	4	11	±2	
Experienced USC	100	±0	73	12	15	±5	
Unwanted Touching	100	±0	76	14	10	±7	
Attempted SA	100	±0	66	17	18	±9	
Completed SA	100	±0	87	0	13	±4	
Experienced SH	100	±0	80	10	10	±2	

Note. Percent responding are students who answered the question.

10d. Continued	Percent Responding		Percentages			Max ME	Percentage Reporting Yes
			1	2	3		
USNA	100	±1	85	5	10	±1	
First-Year	100	±0	84	8	7	±3	
Second-Year	100	±0	86	5	10	±2	
Third-Year	100	±1	86	5	10	±2	
Fourth-Year	100	±1	85	4	11	±1	
Experienced USC	100	±0	81	5	14	±3	
Unwanted Touching	100	±0	79	0	21	±5	
Attempted SA	100	±0	74	7	19	±8	
Completed SA	100	±0	89	11	0	±4	
Experienced SH	100	±0	81	8	11	±2	
USAFA	100	±1	93	1	6	±1	
First-Year	100	±0	91	2	7	±4	
Second-Year	99	±1	93	3	3	±2	
Third-Year	99	±1	93	0	7	±2	
Fourth-Year	100	±0	94	1	5	±1	
Experienced USC	98	±2	91	5	3	±4	
Unwanted Touching	96	±4	91	9	0	±8	
Attempted SA	100	±0	NR	NR	NR		
Completed SA	100	±0	91	5	5	±6	
Experienced SH	99	±1	92	2	5	±2	
MALE							
First-Year	100	±1	92	2	6	±2	
Second-Year	100	±1	94	3	4	±2	
Third-Year	100	±1	93	2	6	±2	
Fourth-Year	100	±1	94	2	4	±2	
Not Experienced USC	100	±1	93	2	5	±1	
Experienced USC	100	±0	77	5	18	±13	
Not Experienced SH	100	±1	93	2	5	±1	
Experienced SH	100	±1	89	6	5	±4	
USMA	100	±1	94	2	4	±2	
First-Year	100	±0	92	3	5	±4	
Second-Year	100	±0	97	1	2	±3	
Third-Year	100	±0	94	2	4	±4	
Fourth-Year	100	±1	92	4	4	±4	
Experienced USC	100	±0	NR	NR	NR		
Experienced SH	100	±0	88	6	6	±8	
USNA	100	±1	89	3	7	±2	
First-Year	99	±1	88	4	9	±4	
Second-Year	100	±0	88	5	7	±4	
Third-Year	99	±1	90	2	8	±4	
Fourth-Year	100	±0	92	2	6	±4	
Experienced USC	100	±0	NR	NR	NR		
Experienced SH	99	±2	85	8	7	±7	
USAFA	100	±1	96	1	3	±1	
First-Year	99	±1	96	1	3	±2	
Second-Year	100	±1	96	2	2	±2	
Third-Year	100	±1	94	2	4	±3	
Fourth-Year	100	±0	96	0	3	±3	
Experienced USC	100	±0	NR	NR	NR		
Experienced SH	100	±0	94	3	3	±4	

Note. Percent responding are students who answered the question.
 NR: Not reportable

10. At your Academy, do you think the persons below make honest and reasonable efforts to stop sexual harassment and sexual assault?

e. Academy senior leadership (e.g., Superintendent, Commandant, Vice/Deputy Commandant, Dean)

1. Yes

2. No

3. Don't know

	Percent Responding		Percentages			Max ME	Percentage Reporting Yes
			1	2	3		
TOTAL	100	±1	96	2	3	±1	
USMA	100	±1	97	1	2	±1	
USNA	100	±1	94	3	3	±2	
USAFA	100	±1	96	1	3	±1	
CLASS							
First-Year	100	±1	94	2	3	±2	
Second-Year	100	±1	96	2	2	±1	
Third-Year	99	±1	96	1	2	±1	
Fourth-Year	100	±1	96	1	3	±2	
GENDER							
Female	100	±1	96	1	3	±1	
Male	100	±1	96	2	3	±1	
EXPERIENCED BEHAVIORS							
Not Experienced USC	100	±1	96	1	3	±1	
Experienced USC	100	±1	88	4	8	±5	
Unwanted Touching	99	±1	90	0	10	±6	
Attempted SA	100	±0	85	NR	7	±16	
Completed SA	100	±0	86	11	NR	±12	
Not Experienced SH	100	±1	96	1	3	±1	
Experienced SH	100	±1	95	3	3	±2	
FEMALE							
First-Year	100	±0	95	1	4	±2	
Second-Year	100	±1	95	3	3	±1	
Third-Year	99	±1	96	1	3	±1	
Fourth-Year	100	±1	96	1	4	±1	
Not Experienced USC	100	±1	96	1	3	±1	
Experienced USC	99	±1	92	2	5	±2	
Unwanted Touching	98	±2	90	0	10	±3	
Attempted SA	100	±0	96	2	2	±3	
Completed SA	100	±0	94	6	0	±3	
Not Experienced SH	100	±1	96	0	3	±1	
Experienced SH	100	±1	95	2	3	±1	
USMA	100	±1	97	1	2	±1	
First-Year	100	±0	94	1	5	±3	
Second-Year	99	±1	97	2	2	±2	
Third-Year	100	±0	99	1	0	±1	
Fourth-Year	100	±0	97	0	3	±1	
Experienced USC	100	±0	98	2	0	±2	
Unwanted Touching	100	±0	100	0	0	±0	
Attempted SA	100	±0	100	0	0	±0	
Completed SA	100	±0	93	7	0	±7	
Experienced SH	100	±0	96	2	3	±1	

Note. Percent responding are students who answered the question.

NR: Not reportable

10e. Continued	Percent Responding		Percentages			Max ME	Percentage Reporting Yes
			1	2	3		
USNA	100	±1	94	2	3	±1	
First-Year	100	±0	94	2	3	±2	
Second-Year	100	±0	93	5	3	±2	
Third-Year	100	±1	94	2	5	±2	
Fourth-Year	100	±1	97	1	2	±1	
Experienced USC	100	±0	88	5	7	±3	
Unwanted Touching	100	±0	83	0	17	±4	
Attempted SA	100	±0	93	7	0	±8	
Completed SA	100	±0	89	11	0	±5	
Experienced SH	100	±0	93	4	3	±1	
USAFA	99	±1	95	0	4	±1	
First-Year	100	±0	96	0	4	±3	
Second-Year	99	±1	95	1	3	±2	
Third-Year	99	±1	97	0	3	±2	
Fourth-Year	99	±1	94	0	6	±1	
Experienced USC	98	±2	92	0	8	±4	
Unwanted Touching	96	±4	87	0	13	±8	
Attempted SA	100	±0	93	NR	7	±5	
Completed SA	100	±0	100	0	0	±0	
Experienced SH	99	±1	95	1	4	±1	
MALE							
First-Year	100	±1	94	2	3	±2	
Second-Year	100	±1	96	1	2	±2	
Third-Year	99	±1	96	1	2	±2	
Fourth-Year	100	±1	96	1	2	±2	
Not Experienced USC	100	±1	96	2	2	±1	
Experienced USC	100	±0	80	8	12	±13	
Not Experienced SH	100	±1	96	1	3	±1	
Experienced SH	100	±1	95	3	2	±3	
USMA	100	±1	97	1	1	±1	
First-Year	100	±0	96	2	2	±3	
Second-Year	100	±0	99	0	0	±2	
Third-Year	99	±2	98	0	2	±3	
Fourth-Year	100	±1	96	2	2	±3	
Experienced USC	100	±0	NR	NR	NR		
Experienced SH	100	±0	95	5	NR	±6	
USNA	100	±1	94	3	4	±2	
First-Year	99	±1	89	5	6	±4	
Second-Year	100	±0	92	3	5	±4	
Third-Year	100	±1	97	2	2	±3	
Fourth-Year	100	±0	97	1	2	±3	
Experienced USC	100	±0	NR	NR	NR		
Experienced SH	99	±2	95	4	1	±5	
USAFA	100	±1	96	1	3	±1	
First-Year	99	±1	98	1	1	±2	
Second-Year	100	±1	98	1	1	±2	
Third-Year	100	±1	95	2	3	±3	
Fourth-Year	100	±1	95	1	4	±3	
Experienced USC	100	±0	NR	NR	NR		
Experienced SH	100	±0	94	2	4	±5	

Note. Percent responding are students who answered the question.

NR: Not reportable

10. At your Academy, do you think the persons below make honest and reasonable efforts to stop sexual harassment and sexual assault?

f. Military academic faculty

1. Yes

2. No

3. Don't know

	Percent Responding		Percentages			Max ME	Percentage Reporting Yes
			1	2	3		
TOTAL	100	±1	84	5	12	±1	
USMA	100	±1	86	4	10	±2	
USNA	100	±1	75	8	17	±2	
USAFA	100	±1	91	2	7	±2	
CLASS							
First-Year	100	±1	84	4	11	±2	
Second-Year	100	±1	86	4	10	±2	
Third-Year	100	±1	83	5	12	±2	
Fourth-Year	100	±1	83	4	13	±2	
GENDER							
Female	100	±1	79	7	14	±1	
Male	100	±1	85	4	11	±2	
EXPERIENCED BEHAVIORS							
Not Experienced USC	100	±1	84	4	11	±1	
Experienced USC	99	±1	66	14	20	±6	
Unwanted Touching	99	±1	68	9	23	±9	
Attempted SA	98	±1	57	20	24	±12	
Completed SA	100	±0	70	17	13	±12	
Not Experienced SH	100	±1	86	4	10	±1	
Experienced SH	100	±1	75	9	16	±2	
FEMALE							
First-Year	100	±0	80	6	14	±2	
Second-Year	100	±1	78	9	13	±2	
Third-Year	99	±1	79	8	13	±2	
Fourth-Year	100	±1	78	5	17	±1	
Not Experienced USC	100	±1	80	6	14	±1	
Experienced USC	99	±1	70	12	18	±3	
Unwanted Touching	98	±2	71	9	20	±4	
Attempted SA	98	±1	64	15	21	±5	
Completed SA	100	±0	77	10	13	±5	
Not Experienced SH	100	±1	84	3	13	±1	
Experienced SH	100	±1	74	10	16	±1	
USMA	100	±1	79	8	14	±2	
First-Year	100	±0	85	6	8	±4	
Second-Year	99	±1	76	13	12	±3	
Third-Year	100	±0	78	8	13	±3	
Fourth-Year	100	±0	75	4	21	±2	
Experienced USC	100	±0	71	13	16	±5	
Unwanted Touching	100	±0	67	10	24	±8	
Attempted SA	100	±0	71	17	11	±9	
Completed SA	100	±0	87	0	13	±4	
Experienced SH	100	±0	74	10	16	±2	

Note. Percent responding are students who answered the question.

10f. Continued	Percent Responding		Percentages			Max ME	Percentage Reporting Yes
			1	2	3		
USNA	100	±1	72	10	18	±1	
First-Year	100	±0	70	11	20	±4	
Second-Year	100	±0	71	11	18	±2	
Third-Year	100	±1	71	11	19	±2	
Fourth-Year	99	±1	76	7	17	±2	
Experienced USC	98	±1	62	9	28	±4	
Unwanted Touching	100	±0	61	4	35	±6	
Attempted SA	94	±3	53	21	27	±8	
Completed SA	100	±0	72	5	22	±6	
Experienced SH	100	±1	67	14	19	±2	
USAFA	100	±1	86	3	11	±2	
First-Year	100	±0	84	2	14	±5	
Second-Year	99	±1	88	4	8	±3	
Third-Year	99	±1	88	5	7	±3	
Fourth-Year	100	±0	82	3	15	±2	
Experienced USC	98	±2	75	15	10	±5	
Unwanted Touching	96	±4	83	12	5	±9	
Attempted SA	100	±0	66	7	27	±10	
Completed SA	100	±0	74	20	6	±11	
Experienced SH	99	±1	83	6	12	±2	
MALE							
First-Year	100	±1	85	4	11	±3	
Second-Year	100	±1	87	4	9	±2	
Third-Year	100	±1	83	5	12	±3	
Fourth-Year	100	±1	84	4	12	±3	
Not Experienced USC	100	±1	85	4	11	±2	
Experienced USC	100	±0	61	16	23	±14	
Not Experienced SH	100	±1	86	4	10	±2	
Experienced SH	100	±1	75	8	17	±4	
USMA	100	±1	87	4	9	±2	
First-Year	100	±0	90	2	8	±4	
Second-Year	100	±0	92	2	6	±3	
Third-Year	100	±0	83	5	12	±5	
Fourth-Year	100	±1	85	5	10	±5	
Experienced USC	100	±0	NR	NR	NR		
Experienced SH	100	±0	79	5	16	±9	
USNA	100	±1	76	7	17	±3	
First-Year	99	±1	73	8	19	±5	
Second-Year	100	±0	76	7	17	±5	
Third-Year	99	±1	77	5	18	±5	
Fourth-Year	100	±0	78	7	15	±5	
Experienced USC	100	±0	NR	NR	NR		
Experienced SH	99	±2	62	13	25	±8	
USAFA	100	±1	92	2	7	±2	
First-Year	99	±1	94	1	5	±3	
Second-Year	100	±1	95	2	3	±2	
Third-Year	100	±1	90	3	6	±3	
Fourth-Year	100	±0	89	1	10	±4	
Experienced USC	100	±0	NR	NR	NR		
Experienced SH	100	±0	87	4	9	±5	

Note. Percent responding are students who answered the question.
 NR: Not reportable

10. At your Academy, do you think the persons below make honest and reasonable efforts to stop sexual harassment and sexual assault?

g. Civilian academic faculty

1. Yes

2. No

3. Don't know

	Percent Responding		Percentages			Max ME	Percentage Reporting Yes
			1	2	3		
TOTAL	100	±1	79	6	15	±1	
USMA	100	±1	80	6	14	±2	
USNA	100	±1	69	9	22	±2	
USAFA	100	±1	88	2	10	±2	
CLASS							
First-Year	100	±1	81	5	14	±2	
Second-Year	100	±1	82	5	12	±2	
Third-Year	100	±1	78	6	16	±3	
Fourth-Year	100	±1	76	6	18	±3	
GENDER							
Female	100	±1	75	7	18	±1	
Male	100	±1	80	5	15	±2	
EXPERIENCED BEHAVIORS							
Not Experienced USC	100	±1	79	6	15	±1	
Experienced USC	100	±1	64	13	22	±6	
Unwanted Touching	99	±1	64	10	26	±10	
Attempted SA	100	±0	63	17	19	±12	
Completed SA	100	±0	65	16	19	±11	
Not Experienced SH	100	±1	81	5	14	±2	
Experienced SH	100	±1	69	9	22	±3	
FEMALE							
First-Year	100	±0	80	6	15	±3	
Second-Year	100	±1	74	9	16	±2	
Third-Year	99	±1	75	8	17	±2	
Fourth-Year	100	±1	71	7	22	±1	
Not Experienced USC	100	±1	75	7	18	±1	
Experienced USC	99	±1	70	12	18	±3	
Unwanted Touching	98	±2	71	7	22	±4	
Attempted SA	100	±0	71	13	16	±5	
Completed SA	100	±0	70	13	17	±5	
Not Experienced SH	100	±1	80	4	16	±1	
Experienced SH	100	±1	71	10	19	±1	
USMA	100	±1	75	8	17	±2	
First-Year	100	±0	86	6	7	±3	
Second-Year	99	±1	72	11	18	±3	
Third-Year	99	±1	72	9	18	±3	
Fourth-Year	100	±0	70	7	23	±2	
Experienced USC	100	±0	75	11	14	±4	
Unwanted Touching	100	±0	72	5	24	±7	
Attempted SA	100	±0	83	11	6	±8	
Completed SA	100	±0	81	6	13	±5	
Experienced SH	100	±1	70	9	21	±2	

Note. Percent responding are students who answered the question.

10g. Continued	Percent Responding		Percentages			Max ME	Percentage Reporting Yes
			1	2	3		
USNA	100	±1	66	10	23	±1	
First-Year	100	±0	71	8	20	±4	
Second-Year	100	±0	64	12	24	±2	
Third-Year	100	±1	64	11	25	±2	
Fourth-Year	100	±1	68	10	22	±2	
Experienced USC	100	±0	58	10	32	±4	
Unwanted Touching	100	±0	56	4	39	±6	
Attempted SA	100	±0	62	19	19	±7	
Completed SA	100	±0	55	11	34	±7	
Experienced SH	100	±0	62	15	24	±2	
USAFA	100	±1	83	4	13	±2	
First-Year	100	±0	82	3	16	±5	
Second-Year	99	±1	87	5	8	±3	
Third-Year	99	±1	89	3	8	±3	
Fourth-Year	100	±0	76	5	20	±2	
Experienced USC	98	±2	76	13	10	±5	
Unwanted Touching	96	±4	83	12	5	±9	
Attempted SA	100	±0	66	7	27	±10	
Completed SA	100	±0	74	20	6	±11	
Experienced SH	99	±1	81	6	14	±2	
MALE							
First-Year	100	±1	81	5	14	±3	
Second-Year	100	±1	84	5	12	±3	
Third-Year	100	±1	79	6	15	±3	
Fourth-Year	100	±1	77	6	18	±3	
Not Experienced USC	100	±1	80	5	15	±2	
Experienced USC	100	±0	56	16	28	±14	
Not Experienced SH	100	±1	81	5	14	±2	
Experienced SH	100	±1	67	9	24	±5	
USMA	100	±1	81	5	13	±3	
First-Year	100	±0	84	5	11	±5	
Second-Year	100	±0	88	3	8	±4	
Third-Year	100	±0	76	8	16	±6	
Fourth-Year	100	±1	77	5	18	±5	
Experienced USC	100	±0	NR	NR	NR		
Experienced SH	100	±0	68	8	24	±10	
USNA	100	±1	70	9	21	±3	
First-Year	99	±1	69	9	22	±5	
Second-Year	100	±0	70	9	21	±5	
Third-Year	99	±1	71	6	23	±6	
Fourth-Year	100	±0	70	10	20	±5	
Experienced USC	100	±0	NR	NR	NR		
Experienced SH	99	±2	51	15	34	±8	
USAFA	100	±1	89	2	9	±2	
First-Year	99	±1	92	1	6	±3	
Second-Year	99	±1	94	1	5	±3	
Third-Year	100	±1	88	4	8	±4	
Fourth-Year	100	±0	83	2	15	±4	
Experienced USC	100	±0	NR	NR	NR		
Experienced SH	99	±1	84	4	12	±6	

Note. Percent responding are students who answered the question.
NR: Not reportable

10. At your Academy, do you think the persons below make honest and reasonable efforts to stop sexual harassment and sexual assault?

h. Athletic staff (e.g., coaches, trainers)

1. Yes

2. No

3. Don't know

	Percent Responding		Percentages			Max ME	Percentage Reporting Yes
			1	2	3		
TOTAL	100	±1	76	6	18	±2	
USMA	100	±1	78	5	16	±2	
USNA	100	±1	68	8	24	±3	
USAFA	99	±1	81	4	14	±2	
CLASS							
First-Year	100	±1	78	5	17	±3	
Second-Year	100	±1	78	6	15	±2	
Third-Year	99	±1	76	6	18	±3	
Fourth-Year	100	±1	72	6	22	±3	
GENDER							
Female	100	±1	71	9	20	±1	
Male	100	±1	76	5	18	±2	
EXPERIENCED BEHAVIORS							
Not Experienced USC	100	±1	76	6	18	±2	
Experienced USC	100	±1	57	16	27	±6	
Unwanted Touching	99	±1	55	14	31	±10	
Attempted SA	100	±0	64	7	29	±9	
Completed SA	100	±0	57	21	22	±11	
Not Experienced SH	100	±1	78	5	17	±2	
Experienced SH	100	±1	64	12	25	±3	
FEMALE							
First-Year	100	±0	75	7	18	±3	
Second-Year	99	±1	71	12	17	±2	
Third-Year	99	±1	72	10	18	±2	
Fourth-Year	100	±1	68	7	24	±1	
Not Experienced USC	100	±1	72	9	19	±1	
Experienced USC	99	±1	63	13	24	±3	
Unwanted Touching	98	±2	66	11	23	±5	
Attempted SA	100	±0	65	8	27	±5	
Completed SA	100	±0	62	15	23	±5	
Not Experienced SH	100	±1	78	5	17	±1	
Experienced SH	100	±1	66	13	22	±2	
USMA	99	±1	75	8	17	±2	
First-Year	100	±0	83	6	11	±4	
Second-Year	98	±1	76	10	14	±3	
Third-Year	99	±1	73	10	17	±3	
Fourth-Year	100	±0	70	5	25	±2	
Experienced USC	100	±0	70	11	20	±5	
Unwanted Touching	100	±0	67	10	24	±8	
Attempted SA	100	±0	66	11	22	±9	
Completed SA	100	±0	87	0	13	±4	
Experienced SH	99	±1	68	9	22	±2	

Note. Percent responding are students who answered the question.

10h. Continued	Percent Responding		Percentages			Max ME	Percentage Reporting Yes
			1	2	3		
USNA	100	±1	63	12	25	±2	
First-Year	100	±0	62	11	27	±4	
Second-Year	100	±0	63	15	22	±2	
Third-Year	100	±1	65	11	25	±2	
Fourth-Year	100	±1	64	11	26	±2	
Experienced USC	100	±0	54	7	39	±4	
Unwanted Touching	100	±0	56	0	44	±6	
Attempted SA	100	±0	62	6	31	±7	
Completed SA	100	±0	45	16	39	±7	
Experienced SH	100	±0	58	17	25	±2	
USAFA	100	±1	76	8	16	±2	
First-Year	100	±0	79	4	17	±5	
Second-Year	99	±1	75	12	13	±3	
Third-Year	99	±1	80	9	12	±3	
Fourth-Year	100	±0	72	6	22	±2	
Experienced USC	98	±2	65	21	14	±6	
Unwanted Touching	96	±4	73	22	5	±10	
Attempted SA	100	±0	66	7	27	±10	
Completed SA	100	±0	59	25	17	±11	
Experienced SH	99	±1	71	12	17	±3	
MALE							
First-Year	99	±1	78	5	17	±3	
Second-Year	100	±1	80	5	15	±3	
Third-Year	100	±1	77	5	18	±3	
Fourth-Year	100	±1	72	6	22	±3	
Not Experienced USC	100	±1	77	5	18	±2	
Experienced USC	100	±0	47	20	32	±14	
Not Experienced SH	100	±1	78	5	17	±2	
Experienced SH	100	±1	61	11	28	±5	
USMA	100	±1	79	5	16	±3	
First-Year	100	±0	83	4	13	±5	
Second-Year	100	±1	84	3	13	±4	
Third-Year	100	±0	77	4	18	±6	
Fourth-Year	100	±1	72	7	20	±5	
Experienced USC	100	±0	NR	NR	NR		
Experienced SH	100	±0	67	8	24	±10	
USNA	100	±1	69	7	24	±3	
First-Year	99	±1	67	9	25	±5	
Second-Year	100	±0	69	8	23	±5	
Third-Year	99	±1	69	6	25	±6	
Fourth-Year	100	±1	69	7	24	±6	
Experienced USC	100	±0	NR	NR	NR		
Experienced SH	99	±2	46	15	39	±8	
USAFA	99	±1	83	3	14	±2	
First-Year	99	±1	86	2	12	±3	
Second-Year	100	±1	87	4	9	±3	
Third-Year	99	±1	84	5	12	±4	
Fourth-Year	99	±1	75	3	22	±5	
Experienced USC	100	±0	NR	NR	NR		
Experienced SH	100	±0	73	9	18	±6	

Note. Percent responding are students who answered the question.
 NR: Not reportable

11. To what extent do you think current cadet/midshipman leaders create a culture in which...

a. Sexual harassment is not tolerated?

1. Not at all
4. Large extent

2. Small extent
5. Very large extent

3. Moderate extent

	Percent Responding		Percentages					Max ME	Average Extent		
			1	2	3	4	5				
TOTAL	100	±1	2	8	20	37	33	±2	3.9	±0.1	
USMA	100	±1	2	8	21	38	30	±3	3.9	±0.1	
USNA	100	±1	3	8	22	36	31	±3	3.8	±0.1	
USAFA	100	±1	2	7	16	37	38	±2	4.0	±0.1	
CLASS											
First-Year	100	±1	3	8	18	35	36	±3	3.9	±0.1	
Second-Year	100	±1	2	8	18	39	33	±3	3.9	±0.1	
Third-Year	100	±1	2	7	21	37	33	±3	3.9	±0.1	
Fourth-Year	100	±1	2	8	22	37	32	±3	3.9	±0.1	
GENDER											
Female	100	±1	3	13	27	34	22	±1	3.6	±0.1	
Male	100	±1	2	7	18	38	35	±2	4.0	±0.1	
EXPERIENCED BEHAVIORS											
Not Experienced USC	100	±1	2	7	20	37	34	±2	3.9	±0.1	
Experienced USC	100	±0	10	16	29	26	19	±6	3.3	±0.2	
Unwanted Touching	100	±0	7	19	32	27	15	±9	3.2	±0.2	
Attempted SA	100	±0	11	19	29	34	7	±11	3.1	±0.2	
Completed SA	100	±0	13	10	26	19	31	±13	3.4	±0.4	
Not Experienced SH	100	±1	2	6	18	38	37	±2	4.0	±0.1	
Experienced SH	100	±1	4	16	30	32	18	±3	3.4	±0.1	
FEMALE											
First-Year	100	±0	4	15	24	36	20	±3	3.5	±0.1	
Second-Year	100	±0	4	13	24	35	23	±2	3.6	±0.1	
Third-Year	100	±1	3	12	29	33	24	±2	3.6	±0.1	
Fourth-Year	100	±1	3	13	29	34	22	±1	3.6	±0.1	
Not Experienced USC	100	±1	3	13	26	35	23	±1	3.6	±0.1	
Experienced USC	100	±0	10	19	32	25	14	±3	3.1	±0.1	
Unwanted Touching	100	±0	12	21	29	27	12	±5	3.1	±0.2	
Attempted SA	100	±0	12	21	33	25	8	±5	3.0	±0.2	
Completed SA	100	±0	4	15	36	22	23	±5	3.5	±0.1	
Not Experienced SH	100	±1	2	7	19	40	32	±2	3.9	±0.1	
Experienced SH	100	±0	5	18	33	29	14	±2	3.3	±0.1	
USMA	100	±1	4	16	28	33	18	±2	3.5	±0.1	
First-Year	100	±0	1	17	27	39	17	±4	3.6	±0.1	
Second-Year	100	±0	7	17	20	36	20	±4	3.4	±0.1	
Third-Year	100	±0	6	15	31	30	19	±3	3.4	±0.1	
Fourth-Year	99	±1	4	14	32	31	19	±2	3.5	±0.1	
Experienced USC	100	±0	13	22	32	15	18	±5	3.0	±0.2	
Unwanted Touching	100	±0	15	15	38	13	19	±8	3.1	±0.2	
Attempted SA	100	±0	11	39	34	11	6	±9	2.6	±0.2	
Completed SA	100	±0	0	13	27	26	34	±8	3.8	±0.2	
Experienced SH	100	±0	6	22	30	30	11	±2	3.2	±0.1	

Note. Percent responding are students who answered the question.

11a. Continued	Percent Responding		Percentages					Max ME	Average Extent		
			1	2	3	4	5				
USNA	100	±1	4	14	29	34	20	±2	3.5	±0.1	
First-Year	100	±0	7	16	25	36	16	±4	3.4	±0.1	
Second-Year	100	±0	5	16	26	33	20	±2	3.5	±0.1	
Third-Year	100	±1	3	12	30	35	21	±2	3.6	±0.1	
Fourth-Year	100	±0	3	12	32	32	21	±2	3.6	±0.1	
Experienced USC	100	±0	16	11	35	29	9	±4	3.0	±0.1	
Unwanted Touching	100	±0	18	9	30	34	9	±6	3.1	±0.2	
Attempted SA	100	±0	19	6	31	37	6	±8	3.0	±0.2	
Completed SA	100	±0	11	17	44	16	11	±7	3.0	±0.2	
Experienced SH	100	±0	6	17	36	29	12	±2	3.2	±0.1	
USAFA	100	±1	2	11	24	35	28	±2	3.8	±0.1	
First-Year	100	±0	5	13	22	33	26	±5	3.6	±0.2	
Second-Year	100	±0	1	8	25	37	29	±4	3.9	±0.1	
Third-Year	99	±1	0	9	27	33	32	±3	3.9	±0.1	
Fourth-Year	100	±0	1	12	23	37	26	±2	3.8	±0.1	
Experienced USC	100	±0	4	24	29	28	15	±6	3.3	±0.2	
Unwanted Touching	100	±0	5	37	20	31	8	±9	3.0	±0.2	
Attempted SA	100	±0	7	14	35	31	14	±13	3.3	±0.2	
Completed SA	100	±0	0	15	35	25	26	±10	3.6	±0.2	
Experienced SH	100	±0	2	16	33	29	20	±3	3.5	±0.1	
MALE											
First-Year	100	±1	3	7	17	35	38	±3	4.0	±0.1	
Second-Year	100	±1	2	7	17	39	34	±3	4.0	±0.1	
Third-Year	100	±1	2	6	19	38	35	±3	4.0	±0.1	
Fourth-Year	100	±1	2	7	20	38	33	±3	3.9	±0.1	
Not Experienced USC	100	±1	2	7	18	38	35	±2	4.0	±0.1	
Experienced USC	100	±0	9	12	25	28	26	±14	3.5	±0.4	
Not Experienced SH	100	±1	2	6	17	38	37	±2	4.0	±0.1	
Experienced SH	100	±1	4	15	26	34	21	±5	3.5	±0.1	
USMA	100	±1	1	7	20	39	32	±3	3.9	±0.1	
First-Year	100	±0	0	8	16	40	36	±6	4.0	±0.2	
Second-Year	100	±0	1	7	16	44	33	±5	4.0	±0.1	
Third-Year	100	±0	3	4	24	38	32	±6	3.9	±0.2	
Fourth-Year	100	±1	2	10	25	35	29	±6	3.8	±0.2	
Experienced USC	100	±0	NR	NR	NR	NR	NR		3.3	±0.7	
Experienced SH	100	±0	2	14	29	33	21	±9	3.6	±0.2	
USNA	100	±1	3	7	20	37	33	±3	3.9	±0.1	
First-Year	100	±1	5	8	22	30	35	±6	3.8	±0.2	
Second-Year	100	±1	3	8	20	36	33	±5	3.9	±0.2	
Third-Year	100	±1	2	7	19	38	34	±6	4.0	±0.2	
Fourth-Year	100	±0	1	4	20	43	32	±6	4.0	±0.1	
Experienced USC	100	±0	NR	NR	NR	NR	NR		3.8	±0.5	
Experienced SH	99	±2	4	14	31	31	20	±8	3.5	±0.2	
USAFA	100	±1	3	6	15	37	40	±3	4.1	±0.1	
First-Year	100	±0	2	4	13	35	46	±4	4.2	±0.1	
Second-Year	100	±0	3	7	15	38	38	±4	4.0	±0.1	
Third-Year	99	±1	3	6	15	37	39	±5	4.0	±0.1	
Fourth-Year	100	±1	3	6	15	37	40	±5	4.1	±0.1	
Experienced USC	100	±0	NR	NR	NR	NR	NR		3.3	±0.6	
Experienced SH	100	±0	5	16	19	37	23	±7	3.6	±0.2	

Note. Percent responding are students who answered the question.
 NR: Not reportable

11. To what extent do you think current cadet/midshipman leaders create a culture in which...

b. Sexual assault is not tolerated?

1. Not at all
4. Large extent

2. Small extent
5. Very large extent

3. Moderate extent

	Percent Responding		Percentages					Max ME	Average Extent		
			1	2	3	4	5				
TOTAL	100	±1	2	3	8	27	61	±2	4.4	±0.1	
USMA	100	±1	2	3	7	28	60	±3	4.4	±0.1	
USNA	100	±1	3	3	10	27	57	±3	4.3	±0.1	
USAFA	100	±1	2	2	6	25	66	±2	4.5	±0.1	
CLASS											
First-Year	100	±1	3	3	7	25	62	±3	4.4	±0.1	
Second-Year	100	±1	2	2	7	25	63	±3	4.4	±0.1	
Third-Year	100	±1	3	2	7	28	59	±3	4.4	±0.1	
Fourth-Year	100	±1	2	3	8	28	59	±3	4.4	±0.1	
GENDER											
Female	100	±1	2	4	12	33	48	±1	4.2	±0.1	
Male	100	±1	2	2	7	25	63	±2	4.5	±0.1	
EXPERIENCED BEHAVIORS											
Not Experienced USC	100	±1	2	2	7	27	61	±2	4.4	±0.1	
Experienced USC	100	±0	7	7	12	31	42	±6	3.9	±0.2	
Unwanted Touching	100	±0	7	6	10	31	45	±9	4.0	±0.2	
Attempted SA	100	±0	4	13	15	36	32	±9	3.8	±0.2	
Completed SA	100	±0	12	3	13	29	44	±13	3.9	±0.4	
Not Experienced SH	100	±1	2	2	7	26	63	±2	4.5	±0.1	
Experienced SH	100	±1	3	5	12	30	49	±3	4.2	±0.1	
FEMALE											
First-Year	100	±0	3	4	14	34	45	±3	4.1	±0.1	
Second-Year	100	±0	3	3	10	32	52	±2	4.3	±0.1	
Third-Year	100	±1	3	4	12	31	50	±2	4.2	±0.1	
Fourth-Year	100	±1	1	6	13	35	46	±1	4.2	±0.1	
Not Experienced USC	100	±1	2	4	12	33	49	±1	4.2	±0.1	
Experienced USC	100	±0	3	10	15	34	38	±3	3.9	±0.1	
Unwanted Touching	100	±0	4	10	11	29	45	±5	4.0	±0.1	
Attempted SA	100	±0	4	14	17	34	31	±6	3.7	±0.2	
Completed SA	100	±0	2	4	19	39	36	±5	4.0	±0.1	
Not Experienced SH	100	±1	2	3	8	32	55	±2	4.3	±0.1	
Experienced SH	100	±1	2	6	15	34	42	±2	4.1	±0.1	
USMA	100	±1	2	6	12	37	43	±2	4.1	±0.1	
First-Year	100	±0	0	8	13	37	42	±4	4.1	±0.1	
Second-Year	100	±0	3	3	12	38	43	±4	4.1	±0.1	
Third-Year	100	±0	6	5	11	33	45	±3	4.1	±0.1	
Fourth-Year	99	±1	0	5	13	39	43	±2	4.2	±0.1	
Experienced USC	100	±0	4	15	14	29	38	±5	3.8	±0.2	
Unwanted Touching	100	±0	5	15	10	23	48	±8	3.9	±0.2	
Attempted SA	100	±0	6	23	17	33	22	±8	3.4	±0.2	
Completed SA	100	±0	0	0	20	32	47	±8	4.3	±0.2	
Experienced SH	100	±0	3	8	15	38	36	±2	4.0	±0.1	

Note. Percent responding are students who answered the question.

11b. Continued	Percent Responding		Percentages					Max ME	Average Extent		
			1	2	3	4	5				
USNA	100	±0	2	5	16	33	44	±2	4.1	±0.1	
First-Year	100	±0	3	4	20	33	39	±4	4.0	±0.1	
Second-Year	100	±0	3	6	14	33	45	±2	4.1	±0.1	
Third-Year	100	±0	2	3	13	34	48	±2	4.2	±0.1	
Fourth-Year	100	±0	1	6	17	30	46	±2	4.1	±0.1	
Experienced USC	100	±0	7	9	17	30	37	±4	3.8	±0.1	
Unwanted Touching	100	±0	9	9	17	26	39	±6	3.8	±0.2	
Attempted SA	100	±0	6	12	13	25	43	±7	3.9	±0.2	
Completed SA	100	±0	5	5	22	39	28	±7	3.8	±0.2	
Experienced SH	100	±0	2	6	20	34	38	±2	4.0	±0.1	
USAFA	100	±1	2	3	8	31	56	±2	4.3	±0.1	
First-Year	100	±0	5	1	8	33	53	±6	4.3	±0.2	
Second-Year	100	±0	2	1	5	25	67	±4	4.5	±0.1	
Third-Year	99	±1	2	4	11	27	56	±4	4.3	±0.1	
Fourth-Year	99	±1	1	6	9	36	49	±2	4.3	±0.1	
Experienced USC	100	±0	0	6	15	40	38	±6	4.1	±0.1	
Unwanted Touching	100	±0	0	8	8	36	48	±9	4.2	±0.2	
Attempted SA	100	±0	NR	7	20	45	28	±11	3.9	±0.2	
Completed SA	100	±0	0	5	15	45	35	±9	4.1	±0.2	
Experienced SH	100	±1	2	4	11	31	52	±3	4.3	±0.1	
MALE											
First-Year	100	±1	3	3	6	24	65	±3	4.5	±0.1	
Second-Year	100	±1	2	2	7	23	65	±3	4.5	±0.1	
Third-Year	100	±1	2	2	6	28	62	±3	4.4	±0.1	
Fourth-Year	100	±1	2	2	7	27	62	±3	4.4	±0.1	
Not Experienced USC	100	±1	2	2	7	25	64	±2	4.5	±0.1	
Experienced USC	100	±0	14	4	6	27	49	±14	3.9	±0.4	
Not Experienced SH	100	±1	2	2	6	25	64	±2	4.5	±0.1	
Experienced SH	100	±1	4	4	9	26	56	±5	4.2	±0.1	
USMA	100	±1	2	2	6	27	63	±3	4.5	±0.1	
First-Year	100	±0	0	3	5	29	62	±6	4.5	±0.1	
Second-Year	100	±0	2	2	4	23	69	±5	4.5	±0.1	
Third-Year	100	±0	3	2	5	27	63	±6	4.5	±0.1	
Fourth-Year	100	±1	2	3	9	28	58	±6	4.4	±0.1	
Experienced USC	100	±0	NR	NR	NR	NR	NR		3.8	±0.8	
Experienced SH	100	±0	3	5	11	28	53	±10	4.2	±0.2	
USNA	100	±1	3	3	9	26	60	±3	4.4	±0.1	
First-Year	100	±1	5	3	9	21	61	±6	4.3	±0.2	
Second-Year	100	±1	2	3	10	22	63	±5	4.4	±0.1	
Third-Year	100	±1	2	2	9	31	56	±6	4.4	±0.1	
Fourth-Year	100	±0	2	2	9	30	57	±6	4.4	±0.1	
Experienced USC	100	±0	NR	NR	NR	NR	NR		4.5	±0.5	
Experienced SH	99	±2	6	3	11	26	54	±8	4.2	±0.2	
USAFA	100	±1	2	2	5	23	68	±3	4.5	±0.1	
First-Year	100	±0	2	1	4	20	72	±4	4.6	±0.1	
Second-Year	100	±0	3	2	6	25	64	±4	4.5	±0.1	
Third-Year	99	±1	3	2	6	24	66	±5	4.5	±0.1	
Fourth-Year	100	±1	2	1	5	24	69	±5	4.6	±0.1	
Experienced USC	100	±0	NR	NR	NR	NR	NR		3.3	±0.6	
Experienced SH	100	±0	5	5	6	25	60	±7	4.3	±0.2	

Note. Percent responding are students who answered the question.
 NR: Not reportable

12. To what extent do you think students at your Academy...

a. Allow personal loyalties to affect reporting of sexual harassment?

1. Not at all
4. Large extent

2. Small extent
5. Very large extent

3. Moderate extent
DNA. No basis to judge

	Percent Responding		Percentages						Max ME	Average Extent		
			1	2	3	4	5	6				
TOTAL	100	±1	10	24	25	14	6	21	±2	2.8	±0.1	
USMA	100	±1	9	23	27	14	5	21	±3	2.8	±0.1	
USNA	100	±1	7	21	26	18	9	19	±2	3.0	±0.1	
USAFA	100	±1	14	27	23	10	5	21	±2	2.5	±0.1	
CLASS												
First-Year	100	±1	14	28	22	11	5	20	±3	2.6	±0.1	
Second-Year	100	±1	12	25	23	15	6	21	±2	2.7	±0.1	
Third-Year	100	±1	9	25	26	14	6	20	±3	2.8	±0.1	
Fourth-Year	100	±1	7	19	29	16	8	21	±3	3.0	±0.1	
GENDER												
Female	100	±0	4	21	29	22	10	13	±1	3.2	±0.1	
Male	100	±1	11	24	24	12	6	22	±2	2.7	±0.1	
EXPERIENCED BEHAVIORS												
Not Experienced USC	100	±1	11	24	25	14	6	21	±2	2.8	±0.1	
Experienced USC	100	±0	2	13	31	24	19	12	±6	3.5	±0.2	
Unwanted Touching	100	±0	3	17	29	23	9	19	±9	3.2	±0.2	
Attempted SA	100	±0	0	9	31	22	32	6	±12	3.8	±0.3	
Completed SA	100	±0	0	9	33	27	26	6	±11	3.7	±0.3	
Not Experienced SH	100	±1	12	25	24	12	5	23	±2	2.7	±0.1	
Experienced SH	100	±0	3	21	32	24	11	10	±3	3.2	±0.1	
FEMALE												
First-Year	100	±0	6	25	29	20	9	11	±3	3.0	±0.1	
Second-Year	100	±0	6	24	24	22	11	13	±2	3.1	±0.1	
Third-Year	100	±0	3	22	28	23	11	12	±2	3.2	±0.1	
Fourth-Year	100	±0	4	15	33	23	11	15	±1	3.3	±0.1	
Not Experienced USC	100	±0	5	22	29	21	9	14	±1	3.1	±0.1	
Experienced USC	100	±0	1	6	31	32	23	7	±3	3.8	±0.1	
Unwanted Touching	100	±0	1	9	33	31	14	11	±5	3.5	±0.1	
Attempted SA	100	±0	0	4	28	25	37	6	±5	4.0	±0.1	
Completed SA	100	±0	0	4	31	39	22	4	±5	3.8	±0.1	
Not Experienced SH	100	±0	7	27	24	17	6	19	±2	2.8	±0.1	
Experienced SH	100	±0	2	16	33	27	14	8	±2	3.4	±0.1	
USMA	100	±0	3	19	30	25	11	11	±2	3.2	±0.1	
First-Year	100	±0	2	21	28	28	11	10	±4	3.3	±0.1	
Second-Year	100	±0	5	22	26	24	9	13	±3	3.1	±0.1	
Third-Year	100	±0	3	20	30	23	13	11	±3	3.3	±0.1	
Fourth-Year	100	±0	4	15	33	26	12	10	±2	3.3	±0.1	
Experienced USC	100	±0	2	4	27	34	27	7	±5	3.9	±0.1	
Unwanted Touching	100	±0	5	5	37	29	10	14	±8	3.4	±0.2	
Attempted SA	100	±0	0	6	22	23	44	6	±9	4.1	±0.2	
Completed SA	100	±0	0	0	21	53	26	0	±8	4.1	±0.2	
Experienced SH	100	±0	2	12	31	31	16	8	±2	3.5	±0.1	

Note. Percent responding are students who answered the question. Respondents who answered "No basis to judge" are not included in the Average Extent.

12a. Continued	Percent Responding		Percentages						Max ME	Average Extent		
			1	2	3	4	5	6				
USNA	100	±0	3	15	30	28	12	12	±1	3.3	±0.1	
First-Year	100	±0	3	21	33	23	11	9	±4	3.2	±0.1	
Second-Year	100	±0	6	12	26	32	15	10	±2	3.4	±0.1	
Third-Year	100	±0	1	18	30	27	13	10	±2	3.4	±0.1	
Fourth-Year	100	±0	3	11	30	30	10	16	±2	3.4	±0.1	
Experienced USC	100	±0	0	3	28	36	26	7	±4	3.9	±0.1	
Unwanted Touching	100	±0	0	4	26	40	21	8	±7	3.9	±0.1	
Attempted SA	100	±0	0	0	31	26	37	6	±7	4.1	±0.2	
Completed SA	100	±0	0	6	27	40	22	6	±7	3.8	±0.2	
Experienced SH	100	±0	1	12	31	33	17	6	±2	3.6	±0.1	
USAFA	100	±0	7	28	27	14	8	16	±2	2.9	±0.1	
First-Year	100	±0	11	31	28	11	5	14	±5	2.7	±0.2	
Second-Year	100	±0	7	37	18	12	8	17	±4	2.7	±0.1	
Third-Year	100	±0	6	29	25	18	7	15	±3	2.9	±0.1	
Fourth-Year	100	±0	4	19	36	14	10	18	±2	3.1	±0.1	
Experienced USC	100	±0	0	10	38	27	18	8	±6	3.6	±0.1	
Unwanted Touching	100	±0	0	16	36	25	12	11	±9	3.4	±0.2	
Attempted SA	100	±0	NR	7	31	28	27	7	±13	3.8	±0.2	
Completed SA	100	±0	0	5	41	30	19	5	±10	3.7	±0.2	
Experienced SH	100	±0	3	23	36	17	10	10	±3	3.1	±0.1	
MALE												
First-Year	100	±1	16	28	20	9	4	22	±3	2.4	±0.1	
Second-Year	100	±1	13	25	22	13	5	22	±3	2.6	±0.1	
Third-Year	100	±1	10	26	25	12	5	22	±3	2.7	±0.1	
Fourth-Year	100	±1	8	20	28	15	8	22	±3	2.9	±0.1	
Not Experienced USC	100	±1	12	24	24	12	6	22	±2	2.7	±0.1	
Experienced USC	100	±0	NR	24	31	11	12	20	±14	3.1	±0.4	
Not Experienced SH	100	±1	12	24	23	11	5	23	±2	2.6	±0.1	
Experienced SH	100	±0	3	26	31	20	8	12	±5	3.0	±0.1	
USMA	100	±1	10	24	26	12	4	23	±3	2.7	±0.1	
First-Year	100	±1	18	24	24	10	2	22	±6	2.4	±0.2	
Second-Year	100	±0	11	27	24	11	2	26	±5	2.5	±0.2	
Third-Year	100	±0	9	25	26	10	5	25	±6	2.7	±0.2	
Fourth-Year	100	±1	5	20	31	15	8	21	±5	3.0	±0.2	
Experienced USC	100	±0	NR	NR	NR	NR	NR	NR		2.6	±0.6	
Experienced SH	100	±0	2	27	33	19	NR	18	±9	2.8	±0.2	
USNA	100	±1	8	22	25	15	8	21	±3	2.9	±0.1	
First-Year	99	±1	10	29	22	9	7	23	±5	2.7	±0.2	
Second-Year	100	±1	8	22	24	17	9	21	±5	3.0	±0.2	
Third-Year	100	±0	7	22	28	14	8	21	±6	2.9	±0.2	
Fourth-Year	99	±1	8	17	26	20	9	20	±5	3.1	±0.2	
Experienced USC	100	±0	NR	NR	NR	NR	NR	NR		3.4	±0.5	
Experienced SH	100	±0	2	24	29	23	11	10	±8	3.2	±0.2	
USAFA	100	±1	16	27	22	9	4	22	±2	2.5	±0.1	
First-Year	100	±0	21	33	15	6	3	21	±4	2.2	±0.1	
Second-Year	100	±1	21	26	19	11	4	19	±4	2.4	±0.1	
Third-Year	100	±1	13	30	22	11	3	20	±5	2.5	±0.1	
Fourth-Year	100	±1	10	22	28	9	7	26	±5	2.7	±0.2	
Experienced USC	100	±0	NR	NR	NR	NR	NR	NR		3.1	±0.5	
Experienced SH	100	±0	5	28	30	17	9	11	±7	3.0	±0.2	

Note. Percent responding are students who answered the question. Respondents who answered "No basis to judge" are not included in the Average Extent.
 NR: Not reportable

12. To what extent do you think students at your Academy...
b. Allow personal loyalties to affect reporting of sexual assault?

- 1. Not at all
- 2. Small extent
- 3. Moderate extent
- 4. Large extent
- 5. Very large extent
- DNA. No basis to judge

	Percent Responding		Percentages						Max ME	Average Extent		
			1	2	3	4	5	6				
TOTAL	100	±1	24	24	16	8	4	23	±2	2.3	±0.1	
USMA	100	±1	22	24	17	9	3	25	±3	2.3	±0.1	
USNA	99	±1	21	25	16	9	6	22	±2	2.4	±0.1	
USAFA	100	±1	29	24	14	6	3	23	±2	2.1	±0.1	
CLASS												
First-Year	100	±1	30	25	12	6	4	24	±3	2.1	±0.1	
Second-Year	100	±1	26	25	14	8	4	23	±3	2.2	±0.1	
Third-Year	100	±1	24	26	16	7	5	23	±3	2.3	±0.1	
Fourth-Year	100	±1	18	23	19	11	5	24	±3	2.5	±0.1	
GENDER												
Female	100	±0	14	28	20	14	7	17	±1	2.7	±0.1	
Male	100	±1	26	24	15	7	4	25	±2	2.2	±0.1	
EXPERIENCED BEHAVIORS												
Not Experienced USC	100	±1	24	25	15	8	4	24	±2	2.3	±0.1	
Experienced USC	99	±2	12	19	20	19	15	15	±6	3.1	±0.2	
Unwanted Touching	100	±0	13	19	22	19	5	21	±9	2.8	±0.3	
Attempted SA	100	±0	9	23	14	22	22	11	±12	3.3	±0.3	
Completed SA	96	±7	8	18	22	18	28	7	±11	3.4	±0.4	
Not Experienced SH	100	±1	26	24	14	7	4	25	±2	2.2	±0.1	
Experienced SH	100	±1	15	27	21	15	7	15	±3	2.7	±0.1	
FEMALE												
First-Year	100	±0	19	28	19	13	6	16	±3	2.5	±0.1	
Second-Year	100	±1	16	28	15	14	8	17	±2	2.6	±0.1	
Third-Year	100	±0	13	28	22	15	7	15	±2	2.7	±0.1	
Fourth-Year	100	±0	10	26	24	15	7	18	±1	2.8	±0.1	
Not Experienced USC	100	±0	15	29	20	13	6	17	±1	2.6	±0.1	
Experienced USC	100	±0	5	16	25	24	19	11	±3	3.4	±0.1	
Unwanted Touching	100	±0	8	17	26	23	10	16	±5	3.1	±0.2	
Attempted SA	100	±0	4	19	16	25	24	12	±5	3.5	±0.2	
Completed SA	100	±0	2	13	32	25	24	4	±5	3.6	±0.1	
Not Experienced SH	100	±1	19	29	17	10	4	21	±2	2.4	±0.1	
Experienced SH	100	±0	10	26	23	17	10	13	±1	2.9	±0.1	
USMA	100	±0	11	28	23	17	7	14	±2	2.8	±0.1	
First-Year	100	±0	14	25	22	19	9	11	±4	2.8	±0.2	
Second-Year	100	±0	12	32	19	13	7	17	±4	2.7	±0.1	
Third-Year	100	±0	9	27	24	19	8	13	±3	2.9	±0.1	
Fourth-Year	100	±0	9	25	27	18	6	15	±2	2.8	±0.1	
Experienced USC	100	±0	5	9	30	27	22	7	±5	3.5	±0.2	
Unwanted Touching	100	±0	10	10	23	34	10	14	±8	3.3	±0.2	
Attempted SA	100	±0	6	11	22	23	33	6	±8	3.7	±0.3	
Completed SA	100	±0	0	6	53	20	20	0	±8	3.5	±0.2	
Experienced SH	100	±0	7	24	23	22	11	13	±2	3.1	±0.1	

Note. Percent responding are students who answered the question. Respondents who answered "No basis to judge" are not included in the Average Extent.

12b. Continued	Percent Responding		Percentages						Max ME	Average Extent		
			1	2	3	4	5	6				
USNA	100	±1	12	27	20	16	8	17	±1	2.8	±0.1	
First-Year	100	±0	11	30	20	14	6	20	±4	2.7	±0.1	
Second-Year	99	±1	12	23	16	23	11	15	±2	3.0	±0.1	
Third-Year	100	±0	13	27	23	13	8	15	±2	2.7	±0.1	
Fourth-Year	100	±0	11	27	20	16	8	19	±2	2.8	±0.1	
Experienced USC	100	±0	4	17	16	29	21	14	±4	3.5	±0.1	
Unwanted Touching	100	±0	0	17	26	27	13	17	±6	3.4	±0.2	
Attempted SA	100	±0	6	19	6	32	19	19	±8	3.5	±0.2	
Completed SA	100	±0	6	16	11	29	33	6	±7	3.7	±0.2	
Experienced SH	100	±0	8	25	24	19	11	13	±2	3.0	±0.1	
USAFA	100	±0	19	28	18	10	6	19	±2	2.4	±0.1	
First-Year	100	±0	32	28	15	6	4	16	±5	2.1	±0.2	
Second-Year	100	±0	24	30	11	7	7	20	±4	2.3	±0.1	
Third-Year	100	±0	16	29	18	13	6	18	±3	2.6	±0.1	
Fourth-Year	100	±0	10	27	25	11	7	21	±2	2.7	±0.1	
Experienced USC	100	±0	5	21	29	18	14	12	±6	3.2	±0.2	
Unwanted Touching	100	±0	13	23	29	12	8	16	±9	2.8	±0.3	
Attempted SA	100	±0	NR	28	17	21	20	15	±15	3.4	±0.3	
Completed SA	100	±0	0	16	34	25	20	5	±9	3.5	±0.2	
Experienced SH	100	±0	15	29	23	12	7	14	±3	2.6	±0.1	
MALE												
First-Year	100	±1	32	24	10	5	3	25	±3	2.0	±0.1	
Second-Year	100	±1	28	24	14	7	3	25	±3	2.1	±0.1	
Third-Year	100	±1	26	25	15	6	4	24	±3	2.2	±0.1	
Fourth-Year	100	±1	19	22	18	10	5	25	±3	2.4	±0.1	
Not Experienced USC	100	±1	26	24	15	7	4	25	±2	2.2	±0.1	
Experienced USC	97	±5	23	23	13	11	9	20	±14	2.5	±0.4	
Not Experienced SH	100	±1	27	23	14	6	4	26	±2	2.2	±0.1	
Experienced SH	100	±1	21	28	18	13	4	17	±5	2.4	±0.2	
USMA	100	±1	24	24	16	7	3	27	±3	2.2	±0.1	
First-Year	100	±1	32	23	12	7	2	23	±6	2.0	±0.2	
Second-Year	100	±0	26	26	11	6	1	29	±5	2.0	±0.2	
Third-Year	100	±0	25	23	14	4	3	30	±6	2.1	±0.2	
Fourth-Year	100	±1	15	23	22	11	4	23	±5	2.5	±0.2	
Experienced USC	100	±0	NR	NR	NR	NR	NR	NR		1.9	±0.6	
Experienced SH	100	±0	14	26	20	14	NR	25	±9	2.5	±0.3	
USNA	99	±1	23	24	15	8	6	24	±3	2.3	±0.1	
First-Year	99	±1	28	26	11	4	5	27	±5	2.1	±0.2	
Second-Year	99	±1	21	24	18	9	5	22	±5	2.4	±0.2	
Third-Year	100	±1	24	24	18	7	7	20	±5	2.3	±0.2	
Fourth-Year	99	±1	19	22	15	12	7	24	±5	2.6	±0.2	
Experienced USC	93	±12	NR	NR	NR	NR	NR	NR		3.1	±0.7	
Experienced SH	99	±2	20	31	15	13	6	14	±8	2.5	±0.2	
USAFA	100	±1	31	23	13	6	3	24	±2	2.0	±0.1	
First-Year	100	±0	37	23	8	5	2	24	±4	1.8	±0.1	
Second-Year	100	±1	37	21	12	6	2	22	±4	1.9	±0.1	
Third-Year	100	±1	29	27	14	6	3	22	±4	2.1	±0.2	
Fourth-Year	100	±1	24	20	18	6	4	29	±5	2.2	±0.2	
Experienced USC	100	±0	NR	NR	NR	NR	NR	NR		2.4	±0.7	
Experienced SH	100	±0	26	26	19	11	4	15	±6	2.3	±0.2	

Note. Percent responding are students who answered the question. Respondents who answered "No basis to judge" are not included in the Average Extent.
 NR: Not reportable

12. To what extent do you think students at your Academy...
c. Do not report sexual assault out of concern they or others will be punished for infractions, such as fraternization or underage drinking?

1. Not at all
 2. Small extent
 3. Moderate extent
 4. Large extent
 5. Very large extent
 DNA. No basis to judge

	Percent Responding		Percentages						Max ME	Average Extent		
			1	2	3	4	5	6				
TOTAL	100	±1	15	22	18	13	8	23	±2	2.7	±0.1	
USMA	100	±1	14	23	18	14	8	23	±3	2.7	±0.1	
USNA	99	±1	12	21	21	13	10	23	±2	2.8	±0.1	
USAFA	100	±1	19	23	17	11	6	24	±2	2.5	±0.1	
CLASS												
First-Year	100	±1	18	28	16	10	6	23	±3	2.4	±0.1	
Second-Year	100	±1	17	23	19	12	7	22	±2	2.6	±0.1	
Third-Year	99	±1	14	22	19	12	9	24	±3	2.7	±0.1	
Fourth-Year	99	±1	12	17	20	17	10	25	±3	2.9	±0.1	
GENDER												
Female	100	±0	7	22	22	19	15	15	±1	3.2	±0.1	
Male	99	±1	17	23	18	12	6	25	±2	2.6	±0.1	
EXPERIENCED BEHAVIORS												
Not Experienced USC	100	±1	15	23	18	13	7	24	±2	2.7	±0.1	
Experienced USC	99	±2	7	18	18	22	25	10	±6	3.4	±0.2	
Unwanted Touching	100	±0	13	15	21	22	14	15	±10	3.1	±0.3	
Attempted SA	100	±0	2	18	22	26	29	2	±10	3.6	±0.2	
Completed SA	96	±7	0	21	12	20	39	8	±14	3.8	±0.3	
Not Experienced SH	100	±1	17	22	18	11	6	25	±2	2.6	±0.1	
Experienced SH	100	±1	6	23	20	21	16	15	±2	3.2	±0.1	
FEMALE												
First-Year	100	±0	7	30	20	17	9	16	±3	2.9	±0.1	
Second-Year	100	±0	9	23	21	16	15	16	±2	3.0	±0.1	
Third-Year	100	±0	7	20	24	19	17	13	±2	3.2	±0.1	
Fourth-Year	100	±0	4	15	24	25	16	16	±1	3.4	±0.1	
Not Experienced USC	100	±0	7	22	23	18	13	16	±1	3.1	±0.1	
Experienced USC	100	±0	2	14	17	30	31	5	±3	3.8	±0.1	
Unwanted Touching	100	±0	3	13	14	37	21	12	±5	3.7	±0.2	
Attempted SA	100	±0	3	15	25	23	33	2	±5	3.7	±0.2	
Completed SA	100	±0	0	15	16	28	40	0	±5	3.9	±0.2	
Not Experienced SH	100	±0	10	25	21	15	9	20	±2	2.8	±0.1	
Experienced SH	100	±0	4	19	23	23	20	11	±1	3.4	±0.1	
USMA	100	±0	5	20	24	24	16	12	±2	3.3	±0.1	
First-Year	100	±0	3	23	24	23	16	12	±4	3.3	±0.1	
Second-Year	100	±0	10	22	23	17	16	12	±3	3.1	±0.1	
Third-Year	100	±0	4	23	24	21	18	11	±3	3.3	±0.1	
Fourth-Year	100	±0	3	12	25	32	15	13	±2	3.5	±0.1	
Experienced USC	100	±0	0	7	19	32	38	4	±5	4.0	±0.1	
Unwanted Touching	100	±0	0	10	9	43	29	9	±8	4.0	±0.2	
Attempted SA	100	±0	0	11	22	28	39	0	±9	4.0	±0.2	
Completed SA	100	±0	0	0	34	25	41	0	±8	4.1	±0.2	
Experienced SH	100	±0	3	15	22	28	22	10	±2	3.6	±0.1	

Note. Percent responding are students who answered the question. Respondents who answered "No basis to judge" are not included in the Average Extent.

12c. Continued	Percent Responding		Percentages						Max ME	Average Extent		
			1	2	3	4	5	6				
USNA	100	±0	6	19	24	20	17	15	±1	3.3	±0.1	
First-Year	100	±0	5	29	20	20	10	17	±4	3.0	±0.1	
Second-Year	100	±0	8	19	23	21	16	14	±2	3.2	±0.1	
Third-Year	100	±0	6	16	27	19	19	12	±2	3.3	±0.1	
Fourth-Year	100	±0	4	14	24	23	18	17	±2	3.5	±0.1	
Experienced USC	100	±0	0	14	17	36	29	4	±4	3.8	±0.1	
Unwanted Touching	100	±0	0	13	8	44	26	9	±6	3.9	±0.2	
Attempted SA	100	±0	0	12	31	25	31	0	±7	3.8	±0.2	
Completed SA	100	±0	0	16	17	34	33	0	±7	3.8	±0.2	
Experienced SH	100	±0	3	15	27	23	21	11	±2	3.5	±0.1	
USAFA	100	±0	9	26	20	15	12	19	±2	2.9	±0.1	
First-Year	100	±0	13	37	18	11	4	18	±6	2.4	±0.2	
Second-Year	100	±0	10	29	18	9	13	22	±4	2.8	±0.1	
Third-Year	100	±0	10	23	19	17	14	17	±3	3.0	±0.1	
Fourth-Year	100	±0	6	17	23	21	14	19	±2	3.3	±0.1	
Experienced USC	100	±0	6	20	16	23	27	8	±5	3.5	±0.2	
Unwanted Touching	100	±0	8	16	21	27	11	16	±9	3.2	±0.3	
Attempted SA	100	±0	9	21	23	13	27	7	±14	3.3	±0.4	
Completed SA	100	±0	0	25	5	25	45	0	±9	3.9	±0.3	
Experienced SH	100	±0	5	26	20	19	17	13	±3	3.2	±0.1	
MALE												
First-Year	100	±1	20	28	15	9	5	24	±3	2.3	±0.1	
Second-Year	100	±1	18	23	18	11	6	23	±3	2.5	±0.1	
Third-Year	99	±1	16	23	18	11	7	26	±3	2.6	±0.1	
Fourth-Year	99	±1	13	18	19	15	8	27	±3	2.8	±0.1	
Not Experienced USC	100	±1	17	23	18	12	6	25	±2	2.6	±0.1	
Experienced USC	97	±5	16	24	19	9	15	18	±14	2.8	±0.4	
Not Experienced SH	99	±1	18	22	18	11	6	26	±2	2.5	±0.1	
Experienced SH	99	±1	7	27	17	19	12	18	±4	3.0	±0.2	
USMA	100	±1	16	23	17	13	6	25	±3	2.6	±0.1	
First-Year	100	±1	21	26	13	10	6	24	±6	2.4	±0.2	
Second-Year	100	±0	16	24	18	11	5	25	±5	2.5	±0.2	
Third-Year	100	±1	14	25	18	10	5	28	±6	2.5	±0.2	
Fourth-Year	100	±1	12	19	18	18	9	24	±5	2.9	±0.2	
Experienced USC	100	±0	NR	NR	NR	NR	NR	NR		2.0	±0.7	
Experienced SH	100	±0	7	28	14	18	8	25	±9	2.9	±0.3	
USNA	99	±1	14	22	20	11	8	24	±3	2.7	±0.1	
First-Year	99	±1	14	29	18	8	6	25	±5	2.5	±0.2	
Second-Year	99	±1	13	21	22	14	8	22	±5	2.8	±0.2	
Third-Year	99	±1	15	20	18	10	10	27	±5	2.7	±0.2	
Fourth-Year	99	±1	13	20	22	13	9	22	±5	2.8	±0.2	
Experienced USC	93	±12	NR	NR	NR	NR	NR	NR		3.2	±0.6	
Experienced SH	99	±2	3	28	18	16	17	18	±8	3.2	±0.2	
USAFA	100	±1	21	23	16	11	5	25	±2	2.4	±0.1	
First-Year	100	±0	26	30	13	7	3	22	±4	2.1	±0.1	
Second-Year	99	±1	26	25	15	9	4	21	±4	2.3	±0.2	
Third-Year	99	±1	19	24	18	11	5	23	±4	2.5	±0.2	
Fourth-Year	99	±1	14	15	18	13	6	33	±5	2.7	±0.2	
Experienced USC	100	±0	NR	NR	NR	NR	NR	NR		3.1	±0.7	
Experienced SH	99	±1	12	24	19	22	9	14	±6	2.9	±0.2	

Note. Percent responding are students who answered the question. Respondents who answered "No basis to judge" are not included in the Average Extent.
NR: Not reportable

13. Based on the behavior you have observed, to what extent are students at your Academy willing to...
a. Confront other students who engage in sexual harassment, including inappropriate comments and actions?

- 1. Not at all
- 2. Small extent
- 3. Moderate extent
- 4. Large extent
- 5. Very large extent
- DNA. No basis to judge

	Percent Responding		Percentages						Max ME	Average Extent		
			1	2	3	4	5	6				
TOTAL	99	±1	4	22	30	20	10	14	±2	3.1	±0.1	
USMA	100	±1	3	21	29	22	10	15	±3	3.2	±0.1	
USNA	99	±1	5	26	31	16	8	15	±3	3.0	±0.1	
USAFA	99	±1	3	21	29	23	11	13	±2	3.2	±0.1	
CLASS												
First-Year	99	±1	4	18	30	23	13	11	±3	3.2	±0.1	
Second-Year	100	±1	4	21	31	22	9	12	±3	3.1	±0.1	
Third-Year	99	±1	3	24	30	17	10	15	±3	3.1	±0.1	
Fourth-Year	99	±1	4	26	28	19	8	16	±3	3.0	±0.1	
GENDER												
Female	100	±1	7	35	31	13	4	9	±1	2.7	±0.1	
Male	99	±1	3	20	29	22	11	15	±2	3.2	±0.1	
EXPERIENCED BEHAVIORS												
Not Experienced USC	99	±1	4	22	30	20	10	14	±2	3.1	±0.1	
Experienced USC	100	±0	14	36	24	16	6	4	±6	2.6	±0.2	
Unwanted Touching	100	±0	11	39	25	18	3	4	±9	2.6	±0.2	
Attempted SA	100	±0	17	39	25	14	2	3	±11	2.4	±0.2	
Completed SA	100	±0	14	30	20	16	14	5	±14	2.8	±0.4	
Not Experienced SH	99	±1	3	19	29	22	11	16	±2	3.2	±0.1	
Experienced SH	100	±1	9	37	31	13	5	6	±3	2.6	±0.1	
FEMALE												
First-Year	100	±1	8	31	34	14	5	7	±3	2.7	±0.1	
Second-Year	99	±1	7	33	30	17	4	9	±2	2.8	±0.1	
Third-Year	100	±1	8	39	29	12	5	8	±2	2.6	±0.1	
Fourth-Year	100	±0	6	36	31	11	5	12	±1	2.7	±0.1	
Not Experienced USC	100	±1	6	34	32	14	5	9	±1	2.7	±0.1	
Experienced USC	100	±0	13	46	25	10	2	3	±3	2.4	±0.1	
Unwanted Touching	100	±0	10	49	25	10	1	4	±5	2.4	±0.1	
Attempted SA	100	±0	19	44	21	10	2	4	±5	2.3	±0.1	
Completed SA	100	±0	11	42	30	11	3	2	±5	2.5	±0.1	
Not Experienced SH	100	±1	3	27	32	17	7	13	±2	3.0	±0.1	
Experienced SH	100	±1	10	42	30	10	2	5	±2	2.5	±0.1	
USMA	100	±0	8	38	31	12	4	7	±2	2.6	±0.1	
First-Year	100	±0	6	37	38	10	5	6	±4	2.7	±0.1	
Second-Year	100	±0	9	32	29	19	5	6	±4	2.8	±0.1	
Third-Year	100	±0	9	39	32	12	2	6	±3	2.6	±0.1	
Fourth-Year	100	±0	9	42	28	7	5	9	±2	2.5	±0.1	
Experienced USC	100	±0	20	42	25	5	3	4	±5	2.3	±0.1	
Unwanted Touching	100	±0	15	37	29	10	0	9	±8	2.4	±0.2	
Attempted SA	100	±0	28	44	17	6	6	0	±9	2.2	±0.2	
Completed SA	100	±0	15	46	33	0	6	0	±9	2.4	±0.2	
Experienced SH	100	±0	11	42	29	10	2	5	±2	2.5	±0.1	

Note. Percent responding are students who answered the question. Respondents who answered "No basis to judge" are not included in the Average Extent.

13a. Continued	Percent Responding		Percentages						Max ME	Average Extent		
			1	2	3	4	5	6				
USNA	100	±1	9	38	29	10	5	9	±2	2.6	±0.1	
First-Year	99	±1	15	36	26	13	3	7	±4	2.5	±0.1	
Second-Year	99	±1	8	42	29	11	3	8	±2	2.6	±0.1	
Third-Year	100	±0	11	35	33	9	4	7	±2	2.6	±0.1	
Fourth-Year	100	±0	3	40	27	9	8	13	±2	2.7	±0.1	
Experienced USC	100	±0	11	47	19	16	3	3	±4	2.5	±0.1	
Unwanted Touching	100	±0	9	61	21	4	4	0	±6	2.3	±0.1	
Attempted SA	100	±0	13	50	6	25	0	6	±7	2.5	±0.2	
Completed SA	100	±0	11	28	28	23	5	5	±7	2.8	±0.2	
Experienced SH	99	±1	12	46	27	7	2	6	±2	2.4	±0.1	
USAFA	100	±1	4	30	33	17	5	10	±2	2.9	±0.1	
First-Year	100	±0	4	24	39	18	7	7	±6	3.0	±0.2	
Second-Year	99	±1	4	26	33	22	3	12	±4	2.9	±0.1	
Third-Year	99	±1	2	43	23	15	7	10	±4	2.8	±0.1	
Fourth-Year	100	±0	5	28	37	15	2	13	±2	2.8	±0.1	
Experienced USC	100	±0	10	48	30	9	0	3	±6	2.4	±0.1	
Unwanted Touching	100	±0	8	49	24	15	0	4	±9	2.5	±0.2	
Attempted SA	100	±0	13	37	43	NR	NR	7	±12	2.3	±0.2	
Completed SA	100	±0	9	51	30	10	0	0	±9	2.4	±0.2	
Experienced SH	100	±1	6	39	34	13	3	4	±3	2.7	±0.1	
MALE												
First-Year	99	±1	4	15	29	25	14	12	±3	3.3	±0.1	
Second-Year	100	±1	3	19	31	23	10	13	±3	3.2	±0.1	
Third-Year	99	±1	2	21	30	18	11	17	±3	3.2	±0.1	
Fourth-Year	99	±1	3	24	27	21	8	17	±3	3.1	±0.1	
Not Experienced USC	99	±1	3	20	29	22	11	15	±2	3.2	±0.1	
Experienced USC	100	±0	14	21	23	25	11	6	±13	3.0	±0.4	
Not Experienced SH	99	±1	3	19	29	22	12	16	±2	3.3	±0.1	
Experienced SH	100	±1	9	31	31	16	7	6	±5	2.8	±0.1	
USMA	100	±1	3	18	28	24	12	16	±3	3.3	±0.1	
First-Year	99	±2	3	12	29	29	16	10	±6	3.5	±0.2	
Second-Year	100	±0	1	18	28	27	10	15	±5	3.3	±0.2	
Third-Year	100	±0	2	19	28	19	12	21	±6	3.2	±0.2	
Fourth-Year	99	±1	4	21	28	21	9	17	±5	3.1	±0.2	
Experienced USC	100	±0	NR	NR	NR	NR	NR	NR		3.4	±0.8	
Experienced SH	100	±0	6	26	31	21	11	5	±9	3.0	±0.3	
USNA	98	±1	4	23	32	17	9	16	±3	3.0	±0.1	
First-Year	99	±2	5	18	35	18	9	16	±6	3.1	±0.2	
Second-Year	99	±1	5	21	36	18	8	13	±5	3.0	±0.2	
Third-Year	98	±2	2	23	29	15	11	19	±6	3.1	±0.2	
Fourth-Year	98	±2	4	29	25	18	8	16	±6	3.0	±0.2	
Experienced USC	100	±0	NR	NR	NR	NR	NR	NR		3.2	±0.6	
Experienced SH	100	±0	10	35	30	14	2	9	±8	2.6	±0.2	
USAFA	99	±1	3	19	28	24	13	13	±2	3.3	±0.1	
First-Year	100	±0	3	15	23	29	19	10	±4	3.5	±0.1	
Second-Year	99	±1	4	17	29	25	13	12	±4	3.3	±0.1	
Third-Year	99	±1	3	21	33	20	11	12	±5	3.2	±0.1	
Fourth-Year	99	±1	3	21	27	23	9	17	±5	3.2	±0.2	
Experienced USC	100	±0	NR	NR	NR	NR	NR	NR		2.4	±0.5	
Experienced SH	99	±1	10	30	32	15	9	5	±7	2.8	±0.2	

Note. Percent responding are students who answered the question. Respondents who answered "No basis to judge" are not included in the Average Extent.
 NR: Not reportable

**13. Based on the behavior you have observed, to what extent are students at your Academy willing to...
 b. Report other students who continue to engage in sexual harassment after having been previously confronted?**

- 1. Not at all
- 2. Small extent
- 3. Moderate extent
- 4. Large extent
- 5. Very large extent
- DNA. No basis to judge

	Percent Responding		Percentages						Max ME	Average Extent		
			1	2	3	4	5	6				
TOTAL	99	±1	4	16	22	25	15	18	±2	3.4	±0.1	
USMA	100	±1	4	14	22	26	16	19	±3	3.4	±0.1	
USNA	99	±1	4	19	23	22	12	20	±2	3.2	±0.1	
USAFA	99	±1	3	15	21	27	17	17	±2	3.5	±0.1	
CLASS												
First-Year	99	±1	4	13	22	28	18	16	±3	3.5	±0.1	
Second-Year	99	±1	4	16	23	25	16	16	±3	3.4	±0.1	
Third-Year	99	±1	4	17	23	21	15	20	±3	3.3	±0.1	
Fourth-Year	99	±1	3	18	20	26	11	21	±3	3.3	±0.1	
GENDER												
Female	100	±1	6	27	28	18	6	15	±1	2.9	±0.1	
Male	99	±1	3	14	21	26	17	19	±2	3.5	±0.1	
EXPERIENCED BEHAVIORS												
Not Experienced USC	99	±1	3	16	22	25	15	19	±2	3.4	±0.1	
Experienced USC	99	±2	14	25	25	15	12	9	±7	2.9	±0.2	
Unwanted Touching	100	±0	12	22	24	13	15	13	±10	3.0	±0.3	
Attempted SA	100	±0	15	33	22	25	2	3	±13	2.6	±0.3	
Completed SA	96	±7	14	19	33	12	15	8	±14	2.9	±0.4	
Not Experienced SH	99	±1	3	14	21	26	16	20	±2	3.5	±0.1	
Experienced SH	100	±1	8	28	26	20	8	10	±2	2.9	±0.1	
FEMALE												
First-Year	100	±1	7	22	32	18	7	14	±3	3.0	±0.1	
Second-Year	99	±1	7	26	28	20	5	13	±2	2.9	±0.1	
Third-Year	100	±1	7	30	26	16	6	13	±2	2.8	±0.1	
Fourth-Year	100	±0	5	27	27	19	5	18	±1	2.9	±0.1	
Not Experienced USC	100	±1	6	26	28	18	6	15	±1	2.9	±0.1	
Experienced USC	100	±0	15	32	29	13	2	9	±3	2.5	±0.1	
Unwanted Touching	100	±0	14	31	25	14	1	15	±5	2.5	±0.1	
Attempted SA	100	±0	17	38	25	15	2	4	±5	2.5	±0.2	
Completed SA	100	±0	15	24	41	11	4	5	±5	2.6	±0.1	
Not Experienced SH	100	±1	3	21	27	21	9	20	±2	3.1	±0.1	
Experienced SH	100	±1	10	32	29	16	3	10	±1	2.7	±0.1	
USMA												
First-Year	100	±0	6	24	41	17	6	6	±4	2.9	±0.1	
Second-Year	100	±0	9	22	31	22	7	9	±4	2.9	±0.1	
Third-Year	100	±0	11	25	30	18	4	13	±3	2.8	±0.1	
Fourth-Year	100	±0	7	25	31	17	6	13	±2	2.9	±0.1	
Experienced USC	100	±0	18	32	19	18	2	10	±5	2.5	±0.2	
Unwanted Touching	100	±0	15	28	9	25	0	23	±8	2.6	±0.3	
Attempted SA	100	±0	28	33	23	11	6	0	±9	2.3	±0.2	
Completed SA	100	±0	14	28	33	19	0	6	±8	2.6	±0.2	
Experienced SH	100	±0	12	27	32	18	3	8	±2	2.7	±0.1	

Note. Percent responding are students who answered the question. Respondents who answered "No basis to judge" are not included in the Average Extent.

13b. Continued	Percent Responding		Percentages						Max ME	Average Extent		
			1	2	3	4	5	6				
USNA	100	±1	7	32	25	15	4	16	±1	2.7	±0.1	
First-Year	99	±1	10	26	24	13	5	22	±4	2.7	±0.1	
Second-Year	99	±1	8	37	24	14	3	14	±2	2.6	±0.1	
Third-Year	100	±0	6	34	30	13	4	12	±2	2.7	±0.1	
Fourth-Year	100	±0	5	30	22	19	6	18	±2	2.9	±0.1	
Experienced USC	100	±0	11	35	32	10	4	9	±4	2.6	±0.1	
Unwanted Touching	100	±0	4	52	22	13	0	9	±6	2.5	±0.1	
Attempted SA	100	±0	7	43	31	12	0	6	±8	2.5	±0.2	
Completed SA	100	±0	22	5	45	5	11	11	±7	2.8	±0.2	
Experienced SH	99	±1	9	38	26	12	3	13	±2	2.6	±0.1	
USAFA	100	±1	4	24	27	20	8	17	±2	3.0	±0.1	
First-Year	100	±0	5	18	31	22	11	14	±5	3.2	±0.2	
Second-Year	99	±1	4	19	30	23	6	17	±4	3.1	±0.1	
Third-Year	99	±1	5	32	19	18	12	15	±3	3.0	±0.1	
Fourth-Year	100	±0	3	25	29	19	3	21	±2	2.9	±0.1	
Experienced USC	100	±0	15	29	36	12	2	7	±6	2.5	±0.1	
Unwanted Touching	100	±0	21	15	40	7	4	13	±9	2.5	±0.2	
Attempted SA	100	±0	13	38	21	22	NR	7	±12	2.6	±0.3	
Completed SA	100	±0	9	37	43	10	0	0	±10	2.5	±0.2	
Experienced SH	100	±1	7	31	30	18	5	9	±3	2.8	±0.1	
MALE												
First-Year	99	±1	3	11	20	30	20	16	±3	3.6	±0.1	
Second-Year	99	±1	3	15	22	26	17	16	±3	3.5	±0.1	
Third-Year	99	±1	3	15	22	22	16	22	±3	3.4	±0.1	
Fourth-Year	99	±1	3	16	19	27	13	22	±3	3.4	±0.1	
Not Experienced USC	99	±1	3	14	21	26	16	19	±2	3.5	±0.1	
Experienced USC	97	±5	13	13	19	17	28	10	±14	3.4	±0.4	
Not Experienced SH	99	±1	3	13	21	26	17	20	±2	3.5	±0.1	
Experienced SH	99	±1	6	24	23	25	12	10	±4	3.1	±0.2	
USMA	100	±1	3	12	20	27	17	21	±3	3.5	±0.1	
First-Year	100	±1	3	7	20	31	23	17	±6	3.8	±0.2	
Second-Year	100	±0	2	12	20	30	19	17	±5	3.6	±0.2	
Third-Year	100	±0	5	14	18	22	16	26	±6	3.4	±0.2	
Fourth-Year	99	±1	3	16	20	27	13	22	±5	3.4	±0.2	
Experienced USC	100	±0	NR	NR	NR	NR	NR	NR		3.9	±0.8	
Experienced SH	100	±0	5	15	28	27	14	10	±9	3.3	±0.3	
USNA	98	±1	3	16	23	24	13	20	±3	3.3	±0.1	
First-Year	99	±2	4	16	20	29	13	18	±5	3.4	±0.2	
Second-Year	99	±1	4	18	25	21	15	17	±5	3.3	±0.2	
Third-Year	98	±2	2	14	26	20	16	22	±5	3.4	±0.2	
Fourth-Year	98	±2	3	18	19	25	10	24	±5	3.3	±0.2	
Experienced USC	93	±12	NR	NR	NR	NR	NR	NR		3.8	±0.6	
Experienced SH	99	±2	8	26	26	22	7	10	±8	2.9	±0.2	
USAFA	99	±1	3	14	20	28	19	16	±2	3.5	±0.1	
First-Year	100	±0	3	10	20	30	24	13	±4	3.7	±0.1	
Second-Year	99	±1	4	13	20	29	19	14	±4	3.5	±0.1	
Third-Year	99	±1	3	16	23	24	18	17	±4	3.5	±0.2	
Fourth-Year	99	±1	3	15	17	30	15	21	±5	3.5	±0.2	
Experienced USC	100	±0	NR	NR	NR	NR	NR	NR		2.5	±0.6	
Experienced SH	99	±1	6	26	16	27	15	10	±6	3.2	±0.2	

Note. Percent responding are students who answered the question. Respondents who answered "No basis to judge" are not included in the Average Extent.
NR: Not reportable

13. Based on the behavior you have observed, to what extent are students at your Academy willing to...

c. Report other students who commit sexual assault?

1. Not at all
 2. Small extent
 3. Moderate extent
 4. Large extent
 5. Very large extent
 DNA. No basis to judge

	Percent Responding		Percentages						Max ME	Average Extent		
			1	2	3	4	5	6				
TOTAL	99	±1	2	8	14	25	30	20	±2	3.9	±0.1	
USMA	100	±1	2	7	14	24	32	21	±3	4.0	±0.1	
USNA	99	±1	2	10	15	26	26	22	±2	3.8	±0.1	
USAFA	99	±1	2	7	14	26	33	18	±2	4.0	±0.1	
CLASS												
First-Year	99	±1	2	6	13	26	35	18	±3	4.1	±0.1	
Second-Year	99	±1	2	9	13	28	32	17	±3	3.9	±0.1	
Third-Year	99	±1	2	10	15	25	29	20	±3	3.9	±0.1	
Fourth-Year	99	±1	2	8	16	24	25	24	±3	3.8	±0.1	
GENDER												
Female	100	±1	4	16	22	25	15	18	±1	3.4	±0.1	
Male	99	±1	1	7	13	25	33	20	±2	4.0	±0.1	
EXPERIENCED BEHAVIORS												
Not Experienced USC	99	±1	2	8	14	26	30	20	±2	3.9	±0.1	
Experienced USC	100	±0	10	19	19	19	16	16	±7	3.1	±0.2	
Unwanted Touching	100	±0	6	15	20	18	18	23	±10	3.4	±0.3	
Attempted SA	100	±0	7	25	23	22	NR	9	±6	3.1	±0.3	
Completed SA	100	±0	15	22	16	22	17	9	±13	3.0	±0.4	
Not Experienced SH	99	±1	1	7	13	25	32	21	±2	4.0	±0.1	
Experienced SH	100	±1	4	14	20	27	21	14	±3	3.5	±0.1	
FEMALE												
First-Year	100	±1	3	13	23	24	19	18	±3	3.5	±0.1	
Second-Year	99	±1	5	15	19	29	14	18	±2	3.4	±0.1	
Third-Year	100	±1	5	19	22	27	14	14	±2	3.3	±0.1	
Fourth-Year	100	±1	2	16	24	22	13	23	±1	3.3	±0.1	
Not Experienced USC	100	±1	3	15	22	26	16	19	±1	3.4	±0.1	
Experienced USC	100	±0	11	29	22	19	6	14	±3	2.8	±0.1	
Unwanted Touching	100	±0	7	24	19	21	7	22	±5	3.0	±0.2	
Attempted SA	100	±0	8	29	26	25	2	10	±5	2.8	±0.2	
Completed SA	100	±0	17	32	24	11	7	7	±5	2.6	±0.2	
Not Experienced SH	100	±1	2	13	19	26	19	21	±2	3.6	±0.1	
Experienced SH	100	±1	5	18	24	25	12	15	±1	3.2	±0.1	
USMA	100	±1	6	16	22	26	14	16	±2	3.3	±0.1	
First-Year	100	±0	6	12	26	29	17	11	±4	3.4	±0.1	
Second-Year	100	±0	7	13	22	27	16	15	±3	3.4	±0.1	
Third-Year	100	±0	7	18	22	27	12	14	±3	3.2	±0.1	
Fourth-Year	99	±1	5	19	19	22	13	22	±2	3.3	±0.1	
Experienced USC	100	±0	17	25	22	22	2	14	±5	2.6	±0.2	
Unwanted Touching	100	±0	10	24	10	29	0	27	±8	2.8	±0.3	
Attempted SA	100	±0	16	28	28	23	0	5	±9	2.6	±0.2	
Completed SA	100	±0	22	19	34	13	6	6	±9	2.6	±0.2	
Experienced SH	100	±0	9	17	24	26	11	14	±2	3.2	±0.1	

Note. Percent responding are students who answered the question. Respondents who answered "No basis to judge" are not included in the Average Extent.
 NR: Not reportable

13c. Continued	Percent Responding		Percentages						Max ME	Average Extent		
			1	2	3	4	5	6				
USNA	100	±1	3	19	21	26	11	19	±1	3.3	±0.1	
First-Year	99	±1	4	18	21	17	15	25	±4	3.3	±0.1	
Second-Year	99	±1	5	22	20	27	6	20	±2	3.1	±0.1	
Third-Year	100	±0	2	20	20	32	12	12	±2	3.4	±0.1	
Fourth-Year	100	±0	2	18	23	23	12	22	±2	3.3	±0.1	
Experienced USC	100	±0	5	37	19	14	9	16	±4	2.8	±0.1	
Unwanted Touching	100	±0	4	44	17	13	4	17	±6	2.6	±0.2	
Attempted SA	100	±0	0	38	19	25	6	12	±7	3.0	±0.2	
Completed SA	100	±0	11	28	23	5	17	16	±7	2.9	±0.2	
Experienced SH	99	±1	4	21	23	25	8	19	±2	3.1	±0.1	
USAFA	100	±1	2	13	23	24	19	19	±2	3.5	±0.1	
First-Year	100	±0	0	10	22	25	25	18	±5	3.8	±0.2	
Second-Year	99	±1	3	11	15	31	21	18	±4	3.7	±0.1	
Third-Year	99	±1	5	18	23	22	18	15	±3	3.4	±0.1	
Fourth-Year	100	±0	1	13	29	21	12	24	±2	3.4	±0.1	
Experienced USC	100	±0	11	25	25	21	6	12	±6	2.8	±0.2	
Unwanted Touching	100	±0	8	8	29	21	15	20	±9	3.3	±0.2	
Attempted SA	100	±0	7	20	30	29	NR	14	±12	2.9	±0.3	
Completed SA	100	±0	20	45	19	16	0	0	±9	2.3	±0.2	
Experienced SH	100	±1	4	17	26	25	16	13	±3	3.4	±0.1	
MALE												
First-Year	99	±1	1	5	11	26	38	18	±3	4.2	±0.1	
Second-Year	99	±1	1	8	12	27	35	17	±3	4.1	±0.1	
Third-Year	99	±1	1	8	14	24	32	21	±3	4.0	±0.1	
Fourth-Year	99	±1	2	6	15	24	28	25	±3	3.9	±0.1	
Not Experienced USC	99	±1	1	7	13	25	33	20	±2	4.0	±0.1	
Experienced USC	100	±0	9	5	14	20	33	19	±14	3.8	±0.4	
Not Experienced SH	99	±1	1	6	13	25	34	21	±2	4.1	±0.1	
Experienced SH	99	±1	2	11	16	28	30	13	±5	3.8	±0.2	
USMA	100	±1	1	6	12	24	35	21	±3	4.1	±0.1	
First-Year	100	±1	0	3	11	24	44	18	±6	4.3	±0.2	
Second-Year	100	±0	0	6	10	26	41	16	±5	4.2	±0.1	
Third-Year	100	±1	1	5	15	21	33	25	±6	4.1	±0.2	
Fourth-Year	99	±1	2	9	13	24	26	27	±5	3.9	±0.2	
Experienced USC	100	±0	NR	NR	NR	NR	NR	NR		4.2	±0.9	
Experienced SH	100	±0	3	4	19	27	35	12	±10	4.0	±0.3	
USNA	98	±1	1	8	14	26	29	22	±3	3.9	±0.1	
First-Year	99	±2	3	7	11	27	30	22	±5	4.0	±0.2	
Second-Year	99	±1	1	11	13	27	28	19	±5	3.9	±0.2	
Third-Year	98	±2	1	10	13	25	29	22	±6	3.9	±0.2	
Fourth-Year	98	±2	1	4	18	24	26	25	±5	3.9	±0.2	
Experienced USC	100	±0	NR	NR	NR	NR	NR	NR		4.2	±0.4	
Experienced SH	100	±0	2	16	12	29	27	14	±8	3.7	±0.2	
USAFA	99	±1	2	6	12	27	36	18	±3	4.1	±0.1	
First-Year	100	±1	1	4	10	28	42	15	±4	4.2	±0.1	
Second-Year	99	±1	2	5	12	28	36	16	±4	4.1	±0.1	
Third-Year	99	±1	1	9	13	27	33	16	±5	4.0	±0.1	
Fourth-Year	99	±2	2	6	13	25	31	23	±5	4.0	±0.2	
Experienced USC	100	±0	NR	NR	NR	NR	NR	NR		2.8	±0.7	
Experienced SH	99	±2	2	9	17	29	30	12	±7	3.9	±0.2	

Note. Percent responding are students who answered the question. Respondents who answered "No basis to judge" are not included in the Average Extent.
NR: Not reportable

14. To what extent...

a. Are male students at your Academy protective of their female peers, as they would be of their sisters?

- 1. Not at all
- 2. Small extent
- 3. Moderate extent
- 4. Large extent
- 5. Very large extent

	Percent Responding		Percentages					Max ME	Average Extent		
			1	2	3	4	5				
TOTAL	99	±1	6	17	29	29	19	±2	3.4	±0.1	
USMA	99	±1	9	24	34	23	10	±3	3.0	±0.1	
USNA	99	±1	6	16	29	31	18	±2	3.4	±0.1	
USAFA	99	±1	4	10	24	33	30	±2	3.8	±0.1	
CLASS											
First-Year	100	±1	5	16	25	30	24	±3	3.5	±0.1	
Second-Year	99	±1	7	20	28	27	19	±3	3.3	±0.1	
Third-Year	99	±1	7	18	31	28	17	±3	3.3	±0.1	
Fourth-Year	99	±1	5	14	31	31	19	±3	3.4	±0.1	
GENDER											
Female	100	±1	3	13	29	33	22	±1	3.6	±0.1	
Male	99	±1	7	18	29	28	19	±2	3.3	±0.1	
EXPERIENCED BEHAVIORS											
Not Experienced USC	99	±1	6	17	29	29	19	±2	3.4	±0.1	
Experienced USC	100	±0	7	16	36	24	16	±6	3.3	±0.2	
Unwanted Touching	100	±0	9	18	37	28	9	±9	3.1	±0.2	
Attempted SA	100	±0	7	16	45	20	11	±11	3.1	±0.2	
Completed SA	100	±0	4	14	29	22	31	±11	3.6	±0.3	
Not Experienced SH	99	±1	6	17	28	29	20	±2	3.4	±0.1	
Experienced SH	100	±1	5	18	32	29	17	±3	3.3	±0.1	
FEMALE											
First-Year	100	±1	5	15	27	32	20	±3	3.5	±0.1	
Second-Year	99	±1	3	15	30	30	22	±2	3.5	±0.1	
Third-Year	100	±1	2	12	30	34	21	±2	3.6	±0.1	
Fourth-Year	100	±1	2	9	27	35	26	±1	3.7	±0.1	
Not Experienced USC	100	±1	3	12	28	34	23	±1	3.6	±0.1	
Experienced USC	100	±0	5	18	35	27	15	±3	3.3	±0.1	
Unwanted Touching	100	±0	4	21	29	30	15	±5	3.3	±0.1	
Attempted SA	100	±0	8	18	44	23	6	±5	3.0	±0.1	
Completed SA	100	±0	2	15	31	27	25	±5	3.6	±0.1	
Not Experienced SH	100	±1	2	8	24	35	30	±2	3.8	±0.1	
Experienced SH	100	±1	4	17	32	31	16	±2	3.4	±0.1	
USMA	100	±1	6	21	34	29	10	±2	3.2	±0.1	
First-Year	100	±0	9	21	32	31	6	±4	3.0	±0.1	
Second-Year	100	±0	6	24	34	23	13	±4	3.1	±0.1	
Third-Year	100	±0	4	20	35	31	11	±3	3.3	±0.1	
Fourth-Year	99	±1	5	18	36	31	11	±2	3.2	±0.1	
Experienced USC	100	±0	5	23	40	26	5	±5	3.0	±0.1	
Unwanted Touching	100	±0	4	34	34	28	0	±8	2.8	±0.2	
Attempted SA	100	±0	11	17	45	17	11	±9	3.0	±0.2	
Completed SA	100	±0	0	20	34	41	6	±8	3.3	±0.2	
Experienced SH	100	±0	7	25	35	27	7	±2	3.0	±0.1	

Note. Percent responding are students who answered the question.

14a. Continued	Percent Responding		Percentages					Max ME	Average Extent		
			1	2	3	4	5				
USNA	100	±1	3	11	31	32	23	±1	3.6	±0.1	
First-Year	99	±1	6	15	33	28	18	±4	3.4	±0.1	
Second-Year	99	±1	4	18	36	27	16	±2	3.3	±0.1	
Third-Year	100	±1	2	8	33	36	23	±2	3.7	±0.1	
Fourth-Year	100	±0	1	7	26	35	31	±2	3.9	±0.1	
Experienced USC	100	±0	5	12	42	21	19	±4	3.4	±0.1	
Unwanted Touching	100	±0	4	13	31	30	21	±6	3.5	±0.2	
Attempted SA	100	±0	13	12	50	25	0	±7	2.9	±0.2	
Completed SA	100	±0	0	11	50	6	34	±7	3.6	±0.2	
Experienced SH	99	±1	4	13	36	33	13	±2	3.4	±0.1	
USAFA	100	±1	1	8	21	38	32	±2	3.9	±0.1	
First-Year	100	±0	2	11	18	37	33	±6	3.9	±0.2	
Second-Year	99	±1	0	6	21	39	34	±4	4.0	±0.1	
Third-Year	100	±0	1	11	24	36	28	±4	3.8	±0.1	
Fourth-Year	100	±0	2	5	21	39	33	±2	4.0	±0.1	
Experienced USC	100	±0	4	18	25	32	21	±6	3.5	±0.2	
Unwanted Touching	100	±0	5	17	24	32	22	±9	3.5	±0.3	
Attempted SA	100	±0	NR	27	37	29	7	±12	3.2	±0.2	
Completed SA	100	±0	5	15	15	34	31	±10	3.7	±0.3	
Experienced SH	100	±0	2	13	26	33	27	±3	3.7	±0.1	
MALE											
First-Year	100	±1	5	17	25	29	25	±3	3.5	±0.1	
Second-Year	99	±1	7	20	28	27	18	±3	3.3	±0.1	
Third-Year	99	±1	8	19	31	27	15	±3	3.2	±0.1	
Fourth-Year	98	±1	6	15	32	30	17	±3	3.4	±0.1	
Not Experienced USC	99	±1	7	18	29	28	19	±2	3.3	±0.1	
Experienced USC	100	±0	11	14	38	20	17	±14	3.2	±0.4	
Not Experienced SH	99	±1	7	18	29	28	19	±2	3.4	±0.1	
Experienced SH	100	±1	6	18	32	26	17	±5	3.3	±0.1	
USMA	99	±1	10	25	33	22	10	±3	3.0	±0.1	
First-Year	100	±1	8	28	32	18	14	±6	3.0	±0.2	
Second-Year	100	±0	9	25	31	26	9	±5	3.0	±0.2	
Third-Year	100	±1	12	27	35	17	9	±6	2.8	±0.2	
Fourth-Year	98	±2	9	21	35	26	9	±6	3.0	±0.2	
Experienced USC	100	±0	NR	NR	NR	NR	NR		2.9	±0.6	
Experienced SH	100	±0	7	28	33	19	13	±10	3.0	±0.3	
USNA	99	±1	6	18	29	31	17	±3	3.3	±0.1	
First-Year	100	±1	6	16	26	33	19	±5	3.4	±0.2	
Second-Year	99	±1	8	24	28	25	14	±5	3.1	±0.2	
Third-Year	98	±2	6	16	29	34	15	±6	3.4	±0.2	
Fourth-Year	98	±2	4	15	31	30	20	±6	3.5	±0.2	
Experienced USC	100	±0	NR	NR	NR	NR	NR		3.6	±0.5	
Experienced SH	100	±0	8	20	35	22	14	±8	3.1	±0.2	
USAFA	99	±1	4	10	25	31	29	±3	3.7	±0.1	
First-Year	99	±1	1	6	16	35	42	±4	4.1	±0.1	
Second-Year	99	±1	5	11	23	29	32	±4	3.7	±0.1	
Third-Year	99	±1	6	14	28	30	22	±5	3.5	±0.1	
Fourth-Year	99	±2	4	9	29	33	24	±5	3.6	±0.2	
Experienced USC	100	±0	NR	NR	NR	NR	NR		3.0	±0.6	
Experienced SH	99	±1	4	9	28	35	24	±7	3.7	±0.2	

Note. Percent responding are students who answered the question.
 NR: Not reportable

14. To what extent...

b. Are female students at your Academy protective of their male peers, as they would be of their brothers?

- 1. Not at all
- 2. Small extent
- 3. Moderate extent
- 4. Large extent
- 5. Very large extent

	Percent Responding		Percentages					Max ME	Average Extent		
			1	2	3	4	5				
TOTAL	99	±1	20	29	25	16	10	±2	2.7	±0.1	
USMA	99	±1	30	33	21	11	5	±3	2.3	±0.1	
USNA	99	±1	18	29	27	17	9	±3	2.7	±0.1	
USAFA	99	±1	14	24	26	21	16	±2	3.0	±0.1	
CLASS											
First-Year	99	±1	21	27	25	17	11	±3	2.7	±0.1	
Second-Year	99	±1	22	31	24	14	9	±3	2.6	±0.1	
Third-Year	99	±1	23	29	24	15	9	±3	2.6	±0.1	
Fourth-Year	98	±1	16	29	26	19	10	±3	2.8	±0.1	
GENDER											
Female	100	±1	4	14	32	33	17	±1	3.4	±0.1	
Male	99	±1	24	32	23	13	8	±2	2.5	±0.1	
EXPERIENCED BEHAVIORS											
Not Experienced USC	99	±1	21	29	24	16	10	±2	2.7	±0.1	
Experienced USC	98	±2	15	22	29	24	10	±6	2.9	±0.2	
Unwanted Touching	97	±4	17	28	30	19	6	±10	2.7	±0.2	
Attempted SA	100	±0	12	16	31	31	9	±14	3.1	±0.3	
Completed SA	100	±0	14	18	23	28	17	±12	3.2	±0.3	
Not Experienced SH	99	±1	21	30	24	15	10	±2	2.6	±0.1	
Experienced SH	99	±1	16	25	28	23	9	±3	2.8	±0.1	
FEMALE											
First-Year	100	±1	6	16	29	30	18	±3	3.4	±0.1	
Second-Year	99	±1	5	16	32	32	15	±2	3.4	±0.1	
Third-Year	100	±1	3	13	35	32	17	±2	3.5	±0.1	
Fourth-Year	100	±1	2	12	31	36	19	±1	3.6	±0.1	
Not Experienced USC	100	±1	4	14	32	33	17	±1	3.5	±0.1	
Experienced USC	100	±0	6	16	35	30	14	±3	3.3	±0.1	
Unwanted Touching	100	±0	6	15	37	30	13	±5	3.3	±0.1	
Attempted SA	100	±0	6	12	36	35	10	±5	3.3	±0.2	
Completed SA	100	±0	5	20	29	26	20	±5	3.3	±0.2	
Not Experienced SH	99	±1	3	11	29	34	23	±2	3.6	±0.1	
Experienced SH	100	±1	5	16	35	32	12	±2	3.3	±0.1	
USMA	100	±1	8	26	34	25	7	±2	3.0	±0.1	
First-Year	100	±0	14	26	28	24	9	±4	2.9	±0.1	
Second-Year	100	±0	8	29	32	22	8	±4	2.9	±0.1	
Third-Year	100	±0	6	21	41	25	8	±3	3.1	±0.1	
Fourth-Year	99	±1	6	26	35	28	5	±2	3.0	±0.1	
Experienced USC	100	±0	13	20	37	26	4	±5	2.9	±0.1	
Unwanted Touching	100	±0	14	25	42	19	0	±8	2.7	±0.2	
Attempted SA	100	±0	17	6	33	33	11	±9	3.1	±0.3	
Completed SA	100	±0	6	34	34	26	0	±8	2.8	±0.2	
Experienced SH	100	±0	9	27	35	24	5	±2	2.9	±0.1	

Note. Percent responding are students who answered the question.

14b. Continued	Percent Responding		Percentages					Max ME	Average Extent		
			1	2	3	4	5				
USNA	100	±1	3	12	34	34	18	±1	3.5	±0.1	
First-Year	99	±1	6	15	32	31	16	±4	3.4	±0.1	
Second-Year	99	±1	4	15	36	34	11	±2	3.3	±0.1	
Third-Year	100	±1	2	12	35	32	20	±2	3.6	±0.1	
Fourth-Year	100	±0	1	8	31	38	22	±2	3.7	±0.1	
Experienced USC	100	±0	5	16	25	38	16	±4	3.4	±0.1	
Unwanted Touching	100	±0	4	9	22	52	13	±6	3.6	±0.2	
Attempted SA	100	±0	0	12	43	38	6	±7	3.4	±0.2	
Completed SA	100	±0	11	27	11	22	28	±7	3.3	±0.2	
Experienced SH	99	±1	4	13	38	35	10	±2	3.4	±0.1	
USAFA	100	±1	2	7	29	38	24	±2	3.8	±0.1	
First-Year	100	±0	1	8	28	35	28	±5	3.8	±0.1	
Second-Year	99	±1	2	8	28	37	26	±4	3.8	±0.1	
Third-Year	100	±0	3	8	31	39	20	±4	3.6	±0.1	
Fourth-Year	100	±0	2	6	28	39	25	±2	3.8	±0.1	
Experienced USC	100	±0	0	12	41	26	21	±6	3.6	±0.1	
Unwanted Touching	100	±0	0	13	45	20	22	±9	3.5	±0.2	
Attempted SA	100	±0	NR	20	30	36	13	±12	3.4	±0.2	
Completed SA	100	±0	0	5	40	28	26	±10	3.8	±0.2	
Experienced SH	100	±0	3	11	30	35	21	±3	3.6	±0.1	
MALE											
First-Year	99	±1	23	29	24	14	10	±3	2.6	±0.1	
Second-Year	99	±1	26	33	22	11	8	±3	2.4	±0.1	
Third-Year	99	±1	27	32	21	11	8	±3	2.4	±0.1	
Fourth-Year	98	±1	19	33	25	15	8	±3	2.6	±0.1	
Not Experienced USC	99	±1	24	32	23	13	8	±2	2.5	±0.1	
Experienced USC	96	±5	31	32	21	13	NR	±14	2.2	±0.4	
Not Experienced SH	99	±1	23	32	23	13	9	±2	2.5	±0.1	
Experienced SH	99	±1	27	33	21	13	6	±5	2.4	±0.1	
USMA	99	±1	34	34	19	9	5	±3	2.2	±0.1	
First-Year	100	±0	39	29	18	7	6	±6	2.1	±0.2	
Second-Year	100	±1	31	37	18	9	5	±5	2.2	±0.2	
Third-Year	99	±2	36	38	15	5	5	±6	2.0	±0.2	
Fourth-Year	98	±2	30	32	22	12	3	±5	2.3	±0.2	
Experienced USC	100	±0	NR	NR	NR	NR	NR		2.3	±0.7	
Experienced SH	100	±0	34	35	16	9	6	±10	2.2	±0.3	
USNA	98	±1	21	33	25	14	7	±3	2.5	±0.1	
First-Year	99	±1	22	31	29	15	4	±5	2.5	±0.2	
Second-Year	99	±1	25	37	23	9	6	±5	2.3	±0.2	
Third-Year	98	±2	24	31	22	15	8	±6	2.5	±0.2	
Fourth-Year	98	±2	15	34	28	14	9	±6	2.7	±0.2	
Experienced USC	100	±0	NR	NR	NR	NR	NR		2.3	±0.6	
Experienced SH	99	±2	27	35	22	11	4	±8	2.3	±0.2	
USAFA	99	±1	16	28	25	17	14	±2	2.8	±0.1	
First-Year	99	±1	9	26	24	21	20	±4	3.2	±0.1	
Second-Year	99	±1	20	26	25	15	14	±4	2.8	±0.2	
Third-Year	99	±1	22	29	27	13	10	±5	2.6	±0.2	
Fourth-Year	98	±2	13	31	24	19	12	±5	2.8	±0.2	
Experienced USC	87	±15	NR	NR	NR	NR	NR		2.2	±0.4	
Experienced SH	98	±2	22	29	23	19	7	±7	2.6	±0.2	

Note. Percent responding are students who answered the question.
 NR: Not reportable

14. To what extent...

c. Do men at your Academy like to be in workgroups/teams with women?

- 1. Not at all
- 2. Small extent
- 3. Moderate extent
- 4. Large extent
- 5. Very large extent

	Percent Responding		Percentages					Max ME	Average Extent		
			1	2	3	4	5				
TOTAL	98	±1	5	15	42	26	11	±2	3.2	±0.1	
USMA	98	±1	7	18	46	22	7	±3	3.0	±0.1	
USNA	98	±1	6	16	42	26	10	±3	3.2	±0.1	
USAFA	98	±1	3	11	39	31	16	±2	3.5	±0.1	
CLASS											
First-Year	99	±1	5	16	40	26	13	±3	3.3	±0.1	
Second-Year	98	±1	5	15	42	27	11	±3	3.2	±0.1	
Third-Year	98	±1	5	15	43	26	10	±3	3.2	±0.1	
Fourth-Year	98	±1	5	16	44	25	10	±3	3.2	±0.1	
GENDER											
Female	99	±1	4	17	44	25	9	±1	3.2	±0.1	
Male	98	±1	5	15	42	26	12	±2	3.2	±0.1	
EXPERIENCED BEHAVIORS											
Not Experienced USC	98	±1	5	15	43	26	11	±2	3.2	±0.1	
Experienced USC	99	±1	11	19	33	29	7	±6	3.0	±0.2	
Unwanted Touching	98	±2	10	15	38	31	6	±10	3.1	±0.2	
Attempted SA	100	±0	15	26	32	25	2	±10	2.7	±0.2	
Completed SA	100	±0	10	16	28	30	15	±12	3.2	±0.3	
Not Experienced SH	98	±1	5	15	42	26	12	±2	3.3	±0.1	
Experienced SH	99	±1	7	18	42	26	7	±3	3.1	±0.1	
FEMALE											
First-Year	100	±1	5	18	43	23	11	±3	3.2	±0.1	
Second-Year	99	±1	5	17	40	30	9	±2	3.2	±0.1	
Third-Year	99	±1	4	19	42	28	8	±2	3.2	±0.1	
Fourth-Year	100	±1	4	16	50	22	8	±1	3.1	±0.1	
Not Experienced USC	99	±1	4	17	45	26	9	±1	3.2	±0.1	
Experienced USC	99	±1	9	22	37	25	7	±3	3.0	±0.1	
Unwanted Touching	99	±1	8	16	46	23	7	±5	3.1	±0.1	
Attempted SA	100	±0	17	30	29	23	2	±5	2.6	±0.1	
Completed SA	100	±0	4	18	35	30	12	±5	3.3	±0.1	
Not Experienced SH	99	±1	2	12	43	30	13	±2	3.4	±0.1	
Experienced SH	100	±1	7	22	45	22	5	±2	3.0	±0.1	
USMA	100	±1	7	27	45	18	4	±2	2.9	±0.1	
First-Year	100	±0	6	25	46	20	4	±4	2.9	±0.1	
Second-Year	99	±1	10	27	38	19	6	±4	2.8	±0.1	
Third-Year	100	±0	6	29	45	17	3	±3	2.8	±0.1	
Fourth-Year	100	±0	7	25	50	15	3	±2	2.8	±0.1	
Experienced USC	100	±0	14	36	27	18	5	±5	2.6	±0.1	
Unwanted Touching	100	±0	14	29	33	15	9	±8	2.8	±0.2	
Attempted SA	100	±0	28	33	17	22	0	±9	2.3	±0.2	
Completed SA	100	±0	0	41	33	20	6	±8	2.9	±0.2	
Experienced SH	100	±0	10	33	41	14	2	±2	2.6	±0.1	

Note. Percent responding are students who answered the question.

14c. Continued	Percent Responding		Percentages					Max ME	Average Extent		
			1	2	3	4	5				
USNA	99	±1	5	14	47	27	8	±2	3.2	±0.1	
First-Year	99	±1	7	14	47	21	11	±4	3.2	±0.1	
Second-Year	99	±1	5	14	48	29	5	±2	3.2	±0.1	
Third-Year	99	±1	3	16	42	33	7	±2	3.2	±0.1	
Fourth-Year	100	±1	4	13	51	22	9	±2	3.2	±0.1	
Experienced USC	98	±1	7	9	48	30	6	±4	3.2	±0.1	
Unwanted Touching	96	±2	5	4	59	31	0	±6	3.2	±0.1	
Attempted SA	100	±0	12	12	50	19	6	±7	2.9	±0.2	
Completed SA	100	±0	5	11	33	38	12	±8	3.4	±0.2	
Experienced SH	99	±1	6	17	48	25	4	±2	3.0	±0.1	
USAFA	99	±1	2	13	41	31	13	±2	3.4	±0.1	
First-Year	100	±0	4	15	38	27	17	±6	3.4	±0.2	
Second-Year	99	±1	2	11	32	40	14	±4	3.5	±0.1	
Third-Year	99	±1	2	13	40	32	13	±4	3.4	±0.1	
Fourth-Year	99	±1	2	13	49	25	11	±2	3.3	±0.1	
Experienced USC	100	±0	5	21	37	26	10	±6	3.1	±0.2	
Unwanted Touching	100	±0	5	16	45	23	11	±9	3.2	±0.2	
Attempted SA	100	±0	7	43	22	28	NR	±12	2.7	±0.2	
Completed SA	100	±0	5	9	39	30	16	±10	3.4	±0.2	
Experienced SH	100	±0	4	17	44	27	8	±3	3.2	±0.1	
MALE											
First-Year	98	±1	6	15	39	26	14	±3	3.3	±0.1	
Second-Year	98	±1	5	14	43	26	12	±3	3.3	±0.1	
Third-Year	98	±1	6	14	43	26	11	±3	3.2	±0.1	
Fourth-Year	98	±1	5	15	43	26	11	±3	3.2	±0.1	
Not Experienced USC	98	±1	5	15	42	26	12	±2	3.2	±0.1	
Experienced USC	98	±3	16	15	26	36	8	±14	3.1	±0.4	
Not Experienced SH	98	±1	5	15	42	26	12	±2	3.3	±0.1	
Experienced SH	99	±1	8	14	39	30	9	±5	3.2	±0.1	
USMA	98	±1	7	17	46	22	8	±3	3.1	±0.1	
First-Year	99	±2	7	18	44	22	8	±6	3.1	±0.2	
Second-Year	98	±2	4	13	48	26	9	±5	3.2	±0.1	
Third-Year	98	±2	9	19	46	18	8	±6	3.0	±0.2	
Fourth-Year	98	±2	6	17	47	23	7	±6	3.1	±0.1	
Experienced USC	100	±0	NR	NR	NR	NR	NR		3.2	±0.6	
Experienced SH	99	±2	10	8	57	15	10	±10	3.1	±0.2	
USNA	98	±1	6	17	42	25	10	±3	3.2	±0.1	
First-Year	99	±2	7	17	42	23	11	±6	3.1	±0.2	
Second-Year	99	±2	6	20	39	25	10	±5	3.1	±0.2	
Third-Year	98	±2	6	15	40	27	12	±6	3.3	±0.2	
Fourth-Year	97	±2	4	15	46	25	9	±6	3.2	±0.2	
Experienced USC	100	±0	NR	NR	NR	NR	NR		3.0	±0.5	
Experienced SH	100	±0	10	21	34	31	5	±8	3.0	±0.2	
USAFA	98	±1	3	11	38	31	17	±3	3.5	±0.1	
First-Year	97	±2	2	10	31	34	23	±4	3.7	±0.1	
Second-Year	99	±1	4	9	42	27	18	±4	3.5	±0.1	
Third-Year	98	±2	3	9	44	31	13	±5	3.4	±0.1	
Fourth-Year	98	±2	4	14	36	30	15	±5	3.4	±0.1	
Experienced USC	95	±7	NR	NR	NR	NR	NR		3.1	±0.6	
Experienced SH	99	±2	6	11	32	40	12	±7	3.4	±0.2	

Note. Percent responding are students who answered the question.
 NR: Not reportable

14. To what extent...

d. Do women at your Academy like to be in workgroups/teams with men?

- 1. Not at all
- 2. Small extent
- 3. Moderate extent
- 4. Large extent
- 5. Very large extent

	Percent Responding		Percentages					Max ME	Average Extent		Bar
			1	2	3	4	5				
TOTAL	97	±1	2	8	44	31	14	±2	3.5	±0.1	
USMA	97	±1	2	9	50	28	10	±3	3.3	±0.1	
USNA	97	±1	3	9	45	30	14	±3	3.4	±0.1	
USAFA	97	±1	1	6	38	35	19	±2	3.6	±0.1	
CLASS											
First-Year	98	±1	2	8	43	30	16	±3	3.5	±0.1	
Second-Year	97	±1	3	7	44	31	15	±3	3.5	±0.1	
Third-Year	97	±1	2	9	45	30	14	±3	3.5	±0.1	
Fourth-Year	97	±1	2	8	45	33	12	±3	3.5	±0.1	
GENDER											
Female	99	±1	0	4	38	43	14	±1	3.7	±0.1	
Male	97	±1	2	9	45	29	14	±2	3.4	±0.1	
EXPERIENCED BEHAVIORS											
Not Experienced USC	97	±1	2	8	44	31	14	±2	3.5	±0.1	
Experienced USC	98	±2	2	8	38	41	11	±6	3.5	±0.1	
Unwanted Touching	96	±4	2	9	41	38	11	±9	3.5	±0.2	
Attempted SA	100	±0	0	2	45	48	6	±9	3.6	±0.1	
Completed SA	100	±0	0	13	30	40	17	±11	3.6	±0.2	
Not Experienced SH	97	±1	2	8	45	30	15	±2	3.5	±0.1	
Experienced SH	98	±1	2	9	41	38	11	±3	3.5	±0.1	
FEMALE											
First-Year	99	±1	0	4	43	35	17	±3	3.7	±0.1	
Second-Year	99	±1	0	6	35	46	13	±2	3.7	±0.1	
Third-Year	99	±1	1	4	40	44	12	±2	3.6	±0.1	
Fourth-Year	99	±1	0	3	36	45	15	±1	3.7	±0.1	
Not Experienced USC	99	±1	0	4	38	43	14	±1	3.7	±0.1	
Experienced USC	99	±1	0	6	39	42	13	±3	3.6	±0.1	
Unwanted Touching	99	±1	0	9	41	37	13	±5	3.5	±0.1	
Attempted SA	100	±0	0	2	44	48	6	±5	3.6	±0.1	
Completed SA	100	±0	0	8	30	43	19	±5	3.7	±0.1	
Not Experienced SH	99	±1	0	3	34	43	19	±2	3.8	±0.1	
Experienced SH	99	±1	0	5	41	43	10	±2	3.6	±0.1	
USMA	99	±1	0	7	45	40	7	±2	3.5	±0.1	
First-Year	100	±0	0	4	49	39	8	±4	3.5	±0.1	
Second-Year	99	±1	1	11	41	41	7	±4	3.4	±0.1	
Third-Year	99	±1	0	5	48	40	7	±3	3.5	±0.1	
Fourth-Year	99	±1	0	7	45	39	8	±2	3.5	±0.1	
Experienced USC	100	±0	0	15	39	37	9	±5	3.4	±0.1	
Unwanted Touching	100	±0	0	29	47	19	5	±8	3.0	±0.2	
Attempted SA	100	±0	0	5	39	44	12	±9	3.6	±0.2	
Completed SA	100	±0	0	7	27	54	13	±8	3.7	±0.2	
Experienced SH	100	±1	0	9	48	38	5	±2	3.4	±0.1	

Note. Percent responding are students who answered the question.

14d. Continued	Percent Responding		Percentages					Max ME	Average Extent		
			1	2	3	4	5				
USNA	99	±1	0	3	37	44	15	±2	3.7	±0.1	
First-Year	98	±1	0	5	44	31	20	±4	3.7	±0.1	
Second-Year	99	±1	0	5	34	48	13	±2	3.7	±0.1	
Third-Year	100	±1	1	3	39	46	11	±2	3.6	±0.1	
Fourth-Year	99	±1	0	1	35	47	17	±2	3.8	±0.1	
Experienced USC	98	±1	0	4	43	41	13	±4	3.6	±0.1	
Unwanted Touching	96	±2	0	0	40	46	14	±6	3.7	±0.1	
Attempted SA	100	±0	0	0	57	37	6	±7	3.5	±0.1	
Completed SA	100	±0	0	11	33	39	18	±7	3.6	±0.2	
Experienced SH	99	±1	1	3	40	45	11	±2	3.6	±0.1	
USAFA	99	±1	0	3	33	45	19	±2	3.8	±0.1	
First-Year	99	±1	1	4	37	36	22	±6	3.8	±0.1	
Second-Year	98	±1	0	3	31	47	19	±4	3.8	±0.1	
Third-Year	99	±1	1	4	33	45	16	±4	3.7	±0.1	
Fourth-Year	98	±1	0	3	31	48	18	±2	3.8	±0.1	
Experienced USC	100	±0	0	2	36	46	17	±6	3.8	±0.1	
Unwanted Touching	100	±0	0	0	37	44	20	±9	3.8	±0.2	
Attempted SA	100	±0	NR	NR	36	64	NR	±11	3.6	±0.2	
Completed SA	100	±0	0	5	30	40	25	±9	3.9	±0.2	
Experienced SH	99	±1	0	4	36	46	13	±3	3.7	±0.1	
MALE											
First-Year	98	±1	3	9	43	29	16	±3	3.5	±0.1	
Second-Year	97	±1	3	7	46	28	15	±3	3.4	±0.1	
Third-Year	96	±2	2	10	46	27	15	±3	3.4	±0.1	
Fourth-Year	96	±2	2	9	47	30	12	±3	3.4	±0.1	
Not Experienced USC	97	±1	2	9	46	28	14	±2	3.4	±0.1	
Experienced USC	96	±5	4	11	38	39	8	±14	3.3	±0.3	
Not Experienced SH	97	±1	2	9	46	28	15	±2	3.4	±0.1	
Experienced SH	97	±2	3	12	42	32	11	±5	3.4	±0.1	
USMA	96	±1	3	10	51	26	11	±3	3.3	±0.1	
First-Year	99	±2	4	13	49	24	12	±6	3.3	±0.2	
Second-Year	97	±2	3	6	53	29	10	±5	3.4	±0.1	
Third-Year	96	±3	3	9	53	23	12	±6	3.3	±0.2	
Fourth-Year	95	±3	2	12	49	27	10	±6	3.3	±0.1	
Experienced USC	100	±0	NR	NR	NR	NR	NR		3.2	±0.4	
Experienced SH	95	±4	2	15	54	20	9	±10	3.2	±0.2	
USNA	97	±1	3	10	46	28	13	±3	3.4	±0.1	
First-Year	98	±2	2	11	46	28	13	±6	3.4	±0.1	
Second-Year	96	±2	5	10	44	28	14	±6	3.4	±0.2	
Third-Year	98	±2	3	11	43	28	16	±6	3.4	±0.2	
Fourth-Year	97	±2	2	9	51	27	11	±6	3.3	±0.1	
Experienced USC	100	±0	NR	NR	NR	NR	NR		3.4	±0.5	
Experienced SH	98	±2	4	10	41	33	13	±8	3.4	±0.2	
USAFA	97	±1	2	7	40	33	19	±3	3.6	±0.1	
First-Year	97	±2	2	4	32	35	26	±4	3.8	±0.1	
Second-Year	98	±2	2	6	42	28	22	±4	3.6	±0.1	
Third-Year	96	±2	1	9	43	31	16	±5	3.5	±0.1	
Fourth-Year	96	±2	1	8	41	36	15	±5	3.6	±0.1	
Experienced USC	87	±15	NR	NR	NR	NR	NR		3.4	±0.5	
Experienced SH	97	±3	2	13	34	40	12	±7	3.5	±0.2	

Note. Percent responding are students who answered the question.
 NR: Not reportable

14. To what extent...

e. Do people at your Academy who sexually harass others get away with it?

- 1. Not at all
- 2. Small extent
- 3. Moderate extent
- 4. Large extent
- 5. Very large extent

	Percent Responding		Percentages					Max ME	Average Extent		
			1	2	3	4	5				
TOTAL	98	±1	23	46	20	7	4	±2	2.2	±0.1	
USMA	98	±1	22	44	22	7	4	±3	2.3	±0.1	
USNA	98	±1	19	45	22	9	4	±3	2.3	±0.1	
USAFA	98	±1	28	48	15	6	3	±2	2.1	±0.1	
CLASS											
First-Year	98	±1	25	47	17	7	4	±3	2.2	±0.1	
Second-Year	99	±1	24	46	18	8	4	±3	2.2	±0.1	
Third-Year	97	±1	23	44	22	7	4	±3	2.2	±0.1	
Fourth-Year	98	±1	20	46	22	8	4	±3	2.3	±0.1	
GENDER											
Female	98	±1	11	43	26	13	7	±1	2.6	±0.1	
Male	98	±1	25	47	19	6	3	±2	2.2	±0.1	
EXPERIENCED BEHAVIORS											
Not Experienced USC	98	±1	24	46	20	7	4	±2	2.2	±0.1	
Experienced USC	99	±1	5	36	28	21	11	±6	3.0	±0.2	
Unwanted Touching	98	±2	6	41	23	25	5	±9	2.8	±0.2	
Attempted SA	100	±0	0	32	36	11	22	±11	3.2	±0.2	
Completed SA	100	±0	8	32	27	23	11	±14	3.0	±0.3	
Not Experienced SH	98	±1	26	48	18	6	3	±2	2.1	±0.1	
Experienced SH	99	±1	8	38	30	16	9	±3	2.8	±0.1	
FEMALE											
First-Year	98	±1	10	50	22	10	8	±3	2.6	±0.1	
Second-Year	98	±1	12	40	28	12	9	±2	2.7	±0.1	
Third-Year	99	±1	12	42	27	14	6	±2	2.6	±0.1	
Fourth-Year	99	±1	11	41	28	15	5	±1	2.6	±0.1	
Not Experienced USC	98	±1	12	44	25	12	6	±1	2.6	±0.1	
Experienced USC	99	±1	2	28	32	22	16	±3	3.2	±0.1	
Unwanted Touching	99	±1	4	33	27	24	11	±5	3.0	±0.2	
Attempted SA	100	±0	0	23	40	12	25	±6	3.4	±0.2	
Completed SA	100	±0	0	26	34	28	11	±5	3.2	±0.1	
Not Experienced SH	97	±1	18	53	20	7	2	±2	2.2	±0.1	
Experienced SH	99	±1	5	34	31	18	11	±2	3.0	±0.1	
USMA	99	±1	9	38	29	14	9	±2	2.8	±0.1	
First-Year	99	±1	11	40	29	9	11	±4	2.7	±0.1	
Second-Year	98	±1	9	36	29	11	14	±4	2.8	±0.1	
Third-Year	100	±0	7	41	29	18	6	±3	2.7	±0.1	
Fourth-Year	97	±1	12	35	29	17	7	±2	2.7	±0.1	
Experienced USC	100	±0	2	25	36	18	20	±5	3.3	±0.1	
Unwanted Touching	100	±0	5	29	33	24	10	±8	3.1	±0.2	
Attempted SA	100	±0	0	28	34	11	28	±9	3.4	±0.2	
Completed SA	100	±0	0	19	48	20	14	±8	3.3	±0.2	
Experienced SH	99	±1	5	30	33	18	13	±2	3.0	±0.1	

Note. Percent responding are students who answered the question.

14e. Continued	Percent Responding		Percentages					Max ME	Average Extent		
			1	2	3	4	5				
USNA	99	±1	7	41	28	16	8	±2	2.8	±0.1	
First-Year	98	±2	2	49	24	18	8	±4	2.8	±0.1	
Second-Year	98	±1	7	34	36	14	9	±2	2.8	±0.1	
Third-Year	99	±1	11	38	27	15	8	±2	2.7	±0.1	
Fourth-Year	100	±1	7	44	27	16	6	±2	2.7	±0.1	
Experienced USC	98	±1	0	28	28	29	15	±4	3.3	±0.1	
Unwanted Touching	96	±2	0	31	13	46	10	±6	3.3	±0.2	
Attempted SA	100	±0	0	19	50	12	19	±7	3.3	±0.2	
Completed SA	100	±0	0	33	28	23	16	±7	3.2	±0.2	
Experienced SH	99	±1	2	30	30	24	13	±2	3.2	±0.1	
USAFA	98	±1	16	49	22	10	4	±2	2.4	±0.1	
First-Year	98	±2	16	60	15	4	4	±6	2.2	±0.1	
Second-Year	97	±2	18	49	19	10	4	±4	2.3	±0.1	
Third-Year	99	±1	17	46	24	10	4	±4	2.4	±0.1	
Fourth-Year	98	±1	13	43	27	13	3	±2	2.5	±0.1	
Experienced USC	100	±0	3	29	33	19	15	±6	3.1	±0.2	
Unwanted Touching	100	±0	7	37	34	8	13	±9	2.8	±0.3	
Attempted SA	100	±0	NR	22	38	14	27	±12	3.5	±0.3	
Completed SA	100	±0	0	26	30	39	5	±10	3.2	±0.2	
Experienced SH	100	±0	8	44	29	13	7	±3	2.7	±0.1	
MALE											
First-Year	99	±1	28	46	16	6	3	±3	2.1	±0.1	
Second-Year	99	±1	26	48	16	8	3	±3	2.1	±0.1	
Third-Year	97	±1	25	45	21	5	4	±3	2.2	±0.1	
Fourth-Year	98	±1	22	47	21	6	3	±3	2.2	±0.1	
Not Experienced USC	98	±1	26	46	19	6	3	±2	2.1	±0.1	
Experienced USC	98	±3	10	48	20	19	2	±14	2.6	±0.3	
Not Experienced SH	98	±1	27	47	17	5	3	±2	2.1	±0.1	
Experienced SH	99	±1	10	42	30	13	6	±5	2.6	±0.1	
USMA	98	±1	24	46	21	6	3	±3	2.2	±0.1	
First-Year	100	±1	28	46	18	5	4	±6	2.1	±0.2	
Second-Year	100	±1	29	45	19	5	2	±5	2.1	±0.1	
Third-Year	97	±2	24	44	23	6	3	±6	2.2	±0.2	
Fourth-Year	97	±2	17	47	24	8	3	±6	2.3	±0.2	
Experienced USC	100	±0	NR	NR	NR	NR	NR		2.5	±0.4	
Experienced SH	99	±2	14	41	33	7	5	±10	2.5	±0.2	
USNA	97	±1	22	46	21	8	4	±3	2.2	±0.1	
First-Year	98	±2	24	46	17	8	4	±6	2.2	±0.2	
Second-Year	97	±2	19	49	17	12	3	±5	2.3	±0.2	
Third-Year	96	±2	24	42	27	3	4	±6	2.2	±0.2	
Fourth-Year	98	±2	20	46	23	7	3	±6	2.3	±0.2	
Experienced USC	100	±0	NR	NR	NR	NR	NR		2.5	±0.5	
Experienced SH	98	±2	5	41	33	16	6	±8	2.8	±0.2	
USAFA	98	±1	30	48	14	5	3	±3	2.0	±0.1	
First-Year	98	±1	34	47	13	4	2	±4	1.9	±0.1	
Second-Year	99	±1	30	49	11	6	3	±4	2.0	±0.1	
Third-Year	97	±2	28	48	15	5	4	±5	2.1	±0.1	
Fourth-Year	98	±2	29	48	16	4	4	±5	2.1	±0.1	
Experienced USC	95	±7	NR	NR	NR	NR	NR		2.6	±0.5	
Experienced SH	99	±2	11	44	24	13	7	±7	2.6	±0.2	

Note. Percent responding are students who answered the question.
 NR: Not reportable

14. To what extent...
f. Do students at your Academy feel comfortable reporting sensitive issues, such as discrimination, harassment, or sexual assault to Academy staff?

1. Not at all 2. Small extent 3. Moderate extent
 4. Large extent 5. Very large extent

	Percent Responding		Percentages					Max ME	Average Extent		
			1	2	3	4	5				
TOTAL	98	±1	5	20	35	26	14	±2	3.2	±0.1	
USMA	98	±1	4	18	35	28	15	±3	3.3	±0.1	
USNA	97	±1	6	24	36	23	11	±3	3.1	±0.1	
USAFA	98	±1	4	19	34	27	16	±2	3.3	±0.1	
CLASS											
First-Year	98	±1	5	18	33	29	16	±3	3.3	±0.1	
Second-Year	98	±1	5	21	33	27	14	±3	3.3	±0.1	
Third-Year	97	±1	5	21	36	23	15	±3	3.2	±0.1	
Fourth-Year	98	±1	4	21	38	25	12	±3	3.2	±0.1	
GENDER											
Female	99	±1	7	31	37	19	6	±1	2.9	±0.1	
Male	98	±1	4	18	35	27	16	±2	3.3	±0.1	
EXPERIENCED BEHAVIORS											
Not Experienced USC	98	±1	4	20	35	26	14	±2	3.3	±0.1	
Experienced USC	100	±0	13	35	29	18	6	±6	2.7	±0.2	
Unwanted Touching	100	±0	14	25	35	21	6	±9	2.8	±0.3	
Attempted SA	100	±0	13	46	28	13	0	±9	2.4	±0.1	
Completed SA	100	±0	10	47	21	13	9	±14	2.6	±0.3	
Not Experienced SH	97	±1	4	17	35	28	16	±2	3.4	±0.1	
Experienced SH	99	±1	8	34	36	17	5	±3	2.8	±0.1	
FEMALE											
First-Year	98	±1	9	28	35	21	7	±3	2.9	±0.1	
Second-Year	99	±1	7	32	31	24	6	±2	2.9	±0.1	
Third-Year	99	±1	7	37	37	14	5	±2	2.7	±0.1	
Fourth-Year	99	±1	6	28	41	18	7	±1	2.9	±0.1	
Not Experienced USC	99	±1	6	31	37	20	7	±1	2.9	±0.1	
Experienced USC	100	±0	14	39	33	13	1	±3	2.5	±0.1	
Unwanted Touching	100	±0	16	31	38	15	0	±5	2.5	±0.1	
Attempted SA	100	±0	14	39	31	15	0	±5	2.5	±0.1	
Completed SA	100	±0	9	50	30	8	2	±5	2.4	±0.1	
Not Experienced SH	98	±1	5	23	39	23	10	±2	3.1	±0.1	
Experienced SH	99	±1	9	39	34	16	2	±2	2.6	±0.1	
USMA	100	±1	7	32	38	19	5	±2	2.8	±0.1	
First-Year	100	±0	6	31	36	20	6	±4	2.9	±0.1	
Second-Year	99	±1	10	28	34	24	3	±4	2.8	±0.1	
Third-Year	100	±0	8	39	37	13	3	±3	2.6	±0.1	
Fourth-Year	99	±1	5	29	41	20	6	±2	2.9	±0.1	
Experienced USC	100	±0	14	35	42	9	0	±5	2.5	±0.1	
Unwanted Touching	100	±0	15	29	42	14	0	±8	2.6	±0.2	
Attempted SA	100	±0	11	51	32	6	0	±9	2.3	±0.2	
Completed SA	100	±0	6	27	60	6	0	±8	2.7	±0.1	
Experienced SH	100	±0	9	38	34	17	2	±2	2.6	±0.1	

Note. Percent responding are students who answered the question.

14f. Continued	Percent Responding		Percentages					Max ME	Average Extent		
			1	2	3	4	5				
USNA	99	±1	9	34	37	14	6	±2	2.7	±0.1	
First-Year	97	±2	16	36	31	14	3	±4	2.5	±0.1	
Second-Year	99	±1	10	39	31	15	5	±2	2.7	±0.1	
Third-Year	99	±1	7	37	40	11	6	±2	2.7	±0.1	
Fourth-Year	99	±1	4	27	43	19	7	±2	3.0	±0.1	
Experienced USC	100	±0	14	51	21	12	2	±4	2.4	±0.1	
Unwanted Touching	100	±0	18	30	26	26	0	±6	2.6	±0.2	
Attempted SA	100	±0	19	56	18	6	0	±8	2.1	±0.2	
Completed SA	100	±0	5	73	17	0	5	±6	2.3	±0.1	
Experienced SH	99	±1	10	42	36	10	2	±2	2.5	±0.1	
USAFA	98	±1	6	28	35	24	8	±2	3.0	±0.1	
First-Year	97	±2	4	19	40	28	10	±6	3.2	±0.2	
Second-Year	98	±1	2	28	29	33	8	±4	3.2	±0.1	
Third-Year	99	±1	7	34	32	20	7	±4	2.8	±0.1	
Fourth-Year	99	±1	8	30	39	16	7	±2	2.8	±0.1	
Experienced USC	100	±0	15	33	36	17	0	±6	2.5	±0.1	
Unwanted Touching	100	±0	16	33	43	7	0	±9	2.4	±0.2	
Attempted SA	100	±0	13	7	44	36	NR	±11	3.0	±0.2	
Completed SA	100	±0	15	48	21	16	0	±10	2.4	±0.2	
Experienced SH	100	±1	8	36	33	20	3	±3	2.7	±0.1	
MALE											
First-Year	98	±1	5	16	32	30	17	±3	3.4	±0.1	
Second-Year	98	±1	4	19	33	28	16	±3	3.3	±0.1	
Third-Year	97	±1	5	18	35	24	17	±3	3.3	±0.1	
Fourth-Year	97	±1	3	19	38	26	13	±3	3.3	±0.1	
Not Experienced USC	98	±1	4	18	35	27	16	±2	3.3	±0.1	
Experienced USC	100	±0	10	30	22	25	13	±14	3.0	±0.4	
Not Experienced SH	97	±1	4	17	34	28	17	±2	3.4	±0.1	
Experienced SH	99	±1	7	28	38	19	7	±5	2.9	±0.1	
USMA	98	±1	3	16	34	29	17	±3	3.4	±0.1	
First-Year	99	±2	5	12	29	35	18	±6	3.5	±0.2	
Second-Year	99	±2	3	13	35	32	17	±5	3.5	±0.1	
Third-Year	97	±2	5	17	35	27	17	±6	3.3	±0.2	
Fourth-Year	98	±2	2	20	37	24	17	±6	3.3	±0.2	
Experienced USC	100	±0	NR	NR	NR	NR	NR		3.1	±0.7	
Experienced SH	100	±0	6	20	38	25	12	±10	3.2	±0.2	
USNA	97	±1	5	22	36	24	13	±3	3.2	±0.1	
First-Year	98	±2	8	19	36	25	12	±6	3.2	±0.2	
Second-Year	96	±2	5	23	33	26	13	±5	3.2	±0.2	
Third-Year	97	±2	6	21	37	19	16	±6	3.2	±0.2	
Fourth-Year	97	±2	4	23	38	27	8	±6	3.1	±0.2	
Experienced USC	100	±0	NR	NR	NR	NR	NR		2.8	±0.6	
Experienced SH	98	±2	9	36	41	10	4	±8	2.7	±0.2	
USAFA	98	±1	3	17	34	28	18	±3	3.4	±0.1	
First-Year	98	±1	1	15	31	31	22	±4	3.6	±0.1	
Second-Year	99	±1	4	20	31	26	18	±4	3.3	±0.1	
Third-Year	97	±2	4	16	34	27	19	±5	3.4	±0.1	
Fourth-Year	97	±2	4	16	38	28	14	±5	3.3	±0.1	
Experienced USC	100	±0	NR	NR	NR	NR	NR		3.2	±0.5	
Experienced SH	99	±1	7	27	34	24	8	±7	3.0	±0.2	

Note. Percent responding are students who answered the question.
 NR: Not reportable

14. To what extent...

g. Would you feel responsible for stopping another student from having sex with someone who seems too intoxicated to consent?

1. Not at all
 2. Small extent
 3. Moderate extent
 4. Large extent
 5. Very large extent

	Percent Responding		Percentages					Max ME	Average Extent		
			1	2	3	4	5				
TOTAL	99	±1	3	4	12	29	53	±2	4.3	±0.1	
USMA	99	±1	3	4	12	27	54	±3	4.3	±0.1	
USNA	98	±1	3	5	14	31	47	±3	4.2	±0.1	
USAFA	98	±1	2	3	10	28	57	±2	4.3	±0.1	
CLASS											
First-Year	99	±1	2	2	11	28	58	±3	4.4	±0.1	
Second-Year	99	±1	2	4	12	29	53	±3	4.3	±0.1	
Third-Year	98	±1	3	5	11	28	54	±3	4.3	±0.1	
Fourth-Year	98	±1	4	5	13	31	47	±3	4.1	±0.1	
GENDER											
Female	99	±1	2	4	10	32	52	±1	4.3	±0.1	
Male	99	±1	3	4	12	28	53	±2	4.2	±0.1	
EXPERIENCED BEHAVIORS											
Not Experienced USC	99	±1	3	4	12	29	53	±2	4.3	±0.1	
Experienced USC	99	±1	4	6	9	34	48	±6	4.2	±0.2	
Unwanted Touching	99	±2	5	5	6	39	44	±9	4.1	±0.3	
Attempted SA	100	±0	2	11	8	31	48	±11	4.1	±0.2	
Completed SA	100	±0	NR	NR	10	25	57	±10	4.3	±0.3	
Not Experienced SH	98	±1	3	4	12	29	53	±2	4.2	±0.1	
Experienced SH	99	±1	2	4	12	30	52	±3	4.3	±0.1	
FEMALE											
First-Year	99	±1	1	2	13	33	52	±3	4.3	±0.1	
Second-Year	99	±1	2	3	7	33	56	±2	4.4	±0.1	
Third-Year	99	±1	2	6	8	31	53	±2	4.3	±0.1	
Fourth-Year	100	±1	1	4	14	31	50	±1	4.2	±0.1	
Not Experienced USC	99	±1	2	4	10	32	52	±1	4.3	±0.1	
Experienced USC	100	±0	2	4	10	28	56	±3	4.3	±0.1	
Unwanted Touching	100	±0	3	1	9	36	51	±5	4.3	±0.1	
Attempted SA	100	±0	2	12	9	22	55	±5	4.2	±0.2	
Completed SA	100	±0	0	0	15	23	62	±5	4.5	±0.1	
Not Experienced SH	99	±1	1	3	11	31	53	±2	4.3	±0.1	
Experienced SH	99	±1	2	4	10	32	52	±2	4.3	±0.1	
USMA	100	±0	3	3	12	32	50	±2	4.2	±0.1	
First-Year	100	±0	2	1	14	28	55	±4	4.3	±0.1	
Second-Year	100	±0	5	2	9	34	50	±4	4.2	±0.1	
Third-Year	100	±0	3	5	9	33	50	±3	4.2	±0.1	
Fourth-Year	100	±0	2	3	17	32	45	±2	4.2	±0.1	
Experienced USC	100	±0	2	2	7	21	68	±5	4.5	±0.1	
Unwanted Touching	100	±0	5	0	9	28	57	±8	4.3	±0.2	
Attempted SA	100	±0	0	6	5	6	84	±6	4.7	±0.2	
Completed SA	100	±0	0	0	7	26	67	±7	4.6	±0.1	
Experienced SH	100	±0	3	4	11	32	50	±2	4.2	±0.1	

Note. Percent responding are students who answered the question.

NR: Not reportable

14g. Continued	Percent Responding		Percentages					Max ME	Average Extent		
			1	2	3	4	5				
USNA	99	±1	2	5	11	35	48	±2	4.2	±0.1	
First-Year	99	±1	1	2	12	38	48	±4	4.3	±0.1	
Second-Year	99	±1	1	5	10	37	47	±2	4.2	±0.1	
Third-Year	100	±1	3	6	7	36	50	±2	4.2	±0.1	
Fourth-Year	100	±1	2	5	16	30	48	±2	4.2	±0.1	
Experienced USC	100	±0	4	7	10	42	37	±4	4.0	±0.1	
Unwanted Touching	100	±0	4	4	8	58	25	±6	4.0	±0.1	
Attempted SA	100	±0	7	19	0	44	31	±8	3.7	±0.2	
Completed SA	100	±0	0	0	22	22	56	±7	4.3	±0.2	
Experienced SH	99	±1	2	5	10	37	46	±2	4.2	±0.1	
USAFA	98	±1	1	3	9	28	60	±2	4.4	±0.1	
First-Year	97	±2	0	3	13	32	53	±6	4.4	±0.1	
Second-Year	97	±2	0	1	1	28	69	±4	4.7	±0.1	
Third-Year	98	±1	2	6	10	23	59	±4	4.3	±0.1	
Fourth-Year	99	±1	1	3	10	30	57	±2	4.4	±0.1	
Experienced USC	100	±0	0	3	13	22	61	±6	4.4	±0.1	
Unwanted Touching	100	±0	0	0	8	24	67	±9	4.6	±0.2	
Attempted SA	100	±0	NR	14	22	21	43	±12	3.9	±0.3	
Completed SA	100	±0	0	0	15	21	65	±9	4.5	±0.2	
Experienced SH	98	±1	1	4	9	28	59	±3	4.4	±0.1	
MALE											
First-Year	99	±1	2	2	10	27	59	±3	4.4	±0.1	
Second-Year	99	±1	2	4	13	28	53	±3	4.3	±0.1	
Third-Year	98	±1	3	4	11	27	54	±3	4.3	±0.1	
Fourth-Year	98	±1	4	5	13	31	46	±3	4.1	±0.1	
Not Experienced USC	99	±1	3	4	12	28	53	±2	4.2	±0.1	
Experienced USC	98	±3	7	9	5	43	35	±14	3.9	±0.4	
Not Experienced SH	98	±1	3	4	12	28	53	±2	4.2	±0.1	
Experienced SH	99	±1	2	4	14	27	52	±5	4.2	±0.1	
USMA	99	±1	3	4	12	26	55	±3	4.3	±0.1	
First-Year	100	±1	2	2	9	25	62	±6	4.4	±0.2	
Second-Year	100	±1	2	3	14	29	52	±5	4.3	±0.1	
Third-Year	99	±2	2	4	13	25	57	±6	4.3	±0.2	
Fourth-Year	98	±2	4	6	12	26	52	±6	4.2	±0.2	
Experienced USC	100	±0	NR	NR	NR	NR	NR		4.0	±0.6	
Experienced SH	100	±0	NR	6	9	22	62	±10	4.4	±0.2	
USNA	98	±1	3	5	14	30	47	±3	4.1	±0.1	
First-Year	99	±1	2	2	12	31	52	±6	4.3	±0.1	
Second-Year	99	±2	3	5	16	26	51	±5	4.2	±0.2	
Third-Year	98	±2	3	4	13	31	49	±6	4.2	±0.2	
Fourth-Year	97	±2	5	8	15	34	37	±6	3.9	±0.2	
Experienced USC	100	±0	NR	NR	NR	NR	NR		3.9	±0.5	
Experienced SH	100	±0	1	3	20	32	44	±8	4.1	±0.2	
USAFA	98	±1	3	3	10	28	56	±3	4.3	±0.1	
First-Year	99	±1	1	2	10	24	63	±4	4.5	±0.1	
Second-Year	99	±1	2	2	9	30	57	±4	4.4	±0.1	
Third-Year	98	±2	4	5	8	26	57	±5	4.3	±0.1	
Fourth-Year	98	±2	4	2	12	32	49	±5	4.2	±0.1	
Experienced USC	95	±7	NR	NR	NR	NR	NR		3.8	±0.6	
Experienced SH	98	±2	4	4	12	26	54	±7	4.2	±0.2	

Note. Percent responding are students who answered the question.
NR: Not reportable

14. To what extent...

h. Would you feel responsible for stopping another student who is sexually harassing other(s)?

- 1. Not at all
- 2. Small extent
- 3. Moderate extent
- 4. Large extent
- 5. Very large extent

	Percent Responding		Percentages					Max ME	Average Extent		
			1	2	3	4	5				
TOTAL	99	±1	2	5	18	35	41	±2	4.1	±0.1	
USMA	99	±1	2	3	18	34	43	±3	4.1	±0.1	
USNA	99	±1	2	6	19	36	37	±3	4.0	±0.1	
USAFA	99	±1	3	4	17	34	43	±2	4.1	±0.1	
CLASS											
First-Year	99	±1	1	3	15	36	45	±3	4.2	±0.1	
Second-Year	99	±1	1	5	17	37	40	±3	4.1	±0.1	
Third-Year	99	±1	2	5	19	33	41	±3	4.1	±0.1	
Fourth-Year	98	±1	3	5	21	34	38	±3	4.0	±0.1	
GENDER											
Female	99	±1	1	4	18	37	40	±1	4.1	±0.1	
Male	99	±1	2	5	18	34	41	±2	4.1	±0.1	
EXPERIENCED BEHAVIORS											
Not Experienced USC	99	±1	2	4	18	35	41	±2	4.1	±0.1	
Experienced USC	98	±1	3	6	20	32	39	±6	4.0	±0.2	
Unwanted Touching	99	±2	2	3	23	32	40	±10	4.0	±0.2	
Attempted SA	96	±2	2	8	16	39	36	±10	4.0	±0.1	
Completed SA	100	±0	NR	NR	19	30	43	±10	4.1	±0.3	
Not Experienced SH	99	±1	2	4	17	34	42	±2	4.1	±0.1	
Experienced SH	99	±1	2	5	20	38	35	±3	4.0	±0.1	
FEMALE											
First-Year	98	±1	1	3	16	37	44	±3	4.2	±0.1	
Second-Year	98	±1	1	5	14	41	40	±2	4.1	±0.1	
Third-Year	99	±1	2	6	18	33	42	±2	4.1	±0.1	
Fourth-Year	99	±1	1	4	22	37	36	±1	4.0	±0.1	
Not Experienced USC	99	±1	1	4	18	37	40	±1	4.1	±0.1	
Experienced USC	98	±1	1	4	16	36	43	±3	4.2	±0.1	
Unwanted Touching	100	±0	1	3	13	38	45	±5	4.2	±0.1	
Attempted SA	96	±2	2	9	18	30	41	±5	4.0	±0.2	
Completed SA	100	±0	0	0	18	39	42	±5	4.2	±0.1	
Not Experienced SH	99	±1	1	4	17	35	44	±2	4.2	±0.1	
Experienced SH	99	±1	2	5	18	38	37	±2	4.0	±0.1	
USMA	99	±1	2	4	17	36	41	±2	4.1	±0.1	
First-Year	99	±1	1	3	16	32	48	±4	4.2	±0.1	
Second-Year	99	±1	3	3	18	37	39	±4	4.1	±0.1	
Third-Year	99	±1	2	6	13	35	44	±3	4.1	±0.1	
Fourth-Year	100	±0	1	5	23	36	34	±2	4.0	±0.1	
Experienced USC	96	±2	0	2	9	31	58	±5	4.5	±0.1	
Unwanted Touching	100	±0	0	5	9	28	58	±8	4.4	±0.2	
Attempted SA	94	±4	0	0	11	18	70	±9	4.6	±0.2	
Completed SA	100	±0	0	0	0	53	47	±8	4.5	±0.1	
Experienced SH	99	±1	2	5	16	37	40	±2	4.1	±0.1	

Note. Percent responding are students who answered the question.
 NR: Not reportable

14h. Continued	Percent Responding		Percentages					Max ME	Average Extent		
			1	2	3	4	5				
USNA	99	±1	1	6	19	37	37	±2	4.0	±0.1	
First-Year	98	±1	2	5	16	39	38	±4	4.1	±0.1	
Second-Year	97	±1	1	7	15	41	36	±2	4.0	±0.1	
Third-Year	100	±1	2	7	21	33	38	±2	4.0	±0.1	
Fourth-Year	100	±0	1	4	22	37	36	±2	4.0	±0.1	
Experienced USC	100	±0	4	7	10	47	32	±4	4.0	±0.1	
Unwanted Touching	100	±0	4	4	8	53	30	±6	4.0	±0.1	
Attempted SA	100	±0	7	19	6	50	19	±8	3.5	±0.2	
Completed SA	100	±0	0	0	16	38	45	±7	4.3	±0.1	
Experienced SH	99	±1	2	7	19	40	32	±2	3.9	±0.1	
USAFA	98	±1	1	3	17	37	42	±2	4.2	±0.1	
First-Year	96	±2	0	2	15	38	45	±6	4.3	±0.1	
Second-Year	98	±1	0	3	10	44	44	±4	4.3	±0.1	
Third-Year	98	±1	3	4	18	30	44	±4	4.1	±0.1	
Fourth-Year	98	±1	1	2	23	37	37	±2	4.1	±0.1	
Experienced USC	98	±1	0	2	28	32	39	±6	4.1	±0.1	
Unwanted Touching	100	±0	0	0	20	34	47	±10	4.3	±0.2	
Attempted SA	93	±4	NR	8	39	24	29	±13	3.7	±0.2	
Completed SA	100	±0	0	0	33	30	37	±10	4.0	±0.2	
Experienced SH	98	±1	1	2	20	38	39	±3	4.1	±0.1	
MALE											
First-Year	99	±1	1	3	15	36	45	±3	4.2	±0.1	
Second-Year	99	±1	1	5	17	36	40	±3	4.1	±0.1	
Third-Year	99	±1	2	4	19	33	41	±3	4.1	±0.1	
Fourth-Year	98	±1	3	5	20	33	38	±3	4.0	±0.1	
Not Experienced USC	99	±1	2	5	18	34	41	±2	4.1	±0.1	
Experienced USC	98	±3	5	10	26	26	34	±14	3.7	±0.4	
Not Experienced SH	99	±1	2	4	17	34	42	±2	4.1	±0.1	
Experienced SH	100	±1	2	6	22	37	33	±5	3.9	±0.1	
USMA	99	±1	2	3	18	34	43	±3	4.1	±0.1	
First-Year	99	±2	2	2	13	42	42	±6	4.2	±0.1	
Second-Year	100	±0	1	3	17	34	45	±5	4.2	±0.1	
Third-Year	99	±2	1	3	18	33	44	±6	4.2	±0.2	
Fourth-Year	98	±2	2	5	23	30	41	±6	4.0	±0.2	
Experienced USC	100	±0	NR	NR	NR	NR	NR		3.9	±0.6	
Experienced SH	100	±0	2	3	15	40	39	±10	4.1	±0.2	
USNA	98	±1	2	6	19	35	37	±3	4.0	±0.1	
First-Year	99	±1	1	4	18	35	42	±6	4.1	±0.1	
Second-Year	99	±2	1	7	19	36	38	±5	4.0	±0.1	
Third-Year	98	±2	2	5	21	35	37	±6	4.0	±0.2	
Fourth-Year	98	±2	4	7	20	36	33	±6	3.9	±0.2	
Experienced USC	100	±0	NR	NR	NR	NR	NR		3.9	±0.5	
Experienced SH	100	±0	2	7	25	38	29	±8	3.8	±0.2	
USAFA	99	±1	3	4	17	33	43	±3	4.1	±0.1	
First-Year	99	±1	2	2	14	30	52	±4	4.3	±0.1	
Second-Year	99	±1	2	6	16	39	37	±4	4.0	±0.1	
Third-Year	98	±2	4	5	17	32	43	±5	4.0	±0.1	
Fourth-Year	99	±1	3	4	18	34	40	±5	4.0	±0.1	
Experienced USC	95	±7	NR	NR	NR	NR	NR		3.4	±0.6	
Experienced SH	99	±2	3	7	24	33	34	±7	3.9	±0.2	

Note. Percent responding are students who answered the question.
 NR: Not reportable

14. To what extent...

i. Would you feel responsible to get help (e.g., medical, psychological) for another student who had been sexually assaulted?

1. Not at all
 2. Small extent
 3. Moderate extent
 4. Large extent
 5. Very large extent

	Percent Responding		Percentages					Max ME	Average Extent		
			1	2	3	4	5				
TOTAL	99	±1	1	2	8	23	65	±2	4.5	±0.1	
USMA	99	±1	1	2	8	22	67	±3	4.5	±0.1	
USNA	99	±1	2	3	10	26	60	±3	4.4	±0.1	
USAFA	99	±1	1	2	6	22	69	±2	4.5	±0.1	
CLASS											
First-Year	99	±1	1	1	8	21	69	±3	4.6	±0.1	
Second-Year	99	±1	1	3	7	22	67	±3	4.5	±0.1	
Third-Year	99	±1	1	3	8	23	65	±3	4.5	±0.1	
Fourth-Year	99	±1	2	3	10	26	59	±3	4.4	±0.1	
GENDER											
Female	99	±1	1	3	9	25	63	±1	4.5	±0.1	
Male	99	±1	1	2	8	23	65	±2	4.5	±0.1	
EXPERIENCED BEHAVIORS											
Not Experienced USC	99	±1	1	2	8	23	65	±2	4.5	±0.1	
Experienced USC	99	±1	3	5	7	33	52	±6	4.3	±0.2	
Unwanted Touching	99	±2	2	0	3	39	55	±9	4.4	±0.2	
Attempted SA	100	±0	0	4	17	27	52	±12	4.3	±0.2	
Completed SA	100	±0	NR	12	8	26	51	±12	4.1	±0.4	
Not Experienced SH	99	±1	1	2	9	23	65	±2	4.5	±0.1	
Experienced SH	99	±1	1	3	7	26	63	±3	4.5	±0.1	
FEMALE											
First-Year	99	±1	0	0	9	23	67	±3	4.6	±0.1	
Second-Year	99	±1	2	3	6	25	64	±2	4.5	±0.1	
Third-Year	99	±1	1	3	8	25	62	±2	4.4	±0.1	
Fourth-Year	100	±1	1	4	10	25	61	±1	4.4	±0.1	
Not Experienced USC	99	±1	1	3	8	24	64	±1	4.5	±0.1	
Experienced USC	100	±0	1	3	10	30	57	±3	4.4	±0.1	
Unwanted Touching	100	±0	1	0	7	32	59	±5	4.5	±0.1	
Attempted SA	100	±0	0	4	13	24	59	±5	4.4	±0.1	
Completed SA	100	±0	0	6	11	29	54	±5	4.3	±0.1	
Not Experienced SH	99	±1	1	2	9	23	64	±2	4.5	±0.1	
Experienced SH	99	±1	1	3	8	26	62	±2	4.5	±0.1	
USMA	100	±1	2	3	9	25	62	±2	4.4	±0.1	
First-Year	100	±0	1	0	7	21	71	±4	4.6	±0.1	
Second-Year	100	±0	3	2	6	28	60	±4	4.4	±0.1	
Third-Year	100	±0	1	4	6	25	63	±3	4.5	±0.1	
Fourth-Year	99	±1	1	4	15	26	54	±2	4.3	±0.1	
Experienced USC	100	±0	0	2	10	25	63	±5	4.5	±0.1	
Unwanted Touching	100	±0	0	0	9	33	57	±8	4.5	±0.1	
Attempted SA	100	±0	0	0	11	11	78	±7	4.7	±0.1	
Completed SA	100	±0	0	7	6	27	60	±8	4.4	±0.2	
Experienced SH	100	±1	2	2	8	25	63	±2	4.4	±0.1	

Note. Percent responding are students who answered the question.

NR: Not reportable

14i. Continued	Percent Responding		Percentages					Max ME	Average Extent		
			1	2	3	4	5				
USNA	99	±1	1	3	10	25	62	±2	4.4	±0.1	
First-Year	99	±1	0	1	12	26	61	±4	4.5	±0.1	
Second-Year	99	±1	2	4	8	27	58	±2	4.4	±0.1	
Third-Year	100	±1	1	2	9	25	64	±2	4.5	±0.1	
Fourth-Year	100	±0	1	3	10	21	64	±2	4.4	±0.1	
Experienced USC	100	±0	2	2	9	37	51	±4	4.3	±0.1	
Unwanted Touching	100	±0	4	0	0	40	56	±6	4.4	±0.1	
Attempted SA	100	±0	0	6	19	44	31	±7	4.0	±0.2	
Completed SA	100	±0	0	0	11	28	61	±7	4.5	±0.1	
Experienced SH	99	±1	1	2	9	27	60	±2	4.4	±0.1	
USAFA	99	±1	1	3	7	24	65	±2	4.5	±0.1	
First-Year	97	±2	0	0	8	23	68	±5	4.6	±0.1	
Second-Year	98	±1	0	2	3	21	74	±3	4.7	±0.1	
Third-Year	99	±1	2	4	9	26	59	±4	4.4	±0.1	
Fourth-Year	99	±1	1	4	7	27	62	±2	4.5	±0.1	
Experienced USC	100	±0	0	5	12	27	56	±6	4.4	±0.1	
Unwanted Touching	100	±0	0	0	11	25	64	±9	4.5	±0.2	
Attempted SA	100	±0	NR	7	9	20	64	±14	4.4	±0.3	
Completed SA	100	±0	0	9	15	32	44	±10	4.1	±0.2	
Experienced SH	99	±1	0	4	6	26	64	±3	4.5	±0.1	
MALE											
First-Year	99	±1	2	1	8	20	70	±3	4.6	±0.1	
Second-Year	99	±1	1	3	7	22	68	±3	4.5	±0.1	
Third-Year	99	±1	1	3	7	22	66	±3	4.5	±0.1	
Fourth-Year	98	±1	2	2	10	26	59	±3	4.4	±0.1	
Not Experienced USC	99	±1	1	2	8	23	65	±2	4.5	±0.1	
Experienced USC	98	±3	7	7	NR	38	44	±14	4.0	±0.4	
Not Experienced SH	99	±1	2	2	8	22	66	±2	4.5	±0.1	
Experienced SH	100	±1	1	4	6	26	63	±5	4.5	±0.1	
USMA	99	±1	1	2	8	21	68	±3	4.5	±0.1	
First-Year	100	±1	1	0	5	21	72	±6	4.6	±0.1	
Second-Year	100	±0	0	2	7	22	69	±5	4.6	±0.1	
Third-Year	99	±2	1	2	7	21	70	±6	4.6	±0.1	
Fourth-Year	98	±2	2	2	13	21	62	±6	4.4	±0.1	
Experienced USC	100	±0	NR	NR	NR	NR	NR		4.2	±0.6	
Experienced SH	100	±0	NR	3	6	28	63	±10	4.5	±0.2	
USNA	99	±1	2	3	10	26	59	±3	4.4	±0.1	
First-Year	100	±1	2	1	12	21	63	±6	4.4	±0.1	
Second-Year	99	±2	1	4	8	23	63	±5	4.4	±0.1	
Third-Year	98	±2	2	5	9	24	61	±6	4.4	±0.2	
Fourth-Year	98	±2	2	3	10	35	50	±6	4.3	±0.1	
Experienced USC	100	±0	NR	NR	NR	NR	NR		4.1	±0.5	
Experienced SH	100	±0	2	6	7	26	60	±8	4.4	±0.2	
USAFA	99	±1	1	2	6	21	69	±3	4.6	±0.1	
First-Year	99	±1	1	1	6	18	75	±4	4.7	±0.1	
Second-Year	99	±1	1	1	5	21	72	±4	4.6	±0.1	
Third-Year	99	±1	2	3	7	22	67	±5	4.5	±0.1	
Fourth-Year	99	±1	2	2	8	24	64	±5	4.5	±0.1	
Experienced USC	95	±7	NR	NR	NR	NR	NR		3.8	±0.7	
Experienced SH	99	±2	1	2	6	24	66	±7	4.5	±0.1	

Note. Percent responding are students who answered the question.
 NR: Not reportable

15. To what extent do you feel safe from being sexually harassed at the following times and locations?

a. During the academic day

- 1. Not at all
- 2. Small extent
- 3. Moderate extent
- 4. Large extent
- 5. Very large extent

	Percent Responding		Percentages					Max ME	Average Extent		
			1	2	3	4	5				
TOTAL	100	±1	3	1	3	13	81	±1	4.7	±0.1	
USMA	100	±1	3	1	3	11	82	±2	4.7	±0.1	
USNA	99	±1	3	1	3	14	78	±2	4.6	±0.1	
USAFA	100	±1	2	2	2	12	82	±2	4.7	±0.1	
CLASS											
First-Year	100	±1	2	1	2	10	84	±2	4.7	±0.1	
Second-Year	99	±1	3	1	2	12	81	±2	4.7	±0.1	
Third-Year	100	±1	3	1	3	14	79	±2	4.7	±0.1	
Fourth-Year	100	±1	3	2	3	13	79	±2	4.6	±0.1	
GENDER											
Female	100	±1	2	3	7	24	63	±1	4.4	±0.1	
Male	100	±1	3	1	2	10	84	±2	4.7	±0.1	
EXPERIENCED BEHAVIORS											
Not Experienced USC	100	±1	3	1	2	12	81	±1	4.7	±0.1	
Experienced USC	100	±1	3	6	14	25	52	±6	4.2	±0.2	
Unwanted Touching	99	±1	2	3	16	21	58	±9	4.3	±0.2	
Attempted SA	100	±0	4	11	9	40	37	±9	3.9	±0.2	
Completed SA	100	±0	5	9	11	22	53	±12	4.1	±0.3	
Not Experienced SH	100	±1	3	1	1	10	85	±1	4.7	±0.1	
Experienced SH	100	±1	3	4	9	25	59	±3	4.3	±0.1	
FEMALE											
First-Year	100	±1	2	2	6	23	67	±3	4.5	±0.1	
Second-Year	100	±0	3	2	7	26	62	±2	4.4	±0.1	
Third-Year	100	±1	3	4	9	24	61	±2	4.4	±0.1	
Fourth-Year	99	±1	1	4	7	24	64	±1	4.5	±0.1	
Not Experienced USC	100	±1	2	3	7	24	65	±1	4.5	±0.1	
Experienced USC	99	±1	2	6	13	32	46	±3	4.1	±0.1	
Unwanted Touching	98	±2	1	1	17	31	50	±5	4.3	±0.1	
Attempted SA	100	±0	4	12	10	38	36	±5	3.9	±0.2	
Completed SA	100	±0	2	7	10	29	52	±5	4.2	±0.1	
Not Experienced SH	100	±1	2	1	2	17	79	±1	4.7	±0.1	
Experienced SH	100	±1	2	5	12	31	50	±2	4.2	±0.1	
USMA	100	±1	2	4	7	28	59	±2	4.4	±0.1	
First-Year	100	±0	1	4	6	26	64	±4	4.5	±0.1	
Second-Year	100	±0	2	3	5	31	59	±4	4.4	±0.1	
Third-Year	100	±0	4	5	9	29	54	±3	4.2	±0.1	
Fourth-Year	99	±1	1	3	9	27	59	±2	4.4	±0.1	
Experienced USC	100	±0	5	7	9	33	45	±5	4.1	±0.2	
Unwanted Touching	100	±0	0	5	10	37	49	±8	4.3	±0.2	
Attempted SA	100	±0	11	11	11	28	39	±9	3.7	±0.3	
Completed SA	100	±0	6	7	7	32	48	±8	4.1	±0.2	
Experienced SH	100	±1	2	6	11	31	51	±2	4.2	±0.1	

Note. Percent responding are students who answered the question.

15a. Continued	Percent Responding		Percentages					Max ME	Average Extent		
			1	2	3	4	5				
USNA	100	±1	3	3	9	27	58	±2	4.4	±0.1	
First-Year	100	±0	2	4	6	25	63	±4	4.4	±0.1	
Second-Year	100	±0	5	1	10	34	50	±2	4.2	±0.1	
Third-Year	100	±1	3	5	10	24	59	±2	4.3	±0.1	
Fourth-Year	100	±1	1	3	9	25	62	±2	4.4	±0.1	
Experienced USC	100	±0	0	3	11	37	49	±4	4.3	±0.1	
Unwanted Touching	100	±0	0	0	18	26	56	±6	4.4	±0.1	
Attempted SA	100	±0	0	12	6	57	25	±7	3.9	±0.2	
Completed SA	100	±0	0	0	6	33	61	±7	4.6	±0.1	
Experienced SH	100	±0	3	5	15	36	40	±2	4.1	±0.1	
USAFA	100	±1	1	3	5	19	71	±2	4.6	±0.1	
First-Year	99	±1	2	0	5	20	73	±5	4.6	±0.1	
Second-Year	100	±0	1	3	5	15	76	±3	4.6	±0.1	
Third-Year	99	±1	2	1	7	21	68	±3	4.5	±0.1	
Fourth-Year	99	±1	1	6	4	20	70	±2	4.5	±0.1	
Experienced USC	98	±2	2	8	19	27	44	±6	4.0	±0.1	
Unwanted Touching	96	±4	4	0	22	30	45	±10	4.1	±0.2	
Attempted SA	100	±0	NR	13	14	30	43	±12	4.0	±0.3	
Completed SA	100	±0	0	14	16	24	46	±10	4.0	±0.2	
Experienced SH	99	±1	2	5	9	26	59	±3	4.3	±0.1	
MALE											
First-Year	99	±1	2	1	2	8	87	±3	4.8	±0.1	
Second-Year	99	±1	3	1	1	10	85	±2	4.7	±0.1	
Third-Year	100	±1	3	1	2	12	83	±3	4.7	±0.1	
Fourth-Year	100	±1	3	1	2	11	82	±3	4.7	±0.1	
Not Experienced USC	100	±1	3	1	2	10	85	±2	4.7	±0.1	
Experienced USC	100	±0	5	5	15	13	62	±14	4.2	±0.4	
Not Experienced SH	100	±1	3	1	1	9	86	±2	4.8	±0.1	
Experienced SH	100	±1	4	3	6	19	68	±5	4.4	±0.1	
USMA	100	±1	3	1	2	8	87	±2	4.8	±0.1	
First-Year	99	±2	1	0	1	9	88	±5	4.8	±0.1	
Second-Year	100	±0	3	1	1	8	87	±4	4.8	±0.1	
Third-Year	100	±0	3	0	1	8	88	±5	4.8	±0.1	
Fourth-Year	100	±1	4	1	3	9	83	±5	4.7	±0.1	
Experienced USC	100	±0	NR	NR	NR	NR	NR		4.4	±0.7	
Experienced SH	100	±0	4	2	3	21	70	±9	4.5	±0.2	
USNA	99	±1	3	1	2	12	82	±3	4.7	±0.1	
First-Year	100	±1	4	1	2	8	85	±5	4.7	±0.1	
Second-Year	99	±1	2	2	2	8	86	±4	4.8	±0.1	
Third-Year	99	±1	2	0	2	18	77	±5	4.7	±0.1	
Fourth-Year	100	±0	4	1	1	12	82	±5	4.7	±0.1	
Experienced USC	100	±0	NR	NR	NR	NR	NR		4.2	±0.5	
Experienced SH	100	±0	6	2	5	18	70	±8	4.5	±0.2	
USAFA	100	±1	2	1	2	10	84	±2	4.7	±0.1	
First-Year	100	±1	2	1	2	6	89	±3	4.8	±0.1	
Second-Year	99	±1	3	1	1	14	81	±4	4.7	±0.1	
Third-Year	100	±1	3	2	2	9	84	±4	4.7	±0.1	
Fourth-Year	100	±1	2	2	2	12	82	±4	4.7	±0.1	
Experienced USC	100	±0	NR	NR	NR	NR	NR		4.1	±0.5	
Experienced SH	99	±2	3	4	9	18	65	±7	4.4	±0.2	

Note. Percent responding are students who answered the question.
NR: Not reportable

15. To what extent do you feel safe from being sexually harassed at the following times and locations?

b. During breakfast/lunch/dinner in the dining hall

1. Not at all
2. Small extent
3. Moderate extent
4. Large extent
5. Very large extent

	Percent Responding		Percentages					Max ME	Average Extent		
			1	2	3	4	5				
TOTAL	100	±1	3	2	5	12	78	±1	4.6	±0.1	
USMA	100	±1	2	2	5	11	81	±2	4.7	±0.1	
USNA	99	±1	3	2	6	14	75	±2	4.5	±0.1	
USAFA	100	±1	2	2	5	12	79	±2	4.6	±0.1	
CLASS											
First-Year	99	±1	3	2	5	10	81	±2	4.6	±0.1	
Second-Year	99	±1	3	2	5	12	78	±2	4.6	±0.1	
Third-Year	99	±1	3	2	5	13	77	±2	4.6	±0.1	
Fourth-Year	100	±1	3	2	5	14	76	±2	4.6	±0.1	
GENDER											
Female	100	±1	2	6	13	22	57	±1	4.3	±0.1	
Male	100	±1	3	1	4	10	82	±2	4.7	±0.1	
EXPERIENCED BEHAVIORS											
Not Experienced USC	100	±1	3	2	5	12	79	±1	4.6	±0.1	
Experienced USC	100	±1	5	6	16	24	48	±6	4.0	±0.2	
Unwanted Touching	99	±1	4	2	18	20	56	±9	4.2	±0.2	
Attempted SA	100	±0	8	7	16	34	35	±10	3.8	±0.2	
Completed SA	100	±0	7	12	15	25	42	±12	3.8	±0.3	
Not Experienced SH	99	±1	2	1	3	10	84	±2	4.7	±0.1	
Experienced SH	100	±1	3	7	15	22	52	±3	4.1	±0.1	
FEMALE											
First-Year	99	±1	2	6	13	19	59	±3	4.3	±0.1	
Second-Year	100	±1	3	4	15	24	54	±2	4.2	±0.1	
Third-Year	99	±1	3	7	13	22	56	±2	4.2	±0.1	
Fourth-Year	99	±1	2	6	11	22	60	±1	4.3	±0.1	
Not Experienced USC	100	±1	2	6	12	21	59	±1	4.3	±0.1	
Experienced USC	99	±1	6	7	16	29	42	±3	3.9	±0.1	
Unwanted Touching	98	±2	4	5	19	26	46	±5	4.0	±0.1	
Attempted SA	100	±0	9	8	18	31	34	±5	3.7	±0.2	
Completed SA	100	±0	5	6	12	31	46	±5	4.1	±0.1	
Not Experienced SH	99	±1	1	2	5	18	74	±2	4.6	±0.1	
Experienced SH	100	±1	4	9	19	25	43	±2	4.0	±0.1	
USMA											
First-Year	99	±1	1	6	19	19	56	±4	4.2	±0.1	
Second-Year	100	±0	5	5	12	27	50	±4	4.1	±0.1	
Third-Year	100	±0	3	7	16	24	50	±3	4.1	±0.1	
Fourth-Year	99	±1	3	4	11	25	58	±2	4.3	±0.1	
Experienced USC	100	±0	11	0	18	26	45	±5	3.9	±0.2	
Unwanted Touching	100	±0	5	0	29	28	39	±8	4.0	±0.2	
Attempted SA	100	±0	17	0	17	27	39	±9	3.7	±0.3	
Completed SA	100	±0	6	0	8	19	67	±9	4.4	±0.2	
Experienced SH	100	±1	3	8	20	24	45	±2	4.0	±0.1	

Note. Percent responding are students who answered the question.

15b. Continued	Percent Responding		Percentages					Max ME	Average Extent		
			1	2	3	4	5				
USNA	100	±1	3	7	15	25	50	±2	4.1	±0.1	
First-Year	100	±0	4	9	10	21	56	±4	4.2	±0.1	
Second-Year	99	±1	5	3	20	32	40	±2	4.0	±0.1	
Third-Year	100	±1	4	7	15	24	51	±2	4.1	±0.1	
Fourth-Year	100	±1	1	9	14	24	52	±2	4.2	±0.1	
Experienced USC	100	±0	4	7	14	38	37	±4	4.0	±0.1	
Unwanted Touching	100	±0	5	5	9	34	47	±6	4.1	±0.2	
Attempted SA	100	±0	7	13	25	37	18	±8	3.5	±0.2	
Completed SA	100	±0	0	6	11	44	39	±7	4.2	±0.2	
Experienced SH	100	±0	5	11	22	30	31	±2	3.7	±0.1	
USAFA	99	±1	1	4	9	17	68	±2	4.5	±0.1	
First-Year	99	±1	2	3	12	19	65	±5	4.4	±0.1	
Second-Year	100	±0	0	5	11	13	71	±4	4.5	±0.1	
Third-Year	99	±1	2	7	8	18	66	±4	4.4	±0.1	
Fourth-Year	99	±1	2	4	7	19	69	±2	4.5	±0.1	
Experienced USC	98	±2	5	12	17	24	43	±6	3.9	±0.2	
Unwanted Touching	96	±4	4	8	20	18	50	±9	4.0	±0.2	
Attempted SA	100	±0	NR	14	14	29	43	±11	4.0	±0.3	
Completed SA	100	±0	9	10	16	29	37	±10	3.7	±0.3	
Experienced SH	99	±1	2	7	15	22	54	±3	4.2	±0.1	
MALE											
First-Year	99	±1	3	1	3	8	85	±3	4.7	±0.1	
Second-Year	99	±1	2	1	4	10	82	±3	4.7	±0.1	
Third-Year	99	±1	3	1	3	11	82	±3	4.7	±0.1	
Fourth-Year	100	±1	3	1	4	12	80	±3	4.7	±0.1	
Not Experienced USC	100	±1	3	1	3	10	83	±2	4.7	±0.1	
Experienced USC	100	±0	4	5	16	17	57	±14	4.2	±0.3	
Not Experienced SH	99	±1	3	1	3	9	85	±2	4.7	±0.1	
Experienced SH	100	±0	3	4	11	20	62	±5	4.3	±0.1	
USMA	100	±1	2	1	3	9	86	±2	4.7	±0.1	
First-Year	99	±2	1	0	3	8	87	±5	4.8	±0.1	
Second-Year	100	±0	2	1	3	8	85	±4	4.7	±0.1	
Third-Year	100	±1	2	0	2	8	87	±5	4.8	±0.1	
Fourth-Year	100	±1	2	2	3	10	83	±5	4.7	±0.1	
Experienced USC	100	±0	NR	NR	NR	NR	NR		4.3	±0.6	
Experienced SH	100	±0	NR	4	12	18	66	±10	4.5	±0.2	
USNA	99	±1	3	1	4	12	80	±3	4.6	±0.1	
First-Year	99	±1	4	2	4	7	82	±5	4.6	±0.1	
Second-Year	99	±1	2	1	4	8	84	±4	4.7	±0.1	
Third-Year	99	±1	2	1	4	16	77	±5	4.6	±0.1	
Fourth-Year	100	±0	4	0	4	15	77	±5	4.6	±0.1	
Experienced USC	100	±0	NR	NR	NR	NR	NR		4.3	±0.5	
Experienced SH	100	±0	5	2	10	19	63	±8	4.3	±0.2	
USAFA	100	±1	3	2	4	11	81	±2	4.7	±0.1	
First-Year	100	±1	2	1	3	7	87	±3	4.8	±0.1	
Second-Year	99	±1	3	2	5	14	77	±4	4.6	±0.1	
Third-Year	100	±1	4	3	4	9	81	±4	4.6	±0.1	
Fourth-Year	100	±0	2	2	4	12	80	±4	4.7	±0.1	
Experienced USC	100	±0	NR	NR	NR	NR	NR		3.9	±0.6	
Experienced SH	100	±0	4	7	12	21	56	±7	4.2	±0.2	

Note. Percent responding are students who answered the question.
 NR: Not reportable

15. To what extent do you feel safe from being sexually harassed at the following times and locations?

c. During evening study period

1. Not at all
4. Large extent

2. Small extent
5. Very large extent

3. Moderate extent

	Percent Responding		Percentages					Max ME	Average Extent		
			1	2	3	4	5				
TOTAL	99	±1	2	2	6	14	76	±1	4.6	±0.1	
USMA	99	±1	2	2	5	13	78	±2	4.6	±0.1	
USNA	99	±1	3	2	6	14	74	±2	4.5	±0.1	
USAFA	100	±1	2	2	6	15	75	±2	4.6	±0.1	
CLASS											
First-Year	99	±1	2	1	5	11	81	±2	4.7	±0.1	
Second-Year	99	±1	2	3	5	13	77	±2	4.6	±0.1	
Third-Year	99	±1	3	3	7	14	73	±3	4.5	±0.1	
Fourth-Year	100	±1	3	2	6	17	72	±3	4.5	±0.1	
GENDER											
Female	99	±1	2	4	14	25	54	±1	4.2	±0.1	
Male	99	±1	3	2	4	12	80	±2	4.6	±0.1	
EXPERIENCED BEHAVIORS											
Not Experienced USC	99	±1	2	2	5	14	77	±1	4.6	±0.1	
Experienced USC	100	±1	4	9	25	25	37	±6	3.8	±0.2	
Unwanted Touching	99	±1	2	11	22	26	39	±10	3.9	±0.2	
Attempted SA	100	±0	8	7	23	27	35	±10	3.7	±0.2	
Completed SA	100	±0	5	8	29	23	34	±10	3.7	±0.3	
Not Experienced SH	99	±1	2	1	3	11	81	±2	4.7	±0.1	
Experienced SH	100	±1	3	7	17	25	49	±3	4.1	±0.1	
FEMALE											
First-Year	99	±1	3	2	10	24	60	±3	4.4	±0.1	
Second-Year	100	±0	2	5	14	25	54	±2	4.2	±0.1	
Third-Year	99	±1	2	4	16	25	53	±2	4.2	±0.1	
Fourth-Year	99	±1	1	5	16	26	52	±1	4.2	±0.1	
Not Experienced USC	99	±1	2	4	13	25	57	±1	4.3	±0.1	
Experienced USC	99	±1	3	11	29	26	30	±3	3.7	±0.1	
Unwanted Touching	98	±2	0	18	27	29	26	±5	3.6	±0.1	
Attempted SA	100	±0	9	8	26	23	34	±5	3.7	±0.2	
Completed SA	100	±0	3	6	31	26	34	±5	3.8	±0.1	
Not Experienced SH	99	±1	2	1	6	21	71	±2	4.6	±0.1	
Experienced SH	99	±1	3	8	21	29	40	±2	4.0	±0.1	
USMA	99	±1	2	5	16	29	48	±2	4.2	±0.1	
First-Year	99	±1	1	1	15	31	52	±4	4.3	±0.1	
Second-Year	100	±0	2	4	17	27	50	±4	4.2	±0.1	
Third-Year	99	±1	4	7	16	27	47	±3	4.1	±0.1	
Fourth-Year	98	±1	1	5	18	32	44	±2	4.1	±0.1	
Experienced USC	100	±0	7	13	23	26	31	±5	3.6	±0.2	
Unwanted Touching	100	±0	0	19	28	33	19	±8	3.5	±0.2	
Attempted SA	100	±0	17	11	11	22	39	±9	3.6	±0.3	
Completed SA	100	±0	6	7	26	19	42	±8	3.8	±0.2	
Experienced SH	99	±1	2	8	23	28	39	±2	3.9	±0.1	

Note. Percent responding are students who answered the question.

15c. Continued	Percent Responding		Percentages					Max ME	Average Extent		
			1	2	3	4	5				
USNA	100	±1	3	5	14	26	52	±2	4.2	±0.1	
First-Year	100	±0	6	2	9	23	60	±4	4.3	±0.1	
Second-Year	100	±0	3	8	15	30	44	±2	4.0	±0.1	
Third-Year	100	±1	2	4	15	26	53	±2	4.2	±0.1	
Fourth-Year	100	±1	3	4	14	26	53	±2	4.2	±0.1	
Experienced USC	100	±0	4	7	35	26	28	±4	3.7	±0.1	
Unwanted Touching	100	±0	0	13	26	27	35	±6	3.8	±0.2	
Attempted SA	100	±0	7	6	50	19	19	±8	3.4	±0.2	
Completed SA	100	±0	5	0	33	33	29	±7	3.8	±0.2	
Experienced SH	100	±0	4	7	20	34	35	±2	3.9	±0.1	
USAFA	100	±1	1	4	13	20	62	±2	4.4	±0.1	
First-Year	99	±1	3	3	8	19	68	±5	4.5	±0.1	
Second-Year	100	±0	1	4	10	17	68	±4	4.5	±0.1	
Third-Year	99	±1	1	2	16	22	58	±4	4.3	±0.1	
Fourth-Year	99	±1	0	7	16	22	56	±2	4.3	±0.1	
Experienced USC	98	±2	0	13	30	26	31	±6	3.8	±0.2	
Unwanted Touching	96	±4	0	21	28	27	25	±10	3.6	±0.2	
Attempted SA	100	±0	NR	7	22	29	43	±11	4.1	±0.2	
Completed SA	100	±0	0	9	34	24	32	±10	3.8	±0.2	
Experienced SH	99	±1	2	8	20	24	46	±3	4.1	±0.1	
MALE											
First-Year	99	±1	2	1	3	8	85	±3	4.7	±0.1	
Second-Year	99	±1	2	2	4	10	82	±3	4.7	±0.1	
Third-Year	99	±1	3	2	5	12	78	±3	4.6	±0.1	
Fourth-Year	100	±1	3	2	5	15	76	±3	4.6	±0.1	
Not Experienced USC	99	±1	2	2	4	11	80	±2	4.7	±0.1	
Experienced USC	100	±0	4	7	18	23	48	±14	4.0	±0.3	
Not Experienced SH	99	±1	2	1	3	10	82	±2	4.7	±0.1	
Experienced SH	100	±1	3	6	12	21	58	±5	4.2	±0.1	
USMA	99	±1	2	2	3	10	83	±3	4.7	±0.1	
First-Year	99	±2	1	0	3	10	85	±5	4.8	±0.1	
Second-Year	100	±0	2	2	3	11	81	±4	4.7	±0.1	
Third-Year	99	±2	3	2	3	9	84	±5	4.7	±0.1	
Fourth-Year	100	±1	2	3	4	10	81	±5	4.6	±0.1	
Experienced USC	100	±0	NR	NR	NR	NR	NR		4.4	±0.5	
Experienced SH	100	±0	1	4	11	16	68	±9	4.4	±0.2	
USNA	99	±1	3	2	5	12	79	±3	4.6	±0.1	
First-Year	100	±1	3	3	5	8	82	±5	4.6	±0.1	
Second-Year	99	±2	1	2	4	8	85	±4	4.7	±0.1	
Third-Year	99	±2	2	2	6	16	74	±5	4.6	±0.1	
Fourth-Year	100	±1	4	1	5	15	75	±5	4.6	±0.2	
Experienced USC	100	±0	NR	NR	NR	NR	NR		4.0	±0.5	
Experienced SH	100	±0	5	4	13	20	58	±8	4.2	±0.2	
USAFA	100	±1	3	2	4	13	78	±2	4.6	±0.1	
First-Year	99	±1	2	1	2	8	87	±3	4.8	±0.1	
Second-Year	99	±1	3	2	3	13	79	±4	4.6	±0.1	
Third-Year	100	±1	3	4	7	12	75	±4	4.5	±0.1	
Fourth-Year	100	±0	3	1	5	19	72	±5	4.6	±0.1	
Experienced USC	100	±0	NR	NR	NR	NR	NR		3.8	±0.6	
Experienced SH	99	±1	3	9	13	26	50	±7	4.1	±0.2	

Note. Percent responding are students who answered the question.
 NR: Not reportable








































15d. Continued	Percent Responding		Percentages					Max ME	Average Extent		
			1	2	3	4	5				
USNA	100	±1	3	7	19	27	45	±2	4.1	±0.1	
First-Year	100	±0	6	2	18	25	49	±4	4.1	±0.1	
Second-Year	100	±0	3	11	19	26	41	±2	3.9	±0.1	
Third-Year	100	±1	2	6	19	28	47	±2	4.1	±0.1	
Fourth-Year	100	±1	1	7	19	28	45	±2	4.1	±0.1	
Experienced USC	100	±0	5	10	30	39	16	±4	3.5	±0.1	
Unwanted Touching	100	±0	4	13	26	31	26	±7	3.6	±0.2	
Attempted SA	100	±0	7	6	31	49	6	±8	3.4	±0.2	
Completed SA	100	±0	5	11	33	38	12	±7	3.4	±0.2	
Experienced SH	100	±0	4	10	28	31	28	±2	3.7	±0.1	
USAFA	99	±1	1	5	14	20	59	±2	4.3	±0.1	
First-Year	99	±1	2	4	10	15	70	±5	4.5	±0.1	
Second-Year	100	±0	2	3	9	19	67	±4	4.4	±0.1	
Third-Year	99	±1	1	6	15	21	57	±4	4.3	±0.1	
Fourth-Year	99	±1	1	8	21	22	48	±2	4.1	±0.1	
Experienced USC	98	±2	3	13	33	24	26	±6	3.6	±0.2	
Unwanted Touching	96	±4	4	8	33	31	24	±10	3.6	±0.2	
Attempted SA	100	±0	NR	14	21	43	23	±12	3.7	±0.3	
Completed SA	100	±0	5	19	39	5	32	±10	3.4	±0.3	
Experienced SH	99	±1	2	10	21	23	44	±3	4.0	±0.1	
MALE											
First-Year	99	±1	3	1	4	9	83	±3	4.7	±0.1	
Second-Year	99	±1	2	1	5	10	81	±3	4.7	±0.1	
Third-Year	99	±1	3	1	6	11	78	±3	4.6	±0.1	
Fourth-Year	100	±1	3	3	5	15	74	±3	4.6	±0.1	
Not Experienced USC	99	±1	3	2	5	11	79	±2	4.6	±0.1	
Experienced USC	100	±0	4	8	16	21	51	±13	4.1	±0.4	
Not Experienced SH	99	±1	3	1	4	10	82	±2	4.7	±0.1	
Experienced SH	100	±1	4	5	12	23	56	±5	4.2	±0.1	
USMA	99	±1	2	2	4	10	82	±3	4.7	±0.1	
First-Year	99	±2	1	0	5	11	82	±5	4.7	±0.1	
Second-Year	100	±0	3	1	6	9	82	±4	4.7	±0.1	
Third-Year	98	±2	3	0	4	7	85	±5	4.7	±0.1	
Fourth-Year	99	±1	2	4	3	12	79	±5	4.6	±0.1	
Experienced USC	100	±0	NR	NR	NR	NR	NR		4.2	±0.6	
Experienced SH	100	±0	1	6	8	20	65	±10	4.4	±0.2	
USNA	99	±1	3	2	5	12	78	±3	4.6	±0.1	
First-Year	100	±1	4	3	5	9	80	±5	4.6	±0.2	
Second-Year	99	±1	2	1	6	8	83	±5	4.7	±0.1	
Third-Year	99	±1	2	1	7	15	75	±5	4.6	±0.1	
Fourth-Year	100	±0	4	2	5	16	73	±5	4.5	±0.2	
Experienced USC	100	±0	NR	NR	NR	NR	NR		4.1	±0.5	
Experienced SH	100	±0	6	5	12	24	54	±8	4.2	±0.2	
USAFA	100	±1	3	2	6	13	77	±2	4.6	±0.1	
First-Year	99	±1	2	0	2	7	88	±3	4.8	±0.1	
Second-Year	99	±1	3	2	5	13	77	±4	4.6	±0.1	
Third-Year	100	±1	4	2	8	11	76	±4	4.5	±0.1	
Fourth-Year	100	±1	2	2	7	18	70	±5	4.5	±0.1	
Experienced USC	100	±0	NR	NR	NR	NR	NR		3.8	±0.6	
Experienced SH	99	±1	3	5	16	24	52	±7	4.2	±0.2	

Note. Percent responding are students who answered the question.
 NR: Not reportable

15. To what extent do you feel safe from being sexually harassed at the following times and locations?

e. On Academy grounds, in dorm/barracks/living and sleeping area

1. Not at all 2. Small extent 3. Moderate extent
 4. Large extent 5. Very large extent

	Percent Responding		Percentages					Max ME	Average Extent		
			1	2	3	4	5				
TOTAL	99	±1	3	3	8	14	72	±1	4.5	±0.1	
USMA	100	±1	2	3	7	13	75	±2	4.5	±0.1	
USNA	99	±1	3	3	9	15	70	±2	4.5	±0.1	
USAFA	99	±1	2	3	7	15	73	±2	4.5	±0.1	
CLASS											
First-Year	99	±1	2	3	6	11	78	±2	4.6	±0.1	
Second-Year	99	±1	2	2	7	13	75	±2	4.6	±0.1	
Third-Year	99	±1	3	4	9	13	71	±3	4.5	±0.1	
Fourth-Year	100	±1	3	4	8	19	67	±3	4.4	±0.1	
GENDER											
Female	99	±1	2	8	19	26	45	±1	4.0	±0.1	
Male	99	±1	3	2	5	12	78	±2	4.6	±0.1	
EXPERIENCED BEHAVIORS											
Not Experienced USC	99	±1	2	3	7	14	74	±2	4.5	±0.1	
Experienced USC	100	±1	6	15	26	23	29	±7	3.5	±0.2	
Unwanted Touching	99	±1	3	16	25	24	32	±10	3.7	±0.3	
Attempted SA	100	±0	11	14	29	31	15	±11	3.2	±0.2	
Completed SA	100	±0	11	12	26	19	32	±11	3.5	±0.3	
Not Experienced SH	99	±1	2	1	5	12	80	±2	4.6	±0.1	
Experienced SH	100	±1	3	10	22	25	40	±3	3.9	±0.1	
FEMALE											
First-Year	99	±1	3	6	19	23	49	±3	4.1	±0.1	
Second-Year	100	±0	3	7	20	24	47	±2	4.1	±0.1	
Third-Year	99	±1	2	8	18	27	44	±2	4.0	±0.1	
Fourth-Year	99	±1	1	9	19	29	41	±1	4.0	±0.1	
Not Experienced USC	100	±1	2	7	18	26	48	±1	4.1	±0.1	
Experienced USC	99	±1	8	19	28	29	16	±3	3.3	±0.1	
Unwanted Touching	98	±2	3	24	25	34	14	±5	3.3	±0.1	
Attempted SA	100	±0	13	16	25	35	11	±5	3.2	±0.2	
Completed SA	100	±0	11	13	33	19	24	±5	3.3	±0.2	
Not Experienced SH	100	±1	1	2	8	24	64	±2	4.5	±0.1	
Experienced SH	99	±1	3	12	28	27	28	±2	3.7	±0.1	
USMA	99	±1	3	9	24	28	36	±2	3.9	±0.1	
First-Year	99	±1	3	6	31	22	39	±4	3.9	±0.1	
Second-Year	100	±0	3	6	22	28	40	±4	4.0	±0.1	
Third-Year	99	±1	4	12	19	28	37	±3	3.8	±0.1	
Fourth-Year	99	±1	2	11	22	34	31	±2	3.8	±0.1	
Experienced USC	100	±0	11	25	31	16	18	±5	3.1	±0.2	
Unwanted Touching	100	±0	0	33	30	24	13	±8	3.2	±0.2	
Attempted SA	100	±0	28	16	29	11	17	±9	2.7	±0.3	
Completed SA	100	±0	6	20	33	13	28	±8	3.4	±0.2	
Experienced SH	99	±1	3	13	34	25	25	±2	3.5	±0.1	

Note. Percent responding are students who answered the question.

15e. Continued	Percent Responding		Percentages					Max ME	Average Extent		
			1	2	3	4	5				
USNA	100	±1	3	8	21	29	39	±2	3.9	±0.1	
First-Year	100	±0	6	7	17	27	43	±4	3.9	±0.1	
Second-Year	100	±0	5	8	24	30	33	±2	3.8	±0.1	
Third-Year	100	±1	2	8	22	28	42	±2	4.0	±0.1	
Fourth-Year	100	±1	2	8	20	31	39	±2	4.0	±0.1	
Experienced USC	100	±0	11	12	30	37	11	±4	3.2	±0.1	
Unwanted Touching	100	±0	4	13	26	44	13	±6	3.5	±0.2	
Attempted SA	100	±0	7	25	25	43	0	±8	3.0	±0.2	
Completed SA	100	±0	22	0	39	22	17	±7	3.1	±0.2	
Experienced SH	100	±0	4	12	32	32	19	±2	3.5	±0.1	
USAFA	99	±1	1	7	13	21	58	±2	4.3	±0.1	
First-Year	98	±2	2	4	10	20	64	±6	4.4	±0.1	
Second-Year	100	±0	1	5	14	15	65	±4	4.4	±0.1	
Third-Year	99	±1	2	6	14	24	54	±4	4.2	±0.1	
Fourth-Year	99	±1	1	10	15	24	51	±2	4.1	±0.1	
Experienced USC	98	±2	3	19	25	34	20	±6	3.5	±0.2	
Unwanted Touching	96	±4	4	26	21	33	17	±9	3.3	±0.2	
Attempted SA	100	±0	NR	7	21	56	16	±13	3.8	±0.2	
Completed SA	100	±0	5	19	29	20	27	±11	3.5	±0.3	
Experienced SH	99	±1	2	12	20	25	41	±3	3.9	±0.1	
MALE											
First-Year	99	±1	2	2	4	9	83	±3	4.7	±0.1	
Second-Year	99	±1	2	1	5	11	80	±3	4.7	±0.1	
Third-Year	99	±1	3	3	7	10	77	±3	4.6	±0.1	
Fourth-Year	100	±1	3	3	5	16	73	±3	4.5	±0.1	
Not Experienced USC	99	±1	3	2	5	12	78	±2	4.6	±0.1	
Experienced USC	100	±0	4	10	23	15	48	±13	3.9	±0.4	
Not Experienced SH	99	±1	2	1	4	11	81	±2	4.7	±0.1	
Experienced SH	100	±1	3	8	15	22	51	±5	4.1	±0.1	
USMA	100	±1	2	2	5	10	81	±3	4.7	±0.1	
First-Year	99	±2	1	1	5	10	82	±5	4.7	±0.1	
Second-Year	100	±0	3	1	5	10	82	±4	4.7	±0.1	
Third-Year	100	±1	3	2	5	7	83	±5	4.7	±0.2	
Fourth-Year	100	±1	2	3	5	13	77	±5	4.6	±0.1	
Experienced USC	100	±0	NR	NR	NR	NR	NR		4.0	±0.6	
Experienced SH	100	±0	1	11	12	18	58	±10	4.2	±0.2	
USNA	99	±1	3	2	6	12	76	±3	4.6	±0.1	
First-Year	100	±1	3	4	5	9	80	±5	4.6	±0.1	
Second-Year	99	±2	1	1	6	9	82	±5	4.7	±0.1	
Third-Year	99	±1	2	2	8	15	73	±5	4.5	±0.1	
Fourth-Year	100	±0	4	2	7	17	70	±5	4.5	±0.2	
Experienced USC	100	±0	NR	NR	NR	NR	NR		4.1	±0.5	
Experienced SH	100	±0	5	8	14	24	50	±8	4.1	±0.2	
USAFA	99	±1	3	2	5	13	77	±2	4.6	±0.1	
First-Year	99	±1	2	1	3	7	87	±3	4.8	±0.1	
Second-Year	99	±1	2	2	5	15	76	±4	4.6	±0.1	
Third-Year	100	±1	3	3	10	10	74	±4	4.5	±0.1	
Fourth-Year	100	±1	3	2	4	20	71	±5	4.5	±0.1	
Experienced USC	100	±0	NR	NR	NR	NR	NR		3.6	±0.6	
Experienced SH	99	±1	3	6	19	24	48	±7	4.1	±0.2	

Note. Percent responding are students who answered the question.
NR: Not reportable

15. To what extent do you feel safe from being sexually harassed at the following times and locations?
 f. On Academy grounds, not in dorm/barracks/living and sleeping area

1. Not at all
 2. Small extent
 3. Moderate extent
 4. Large extent
 5. Very large extent

	Percent Responding		Percentages					Max ME	Average Extent		
			1	2	3	4	5				
TOTAL	99	±1	3	2	6	14	75	±1	4.6	±0.1	
USMA	100	±1	2	2	5	13	77	±2	4.6	±0.1	
USNA	99	±1	3	2	6	16	73	±2	4.5	±0.1	
USAFA	100	±1	2	3	6	13	76	±2	4.6	±0.1	
CLASS											
First-Year	99	±1	2	2	5	11	80	±2	4.6	±0.1	
Second-Year	99	±1	3	2	5	13	78	±2	4.6	±0.1	
Third-Year	99	±1	2	2	7	15	74	±2	4.6	±0.1	
Fourth-Year	100	±1	3	2	6	17	71	±3	4.5	±0.1	
GENDER											
Female	100	±1	2	5	15	27	50	±1	4.2	±0.1	
Male	99	±1	3	2	4	11	81	±2	4.7	±0.1	
EXPERIENCED BEHAVIORS											
Not Experienced USC	99	±1	2	2	5	14	77	±1	4.6	±0.1	
Experienced USC	100	±1	4	11	23	26	36	±6	3.8	±0.2	
Unwanted Touching	99	±1	3	8	18	29	43	±10	4.0	±0.2	
Attempted SA	100	±0	4	14	34	26	22	±10	3.5	±0.2	
Completed SA	100	±0	8	11	25	24	32	±10	3.6	±0.3	
Not Experienced SH	99	±1	2	1	3	11	82	±2	4.7	±0.1	
Experienced SH	99	±1	3	7	17	27	46	±3	4.1	±0.1	
FEMALE											
First-Year	99	±1	3	3	14	23	57	±3	4.3	±0.1	
Second-Year	100	±0	3	6	13	26	53	±2	4.2	±0.1	
Third-Year	99	±1	2	6	17	29	47	±2	4.1	±0.1	
Fourth-Year	99	±1	1	7	17	30	46	±1	4.1	±0.1	
Not Experienced USC	100	±1	2	4	14	27	53	±1	4.2	±0.1	
Experienced USC	99	±1	5	15	29	28	24	±3	3.5	±0.1	
Unwanted Touching	98	±2	3	17	23	34	24	±5	3.6	±0.1	
Attempted SA	100	±0	4	16	31	30	19	±5	3.4	±0.2	
Completed SA	100	±0	7	11	32	20	30	±5	3.5	±0.2	
Not Experienced SH	100	±1	1	1	6	23	68	±2	4.6	±0.1	
Experienced SH	99	±1	3	9	23	31	35	±2	3.9	±0.1	
USMA	99	±1	2	5	18	33	41	±2	4.1	±0.1	
First-Year	99	±1	0	2	19	31	48	±4	4.3	±0.1	
Second-Year	100	±0	3	5	13	31	48	±4	4.1	±0.1	
Third-Year	99	±1	4	6	21	30	38	±3	3.9	±0.1	
Fourth-Year	99	±1	1	7	19	38	34	±2	4.0	±0.1	
Experienced USC	100	±0	3	19	32	23	22	±5	3.4	±0.1	
Unwanted Touching	100	±0	0	19	33	33	15	±8	3.4	±0.2	
Attempted SA	100	±0	6	21	28	28	17	±9	3.3	±0.2	
Completed SA	100	±0	6	20	26	6	42	±8	3.6	±0.2	
Experienced SH	99	±1	3	8	26	32	31	±2	3.8	±0.1	








































Note. Percent responding are students who answered the question.

15f. Continued	Percent Responding		Percentages					Max ME	Average Extent		
			1	2	3	4	5				
USNA	100	±1	3	5	15	31	46	±2	4.1	±0.1	
First-Year	100	±0	6	1	16	28	50	±4	4.2	±0.1	
Second-Year	100	±0	4	8	15	34	40	±2	4.0	±0.1	
Third-Year	100	±1	2	6	15	33	45	±2	4.1	±0.1	
Fourth-Year	100	±1	1	5	14	30	50	±2	4.2	±0.1	
Experienced USC	100	±0	5	10	28	39	17	±4	3.5	±0.1	
Unwanted Touching	100	±0	4	8	22	44	21	±7	3.7	±0.1	
Attempted SA	100	±0	7	25	25	31	12	±8	3.2	±0.2	
Completed SA	100	±0	5	0	39	39	17	±7	3.6	±0.2	
Experienced SH	100	±0	4	8	24	37	28	±2	3.8	±0.1	
USAFA	99	±1	1	6	13	19	61	±2	4.3	±0.1	
First-Year	99	±1	2	5	9	13	71	±5	4.5	±0.1	
Second-Year	100	±0	1	4	10	15	69	±4	4.5	±0.1	
Third-Year	99	±1	2	5	15	23	55	±4	4.2	±0.1	
Fourth-Year	99	±1	1	8	17	23	51	±2	4.2	±0.1	
Experienced USC	98	±2	5	16	26	23	31	±6	3.6	±0.2	
Unwanted Touching	96	±4	4	22	15	25	34	±10	3.6	±0.3	
Attempted SA	100	±0	NR	NR	41	30	29	±12	3.9	±0.2	
Completed SA	100	±0	10	14	29	15	32	±10	3.5	±0.3	
Experienced SH	99	±1	2	10	20	22	45	±3	4.0	±0.1	
MALE											
First-Year	99	±1	2	2	4	8	84	±3	4.7	±0.1	
Second-Year	99	±1	3	2	3	10	82	±3	4.7	±0.1	
Third-Year	99	±1	2	2	5	12	80	±3	4.6	±0.1	
Fourth-Year	100	±1	3	2	4	15	76	±3	4.6	±0.1	
Not Experienced USC	99	±1	3	2	4	11	81	±2	4.7	±0.1	
Experienced USC	100	±0	4	4	15	23	53	±14	4.2	±0.3	
Not Experienced SH	99	±1	3	1	3	10	83	±2	4.7	±0.1	
Experienced SH	100	±1	3	4	11	23	58	±5	4.3	±0.1	
USMA	100	±1	2	1	3	10	84	±3	4.7	±0.1	
First-Year	99	±2	1	1	4	10	84	±5	4.7	±0.1	
Second-Year	100	±0	3	1	3	10	83	±4	4.7	±0.1	
Third-Year	100	±1	2	0	2	8	87	±5	4.8	±0.1	
Fourth-Year	100	±1	3	2	5	11	80	±5	4.6	±0.1	
Experienced USC	100	±0	NR	NR	NR	NR	NR		4.5	±0.4	
Experienced SH	100	±0	1	5	9	17	68	±9	4.5	±0.2	
USNA	99	±1	3	2	4	12	79	±3	4.6	±0.1	
First-Year	99	±2	3	3	5	8	81	±5	4.6	±0.1	
Second-Year	99	±1	2	2	4	7	86	±4	4.7	±0.1	
Third-Year	99	±1	2	1	5	16	75	±5	4.6	±0.1	
Fourth-Year	100	±0	4	2	3	18	74	±5	4.6	±0.1	
Experienced USC	100	±0	NR	NR	NR	NR	NR		4.3	±0.5	
Experienced SH	99	±2	4	3	11	26	56	±8	4.3	±0.2	
USAFA	100	±1	3	2	4	12	79	±2	4.6	±0.1	
First-Year	99	±1	2	1	2	6	89	±3	4.8	±0.1	
Second-Year	99	±1	3	2	3	14	78	±4	4.6	±0.1	
Third-Year	100	±1	3	3	7	10	76	±4	4.5	±0.1	
Fourth-Year	100	±0	3	1	5	16	75	±5	4.6	±0.1	
Experienced USC	100	±0	NR	NR	NR	NR	NR		3.8	±0.6	
Experienced SH	99	±1	3	6	13	25	54	±7	4.2	±0.2	

Note. Percent responding are students who answered the question.
 NR: Not reportable

15. To what extent do you feel safe from being sexually harassed at the following times and locations?**g. Off Academy grounds, at an Academy-sponsored event**1. Not at all
4. Large extent2. Small extent
5. Very large extent

3. Moderate extent

	Percent Responding		Percentages					Max ME	Average Extent		
			1	2	3	4	5				
TOTAL	99	±1	3	2	6	15	75	±1	4.6	±0.1	
USMA	99	±1	2	2	6	13	77	±2	4.6	±0.1	
USNA	99	±1	3	3	6	16	72	±2	4.5	±0.1	
USAFA	99	±1	3	2	5	16	75	±2	4.6	±0.1	
CLASS											
First-Year	99	±1	2	2	5	12	79	±2	4.6	±0.1	
Second-Year	99	±1	2	2	5	14	77	±2	4.6	±0.1	
Third-Year	99	±1	3	3	6	16	73	±3	4.5	±0.1	
Fourth-Year	99	±1	3	3	7	18	70	±3	4.5	±0.1	
GENDER											
Female	99	±1	3	5	14	26	52	±1	4.2	±0.1	
Male	99	±1	3	2	4	12	79	±2	4.6	±0.1	
EXPERIENCED BEHAVIORS											
Not Experienced USC	99	±1	2	2	5	15	75	±1	4.6	±0.1	
Experienced USC	98	±2	6	13	18	21	42	±6	3.8	±0.2	
Unwanted Touching	97	±4	4	13	14	20	49	±9	4.0	±0.3	
Attempted SA	100	±0	7	14	20	26	32	±11	3.6	±0.3	
Completed SA	100	±0	9	14	23	19	35	±11	3.6	±0.3	
Not Experienced SH	99	±1	2	1	4	12	80	±2	4.7	±0.1	
Experienced SH	99	±1	3	7	16	25	49	±3	4.1	±0.1	
FEMALE											
First-Year	100	±1	3	4	14	22	57	±3	4.3	±0.1	
Second-Year	100	±0	2	5	11	26	56	±2	4.3	±0.1	
Third-Year	99	±1	3	6	13	29	50	±2	4.2	±0.1	
Fourth-Year	99	±1	2	7	16	28	47	±1	4.1	±0.1	
Not Experienced USC	99	±1	2	5	13	26	54	±1	4.3	±0.1	
Experienced USC	99	±1	7	15	21	28	29	±3	3.6	±0.1	
Unwanted Touching	98	±2	5	13	22	28	32	±5	3.7	±0.2	
Attempted SA	100	±0	8	16	23	29	24	±5	3.4	±0.2	
Completed SA	100	±0	9	15	19	28	29	±5	3.5	±0.2	
Not Experienced SH	99	±1	1	2	6	22	69	±2	4.5	±0.1	
Experienced SH	99	±1	4	8	20	30	38	±2	3.9	±0.1	
USMA	100	±1	2	6	17	30	45	±2	4.1	±0.1	
First-Year	100	±0	0	6	16	26	53	±4	4.3	±0.1	
Second-Year	100	±0	2	4	9	32	52	±4	4.3	±0.1	
Third-Year	99	±1	5	4	16	34	41	±3	4.0	±0.1	
Fourth-Year	99	±1	2	10	23	29	36	±2	3.9	±0.1	
Experienced USC	100	±0	7	21	20	23	29	±5	3.5	±0.2	
Unwanted Touching	100	±0	0	23	19	29	30	±8	3.6	±0.2	
Attempted SA	100	±0	11	21	23	22	23	±9	3.2	±0.3	
Completed SA	100	±0	13	19	21	13	34	±8	3.4	±0.2	
Experienced SH	99	±1	3	9	22	30	36	±2	3.9	±0.1	

Note. Percent responding are students who answered the question.








































15g. Continued	Percent Responding		Percentages					Max ME	Average Extent		
			1	2	3	4	5				
USNA	99	±1	3	6	16	28	47	±2	4.1	±0.1	
First-Year	100	±0	6	5	16	25	48	±4	4.0	±0.1	
Second-Year	100	±0	3	8	16	32	41	±2	4.0	±0.1	
Third-Year	99	±1	2	7	15	26	50	±2	4.2	±0.1	
Fourth-Year	100	±1	2	6	15	29	49	±2	4.2	±0.1	
Experienced USC	100	±0	4	9	25	35	28	±4	3.8	±0.1	
Unwanted Touching	100	±0	0	4	36	26	34	±7	3.9	±0.1	
Attempted SA	100	±0	13	12	19	37	19	±7	3.4	±0.2	
Completed SA	100	±0	0	11	16	44	29	±7	3.9	±0.2	
Experienced SH	100	±1	4	8	23	34	31	±2	3.8	±0.1	
USAFA	99	±1	2	4	10	22	62	±2	4.4	±0.1	
First-Year	99	±1	4	1	10	16	70	±5	4.5	±0.1	
Second-Year	100	±0	1	3	8	14	73	±3	4.6	±0.1	
Third-Year	99	±1	2	5	8	27	56	±4	4.3	±0.1	
Fourth-Year	99	±1	1	7	13	27	53	±2	4.2	±0.1	
Experienced USC	98	±2	11	15	18	27	29	±6	3.5	±0.2	
Unwanted Touching	96	±4	14	12	14	28	32	±10	3.5	±0.3	
Attempted SA	100	±0	NR	14	27	30	29	±12	3.7	±0.3	
Completed SA	100	±0	14	15	19	26	27	±10	3.4	±0.3	
Experienced SH	99	±1	4	8	16	26	47	±3	4.0	±0.1	
MALE											
First-Year	99	±1	2	1	4	10	83	±3	4.7	±0.1	
Second-Year	99	±1	2	2	3	11	81	±3	4.7	±0.1	
Third-Year	99	±1	2	2	5	13	78	±3	4.6	±0.1	
Fourth-Year	99	±1	3	2	5	16	75	±3	4.6	±0.1	
Not Experienced USC	99	±1	3	2	4	12	79	±2	4.6	±0.1	
Experienced USC	97	±5	4	11	12	11	62	±14	4.2	±0.4	
Not Experienced SH	99	±1	3	1	3	12	81	±2	4.7	±0.1	
Experienced SH	99	±1	3	6	11	20	61	±5	4.3	±0.1	
USMA	99	±1	2	1	4	10	83	±3	4.7	±0.1	
First-Year	99	±2	1	0	4	11	84	±5	4.8	±0.1	
Second-Year	100	±0	3	1	4	10	82	±4	4.7	±0.1	
Third-Year	99	±2	2	1	2	9	86	±5	4.7	±0.1	
Fourth-Year	99	±1	3	2	6	11	78	±5	4.6	±0.1	
Experienced USC	89	±17	NR	NR	NR	NR	NR		4.5	±0.6	
Experienced SH	99	±3	1	4	14	15	67	±10	4.4	±0.2	
USNA	99	±1	3	3	4	13	78	±3	4.6	±0.1	
First-Year	99	±1	4	2	4	11	80	±5	4.6	±0.1	
Second-Year	99	±1	1	3	3	9	83	±5	4.7	±0.1	
Third-Year	99	±1	2	3	5	16	74	±5	4.6	±0.1	
Fourth-Year	100	±0	4	2	4	16	75	±5	4.6	±0.1	
Experienced USC	100	±0	NR	NR	NR	NR	NR		4.1	±0.6	
Experienced SH	100	±0	5	7	8	19	61	±8	4.2	±0.2	
USAFA	99	±1	3	1	4	14	77	±2	4.6	±0.1	
First-Year	99	±1	2	0	3	7	88	±3	4.8	±0.1	
Second-Year	99	±1	3	1	3	15	78	±4	4.6	±0.1	
Third-Year	100	±1	3	2	7	13	75	±4	4.5	±0.1	
Fourth-Year	99	±1	3	1	5	19	72	±5	4.6	±0.1	
Experienced USC	100	±0	NR	NR	NR	NR	NR		3.9	±0.6	
Experienced SH	99	±2	3	5	11	25	55	±7	4.3	±0.2	

Note. Percent responding are students who answered the question.
 NR: Not reportable

15. To what extent do you feel safe from being sexually harassed at the following times and locations?

h. Off Academy grounds, while on leave

- 1. Not at all
- 2. Small extent
- 3. Moderate extent
- 4. Large extent
- 5. Very large extent

	Percent Responding		Percentages					Max ME	Average Extent		
			1	2	3	4	5				
TOTAL	99	±1	3	4	10	17	66	±2	4.4	±0.1	
USMA	100	±1	2	4	9	15	70	±2	4.5	±0.1	
USNA	99	±1	3	4	11	18	65	±2	4.4	±0.1	
USAFA	99	±1	3	4	12	17	64	±2	4.3	±0.1	
CLASS											
First-Year	99	±1	3	3	8	15	71	±3	4.5	±0.1	
Second-Year	99	±1	3	4	9	15	69	±2	4.4	±0.1	
Third-Year	99	±1	3	4	11	17	65	±3	4.4	±0.1	
Fourth-Year	100	±1	3	5	13	18	61	±3	4.3	±0.1	
GENDER											
Female	99	±1	3	8	23	28	37	±1	3.9	±0.1	
Male	99	±1	3	3	8	14	72	±2	4.5	±0.1	
EXPERIENCED BEHAVIORS											
Not Experienced USC	99	±1	3	4	10	16	67	±2	4.4	±0.1	
Experienced USC	98	±2	6	17	25	25	27	±6	3.5	±0.2	
Unwanted Touching	97	±4	6	15	20	28	31	±10	3.6	±0.3	
Attempted SA	100	±0	4	14	29	32	22	±11	3.5	±0.2	
Completed SA	100	±0	9	22	33	18	19	±12	3.2	±0.3	
Not Experienced SH	99	±1	3	3	8	15	72	±2	4.5	±0.1	
Experienced SH	99	±1	4	9	23	24	39	±3	3.9	±0.1	
FEMALE											
First-Year	100	±1	2	7	22	27	41	±3	4.0	±0.1	
Second-Year	100	±0	3	8	19	28	41	±2	4.0	±0.1	
Third-Year	99	±1	4	7	25	28	36	±2	3.8	±0.1	
Fourth-Year	99	±1	2	11	25	30	32	±1	3.8	±0.1	
Not Experienced USC	99	±1	3	8	23	29	39	±1	3.9	±0.1	
Experienced USC	99	±1	6	17	30	27	20	±3	3.4	±0.1	
Unwanted Touching	98	±2	5	20	24	27	24	±5	3.4	±0.2	
Attempted SA	100	±0	4	16	26	36	17	±5	3.5	±0.2	
Completed SA	100	±0	9	14	39	21	17	±5	3.2	±0.1	
Not Experienced SH	100	±1	2	4	19	28	47	±2	4.1	±0.1	
Experienced SH	99	±1	4	12	27	29	29	±2	3.7	±0.1	
USMA	100	±1	2	9	23	33	33	±2	3.8	±0.1	
First-Year	100	±0	0	8	25	30	37	±4	4.0	±0.1	
Second-Year	100	±0	2	5	15	32	45	±4	4.1	±0.1	
Third-Year	99	±1	4	8	29	33	26	±3	3.7	±0.1	
Fourth-Year	99	±1	2	15	22	36	25	±2	3.7	±0.1	
Experienced USC	100	±0	3	17	29	23	27	±5	3.5	±0.1	
Unwanted Touching	100	±0	0	14	39	23	25	±8	3.6	±0.2	
Attempted SA	100	±0	0	16	22	28	35	±9	3.8	±0.2	
Completed SA	100	±0	13	26	21	20	20	±8	3.1	±0.2	
Experienced SH	99	±1	2	12	26	33	28	±2	3.7	±0.1	

Note. Percent responding are students who answered the question.

15h. Continued	Percent Responding		Percentages					Max ME	Average Extent		
			1	2	3	4	5				
USNA	99	±1	4	9	21	27	38	±2	3.9	±0.1	
First-Year	100	±0	7	7	18	25	43	±4	3.9	±0.1	
Second-Year	100	±0	5	12	21	32	31	±2	3.7	±0.1	
Third-Year	99	±1	4	9	21	27	40	±2	3.9	±0.1	
Fourth-Year	98	±1	3	7	25	26	39	±2	3.9	±0.1	
Experienced USC	100	±0	2	23	28	31	16	±4	3.4	±0.1	
Unwanted Touching	100	±0	0	30	18	35	17	±6	3.4	±0.2	
Attempted SA	100	±0	7	19	37	31	6	±8	3.1	±0.2	
Completed SA	100	±0	0	16	34	28	23	±7	3.6	±0.2	
Experienced SH	99	±1	6	12	26	30	26	±2	3.6	±0.1	
USAFA	100	±1	2	8	25	26	39	±2	3.9	±0.1	
First-Year	99	±1	1	6	23	27	43	±6	4.1	±0.2	
Second-Year	100	±0	1	7	22	22	48	±4	4.1	±0.1	
Third-Year	99	±1	4	4	28	25	39	±4	3.9	±0.1	
Fourth-Year	99	±1	2	13	27	29	29	±2	3.7	±0.1	
Experienced USC	98	±2	12	12	31	27	18	±6	3.3	±0.2	
Unwanted Touching	96	±4	13	16	18	24	29	±9	3.4	±0.3	
Attempted SA	100	±0	7	14	21	51	7	±11	3.4	±0.2	
Completed SA	100	±0	14	5	56	15	9	±9	3.0	±0.2	
Experienced SH	99	±1	4	12	29	24	32	±3	3.7	±0.1	
MALE											
First-Year	99	±1	3	3	5	13	76	±3	4.6	±0.1	
Second-Year	99	±1	3	3	7	13	74	±3	4.5	±0.1	
Third-Year	99	±1	3	3	8	14	71	±3	4.5	±0.1	
Fourth-Year	100	±1	3	4	11	16	67	±3	4.4	±0.1	
Not Experienced USC	99	±1	3	3	8	14	72	±2	4.5	±0.1	
Experienced USC	97	±5	7	17	17	22	36	±14	3.6	±0.4	
Not Experienced SH	99	±1	3	3	7	14	74	±2	4.5	±0.1	
Experienced SH	99	±1	4	6	19	20	51	±5	4.1	±0.1	
USMA	99	±1	2	3	6	12	76	±3	4.6	±0.1	
First-Year	99	±2	1	3	6	12	78	±5	4.6	±0.1	
Second-Year	100	±0	3	4	6	12	74	±5	4.5	±0.1	
Third-Year	99	±2	2	3	4	12	79	±5	4.6	±0.1	
Fourth-Year	100	±1	2	4	8	12	74	±5	4.5	±0.1	
Experienced USC	89	±17	NR	NR	NR	NR	NR		3.9	±0.8	
Experienced SH	99	±3	NR	7	21	18	54	±10	4.2	±0.2	
USNA	99	±1	3	3	8	15	70	±3	4.5	±0.1	
First-Year	100	±1	4	3	6	14	74	±5	4.5	±0.2	
Second-Year	99	±2	2	2	8	11	77	±5	4.6	±0.1	
Third-Year	99	±1	2	2	10	18	67	±6	4.5	±0.1	
Fourth-Year	100	±0	4	4	9	18	64	±6	4.4	±0.2	
Experienced USC	100	±0	NR	NR	NR	NR	NR		3.8	±0.6	
Experienced SH	99	±2	5	7	15	22	51	±8	4.1	±0.2	
USAFA	99	±1	3	3	9	15	69	±3	4.4	±0.1	
First-Year	99	±1	3	2	4	14	78	±4	4.6	±0.1	
Second-Year	99	±1	3	4	7	15	71	±4	4.5	±0.1	
Third-Year	100	±1	4	5	10	13	68	±5	4.4	±0.1	
Fourth-Year	99	±1	3	2	15	18	62	±5	4.3	±0.1	
Experienced USC	100	±0	NR	NR	NR	NR	NR		3.2	±0.5	
Experienced SH	99	±1	7	6	20	19	48	±7	4.0	±0.2	

Note. Percent responding are students who answered the question.
 NR: Not reportable

15i. Continued	Percent Responding		Percentages					Max ME	Average Extent		
			1	2	3	4	5				
USNA	100	±1	4	8	23	28	38	±2	3.9	±0.1	
First-Year	100	±0	6	8	17	30	39	±4	3.9	±0.1	
Second-Year	100	±0	6	9	23	32	30	±2	3.7	±0.1	
Third-Year	99	±1	3	7	23	27	40	±2	3.9	±0.1	
Fourth-Year	100	±1	1	7	26	25	41	±2	4.0	±0.1	
Experienced USC	100	±0	2	23	30	31	14	±4	3.3	±0.1	
Unwanted Touching	100	±0	0	26	18	43	13	±6	3.4	±0.2	
Attempted SA	100	±0	7	19	50	19	6	±8	3.0	±0.2	
Completed SA	100	±0	0	23	27	28	23	±7	3.5	±0.2	
Experienced SH	100	±1	5	12	30	30	24	±2	3.6	±0.1	
USAFA	99	±1	2	6	25	27	39	±2	4.0	±0.1	
First-Year	99	±1	1	4	25	25	46	±6	4.1	±0.1	
Second-Year	100	±0	1	6	20	28	45	±4	4.1	±0.1	
Third-Year	99	±1	4	5	27	28	37	±4	3.9	±0.1	
Fourth-Year	99	±1	3	10	28	28	32	±2	3.8	±0.1	
Experienced USC	98	±2	12	15	27	31	16	±6	3.2	±0.2	
Unwanted Touching	96	±4	13	16	13	28	30	±9	3.5	±0.3	
Attempted SA	100	±0	7	21	22	45	7	±11	3.2	±0.2	
Completed SA	100	±0	14	10	45	26	5	±10	3.0	±0.2	
Experienced SH	99	±1	4	10	30	25	31	±3	3.7	±0.1	
MALE											
First-Year	99	±1	3	2	6	13	76	±3	4.6	±0.1	
Second-Year	99	±1	3	3	7	14	74	±3	4.5	±0.1	
Third-Year	99	±1	3	3	9	14	71	±3	4.5	±0.1	
Fourth-Year	100	±1	3	3	11	17	67	±3	4.4	±0.1	
Not Experienced USC	99	±1	3	3	8	14	72	±2	4.5	±0.1	
Experienced USC	100	±0	7	18	19	23	34	±14	3.6	±0.4	
Not Experienced SH	99	±1	3	2	7	14	74	±2	4.6	±0.1	
Experienced SH	100	±1	4	7	18	21	51	±5	4.1	±0.1	
USMA	100	±1	2	3	7	12	76	±3	4.6	±0.1	
First-Year	99	±2	1	3	6	12	78	±5	4.6	±0.1	
Second-Year	100	±0	3	5	6	12	74	±5	4.5	±0.1	
Third-Year	100	±1	2	2	6	12	78	±6	4.6	±0.1	
Fourth-Year	100	±1	2	3	10	13	72	±5	4.5	±0.1	
Experienced USC	100	±0	NR	NR	NR	NR	NR		3.7	±0.8	
Experienced SH	100	±0	1	5	23	15	56	±10	4.2	±0.2	
USNA	99	±1	3	2	8	16	70	±3	4.5	±0.1	
First-Year	100	±1	4	2	7	14	73	±5	4.5	±0.2	
Second-Year	99	±2	2	2	6	13	77	±5	4.6	±0.1	
Third-Year	99	±1	2	2	10	18	68	±6	4.5	±0.1	
Fourth-Year	100	±0	4	2	9	20	65	±6	4.4	±0.2	
Experienced USC	100	±0	NR	NR	NR	NR	NR		3.7	±0.6	
Experienced SH	99	±2	5	7	15	25	50	±8	4.1	±0.2	
USAFA	99	±1	3	3	9	15	70	±3	4.5	±0.1	
First-Year	99	±1	2	2	5	12	79	±4	4.6	±0.1	
Second-Year	99	±1	3	3	8	16	71	±4	4.5	±0.1	
Third-Year	100	±1	3	6	10	13	68	±5	4.4	±0.1	
Fourth-Year	99	±1	3	3	13	19	63	±5	4.4	±0.1	
Experienced USC	100	±0	NR	NR	NR	NR	NR		3.2	±0.6	
Experienced SH	99	±1	5	9	18	21	48	±7	4.0	±0.2	

Note. Percent responding are students who answered the question.
 NR: Not reportable

15j. Continued	Percent Responding		Percentages					Max ME	Average Extent		
			1	2	3	4	5				
USNA	99	±1	6	12	24	24	34	±2	3.7	±0.1	
First-Year	99	±1	7	7	21	26	39	±4	3.8	±0.1	
Second-Year	99	±1	10	14	19	28	29	±2	3.5	±0.1	
Third-Year	100	±1	5	15	25	22	34	±2	3.7	±0.1	
Fourth-Year	99	±1	4	10	27	22	37	±2	3.8	±0.1	
Experienced USC	98	±1	7	20	21	34	18	±4	3.4	±0.1	
Unwanted Touching	96	±2	0	19	18	41	22	±6	3.7	±0.2	
Attempted SA	100	±0	13	37	12	37	0	±7	2.7	±0.2	
Completed SA	100	±0	11	5	33	22	29	±7	3.5	±0.2	
Experienced SH	99	±1	8	18	29	26	19	±2	3.3	±0.1	
USAFA	99	±1	4	14	24	22	35	±2	3.7	±0.1	
First-Year	97	±2	4	11	22	26	38	±6	3.8	±0.2	
Second-Year	99	±1	3	12	23	25	38	±4	3.8	±0.1	
Third-Year	99	±1	5	13	20	23	39	±4	3.8	±0.1	
Fourth-Year	99	±1	4	19	31	17	29	±2	3.5	±0.1	
Experienced USC	98	±2	10	26	25	24	15	±6	3.1	±0.2	
Unwanted Touching	96	±4	17	26	21	17	19	±10	3.0	±0.3	
Attempted SA	100	±0	7	29	29	22	14	±12	3.1	±0.3	
Completed SA	100	±0	5	20	28	37	10	±10	3.3	±0.2	
Experienced SH	98	±1	7	22	26	23	23	±3	3.3	±0.1	
MALE											
First-Year	99	±1	3	4	8	13	72	±3	4.5	±0.1	
Second-Year	99	±1	3	5	9	12	71	±3	4.4	±0.1	
Third-Year	99	±1	4	5	10	14	68	±3	4.4	±0.1	
Fourth-Year	99	±1	4	6	12	16	62	±3	4.2	±0.1	
Not Experienced USC	99	±1	4	5	10	13	68	±2	4.4	±0.1	
Experienced USC	100	±0	11	11	19	27	32	±14	3.6	±0.4	
Not Experienced SH	99	±1	3	4	9	13	71	±2	4.4	±0.1	
Experienced SH	100	±1	7	12	20	20	41	±5	3.8	±0.2	
USMA	99	±1	3	4	8	12	73	±3	4.5	±0.1	
First-Year	99	±2	1	3	9	13	73	±6	4.5	±0.1	
Second-Year	100	±0	4	5	8	11	72	±5	4.4	±0.2	
Third-Year	100	±1	4	2	7	9	77	±6	4.5	±0.2	
Fourth-Year	98	±2	4	6	8	13	69	±5	4.4	±0.2	
Experienced USC	100	±0	NR	NR	NR	NR	NR		4.1	±0.6	
Experienced SH	100	±0	2	13	18	19	48	±10	4.0	±0.3	
USNA	99	±1	4	5	10	15	66	±3	4.4	±0.1	
First-Year	100	±1	5	4	8	12	71	±5	4.4	±0.2	
Second-Year	99	±1	2	3	10	13	72	±5	4.5	±0.1	
Third-Year	99	±2	2	7	10	18	63	±6	4.3	±0.2	
Fourth-Year	100	±1	5	6	11	18	60	±6	4.2	±0.2	
Experienced USC	100	±0	NR	NR	NR	NR	NR		3.7	±0.6	
Experienced SH	100	±0	5	12	21	20	41	±8	3.8	±0.2	
USAFA	99	±1	4	6	11	14	64	±3	4.3	±0.1	
First-Year	99	±1	4	4	7	13	73	±4	4.5	±0.1	
Second-Year	99	±1	3	6	8	13	69	±4	4.4	±0.1	
Third-Year	99	±1	6	7	11	14	62	±5	4.2	±0.2	
Fourth-Year	99	±1	4	5	17	17	57	±5	4.2	±0.2	
Experienced USC	100	±0	NR	NR	NR	NR	NR		3.1	±0.6	
Experienced SH	99	±1	11	10	21	21	37	±7	3.6	±0.2	

Note. Percent responding are students who answered the question.
 NR: Not reportable

15k. Continued	Percent Responding		Percentages					Max ME	Average Extent		
			1	2	3	4	5				
USNA	99	±1	4	15	30	24	27	±1	3.5	±0.1	
First-Year	100	±0	7	15	25	24	30	±4	3.6	±0.1	
Second-Year	99	±1	8	17	29	25	22	±2	3.4	±0.1	
Third-Year	99	±1	3	22	30	24	23	±2	3.4	±0.1	
Fourth-Year	98	±1	1	9	33	24	32	±2	3.8	±0.1	
Experienced USC	98	±1	7	27	36	19	11	±4	3.0	±0.1	
Unwanted Touching	100	±0	4	18	35	21	21	±7	3.4	±0.2	
Attempted SA	100	±0	13	25	44	19	0	±7	2.7	±0.2	
Completed SA	95	±2	6	41	29	17	6	±7	2.8	±0.2	
Experienced SH	100	±1	6	23	36	23	13	±2	3.1	±0.1	
USAFA	99	±1	3	6	15	28	49	±2	4.1	±0.1	
First-Year	99	±1	4	5	13	28	50	±6	4.2	±0.2	
Second-Year	100	±0	2	5	12	24	57	±4	4.3	±0.1	
Third-Year	99	±1	5	5	13	28	48	±4	4.1	±0.1	
Fourth-Year	99	±1	1	8	19	30	42	±2	4.0	±0.1	
Experienced USC	98	±2	16	13	29	27	15	±6	3.1	±0.2	
Unwanted Touching	96	±4	22	21	14	27	15	±10	2.9	±0.3	
Attempted SA	100	±0	NR	13	35	38	13	±12	3.5	±0.2	
Completed SA	100	±0	19	5	40	21	16	±9	3.1	±0.3	
Experienced SH	99	±1	5	11	22	31	32	±3	3.7	±0.1	
MALE											
First-Year	99	±1	3	2	5	12	79	±3	4.6	±0.1	
Second-Year	99	±1	2	2	7	13	76	±3	4.6	±0.1	
Third-Year	99	±1	3	2	7	15	73	±3	4.5	±0.1	
Fourth-Year	99	±1	3	2	6	18	71	±3	4.5	±0.1	
Not Experienced USC	99	±1	3	2	6	14	75	±2	4.6	±0.1	
Experienced USC	100	±0	10	7	15	26	42	±14	3.9	±0.4	
Not Experienced SH	99	±1	3	1	5	13	78	±2	4.6	±0.1	
Experienced SH	100	±1	5	8	15	27	46	±5	4.0	±0.1	
USMA	99	±1	3	2	4	12	80	±3	4.6	±0.1	
First-Year	99	±2	1	0	5	14	80	±5	4.7	±0.1	
Second-Year	100	±0	3	3	4	11	80	±5	4.6	±0.1	
Third-Year	100	±1	3	0	5	10	81	±5	4.7	±0.1	
Fourth-Year	99	±1	3	4	4	12	77	±5	4.6	±0.1	
Experienced USC	100	±0	NR	NR	NR	NR	NR		4.2	±0.7	
Experienced SH	100	±0	5	7	12	24	52	±10	4.1	±0.3	
USNA	99	±1	3	2	8	16	70	±3	4.5	±0.1	
First-Year	100	±1	5	3	8	12	73	±5	4.5	±0.2	
Second-Year	99	±1	1	2	9	13	75	±5	4.6	±0.1	
Third-Year	99	±1	2	3	9	21	65	±6	4.4	±0.2	
Fourth-Year	99	±1	4	1	8	20	67	±6	4.4	±0.2	
Experienced USC	100	±0	NR	NR	NR	NR	NR		3.8	±0.6	
Experienced SH	100	±0	5	7	19	28	41	±8	3.9	±0.2	
USAFA	99	±1	3	2	5	16	74	±2	4.6	±0.1	
First-Year	99	±1	2	2	3	9	84	±3	4.7	±0.1	
Second-Year	99	±1	3	1	7	14	74	±4	4.6	±0.1	
Third-Year	100	±1	4	3	7	15	72	±4	4.5	±0.1	
Fourth-Year	99	±2	3	1	5	22	70	±5	4.5	±0.1	
Experienced USC	100	±0	NR	NR	NR	NR	NR		3.6	±0.5	
Experienced SH	99	±1	3	10	12	29	46	±7	4.0	±0.2	

Note. Percent responding are students who answered the question.
 NR: Not reportable

16a. Continued	Percent Responding		Percentages					Max ME	Average Extent		
			1	2	3	4	5				
USNA	100	±1	3	3	10	22	62	±2	4.4	±0.1	
First-Year	100	±0	5	5	9	18	63	±4	4.3	±0.1	
Second-Year	100	±0	3	4	8	26	58	±2	4.3	±0.1	
Third-Year	99	±1	3	2	12	20	65	±2	4.4	±0.1	
Fourth-Year	100	±1	2	3	11	22	62	±2	4.4	±0.1	
Experienced USC	100	±0	5	11	19	26	38	±4	3.8	±0.1	
Unwanted Touching	100	±0	0	13	17	27	43	±6	4.0	±0.2	
Attempted SA	100	±0	0	19	19	31	31	±7	3.7	±0.2	
Completed SA	100	±0	17	0	22	22	39	±7	3.7	±0.2	
Experienced SH	100	±1	4	6	14	28	48	±2	4.1	±0.1	
USAFA	99	±1	2	1	6	14	77	±2	4.6	±0.1	
First-Year	100	±0	1	0	4	13	82	±5	4.7	±0.1	
Second-Year	99	±1	1	1	3	11	84	±3	4.8	±0.1	
Third-Year	99	±1	3	4	7	13	73	±3	4.5	±0.1	
Fourth-Year	99	±1	2	0	8	18	72	±2	4.6	±0.1	
Experienced USC	98	±2	3	2	17	28	51	±6	4.2	±0.1	
Unwanted Touching	96	±4	4	4	14	18	61	±10	4.3	±0.2	
Attempted SA	100	±0	NR	NR	27	37	36	±12	4.1	±0.2	
Completed SA	100	±0	5	0	9	35	51	±9	4.3	±0.2	
Experienced SH	99	±1	3	2	8	18	69	±3	4.5	±0.1	
MALE											
First-Year	100	±1	2	1	1	6	90	±2	4.8	±0.1	
Second-Year	99	±1	2	0	2	6	90	±2	4.8	±0.1	
Third-Year	99	±1	3	0	2	9	86	±3	4.8	±0.1	
Fourth-Year	100	±1	2	1	1	9	87	±3	4.8	±0.1	
Not Experienced USC	99	±1	2	1	1	7	89	±1	4.8	±0.1	
Experienced USC	100	±0	6	3	13	15	63	±14	4.3	±0.3	
Not Experienced SH	99	±1	2	0	1	6	90	±1	4.8	±0.1	
Experienced SH	100	±0	2	1	4	16	77	±4	4.6	±0.1	
USMA	100	±1	2	1	2	6	89	±2	4.8	±0.1	
First-Year	100	±0	1	0	1	8	90	±4	4.9	±0.1	
Second-Year	100	±0	3	1	2	6	89	±4	4.8	±0.1	
Third-Year	100	±1	3	0	2	5	90	±5	4.8	±0.1	
Fourth-Year	100	±1	2	2	1	7	88	±4	4.8	±0.1	
Experienced USC	100	±0	NR	NR	NR	NR	NR		4.5	±0.5	
Experienced SH	100	±0	1	2	5	16	76	±9	4.6	±0.2	
USNA	100	±1	2	1	1	9	87	±2	4.8	±0.1	
First-Year	99	±1	2	1	2	7	88	±4	4.8	±0.1	
Second-Year	99	±1	1	1	2	4	92	±4	4.8	±0.1	
Third-Year	100	±1	2	0	1	14	82	±5	4.7	±0.1	
Fourth-Year	100	±0	2	0	0	12	86	±5	4.8	±0.1	
Experienced USC	100	±0	NR	NR	NR	NR	NR		4.5	±0.4	
Experienced SH	100	±0	2	1	5	18	74	±7	4.6	±0.2	
USAFA	99	±1	2	0	1	7	89	±2	4.8	±0.1	
First-Year	99	±1	1	0	0	4	94	±3	4.9	±0.1	
Second-Year	99	±1	2	0	1	9	88	±3	4.8	±0.1	
Third-Year	99	±1	3	0	2	8	87	±4	4.8	±0.1	
Fourth-Year	99	±1	2	1	1	8	88	±4	4.8	±0.1	
Experienced USC	100	±0	NR	NR	NR	NR	NR		3.8	±0.6	
Experienced SH	100	±0	2	1	2	15	80	±6	4.7	±0.1	

Note. Percent responding are students who answered the question.
 NR: Not reportable

16b. Continued	Percent Responding		Percentages					Max ME	Average Extent		
			1	2	3	4	5				
USNA	99	±1	3	2	5	24	65	±2	4.5	±0.1	
First-Year	100	±0	4	2	6	22	66	±4	4.5	±0.1	
Second-Year	100	±0	2	3	5	28	61	±2	4.4	±0.1	
Third-Year	99	±1	4	2	5	22	68	±2	4.5	±0.1	
Fourth-Year	99	±1	2	3	6	25	63	±2	4.4	±0.1	
Experienced USC	98	±1	2	11	11	30	46	±4	4.1	±0.1	
Unwanted Touching	100	±0	4	9	4	35	48	±6	4.1	±0.2	
Attempted SA	100	±0	0	19	13	19	50	±7	4.0	±0.2	
Completed SA	95	±2	0	6	17	35	41	±7	4.1	±0.2	
Experienced SH	99	±1	4	4	8	33	51	±2	4.2	±0.1	
USAFA	99	±1	2	2	5	14	77	±2	4.6	±0.1	
First-Year	100	±0	2	0	5	12	81	±5	4.7	±0.1	
Second-Year	99	±1	1	1	1	10	86	±3	4.8	±0.1	
Third-Year	99	±1	2	4	5	15	74	±3	4.5	±0.1	
Fourth-Year	99	±1	2	2	8	18	71	±2	4.5	±0.1	
Experienced USC	98	±2	3	5	8	33	51	±6	4.2	±0.1	
Unwanted Touching	96	±4	4	4	4	30	58	±10	4.3	±0.2	
Attempted SA	100	±0	NR	7	14	37	43	±12	4.2	±0.2	
Completed SA	100	±0	5	5	5	35	51	±9	4.2	±0.2	
Experienced SH	99	±1	3	3	6	18	69	±3	4.5	±0.1	
MALE											
First-Year	100	±1	2	0	1	7	91	±2	4.8	±0.1	
Second-Year	99	±1	2	0	2	6	90	±2	4.8	±0.1	
Third-Year	99	±1	3	0	2	9	87	±3	4.8	±0.1	
Fourth-Year	100	±1	2	1	2	8	88	±3	4.8	±0.1	
Not Experienced USC	99	±1	2	0	1	7	89	±1	4.8	±0.1	
Experienced USC	100	±0	6	3	10	13	69	±14	4.4	±0.3	
Not Experienced SH	99	±1	2	0	1	6	90	±1	4.8	±0.1	
Experienced SH	100	±0	2	1	4	17	76	±4	4.6	±0.1	
USMA	100	±1	2	0	2	5	90	±2	4.8	±0.1	
First-Year	100	±0	1	0	0	7	91	±4	4.9	±0.1	
Second-Year	100	±0	3	0	2	5	90	±4	4.8	±0.1	
Third-Year	100	±1	3	0	1	5	92	±4	4.8	±0.1	
Fourth-Year	100	±1	2	1	3	5	88	±4	4.8	±0.1	
Experienced USC	100	±0	NR	NR	NR	NR	NR		4.8	±0.3	
Experienced SH	100	±0	2	1	3	18	75	±9	4.6	±0.2	
USNA	100	±1	2	0	1	9	87	±2	4.8	±0.1	
First-Year	99	±1	2	1	1	8	88	±4	4.8	±0.1	
Second-Year	99	±1	2	0	3	3	92	±4	4.8	±0.1	
Third-Year	100	±1	2	0	1	14	82	±5	4.7	±0.1	
Fourth-Year	100	±0	2	0	0	11	86	±5	4.8	±0.1	
Experienced USC	100	±0	NR	NR	NR	NR	NR		4.5	±0.4	
Experienced SH	100	±0	2	1	5	16	76	±7	4.6	±0.2	
USAFA	99	±1	2	1	1	7	89	±2	4.8	±0.1	
First-Year	99	±1	1	0	1	5	93	±3	4.9	±0.1	
Second-Year	99	±1	2	0	1	9	88	±3	4.8	±0.1	
Third-Year	99	±1	3	1	2	8	87	±4	4.8	±0.1	
Fourth-Year	99	±1	2	1	1	7	89	±4	4.8	±0.1	
Experienced USC	100	±0	NR	NR	NR	NR	NR		3.7	±0.6	
Experienced SH	100	±0	2	1	4	16	77	±6	4.6	±0.2	

Note. Percent responding are students who answered the question.
 NR: Not reportable

16c. Continued	Percent Responding		Percentages					Max ME	Average Extent		
			1	2	3	4	5				
USNA	100	±1	3	4	11	25	58	±2	4.3	±0.1	
First-Year	100	±0	5	5	7	20	63	±4	4.3	±0.1	
Second-Year	100	±0	3	3	14	27	54	±2	4.3	±0.1	
Third-Year	99	±1	3	3	10	25	60	±2	4.4	±0.1	
Fourth-Year	100	±1	2	4	11	26	56	±2	4.3	±0.1	
Experienced USC	100	±0	5	19	19	28	28	±4	3.5	±0.1	
Unwanted Touching	100	±0	0	22	13	39	26	±6	3.7	±0.2	
Attempted SA	100	±0	0	32	12	19	37	±7	3.6	±0.2	
Completed SA	100	±0	17	6	33	22	22	±7	3.3	±0.2	
Experienced SH	100	±1	4	6	15	32	42	±2	4.0	±0.1	
USAFA	99	±1	2	2	8	15	73	±2	4.6	±0.1	
First-Year	100	±0	2	0	5	12	81	±5	4.7	±0.1	
Second-Year	99	±1	1	1	4	12	82	±3	4.7	±0.1	
Third-Year	99	±1	3	3	9	14	71	±3	4.5	±0.1	
Fourth-Year	99	±1	2	3	11	22	63	±2	4.4	±0.1	
Experienced USC	98	±2	2	5	19	29	46	±6	4.1	±0.2	
Unwanted Touching	96	±4	0	8	14	21	58	±10	4.3	±0.2	
Attempted SA	100	±0	NR	7	35	30	29	±12	3.8	±0.2	
Completed SA	100	±0	5	0	9	39	46	±9	4.2	±0.2	
Experienced SH	99	±1	3	4	10	19	64	±3	4.4	±0.1	
MALE											
First-Year	100	±1	2	1	1	7	90	±2	4.8	±0.1	
Second-Year	99	±1	2	1	1	7	89	±2	4.8	±0.1	
Third-Year	99	±1	3	1	2	9	86	±3	4.8	±0.1	
Fourth-Year	100	±1	2	0	2	9	86	±3	4.8	±0.1	
Not Experienced USC	99	±1	2	1	2	8	88	±1	4.8	±0.1	
Experienced USC	100	±0	6	5	7	21	60	±14	4.2	±0.3	
Not Experienced SH	99	±1	2	1	1	7	89	±1	4.8	±0.1	
Experienced SH	100	±0	3	1	4	18	74	±4	4.6	±0.1	
USMA	100	±1	2	1	1	7	89	±2	4.8	±0.1	
First-Year	100	±0	1	0	0	9	89	±4	4.8	±0.1	
Second-Year	100	±0	3	1	2	6	89	±4	4.8	±0.1	
Third-Year	100	±1	2	1	1	6	90	±4	4.8	±0.1	
Fourth-Year	100	±1	2	1	3	7	88	±4	4.8	±0.1	
Experienced USC	100	±0	NR	NR	NR	NR	NR		4.7	±0.3	
Experienced SH	100	±0	1	2	3	20	74	±9	4.6	±0.2	
USNA	100	±1	2	1	2	9	86	±2	4.8	±0.1	
First-Year	99	±1	3	2	2	7	87	±4	4.7	±0.1	
Second-Year	99	±1	2	1	1	6	90	±4	4.8	±0.1	
Third-Year	100	±1	2	0	2	13	82	±5	4.7	±0.1	
Fourth-Year	100	±0	2	0	2	11	85	±5	4.8	±0.1	
Experienced USC	100	±0	NR	NR	NR	NR	NR		4.3	±0.5	
Experienced SH	100	±0	3	2	5	20	70	±8	4.5	±0.2	
USAFA	99	±1	2	0	2	8	88	±2	4.8	±0.1	
First-Year	99	±1	1	0	1	4	94	±3	4.9	±0.1	
Second-Year	99	±1	2	0	1	10	87	±3	4.8	±0.1	
Third-Year	99	±1	3	1	2	8	87	±4	4.7	±0.1	
Fourth-Year	99	±1	2	0	3	9	86	±4	4.8	±0.1	
Experienced USC	100	±0	NR	NR	NR	NR	NR		3.7	±0.6	
Experienced SH	100	±0	3	1	4	14	79	±6	4.6	±0.2	

Note. Percent responding are students who answered the question.
 NR: Not reportable

16d. Continued	Percent Responding		Percentages					Max ME	Average Extent		
			1	2	3	4	5				
USNA	100	±1	3	4	11	24	57	±2	4.3	±0.1	
First-Year	100	±0	5	6	10	18	61	±4	4.3	±0.1	
Second-Year	100	±0	3	5	14	26	52	±2	4.2	±0.1	
Third-Year	99	±1	3	4	10	24	59	±2	4.3	±0.1	
Fourth-Year	100	±1	2	3	12	28	55	±2	4.3	±0.1	
Experienced USC	100	±0	5	19	17	29	28	±4	3.6	±0.1	
Unwanted Touching	100	±0	4	13	22	22	39	±6	3.8	±0.2	
Attempted SA	100	±0	7	25	12	31	25	±8	3.4	±0.2	
Completed SA	100	±0	5	23	17	38	17	±7	3.4	±0.2	
Experienced SH	100	±1	4	6	17	32	41	±2	4.0	±0.1	
USAFA	99	±1	2	2	7	16	73	±2	4.6	±0.1	
First-Year	100	±0	2	0	4	12	82	±5	4.7	±0.1	
Second-Year	99	±1	1	1	3	14	81	±3	4.7	±0.1	
Third-Year	99	±1	3	3	8	18	68	±3	4.5	±0.1	
Fourth-Year	99	±1	2	3	11	20	65	±2	4.4	±0.1	
Experienced USC	98	±2	3	5	18	28	46	±6	4.1	±0.2	
Unwanted Touching	96	±4	4	4	13	22	58	±9	4.3	±0.2	
Attempted SA	100	±0	NR	7	27	30	36	±12	4.0	±0.2	
Completed SA	100	±0	5	5	14	35	41	±10	4.0	±0.2	
Experienced SH	99	±1	3	3	8	21	65	±3	4.4	±0.1	
MALE											
First-Year	100	±1	2	1	1	7	89	±2	4.8	±0.1	
Second-Year	99	±1	2	0	2	7	88	±2	4.8	±0.1	
Third-Year	99	±1	3	0	3	9	86	±3	4.7	±0.1	
Fourth-Year	100	±1	2	1	3	9	85	±3	4.7	±0.1	
Not Experienced USC	99	±1	2	0	2	8	87	±1	4.8	±0.1	
Experienced USC	100	±0	6	6	13	15	60	±14	4.2	±0.3	
Not Experienced SH	99	±1	2	0	2	7	89	±1	4.8	±0.1	
Experienced SH	100	±0	3	2	7	17	72	±5	4.5	±0.1	
USMA	100	±1	2	1	2	7	88	±2	4.8	±0.1	
First-Year	100	±0	1	1	0	10	88	±5	4.8	±0.1	
Second-Year	100	±0	3	0	3	6	88	±4	4.8	±0.1	
Third-Year	100	±1	3	0	3	5	90	±5	4.8	±0.1	
Fourth-Year	100	±1	2	2	3	6	87	±4	4.7	±0.1	
Experienced USC	100	±0	NR	NR	NR	NR	NR		4.4	±0.6	
Experienced SH	100	±0	1	5	6	19	69	±9	4.5	±0.2	
USNA	100	±1	2	1	3	9	85	±2	4.7	±0.1	
First-Year	99	±1	3	2	2	7	86	±4	4.7	±0.1	
Second-Year	99	±1	2	0	3	6	89	±4	4.8	±0.1	
Third-Year	100	±1	2	0	3	13	81	±5	4.7	±0.1	
Fourth-Year	100	±0	2	0	2	11	84	±5	4.7	±0.1	
Experienced USC	100	±0	NR	NR	NR	NR	NR		4.4	±0.4	
Experienced SH	100	±0	3	1	8	20	68	±8	4.5	±0.2	
USAFA	99	±1	2	0	2	8	88	±2	4.8	±0.1	
First-Year	99	±1	1	1	1	4	93	±3	4.9	±0.1	
Second-Year	99	±1	2	0	1	10	87	±3	4.8	±0.1	
Third-Year	99	±1	3	0	2	8	86	±4	4.7	±0.1	
Fourth-Year	99	±1	2	0	4	8	85	±4	4.7	±0.1	
Experienced USC	100	±0	NR	NR	NR	NR	NR		3.7	±0.6	
Experienced SH	100	±0	3	0	6	13	78	±6	4.6	±0.2	

Note. Percent responding are students who answered the question.
 NR: Not reportable

16e. Continued	Percent Responding		Percentages					Max ME	Average Extent		
			1	2	3	4	5				
USNA	100	±1	3	2	9	24	62	±2	4.4	±0.1	
First-Year	100	±0	4	2	5	25	63	±4	4.4	±0.1	
Second-Year	100	±0	2	3	10	27	58	±2	4.4	±0.1	
Third-Year	99	±1	4	2	9	23	62	±2	4.4	±0.1	
Fourth-Year	100	±1	3	3	10	22	63	±2	4.4	±0.1	
Experienced USC	100	±0	3	7	14	37	38	±4	4.0	±0.1	
Unwanted Touching	100	±0	0	8	9	36	47	±7	4.2	±0.1	
Attempted SA	100	±0	12	7	18	37	25	±8	3.6	±0.2	
Completed SA	100	±0	0	6	16	38	40	±7	4.1	±0.2	
Experienced SH	100	±1	4	4	13	31	48	±2	4.1	±0.1	
USAFA	99	±1	2	1	6	17	74	±2	4.6	±0.1	
First-Year	100	±0	1	0	6	11	82	±5	4.7	±0.1	
Second-Year	99	±1	1	2	1	12	84	±3	4.7	±0.1	
Third-Year	99	±1	4	1	7	18	70	±3	4.5	±0.1	
Fourth-Year	99	±1	3	3	10	23	62	±2	4.4	±0.1	
Experienced USC	98	±2	6	3	14	30	46	±6	4.1	±0.2	
Unwanted Touching	96	±4	8	0	14	21	58	±10	4.2	±0.2	
Attempted SA	100	±0	NR	7	13	44	36	±11	4.1	±0.2	
Completed SA	100	±0	10	5	9	35	41	±10	3.9	±0.3	
Experienced SH	99	±1	4	3	8	21	64	±3	4.4	±0.1	
MALE											
First-Year	99	±1	2	1	1	7	89	±2	4.8	±0.1	
Second-Year	99	±1	2	0	2	7	89	±2	4.8	±0.1	
Third-Year	99	±1	3	1	2	10	85	±3	4.7	±0.1	
Fourth-Year	100	±1	3	1	2	10	85	±3	4.7	±0.1	
Not Experienced USC	99	±1	2	1	2	8	87	±1	4.8	±0.1	
Experienced USC	97	±5	6	5	8	19	62	±14	4.3	±0.3	
Not Experienced SH	99	±1	2	0	1	7	88	±2	4.8	±0.1	
Experienced SH	100	±1	2	3	4	17	74	±4	4.6	±0.1	
USMA	99	±1	2	1	2	7	89	±2	4.8	±0.1	
First-Year	100	±1	1	0	0	9	89	±4	4.9	±0.1	
Second-Year	100	±0	3	0	2	5	90	±4	4.8	±0.1	
Third-Year	99	±2	3	0	1	7	89	±5	4.8	±0.1	
Fourth-Year	99	±1	2	1	3	7	87	±4	4.8	±0.1	
Experienced USC	100	±0	NR	NR	NR	NR	NR		4.7	±0.3	
Experienced SH	100	±0	1	4	3	22	70	±9	4.6	±0.2	
USNA	99	±1	2	1	2	10	85	±2	4.7	±0.1	
First-Year	99	±1	2	2	2	9	86	±4	4.7	±0.1	
Second-Year	99	±1	2	0	2	6	90	±4	4.8	±0.1	
Third-Year	99	±1	2	1	2	14	80	±5	4.7	±0.1	
Fourth-Year	100	±0	3	1	1	11	84	±5	4.7	±0.1	
Experienced USC	93	±12	NR	NR	NR	NR	NR		4.4	±0.5	
Experienced SH	99	±2	2	2	6	18	72	±8	4.6	±0.2	
USAFA	99	±1	2	1	2	8	87	±2	4.8	±0.1	
First-Year	99	±1	2	0	1	4	93	±3	4.9	±0.1	
Second-Year	99	±1	2	0	1	10	86	±3	4.8	±0.1	
Third-Year	99	±1	3	1	3	8	86	±4	4.7	±0.1	
Fourth-Year	99	±1	3	1	2	11	84	±4	4.7	±0.1	
Experienced USC	100	±0	NR	NR	NR	NR	NR		3.6	±0.7	
Experienced SH	100	±0	3	2	4	12	78	±6	4.6	±0.2	








































Note. Percent responding are students who answered the question.
NR: Not reportable

16. To what extent do you feel safe from being sexually assaulted at the following times and locations?**f. Off Academy grounds, while on leave**

1. Not at all
4. Large extent

2. Small extent
5. Very large extent

3. Moderate extent

	Percent Responding		Percentages					Max ME	Average Extent		
			1	2	3	4	5				
TOTAL	99	±1	2	2	6	15	75	±1	4.6	±0.1	
USMA	100	±1	2	2	5	13	78	±2	4.6	±0.1	
USNA	100	±1	3	2	6	16	74	±2	4.6	±0.1	
USAFA	99	±1	2	2	7	15	74	±2	4.6	±0.1	
CLASS											
First-Year	100	±1	2	1	5	13	79	±2	4.7	±0.1	
Second-Year	99	±1	2	2	5	13	78	±2	4.6	±0.1	
Third-Year	99	±1	3	1	8	14	73	±2	4.5	±0.1	
Fourth-Year	100	±1	2	3	6	17	71	±3	4.5	±0.1	
GENDER											
Female	100	±1	3	5	17	29	47	±1	4.1	±0.1	
Male	99	±1	2	1	4	12	81	±2	4.7	±0.1	
EXPERIENCED BEHAVIORS											
Not Experienced USC	99	±1	2	2	6	14	76	±1	4.6	±0.1	
Experienced USC	100	±1	9	9	14	29	39	±6	3.8	±0.2	
Unwanted Touching	99	±1	9	5	12	25	49	±9	4.0	±0.3	
Attempted SA	100	±0	5	6	16	43	29	±9	3.9	±0.1	
Completed SA	100	±0	9	19	16	30	26	±10	3.4	±0.3	
Not Experienced SH	99	±1	2	1	4	12	80	±2	4.7	±0.1	
Experienced SH	100	±1	4	4	13	26	53	±3	4.2	±0.1	
FEMALE											
First-Year	100	±0	3	3	14	28	53	±3	4.2	±0.1	
Second-Year	100	±1	2	6	13	28	51	±2	4.2	±0.1	
Third-Year	99	±1	3	3	20	29	44	±2	4.1	±0.1	
Fourth-Year	99	±1	3	6	20	31	41	±1	4.0	±0.1	
Not Experienced USC	100	±1	2	4	17	29	48	±1	4.2	±0.1	
Experienced USC	99	±1	7	11	16	31	35	±3	3.7	±0.1	
Unwanted Touching	98	±2	6	12	13	29	40	±5	3.9	±0.2	
Attempted SA	100	±0	6	6	19	36	33	±5	3.8	±0.2	
Completed SA	100	±0	9	17	17	30	27	±5	3.5	±0.2	
Not Experienced SH	99	±1	1	3	14	26	56	±2	4.3	±0.1	
Experienced SH	100	±1	4	6	20	32	39	±2	4.0	±0.1	
USMA	100	±0	1	6	18	30	45	±2	4.1	±0.1	
First-Year	100	±0	0	3	17	31	49	±4	4.3	±0.1	
Second-Year	100	±0	1	6	12	28	54	±4	4.3	±0.1	
Third-Year	100	±0	1	5	22	32	40	±3	4.0	±0.1	
Fourth-Year	100	±0	3	9	20	30	38	±2	3.9	±0.1	
Experienced USC	100	±0	7	12	20	25	37	±5	3.7	±0.2	
Unwanted Touching	100	±0	5	14	19	23	38	±8	3.8	±0.2	
Attempted SA	100	±0	5	11	22	22	40	±9	3.8	±0.2	
Completed SA	100	±0	13	13	13	33	28	±9	3.5	±0.2	
Experienced SH	100	±0	1	7	19	31	41	±2	4.0	±0.1	

Note. Percent responding are students who answered the question.

16f. Continued	Percent Responding		Percentages					Max ME	Average Extent		
			1	2	3	4	5				
USNA	99	±1	4	4	16	29	47	±2	4.1	±0.1	
First-Year	100	±0	6	4	10	25	56	±4	4.2	±0.1	
Second-Year	100	±0	5	8	11	33	44	±2	4.0	±0.1	
Third-Year	99	±1	5	2	20	30	44	±2	4.1	±0.1	
Fourth-Year	99	±1	2	3	21	28	45	±2	4.1	±0.1	
Experienced USC	100	±0	5	11	14	35	35	±4	3.8	±0.1	
Unwanted Touching	100	±0	4	13	8	40	34	±7	3.9	±0.2	
Attempted SA	100	±0	7	6	19	31	38	±8	3.9	±0.2	
Completed SA	100	±0	6	12	16	33	34	±7	3.8	±0.2	
Experienced SH	100	±1	6	5	20	34	35	±2	3.9	±0.1	
USAFA	99	±1	3	4	17	28	48	±2	4.1	±0.1	
First-Year	100	±0	3	3	14	27	54	±6	4.3	±0.1	
Second-Year	99	±1	1	5	16	23	55	±4	4.3	±0.1	
Third-Year	98	±1	4	3	20	26	48	±4	4.1	±0.1	
Fourth-Year	99	±1	3	6	19	34	39	±2	4.0	±0.1	
Experienced USC	98	±2	9	12	15	32	32	±6	3.7	±0.2	
Unwanted Touching	96	±4	9	9	12	25	46	±9	3.9	±0.3	
Attempted SA	100	±0	7	NR	15	58	20	±11	3.8	±0.2	
Completed SA	100	±0	10	24	20	26	21	±9	3.2	±0.3	
Experienced SH	99	±1	5	5	20	29	41	±3	4.0	±0.1	
MALE											
First-Year	100	±1	2	1	3	11	83	±3	4.7	±0.1	
Second-Year	99	±1	2	1	4	10	83	±3	4.7	±0.1	
Third-Year	99	±1	3	1	5	11	80	±3	4.6	±0.1	
Fourth-Year	100	±1	2	2	3	15	77	±3	4.6	±0.1	
Not Experienced USC	99	±1	2	1	4	11	81	±2	4.7	±0.1	
Experienced USC	100	±0	11	5	11	26	47	±14	3.9	±0.4	
Not Experienced SH	99	±1	2	1	3	11	82	±2	4.7	±0.1	
Experienced SH	100	±0	3	3	7	20	67	±5	4.4	±0.1	
USMA	100	±1	2	1	3	10	83	±3	4.7	±0.1	
First-Year	100	±0	1	0	3	12	84	±5	4.8	±0.1	
Second-Year	100	±0	3	2	3	9	83	±4	4.7	±0.1	
Third-Year	100	±1	3	0	5	8	85	±5	4.7	±0.1	
Fourth-Year	100	±1	2	2	3	12	82	±5	4.7	±0.1	
Experienced USC	100	±0	NR	NR	NR	NR	NR		4.5	±0.4	
Experienced SH	100	±0	1	4	8	23	64	±10	4.4	±0.2	
USNA	100	±1	3	1	4	13	79	±3	4.7	±0.1	
First-Year	99	±1	3	1	4	11	81	±5	4.7	±0.1	
Second-Year	99	±1	2	1	4	8	85	±4	4.7	±0.1	
Third-Year	100	±1	2	1	5	15	76	±5	4.6	±0.1	
Fourth-Year	100	±0	3	2	2	17	76	±5	4.6	±0.1	
Experienced USC	100	±0	NR	NR	NR	NR	NR		4.0	±0.6	
Experienced SH	100	±0	3	2	8	19	68	±8	4.5	±0.2	
USAFA	99	±1	2	2	4	12	80	±2	4.6	±0.1	
First-Year	99	±1	1	1	3	9	86	±3	4.8	±0.1	
Second-Year	99	±1	2	1	3	13	80	±4	4.7	±0.1	
Third-Year	99	±1	4	2	5	11	79	±4	4.6	±0.1	
Fourth-Year	99	±1	2	3	6	15	75	±5	4.6	±0.1	
Experienced USC	100	±0	NR	NR	NR	NR	NR		3.4	±0.7	
Experienced SH	100	±0	5	3	4	19	69	±7	4.4	±0.2	

Note. Percent responding are students who answered the question.
NR: Not reportable

16. To what extent do you feel safe from being sexually assaulted at the following times and locations?
g. Off Academy grounds, while on pass/liberty

- 1. Not at all
- 2. Small extent
- 3. Moderate extent
- 4. Large extent
- 5. Very large extent

	Percent Responding		Percentages					Max ME	Average Extent		
			1	2	3	4	5				
TOTAL	99	±1	2	2	5	15	76	±1	4.6	±0.1	
USMA	100	±1	2	2	6	13	77	±2	4.6	±0.1	
USNA	99	±1	3	2	5	16	75	±2	4.6	±0.1	
USAFA	99	±1	2	2	6	15	75	±2	4.6	±0.1	
CLASS											
First-Year	100	±1	2	1	5	13	79	±2	4.7	±0.1	
Second-Year	99	±1	2	2	5	13	78	±2	4.6	±0.1	
Third-Year	99	±1	3	1	6	16	73	±3	4.5	±0.1	
Fourth-Year	99	±1	3	3	5	17	73	±3	4.5	±0.1	
GENDER											
Female	99	±1	3	5	16	29	48	±1	4.1	±0.1	
Male	99	±1	2	1	3	12	81	±2	4.7	±0.1	
EXPERIENCED BEHAVIORS											
Not Experienced USC	99	±1	2	2	5	14	77	±1	4.6	±0.1	
Experienced USC	99	±1	8	13	15	28	37	±6	3.7	±0.2	
Unwanted Touching	99	±1	7	10	11	24	48	±9	4.0	±0.3	
Attempted SA	100	±0	4	9	22	40	26	±10	3.7	±0.1	
Completed SA	99	±1	11	21	15	32	21	±10	3.3	±0.3	
Not Experienced SH	99	±1	2	1	4	12	81	±2	4.7	±0.1	
Experienced SH	100	±1	4	5	13	26	53	±3	4.2	±0.1	
FEMALE											
First-Year	99	±1	2	4	14	26	54	±3	4.2	±0.1	
Second-Year	100	±1	2	5	13	29	51	±2	4.2	±0.1	
Third-Year	99	±1	4	3	18	30	46	±2	4.1	±0.1	
Fourth-Year	99	±1	3	7	17	30	44	±1	4.0	±0.1	
Not Experienced USC	99	±1	2	4	15	29	50	±1	4.2	±0.1	
Experienced USC	99	±1	7	16	18	30	29	±3	3.6	±0.1	
Unwanted Touching	98	±2	6	18	13	27	36	±5	3.7	±0.2	
Attempted SA	100	±0	4	10	25	32	29	±6	3.7	±0.2	
Completed SA	98	±1	11	19	17	33	20	±5	3.3	±0.2	
Not Experienced SH	99	±1	1	2	12	25	59	±2	4.4	±0.1	
Experienced SH	100	±1	4	7	19	32	39	±2	3.9	±0.1	
USMA											
First-Year	100	±0	0	5	18	30	47	±4	4.2	±0.1	
Second-Year	100	±0	1	5	12	30	52	±4	4.3	±0.1	
Third-Year	100	±0	2	4	21	32	41	±3	4.0	±0.1	
Fourth-Year	99	±1	2	11	19	31	37	±2	3.9	±0.1	
Experienced USC	98	±1	7	14	19	27	34	±5	3.7	±0.2	
Unwanted Touching	100	±0	5	19	15	28	34	±8	3.7	±0.2	
Attempted SA	100	±0	5	11	28	22	34	±9	3.7	±0.2	
Completed SA	94	±3	13	13	7	35	30	±9	3.6	±0.2	
Experienced SH	100	±1	2	8	18	33	39	±2	4.0	±0.1	

Note. Percent responding are students who answered the question.

16g. Continued	Percent Responding		Percentages					Max ME	Average Extent		
			1	2	3	4	5				
USNA	99	±1	4	5	14	29	49	±2	4.1	±0.1	
First-Year	98	±1	5	5	10	24	56	±4	4.2	±0.1	
Second-Year	100	±0	4	5	13	33	45	±2	4.1	±0.1	
Third-Year	99	±1	5	3	16	32	45	±2	4.1	±0.1	
Fourth-Year	100	±1	2	6	15	26	51	±2	4.2	±0.1	
Experienced USC	100	±0	5	14	19	35	26	±4	3.6	±0.1	
Unwanted Touching	100	±0	4	17	13	35	30	±6	3.7	±0.2	
Attempted SA	100	±0	7	6	25	31	31	±8	3.7	±0.2	
Completed SA	100	±0	6	17	22	39	17	±7	3.4	±0.2	
Experienced SH	99	±1	5	7	19	34	35	±2	3.9	±0.1	
USAFA	99	±1	2	4	16	27	51	±2	4.2	±0.1	
First-Year	100	±0	2	4	13	24	58	±6	4.3	±0.1	
Second-Year	99	±1	1	5	14	24	57	±4	4.3	±0.1	
Third-Year	98	±1	4	2	18	26	50	±4	4.2	±0.1	
Fourth-Year	99	±1	3	6	17	32	42	±2	4.0	±0.1	
Experienced USC	98	±2	9	20	16	28	28	±6	3.5	±0.2	
Unwanted Touching	96	±4	9	17	12	20	42	±9	3.7	±0.3	
Attempted SA	100	±0	NR	13	21	45	20	±11	3.7	±0.2	
Completed SA	100	±0	14	24	19	27	16	±10	3.1	±0.3	
Experienced SH	99	±1	4	7	19	28	42	±3	4.0	±0.1	
MALE											
First-Year	100	±1	2	1	3	10	84	±3	4.7	±0.1	
Second-Year	99	±1	2	1	3	11	82	±3	4.7	±0.1	
Third-Year	99	±1	3	1	4	13	79	±3	4.6	±0.1	
Fourth-Year	99	±1	3	2	3	14	79	±3	4.6	±0.1	
Not Experienced USC	99	±1	2	1	3	12	81	±2	4.7	±0.1	
Experienced USC	100	±0	8	8	10	26	48	±13	4.0	±0.4	
Not Experienced SH	99	±1	2	1	3	11	83	±2	4.7	±0.1	
Experienced SH	100	±0	3	2	7	20	67	±5	4.4	±0.1	
USMA	100	±1	2	1	4	10	83	±3	4.7	±0.1	
First-Year	100	±0	1	1	4	11	84	±5	4.8	±0.1	
Second-Year	100	±0	3	2	3	9	82	±4	4.7	±0.1	
Third-Year	100	±1	3	0	4	9	83	±5	4.7	±0.1	
Fourth-Year	99	±1	2	2	3	10	83	±5	4.7	±0.1	
Experienced USC	100	±0	NR	NR	NR	NR	NR		4.5	±0.4	
Experienced SH	100	±0	1	3	11	23	61	±10	4.4	±0.2	
USNA	99	±1	3	1	3	13	80	±3	4.7	±0.1	
First-Year	99	±1	3	1	3	11	82	±5	4.7	±0.1	
Second-Year	99	±1	1	1	3	11	83	±5	4.7	±0.1	
Third-Year	100	±1	3	1	3	18	75	±5	4.6	±0.1	
Fourth-Year	100	±1	4	0	1	15	80	±5	4.7	±0.1	
Experienced USC	100	±0	NR	NR	NR	NR	NR		4.0	±0.6	
Experienced SH	100	±0	4	1	6	21	68	±8	4.5	±0.2	
USAFA	99	±1	2	1	4	12	80	±2	4.7	±0.1	
First-Year	99	±1	1	1	3	9	86	±3	4.8	±0.1	
Second-Year	99	±1	3	1	3	12	82	±4	4.7	±0.1	
Third-Year	99	±1	4	2	5	11	80	±4	4.6	±0.1	
Fourth-Year	99	±1	2	3	5	16	74	±5	4.6	±0.1	
Experienced USC	100	±0	NR	NR	NR	NR	NR		3.4	±0.6	
Experienced SH	100	±0	4	3	5	17	70	±7	4.4	±0.2	

Note. Percent responding are students who answered the question.
 NR: Not reportable

16. To what extent do you feel safe from being sexually assaulted at the following times and locations?

h. During summer experience/training/duty

- 1. Not at all
- 2. Small extent
- 3. Moderate extent
- 4. Large extent
- 5. Very large extent

	Percent Responding		Percentages					Max ME	Average Extent		
			1	2	3	4	5				
TOTAL	99	±1	3	1	5	12	79	±1	4.6	±0.1	
USMA	100	±1	3	2	4	11	81	±2	4.7	±0.1	
USNA	99	±1	3	2	7	14	75	±2	4.6	±0.1	
USAFA	99	±1	3	1	3	12	82	±2	4.7	±0.1	
CLASS											
First-Year	100	±1	2	1	3	10	83	±2	4.7	±0.1	
Second-Year	99	±1	2	1	4	10	82	±2	4.7	±0.1	
Third-Year	99	±1	3	1	7	13	76	±2	4.6	±0.1	
Fourth-Year	99	±1	3	2	5	14	77	±2	4.6	±0.1	
GENDER											
Female	99	±1	3	4	16	26	51	±1	4.2	±0.1	
Male	99	±1	3	1	2	9	85	±2	4.7	±0.1	
EXPERIENCED BEHAVIORS											
Not Experienced USC	99	±1	2	1	4	12	80	±1	4.7	±0.1	
Experienced USC	99	±1	9	8	21	22	40	±6	3.8	±0.2	
Unwanted Touching	99	±1	7	3	19	20	52	±9	4.1	±0.2	
Attempted SA	100	±0	9	13	29	32	17	±10	3.3	±0.2	
Completed SA	99	±1	11	15	19	21	34	±11	3.5	±0.3	
Not Experienced SH	99	±1	2	1	3	10	84	±1	4.7	±0.1	
Experienced SH	100	±1	4	4	13	24	55	±3	4.2	±0.1	
FEMALE											
First-Year	100	±1	3	4	11	23	59	±3	4.3	±0.1	
Second-Year	100	±1	3	4	14	23	56	±2	4.2	±0.1	
Third-Year	99	±1	4	3	20	25	47	±2	4.1	±0.1	
Fourth-Year	99	±1	2	4	17	31	46	±1	4.1	±0.1	
Not Experienced USC	99	±1	2	3	15	26	54	±1	4.3	±0.1	
Experienced USC	99	±1	11	11	25	27	26	±3	3.5	±0.1	
Unwanted Touching	98	±2	11	6	23	27	34	±5	3.7	±0.2	
Attempted SA	100	±0	10	14	26	30	19	±6	3.3	±0.2	
Completed SA	98	±1	11	17	23	25	24	±5	3.3	±0.2	
Not Experienced SH	99	±1	1	2	11	21	65	±2	4.5	±0.1	
Experienced SH	100	±1	5	6	20	30	39	±2	3.9	±0.1	
USMA	100	±0	2	5	17	30	46	±2	4.1	±0.1	
First-Year	100	±0	1	6	16	26	51	±4	4.2	±0.1	
Second-Year	100	±0	3	2	13	28	53	±4	4.2	±0.1	
Third-Year	100	±0	2	4	18	27	48	±3	4.1	±0.1	
Fourth-Year	100	±0	1	7	19	40	33	±2	4.0	±0.1	
Experienced USC	100	±0	9	16	28	23	24	±5	3.4	±0.2	
Unwanted Touching	100	±0	5	10	33	28	25	±8	3.6	±0.2	
Attempted SA	100	±0	16	28	6	27	23	±9	3.1	±0.3	
Completed SA	100	±0	6	13	41	13	28	±8	3.4	±0.2	
Experienced SH	100	±0	3	7	19	33	37	±2	4.0	±0.1	

Note. Percent responding are students who answered the question.

16h. Continued	Percent Responding		Percentages					Max ME	Average Extent		
			1	2	3	4	5				
USNA	99	±1	4	6	22	27	41	±2	4.0	±0.1	
First-Year	99	±1	6	7	14	22	51	±4	4.1	±0.1	
Second-Year	100	±0	5	8	21	28	39	±2	3.9	±0.1	
Third-Year	99	±1	5	5	30	28	33	±2	3.8	±0.1	
Fourth-Year	98	±1	2	3	20	29	45	±2	4.1	±0.1	
Experienced USC	98	±1	13	12	30	29	16	±4	3.2	±0.1	
Unwanted Touching	100	±0	9	4	30	31	25	±7	3.6	±0.2	
Attempted SA	100	±0	13	6	50	25	6	±7	3.0	±0.2	
Completed SA	95	±2	18	29	11	29	13	±8	2.9	±0.3	
Experienced SH	99	±1	6	9	28	32	26	±2	3.6	±0.1	
USAFA	99	±1	3	1	9	22	66	±2	4.5	±0.1	
First-Year	100	±0	2	0	5	22	71	±5	4.6	±0.1	
Second-Year	99	±1	2	1	6	14	76	±3	4.6	±0.1	
Third-Year	98	±1	5	1	10	21	63	±4	4.4	±0.1	
Fourth-Year	99	±1	3	3	12	27	56	±2	4.3	±0.1	
Experienced USC	98	±2	10	6	18	29	37	±6	3.8	±0.2	
Unwanted Touching	96	±4	17	4	8	23	49	±10	3.8	±0.3	
Attempted SA	100	±0	NR	7	27	39	27	±12	3.9	±0.2	
Completed SA	100	±0	10	10	19	31	30	±10	3.6	±0.3	
Experienced SH	99	±1	5	2	12	26	55	±3	4.2	±0.1	
MALE											
First-Year	100	±1	2	1	1	8	88	±3	4.8	±0.1	
Second-Year	99	±1	2	1	3	8	87	±2	4.8	±0.1	
Third-Year	99	±1	3	1	4	10	82	±3	4.7	±0.1	
Fourth-Year	99	±1	3	1	2	11	83	±3	4.7	±0.1	
Not Experienced USC	99	±1	2	1	2	9	85	±2	4.7	±0.1	
Experienced USC	100	±0	6	3	16	14	62	±14	4.2	±0.3	
Not Experienced SH	99	±1	2	1	2	8	86	±2	4.8	±0.1	
Experienced SH	100	±0	3	2	6	17	72	±5	4.5	±0.1	
USMA	100	±1	3	1	2	7	87	±2	4.7	±0.1	
First-Year	100	±0	1	0	1	10	88	±5	4.8	±0.1	
Second-Year	100	±0	3	1	2	7	88	±4	4.7	±0.1	
Third-Year	99	±2	4	0	4	6	86	±5	4.7	±0.1	
Fourth-Year	100	±1	3	3	1	8	86	±4	4.7	±0.1	
Experienced USC	100	±0	NR	NR	NR	NR	NR		4.5	±0.5	
Experienced SH	100	±0	4	4	6	20	66	±10	4.4	±0.2	
USNA	99	±1	2	1	4	11	82	±3	4.7	±0.1	
First-Year	99	±1	3	2	2	9	84	±5	4.7	±0.1	
Second-Year	99	±1	1	0	5	6	88	±4	4.8	±0.1	
Third-Year	100	±1	2	1	5	15	77	±5	4.6	±0.1	
Fourth-Year	99	±2	3	0	3	13	81	±5	4.7	±0.1	
Experienced USC	100	±0	NR	NR	NR	NR	NR		4.5	±0.4	
Experienced SH	100	±0	3	1	8	18	70	±8	4.5	±0.2	
USAFA	99	±1	3	1	2	10	85	±2	4.7	±0.1	
First-Year	99	±1	2	1	0	5	92	±3	4.8	±0.1	
Second-Year	99	±1	2	0	2	11	85	±4	4.8	±0.1	
Third-Year	99	±1	3	1	2	9	84	±4	4.7	±0.1	
Fourth-Year	99	±1	3	1	2	13	82	±4	4.7	±0.1	
Experienced USC	100	±0	NR	NR	NR	NR	NR		3.7	±0.6	
Experienced SH	100	±0	3	1	5	13	77	±6	4.6	±0.2	

Note. Percent responding are students who answered the question.
 NR: Not reportable

17. Since June 2005, has someone assigned to your Academy, including students and military/civilian personnel, engaged in the following unwanted and uninvited behaviors?

a. Followed or spied on you in public areas (e.g., in the library or while off Academy grounds)

1. Yes, and I felt in danger of physical harm or sexual assault 2. Yes, but I did not feel in danger of physical harm or sexual assault 3. No

	Percent Responding		Percentages			Max ME	Percentage Reporting Yes		
			1	2	3				
TOTAL	100	±1	0	2	97	±1	3.0	±1.0	
USMA	100	±1	0	3	97	±1	3.0	±1.0	
USNA	100	±1	0	3	97	±1	3.0	±1.0	
USAFA	100	±1	0	2	98	±1	2.0	±1.0	
CLASS									
First-Year	100	±1	0	1	98	±1	2.0	±1.0	
Second-Year	100	±1	0	2	98	±1	2.0	±1.0	
Third-Year	100	±1	0	3	97	±1	3.0	±1.0	
Fourth-Year	100	±1	0	3	97	±1	3.0	±1.0	
GENDER									
Female	100	±1	1	8	92	±1	8.0	±1.0	█
Male	100	±1	0	1	98	±1	2.0	±1.0	
EXPERIENCED BEHAVIORS									
Not Experienced USC	100	±1	0	2	98	±1	2.0	±1.0	
Experienced USC	100	±1	4	14	83	±5	17.0	±5.0	█
Unwanted Touching	99	±1	1	9	90	±5	10.0	±5.0	█
Attempted SA	100	±0	4	28	68	±10	32.0	±10.0	█
Completed SA	100	±0	8	12	80	±11	20.0	±11.0	█
Not Experienced SH	100	±1	0	1	99	±1	1.0	±1.0	
Experienced SH	100	±0	1	8	91	±2	9.0	±2.0	█
FEMALE									
First-Year	100	±0	1	4	96	±2	4.0	±2.0	
Second-Year	100	±1	1	5	94	±1	6.0	±1.0	
Third-Year	99	±1	1	8	91	±1	9.0	±1.0	█
Fourth-Year	100	±1	0	12	88	±1	12.0	±1.0	█
Not Experienced USC	100	±1	0	7	93	±1	7.0	±1.0	
Experienced USC	99	±1	3	17	80	±3	20.0	±3.0	█
Unwanted Touching	99	±1	3	14	83	±4	17.0	±4.0	█
Attempted SA	100	±0	4	24	71	±5	29.0	±5.0	█
Completed SA	100	±0	2	12	86	±5	14.0	±5.0	█
Not Experienced SH	100	±1	0	4	96	±1	4.0	±1.0	
Experienced SH	100	±1	1	11	88	±1	12.0	±1.0	█
USMA	99	±1	1	9	90	±1	10.0	±1.0	█
First-Year	100	±0	2	3	95	±2	5.0	±2.0	
Second-Year	99	±1	2	8	91	±3	9.0	±3.0	█
Third-Year	99	±1	0	12	88	±2	12.0	±2.0	█
Fourth-Year	99	±1	1	11	89	±1	11.0	±1.0	█
Experienced USC	98	±2	4	20	76	±5	24.0	±5.0	█
Unwanted Touching	95	±4	5	15	80	±7	20.0	±7.0	█
Attempted SA	100	±0	6	32	62	±8	38.0	±8.0	█
Completed SA	100	±0	0	15	85	±9	15.0	±9.0	█
Experienced SH	99	±1	2	12	86	±2	14.0	±2.0	█

Note. Percent responding are students who answered the question.

17a. Continued	Percent Responding		Percentages			Max ME	Percentage Reporting Yes		
			1	2	3				
USNA	100	±1	1	7	92	±1	8.0	±1.0	
First-Year	100	±0	0	5	95	±2	5.0	±2.0	
Second-Year	100	±0	1	7	92	±2	8.0	±2.0	
Third-Year	100	±1	1	7	93	±2	8.0	±2.0	
Fourth-Year	100	±0	0	9	90	±1	10.0	±1.0	
Experienced USC	100	±0	5	14	80	±4	20.0	±4.0	
Unwanted Touching	100	±0	4	18	78	±6	22.0	±6.0	
Attempted SA	100	±0	6	25	68	±7	32.0	±7.0	
Completed SA	100	±0	5	0	95	±4	5.0	±4.0	
Experienced SH	100	±0	1	9	90	±1	10.0	±1.0	
USAFA	100	±1	0	7	93	±1	7.0	±1.0	
First-Year	100	±0	0	4	96	±3	4.0	±3.0	
Second-Year	100	±0	0	2	98	±2	2.0	±2.0	
Third-Year	99	±1	1	7	93	±2	7.0	±2.0	
Fourth-Year	100	±0	0	15	85	±2	15.0	±2.0	
Experienced USC	100	±0	0	17	83	±5	17.0	±5.0	
Unwanted Touching	100	±0	0	11	89	±6	11.0	±6.0	
Attempted SA	100	±0	NR	14	86	±8	14.0	±8.0	
Completed SA	100	±0	0	21	79	±9	21.0	±9.0	
Experienced SH	100	±0	0	11	89	±2	11.0	±2.0	
MALE									
First-Year	99	±1	0	1	99	±1	1.0	±1.0	
Second-Year	100	±1	0	2	98	±1	2.0	±1.0	
Third-Year	100	±1	0	2	98	±2	2.0	±2.0	
Fourth-Year	100	±1	0	1	98	±1	2.0	±1.0	
Not Experienced USC	100	±1	0	1	98	±1	2.0	±1.0	
Experienced USC	100	±0	5	8	87	±12	13.0	±12.0	
Not Experienced SH	100	±1	0	1	99	±1	1.0	±1.0	
Experienced SH	100	±0	1	5	94	±3	6.0	±3.0	
USMA	100	±1	0	1	98	±1	2.0	±1.0	
First-Year	99	±2	0	1	98	±3	2.0	±3.0	
Second-Year	100	±0	0	2	98	±2	2.0	±2.0	
Third-Year	100	±0	0	1	99	±3	1.0	±3.0	
Fourth-Year	100	±1	0	2	98	±2	2.0	±2.0	
Experienced USC	100	±0	NR	NR	NR		NR		
Experienced SH	100	±0	NR	6	94	±7	6.0	±7.0	
USNA	100	±1	0	2	98	±1	2.0	±1.0	
First-Year	99	±1	0	1	98	±2	2.0	±2.0	
Second-Year	100	±1	0	2	98	±2	2.0	±2.0	
Third-Year	99	±1	0	3	97	±3	3.0	±3.0	
Fourth-Year	100	±0	0	2	98	±3	2.0	±3.0	
Experienced USC	100	±0	NR	NR	NR		NR		
Experienced SH	100	±0	2	6	93	±5	7.0	±5.0	
USAFA	100	±1	0	1	99	±1	1.0	±1.0	
First-Year	100	±0	0	0	100	±1	0.0	±1.0	
Second-Year	100	±1	0	1	99	±2	1.0	±2.0	
Third-Year	100	±1	1	1	98	±2	2.0	±2.0	
Fourth-Year	100	±1	1	1	99	±2	1.0	±2.0	
Experienced USC	100	±0	NR	NR	NR		NR		
Experienced SH	100	±0	2	3	95	±4	5.0	±4.0	

Note. Percent responding are students who answered the question.
 NR: Not reportable

17. Since June 2005, has someone assigned to your Academy, including students and military/civilian personnel, engaged in the following unwanted and uninvited behaviors?

b. Spied on you in private areas (e.g., watched you while you were changing clothes or showering)

1. Yes, and I felt in danger of physical harm or sexual assault 2. Yes, but I did not feel in danger of physical harm or sexual assault 3. No

	Percent Responding		Percentages			Max ME	Percentage Reporting Yes		
			1	2	3				
TOTAL	100	±1	0	2	98	±1	2.0	±1.0	
USMA	100	±1	0	1	98	±1	2.0	±1.0	
USNA	100	±1	0	2	98	±1	2.0	±1.0	
USAFA	100	±1	0	1	98	±1	2.0	±1.0	
CLASS									
First-Year	99	±1	0	1	98	±1	2.0	±1.0	
Second-Year	100	±1	0	1	99	±1	1.0	±1.0	
Third-Year	100	±1	0	1	98	±1	2.0	±1.0	
Fourth-Year	100	±1	1	2	97	±1	3.0	±1.0	
GENDER									
Female	100	±1	1	3	97	±1	3.0	±1.0	
Male	100	±1	0	1	98	±1	2.0	±1.0	
EXPERIENCED BEHAVIORS									
Not Experienced USC	100	±1	0	1	98	±1	2.0	±1.0	
Experienced USC	100	±1	4	11	84	±6	16.0	±6.0	■
Unwanted Touching	99	±1	4	9	87	±9	13.0	±9.0	■
Attempted SA	100	±0	2	9	89	±4	11.0	±4.0	■
Completed SA	100	±0	7	18	75	±13	25.0	±13.0	■
Not Experienced SH	100	±1	0	1	99	±1	1.0	±1.0	
Experienced SH	100	±0	2	4	94	±2	6.0	±2.0	■
FEMALE									
First-Year	100	±0	2	1	97	±1	3.0	±1.0	
Second-Year	100	±1	0	3	97	±1	3.0	±1.0	
Third-Year	99	±1	0	3	96	±1	4.0	±1.0	
Fourth-Year	100	±1	0	3	97	±1	3.0	±1.0	
Not Experienced USC	100	±1	1	2	97	±1	3.0	±1.0	
Experienced USC	99	±1	2	8	89	±2	11.0	±2.0	■
Unwanted Touching	99	±1	3	6	91	±3	9.0	±3.0	■
Attempted SA	100	±0	2	10	87	±4	13.0	±4.0	■
Completed SA	100	±0	0	10	90	±4	10.0	±4.0	■
Not Experienced SH	100	±1	0	1	98	±1	2.0	±1.0	
Experienced SH	100	±1	1	4	95	±1	5.0	±1.0	■
USMA	99	±1	1	4	95	±1	5.0	±1.0	■
First-Year	100	±0	4	3	94	±3	6.0	±3.0	■
Second-Year	99	±1	1	4	95	±2	5.0	±2.0	■
Third-Year	99	±1	1	7	92	±2	8.0	±2.0	■
Fourth-Year	99	±1	0	1	99	±1	1.0	±1.0	
Experienced USC	98	±2	4	7	89	±4	11.0	±4.0	■
Unwanted Touching	95	±4	5	5	90	±6	10.0	±6.0	■
Attempted SA	100	±0	6	11	83	±8	17.0	±8.0	■
Completed SA	100	±0	0	7	93	±7	7.0	±7.0	■
Experienced SH	99	±1	1	5	94	±2	6.0	±2.0	■

Note. Percent responding are students who answered the question.

17b. Continued	Percent Responding		Percentages			Max ME	Percentage Reporting Yes		
			1	2	3				
USNA	100	±1	1	1	98	±1	2.0	±1.0	
First-Year	100	±0	1	1	98	±2	2.0	±2.0	
Second-Year	100	±0	1	2	97	±1	3.0	±1.0	
Third-Year	100	±1	0	1	99	±1	1.0	±1.0	
Fourth-Year	100	±0	1	1	98	±1	2.0	±1.0	
Experienced USC	100	±0	2	5	93	±3	7.0	±3.0	
Unwanted Touching	100	±0	4	9	87	±6	13.0	±5.0	
Attempted SA	100	±0	0	0	100	±0	0.0	±0.0	
Completed SA	100	±0	0	6	94	±4	6.0	±4.0	
Experienced SH	100	±0	1	2	98	±1	2.0	±1.0	
USAFA	100	±1	1	3	96	±1	4.0	±1.0	
First-Year	100	±0	2	0	98	±2	2.0	±2.0	
Second-Year	100	±0	0	3	97	±2	3.0	±2.0	
Third-Year	99	±1	1	3	96	±2	4.0	±2.0	
Fourth-Year	100	±0	0	6	94	±1	6.0	±1.0	
Experienced USC	100	±0	2	11	87	±4	13.0	±4.0	
Unwanted Touching	100	±0	0	4	96	±5	4.0	±5.0	
Attempted SA	100	±0	NR	20	80	±8	20.0	±8.0	
Completed SA	100	±0	0	15	85	±7	15.0	±7.0	
Experienced SH	100	±0	1	5	94	±2	6.0	±2.0	
MALE									
First-Year	99	±1	0	1	99	±1	1.0	±1.0	
Second-Year	100	±1	0	1	99	±1	1.0	±1.0	
Third-Year	100	±1	0	1	99	±1	1.0	±1.0	
Fourth-Year	100	±1	1	2	97	±2	3.0	±2.0	
Not Experienced USC	100	±1	0	1	99	±1	1.0	±1.0	
Experienced USC	100	±0	7	16	76	±14	24.0	±14.0	
Not Experienced SH	100	±1	0	1	99	±1	1.0	±1.0	
Experienced SH	100	±0	2	5	93	±3	7.0	±3.0	
USMA	100	±1	0	1	99	±1	1.0	±1.0	
First-Year	99	±2	0	1	99	±3	1.0	±3.0	
Second-Year	100	±0	0	1	99	±2	1.0	±2.0	
Third-Year	100	±0	0	0	100	±2	0.0	±2.0	
Fourth-Year	100	±1	1	1	98	±2	2.0	±2.0	
Experienced USC	100	±0	NR	NR	NR		NR		
Experienced SH	100	±0	3	4	94	±7	6.0	±7.0	
USNA	100	±1	0	2	97	±1	3.0	±1.0	
First-Year	99	±1	0	2	98	±3	2.0	±3.0	
Second-Year	100	±1	0	1	99	±2	1.0	±2.0	
Third-Year	99	±1	0	2	98	±3	2.0	±3.0	
Fourth-Year	100	±0	1	3	96	±3	4.0	±3.0	
Experienced USC	100	±0	NR	NR	NR		NR		
Experienced SH	100	±0	2	7	90	±6	10.0	±6.0	
USAFA	100	±1	0	1	99	±1	1.0	±1.0	
First-Year	100	±1	0	1	99	±1	1.0	±1.0	
Second-Year	100	±1	0	0	100	±0	0.0	±0.0	
Third-Year	100	±1	1	1	98	±2	2.0	±2.0	
Fourth-Year	100	±1	1	2	97	±3	3.0	±3.0	
Experienced USC	100	±0	NR	NR	NR		NR		
Experienced SH	100	±0	2	3	95	±4	5.0	±4.0	

Note. Percent responding are students who answered the question.
 NR: Not reportable

17. Since June 2005, has someone assigned to your Academy, including students and military/civilian personnel, engaged in the following unwanted and uninvited behaviors?

c. Sent you unsolicited messages (e.g., e-mails, instant messages, notes, or letters)

1. Yes, and I felt in danger of physical harm or sexual assault 2. Yes, but I did not feel in danger of physical harm or sexual assault 3. No

	Percent Responding		Percentages			Max ME	Percentage Reporting Yes		
			1	2	3				
TOTAL	100	±1	1	7	93	±1	7.0	±1.0	
USMA	100	±1	1	7	92	±1	8.0	±1.0	
USNA	99	±1	1	6	93	±1	7.0	±1.0	
USAFA	100	±1	1	7	93	±1	7.0	±1.0	
CLASS									
First-Year	99	±1	1	6	94	±2	6.0	±2.0	
Second-Year	100	±1	0	5	94	±1	6.0	±1.0	
Third-Year	100	±1	1	7	92	±2	8.0	±2.0	
Fourth-Year	100	±1	1	8	92	±2	8.0	±2.0	
GENDER									
Female	100	±1	3	19	79	±1	21.0	±1.0	
Male	100	±1	0	4	96	±1	4.0	±1.0	
EXPERIENCED BEHAVIORS									
Not Experienced USC	100	±1	0	6	94	±1	6.0	±1.0	
Experienced USC	100	±0	11	30	59	±6	41.0	±6.0	
Unwanted Touching	100	±0	4	23	73	±8	27.0	±8.0	
Attempted SA	100	±0	18	47	35	±9	65.0	±9.0	
Completed SA	100	±0	20	32	47	±11	53.0	±10.0	
Not Experienced SH	100	±1	0	4	96	±1	4.0	±1.0	
Experienced SH	100	±1	4	18	79	±2	21.0	±2.0	
FEMALE									
First-Year	100	±1	3	12	86	±2	14.0	±2.0	
Second-Year	100	±0	2	17	80	±2	20.0	±2.0	
Third-Year	99	±1	3	20	77	±2	23.0	±2.0	
Fourth-Year	99	±1	2	24	74	±1	26.0	±1.0	
Not Experienced USC	100	±1	2	17	82	±1	18.0	±1.0	
Experienced USC	100	±0	12	40	49	±3	51.0	±3.0	
Unwanted Touching	100	±0	4	37	58	±5	42.0	±5.0	
Attempted SA	100	±0	21	46	34	±5	66.0	±5.0	
Completed SA	100	±0	14	37	49	±5	51.0	±5.0	
Not Experienced SH	100	±1	0	10	90	±1	10.0	±1.0	
Experienced SH	100	±1	5	26	69	±1	31.0	±1.0	
USMA	99	±1	4	23	73	±2	27.0	±2.0	
First-Year	100	±0	4	14	83	±4	17.0	±4.0	
Second-Year	100	±0	4	25	71	±3	29.0	±3.0	
Third-Year	99	±1	5	24	71	±3	29.0	±3.0	
Fourth-Year	99	±1	5	28	68	±2	32.0	±2.0	
Experienced USC	100	±0	20	37	43	±5	57.0	±5.0	
Unwanted Touching	100	±0	10	38	53	±8	47.0	±8.0	
Attempted SA	100	±0	38	39	23	±9	77.0	±8.0	
Completed SA	100	±0	14	39	47	±8	53.0	±8.0	
Experienced SH	99	±1	7	29	63	±2	37.0	±2.0	

Note. Percent responding are students who answered the question.

17c. Continued	Percent Responding		Percentages			Max ME	Percentage Reporting Yes		
			1	2	3				
USNA	99	±1	2	19	79	±1	21.0	±1.0	
First-Year	99	±1	2	11	87	±3	13.0	±3.0	
Second-Year	100	±0	2	19	79	±2	21.0	±2.0	
Third-Year	99	±1	3	21	76	±2	24.0	±2.0	
Fourth-Year	100	±1	1	23	76	±2	24.0	±2.0	
Experienced USC	100	±0	9	30	61	±4	39.0	±4.0	
Unwanted Touching	100	±0	4	35	61	±6	39.0	±6.0	
Attempted SA	100	±0	13	31	56	±7	44.0	±7.0	
Completed SA	100	±0	12	22	66	±7	34.0	±7.0	
Experienced SH	99	±1	4	26	70	±2	30.0	±2.0	
USAFA	100	±1	2	15	83	±2	17.0	±2.0	
First-Year	100	±0	2	11	87	±4	13.0	±4.0	
Second-Year	100	±0	1	10	89	±3	11.0	±3.0	
Third-Year	99	±1	2	16	82	±3	18.0	±3.0	
Fourth-Year	100	±0	2	22	76	±2	24.0	±2.0	
Experienced USC	100	±0	6	50	43	±6	57.0	±6.0	
Unwanted Touching	100	±0	0	40	60	±9	40.0	±9.0	
Attempted SA	100	±0	7	69	25	±14	75.0	±14.0	
Completed SA	100	±0	15	49	36	±10	64.0	±10.0	
Experienced SH	100	±0	3	24	73	±2	27.0	±2.0	
MALE									
First-Year	99	±1	0	4	95	±2	5.0	±2.0	
Second-Year	100	±1	0	3	97	±2	3.0	±2.0	
Third-Year	100	±1	0	4	95	±2	5.0	±2.0	
Fourth-Year	100	±1	1	4	95	±2	5.0	±2.0	
Not Experienced USC	100	±1	0	4	96	±1	4.0	±1.0	
Experienced USC	100	±0	11	15	74	±14	26.0	±14.0	
Not Experienced SH	100	±1	0	4	96	±1	4.0	±1.0	
Experienced SH	100	±1	2	9	89	±4	11.0	±4.0	
USMA	100	±1	0	4	96	±2	4.0	±2.0	
First-Year	99	±2	0	4	96	±3	4.0	±3.0	
Second-Year	100	±0	0	3	97	±3	3.0	±3.0	
Third-Year	100	±0	0	5	95	±4	5.0	±4.0	
Fourth-Year	99	±1	0	4	95	±3	5.0	±3.0	
Experienced USC	100	±0	NR	NR	NR		NR		
Experienced SH	100	±0	3	9	88	±8	12.0	±8.0	
USNA	99	±1	0	4	96	±2	4.0	±2.0	
First-Year	99	±1	0	5	95	±3	5.0	±3.0	
Second-Year	99	±1	0	2	98	±3	2.0	±3.0	
Third-Year	99	±1	0	4	96	±3	4.0	±3.0	
Fourth-Year	100	±0	1	4	96	±3	4.0	±3.0	
Experienced USC	100	±0	NR	NR	NR		NR		
Experienced SH	99	±2	3	6	90	±6	10.0	±6.0	
USAFA	100	±1	0	5	95	±2	5.0	±2.0	
First-Year	100	±0	0	5	95	±2	5.0	±2.0	
Second-Year	100	±1	0	5	95	±2	5.0	±2.0	
Third-Year	100	±1	1	4	95	±3	5.0	±3.0	
Fourth-Year	100	±1	1	5	94	±3	6.0	±3.0	
Experienced USC	100	±0	NR	NR	NR		NR		
Experienced SH	100	±0	1	11	87	±5	13.0	±5.0	

Note. Percent responding are students who answered the question.
 NR: Not reportable

17. Since June 2005, has someone assigned to your Academy, including students and military/civilian personnel, engaged in the following unwanted and uninvited behaviors?

d. Made unsolicited phone calls to you

1. Yes, and I felt in danger of physical harm or sexual assault 2. Yes, but I did not feel in danger of physical harm or sexual assault 3. No

	Percent Responding		Percentages			Max ME	Percentage Reporting Yes		
			1	2	3				
TOTAL	99	±1	1	3	96	±1	4.0	±1.0	
USMA	99	±1	1	4	95	±1	5.0	±1.0	
USNA	99	±1	0	3	97	±1	3.0	±1.0	
USAFA	100	±1	1	3	96	±1	4.0	±1.0	
CLASS									
First-Year	99	±1	0	3	97	±1	3.0	±1.0	
Second-Year	100	±1	0	2	97	±1	3.0	±1.0	
Third-Year	100	±1	1	4	96	±1	4.0	±1.0	
Fourth-Year	99	±1	1	4	95	±1	5.0	±1.0	
GENDER									
Female	99	±1	2	8	90	±1	10.0	±1.0	
Male	100	±1	0	2	97	±1	3.0	±1.0	
EXPERIENCED BEHAVIORS									
Not Experienced USC	99	±1	0	3	97	±1	3.0	±1.0	
Experienced USC	100	±1	9	15	75	±5	25.0	±5.0	
Unwanted Touching	100	±0	4	9	87	±7	13.0	±7.0	
Attempted SA	98	±2	17	25	58	±11	42.0	±9.0	
Completed SA	100	±0	16	21	63	±12	37.0	±11.0	
Not Experienced SH	99	±1	0	2	98	±1	2.0	±1.0	
Experienced SH	100	±1	3	9	88	±2	12.0	±2.0	
FEMALE									
First-Year	99	±1	1	5	93	±2	7.0	±2.0	
Second-Year	100	±1	2	7	91	±1	9.0	±1.0	
Third-Year	99	±1	2	9	89	±2	11.0	±2.0	
Fourth-Year	100	±1	2	10	89	±1	11.0	±1.0	
Not Experienced USC	99	±1	1	7	92	±1	8.0	±1.0	
Experienced USC	99	±1	9	16	75	±3	25.0	±3.0	
Unwanted Touching	100	±0	3	11	86	±3	14.0	±3.0	
Attempted SA	98	±2	19	21	60	±5	40.0	±5.0	
Completed SA	100	±0	8	20	72	±4	28.0	±4.0	
Not Experienced SH	99	±1	0	5	95	±1	5.0	±1.0	
Experienced SH	100	±1	3	11	86	±1	14.0	±1.0	
USMA	99	±1	3	10	86	±1	14.0	±1.0	
First-Year	100	±0	3	7	90	±3	10.0	±3.0	
Second-Year	100	±0	4	9	87	±3	13.0	±3.0	
Third-Year	99	±1	3	11	86	±3	14.0	±3.0	
Fourth-Year	99	±1	4	12	84	±2	16.0	±2.0	
Experienced USC	100	±0	16	24	60	±5	40.0	±5.0	
Unwanted Touching	100	±0	10	23	68	±7	32.0	±7.0	
Attempted SA	100	±0	33	22	45	±9	55.0	±9.0	
Completed SA	100	±0	7	32	61	±7	39.0	±7.0	
Experienced SH	100	±1	5	15	80	±2	20.0	±2.0	

Note. Percent responding are students who answered the question.

17d. Continued	Percent Responding		Percentages			Max ME	Percentage Reporting Yes		
			1	2	3				
USNA	99	±1	1	8	91	±1	9.0	±1.0	
First-Year	99	±1	1	4	95	±2	5.0	±2.0	
Second-Year	100	±0	2	8	90	±2	10.0	±2.0	
Third-Year	99	±1	1	9	91	±2	9.0	±2.0	
Fourth-Year	100	±1	1	9	90	±1	10.0	±1.0	
Experienced USC	100	±0	3	11	86	±3	14.0	±3.0	
Unwanted Touching	100	±0	0	5	95	±6	5.0	±6.0	
Attempted SA	100	±0	6	12	81	±6	19.0	±6.0	
Completed SA	100	±0	5	16	78	±6	22.0	±6.0	
Experienced SH	100	±0	2	11	87	±1	13.0	±1.0	
USAFA	99	±1	1	7	92	±1	8.0	±1.0	
First-Year	99	±1	1	4	95	±3	5.0	±3.0	
Second-Year	99	±1	1	3	96	±2	4.0	±2.0	
Third-Year	99	±1	2	8	89	±3	11.0	±3.0	
Fourth-Year	100	±0	1	9	90	±2	10.0	±2.0	
Experienced USC	98	±2	7	14	79	±4	21.0	±4.0	
Unwanted Touching	100	±0	0	7	93	±5	7.0	±5.0	
Attempted SA	93	±6	15	29	56	±11	44.0	±11.0	
Completed SA	100	±0	10	14	76	±8	24.0	±8.0	
Experienced SH	99	±1	2	9	89	±2	11.0	±2.0	
MALE									
First-Year	99	±1	0	2	97	±2	3.0	±2.0	
Second-Year	100	±1	0	1	99	±1	1.0	±1.0	
Third-Year	100	±1	0	3	97	±2	3.0	±2.0	
Fourth-Year	99	±1	1	3	96	±2	4.0	±2.0	
Not Experienced USC	100	±1	0	2	98	±1	2.0	±1.0	
Experienced USC	100	±0	10	14	76	±14	24.0	±14.0	
Not Experienced SH	99	±1	0	2	98	±1	2.0	±1.0	
Experienced SH	100	±1	2	7	91	±3	9.0	±3.0	
USMA	99	±1	0	3	97	±2	3.0	±2.0	
First-Year	99	±2	0	3	97	±3	3.0	±3.0	
Second-Year	100	±0	0	1	99	±2	1.0	±2.0	
Third-Year	100	±0	0	4	96	±3	4.0	±3.0	
Fourth-Year	99	±2	1	5	95	±3	5.0	±3.0	
Experienced USC	100	±0	NR	NR	NR		NR		
Experienced SH	100	±0	1	9	90	±8	10.0	±8.0	
USNA	99	±1	0	2	98	±1	2.0	±1.0	
First-Year	99	±1	0	2	98	±3	2.0	±3.0	
Second-Year	100	±1	0	1	99	±2	1.0	±2.0	
Third-Year	99	±1	0	2	98	±3	2.0	±3.0	
Fourth-Year	100	±1	1	2	98	±3	2.0	±3.0	
Experienced USC	100	±0	NR	NR	NR		NR		
Experienced SH	100	±0	2	4	94	±5	6.0	±5.0	
USAFA	100	±1	0	2	97	±1	3.0	±1.0	
First-Year	100	±1	0	3	97	±2	3.0	±2.0	
Second-Year	100	±1	0	2	98	±2	2.0	±2.0	
Third-Year	100	±1	1	2	97	±2	3.0	±2.0	
Fourth-Year	99	±1	1	2	97	±3	3.0	±3.0	
Experienced USC	100	±0	NR	NR	NR		NR		
Experienced SH	99	±2	2	9	89	±5	11.0	±5.0	

Note. Percent responding are students who answered the question.
NR: Not reportable

17. Since June 2005, has someone assigned to your Academy, including students and military/civilian personnel, engaged in the following unwanted and uninvited behaviors?

e. Showed up at places where you were even though he/she had no reason to be there (e.g., athletic practices)

1. Yes, and I felt in danger of physical harm or sexual assault 2. Yes, but I did not feel in danger of physical harm or sexual assault 3. No

	Percent Responding		Percentages			Max ME	Percentage Reporting Yes		
			1	2	3				
TOTAL	100	±1	0	3	97	±1	3.0	±1.0	
USMA	99	±1	0	2	97	±1	3.0	±1.0	
USNA	100	±1	0	3	97	±1	3.0	±1.0	
USAFA	100	±1	0	2	97	±1	3.0	±1.0	
CLASS									
First-Year	100	±1	0	2	98	±1	2.0	±1.0	
Second-Year	100	±1	0	2	98	±1	2.0	±1.0	
Third-Year	99	±1	0	3	96	±1	4.0	±1.0	
Fourth-Year	100	±1	1	3	97	±1	3.0	±1.0	
GENDER									
Female	100	±1	1	8	91	±1	9.0	±1.0	█
Male	100	±1	0	1	98	±1	2.0	±1.0	
EXPERIENCED BEHAVIORS									
Not Experienced USC	100	±1	0	2	98	±1	2.0	±1.0	
Experienced USC	100	±0	5	16	79	±5	21.0	±5.0	█
Unwanted Touching	100	±0	4	8	88	±7	12.0	±6.0	█
Attempted SA	100	±0	13	20	67	±7	33.0	±7.0	█
Completed SA	100	±0	4	28	67	±11	33.0	±11.0	█
Not Experienced SH	100	±1	0	1	99	±1	1.0	±1.0	
Experienced SH	100	±1	2	8	90	±2	10.0	±2.0	█
FEMALE									
First-Year	100	±0	1	4	95	±2	5.0	±2.0	
Second-Year	100	±1	1	8	90	±1	10.0	±1.0	█
Third-Year	99	±1	1	10	89	±1	11.0	±1.0	█
Fourth-Year	100	±1	1	10	89	±1	11.0	±1.0	█
Not Experienced USC	100	±1	1	7	92	±1	8.0	±1.0	
Experienced USC	100	±0	6	19	75	±3	25.0	±3.0	█
Unwanted Touching	100	±0	3	13	84	±4	16.0	±4.0	█
Attempted SA	100	±0	15	22	63	±5	37.0	±5.0	█
Completed SA	100	±0	2	25	73	±5	27.0	±5.0	█
Not Experienced SH	100	±1	0	5	95	±1	5.0	±1.0	
Experienced SH	100	±1	2	11	87	±1	13.0	±1.0	█
USMA	99	±1	2	10	88	±1	12.0	±1.0	█
First-Year	100	±0	3	4	94	±3	6.0	±3.0	
Second-Year	99	±1	3	11	86	±3	14.0	±3.0	█
Third-Year	99	±1	1	13	86	±3	14.0	±3.0	█
Fourth-Year	99	±1	3	10	87	±1	13.0	±1.0	█
Experienced USC	100	±0	13	14	73	±4	27.0	±4.0	█
Unwanted Touching	100	±0	5	9	86	±6	14.0	±6.0	█
Attempted SA	100	±0	33	22	46	±9	54.0	±9.0	█
Completed SA	100	±0	0	14	86	±8	14.0	±8.0	█
Experienced SH	99	±1	4	12	84	±2	16.0	±2.0	█

Note. Percent responding are students who answered the question.

17e. Continued	Percent Responding		Percentages			Max ME	Percentage Reporting Yes		
			1	2	3				
USNA	100	±1	1	8	91	±1	9.0	±1.0	
First-Year	100	±0	1	6	93	±2	7.0	±2.0	
Second-Year	100	±0	1	9	90	±2	10.0	±2.0	
Third-Year	100	±1	1	10	90	±2	11.0	±2.0	
Fourth-Year	100	±0	1	8	91	±1	9.0	±1.0	
Experienced USC	100	±0	5	15	79	±3	21.0	±3.0	
Unwanted Touching	100	±0	4	4	92	±3	8.0	±3.0	
Attempted SA	100	±0	7	25	69	±8	31.0	±7.0	
Completed SA	100	±0	5	22	73	±6	27.0	±6.0	
Experienced SH	100	±0	2	10	88	±1	12.0	±1.0	
USAFA	100	±1	0	7	92	±1	8.0	±1.0	
First-Year	100	±0	1	2	97	±3	3.0	±3.0	
Second-Year	100	±0	0	5	95	±2	5.0	±2.0	
Third-Year	99	±1	1	8	92	±2	8.0	±2.0	
Fourth-Year	100	±0	0	13	87	±2	13.0	±2.0	
Experienced USC	100	±0	0	26	74	±5	26.0	±5.0	
Unwanted Touching	100	±0	0	23	77	±8	23.0	±8.0	
Attempted SA	100	±0	NR	21	79	±10	21.0	±10.0	
Completed SA	100	±0	0	35	65	±9	35.0	±9.0	
Experienced SH	100	±0	1	11	88	±2	12.0	±2.0	
MALE									
First-Year	99	±1	0	2	98	±1	2.0	±1.0	
Second-Year	100	±1	0	1	99	±1	1.0	±1.0	
Third-Year	99	±1	0	2	98	±2	2.0	±2.0	
Fourth-Year	100	±1	0	1	99	±1	1.0	±1.0	
Not Experienced USC	100	±1	0	1	99	±1	1.0	±1.0	
Experienced USC	100	±0	5	11	85	±13	15.0	±13.0	
Not Experienced SH	100	±1	0	1	99	±1	1.0	±1.0	
Experienced SH	100	±0	1	6	93	±3	7.0	±3.0	
USMA	99	±1	0	1	99	±1	1.0	±1.0	
First-Year	99	±2	0	1	98	±3	2.0	±3.0	
Second-Year	100	±0	0	0	100	±2	0.0	±2.0	
Third-Year	100	±1	0	2	98	±3	2.0	±3.0	
Fourth-Year	99	±1	0	2	98	±2	2.0	±2.0	
Experienced USC	100	±0	NR	NR	NR		NR		
Experienced SH	100	±0	NR	7	93	±7	7.0	±7.0	
USNA	100	±1	0	2	98	±1	2.0	±1.0	
First-Year	99	±1	0	2	98	±3	2.0	±3.0	
Second-Year	100	±1	0	1	99	±2	1.0	±2.0	
Third-Year	99	±1	0	2	98	±3	2.0	±3.0	
Fourth-Year	100	±0	1	1	98	±3	2.0	±3.0	
Experienced USC	100	±0	NR	NR	NR		NR		
Experienced SH	100	±0	2	5	93	±5	7.0	±5.0	
USAFA	100	±1	0	1	98	±1	2.0	±1.0	
First-Year	100	±0	0	2	98	±2	2.0	±2.0	
Second-Year	100	±1	0	1	99	±2	1.0	±2.0	
Third-Year	100	±1	1	2	97	±2	3.0	±2.0	
Fourth-Year	100	±1	1	0	99	±2	1.0	±2.0	
Experienced USC	100	±0	NR	NR	NR		NR		
Experienced SH	100	±0	2	5	93	±4	7.0	±4.0	

Note. Percent responding are students who answered the question.
 NR: Not reportable

17. Since June 2005, has someone assigned to your Academy, including students and military/civilian personnel, engaged in the following unwanted and uninvited behaviors?

f. Left unwanted items for you to find (e.g., gifts or other items)

1. Yes, and I felt in danger of physical harm or sexual assault 2. Yes, but I did not feel in danger of physical harm or sexual assault 3. No

	Percent Responding		Percentages			Max ME	Percentage Reporting Yes		
			1	2	3				
TOTAL	100	±1	0	2	98	±1	2.0	±1.0	
USMA	100	±1	0	2	98	±1	2.0	±1.0	
USNA	99	±1	0	2	97	±1	3.0	±1.0	
USAFA	100	±1	0	1	98	±1	2.0	±1.0	
CLASS									
First-Year	99	±1	0	2	98	±1	2.0	±1.0	
Second-Year	100	±1	0	2	98	±1	2.0	±1.0	
Third-Year	100	±1	0	3	97	±1	3.0	±1.0	
Fourth-Year	99	±1	1	1	98	±1	2.0	±1.0	
GENDER									
Female	100	±1	1	5	94	±1	6.0	±1.0	
Male	100	±1	0	1	98	±1	2.0	±1.0	
EXPERIENCED BEHAVIORS									
Not Experienced USC	100	±1	0	2	98	±1	2.0	±1.0	
Experienced USC	100	±0	6	9	85	±5	15.0	±5.0	
Unwanted Touching	100	±0	2	3	95	±9	5.0	±6.0	
Attempted SA	100	±0	9	16	74	±6	26.0	±6.0	
Completed SA	100	±0	11	18	72	±11	28.0	±11.0	
Not Experienced SH	100	±1	0	1	99	±1	1.0	±1.0	
Experienced SH	100	±1	2	6	93	±2	7.0	±2.0	
FEMALE									
First-Year	99	±1	1	2	97	±1	3.0	±1.0	
Second-Year	100	±1	0	5	94	±1	6.0	±1.0	
Third-Year	99	±1	1	6	93	±1	7.0	±1.0	
Fourth-Year	100	±1	1	4	95	±1	5.0	±1.0	
Not Experienced USC	99	±1	1	4	96	±1	4.0	±1.0	
Experienced USC	100	±0	5	12	84	±2	16.0	±2.0	
Unwanted Touching	100	±0	0	6	94	±3	6.0	±3.0	
Attempted SA	100	±0	10	18	71	±5	29.0	±5.0	
Completed SA	100	±0	6	15	80	±4	20.0	±4.0	
Not Experienced SH	99	±1	0	2	98	±1	2.0	±1.0	
Experienced SH	100	±1	2	7	92	±1	8.0	±1.0	
USMA	99	±1	2	6	92	±1	8.0	±1.0	
First-Year	100	±0	3	3	94	±3	6.0	±3.0	
Second-Year	100	±0	1	7	93	±2	7.0	±2.0	
Third-Year	99	±1	3	7	90	±2	10.0	±2.0	
Fourth-Year	99	±1	2	8	90	±1	10.0	±1.0	
Experienced USC	100	±0	11	16	73	±5	27.0	±5.0	
Unwanted Touching	100	±0	0	10	90	±7	10.0	±7.0	
Attempted SA	100	±0	28	27	45	±9	55.0	±9.0	
Completed SA	100	±0	7	13	80	±7	20.0	±6.0	
Experienced SH	99	±1	3	8	88	±2	12.0	±2.0	

Note. Percent responding are students who answered the question.

17f. Continued	Percent Responding		Percentages			Max ME	Percentage Reporting Yes		
			1	2	3				
USNA	100	±1	1	5	95	±1	5.0	±1.0	
First-Year	99	±1	0	2	98	±2	2.0	±2.0	
Second-Year	99	±1	1	6	93	±2	7.0	±2.0	
Third-Year	100	±1	1	5	95	±1	6.0	±1.0	
Fourth-Year	100	±0	1	3	96	±1	4.0	±1.0	
Experienced USC	100	±0	3	10	86	±3	14.0	±3.0	
Unwanted Touching	100	±0	0	8	92	±3	8.0	±3.0	
Attempted SA	100	±0	0	6	94	±4	6.0	±4.0	
Completed SA	100	±0	11	16	73	±6	27.0	±6.0	
Experienced SH	100	±1	1	7	93	±1	7.0	±1.0	
USAFA	100	±1	0	3	96	±1	4.0	±1.0	
First-Year	99	±1	1	1	98	±2	2.0	±2.0	
Second-Year	100	±0	0	3	97	±2	3.0	±2.0	
Third-Year	99	±1	1	6	93	±2	7.0	±2.0	
Fourth-Year	99	±1	0	3	97	±1	3.0	±1.0	
Experienced USC	100	±0	0	10	90	±4	10.0	±4.0	
Unwanted Touching	100	±0	0	0	100	±0	0.0	±0.0	
Attempted SA	100	±0	NR	20	80	±9	20.0	±9.0	
Completed SA	100	±0	0	15	85	±7	15.0	±7.0	
Experienced SH	100	±1	1	6	94	±2	6.0	±2.0	
MALE									
First-Year	99	±1	0	1	98	±1	2.0	±1.0	
Second-Year	100	±1	0	1	99	±1	1.0	±1.0	
Third-Year	100	±1	0	2	98	±1	2.0	±1.0	
Fourth-Year	99	±1	1	1	99	±1	1.0	±1.0	
Not Experienced USC	100	±1	0	1	99	±1	1.0	±1.0	
Experienced USC	100	±0	7	5	87	±12	13.0	±12.0	
Not Experienced SH	100	±1	0	1	99	±1	1.0	±1.0	
Experienced SH	100	±1	2	4	94	±3	6.0	±3.0	
USMA	100	±1	0	1	99	±1	1.0	±1.0	
First-Year	99	±2	0	1	99	±3	1.0	±3.0	
Second-Year	100	±0	0	1	99	±2	1.0	±2.0	
Third-Year	100	±0	0	1	99	±3	1.0	±3.0	
Fourth-Year	99	±1	0	1	98	±2	2.0	±2.0	
Experienced USC	100	±0	NR	NR	NR		NR		
Experienced SH	100	±0	NR	5	95	±6	5.0	±6.0	
USNA	99	±1	0	2	98	±1	2.0	±1.0	
First-Year	99	±2	1	2	98	±3	2.0	±3.0	
Second-Year	100	±1	0	1	99	±2	1.0	±2.0	
Third-Year	99	±1	0	2	98	±3	2.0	±3.0	
Fourth-Year	99	±1	1	2	98	±3	2.0	±3.0	
Experienced USC	100	±0	NR	NR	NR		NR		
Experienced SH	99	±2	3	5	92	±6	8.0	±6.0	
USAFA	100	±1	0	1	99	±1	1.0	±1.0	
First-Year	100	±0	0	1	99	±2	1.0	±2.0	
Second-Year	100	±1	0	1	99	±2	1.0	±2.0	
Third-Year	100	±1	1	1	98	±2	2.0	±2.0	
Fourth-Year	100	±1	1	0	99	±2	1.0	±2.0	
Experienced USC	100	±0	NR	NR	NR		NR		
Experienced SH	100	±0	1	4	95	±4	5.0	±4.0	

Note. Percent responding are students who answered the question.
 NR: Not reportable

17. Since June 2005, has someone assigned to your Academy, including students and military/civilian personnel, engaged in the following unwanted and uninvited behaviors?

g. Stood outside or hung around your dorm room or classroom even though he/she had no reason to be there

1. Yes, and I felt in danger of physical harm or sexual assault 2. Yes, but I did not feel in danger of physical harm or sexual assault 3. No

	Percent Responding		Percentages			Max ME	Percentage Reporting Yes		
			1	2	3				
TOTAL	100	±1	1	4	96	±1	4.0	±1.0	
USMA	100	±1	0	3	96	±1	4.0	±1.0	
USNA	100	±1	1	4	95	±1	5.0	±1.0	
USAFA	100	±1	1	3	96	±1	4.0	±1.0	
CLASS									
First-Year	100	±1	0	2	97	±1	3.0	±1.0	
Second-Year	100	±1	0	2	97	±1	3.0	±1.0	
Third-Year	100	±1	1	5	95	±1	5.0	±1.0	
Fourth-Year	100	±1	1	5	95	±1	5.0	±1.0	
GENDER									
Female	100	±1	2	10	88	±1	12.0	±1.0	
Male	100	±1	0	2	97	±1	3.0	±1.0	
EXPERIENCED BEHAVIORS									
Not Experienced USC	100	±1	0	3	96	±1	4.0	±1.0	
Experienced USC	100	±0	8	12	80	±5	20.0	±5.0	
Unwanted Touching	100	±0	4	6	91	±7	9.0	±5.0	
Attempted SA	100	±0	9	17	74	±6	26.0	±6.0	
Completed SA	100	±0	15	22	63	±12	37.0	±11.0	
Not Experienced SH	100	±1	0	2	98	±1	2.0	±1.0	
Experienced SH	100	±0	2	10	87	±2	13.0	±2.0	
FEMALE									
First-Year	100	±0	1	5	94	±2	6.0	±2.0	
Second-Year	100	±0	1	8	91	±1	9.0	±1.0	
Third-Year	99	±1	2	12	86	±2	14.0	±2.0	
Fourth-Year	100	±1	1	15	84	±1	16.0	±1.0	
Not Experienced USC	100	±1	1	9	89	±1	11.0	±1.0	
Experienced USC	100	±0	6	17	77	±3	23.0	±3.0	
Unwanted Touching	100	±0	3	12	85	±4	15.0	±4.0	
Attempted SA	100	±0	10	19	71	±5	29.0	±5.0	
Completed SA	100	±0	6	22	73	±4	27.0	±4.0	
Not Experienced SH	100	±1	0	5	94	±1	6.0	±1.0	
Experienced SH	100	±1	2	14	83	±1	17.0	±1.0	
USMA	100	±1	3	11	86	±1	14.0	±1.0	
First-Year	100	±0	2	6	93	±3	7.0	±3.0	
Second-Year	100	±0	2	8	89	±3	11.0	±3.0	
Third-Year	99	±1	4	13	83	±3	17.0	±3.0	
Fourth-Year	99	±1	2	17	81	±2	19.0	±2.0	
Experienced USC	100	±0	13	19	68	±5	32.0	±5.0	
Unwanted Touching	100	±0	0	14	86	±7	14.0	±7.0	
Attempted SA	100	±0	28	22	50	±9	50.0	±9.0	
Completed SA	100	±0	14	25	61	±8	39.0	±7.0	
Experienced SH	100	±1	4	16	80	±2	20.0	±2.0	

Note. Percent responding are students who answered the question.

17g. Continued	Percent Responding		Percentages			Max ME	Percentage Reporting Yes		
			1	2	3				
USNA	100	±1	1	10	88	±1	12.0	±1.0	
First-Year	100	±0	0	4	96	±2	4.0	±2.0	
Second-Year	100	±0	2	11	87	±2	13.0	±2.0	
Third-Year	100	±1	1	12	88	±2	13.0	±2.0	
Fourth-Year	100	±0	2	13	85	±1	15.0	±1.0	
Experienced USC	100	±0	3	10	86	±3	14.0	±3.0	
Unwanted Touching	100	±0	4	4	92	±3	8.0	±3.0	
Attempted SA	100	±0	0	19	81	±6	19.0	±6.0	
Completed SA	100	±0	5	11	84	±5	16.0	±5.0	
Experienced SH	100	±0	2	14	84	±2	16.0	±2.0	
USAFA	100	±1	1	9	90	±1	10.0	±1.0	
First-Year	100	±0	2	4	94	±3	6.0	±3.0	
Second-Year	100	±0	0	5	95	±2	5.0	±2.0	
Third-Year	99	±1	2	12	87	±3	13.0	±3.0	
Fourth-Year	100	±0	1	14	85	±2	15.0	±2.0	
Experienced USC	100	±0	2	21	77	±5	23.0	±5.0	
Unwanted Touching	100	±0	5	16	80	±9	20.0	±9.0	
Attempted SA	100	±0	NR	14	86	±10	14.0	±10.0	
Completed SA	100	±0	0	28	72	±8	28.0	±8.0	
Experienced SH	100	±0	2	12	86	±2	14.0	±2.0	
MALE									
First-Year	99	±1	0	2	98	±1	2.0	±1.0	
Second-Year	100	±1	0	1	99	±1	1.0	±1.0	
Third-Year	100	±1	0	3	97	±2	3.0	±2.0	
Fourth-Year	100	±1	1	3	97	±2	3.0	±2.0	
Not Experienced USC	100	±1	0	2	98	±1	2.0	±1.0	
Experienced USC	100	±0	10	5	84	±13	16.0	±13.0	
Not Experienced SH	100	±1	0	2	98	±1	2.0	±1.0	
Experienced SH	100	±0	2	6	92	±3	8.0	±3.0	
USMA	100	±1	0	2	98	±1	2.0	±1.0	
First-Year	99	±2	0	1	99	±3	1.0	±3.0	
Second-Year	100	±0	0	1	99	±2	1.0	±2.0	
Third-Year	100	±0	0	3	97	±3	3.0	±3.0	
Fourth-Year	99	±1	0	2	97	±3	3.0	±3.0	
Experienced USC	100	±0	NR	NR	NR		NR		
Experienced SH	100	±0	NR	6	94	±7	6.0	±7.0	
USNA	100	±1	0	3	97	±2	3.0	±2.0	
First-Year	99	±1	1	2	97	±3	3.0	±3.0	
Second-Year	100	±1	0	1	99	±2	1.0	±2.0	
Third-Year	99	±1	0	5	95	±3	5.0	±3.0	
Fourth-Year	100	±0	1	3	96	±3	4.0	±3.0	
Experienced USC	100	±0	NR	NR	NR		NR		
Experienced SH	100	±0	4	5	91	±6	9.0	±6.0	
USAFA	100	±1	0	2	98	±1	2.0	±1.0	
First-Year	100	±0	0	2	98	±2	2.0	±2.0	
Second-Year	100	±1	0	2	98	±2	2.0	±2.0	
Third-Year	100	±1	1	1	98	±2	2.0	±2.0	
Fourth-Year	100	±1	1	2	97	±3	3.0	±3.0	
Experienced USC	100	±0	NR	NR	NR		NR		
Experienced SH	100	±0	2	7	91	±5	9.0	±5.0	

Note. Percent responding are students who answered the question.
NR: Not reportable

17. Since June 2005, has someone assigned to your Academy, including students and military/civilian personnel, engaged in the following unwanted and uninvited behaviors?

h. Vandalized or tampered with your belongings

1. Yes, and I felt in danger of physical harm or sexual assault 2. Yes, but I did not feel in danger of physical harm or sexual assault 3. No

	Percent Responding		Percentages			Max ME	Percentage Reporting Yes		
			1	2	3				
TOTAL	100	±1	0	3	96	±1	4.0	±1.0	
USMA	100	±1	0	3	96	±1	4.0	±1.0	
USNA	100	±1	1	5	95	±2	5.0	±2.0	
USAFA	100	±1	0	2	98	±1	2.0	±1.0	
CLASS									
First-Year	100	±1	0	2	97	±1	3.0	±1.0	
Second-Year	100	±1	0	2	97	±1	3.0	±1.0	
Third-Year	100	±1	0	4	96	±2	4.0	±2.0	
Fourth-Year	100	±1	1	5	95	±2	5.0	±2.0	
GENDER									
Female	100	±1	1	3	96	±1	4.0	±1.0	
Male	100	±1	0	3	96	±1	4.0	±1.0	
EXPERIENCED BEHAVIORS									
Not Experienced USC	100	±1	0	3	97	±1	3.0	±1.0	
Experienced USC	100	±0	2	14	84	±6	16.0	±6.0	■
Unwanted Touching	100	±0	1	17	83	±9	17.0	±9.0	■
Attempted SA	100	±0	6	3	91	±4	9.0	±4.0	■
Completed SA	100	±0	3	17	80	±14	20.0	±14.0	■
Not Experienced SH	100	±1	0	3	97	±1	3.0	±1.0	
Experienced SH	100	±0	2	6	92	±2	8.0	±2.0	■
FEMALE									
First-Year	100	±0	2	2	97	±2	3.0	±2.0	
Second-Year	100	±1	1	3	97	±1	3.0	±1.0	
Third-Year	99	±1	1	3	96	±1	4.0	±1.0	
Fourth-Year	100	±1	1	6	94	±1	6.0	±1.0	
Not Experienced USC	100	±1	1	3	96	±1	4.0	±1.0	
Experienced USC	100	±0	2	6	92	±2	8.0	±2.0	■
Unwanted Touching	100	±0	1	9	90	±3	10.0	±3.0	■
Attempted SA	100	±0	7	4	90	±4	10.0	±4.0	■
Completed SA	100	±0	0	2	98	±1	2.0	±1.0	
Not Experienced SH	100	±1	0	2	97	±1	3.0	±1.0	
Experienced SH	100	±1	1	4	94	±1	6.0	±1.0	■
USMA	100	±1	1	3	96	±1	4.0	±1.0	
First-Year	100	±0	3	0	97	±2	3.0	±2.0	
Second-Year	100	±0	1	3	96	±2	4.0	±2.0	
Third-Year	99	±1	1	4	95	±2	5.0	±2.0	
Fourth-Year	99	±1	0	3	97	±1	3.0	±1.0	
Experienced USC	100	±0	4	5	91	±3	9.0	±3.0	■
Unwanted Touching	100	±0	0	10	90	±6	10.0	±6.0	■
Attempted SA	100	±0	11	0	89	±8	11.0	±8.0	■
Completed SA	100	±0	0	6	94	±3	6.0	±3.0	■
Experienced SH	100	±1	1	4	95	±1	5.0	±1.0	■

Note. Percent responding are students who answered the question.

17h. Continued	Percent Responding		Percentages			Max ME	Percentage Reporting Yes		
			1	2	3				
USNA	100	±1	1	5	94	±1	6.0	±1.0	
First-Year	100	±0	2	2	97	±2	3.0	±2.0	
Second-Year	99	±1	2	5	94	±2	6.0	±2.0	
Third-Year	100	±1	0	3	97	±1	3.0	±1.0	
Fourth-Year	100	±0	2	8	90	±1	10.0	±1.0	
Experienced USC	100	±0	4	5	91	±3	9.0	±3.0	
Unwanted Touching	100	±0	4	8	88	±3	12.0	±3.0	
Attempted SA	100	±0	7	6	87	±8	13.0	±7.0	
Completed SA	100	±0	0	0	100	±0	0.0	±0.0	
Experienced SH	100	±1	2	6	92	±1	8.0	±1.0	
USAFA	100	±1	1	2	97	±1	3.0	±1.0	
First-Year	100	±0	1	3	96	±3	4.0	±3.0	
Second-Year	100	±0	0	0	100	±0	0.0	±0.0	
Third-Year	99	±1	1	2	97	±2	3.0	±2.0	
Fourth-Year	100	±0	0	5	95	±1	5.0	±1.0	
Experienced USC	100	±0	0	7	93	±4	7.0	±4.0	
Unwanted Touching	100	±0	0	8	92	±7	8.0	±7.0	
Attempted SA	100	±0	NR	7	93	±5	7.0	±5.0	
Completed SA	100	±0	0	0	100	±0	0.0	±0.0	
Experienced SH	100	±0	1	3	96	±2	4.0	±2.0	
MALE									
First-Year	99	±1	0	2	98	±2	2.0	±2.0	
Second-Year	100	±1	0	2	98	±1	2.0	±1.0	
Third-Year	100	±1	0	4	95	±2	5.0	±2.0	
Fourth-Year	100	±1	1	5	95	±2	5.0	±2.0	
Not Experienced USC	100	±1	0	3	97	±1	3.0	±1.0	
Experienced USC	100	±0	2	27	71	±14	29.0	±14.0	
Not Experienced SH	100	±1	0	3	97	±1	3.0	±1.0	
Experienced SH	100	±0	2	8	90	±4	10.0	±4.0	
USMA	100	±1	0	3	96	±2	4.0	±2.0	
First-Year	99	±2	0	2	98	±3	2.0	±3.0	
Second-Year	100	±0	0	2	98	±2	2.0	±2.0	
Third-Year	100	±0	0	5	95	±4	5.0	±4.0	
Fourth-Year	100	±1	1	5	94	±3	6.0	±3.0	
Experienced USC	100	±0	NR	NR	NR		NR		
Experienced SH	100	±0	2	9	89	±8	11.0	±8.0	
USNA	100	±1	0	5	95	±2	5.0	±2.0	
First-Year	99	±1	0	4	96	±3	4.0	±3.0	
Second-Year	100	±1	0	3	96	±3	4.0	±3.0	
Third-Year	99	±1	0	6	93	±4	7.0	±4.0	
Fourth-Year	100	±0	1	7	93	±4	7.0	±4.0	
Experienced USC	100	±0	NR	NR	NR		NR		
Experienced SH	100	±0	2	11	86	±6	14.0	±6.0	
USAFA	100	±1	0	2	98	±1	2.0	±1.0	
First-Year	100	±0	0	1	99	±2	1.0	±2.0	
Second-Year	100	±1	0	2	98	±2	2.0	±2.0	
Third-Year	100	±1	1	1	98	±2	2.0	±2.0	
Fourth-Year	100	±1	1	2	97	±3	3.0	±3.0	
Experienced USC	100	±0	NR	NR	NR		NR		
Experienced SH	100	±0	2	4	94	±4	6.0	±4.0	

Note. Percent responding are students who answered the question.

NR: Not reportable

17. Since June 2005, has someone assigned to your Academy, including students and military/civilian personnel, engaged in the following unwanted and uninvited behaviors?

i. Took personal items that belonged to you

1. Yes, and I felt in danger of physical harm or sexual assault 2. Yes, but I did not feel in danger of physical harm or sexual assault 3. No

	Percent Responding		Percentages			Max ME	Percentage Reporting Yes		
			1	2	3				
TOTAL	99	±1	0	5	95	±1	5.0	±1.0	
USMA	99	±1	1	5	94	±2	6.0	±2.0	
USNA	99	±1	1	5	94	±2	6.0	±2.0	
USAFA	100	±1	0	4	96	±1	4.0	±1.0	
CLASS									
First-Year	99	±1	1	4	96	±2	4.0	±2.0	
Second-Year	99	±1	0	3	97	±1	3.0	±1.0	
Third-Year	99	±1	1	5	94	±2	6.0	±2.0	
Fourth-Year	100	±1	1	7	93	±2	7.0	±2.0	
GENDER									
Female	99	±1	1	4	96	±1	4.0	±1.0	
Male	99	±1	0	5	95	±1	5.0	±1.0	
EXPERIENCED BEHAVIORS									
Not Experienced USC	99	±1	0	4	95	±1	5.0	±1.0	
Experienced USC	99	±1	3	12	85	±6	15.0	±6.0	■
Unwanted Touching	99	±1	0	17	83	±9	17.0	±9.0	■
Attempted SA	100	±0	4	4	93	±3	7.0	±3.0	
Completed SA	99	±1	7	9	84	±14	16.0	±14.0	■
Not Experienced SH	99	±1	0	4	96	±1	4.0	±1.0	
Experienced SH	100	±1	2	7	92	±2	8.0	±2.0	■
FEMALE									
First-Year	99	±1	1	3	96	±2	4.0	±2.0	
Second-Year	100	±1	1	2	97	±1	3.0	±1.0	
Third-Year	99	±1	1	3	96	±1	4.0	±1.0	
Fourth-Year	100	±1	1	6	94	±1	6.0	±1.0	
Not Experienced USC	99	±1	1	3	96	±1	4.0	±1.0	
Experienced USC	99	±1	1	6	93	±2	7.0	±2.0	
Unwanted Touching	99	±1	0	9	91	±4	9.0	±4.0	■
Attempted SA	100	±0	4	4	92	±3	8.0	±3.0	
Completed SA	98	±1	0	2	98	±1	2.0	±1.0	
Not Experienced SH	99	±1	0	2	97	±1	3.0	±1.0	
Experienced SH	100	±1	1	5	94	±1	6.0	±1.0	
USMA	99	±1	1	3	96	±1	4.0	±1.0	
First-Year	99	±1	2	4	94	±3	6.0	±3.0	
Second-Year	100	±0	1	5	94	±2	6.0	±2.0	
Third-Year	99	±1	1	3	96	±2	4.0	±2.0	
Fourth-Year	99	±1	0	3	97	±1	3.0	±1.0	
Experienced USC	100	±0	4	7	89	±3	11.0	±3.0	■
Unwanted Touching	100	±0	0	10	90	±6	10.0	±6.0	■
Attempted SA	100	±0	11	6	83	±7	17.0	±7.0	■
Completed SA	100	±0	0	6	94	±3	6.0	±3.0	
Experienced SH	99	±1	1	4	95	±1	5.0	±1.0	

Note. Percent responding are students who answered the question.

17i. Continued	Percent Responding		Percentages			Max ME	Percentage Reporting Yes		
			1	2	3				
USNA	99	±1	1	4	95	±1	5.0	±1.0	
First-Year	98	±1	0	3	98	±2	3.0	±2.0	
Second-Year	99	±1	2	1	97	±1	3.0	±1.0	
Third-Year	100	±1	1	4	96	±1	5.0	±1.0	
Fourth-Year	100	±0	1	6	92	±1	8.0	±1.0	
Experienced USC	98	±1	0	2	98	±2	2.0	±2.0	
Unwanted Touching	96	±2	0	5	95	±4	5.0	±4.0	
Attempted SA	100	±0	0	0	100	±0	0.0	±0.0	
Completed SA	100	±0	0	0	100	±0	0.0	±0.0	
Experienced SH	100	±1	2	5	93	±1	7.0	±1.0	
USAFA	100	±1	0	3	96	±1	4.0	±1.0	
First-Year	99	±1	1	3	96	±3	4.0	±3.0	
Second-Year	100	±0	0	0	100	±0	0.0	±0.0	
Third-Year	99	±1	1	3	96	±2	4.0	±2.0	
Fourth-Year	99	±1	0	7	93	±1	7.0	±1.0	
Experienced USC	98	±1	0	9	91	±4	9.0	±4.0	
Unwanted Touching	100	±0	0	13	87	±9	13.0	±9.0	
Attempted SA	100	±0	NR	7	93	±5	7.0	±5.0	
Completed SA	95	±3	NR	NR	NR		NR		
Experienced SH	100	±1	0	4	95	±2	5.0	±2.0	
MALE									
First-Year	99	±1	0	4	96	±2	4.0	±2.0	
Second-Year	99	±1	0	3	97	±2	3.0	±2.0	
Third-Year	99	±1	1	5	94	±2	6.0	±2.0	
Fourth-Year	100	±1	1	7	92	±2	8.0	±2.0	
Not Experienced USC	99	±1	0	5	95	±1	5.0	±1.0	
Experienced USC	100	±0	5	21	74	±14	26.0	±14.0	
Not Experienced SH	99	±1	0	4	95	±1	5.0	±1.0	
Experienced SH	100	±1	2	9	89	±4	11.0	±4.0	
USMA	99	±1	1	5	94	±2	6.0	±2.0	
First-Year	99	±2	1	3	96	±3	4.0	±3.0	
Second-Year	99	±1	0	3	97	±3	3.0	±3.0	
Third-Year	100	±1	0	7	93	±4	7.0	±4.0	
Fourth-Year	100	±1	1	8	91	±4	9.0	±4.0	
Experienced USC	100	±0	NR	NR	NR		NR		
Experienced SH	100	±0	3	7	90	±7	10.0	±7.0	
USNA	99	±1	0	6	94	±2	6.0	±2.0	
First-Year	99	±2	0	5	94	±3	6.0	±3.0	
Second-Year	99	±1	0	4	96	±3	4.0	±3.0	
Third-Year	99	±1	0	7	93	±4	7.0	±4.0	
Fourth-Year	99	±1	1	6	93	±4	7.0	±4.0	
Experienced USC	100	±0	NR	NR	NR		NR		
Experienced SH	99	±2	2	10	88	±6	12.0	±6.0	
USAFA	100	±1	0	4	96	±1	4.0	±1.0	
First-Year	100	±0	0	3	97	±2	3.0	±2.0	
Second-Year	100	±1	0	3	97	±2	3.0	±2.0	
Third-Year	100	±1	1	3	96	±3	4.0	±3.0	
Fourth-Year	100	±1	1	6	93	±3	7.0	±3.0	
Experienced USC	100	±0	NR	NR	NR		NR		
Experienced SH	100	±0	2	9	89	±5	11.0	±5.0	

Note. Percent responding are students who answered the question.
NR: Not reportable

17. Since June 2005, has someone assigned to your Academy, including students and military/civilian personnel, engaged in the following unwanted and uninvited behaviors?

j. Took your picture or videotaped you without your consent

1. Yes, and I felt in danger of physical harm or sexual assault 2. Yes, but I did not feel in danger of physical harm or sexual assault 3. No

	Percent Responding		Percentages			Max ME	Percentage Reporting Yes		
			1	2	3				
TOTAL	100	±1	0	2	97	±1	3.0	±1.0	
USMA	100	±1	0	2	97	±1	3.0	±1.0	
USNA	99	±1	0	3	97	±1	3.0	±1.0	
USAFA	100	±1	0	2	98	±1	2.0	±1.0	
CLASS									
First-Year	99	±1	0	3	97	±1	3.0	±1.0	
Second-Year	100	±1	0	2	98	±1	2.0	±1.0	
Third-Year	100	±1	1	2	98	±1	2.0	±1.0	
Fourth-Year	100	±1	1	3	96	±1	4.0	±1.0	
GENDER									
Female	100	±1	1	4	96	±1	4.0	±1.0	
Male	100	±1	0	2	98	±1	2.0	±1.0	
EXPERIENCED BEHAVIORS									
Not Experienced USC	100	±1	0	2	98	±1	2.0	±1.0	
Experienced USC	100	±1	4	10	86	±5	14.0	±5.0	■
Unwanted Touching	99	±1	0	7	93	±7	7.0	±7.0	■
Attempted SA	100	±0	2	13	86	±4	14.0	±4.0	■
Completed SA	100	±0	12	15	72	±13	28.0	±13.0	■
Not Experienced SH	100	±1	0	2	98	±1	2.0	±1.0	
Experienced SH	100	±1	1	5	94	±2	6.0	±2.0	■
FEMALE									
First-Year	99	±1	1	2	97	±1	3.0	±1.0	
Second-Year	100	±0	0	4	96	±1	4.0	±1.0	
Third-Year	99	±1	1	3	96	±1	4.0	±1.0	
Fourth-Year	100	±1	0	5	95	±1	5.0	±1.0	
Not Experienced USC	100	±1	1	3	96	±1	4.0	±1.0	
Experienced USC	99	±1	1	8	91	±2	9.0	±2.0	■
Unwanted Touching	98	±2	0	6	94	±4	6.0	±4.0	■
Attempted SA	100	±0	2	14	84	±4	16.0	±4.0	■
Completed SA	100	±0	2	6	92	±3	8.0	±3.0	■
Not Experienced SH	100	±1	0	2	97	±1	3.0	±1.0	
Experienced SH	100	±1	1	5	94	±1	6.0	±1.0	■
USMA	99	±1	1	4	95	±1	5.0	±1.0	
First-Year	99	±1	2	5	94	±3	6.0	±3.0	■
Second-Year	100	±0	0	7	93	±2	7.0	±2.0	■
Third-Year	99	±1	1	5	94	±2	6.0	±2.0	■
Fourth-Year	99	±1	0	2	98	±1	2.0	±1.0	
Experienced USC	100	±0	2	11	87	±4	13.0	±4.0	■
Unwanted Touching	100	±0	0	9	91	±5	9.0	±5.0	■
Attempted SA	100	±0	6	11	83	±7	17.0	±7.0	■
Completed SA	100	±0	0	14	86	±8	14.0	±8.0	■
Experienced SH	99	±1	1	6	93	±2	7.0	±2.0	■

Note. Percent responding are students who answered the question.

17j. Continued	Percent Responding		Percentages			Max ME	Percentage Reporting Yes		
			1	2	3				
USNA	100	±1	1	4	96	±1	4.0	±1.0	
First-Year	99	±1	0	2	98	±2	2.0	±2.0	
Second-Year	100	±0	1	3	95	±1	5.0	±1.0	
Third-Year	100	±1	1	3	97	±1	3.0	±1.0	
Fourth-Year	100	±0	1	5	94	±1	6.0	±1.0	
Experienced USC	98	±2	0	5	95	±2	5.0	±2.0	
Unwanted Touching	95	±4	0	0	100	±0	0.0	±0.0	
Attempted SA	100	±0	0	12	88	±6	12.0	±6.0	
Completed SA	100	±0	0	5	95	±3	5.0	±3.0	
Experienced SH	100	±1	1	4	95	±1	5.0	±1.0	
USAFA	100	±1	1	3	96	±1	4.0	±1.0	
First-Year	100	±0	1	0	99	±2	1.0	±2.0	
Second-Year	100	±0	0	1	99	±1	1.0	±1.0	
Third-Year	99	±1	1	2	96	±2	4.0	±2.0	
Fourth-Year	100	±0	0	7	93	±1	7.0	±1.0	
Experienced USC	100	±0	2	8	90	±4	10.0	±4.0	
Unwanted Touching	100	±0	0	9	91	±8	9.0	±8.0	
Attempted SA	100	±0	NR	20	80	±8	20.0	±8.0	
Completed SA	100	±0	5	0	95	±6	5.0	±6.0	
Experienced SH	100	±0	1	4	95	±2	5.0	±2.0	
MALE									
First-Year	99	±1	0	3	97	±2	3.0	±2.0	
Second-Year	100	±1	0	1	99	±1	1.0	±1.0	
Third-Year	100	±1	0	2	98	±2	2.0	±2.0	
Fourth-Year	100	±1	1	3	96	±2	4.0	±2.0	
Not Experienced USC	100	±1	0	2	98	±1	2.0	±1.0	
Experienced USC	100	±0	7	13	79	±13	21.0	±13.0	
Not Experienced SH	100	±1	0	2	98	±1	2.0	±1.0	
Experienced SH	100	±0	2	4	94	±3	6.0	±3.0	
USMA	100	±1	0	2	98	±1	2.0	±1.0	
First-Year	99	±2	0	3	97	±3	3.0	±3.0	
Second-Year	100	±0	0	1	99	±2	1.0	±2.0	
Third-Year	100	±0	0	2	98	±3	2.0	±3.0	
Fourth-Year	99	±1	1	2	97	±3	3.0	±3.0	
Experienced USC	100	±0	NR	NR	NR		NR		
Experienced SH	100	±0	3	4	94	±7	6.0	±7.0	
USNA	99	±1	0	3	97	±2	3.0	±2.0	
First-Year	99	±1	0	4	96	±3	4.0	±3.0	
Second-Year	99	±1	0	2	98	±2	2.0	±2.0	
Third-Year	99	±1	0	2	98	±3	2.0	±3.0	
Fourth-Year	100	±0	1	4	96	±3	4.0	±3.0	
Experienced USC	100	±0	NR	NR	NR		NR		
Experienced SH	100	±0	2	6	93	±5	7.0	±5.0	
USAFA	100	±1	0	2	98	±1	2.0	±1.0	
First-Year	100	±0	0	1	99	±2	1.0	±2.0	
Second-Year	100	±1	0	1	99	±2	1.0	±2.0	
Third-Year	100	±1	1	1	98	±2	2.0	±2.0	
Fourth-Year	100	±1	0	3	96	±3	4.0	±3.0	
Experienced USC	100	±0	NR	NR	NR		NR		
Experienced SH	100	±0	1	4	95	±4	5.0	±4.0	

Note. Percent responding are students who answered the question.
 NR: Not reportable

17. Since June 2005, has someone assigned to your Academy, including students and military/civilian personnel, engaged in the following unwanted and uninvited behaviors?

k. Other

1. Yes, and I felt in danger of physical harm or sexual assault 2. Yes, but I did not feel in danger of physical harm or sexual assault 3. No

	Percent Responding		Percentages			Max ME	Percentage Reporting Yes		
			1	2	3				
TOTAL	86	±1	1	1	99	±1	1.0	±1.0	
USMA	88	±2	0	1	99	±1	1.0	±1.0	
USNA	86	±2	1	1	98	±1	2.0	±1.0	
USAFA	85	±2	1	1	99	±1	1.0	±1.0	
CLASS									
First-Year	84	±2	1	1	98	±1	2.0	±1.0	
Second-Year	86	±2	0	0	99	±1	1.0	±1.0	
Third-Year	86	±2	1	1	98	±1	2.0	±1.0	
Fourth-Year	87	±2	1	1	98	±1	2.0	±1.0	
GENDER									
Female	84	±1	2	2	96	±1	4.0	±1.0	
Male	87	±1	0	1	99	±1	1.0	±1.0	
EXPERIENCED BEHAVIORS									
Not Experienced USC	86	±1	0	1	99	±1	1.0	±1.0	
Experienced USC	85	±4	11	5	84	±6	16.0	±6.0	
Unwanted Touching	85	±7	8	4	88	±7	12.0	±6.0	
Attempted SA	84	±4	7	5	88	±6	12.0	±6.0	
Completed SA	84	±6	20	7	73	±14	27.0	±14.0	
Not Experienced SH	87	±1	0	0	99	±1	1.0	±1.0	
Experienced SH	82	±2	3	3	95	±2	5.0	±2.0	
FEMALE									
First-Year	81	±2	1	2	97	±2	3.0	±2.0	
Second-Year	83	±2	1	1	98	±1	2.0	±1.0	
Third-Year	82	±2	2	3	95	±1	5.0	±1.0	
Fourth-Year	87	±1	2	3	95	±1	5.0	±1.0	
Not Experienced USC	84	±1	1	2	97	±1	3.0	±1.0	
Experienced USC	83	±2	9	6	86	±3	14.0	±3.0	
Unwanted Touching	85	±4	9	8	83	±4	17.0	±4.0	
Attempted SA	82	±4	8	5	87	±6	13.0	±6.0	
Completed SA	81	±4	9	3	88	±4	12.0	±4.0	
Not Experienced SH	84	±1	0	1	99	±1	1.0	±1.0	
Experienced SH	83	±1	3	4	93	±1	7.0	±1.0	
USMA	83	±2	1	3	96	±1	4.0	±1.0	
First-Year	82	±4	0	4	96	±3	4.0	±3.0	
Second-Year	84	±3	0	0	100	±0	0.0	±0.0	
Third-Year	82	±3	2	3	96	±2	4.0	±2.0	
Fourth-Year	82	±2	2	3	94	±1	6.0	±1.0	
Experienced USC	86	±3	10	11	79	±5	21.0	±5.0	
Unwanted Touching	90	±5	10	10	80	±6	20.0	±6.0	
Attempted SA	79	±5	7	14	79	±10	21.0	±10.0	
Completed SA	86	±6	16	9	76	±10	24.0	±9.0	
Experienced SH	82	±2	2	4	94	±1	6.0	±1.0	

Note. Percent responding are students who answered the question.

17k. Continued	Percent Responding		Percentages			Max ME	Percentage Reporting Yes		
			1	2	3				
USNA	87	±1	1	2	97	±1	3.0	±1.0	
First-Year	85	±3	0	2	98	±2	2.0	±2.0	
Second-Year	87	±2	2	1	97	±1	3.0	±1.0	
Third-Year	86	±2	1	3	97	±1	3.0	±1.0	
Fourth-Year	88	±1	2	3	95	±1	5.0	±1.0	
Experienced USC	82	±3	4	2	94	±2	6.0	±2.0	
Unwanted Touching	87	±4	5	5	90	±4	10.0	±4.0	
Attempted SA	81	±5	0	0	100	±0	0.0	±0.0	
Completed SA	77	±6	7	0	93	±5	7.0	±5.0	
Experienced SH	84	±2	2	4	94	±1	6.0	±1.0	
USAFA	81	±2	2	2	96	±1	4.0	±1.0	
First-Year	77	±5	3	0	97	±3	3.0	±3.0	
Second-Year	78	±3	1	3	97	±2	3.0	±2.0	
Third-Year	77	±3	4	2	94	±2	6.0	±2.0	
Fourth-Year	90	±1	1	3	96	±1	4.0	±1.0	
Experienced USC	80	±4	11	4	85	±6	15.0	±6.0	
Unwanted Touching	80	±7	11	9	80	±10	20.0	±10.0	
Attempted SA	87	±7	18	NR	82	±13	18.0	±13.0	
Completed SA	80	±7	6	NR	94	±7	6.0	±7.0	
Experienced SH	83	±2	4	3	93	±2	7.0	±2.0	
MALE									
First-Year	85	±2	0	1	99	±1	1.0	±1.0	
Second-Year	87	±2	0	0	100	±1	0.0	±1.0	
Third-Year	87	±2	0	1	99	±1	1.0	±1.0	
Fourth-Year	87	±2	1	1	99	±1	1.0	±1.0	
Not Experienced USC	87	±1	0	1	99	±1	1.0	±1.0	
Experienced USC	87	±9	14	NR	82	±14	18.0	±14.0	
Not Experienced SH	87	±1	0	0	99	±1	1.0	±1.0	
Experienced SH	81	±4	3	2	96	±3	4.0	±3.0	
USMA	88	±2	0	1	99	±1	1.0	±1.0	
First-Year	87	±4	1	1	99	±3	1.0	±3.0	
Second-Year	90	±3	0	0	100	±2	0.0	±2.0	
Third-Year	91	±4	0	1	99	±3	1.0	±3.0	
Fourth-Year	85	±4	0	1	99	±3	1.0	±3.0	
Experienced USC	100	±0	NR	NR	NR		NR		
Experienced SH	82	±7	NR	1	99	±7	1.0	±7.0	
USNA	86	±2	1	1	99	±1	1.0	±1.0	
First-Year	86	±4	0	2	98	±3	2.0	±3.0	
Second-Year	83	±4	0	0	100	±0	0.0	±0.0	
Third-Year	86	±4	1	1	98	±3	2.0	±3.0	
Fourth-Year	89	±4	1	0	99	±3	1.0	±3.0	
Experienced USC	80	±17	NR	NR	NR		NR		
Experienced SH	84	±6	5	3	92	±6	8.0	±6.0	
USAFA	85	±2	0	0	99	±1	1.0	±1.0	
First-Year	81	±3	0	0	100	±2	0.0	±2.0	
Second-Year	88	±3	0	0	100	±2	0.0	±2.0	
Third-Year	84	±4	0	0	100	±2	0.0	±2.0	
Fourth-Year	88	±4	1	0	99	±2	1.0	±2.0	
Experienced USC	85	±16	NR	NR	NR		NR		
Experienced SH	78	±6	2	1	98	±4	2.0	±4.0	

Note. Percent responding are students who answered the question.
 NR: Not reportable

17. Stalking incident rate: Constructed from Q17a-Q17k. Stalking can be defined as experiences that would cause a reasonable person to fear physical harm, including sexual assault. Respondents who indicated experiencing one or more behaviors and indicated they feared physical harm, including sexual assault, are counted as having been stalked.

	Percent Responding		Percentages		Stalking
			Incident Rate	Max ME	
TOTAL	100	±0	2	±1	
USMA	100	±0	2	±1	
USNA	100	±0	2	±1	
USAFA	100	±0	1	±1	
CLASS					
First-Year	100	±0	2	±1	
Second-Year	100	±0	1	±1	
Third-Year	100	±0	2	±1	
Fourth-Year	100	±0	2	±1	
GENDER					
Female	100	±0	5	±1	
Male	100	±0	1	±1	
EXPERIENCED BEHAVIORS					
Not Experienced USC	100	±0	1	±1	
Experienced USC	100	±0	20	±5	
Unwanted Touching	100	±0	10	±6	
Attempted SA	100	±0	28	±6	
Completed SA	100	±0	32	±12	
Not Experienced SH	100	±0	0	±1	
Experienced SH	100	±0	7	±2	
FEMALE					
First-Year	100	±0	5	±2	
Second-Year	100	±0	4	±1	
Third-Year	100	±0	7	±1	
Fourth-Year	100	±0	5	±1	
Not Experienced USC	100	±0	4	±1	
Experienced USC	100	±0	21	±3	
Unwanted Touching	100	±0	14	±4	
Attempted SA	100	±0	31	±5	
Completed SA	100	±0	19	±4	
Not Experienced SH	100	±0	1	±1	
Experienced SH	100	±0	9	±1	
USMA	100	±0	8	±1	
First-Year	100	±0	6	±3	
Second-Year	100	±0	7	±2	
Third-Year	100	±0	8	±2	
Fourth-Year	100	±0	9	±1	
Experienced USC	100	±0	28	±4	
Unwanted Touching	100	±0	19	±7	
Attempted SA	100	±0	49	±9	
Completed SA	100	±0	20	±7	
Experienced SH	100	±0	11	±2	

Note. Percent responding are students who answered the question. Incident rates indicate the percentage of students who experienced at least one of the behaviors since June 2005 and indicated they felt in danger of physical harm or sexual assault as a result of behaviors. Cronbach's coefficient alpha = 0.90.

17. Continued	Percent Responding		Percentages		Max ME	Stalking
			Incident Rate			
USNA	100	±0	5	±1		
First-Year	100	±0	4	±2		
Second-Year	100	±0	4	±1		
Third-Year	100	±0	5	±1		
Fourth-Year	100	±0	6	±1		
Experienced USC	100	±0	18	±3		
Unwanted Touching	100	±0	17	±4		
Attempted SA	100	±0	19	±7		
Completed SA	100	±0	17	±7		
Experienced SH	100	±0	8	±1		
USAFA	100	±0	4	±1		
First-Year	100	±0	4	±3		
Second-Year	100	±0	2	±2		
Third-Year	100	±0	7	±2		
Fourth-Year	100	±0	2	±1		
Experienced USC	100	±0	17	±5		
Unwanted Touching	100	±0	9	±8		
Attempted SA	100	±0	22	±12		
Completed SA	100	±0	20	±8		
Experienced SH	100	±0	7	±2		
MALE						
First-Year	100	±0	1	±1		
Second-Year	100	±0	0	±1		
Third-Year	100	±0	1	±1		
Fourth-Year	100	±0	1	±1		
Not Experienced USC	100	±0	1	±1		
Experienced USC	100	±0	18	±13		
Not Experienced SH	100	±0	0	±1		
Experienced SH	100	±0	5	±3		
USMA	100	±0	1	±1		
First-Year	100	±0	1	±3		
Second-Year	100	±0	0	±2		
Third-Year	100	±0	0	±2		
Fourth-Year	100	±0	2	±2		
Experienced USC	100	±0	NR			
Experienced SH	100	±0	5	±6		
USNA	100	±0	1	±1		
First-Year	100	±0	1	±2		
Second-Year	100	±0	0	±2		
Third-Year	100	±0	1	±2		
Fourth-Year	100	±0	1	±2		
Experienced USC	100	±0	NR			
Experienced SH	100	±0	7	±5		
USAFA	100	±0	0	±1		
First-Year	100	±0	0	±1		
Second-Year	100	±0	0	±0		
Third-Year	100	±0	1	±2		
Fourth-Year	100	±0	1	±2		
Experienced USC	100	±0	NR			
Experienced SH	100	±0	3	±4		

Note. Percent responding are students who answered the question. Incident rates indicate the percentage of students who experienced at least one of the behaviors since June 2005 and indicated they felt in danger of physical harm or sexual assault as a result of behaviors. Cronbach's coefficient alpha = 0.90.
NR: Not reportable

18. If you experienced stalking behaviors AND felt in danger of physical harm or sexual assault, did you discuss/report your experience(s) with/to someone in your chain of command or an Academy official? Constructed from Q17 and Q18.

1. Yes
 2. No, I did not need to
 3. No, I did not know how
 4. No, I did not want to be labeled a troublemaker
 5. No, I did not report for some other reason

	Percent Responding		Percentages					Max ME	Percentage Reporting Yes		
			1	2	3	4	5				
TOTAL	1	±1	33	21	2	22	22	±8	33.0	±8.0	
USMA	1	±1	49	14	0	22	15	±13	49.0	±12.0	
USNA	1	±1	26	33	NR	15	26	±14	26.0	±12.0	
USAFA	1	±1	20	12	NR	35	26	±14	20.0	±10.0	
CLASS											
First-Year	1	±1	NR	NR	NR	25	NR	±18	NR		
Second-Year	1	±1	37	NR	NR	17	26	±16	37.0	±16.0	
Third-Year	2	±1	23	16	NR	28	28	±13	23.0	±13.0	
Fourth-Year	1	±1	27	26	NR	17	30	±17	27.0	±13.0	
GENDER											
Female	5	±1	32	18	0	28	23	±4	32.0	±4.0	
Male	0	±1	NR	NR	NR	NR	NR		NR		
EXPERIENCED BEHAVIORS											
Not Experienced USC	1	±1	40	28	3	17	13	±10	40.0	±10.0	
Experienced USC	17	±4	20	7	0	34	40	±12	20.0	±8.0	
Unwanted Touching	10	±5	NR	16	NR	6	NR	±15	NR		
Attempted SA	28	±6	27	NR	NR	55	19	±9	27.0	±9.0	
Completed SA	24	±9	11	5	NR	NR	NR	±9	11.0	±9.0	
Not Experienced SH	0	±1	NR	32	NR	9	NR	±17	NR		
Experienced SH	6	±1	31	19	0	25	26	±9	31.0	±7.0	
FEMALE											
First-Year	4	±1	52	20	NR	28	NR	±14	52.0	±12.0	
Second-Year	4	±1	33	11	0	22	34	±8	33.0	±8.0	
Third-Year	7	±1	21	21	0	30	27	±6	21.0	±6.0	
Fourth-Year	5	±1	31	17	0	28	24	±4	31.0	±4.0	
Not Experienced USC	4	±1	37	23	0	25	14	±5	37.0	±5.0	
Experienced USC	20	±3	22	9	0	32	37	±6	22.0	±5.0	
Unwanted Touching	13	±3	20	25	NR	10	45	±15	20.0	±7.0	
Attempted SA	31	±5	27	NR	NR	55	19	±9	27.0	±9.0	
Completed SA	19	±4	20	10	NR	20	50	±11	20.0	±10.0	
Not Experienced SH	1	±1	10	69	NR	20	NR	±11	10.0	±9.0	
Experienced SH	8	±1	34	12	0	29	25	±4	34.0	±4.0	
USMA	7	±1	37	11	0	31	21	±6	37.0	±6.0	
First-Year	6	±2	83	17	NR	NR	NR	±17	83.0	±17.0	
Second-Year	7	±2	33	11	NR	22	33	±12	33.0	±12.0	
Third-Year	8	±2	18	9	NR	55	18	±11	18.0	±10.0	
Fourth-Year	8	±1	33	8	0	33	25	±5	33.0	±5.0	
Experienced USC	27	±4	27	0	0	33	40	±9	27.0	±9.0	
Unwanted Touching	14	±5	NR	NR	NR	NR	NR		NR		
Attempted SA	49	±9	45	NR	NR	33	22	±11	45.0	±11.0	
Completed SA	20	±7	NR	NR	NR	NR	NR		NR		
Experienced SH	11	±2	38	6	0	34	22	±6	38.0	±6.0	

Note. Percent responding are students who answered the question and who experienced at least one stalking behavior for which they felt in danger of physical harm or sexual assault (Q17).
 NR: Not reportable

18. Continued	Percent Responding		Percentages					Max ME	Percentage Reporting Yes		
			1	2	3	4	5				
USNA	5	±1	34	27	0	15	24	±5	34.0	±5.0	
First-Year	3	±2	NR	NR	NR	NR	NR		NR		
Second-Year	4	±1	50	17	NR	17	17	±10	50.0	±10.0	
Third-Year	5	±1	20	40	NR	10	30	±9	20.0	±9.0	
Fourth-Year	6	±1	31	23	0	15	31	±5	31.0	±5.0	
Experienced USC	18	±3	40	20	NR	21	19	±10	40.0	±9.0	
Unwanted Touching	17	±4	NR	NR	NR	NR	NR		NR		
Attempted SA	19	±6	NR	NR	NR	NR	NR		NR		
Completed SA	17	±6	NR	NR	NR	NR	NR		NR		
Experienced SH	8	±1	39	18	0	15	28	±6	39.0	±6.0	
USAFA	4	±1	21	17	NR	38	24	±10	21.0	±8.0	
First-Year	4	±3	NR	NR	NR	NR	NR		NR		
Second-Year	2	±1	NR	NR	NR	NR	NR		NR		
Third-Year	7	±2	25	17	NR	25	33	±12	25.0	±12.0	
Fourth-Year	2	±1	NR	NR	NR	NR	NR		NR		
Experienced USC	17	±5	NR	NR	NR	40	48	±14	NR		
Unwanted Touching	9	±6	NR	NR	NR	NR	NR		NR		
Attempted SA	22	±10	NR	NR	NR	NR	NR		NR		
Completed SA	20	±7	NR	NR	NR	NR	NR		NR		
Experienced SH	7	±2	23	14	NR	37	26	±10	23.0	±9.0	
MALE											
First-Year	1	±1	NR	NR	NR	NR	NR		NR		
Second-Year	0	±1	NR	NR	NR	NR	NR		NR		
Third-Year	0	±1	NR	NR	NR	NR	NR		NR		
Fourth-Year	1	±1	NR	NR	NR	NR	NR		NR		
Not Experienced USC	0	±1	NR	NR	NR	NR	NR		NR		
Experienced USC	12	±9	NR	NR	NR	NR	NR		NR		
Not Experienced SH	0	±1	NR	NR	NR	NR	NR		NR		
Experienced SH	4	±2	NR	NR	NR	NR	NR		NR		
USMA	0	±1	NR	NR	NR	NR	NR		NR		
First-Year	1	±2	NR	NR	NR	NR	NR		NR		
Second-Year	0	±1	NR	NR	NR	NR	NR		NR		
Third-Year	NA		NA	NA	NA	NA	NA		NA		
Fourth-Year	1	±1	NR	NR	NR	NR	NR		NR		
Experienced USC	NA		NA	NA	NA	NA	NA		NA		
Experienced SH	2	±3	NR	NR	NR	NR	NR		NR		
USNA	1	±1	NR	NR	NR	NR	NR		NR		
First-Year	1	±1	NR	NR	NR	NR	NR		NR		
Second-Year	0	±1	NR	NR	NR	NR	NR		NR		
Third-Year	1	±1	NR	NR	NR	NR	NR		NR		
Fourth-Year	1	±1	NR	NR	NR	NR	NR		NR		
Experienced USC	20	±18	NR	NR	NR	NR	NR		NR		
Experienced SH	6	±4	NR	NR	NR	NR	NR		NR		
USAFA	0	±1	NR	NR	NR	NR	NR		NR		
First-Year	0	±1	NR	NR	NR	NR	NR		NR		
Second-Year	NA		NA	NA	NA	NA	NA		NA		
Third-Year	1	±1	NR	NR	NR	NR	NR		NR		
Fourth-Year	0	±1	NR	NR	NR	NR	NR		NR		
Experienced USC	12	±12	NR	NR	NR	NR	NR		NR		
Experienced SH	2	±2	NR	NR	NR	NR	NR		NR		

Note. Percent responding are students who answered the question and who experienced at least one stalking behavior for which they felt in danger of physical harm or sexual assault (Q17).

NR: Not reportable

NA: Not applicable

18. If you experienced stalking behaviors, but did NOT feel in danger of physical harm or sexual assault, did you discuss/report your experience(s) with/to someone in your chain of command or an Academy official? Constructed from Q17 and Q18.

1. Yes
 2. No, I did not need to
 3. No, I did not know how
 4. No, I did not want to be labeled a troublemaker
 5. No, I did not report for some other reason

	Percent Responding		Percentages					Max ME	Percentage Reporting Yes		
			1	2	3	4	5				
TOTAL	13	±1	9	81	0	3	7	±3	9.0	±2.0	■
USMA	13	±2	7	80	0	5	8	±5	7.0	±3.0	■
USNA	13	±2	11	80	1	4	4	±5	11.0	±4.0	■
USAFA	12	±2	7	83	0	2	8	±4	7.0	±3.0	■
CLASS											
First-Year	9	±2	5	81	0	5	8	±7	5.0	±4.0	■
Second-Year	10	±2	13	78	0	2	7	±6	13.0	±6.0	■
Third-Year	14	±2	8	82	0	4	5	±5	8.0	±4.0	■
Fourth-Year	16	±2	9	83	0	2	6	±4	9.0	±3.0	■
GENDER											
Female	26	±1	11	77	1	5	6	±2	11.0	±1.0	■
Male	10	±1	7	84	0	2	7	±4	7.0	±3.0	■
EXPERIENCED BEHAVIORS											
Not Experienced USC	12	±1	9	81	0	3	7	±3	9.0	±2.0	■
Experienced USC	37	±6	7	79	0	8	6	±8	7.0	±6.0	■
Unwanted Touching	40	±9	10	83	NR	2	5	±11	10.0	±11.0	■
Attempted SA	43	±9	NR	NR	NR	NR	8	±5	NR		
Completed SA	32	±9	8	77	NR	11	4	±9	8.0	±6.0	■
Not Experienced SH	9	±1	10	83	0	1	6	±4	10.0	±3.0	■
Experienced SH	27	±2	6	78	1	7	8	±3	6.0	±2.0	■
FEMALE											
First-Year	17	±2	10	73	0	6	10	±6	10.0	±5.0	■
Second-Year	23	±2	7	81	0	5	7	±3	7.0	±2.0	■
Third-Year	29	±2	9	76	1	8	5	±3	9.0	±2.0	■
Fourth-Year	34	±1	15	77	1	3	5	±2	15.0	±2.0	■
Not Experienced USC	25	±1	12	77	1	5	6	±2	12.0	±1.0	■
Experienced USC	41	±3	7	78	0	7	8	±4	7.0	±3.0	■
Unwanted Touching	47	±5	9	78	0	3	10	±7	9.0	±4.0	■
Attempted SA	41	±5	0	85	0	5	10	±6	0.0	±0.0	
Completed SA	37	±4	11	70	0	14	5	±6	11.0	±6.0	■
Not Experienced SH	17	±1	15	79	0	1	4	±3	15.0	±2.0	■
Experienced SH	34	±1	9	76	1	7	7	±2	9.0	±2.0	■
USMA	30	±2	15	74	0	7	4	±3	15.0	±2.0	■
First-Year	20	±4	14	77	NR	9	NR	±9	14.0	±8.0	■
Second-Year	31	±3	8	78	0	5	8	±6	8.0	±4.0	■
Third-Year	36	±3	12	76	0	10	2	±5	12.0	±4.0	■
Fourth-Year	33	±2	26	66	0	6	2	±3	26.0	±3.0	■
Experienced USC	41	±5	9	74	0	12	4	±6	9.0	±6.0	■
Unwanted Touching	47	±8	10	90	NR	NR	NR	±9	10.0	±9.0	■
Attempted SA	34	±8	NR	84	NR	16	NR	±14	NR		
Completed SA	46	±8	16	43	NR	27	14	±15	16.0	±15.0	■
Experienced SH	35	±2	14	72	0	10	4	±3	14.0	±2.0	■

Note. Percent responding are students who answered the question and who experienced at least one stalking behavior for which they did not feel in danger of physical harm or sexual assault (Q17).
 NR: Not reportable

18. Continued	Percent Responding		Percentages					Max ME	Percentage Reporting Yes		
			1	2	3	4	5				
USNA	27	±1	9	76	2	6	6	±2	9.0	±2.0	
First-Year	16	±3	NR	74	NR	11	16	±9	NR		
Second-Year	27	±2	7	81	0	7	5	±4	7.0	±3.0	
Third-Year	30	±2	10	72	3	8	7	±4	10.0	±3.0	
Fourth-Year	33	±2	13	78	1	3	4	±2	13.0	±2.0	
Experienced USC	35	±4	15	75	0	0	10	±6	15.0	±5.0	
Unwanted Touching	44	±6	19	71	NR	NR	10	±9	19.0	±7.0	
Attempted SA	31	±6	NR	80	NR	NR	20	±12	NR		
Completed SA	27	±6	20	80	NR	NR	NR	±11	20.0	±11.0	
Experienced SH	35	±2	6	73	2	9	9	±3	6.0	±2.0	
USAFA	23	±2	8	81	0	2	9	±3	8.0	±3.0	
First-Year	17	±4	16	68	NR	NR	16	±13	16.0	±12.0	
Second-Year	13	±3	5	84	0	0	11	±8	5.0	±6.0	
Third-Year	23	±3	5	82	0	5	8	±6	5.0	±4.0	
Fourth-Year	36	±2	8	83	0	1	7	±3	8.0	±2.0	
Experienced USC	47	±6	0	82	0	7	11	±7	0.0	±0.0	
Unwanted Touching	48	±9	NR	74	NR	8	18	±14	NR		
Attempted SA	62	±12	NR	89	NR	NR	11	±7	NR		
Completed SA	38	±8	NR	88	NR	12	NR	±7	NR		
Experienced SH	33	±2	8	82	0	3	8	±4	8.0	±3.0	
MALE											
First-Year	8	±2	3	84	NR	5	8	±10	3.0	±6.0	
Second-Year	8	±2	16	77	NR	NR	7	±9	16.0	±9.0	
Third-Year	11	±2	7	86	NR	2	5	±8	7.0	±7.0	
Fourth-Year	12	±2	5	87	NR	2	6	±7	5.0	±6.0	
Not Experienced USC	10	±1	7	84	0	2	7	±4	7.0	±3.0	
Experienced USC	32	±13	NR	NR	NR	NR	NR		NR		
Not Experienced SH	9	±1	9	84	0	1	6	±5	9.0	±4.0	
Experienced SH	19	±4	2	83	NR	6	10	±9	2.0	±6.0	
USMA	10	±2	3	83	NR	3	10	±8	3.0	±5.0	
First-Year	10	±4	NR	NR	NR	NR	NR		NR		
Second-Year	6	±3	NR	NR	NR	NR	NR		NR		
Third-Year	12	±4	NR	85	NR	NR	NR	±16	NR		
Fourth-Year	12	±4	6	84	NR	NR	6	±14	6.0	±13.0	
Experienced USC	50	±27	NR	NR	NR	NR	NR		NR		
Experienced SH	22	±8	NR	NR	NR	NR	NR		NR		
USNA	10	±2	12	83	0	2	3	±7	12.0	±7.0	
First-Year	7	±3	NR	NR	NR	NR	NR		NR		
Second-Year	9	±3	32	68	NR	NR	NR	±17	32.0	±17.0	
Third-Year	12	±4	10	83	NR	NR	7	±15	10.0	±14.0	
Fourth-Year	12	±4	NR	94	NR	NR	NR	±13	NR		
Experienced USC	26	±19	NR	NR	NR	NR	NR		NR		
Experienced SH	13	±5	NR	NR	NR	NR	NR		NR		
USAFA	9	±2	6	85	0	1	7	±6	6.0	±5.0	
First-Year	7	±2	4	92	NR	4	NR	±12	4.0	±11.0	
Second-Year	9	±3	9	76	NR	NR	15	±13	9.0	±11.0	
Third-Year	10	±3	6	91	NR	3	NR	±12	6.0	±11.0	
Fourth-Year	11	±3	6	83	NR	NR	11	±14	6.0	±11.0	
Experienced USC	22	±18	NR	NR	NR	NR	NR		NR		
Experienced SH	23	±6	NR	84	NR	5	11	±12	NR		

Note. Percent responding are students who answered the question and who experienced at least one stalking behavior for which they did not feel in danger of physical harm or sexual assault (Q17).
 NR: Not reportable

18. Did you discuss/report your experience(s) with/to someone in your chain of command or an Academy official?

1. Yes
 2. No, I did not need to
 3. No, I did not know how
 4. No, I did not want to be labeled a troublemaker
 5. No, I did not report for some other reason

	Percent Responding		Percentages					Max ME	Percentage Reporting Yes		
			1	2	3	4	5				
TOTAL	14	±1	11	76	0	5	8	±3	11.0	±2.0	
USMA	14	±2	12	73	0	6	9	±5	12.0	±3.0	
USNA	14	±2	13	76	1	5	6	±5	13.0	±4.0	
USAFA	13	±2	8	78	0	4	9	±4	8.0	±3.0	
CLASS											
First-Year	11	±2	11	74	0	8	7	±7	11.0	±5.0	
Second-Year	11	±2	15	74	0	3	8	±6	15.0	±6.0	
Third-Year	16	±2	9	76	1	7	7	±5	9.0	±4.0	
Fourth-Year	17	±2	10	79	0	4	7	±4	10.0	±3.0	
GENDER											
Female	32	±1	14	67	0	9	9	±2	14.0	±1.0	
Male	10	±1	9	81	0	3	7	±4	9.0	±3.0	
EXPERIENCED BEHAVIORS											
Not Experienced USC	13	±1	11	78	0	4	7	±3	11.0	±2.0	
Experienced USC	54	±6	11	57	0	16	16	±7	11.0	±5.0	
Unwanted Touching	50	±9	13	70	0	3	14	±11	13.0	±9.0	
Attempted SA	71	±8	10	44	0	33	12	±13	10.0	±5.0	
Completed SA	56	±10	9	47	NR	23	21	±14	9.0	±5.0	
Not Experienced SH	10	±1	11	82	0	1	6	±4	11.0	±3.0	
Experienced SH	33	±2	11	67	0	10	11	±3	11.0	±2.0	
FEMALE											
First-Year	22	±3	19	62	0	11	8	±6	19.0	±5.0	
Second-Year	27	±2	11	70	0	8	11	±3	11.0	±2.0	
Third-Year	36	±2	12	66	1	12	9	±3	12.0	±2.0	
Fourth-Year	39	±1	17	69	0	6	7	±2	17.0	±1.0	
Not Experienced USC	29	±1	15	70	1	8	7	±2	15.0	±2.0	
Experienced USC	62	±3	12	55	0	15	18	±4	12.0	±3.0	
Unwanted Touching	59	±5	11	66	0	5	17	±6	11.0	±3.0	
Attempted SA	73	±5	11	49	0	26	14	±6	11.0	±5.0	
Completed SA	56	±5	14	49	0	16	20	±6	14.0	±5.0	
Not Experienced SH	18	±1	15	79	0	3	4	±3	15.0	±2.0	
Experienced SH	43	±2	14	63	1	11	11	±2	14.0	±2.0	
USMA	37	±2	19	62	0	12	7	±3	19.0	±2.0	
First-Year	26	±4	29	64	0	7	0	±8	29.0	±8.0	
Second-Year	38	±4	13	65	0	9	13	±6	13.0	±4.0	
Third-Year	44	±3	13	65	0	18	5	±5	13.0	±4.0	
Fourth-Year	41	±2	27	55	0	11	6	±3	27.0	±3.0	
Experienced USC	68	±5	16	45	0	20	18	±6	16.0	±5.0	
Unwanted Touching	61	±8	8	69	NR	7	16	±9	8.0	±7.0	
Attempted SA	83	±7	27	34	NR	26	13	±10	27.0	±9.0	
Completed SA	66	±7	11	30	0	30	30	±12	11.0	±12.0	
Experienced SH	46	±2	19	57	0	15	9	±3	19.0	±3.0	

Note. Percent responding are students who answered the question and who experienced at least one stalking behavior (Q17).

NR: Not reportable

18. Continued	Percent Responding		Percentages					Max ME	Percentage Reporting Yes		
			1	2	3	4	5				
USNA	32	±1	13	69	1	8	9	±2	13.0	±2.0	
First-Year	19	±3	9	65	0	13	13	±9	9.0	±6.0	
Second-Year	31	±2	13	73	0	8	6	±4	13.0	±3.0	
Third-Year	35	±2	11	67	3	9	10	±4	11.0	±3.0	
Fourth-Year	39	±2	16	70	1	5	9	±2	16.0	±2.0	
Experienced USC	53	±4	23	57	0	7	13	±5	23.0	±5.0	
Unwanted Touching	61	±6	28	59	0	0	14	±7	28.0	±6.0	
Attempted SA	50	±7	NR	49	NR	26	25	±12	NR		
Completed SA	45	±7	38	62	NR	NR	NR	±11	38.0	±11.0	
Experienced SH	43	±2	12	64	2	10	13	±3	12.0	±2.0	
USAFA	27	±2	10	71	0	7	11	±3	10.0	±3.0	
First-Year	21	±5	17	58	NR	13	13	±12	17.0	±10.0	
Second-Year	15	±3	5	73	0	5	18	±9	5.0	±6.0	
Third-Year	30	±3	10	66	0	10	14	±6	10.0	±4.0	
Fourth-Year	38	±2	9	80	0	4	7	±3	9.0	±2.0	
Experienced USC	64	±6	0	64	0	16	21	±7	0.0	±0.0	
Unwanted Touching	57	±9	NR	71	NR	7	22	±12	NR		
Attempted SA	84	±10	NR	66	NR	27	8	±13	NR		
Completed SA	58	±10	NR	58	NR	16	26	±11	NR		
Experienced SH	40	±3	10	70	0	9	11	±4	10.0	±3.0	
MALE											
First-Year	8	±2	7	79	NR	6	7	±10	7.0	±8.0	
Second-Year	8	±2	17	77	NR	NR	7	±9	17.0	±9.0	
Third-Year	12	±2	8	82	1	3	6	±8	8.0	±7.0	
Fourth-Year	12	±2	6	85	0	2	8	±7	6.0	±6.0	
Not Experienced USC	10	±1	9	82	0	2	7	±4	9.0	±3.0	
Experienced USC	43	±14	NR	NR	NR	NR	NR		NR		
Not Experienced SH	9	±1	10	82	0	1	6	±5	10.0	±4.0	
Experienced SH	22	±4	5	76	NR	7	12	±9	5.0	±6.0	
USMA	10	±2	7	80	0	3	10	±8	7.0	±6.0	
First-Year	11	±4	NR	70	NR	NR	17	±18	NR		
Second-Year	6	±3	NR	NR	NR	NR	NR		NR		
Third-Year	12	±4	NR	85	NR	NR	NR	±16	NR		
Fourth-Year	13	±4	9	82	NR	NR	6	±14	9.0	±13.0	
Experienced USC	50	±27	NR	NR	NR	NR	NR		NR		
Experienced SH	24	±8	NR	NR	NR	NR	NR		NR		
USNA	11	±2	12	80	0	3	5	±7	12.0	±7.0	
First-Year	7	±3	NR	NR	NR	NR	NR		NR		
Second-Year	9	±3	31	69	NR	NR	NR	±17	31.0	±17.0	
Third-Year	13	±4	13	77	NR	NR	10	±15	13.0	±14.0	
Fourth-Year	13	±4	NR	91	NR	NR	NR	±13	NR		
Experienced USC	46	±22	NR	NR	NR	NR	NR		NR		
Experienced SH	19	±6	NR	79	NR	NR	NR	±18	NR		
USAFA	10	±2	7	82	1	2	8	±6	7.0	±5.0	
First-Year	7	±2	8	88	NR	4	NR	±12	8.0	±12.0	
Second-Year	9	±3	9	76	NR	NR	15	±13	9.0	±11.0	
Third-Year	10	±3	6	86	3	6	NR	±12	6.0	±11.0	
Fourth-Year	12	±3	6	81	NR	NR	14	±14	6.0	±11.0	
Experienced USC	34	±20	NR	NR	NR	NR	NR		NR		
Experienced SH	25	±6	2	77	NR	7	13	±13	2.0	±6.0	

Note. Percent responding are students who answered the question and who experienced at least one stalking behavior (Q17).
 NR: Not reportable

19. How often since June 2005 have you been in situations involving persons assigned to your Academy, including students and military/civilian personnel, where one or more of these individuals (of either gender)...

a. Repeatedly told sexual stories or jokes that were offensive to you?

1. Never
 2. Once or twice
 3. Sometimes
 4. Often
 5. Very often

	Percent Responding		Percentages					Max ME	Average Frequency		
			1	2	3	4	5				
TOTAL	100	±1	65	20	10	3	2	±2	1.6	±0.1	
USMA	100	±0	64	18	11	4	2	±3	1.6	±0.1	
USNA	100	±0	66	19	11	3	1	±2	1.5	±0.1	
USAFA	100	±1	65	22	9	2	1	±2	1.5	±0.1	
CLASS											
First-Year	100	±0	66	20	10	2	2	±3	1.5	±0.1	
Second-Year	100	±1	65	21	10	2	1	±3	1.5	±0.1	
Third-Year	100	±0	66	19	11	3	2	±3	1.5	±0.1	
Fourth-Year	100	±1	63	20	11	4	2	±3	1.6	±0.1	
GENDER											
Female	100	±1	34	33	21	8	4	±1	2.2	±0.1	
Male	100	±1	71	17	8	2	1	±2	1.4	±0.1	
EXPERIENCED BEHAVIORS											
Not Experienced USC	100	±1	66	19	10	3	1	±2	1.5	±0.1	
Experienced USC	100	±0	25	35	24	7	9	±6	2.4	±0.2	
Unwanted Touching	100	±0	28	32	24	6	8	±9	2.3	±0.2	
Attempted SA	100	±0	11	40	25	11	13	±11	2.7	±0.2	
Completed SA	100	±0	30	36	23	4	7	±12	2.2	±0.3	
Not Experienced SH	100	±1	76	16	6	1	0	±2	1.3	±0.1	
Experienced SH	100	±1	15	38	30	11	7	±3	2.6	±0.1	
FEMALE											
First-Year	100	±1	35	33	23	6	4	±3	2.1	±0.1	
Second-Year	100	±1	34	36	16	8	5	±2	2.1	±0.1	
Third-Year	100	±1	36	29	23	9	4	±2	2.2	±0.1	
Fourth-Year	100	±0	31	33	24	9	4	±1	2.2	±0.1	
Not Experienced USC	100	±1	35	32	21	8	4	±1	2.1	±0.1	
Experienced USC	100	±0	19	33	28	9	11	±3	2.6	±0.1	
Unwanted Touching	100	±0	25	26	30	9	10	±5	2.5	±0.2	
Attempted SA	100	±0	13	40	21	12	15	±5	2.8	±0.2	
Completed SA	100	±0	16	38	35	5	6	±5	2.5	±0.2	
Not Experienced SH	100	±1	58	29	11	2	1	±2	1.6	±0.1	
Experienced SH	100	±1	14	36	31	13	7	±2	2.6	±0.1	
USMA	100	±1	27	33	23	12	7	±2	2.4	±0.1	
First-Year	99	±1	28	34	22	10	6	±4	2.3	±0.1	
Second-Year	100	±0	24	37	17	12	10	±4	2.5	±0.1	
Third-Year	100	±0	35	25	22	13	5	±3	2.3	±0.1	
Fourth-Year	100	±0	20	34	29	10	7	±2	2.5	±0.1	
Experienced USC	100	±0	14	30	28	11	16	±5	2.8	±0.2	
Unwanted Touching	100	±0	24	25	28	10	14	±8	2.7	±0.2	
Attempted SA	100	±0	11	38	12	12	28	±8	3.1	±0.3	
Completed SA	100	±0	7	34	53	6	0	±8	2.6	±0.2	
Experienced SH	100	±1	11	33	29	17	10	±2	2.8	±0.1	

Note. Percent responding are students who answered the question.

19a. Continued	Percent Responding		Percentages					Max ME	Average Frequency		
			1	2	3	4	5				
USNA	100	±0	31	33	24	8	4	±1	2.2	±0.1	
First-Year	100	±0	30	34	25	6	6	±4	2.2	±0.1	
Second-Year	100	±0	32	37	20	8	3	±2	2.1	±0.1	
Third-Year	100	±0	28	31	27	9	4	±2	2.3	±0.1	
Fourth-Year	100	±0	33	30	24	9	4	±2	2.2	±0.1	
Experienced USC	100	±0	16	32	35	10	7	±4	2.6	±0.1	
Unwanted Touching	100	±0	17	27	44	4	8	±6	2.6	±0.2	
Attempted SA	100	±0	12	31	25	19	13	±7	2.9	±0.2	
Completed SA	100	±0	18	38	33	11	0	±8	2.4	±0.2	
Experienced SH	100	±0	10	35	35	13	7	±2	2.7	±0.1	
USAFA	100	±1	42	32	18	5	3	±2	1.9	±0.1	
First-Year	100	±0	45	31	20	3	2	±6	1.9	±0.1	
Second-Year	99	±1	45	35	12	4	4	±4	1.9	±0.1	
Third-Year	99	±1	44	28	19	5	4	±4	2.0	±0.1	
Fourth-Year	100	±0	36	35	20	8	2	±2	2.0	±0.1	
Experienced USC	100	±0	25	36	22	7	10	±6	2.4	±0.2	
Unwanted Touching	100	±0	33	26	20	12	9	±9	2.4	±0.3	
Attempted SA	100	±0	15	50	27	7	NR	±12	2.3	±0.2	
Completed SA	100	±0	21	40	24	0	15	±10	2.5	±0.3	
Experienced SH	100	±1	20	38	28	9	5	±3	2.4	±0.1	
MALE											
First-Year	100	±0	72	18	8	2	1	±3	1.4	±0.1	
Second-Year	100	±1	71	18	9	1	1	±3	1.4	±0.1	
Third-Year	100	±0	73	17	8	2	1	±3	1.4	±0.1	
Fourth-Year	100	±1	70	17	8	4	1	±3	1.5	±0.1	
Not Experienced USC	100	±1	72	17	8	2	1	±2	1.4	±0.1	
Experienced USC	100	±0	34	38	18	NR	7	±14	2.1	±0.3	
Not Experienced SH	100	±1	78	15	6	1	0	±2	1.3	±0.1	
Experienced SH	100	±0	17	40	30	8	6	±5	2.5	±0.1	
USMA	100	±0	71	16	9	3	1	±3	1.5	±0.1	
First-Year	100	±0	71	17	10	1	1	±6	1.5	±0.1	
Second-Year	100	±0	72	17	8	2	1	±5	1.4	±0.1	
Third-Year	100	±0	74	14	9	1	1	±6	1.4	±0.1	
Fourth-Year	100	±0	67	16	10	6	1	±5	1.6	±0.2	
Experienced USC	100	±0	NR	NR	NR	NR	NR		2.4	±0.7	
Experienced SH	100	±0	9	40	36	9	6	±10	2.6	±0.2	
USNA	100	±0	73	16	8	2	1	±3	1.4	±0.1	
First-Year	100	±0	73	17	7	2	1	±5	1.4	±0.1	
Second-Year	100	±0	72	16	10	2	1	±5	1.4	±0.1	
Third-Year	100	±0	74	16	8	1	0	±5	1.4	±0.1	
Fourth-Year	100	±0	72	17	8	2	1	±5	1.4	±0.1	
Experienced USC	100	±0	NR	NR	NR	NR	NR		1.7	±0.4	
Experienced SH	100	±0	22	36	28	9	5	±8	2.4	±0.2	
USAFA	100	±1	70	19	7	2	1	±2	1.4	±0.1	
First-Year	100	±0	71	20	7	1	1	±4	1.4	±0.1	
Second-Year	100	±1	70	21	8	1	0	±4	1.4	±0.1	
Third-Year	100	±0	70	20	6	2	1	±5	1.5	±0.1	
Fourth-Year	100	±1	70	19	8	2	2	±5	1.5	±0.1	
Experienced USC	100	±0	NR	NR	NR	NR	NR		2.3	±0.5	
Experienced SH	100	±0	16	43	28	7	6	±7	2.5	±0.2	

Note. Percent responding are students who answered the question.
 NR: Not reportable

19. How often since June 2005 have you been in situations involving persons assigned to your Academy, including students and military/civilian personnel, where one or more of these individuals (of either gender)...
 b. Referred to people of your gender in insulting or offensive terms?

1. Never
 2. Once or twice
 3. Sometimes
 4. Often
 5. Very often

	Percent Responding		Percentages					Max ME	Average Frequency		
			1	2	3	4	5				
TOTAL	100	±1	62	18	14	5	2	±2	1.7	±0.1	
USMA	100	±1	61	16	14	6	3	±3	1.7	±0.1	
USNA	100	±1	61	19	14	4	2	±2	1.7	±0.1	
USAFA	100	±1	63	18	12	4	2	±2	1.6	±0.1	
CLASS											
First-Year	100	±1	64	18	13	3	2	±3	1.6	±0.1	
Second-Year	100	±1	63	18	14	4	2	±3	1.6	±0.1	
Third-Year	100	±1	60	17	14	6	2	±3	1.7	±0.1	
Fourth-Year	100	±1	61	17	14	5	2	±3	1.7	±0.1	
GENDER											
Female	100	±1	20	26	32	15	7	±1	2.6	±0.1	
Male	100	±1	70	16	10	3	1	±2	1.5	±0.1	
EXPERIENCED BEHAVIORS											
Not Experienced USC	100	±1	63	18	13	4	2	±2	1.6	±0.1	
Experienced USC	100	±0	20	24	28	16	11	±7	2.7	±0.2	
Unwanted Touching	100	±0	27	26	25	16	6	±10	2.5	±0.2	
Attempted SA	100	±0	3	17	42	17	20	±12	3.3	±0.2	
Completed SA	100	±0	20	29	24	13	13	±14	2.7	±0.3	
Not Experienced SH	100	±1	72	15	10	2	1	±2	1.4	±0.1	
Experienced SH	100	±0	15	29	32	15	9	±3	2.7	±0.1	
FEMALE											
First-Year	100	±1	21	27	32	13	7	±3	2.6	±0.1	
Second-Year	100	±1	23	27	30	13	8	±2	2.6	±0.1	
Third-Year	100	±1	20	26	31	16	6	±2	2.6	±0.1	
Fourth-Year	100	±0	18	24	35	16	7	±1	2.7	±0.1	
Not Experienced USC	100	±1	22	26	32	14	6	±1	2.6	±0.1	
Experienced USC	100	±0	6	21	36	21	16	±3	3.2	±0.1	
Unwanted Touching	100	±0	9	24	33	25	9	±5	3.0	±0.1	
Attempted SA	100	±0	4	12	42	19	22	±5	3.4	±0.1	
Completed SA	100	±0	4	25	36	20	15	±5	3.2	±0.1	
Not Experienced SH	100	±1	38	31	23	6	1	±2	2.0	±0.1	
Experienced SH	100	±1	5	21	40	22	12	±2	3.2	±0.1	
USMA	100	±1	14	21	36	18	12	±2	2.9	±0.1	
First-Year	100	±0	14	27	33	17	10	±4	2.8	±0.1	
Second-Year	100	±0	14	22	36	14	13	±4	2.9	±0.1	
Third-Year	99	±1	18	20	33	18	11	±3	2.8	±0.1	
Fourth-Year	100	±0	12	15	38	21	13	±2	3.1	±0.1	
Experienced USC	100	±0	2	21	37	19	21	±5	3.4	±0.1	
Unwanted Touching	100	±0	4	25	28	23	19	±8	3.3	±0.2	
Attempted SA	100	±0	0	17	39	12	33	±9	3.6	±0.2	
Completed SA	100	±0	0	22	53	25	0	±9	3.0	±0.2	
Experienced SH	100	±0	3	16	38	24	19	±2	3.4	±0.1	

Note. Percent responding are students who answered the question.

19b. Continued	Percent Responding		Percentages					Max ME	Average Frequency		
			1	2	3	4	5				
USNA	100	±0	19	28	32	15	5	±1	2.6	±0.1	
First-Year	100	±0	20	30	34	11	5	±4	2.5	±0.1	
Second-Year	100	±0	19	28	35	13	5	±2	2.5	±0.1	
Third-Year	100	±0	17	30	28	18	6	±2	2.7	±0.1	
Fourth-Year	100	±0	20	25	33	17	5	±2	2.6	±0.1	
Experienced USC	100	±0	10	25	36	16	12	±4	2.9	±0.1	
Unwanted Touching	100	±0	13	27	39	18	4	±6	2.7	±0.2	
Attempted SA	100	±0	12	12	44	12	19	±8	3.1	±0.2	
Completed SA	100	±0	5	34	27	17	16	±7	3.0	±0.2	
Experienced SH	100	±0	5	23	40	23	10	±2	3.1	±0.1	
USAFA	100	±1	26	28	30	12	5	±2	2.4	±0.1	
First-Year	99	±1	28	26	30	11	5	±5	2.4	±0.2	
Second-Year	99	±1	33	29	19	13	6	±4	2.3	±0.1	
Third-Year	100	±0	25	28	31	13	3	±3	2.4	±0.1	
Fourth-Year	100	±0	19	29	36	12	5	±2	2.6	±0.1	
Experienced USC	100	±0	5	18	34	28	15	±6	3.3	±0.2	
Unwanted Touching	100	±0	8	22	32	32	5	±9	3.0	±0.2	
Attempted SA	100	±0	NR	7	44	36	13	±12	3.6	±0.2	
Completed SA	100	±0	5	21	31	19	24	±10	3.4	±0.2	
Experienced SH	100	±1	7	25	41	19	9	±3	3.0	±0.1	
MALE											
First-Year	100	±0	72	17	9	1	1	±3	1.4	±0.1	
Second-Year	100	±1	70	17	11	2	1	±3	1.5	±0.1	
Third-Year	100	±1	69	15	11	4	1	±3	1.5	±0.1	
Fourth-Year	100	±1	70	16	10	3	1	±3	1.5	±0.1	
Not Experienced USC	100	±1	71	16	10	3	1	±2	1.5	±0.1	
Experienced USC	100	±0	42	30	17	7	4	±14	2.0	±0.3	
Not Experienced SH	100	±1	76	14	8	2	1	±2	1.4	±0.1	
Experienced SH	100	±0	25	36	25	9	5	±5	2.3	±0.1	
USMA	100	±1	69	15	11	4	1	±3	1.5	±0.1	
First-Year	100	±0	71	16	11	2	1	±6	1.5	±0.1	
Second-Year	100	±0	70	16	11	2	1	±5	1.5	±0.1	
Third-Year	100	±0	70	16	9	4	1	±6	1.5	±0.2	
Fourth-Year	99	±1	66	13	12	6	3	±6	1.7	±0.2	
Experienced USC	100	±0	NR	NR	NR	NR	NR		1.8	±0.6	
Experienced SH	100	±0	21	35	26	12	6	±10	2.5	±0.3	
USNA	100	±1	70	17	10	2	1	±3	1.5	±0.1	
First-Year	100	±0	72	17	8	0	2	±5	1.4	±0.1	
Second-Year	100	±1	66	19	14	1	0	±5	1.5	±0.1	
Third-Year	100	±1	69	14	12	4	1	±6	1.5	±0.1	
Fourth-Year	100	±0	72	18	8	1	0	±5	1.4	±0.1	
Experienced USC	100	±0	NR	NR	NR	NR	NR		1.9	±0.4	
Experienced SH	100	±0	24	38	27	7	5	±8	2.3	±0.2	
USAFA	100	±1	71	16	9	2	1	±2	1.5	±0.1	
First-Year	100	±0	73	17	8	1	1	±4	1.4	±0.1	
Second-Year	100	±1	74	15	7	3	1	±4	1.4	±0.1	
Third-Year	100	±1	67	17	11	4	2	±5	1.6	±0.1	
Fourth-Year	100	±1	71	17	9	2	1	±5	1.4	±0.1	
Experienced USC	100	±0	NR	NR	NR	NR	NR		2.4	±0.6	
Experienced SH	100	±0	28	36	22	9	5	±7	2.3	±0.2	

Note. Percent responding are students who answered the question.
 NR: Not reportable

19. How often since June 2005 have you been in situations involving persons assigned to your Academy, including students and military/civilian personnel, where one or more of these individuals (of either gender)...

c. Made unwelcome attempts to draw you into a discussion of sexual matters (e.g., attempted to discuss or comment on your sex life)?

1. Never
4. Often

2. Once or twice
5. Very often

3. Sometimes

	Percent Responding		Percentages					Max ME	Average Frequency		
			1	2	3	4	5				
TOTAL	100	±1	71	16	9	2	1	±2	1.5	±0.1	■
USMA	100	±1	70	16	11	3	1	±2	1.5	±0.1	■
USNA	100	±1	71	17	9	2	1	±2	1.5	±0.1	■
USAFA	100	±1	74	15	8	2	1	±2	1.4	±0.1	■
CLASS											
First-Year	100	±0	73	15	9	2	1	±3	1.4	±0.1	■
Second-Year	100	±1	74	15	7	2	1	±2	1.4	±0.1	■
Third-Year	100	±1	71	17	9	3	1	±3	1.5	±0.1	■
Fourth-Year	100	±1	68	17	11	3	1	±3	1.5	±0.1	■
GENDER											
Female	100	±0	46	28	18	6	2	±1	1.9	±0.1	■
Male	100	±1	76	14	8	2	1	±2	1.4	±0.1	■
EXPERIENCED BEHAVIORS											
Not Experienced USC	100	±1	73	16	9	2	1	±2	1.4	±0.1	■
Experienced USC	100	±0	26	29	28	10	7	±6	2.4	±0.2	■
Unwanted Touching	100	±0	33	27	26	8	4	±10	2.2	±0.3	■
Attempted SA	100	±0	9	31	36	9	15	±9	2.9	±0.2	■
Completed SA	100	±0	26	30	22	17	6	±12	2.5	±0.3	■
Not Experienced SH	100	±1	81	12	6	1	0	±2	1.3	±0.1	■
Experienced SH	100	±0	27	35	26	8	4	±3	2.3	±0.1	■
FEMALE											
First-Year	100	±0	49	26	18	5	2	±3	1.9	±0.1	■
Second-Year	100	±0	50	29	13	6	3	±2	1.8	±0.1	■
Third-Year	100	±0	42	31	18	7	2	±2	1.9	±0.1	■
Fourth-Year	100	±0	45	27	20	6	2	±1	1.9	±0.1	■
Not Experienced USC	100	±0	49	28	16	5	2	±1	1.8	±0.1	■
Experienced USC	100	±0	17	32	29	14	8	±3	2.6	±0.1	■
Unwanted Touching	100	±0	24	31	30	13	2	±5	2.4	±0.1	■
Attempted SA	100	±0	10	29	34	10	17	±5	2.9	±0.2	■
Completed SA	100	±0	15	39	23	19	4	±5	2.6	±0.1	■
Not Experienced SH	100	±0	72	20	7	1	0	±2	1.4	±0.1	■
Experienced SH	100	±0	24	35	26	10	4	±2	2.3	±0.1	■
USMA	100	±0	37	29	23	8	3	±2	2.1	±0.1	■
First-Year	100	±0	39	28	26	7	1	±4	2.0	±0.1	■
Second-Year	100	±0	38	31	17	8	6	±4	2.1	±0.1	■
Third-Year	100	±0	39	30	19	9	3	±3	2.1	±0.1	■
Fourth-Year	100	±0	34	28	28	8	3	±2	2.2	±0.1	■
Experienced USC	100	±0	16	23	38	13	11	±5	2.8	±0.2	■
Unwanted Touching	100	±0	25	23	38	15	0	±8	2.4	±0.2	■
Attempted SA	100	±0	11	17	39	6	28	±9	3.2	±0.3	■
Completed SA	100	±0	13	32	35	20	0	±8	2.6	±0.2	■
Experienced SH	100	±0	19	33	30	13	5	±2	2.5	±0.1	■

Note. Percent responding are students who answered the question.

19c. Continued	Percent Responding		Percentages					Max ME	Average Frequency		
			1	2	3	4	5				
USNA	100	±0	44	29	18	7	2	±2	1.9	±0.1	
First-Year	100	±0	45	30	16	6	3	±4	1.9	±0.1	
Second-Year	100	±0	47	30	15	5	3	±2	1.9	±0.1	
Third-Year	100	±0	38	32	20	9	1	±2	2.0	±0.1	
Fourth-Year	100	±0	46	27	19	6	2	±2	1.9	±0.1	
Experienced USC	100	±0	21	39	21	16	4	±4	2.4	±0.1	
Unwanted Touching	100	±0	30	35	21	13	0	±6	2.2	±0.2	
Attempted SA	100	±0	6	44	25	19	7	±8	2.8	±0.2	
Completed SA	100	±0	23	38	16	16	5	±7	2.4	±0.2	
Experienced SH	100	±0	23	35	28	11	3	±2	2.4	±0.1	
USAFA	100	±0	55	26	13	4	2	±2	1.7	±0.1	
First-Year	100	±0	61	22	12	3	3	±6	1.6	±0.1	
Second-Year	100	±0	63	25	6	5	1	±4	1.6	±0.1	
Third-Year	100	±0	50	31	14	4	1	±4	1.8	±0.1	
Fourth-Year	100	±0	52	27	16	4	2	±2	1.8	±0.1	
Experienced USC	100	±0	15	35	29	13	8	±6	2.6	±0.2	
Unwanted Touching	100	±0	19	32	31	12	5	±9	2.5	±0.2	
Attempted SA	100	±0	14	30	37	7	13	±12	2.7	±0.3	
Completed SA	100	±0	11	45	20	19	5	±9	2.6	±0.2	
Experienced SH	100	±0	30	38	21	7	3	±3	2.1	±0.1	
MALE											
First-Year	100	±0	77	13	7	1	1	±3	1.3	±0.1	
Second-Year	100	±1	79	13	6	1	1	±3	1.3	±0.1	
Third-Year	100	±1	77	13	7	2	1	±3	1.4	±0.1	
Fourth-Year	100	±1	73	15	10	2	1	±3	1.4	±0.1	
Not Experienced USC	100	±1	77	13	7	1	1	±2	1.4	±0.1	
Experienced USC	100	±0	39	24	26	5	7	±14	2.2	±0.4	
Not Experienced SH	100	±1	82	11	5	1	0	±2	1.3	±0.1	
Experienced SH	100	±0	29	34	26	6	5	±5	2.2	±0.1	
USMA	100	±1	75	14	9	2	1	±3	1.4	±0.1	
First-Year	100	±0	75	15	9	1	1	±6	1.4	±0.1	
Second-Year	100	±1	80	13	5	1	1	±5	1.3	±0.1	
Third-Year	100	±1	78	11	9	1	1	±6	1.4	±0.1	
Fourth-Year	100	±1	67	17	12	4	0	±5	1.5	±0.1	
Experienced USC	100	±0	NR	NR	NR	NR	NR		2.5	±0.7	
Experienced SH	100	±0	27	33	26	8	5	±10	2.3	±0.3	
USNA	100	±1	77	14	7	1	1	±3	1.4	±0.1	
First-Year	100	±0	76	15	7	1	1	±5	1.4	±0.1	
Second-Year	100	±1	77	13	7	2	1	±5	1.4	±0.1	
Third-Year	100	±1	77	16	6	1	1	±5	1.3	±0.1	
Fourth-Year	100	±0	76	14	8	1	1	±5	1.4	±0.1	
Experienced USC	100	±0	NR	NR	NR	NR	NR		1.8	±0.5	
Experienced SH	100	±0	33	31	25	6	5	±8	2.2	±0.2	
USAFA	100	±1	78	13	7	2	1	±2	1.4	±0.1	
First-Year	100	±0	82	10	7	1	1	±4	1.3	±0.1	
Second-Year	100	±1	78	13	7	1	1	±4	1.3	±0.1	
Third-Year	100	±0	75	14	7	3	1	±4	1.4	±0.1	
Fourth-Year	100	±1	75	14	9	1	1	±5	1.4	±0.1	
Experienced USC	100	±0	NR	NR	NR	NR	NR		2.3	±0.5	
Experienced SH	100	±0	27	37	26	5	5	±7	2.3	±0.2	

Note. Percent responding are students who answered the question.
NR: Not reportable

19. How often since June 2005 have you been in situations involving persons assigned to your Academy, including students and military/civilian personnel, where one or more of these individuals (of either gender)...
 d. Treated you "differently" because of your gender (e.g., mistreated, slighted, or ignored you)?

1. Never
 2. Once or twice
 3. Sometimes
 4. Often
 5. Very often

	Percent Responding		Percentages					Max ME	Average Frequency		
			1	2	3	4	5				
TOTAL	100	±1	78	11	7	3	1	±1	1.4	±0.1	
USMA	100	±1	77	10	7	3	2	±2	1.4	±0.1	
USNA	100	±1	77	11	8	3	1	±2	1.4	±0.1	
USAFA	100	±1	81	11	5	2	1	±2	1.3	±0.1	
CLASS											
First-Year	100	±1	79	11	6	2	1	±2	1.4	±0.1	
Second-Year	100	±1	80	10	6	2	1	±2	1.3	±0.1	
Third-Year	100	±1	77	11	7	3	2	±2	1.4	±0.1	
Fourth-Year	100	±0	77	11	8	3	2	±2	1.4	±0.1	
GENDER											
Female	100	±0	33	28	23	10	5	±1	2.3	±0.1	
Male	100	±1	87	7	4	1	1	±1	1.2	±0.1	
EXPERIENCED BEHAVIORS											
Not Experienced USC	100	±1	80	10	7	2	1	±1	1.4	±0.1	
Experienced USC	100	±0	31	26	23	13	7	±7	2.4	±0.2	
Unwanted Touching	100	±0	41	27	21	8	4	±10	2.1	±0.2	
Attempted SA	100	±0	16	20	27	22	14	±13	3.0	±0.3	
Completed SA	100	±0	24	26	26	17	7	±12	2.6	±0.3	
Not Experienced SH	100	±1	87	7	4	1	1	±1	1.2	±0.1	
Experienced SH	100	±1	38	26	21	9	6	±3	2.2	±0.1	
FEMALE											
First-Year	100	±0	38	28	19	10	4	±3	2.1	±0.1	
Second-Year	100	±0	37	28	20	9	6	±2	2.2	±0.1	
Third-Year	100	±0	33	30	22	10	5	±2	2.2	±0.1	
Fourth-Year	100	±1	27	25	30	12	6	±1	2.5	±0.1	
Not Experienced USC	100	±0	35	28	22	9	5	±1	2.2	±0.1	
Experienced USC	100	±0	14	24	31	20	10	±3	2.9	±0.1	
Unwanted Touching	100	±0	21	24	30	16	9	±5	2.7	±0.2	
Attempted SA	100	±0	11	23	25	25	16	±5	3.1	±0.2	
Completed SA	100	±0	10	27	39	19	6	±5	2.8	±0.1	
Not Experienced SH	100	±0	56	27	14	3	0	±2	1.7	±0.1	
Experienced SH	100	±0	15	29	31	16	9	±2	2.8	±0.1	
USMA	100	±0	23	25	28	16	9	±2	2.6	±0.1	
First-Year	100	±0	28	26	28	14	6	±4	2.4	±0.1	
Second-Year	100	±0	24	26	23	17	11	±3	2.6	±0.1	
Third-Year	100	±0	23	26	28	17	6	±3	2.6	±0.1	
Fourth-Year	100	±0	19	20	31	19	11	±2	2.8	±0.1	
Experienced USC	100	±0	11	18	26	30	14	±5	3.2	±0.2	
Unwanted Touching	100	±0	19	20	29	19	13	±8	2.9	±0.2	
Attempted SA	100	±0	11	11	17	34	27	±9	3.5	±0.3	
Completed SA	100	±0	0	27	39	34	0	±8	3.1	±0.2	
Experienced SH	100	±0	7	23	34	22	14	±2	3.1	±0.1	

Note. Percent responding are students who answered the question.

19d. Continued	Percent Responding		Percentages					Max ME	Average Frequency		
			1	2	3	4	5				
USNA	100	±0	31	30	25	9	5	±1	2.3	±0.1	
First-Year	100	±0	38	32	19	8	3	±4	2.1	±0.1	
Second-Year	100	±0	32	31	23	8	6	±2	2.3	±0.1	
Third-Year	100	±0	30	34	24	8	4	±2	2.2	±0.1	
Fourth-Year	100	±0	27	24	32	11	6	±2	2.4	±0.1	
Experienced USC	100	±0	17	25	36	12	9	±4	2.7	±0.1	
Unwanted Touching	100	±0	26	18	34	18	5	±6	2.6	±0.2	
Attempted SA	100	±0	12	25	37	13	13	±7	2.9	±0.2	
Completed SA	100	±0	12	34	38	5	11	±7	2.7	±0.2	
Experienced SH	100	±0	12	31	33	15	8	±2	2.8	±0.1	
USAFA	100	±1	45	28	17	7	3	±2	2.0	±0.1	
First-Year	100	±0	47	27	13	8	4	±6	1.9	±0.2	
Second-Year	100	±0	53	27	14	5	1	±4	1.7	±0.1	
Third-Year	100	±0	46	28	14	7	4	±4	1.9	±0.1	
Fourth-Year	99	±1	33	30	26	8	3	±2	2.2	±0.1	
Experienced USC	100	±0	15	28	30	18	8	±6	2.8	±0.2	
Unwanted Touching	100	±0	20	32	28	12	9	±9	2.6	±0.3	
Attempted SA	100	±0	9	35	22	27	7	±14	2.9	±0.3	
Completed SA	100	±0	14	21	40	20	5	±9	2.8	±0.2	
Experienced SH	100	±1	24	32	26	12	6	±3	2.4	±0.1	
MALE											
First-Year	100	±1	87	8	4	1	1	±3	1.2	±0.1	
Second-Year	100	±1	88	7	4	1	0	±2	1.2	±0.1	
Third-Year	100	±1	87	7	4	1	1	±3	1.2	±0.1	
Fourth-Year	100	±0	88	8	3	1	1	±3	1.2	±0.1	
Not Experienced USC	100	±1	88	7	4	1	1	±1	1.2	±0.1	
Experienced USC	100	±0	56	28	11	NR	2	±14	1.7	±0.3	
Not Experienced SH	100	±1	90	5	3	1	1	±1	1.2	±0.1	
Experienced SH	100	±1	63	22	11	2	2	±5	1.6	±0.1	
USMA	100	±1	87	8	4	1	1	±2	1.2	±0.1	
First-Year	100	±0	83	10	6	1	1	±5	1.3	±0.1	
Second-Year	99	±1	88	7	4	0	0	±4	1.2	±0.1	
Third-Year	100	±1	88	7	4	0	1	±5	1.2	±0.1	
Fourth-Year	100	±0	87	8	3	2	0	±4	1.2	±0.1	
Experienced USC	100	±0	NR	NR	NR	NR	NR		1.5	±0.4	
Experienced SH	99	±3	58	22	18	2	NR	±10	1.7	±0.2	
USNA	100	±1	87	7	5	1	1	±2	1.2	±0.1	
First-Year	100	±1	89	6	3	1	1	±4	1.2	±0.1	
Second-Year	100	±0	86	7	5	2	0	±4	1.2	±0.1	
Third-Year	100	±0	85	7	6	2	0	±5	1.2	±0.1	
Fourth-Year	100	±0	86	7	5	1	1	±4	1.2	±0.1	
Experienced USC	100	±0	NR	NR	NR	NR	NR		1.9	±0.5	
Experienced SH	100	±0	60	26	9	2	2	±8	1.6	±0.2	
USAFA	100	±1	89	7	2	1	1	±2	1.2	±0.1	
First-Year	100	±0	88	7	3	1	0	±3	1.2	±0.1	
Second-Year	99	±1	91	5	3	0	1	±3	1.1	±0.1	
Third-Year	100	±1	88	7	2	1	2	±4	1.2	±0.1	
Fourth-Year	100	±0	90	8	2	0	1	±4	1.1	±0.1	
Experienced USC	100	±0	NR	NR	NR	NR	NR		1.5	±0.5	
Experienced SH	100	±0	70	19	8	2	2	±6	1.5	±0.2	

Note. Percent responding are students who answered the question.
 NR: Not reportable

19. How often since June 2005 have you been in situations involving persons assigned to your Academy, including students and military/civilian personnel, where one or more of these individuals (of either gender)...
 e. Made offensive remarks about your appearance, body, or sexual activities?

1. Never
 2. Once or twice
 3. Sometimes
 4. Often
 5. Very often

	Percent Responding		Percentages					Max ME	Average Frequency		
			1	2	3	4	5				
TOTAL	100	±1	79	12	6	2	1	±1	1.3	±0.1	
USMA	100	±1	79	12	6	2	1	±2	1.3	±0.1	
USNA	100	±1	78	13	7	1	1	±2	1.3	±0.1	
USAFA	100	±1	79	12	6	2	1	±2	1.4	±0.1	
CLASS											
First-Year	100	±0	81	11	5	1	1	±2	1.3	±0.1	
Second-Year	99	±1	80	12	5	2	1	±2	1.3	±0.1	
Third-Year	100	±1	77	12	7	3	1	±2	1.4	±0.1	
Fourth-Year	100	±1	76	13	7	2	1	±2	1.4	±0.1	
GENDER											
Female	100	±0	51	24	16	6	3	±1	1.8	±0.1	
Male	100	±1	84	10	4	1	1	±2	1.2	±0.1	
EXPERIENCED BEHAVIORS											
Not Experienced USC	100	±1	80	12	6	2	1	±1	1.3	±0.1	
Experienced USC	99	±2	34	20	29	10	8	±6	2.4	±0.2	
Unwanted Touching	100	±0	46	19	27	7	1	±9	2.0	±0.2	
Attempted SA	100	±0	20	24	20	16	20	±11	2.9	±0.3	
Completed SA	96	±7	20	23	39	9	10	±12	2.7	±0.3	
Not Experienced SH	100	±1	87	8	3	1	0	±1	1.2	±0.1	
Experienced SH	100	±1	39	30	20	7	4	±3	2.1	±0.1	
FEMALE											
First-Year	100	±0	55	23	13	5	4	±3	1.8	±0.1	
Second-Year	100	±0	52	24	14	7	3	±2	1.9	±0.1	
Third-Year	100	±0	49	25	19	5	2	±2	1.9	±0.1	
Fourth-Year	100	±1	50	24	18	6	2	±1	1.9	±0.1	
Not Experienced USC	100	±0	54	24	15	5	2	±1	1.8	±0.1	
Experienced USC	100	±0	23	24	31	13	9	±3	2.6	±0.1	
Unwanted Touching	100	±0	36	25	30	7	3	±5	2.2	±0.1	
Attempted SA	100	±0	16	21	23	18	23	±5	3.1	±0.2	
Completed SA	100	±0	14	26	43	13	4	±5	2.7	±0.1	
Not Experienced SH	100	±1	77	15	7	1	0	±1	1.3	±0.1	
Experienced SH	100	±0	30	32	24	10	5	±2	2.3	±0.1	
USMA	100	±0	46	23	19	8	4	±2	2.0	±0.1	
First-Year	100	±0	50	22	17	7	4	±4	1.9	±0.1	
Second-Year	100	±0	44	21	18	10	7	±4	2.2	±0.1	
Third-Year	100	±0	45	23	23	8	1	±3	2.0	±0.1	
Fourth-Year	100	±0	48	24	17	9	3	±2	1.9	±0.1	
Experienced USC	100	±0	23	20	29	16	13	±5	2.8	±0.2	
Unwanted Touching	100	±0	38	19	29	10	4	±8	2.2	±0.2	
Attempted SA	100	±0	21	17	6	23	33	±9	3.3	±0.3	
Completed SA	100	±0	6	26	61	6	0	±7	2.7	±0.1	
Experienced SH	100	±0	27	29	26	12	6	±2	2.4	±0.1	

Note. Percent responding are students who answered the question.

19e. Continued	Percent Responding		Percentages					Max ME	Average Frequency		
			1	2	3	4	5				
USNA	100	±0	51	26	16	5	2	±2	1.8	±0.1	
First-Year	100	±0	57	25	12	3	2	±4	1.7	±0.1	
Second-Year	100	±0	50	25	17	5	3	±2	1.9	±0.1	
Third-Year	100	±0	51	24	18	5	2	±2	1.8	±0.1	
Fourth-Year	100	±0	51	27	16	4	2	±2	1.8	±0.1	
Experienced USC	100	±0	32	23	28	9	9	±4	2.4	±0.1	
Unwanted Touching	100	±0	43	22	27	8	0	±6	2.0	±0.2	
Attempted SA	100	±0	25	19	31	0	25	±7	2.8	±0.2	
Completed SA	100	±0	23	27	28	17	5	±8	2.5	±0.2	
Experienced SH	100	±0	32	31	24	8	4	±2	2.2	±0.1	
USAFA	100	±1	55	24	14	5	2	±2	1.8	±0.1	
First-Year	100	±0	56	23	10	5	6	±6	1.8	±0.2	
Second-Year	100	±0	61	25	7	5	1	±4	1.6	±0.1	
Third-Year	100	±0	51	28	16	3	2	±4	1.8	±0.1	
Fourth-Year	99	±1	51	21	20	7	1	±2	1.8	±0.1	
Experienced USC	100	±0	15	29	36	13	7	±6	2.7	±0.2	
Unwanted Touching	100	±0	28	32	32	4	5	±9	2.3	±0.2	
Attempted SA	100	±0	NR	29	35	29	7	±12	3.1	±0.2	
Completed SA	100	±0	11	26	44	14	5	±10	2.8	±0.2	
Experienced SH	100	±0	30	35	22	9	4	±3	2.2	±0.1	
MALE											
First-Year	100	±0	86	9	4	0	1	±3	1.2	±0.1	
Second-Year	99	±1	86	10	3	1	0	±2	1.2	±0.1	
Third-Year	100	±1	83	9	4	2	1	±3	1.3	±0.1	
Fourth-Year	100	±1	82	11	5	1	1	±3	1.3	±0.1	
Not Experienced USC	100	±1	85	10	4	1	1	±2	1.2	±0.1	
Experienced USC	97	±5	51	15	24	5	5	±14	2.0	±0.4	
Not Experienced SH	100	±1	88	7	3	1	1	±2	1.2	±0.1	
Experienced SH	100	±1	48	29	15	5	3	±5	1.9	±0.1	
USMA	100	±1	85	10	4	1	0	±2	1.2	±0.1	
First-Year	100	±0	85	10	4	0	1	±5	1.2	±0.1	
Second-Year	99	±1	89	9	1	0	0	±4	1.1	±0.1	
Third-Year	100	±0	83	10	4	3	0	±5	1.3	±0.1	
Fourth-Year	100	±1	80	11	6	2	0	±5	1.3	±0.1	
Experienced USC	100	±0	NR	NR	NR	NR	NR		2.2	±0.6	
Experienced SH	100	±0	50	34	11	4	1	±10	1.7	±0.2	
USNA	100	±1	84	10	5	0	1	±2	1.2	±0.1	
First-Year	100	±0	87	7	5	0	1	±4	1.2	±0.1	
Second-Year	99	±1	82	13	5	0	0	±5	1.3	±0.1	
Third-Year	99	±1	83	10	5	1	1	±5	1.3	±0.1	
Fourth-Year	100	±0	84	11	4	0	1	±5	1.2	±0.1	
Experienced USC	93	±12	NR	NR	NR	NR	NR		1.9	±0.6	
Experienced SH	99	±2	47	29	18	2	4	±8	1.9	±0.2	
USAFA	100	±1	84	9	4	2	1	±2	1.3	±0.1	
First-Year	100	±0	86	9	4	1	1	±3	1.2	±0.1	
Second-Year	100	±1	86	7	4	2	1	±3	1.3	±0.1	
Third-Year	100	±0	84	9	3	3	2	±4	1.3	±0.1	
Fourth-Year	99	±1	81	11	5	2	1	±4	1.3	±0.1	
Experienced USC	100	±0	NR	NR	NR	NR	NR		1.8	±0.6	
Experienced SH	100	±0	48	25	16	9	3	±7	1.9	±0.2	

Note. Percent responding are students who answered the question.
 NR: Not reportable

19. How often since June 2005 have you been in situations involving persons assigned to your Academy, including students and military/civilian personnel, where one or more of these individuals (of either gender)...

f. Made gestures or used body language of a sexual nature that embarrassed or offended you?

1. Never
 2. Once or twice
 3. Sometimes
 4. Often
 5. Very often

	Percent Responding		Percentages					Max ME	Average Frequency		
			1	2	3	4	5				
TOTAL	100	±1	83	10	4	2	1	±1	1.3	±0.1	
USMA	100	±1	83	9	5	2	1	±2	1.3	±0.1	
USNA	100	±0	82	12	5	2	1	±2	1.3	±0.1	
USAFA	100	±1	83	10	4	2	1	±2	1.3	±0.1	
CLASS											
First-Year	100	±1	85	10	3	1	1	±2	1.2	±0.1	
Second-Year	100	±1	82	11	5	2	0	±2	1.3	±0.1	
Third-Year	100	±0	82	12	4	2	1	±2	1.3	±0.1	
Fourth-Year	100	±0	82	10	5	2	1	±2	1.3	±0.1	
GENDER											
Female	100	±0	56	24	14	4	2	±1	1.7	±0.1	
Male	100	±1	88	8	2	1	1	±1	1.2	±0.1	
EXPERIENCED BEHAVIORS											
Not Experienced USC	100	±1	84	10	4	2	1	±1	1.3	±0.1	
Experienced USC	100	±0	40	27	20	8	5	±6	2.1	±0.2	
Unwanted Touching	100	±0	51	20	22	6	2	±9	1.9	±0.2	
Attempted SA	100	±0	22	34	24	6	15	±13	2.6	±0.3	
Completed SA	100	±0	31	39	16	10	3	±11	2.2	±0.3	
Not Experienced SH	100	±1	91	6	2	1	0	±1	1.1	±0.1	
Experienced SH	100	±0	44	31	16	6	4	±3	1.9	±0.1	
FEMALE											
First-Year	100	±0	59	23	12	3	3	±3	1.7	±0.1	
Second-Year	100	±0	56	23	14	4	2	±2	1.7	±0.1	
Third-Year	100	±0	53	26	15	5	2	±2	1.8	±0.1	
Fourth-Year	100	±0	55	24	14	4	1	±1	1.7	±0.1	
Not Experienced USC	100	±0	58	23	13	4	1	±1	1.7	±0.1	
Experienced USC	100	±0	29	33	24	8	7	±3	2.3	±0.1	
Unwanted Touching	100	±0	44	20	26	7	3	±5	2.1	±0.2	
Attempted SA	100	±0	12	38	27	6	16	±5	2.8	±0.2	
Completed SA	100	±0	25	47	18	9	0	±5	2.1	±0.1	
Not Experienced SH	100	±0	80	13	5	1	0	±1	1.3	±0.1	
Experienced SH	100	±0	35	34	21	7	3	±2	2.1	±0.1	
USMA	100	±0	50	23	17	6	3	±2	1.9	±0.1	
First-Year	100	±0	52	25	14	6	3	±4	1.8	±0.1	
Second-Year	100	±0	50	21	18	6	5	±4	1.9	±0.1	
Third-Year	100	±0	51	21	19	7	2	±3	1.9	±0.1	
Fourth-Year	100	±0	48	26	16	7	3	±2	1.9	±0.1	
Experienced USC	100	±0	27	27	23	9	14	±5	2.6	±0.2	
Unwanted Touching	100	±0	47	15	23	10	5	±8	2.1	±0.2	
Attempted SA	100	±0	11	22	29	6	33	±9	3.3	±0.3	
Completed SA	100	±0	21	52	20	6	0	±8	2.1	±0.2	
Experienced SH	100	±0	32	31	23	10	5	±2	2.2	±0.1	

Note. Percent responding are students who answered the question.

19f. Continued	Percent Responding		Percentages					Max ME	Average Frequency		
			1	2	3	4	5				
USNA	100	±0	56	24	15	4	2	±2	1.7	±0.1	
First-Year	100	±0	61	22	12	2	3	±4	1.6	±0.1	
Second-Year	100	±0	54	24	17	5	1	±2	1.7	±0.1	
Third-Year	100	±0	50	29	13	4	3	±2	1.8	±0.1	
Fourth-Year	100	±0	60	20	15	4	2	±2	1.7	±0.1	
Experienced USC	100	±0	30	33	25	9	4	±4	2.2	±0.1	
Unwanted Touching	100	±0	39	25	27	8	0	±6	2.0	±0.2	
Attempted SA	100	±0	19	37	25	6	13	±7	2.6	±0.2	
Completed SA	100	±0	29	38	22	11	0	±7	2.1	±0.2	
Experienced SH	100	±0	35	31	23	7	4	±2	2.1	±0.1	
USAFA	100	±0	60	25	11	3	1	±2	1.6	±0.1	
First-Year	100	±0	64	23	10	2	2	±6	1.5	±0.1	
Second-Year	100	±0	64	24	7	3	1	±4	1.5	±0.1	
Third-Year	100	±0	57	26	12	4	1	±4	1.7	±0.1	
Fourth-Year	100	±0	56	28	13	4	0	±2	1.6	±0.1	
Experienced USC	100	±0	29	38	23	6	4	±6	2.2	±0.2	
Unwanted Touching	100	±0	45	19	27	4	5	±9	2.0	±0.3	
Attempted SA	100	±0	7	58	27	7	NR	±11	2.3	±0.2	
Completed SA	100	±0	25	51	14	9	0	±9	2.1	±0.2	
Experienced SH	100	±0	37	39	17	5	2	±3	2.0	±0.1	
MALE											
First-Year	100	±1	90	7	2	1	0	±2	1.2	±0.1	
Second-Year	100	±1	87	9	4	1	0	±2	1.2	±0.1	
Third-Year	100	±0	88	9	1	1	1	±3	1.2	±0.1	
Fourth-Year	100	±0	87	7	3	2	1	±3	1.2	±0.1	
Not Experienced USC	100	±1	88	8	2	1	1	±1	1.2	±0.1	
Experienced USC	100	±0	57	18	15	8	2	±14	1.8	±0.3	
Not Experienced SH	100	±1	92	5	2	1	0	±1	1.1	±0.1	
Experienced SH	100	±0	53	28	10	5	4	±5	1.8	±0.1	
USMA	100	±1	89	7	2	1	1	±2	1.2	±0.1	
First-Year	100	±1	89	7	2	1	0	±4	1.2	±0.1	
Second-Year	100	±0	90	6	3	0	0	±4	1.1	±0.1	
Third-Year	100	±0	89	8	1	1	1	±5	1.2	±0.1	
Fourth-Year	100	±0	86	8	3	2	1	±4	1.2	±0.1	
Experienced USC	100	±0	NR	NR	NR	NR	NR		1.9	±0.6	
Experienced SH	100	±0	57	25	8	4	6	±10	1.8	±0.3	
USNA	100	±0	87	9	2	1	0	±2	1.2	±0.1	
First-Year	100	±0	90	7	2	1	0	±4	1.1	±0.1	
Second-Year	100	±0	84	11	3	1	0	±4	1.2	±0.1	
Third-Year	100	±0	87	9	2	1	0	±4	1.2	±0.1	
Fourth-Year	100	±0	87	9	3	1	0	±4	1.2	±0.1	
Experienced USC	100	±0	NR	NR	NR	NR	NR		1.7	±0.5	
Experienced SH	100	±0	52	34	8	4	2	±8	1.7	±0.2	
USAFA	100	±1	88	7	3	1	1	±2	1.2	±0.1	
First-Year	100	±0	89	7	2	1	1	±3	1.2	±0.1	
Second-Year	100	±1	86	9	4	1	0	±3	1.2	±0.1	
Third-Year	100	±0	88	9	1	1	1	±4	1.2	±0.1	
Fourth-Year	100	±0	90	5	3	1	1	±4	1.2	±0.1	
Experienced USC	100	±0	NR	NR	NR	NR	NR		1.8	±0.5	
Experienced SH	100	±0	51	25	14	6	3	±7	1.9	±0.2	

Note. Percent responding are students who answered the question.
 NR: Not reportable

19. How often since June 2005 have you been in situations involving persons assigned to your Academy, including students and military/civilian personnel, where one or more of these individuals (of either gender)...
 g. Made offensive sexist remarks (e.g., suggesting that people of your gender are not suited for the kind of work you do)?

1. Never
 2. Once or twice
 3. Sometimes
 4. Often
 5. Very often

	Percent Responding		Percentages					Max ME	Average Frequency		
			1	2	3	4	5				
TOTAL	100	±1	80	10	6	2	1	±1	1.4	±0.1	
USMA	100	±1	80	9	6	3	2	±2	1.4	±0.1	
USNA	100	±1	79	11	7	3	1	±2	1.4	±0.1	
USAFA	100	±1	81	10	6	2	1	±2	1.3	±0.1	
CLASS											
First-Year	100	±0	82	9	6	2	1	±2	1.3	±0.1	
Second-Year	100	±1	80	10	7	2	1	±2	1.3	±0.1	
Third-Year	100	±0	79	10	6	2	2	±2	1.4	±0.1	
Fourth-Year	100	±1	79	9	7	3	1	±2	1.4	±0.1	
GENDER											
Female	100	±0	34	28	21	10	6	±1	2.2	±0.1	
Male	100	±1	89	6	3	1	1	±1	1.2	±0.1	
EXPERIENCED BEHAVIORS											
Not Experienced USC	100	±1	81	9	6	2	1	±1	1.3	±0.1	
Experienced USC	100	±0	39	19	21	13	8	±7	2.3	±0.2	
Unwanted Touching	100	±0	55	14	17	12	2	±9	1.9	±0.2	
Attempted SA	100	±0	17	29	15	17	22	±15	3.0	±0.3	
Completed SA	100	±0	23	24	36	10	8	±13	2.6	±0.3	
Not Experienced SH	100	±1	89	7	3	1	0	±1	1.2	±0.1	
Experienced SH	100	±1	39	23	22	9	6	±3	2.2	±0.1	
FEMALE											
First-Year	100	±0	36	31	17	9	6	±3	2.2	±0.1	
Second-Year	100	±0	35	28	21	10	6	±2	2.3	±0.1	
Third-Year	100	±0	37	28	22	9	5	±2	2.2	±0.1	
Fourth-Year	100	±0	30	26	25	13	5	±1	2.4	±0.1	
Not Experienced USC	100	±0	37	28	21	10	5	±1	2.2	±0.1	
Experienced USC	100	±0	13	30	26	19	11	±3	2.9	±0.1	
Unwanted Touching	100	±0	23	24	28	20	4	±5	2.6	±0.2	
Attempted SA	100	±0	6	33	17	19	25	±5	3.2	±0.2	
Completed SA	100	±0	8	35	35	15	7	±5	2.8	±0.1	
Not Experienced SH	100	±0	58	25	13	4	0	±2	1.6	±0.1	
Experienced SH	100	±0	15	31	29	16	10	±2	2.8	±0.1	
USMA	100	±0	24	26	25	15	10	±2	2.6	±0.1	
First-Year	100	±0	26	29	23	14	8	±4	2.5	±0.1	
Second-Year	100	±0	25	21	26	16	12	±3	2.7	±0.1	
Third-Year	100	±0	27	27	23	14	9	±3	2.5	±0.1	
Fourth-Year	100	±0	19	26	27	17	11	±2	2.8	±0.1	
Experienced USC	100	±0	7	20	32	23	18	±5	3.2	±0.2	
Unwanted Touching	100	±0	9	20	39	18	14	±8	3.1	±0.2	
Attempted SA	100	±0	0	28	17	17	38	±8	3.7	±0.2	
Completed SA	100	±0	13	14	46	26	0	±8	2.9	±0.2	
Experienced SH	100	±0	6	26	32	20	16	±2	3.1	±0.1	

Note: Percent responding are students who answered the question.

19g. Continued	Percent Responding		Percentages					Max ME	Average Frequency		
			1	2	3	4	5				
USNA	100	±0	36	29	21	10	4	±2	2.2	±0.1	
First-Year	100	±0	41	29	17	7	6	±4	2.1	±0.1	
Second-Year	100	±0	32	30	21	10	6	±2	2.3	±0.1	
Third-Year	100	±0	36	32	21	8	3	±2	2.1	±0.1	
Fourth-Year	100	±0	34	26	23	13	4	±2	2.3	±0.1	
Experienced USC	100	±0	16	38	23	14	9	±4	2.6	±0.1	
Unwanted Touching	100	±0	22	30	22	26	0	±6	2.5	±0.2	
Attempted SA	100	±0	12	44	12	12	19	±7	2.8	±0.2	
Completed SA	100	±0	12	45	33	0	11	±7	2.5	±0.2	
Experienced SH	100	±0	16	33	28	15	8	±2	2.7	±0.1	
USAFA	100	±0	42	28	19	7	4	±2	2.0	±0.1	
First-Year	100	±0	41	34	12	7	5	±6	2.0	±0.2	
Second-Year	100	±0	46	30	16	5	3	±4	1.9	±0.1	
Third-Year	100	±0	46	23	22	6	3	±4	2.0	±0.1	
Fourth-Year	100	±0	35	27	25	10	3	±2	2.2	±0.1	
Experienced USC	100	±0	17	30	25	20	8	±6	2.7	±0.2	
Unwanted Touching	100	±0	35	24	24	17	0	±9	2.2	±0.2	
Attempted SA	100	±0	7	30	21	29	13	±12	3.1	±0.3	
Completed SA	100	±0	0	42	30	19	10	±10	3.0	±0.2	
Experienced SH	100	±0	22	33	26	12	7	±3	2.5	±0.1	
MALE											
First-Year	100	±0	90	5	3	1	0	±2	1.2	±0.1	
Second-Year	100	±1	89	6	4	1	0	±2	1.2	±0.1	
Third-Year	100	±0	89	6	3	1	1	±2	1.2	±0.1	
Fourth-Year	100	±1	89	6	4	1	1	±2	1.2	±0.1	
Not Experienced USC	100	±1	89	6	3	1	1	±1	1.2	±0.1	
Experienced USC	100	±0	79	NR	14	NR	2	±13	1.5	±0.3	
Not Experienced SH	100	±1	92	5	2	1	0	±1	1.1	±0.1	
Experienced SH	100	±1	64	15	16	2	3	±5	1.6	±0.1	
USMA	100	±1	90	6	3	1	1	±2	1.2	±0.1	
First-Year	100	±0	90	5	4	0	0	±4	1.1	±0.1	
Second-Year	100	±0	90	6	2	1	0	±4	1.2	±0.1	
Third-Year	100	±0	90	4	2	1	2	±4	1.2	±0.1	
Fourth-Year	100	±1	88	6	4	2	1	±4	1.2	±0.1	
Experienced USC	100	±0	NR	NR	NR	NR	NR		1.6	±0.6	
Experienced SH	99	±2	64	15	15	3	3	±10	1.7	±0.2	
USNA	100	±1	88	7	4	1	0	±2	1.2	±0.1	
First-Year	100	±0	89	5	3	2	1	±4	1.2	±0.1	
Second-Year	100	±0	84	9	6	1	0	±4	1.2	±0.1	
Third-Year	100	±0	89	7	3	1	0	±4	1.2	±0.1	
Fourth-Year	100	±1	89	6	3	1	1	±4	1.2	±0.1	
Experienced USC	100	±0	NR	NR	NR	NR	NR		1.5	±0.4	
Experienced SH	100	±0	58	19	18	2	2	±8	1.7	±0.2	
USAFA	100	±1	90	6	3	1	0	±2	1.2	±0.1	
First-Year	100	±0	92	5	3	0	0	±3	1.1	±0.1	
Second-Year	100	±1	92	4	3	1	0	±3	1.1	±0.1	
Third-Year	100	±0	88	7	3	1	1	±4	1.2	±0.1	
Fourth-Year	100	±0	89	6	4	0	0	±4	1.2	±0.1	
Experienced USC	100	±0	NR	NR	NR	NR	NR		1.3	±0.5	
Experienced SH	100	±0	70	11	15	1	3	±7	1.5	±0.2	

Note. Percent responding are students who answered the question.
 NR: Not reportable

19. How often since June 2005 have you been in situations involving persons assigned to your Academy, including students and military/civilian personnel, where one or more of these individuals (of either gender)...
 h. Made unwanted attempts to establish a romantic sexual relationship with you despite your efforts to discourage it?

1. Never
 2. Once or twice
 3. Sometimes
 4. Often
 5. Very often

	Percent Responding		Percentages					Max ME	Average Frequency		
			1	2	3	4	5				
TOTAL	100	±1	90	7	2	1	0	±1	1.2	±0.1	
USMA	100	±0	89	6	3	1	0	±2	1.2	±0.1	
USNA	100	±1	90	7	2	0	1	±2	1.1	±0.1	
USAFA	100	±1	90	7	2	1	0	±1	1.1	±0.1	
CLASS											
First-Year	100	±1	90	6	2	1	1	±2	1.1	±0.1	
Second-Year	100	±1	91	5	2	1	0	±2	1.1	±0.1	
Third-Year	100	±1	89	7	3	1	0	±2	1.2	±0.1	
Fourth-Year	100	±1	89	7	3	1	0	±2	1.2	±0.1	
GENDER											
Female	100	±0	68	19	8	4	1	±1	1.5	±0.1	
Male	100	±1	94	4	1	0	0	±1	1.1	±0.1	
EXPERIENCED BEHAVIORS											
Not Experienced USC	100	±1	91	6	2	1	0	±1	1.1	±0.1	
Experienced USC	100	±0	43	26	17	9	5	±6	2.1	±0.2	
Unwanted Touching	100	±0	54	22	18	5	2	±9	1.8	±0.2	
Attempted SA	100	±0	26	34	11	18	11	±12	2.5	±0.3	
Completed SA	100	±0	35	29	18	13	6	±11	2.3	±0.3	
Not Experienced SH	100	±1	95	3	1	0	0	±1	1.1	±0.1	
Experienced SH	100	±0	65	21	9	4	2	±2	1.6	±0.1	
FEMALE											
First-Year	100	±0	73	18	7	2	1	±3	1.4	±0.1	
Second-Year	100	±0	70	17	7	4	2	±2	1.5	±0.1	
Third-Year	100	±0	66	19	10	4	2	±2	1.6	±0.1	
Fourth-Year	100	±0	66	21	9	3	1	±1	1.5	±0.1	
Not Experienced USC	100	±0	73	17	7	3	1	±1	1.4	±0.1	
Experienced USC	100	±0	26	32	24	12	5	±3	2.4	±0.1	
Unwanted Touching	100	±0	31	34	28	6	0	±5	2.1	±0.1	
Attempted SA	100	±0	16	39	13	20	12	±6	2.7	±0.2	
Completed SA	100	±0	31	26	27	13	4	±5	2.3	±0.2	
Not Experienced SH	100	±0	88	8	3	0	0	±1	1.2	±0.1	
Experienced SH	100	±0	52	27	13	6	2	±2	1.8	±0.1	
USMA	100	±0	60	20	12	6	2	±2	1.7	±0.1	
First-Year	100	±0	64	21	11	3	1	±4	1.6	±0.1	
Second-Year	100	±0	57	21	10	7	4	±4	1.8	±0.1	
Third-Year	100	±0	57	19	15	7	2	±3	1.8	±0.1	
Fourth-Year	100	±0	62	21	12	5	1	±2	1.6	±0.1	
Experienced USC	100	±0	18	27	27	19	9	±5	2.7	±0.2	
Unwanted Touching	100	±0	23	29	38	10	0	±8	2.3	±0.2	
Attempted SA	100	±0	0	29	6	38	28	±9	3.6	±0.2	
Completed SA	100	±0	35	25	27	13	0	±8	2.2	±0.2	
Experienced SH	100	±0	43	30	15	9	3	±2	2.0	±0.1	

Note: Percent responding are students who answered the question.

19h. Continued	Percent Responding		Percentages					Max ME	Average Frequency		
			1	2	3	4	5				
USNA	100	±0	71	17	8	2	1	±1	1.5	±0.1	
First-Year	100	±0	78	16	6	1	0	±4	1.3	±0.1	
Second-Year	100	±0	73	15	7	3	2	±2	1.5	±0.1	
Third-Year	100	±0	70	17	9	2	1	±2	1.5	±0.1	
Fourth-Year	100	±0	68	19	9	2	1	±2	1.5	±0.1	
Experienced USC	100	±0	41	32	17	7	3	±4	2.0	±0.1	
Unwanted Touching	100	±0	48	30	22	0	0	±6	1.7	±0.1	
Attempted SA	100	±0	37	38	6	12	6	±7	2.1	±0.2	
Completed SA	100	±0	34	28	22	11	5	±7	2.3	±0.2	
Experienced SH	100	±0	57	24	13	4	2	±2	1.7	±0.1	
USAFA	100	±0	72	19	6	3	1	±2	1.4	±0.1	
First-Year	100	±0	75	17	4	4	1	±5	1.4	±0.1	
Second-Year	100	±0	79	15	3	2	1	±3	1.3	±0.1	
Third-Year	100	±0	67	20	8	4	1	±3	1.5	±0.1	
Fourth-Year	100	±0	67	22	8	3	0	±2	1.5	±0.1	
Experienced USC	100	±0	22	38	28	10	3	±6	2.3	±0.2	
Unwanted Touching	100	±0	24	42	27	8	0	±9	2.2	±0.2	
Attempted SA	100	±0	13	52	28	7	NR	±11	2.3	±0.2	
Completed SA	100	±0	27	24	30	14	5	±10	2.5	±0.3	
Experienced SH	100	±0	55	29	9	6	1	±3	1.7	±0.1	
MALE											
First-Year	100	±1	94	4	1	0	1	±2	1.1	±0.1	
Second-Year	100	±1	95	3	2	0	0	±2	1.1	±0.1	
Third-Year	100	±1	94	5	1	0	0	±2	1.1	±0.1	
Fourth-Year	100	±1	94	4	1	0	0	±2	1.1	±0.1	
Not Experienced USC	100	±1	94	4	1	0	0	±1	1.1	±0.1	
Experienced USC	100	±0	69	15	5	5	5	±14	1.6	±0.3	
Not Experienced SH	100	±1	96	3	1	0	0	±1	1.1	±0.1	
Experienced SH	100	±0	78	14	5	2	1	±4	1.4	±0.1	
USMA	100	±0	94	4	1	0	0	±2	1.1	±0.1	
First-Year	100	±0	94	4	2	0	0	±4	1.1	±0.1	
Second-Year	100	±0	96	3	1	0	0	±3	1.1	±0.1	
Third-Year	100	±0	95	4	1	0	0	±4	1.1	±0.1	
Fourth-Year	100	±0	94	4	1	1	0	±4	1.1	±0.1	
Experienced USC	100	±0	NR	NR	NR	NR	NR		1.7	±0.7	
Experienced SH	100	±0	81	10	5	4	1	±9	1.3	±0.2	
USNA	100	±1	94	5	1	0	0	±2	1.1	±0.1	
First-Year	100	±1	94	4	1	0	1	±3	1.1	±0.1	
Second-Year	100	±0	94	4	2	0	0	±3	1.1	±0.1	
Third-Year	100	±0	94	6	0	0	0	±4	1.1	±0.1	
Fourth-Year	100	±1	93	4	2	0	0	±4	1.1	±0.1	
Experienced USC	100	±0	NR	NR	NR	NR	NR		1.7	±0.5	
Experienced SH	100	±0	73	20	5	0	2	±8	1.4	±0.2	
USAFA	100	±1	94	4	1	1	0	±2	1.1	±0.1	
First-Year	100	±0	94	5	1	0	0	±3	1.1	±0.1	
Second-Year	100	±1	95	3	2	1	0	±3	1.1	±0.1	
Third-Year	100	±1	93	5	1	1	0	±3	1.1	±0.1	
Fourth-Year	100	±0	95	4	1	0	0	±3	1.1	±0.1	
Experienced USC	100	±0	NR	NR	NR	NR	NR		1.4	±0.5	
Experienced SH	100	±0	80	11	6	2	1	±6	1.3	±0.1	

Note. Percent responding are students who answered the question.
 NR: Not reportable

19. How often since June 2005 have you been in situations involving persons assigned to your Academy, including students and military/civilian personnel, where one or more of these individuals (of either gender)...

i. Put you down or was condescending to you because of your gender?

1. Never
 2. Once or twice
 3. Sometimes
 4. Often
 5. Very often

	Percent Responding		Percentages					Max ME	Average Frequency		
			1	2	3	4	5				
TOTAL	100	±1	86	7	4	1	1	±1	1.2	±0.1	
USMA	100	±1	86	7	4	2	1	±2	1.3	±0.1	
USNA	100	±1	85	8	4	1	1	±2	1.2	±0.1	
USAFA	100	±1	88	7	3	1	1	±1	1.2	±0.1	
CLASS											
First-Year	100	±1	87	6	4	1	1	±2	1.2	±0.1	
Second-Year	100	±1	87	7	4	1	1	±2	1.2	±0.1	
Third-Year	100	±1	86	8	3	2	1	±2	1.2	±0.1	
Fourth-Year	100	±1	85	8	4	2	1	±2	1.2	±0.1	
GENDER											
Female	100	±1	50	25	15	7	3	±1	1.9	±0.1	
Male	100	±1	94	4	2	0	0	±1	1.1	±0.1	
EXPERIENCED BEHAVIORS											
Not Experienced USC	100	±1	87	7	4	1	1	±1	1.2	±0.1	
Experienced USC	100	±0	50	20	13	9	7	±6	2.0	±0.2	
Unwanted Touching	100	±0	64	16	13	4	3	±8	1.7	±0.2	
Attempted SA	100	±0	28	35	8	16	13	±10	2.5	±0.2	
Completed SA	100	±0	36	20	19	13	11	±11	2.4	±0.4	
Not Experienced SH	100	±1	94	4	2	0	0	±1	1.1	±0.1	
Experienced SH	100	±0	53	22	14	6	4	±3	1.9	±0.1	
FEMALE											
First-Year	100	±1	54	20	15	6	5	±3	1.9	±0.1	
Second-Year	100	±0	52	22	14	7	4	±2	1.9	±0.1	
Third-Year	100	±1	51	27	13	6	2	±2	1.8	±0.1	
Fourth-Year	100	±0	43	28	18	8	3	±1	2.0	±0.1	
Not Experienced USC	100	±1	52	25	15	6	3	±1	1.8	±0.1	
Experienced USC	100	±0	32	27	19	14	9	±3	2.4	±0.1	
Unwanted Touching	100	±0	45	22	18	9	6	±5	2.1	±0.2	
Attempted SA	100	±0	24	34	9	19	14	±5	2.6	±0.2	
Completed SA	100	±0	22	30	28	14	6	±5	2.5	±0.2	
Not Experienced SH	100	±1	73	18	8	2	0	±2	1.4	±0.1	
Experienced SH	100	±1	30	31	22	11	6	±2	2.3	±0.1	
USMA	100	±0	39	25	20	11	5	±2	2.2	±0.1	
First-Year	100	±0	44	22	18	10	6	±4	2.1	±0.1	
Second-Year	100	±0	38	24	22	7	8	±4	2.2	±0.1	
Third-Year	100	±0	40	27	17	15	1	±3	2.1	±0.1	
Fourth-Year	100	±0	36	28	20	11	5	±2	2.2	±0.1	
Experienced USC	100	±0	24	24	24	18	10	±5	2.7	±0.2	
Unwanted Touching	100	±0	39	9	33	10	9	±8	2.4	±0.2	
Attempted SA	100	±0	16	34	6	23	21	±9	3.0	±0.3	
Completed SA	100	±0	13	35	33	19	0	±8	2.6	±0.2	
Experienced SH	100	±0	21	28	28	16	8	±2	2.6	±0.1	

Note. Percent responding are students who answered the question.

19i. Continued	Percent Responding		Percentages					Max ME	Average Frequency		
			1	2	3	4	5				
USNA	100	±1	50	25	17	5	4	±2	1.9	±0.1	
First-Year	100	±0	56	20	16	3	5	±4	1.8	±0.1	
Second-Year	100	±0	51	22	14	9	5	±2	1.9	±0.1	
Third-Year	100	±1	52	30	14	2	3	±2	1.7	±0.1	
Fourth-Year	100	±0	43	27	22	5	3	±2	2.0	±0.1	
Experienced USC	100	±0	33	32	21	7	7	±4	2.2	±0.1	
Unwanted Touching	100	±0	35	30	26	5	4	±6	2.1	±0.2	
Attempted SA	100	±0	37	31	6	6	19	±7	2.4	±0.3	
Completed SA	100	±0	28	34	27	11	0	±7	2.2	±0.2	
Experienced SH	99	±1	31	31	24	8	7	±2	2.3	±0.1	
USAFA	100	±1	58	24	11	5	2	±2	1.7	±0.1	
First-Year	99	±1	60	19	12	5	4	±6	1.7	±0.2	
Second-Year	100	±0	65	22	9	3	1	±4	1.6	±0.1	
Third-Year	100	±0	59	26	8	4	2	±4	1.7	±0.1	
Fourth-Year	100	±0	49	28	13	8	2	±2	1.8	±0.1	
Experienced USC	100	±0	37	26	12	16	9	±6	2.3	±0.2	
Unwanted Touching	100	±0	59	24	0	12	5	±9	1.8	±0.3	
Attempted SA	100	±0	20	37	16	27	NR	±13	2.5	±0.2	
Completed SA	100	±0	22	24	25	14	15	±11	2.8	±0.3	
Experienced SH	100	±0	39	34	15	9	4	±3	2.1	±0.1	
MALE											
First-Year	100	±1	94	3	2	1	0	±2	1.1	±0.1	
Second-Year	100	±1	94	4	2	0	0	±2	1.1	±0.1	
Third-Year	100	±1	94	4	1	1	0	±2	1.1	±0.1	
Fourth-Year	100	±1	94	4	1	0	1	±2	1.1	±0.1	
Not Experienced USC	100	±1	94	4	2	0	0	±1	1.1	±0.1	
Experienced USC	100	±0	78	10	5	3	5	±13	1.5	±0.3	
Not Experienced SH	100	±1	96	3	1	0	0	±1	1.1	±0.1	
Experienced SH	100	±0	77	13	7	1	2	±4	1.4	±0.1	
USMA	100	±1	94	3	1	1	0	±2	1.1	±0.1	
First-Year	100	±1	93	3	3	1	0	±4	1.1	±0.1	
Second-Year	100	±1	96	3	1	0	0	±3	1.0	±0.1	
Third-Year	100	±1	96	2	1	0	0	±3	1.1	±0.1	
Fourth-Year	100	±0	92	5	2	1	1	±4	1.1	±0.1	
Experienced USC	100	±0	NR	NR	NR	NR	NR		1.6	±0.7	
Experienced SH	100	±0	77	14	6	2	1	±9	1.4	±0.2	
USNA	100	±1	93	5	2	0	0	±2	1.1	±0.1	
First-Year	100	±0	93	3	2	0	1	±4	1.1	±0.1	
Second-Year	100	±0	92	6	3	0	0	±4	1.1	±0.1	
Third-Year	100	±0	95	3	1	0	0	±3	1.1	±0.1	
Fourth-Year	99	±2	92	6	2	0	1	±4	1.1	±0.1	
Experienced USC	100	±0	NR	NR	NR	NR	NR		1.5	±0.4	
Experienced SH	100	±0	74	15	8	1	2	±7	1.4	±0.2	
USAFA	100	±1	94	3	1	1	0	±2	1.1	±0.1	
First-Year	100	±0	95	3	2	0	0	±2	1.1	±0.1	
Second-Year	100	±1	94	3	2	0	1	±3	1.1	±0.1	
Third-Year	100	±1	91	5	2	1	1	±3	1.1	±0.1	
Fourth-Year	100	±0	97	2	0	0	0	±3	1.1	±0.1	
Experienced USC	100	±0	NR	NR	NR	NR	NR		1.3	±0.5	
Experienced SH	100	±0	81	9	6	1	3	±6	1.3	±0.2	

Note. Percent responding are students who answered the question.
 NR: Not reportable

19. How often since June 2005 have you been in situations involving persons assigned to your Academy, including students and military/civilian personnel, where one or more of these individuals (of either gender)...

j. Continued to ask you for dates, drinks, dinner, etc., even though you said "No"?

1. Never
 2. Once or twice
 3. Sometimes
 4. Often
 5. Very often

	Percent Responding		Percentages					Max ME	Average Frequency		
			1	2	3	4	5				
TOTAL	100	±1	93	4	2	1	0	±1	1.1	±0.1	
USMA	100	±1	93	4	2	1	0	±1	1.1	±0.1	
USNA	100	±1	93	4	2	1	0	±1	1.1	±0.1	
USAFA	100	±1	94	3	2	1	0	±1	1.1	±0.1	
CLASS											
First-Year	100	±1	94	4	1	1	0	±2	1.1	±0.1	
Second-Year	100	±1	93	4	2	1	0	±1	1.1	±0.1	
Third-Year	100	±1	92	4	2	1	1	±1	1.1	±0.1	
Fourth-Year	100	±1	93	3	2	1	0	±1	1.1	±0.1	
GENDER											
Female	100	±0	75	14	7	3	2	±1	1.4	±0.1	
Male	100	±1	97	2	1	0	0	±1	1.1	±0.1	
EXPERIENCED BEHAVIORS											
Not Experienced USC	100	±1	94	3	2	1	0	±1	1.1	±0.1	
Experienced USC	100	±0	60	17	10	9	5	±5	1.8	±0.2	
Unwanted Touching	100	±0	73	11	8	8	0	±7	1.5	±0.2	
Attempted SA	100	±0	35	23	14	13	15	±11	2.5	±0.3	
Completed SA	100	±0	51	24	9	9	7	±10	2.0	±0.3	
Not Experienced SH	100	±1	97	2	1	0	0	±1	1.0	±0.1	
Experienced SH	100	±0	74	13	7	4	2	±2	1.5	±0.1	
FEMALE											
First-Year	100	±0	81	12	4	3	1	±2	1.3	±0.1	
Second-Year	100	±1	75	12	6	4	3	±2	1.5	±0.1	
Third-Year	100	±0	69	17	8	3	2	±2	1.5	±0.1	
Fourth-Year	100	±1	75	12	9	2	1	±1	1.4	±0.1	
Not Experienced USC	100	±1	78	13	6	2	1	±1	1.4	±0.1	
Experienced USC	100	±0	44	24	17	9	7	±3	2.1	±0.1	
Unwanted Touching	100	±0	53	23	17	7	0	±5	1.8	±0.1	
Attempted SA	100	±0	27	26	16	14	17	±5	2.7	±0.2	
Completed SA	100	±0	50	24	14	7	6	±5	1.9	±0.2	
Not Experienced SH	100	±1	91	6	2	1	0	±1	1.1	±0.1	
Experienced SH	100	±1	61	20	11	5	3	±2	1.7	±0.1	
USMA	100	±1	67	17	9	5	3	±2	1.6	±0.1	
First-Year	100	±0	71	17	7	4	2	±4	1.5	±0.1	
Second-Year	99	±1	63	18	6	8	6	±4	1.8	±0.1	
Third-Year	100	±0	65	17	13	4	2	±3	1.6	±0.1	
Fourth-Year	100	±0	70	16	9	4	2	±2	1.5	±0.1	
Experienced USC	100	±0	34	25	14	14	13	±5	2.5	±0.2	
Unwanted Touching	100	±0	48	28	19	5	0	±8	1.8	±0.2	
Attempted SA	100	±0	6	22	6	27	39	±9	3.7	±0.3	
Completed SA	100	±0	54	27	7	13	0	±8	1.8	±0.2	
Experienced SH	100	±1	53	23	12	7	5	±2	1.9	±0.1	

Note. Percent responding are students who answered the question.

19j. Continued	Percent Responding		Percentages					Max ME	Average Frequency		
			1	2	3	4	5				
USNA	100	±0	77	12	7	3	1	±1	1.4	±0.1	
First-Year	100	±0	85	9	2	2	1	±3	1.2	±0.1	
Second-Year	100	±0	78	10	7	3	2	±2	1.4	±0.1	
Third-Year	100	±0	69	19	7	2	1	±2	1.5	±0.1	
Fourth-Year	100	±0	80	9	8	2	1	±1	1.3	±0.1	
Experienced USC	100	±0	51	23	16	7	3	±4	1.9	±0.1	
Unwanted Touching	100	±0	47	31	13	8	0	±6	1.8	±0.1	
Attempted SA	100	±0	43	19	25	6	6	±7	2.1	±0.2	
Completed SA	100	±0	62	17	11	6	5	±7	1.8	±0.2	
Experienced SH	100	±0	64	19	11	5	2	±2	1.6	±0.1	
USAFA	100	±1	79	12	6	2	1	±2	1.3	±0.1	
First-Year	100	±0	85	10	4	2	0	±4	1.2	±0.1	
Second-Year	100	±0	82	10	6	1	1	±3	1.3	±0.1	
Third-Year	100	±0	73	16	5	3	2	±3	1.5	±0.1	
Fourth-Year	99	±1	75	13	9	2	1	±2	1.4	±0.1	
Experienced USC	100	±0	46	23	19	6	5	±6	2.0	±0.2	
Unwanted Touching	100	±0	61	13	18	8	0	±9	1.7	±0.2	
Attempted SA	100	±0	36	37	21	7	NR	±12	2.0	±0.2	
Completed SA	100	±0	37	29	20	5	9	±10	2.2	±0.3	
Experienced SH	100	±0	66	19	10	3	2	±3	1.6	±0.1	
MALE											
First-Year	100	±1	96	2	1	0	0	±2	1.1	±0.1	
Second-Year	100	±1	97	2	1	0	0	±2	1.1	±0.1	
Third-Year	100	±1	97	1	1	0	0	±2	1.0	±0.1	
Fourth-Year	100	±1	97	2	1	0	0	±2	1.1	±0.1	
Not Experienced USC	100	±1	97	2	1	0	0	±1	1.0	±0.1	
Experienced USC	100	±0	84	5	NR	8	2	±13	1.4	±0.3	
Not Experienced SH	100	±1	98	1	1	0	0	±1	1.0	±0.1	
Experienced SH	100	±0	88	6	3	2	1	±4	1.2	±0.1	
USMA	100	±1	97	2	1	0	0	±2	1.0	±0.1	
First-Year	100	±1	96	3	0	0	0	±3	1.1	±0.1	
Second-Year	100	±0	98	2	1	0	0	±2	1.0	±0.1	
Third-Year	100	±0	98	0	1	0	0	±3	1.0	±0.1	
Fourth-Year	100	±0	96	2	2	0	0	±3	1.1	±0.1	
Experienced USC	100	±0	NR	NR	NR	NR	NR		1.6	±0.7	
Experienced SH	100	±0	88	5	5	2	NR	±8	1.2	±0.2	
USNA	100	±1	97	2	1	0	0	±2	1.1	±0.1	
First-Year	100	±0	97	2	1	0	0	±3	1.1	±0.1	
Second-Year	100	±0	96	2	2	0	0	±3	1.1	±0.1	
Third-Year	100	±0	97	3	0	0	0	±3	1.0	±0.1	
Fourth-Year	100	±1	97	2	0	0	0	±3	1.1	±0.1	
Experienced USC	100	±0	NR	NR	NR	NR	NR		1.3	±0.4	
Experienced SH	100	±0	87	9	2	1	2	±6	1.2	±0.1	
USAFA	100	±1	97	1	1	1	0	±1	1.1	±0.1	
First-Year	100	±0	97	2	1	0	0	±2	1.0	±0.1	
Second-Year	99	±1	96	2	1	1	0	±2	1.1	±0.1	
Third-Year	100	±1	97	1	0	1	1	±2	1.1	±0.1	
Fourth-Year	100	±0	97	2	1	0	0	±2	1.0	±0.1	
Experienced USC	100	±0	NR	NR	NR	NR	NR		1.3	±0.5	
Experienced SH	100	±0	89	4	3	3	1	±5	1.2	±0.1	

Note. Percent responding are students who answered the question.
 NR: Not reportable

19. How often since June 2005 have you been in situations involving persons assigned to your Academy, including students and military/civilian personnel, where one or more of these individuals (of either gender)...

k. Made you feel like you were being bribed with some sort of reward or special treatment to engage in sexual behavior?

1. Never
 2. Once or twice
 3. Sometimes
 4. Often
 5. Very often

	Percent Responding		Percentages					Max ME	Average Frequency		
			1	2	3	4	5				
TOTAL	100	±1	97	1	1	0	0	±1	1.1	±0.1	
USMA	100	±0	97	1	1	0	0	±1	1.1	±0.1	
USNA	100	±1	98	1	1	0	0	±1	1.0	±0.1	
USAFA	100	±1	97	2	1	0	0	±1	1.0	±0.1	
CLASS											
First-Year	100	±0	98	1	1	0	0	±1	1.0	±0.1	
Second-Year	100	±1	97	2	1	0	0	±1	1.1	±0.1	
Third-Year	100	±1	98	1	1	0	0	±1	1.0	±0.1	
Fourth-Year	100	±1	97	2	1	0	0	±1	1.1	±0.1	
GENDER											
Female	100	±0	93	4	2	0	1	±1	1.1	±0.1	
Male	100	±1	98	1	1	0	0	±1	1.0	±0.1	
EXPERIENCED BEHAVIORS											
Not Experienced USC	100	±1	98	1	1	0	0	±1	1.0	±0.1	
Experienced USC	100	±0	78	9	8	2	3	±5	1.4	±0.1	■
Unwanted Touching	100	±0	90	3	4	3	0	±7	1.2	±0.2	■
Attempted SA	100	±0	62	20	7	0	11	±7	1.8	±0.2	■
Completed SA	100	±0	67	13	15	2	3	±11	1.6	±0.3	■
Not Experienced SH	100	±1	99	1	0	0	0	±1	1.0	±0.1	
Experienced SH	100	±0	90	5	4	1	1	±2	1.2	±0.1	■
FEMALE											
First-Year	100	±0	96	2	1	0	1	±1	1.1	±0.1	
Second-Year	100	±0	93	4	1	0	1	±1	1.1	±0.1	
Third-Year	100	±0	92	4	2	1	0	±1	1.1	±0.1	
Fourth-Year	100	±0	92	5	2	0	1	±1	1.1	±0.1	
Not Experienced USC	100	±0	95	3	1	0	0	±1	1.1	±0.1	
Experienced USC	100	±0	73	14	7	2	3	±3	1.5	±0.1	■
Unwanted Touching	100	±0	88	6	4	1	0	±4	1.2	±0.1	■
Attempted SA	100	±0	57	23	8	0	13	±5	1.9	±0.2	■
Completed SA	100	±0	73	13	11	4	0	±4	1.5	±0.1	■
Not Experienced SH	100	±0	99	1	0	0	0	±1	1.0	±0.1	
Experienced SH	100	±0	88	7	3	1	1	±1	1.2	±0.1	■
USMA	100	±0	89	5	2	1	2	±1	1.2	±0.1	■
First-Year	100	±0	94	4	2	0	1	±3	1.1	±0.1	
Second-Year	100	±0	86	5	3	2	4	±3	1.3	±0.1	■
Third-Year	100	±0	89	6	1	3	1	±2	1.2	±0.1	■
Fourth-Year	100	±0	91	5	2	1	1	±1	1.2	±0.1	■
Experienced USC	100	±0	64	13	7	5	11	±5	1.9	±0.2	■
Unwanted Touching	100	±0	85	5	5	5	0	±7	1.3	±0.2	■
Attempted SA	100	±0	45	22	0	0	33	±9	2.6	±0.3	■
Completed SA	100	±0	67	0	20	13	0	±7	1.8	±0.2	■
Experienced SH	100	±0	84	7	4	2	3	±2	1.3	±0.1	■

Note: Percent responding are students who answered the question.

19k. Continued	Percent Responding		Percentages					Max ME	Average Frequency		
			1	2	3	4	5				
USNA	100	±0	95	3	1	0	0	±1	1.1	±0.1	
First-Year	100	±0	96	2	1	0	1	±2	1.1	±0.1	
Second-Year	100	±0	95	3	1	0	0	±1	1.1	±0.1	
Third-Year	100	±0	96	2	2	0	0	±1	1.1	±0.1	
Fourth-Year	100	±0	95	4	0	0	0	±1	1.1	±0.1	
Experienced USC	100	±0	88	9	4	0	0	±3	1.2	±0.1	
Unwanted Touching	100	±0	95	0	5	0	0	±6	1.1	±0.1	
Attempted SA	100	±0	69	25	6	0	0	±7	1.4	±0.1	
Completed SA	100	±0	95	5	0	0	0	±3	1.1	±0.1	
Experienced SH	100	±0	92	5	2	0	0	±1	1.1	±0.1	
USAFA	100	±0	93	4	2	0	0	±1	1.1	±0.1	
First-Year	100	±0	98	1	1	0	0	±2	1.0	±0.1	
Second-Year	100	±0	97	3	0	0	0	±2	1.0	±0.1	
Third-Year	100	±0	90	5	3	1	1	±2	1.2	±0.1	
Fourth-Year	100	±0	89	7	4	0	0	±2	1.1	±0.1	
Experienced USC	100	±0	69	19	11	2	0	±5	1.5	±0.1	
Unwanted Touching	100	±0	85	12	4	0	0	±7	1.2	±0.1	
Attempted SA	100	±0	59	21	20	NR	NR	±11	1.6	±0.2	
Completed SA	100	±0	58	28	14	0	0	±9	1.6	±0.2	
Experienced SH	100	±0	87	9	4	0	0	±2	1.2	±0.1	
MALE											
First-Year	100	±0	98	1	1	0	0	±1	1.0	±0.1	
Second-Year	100	±1	98	1	1	0	0	±1	1.0	±0.1	
Third-Year	100	±1	99	0	0	0	0	±1	1.0	±0.1	
Fourth-Year	100	±1	98	1	1	0	0	±2	1.0	±0.1	
Not Experienced USC	100	±1	98	1	1	0	0	±1	1.0	±0.1	
Experienced USC	100	±0	85	NR	8	NR	2	±13	1.3	±0.3	
Not Experienced SH	100	±1	99	1	0	0	0	±1	1.0	±0.1	
Experienced SH	100	±0	92	3	4	1	1	±3	1.2	±0.1	
USMA	100	±0	98	1	1	0	0	±1	1.0	±0.1	
First-Year	100	±0	98	0	1	0	0	±3	1.0	±0.1	
Second-Year	100	±0	98	1	0	0	0	±2	1.0	±0.1	
Third-Year	100	±0	100	0	0	0	0	±2	1.0	±0.1	
Fourth-Year	100	±0	97	1	2	1	0	±3	1.1	±0.1	
Experienced USC	100	±0	NR	NR	NR	NR	NR		1.4	±0.5	
Experienced SH	100	±0	91	4	3	2	NR	±7	1.2	±0.2	
USNA	100	±1	98	1	1	0	0	±1	1.0	±0.1	
First-Year	100	±0	98	1	1	0	0	±3	1.0	±0.1	
Second-Year	100	±0	97	1	1	0	0	±3	1.0	±0.1	
Third-Year	100	±0	99	0	0	0	0	±2	1.0	±0.1	
Fourth-Year	100	±1	98	0	1	0	0	±2	1.0	±0.1	
Experienced USC	100	±0	NR	NR	NR	NR	NR		1.4	±0.4	
Experienced SH	100	±0	91	3	4	1	1	±6	1.2	±0.1	
USAFA	100	±1	98	1	1	0	0	±1	1.0	±0.1	
First-Year	100	±0	98	1	1	0	0	±2	1.0	±0.1	
Second-Year	100	±1	97	1	1	0	0	±2	1.0	±0.1	
Third-Year	99	±1	98	1	1	1	1	±2	1.1	±0.1	
Fourth-Year	100	±0	98	1	1	0	0	±2	1.0	±0.1	
Experienced USC	100	±0	NR	NR	NR	NR	NR		1.3	±0.5	
Experienced SH	100	±0	93	2	4	1	1	±4	1.1	±0.1	

Note. Percent responding are students who answered the question.
 NR: Not reportable

19. How often since June 2005 have you been in situations involving persons assigned to your Academy, including students and military/civilian personnel, where one or more of these individuals (of either gender)...

I. Made you feel threatened with some sort of retaliation for not being sexually cooperative?

- 1. Never
- 2. Once or twice
- 3. Sometimes
- 4. Often
- 5. Very often

	Percent Responding		Percentages					Max ME	Average Frequency		
			1	2	3	4	5				
TOTAL	100	±1	98	1	1	0	0	±1	1.0	±0.1	
USMA	100	±0	97	1	1	0	0	±1	1.0	±0.1	
USNA	100	±1	98	1	1	0	0	±1	1.0	±0.1	
USAFA	100	±1	98	1	1	0	0	±1	1.0	±0.1	
CLASS											
First-Year	100	±0	98	1	1	0	0	±1	1.0	±0.1	
Second-Year	100	±1	97	1	1	0	0	±1	1.0	±0.1	
Third-Year	100	±1	98	1	0	0	0	±1	1.0	±0.1	
Fourth-Year	100	±1	98	1	1	0	0	±1	1.0	±0.1	
GENDER											
Female	100	±0	96	3	1	0	0	±1	1.1	±0.1	
Male	100	±1	98	1	1	0	0	±1	1.0	±0.1	
EXPERIENCED BEHAVIORS											
Not Experienced USC	100	±1	98	1	1	0	0	±1	1.0	±0.1	
Experienced USC	99	±2	82	12	2	2	2	±5	1.3	±0.2	■
Unwanted Touching	98	±4	93	2	3	0	2	±8	1.2	±0.2	■
Attempted SA	100	±0	70	22	4	2	2	±7	1.4	±0.1	■
Completed SA	100	±0	71	21	0	5	3	±12	1.5	±0.3	■
Not Experienced SH	100	±1	99	1	0	0	0	±1	1.0	±0.1	
Experienced SH	100	±1	93	3	3	1	1	±2	1.1	±0.1	■
FEMALE											
First-Year	100	±0	98	1	0	0	0	±1	1.0	±0.1	
Second-Year	100	±0	94	3	2	0	0	±1	1.1	±0.1	■
Third-Year	100	±0	95	3	1	1	0	±1	1.1	±0.1	■
Fourth-Year	100	±0	96	3	1	1	0	±1	1.1	±0.1	■
Not Experienced USC	100	±0	97	2	1	0	0	±1	1.0	±0.1	
Experienced USC	100	±0	82	14	2	2	1	±3	1.2	±0.1	■
Unwanted Touching	100	±0	94	4	2	0	0	±3	1.1	±0.1	■
Attempted SA	100	±0	66	25	4	2	2	±5	1.5	±0.1	■
Completed SA	100	±0	85	13	0	2	0	±4	1.2	±0.1	■
Not Experienced SH	100	±0	99	1	0	0	0	±1	1.0	±0.1	
Experienced SH	100	±0	93	4	1	1	0	±1	1.1	±0.1	■
USMA	100	±0	93	4	1	1	1	±1	1.1	±0.1	■
First-Year	100	±0	98	1	0	1	0	±2	1.0	±0.1	
Second-Year	100	±0	88	6	5	0	2	±3	1.2	±0.1	■
Third-Year	100	±0	93	5	1	1	0	±2	1.1	±0.1	■
Fourth-Year	100	±0	95	3	0	1	1	±1	1.1	±0.1	■
Experienced USC	100	±0	72	21	2	3	2	±4	1.4	±0.1	■
Unwanted Touching	100	±0	90	10	0	0	0	±6	1.1	±0.1	■
Attempted SA	100	±0	56	28	6	5	6	±9	1.8	±0.2	■
Completed SA	100	±0	74	20	0	6	0	±7	1.4	±0.1	■
Experienced SH	100	±0	90	6	2	2	1	±2	1.2	±0.1	■

Note. Percent responding are students who answered the question.

19l. Continued	Percent Responding		Percentages					Max ME	Average Frequency		
			1	2	3	4	5				
USNA	100	±0	96	3	1	0	0	±1	1.0	±0.1	
First-Year	100	±0	98	2	1	0	0	±2	1.0	±0.1	
Second-Year	100	±0	96	3	1	0	0	±1	1.1	±0.1	
Third-Year	100	±0	97	2	0	0	0	±1	1.0	±0.1	
Fourth-Year	100	±0	96	3	0	1	0	±1	1.1	±0.1	
Experienced USC	100	±0	91	7	2	0	0	±3	1.1	±0.1	
Unwanted Touching	100	±0	91	4	5	0	0	±6	1.1	±0.1	
Attempted SA	100	±0	82	18	0	0	0	±5	1.2	±0.1	
Completed SA	100	±0	100	0	0	0	0	±0	1.0	±0.0	
Experienced SH	100	±0	95	4	1	0	0	±1	1.1	±0.1	
USAFA	100	±0	97	2	1	0	0	±1	1.0	±0.1	
First-Year	100	±0	99	1	0	0	0	±2	1.0	±0.1	
Second-Year	100	±0	98	2	0	0	0	±2	1.0	±0.1	
Third-Year	100	±0	96	3	1	1	0	±2	1.1	±0.1	
Fourth-Year	100	±0	96	3	2	0	0	±1	1.1	±0.1	
Experienced USC	100	±0	84	13	2	2	0	±5	1.2	±0.1	
Unwanted Touching	100	±0	100	0	0	0	0	±0	1.0	±0.0	
Attempted SA	100	±0	64	30	7	NR	NR	±12	1.4	±0.2	
Completed SA	100	±0	81	19	0	0	0	±7	1.2	±0.1	
Experienced SH	100	±0	95	4	1	0	0	±1	1.1	±0.1	
MALE											
First-Year	100	±0	98	1	1	0	0	±2	1.0	±0.1	
Second-Year	100	±1	98	1	1	0	0	±1	1.0	±0.1	
Third-Year	100	±1	99	1	0	0	0	±1	1.0	±0.1	
Fourth-Year	100	±1	98	1	1	0	0	±2	1.0	±0.1	
Not Experienced USC	100	±1	98	1	1	0	0	±1	1.0	±0.1	
Experienced USC	97	±5	81	8	NR	NR	5	±13	1.4	±0.3	
Not Experienced SH	100	±1	99	1	0	0	0	±1	1.0	±0.1	
Experienced SH	100	±1	92	2	4	1	1	±3	1.2	±0.1	
USMA	100	±0	98	1	1	0	0	±1	1.0	±0.1	
First-Year	100	±0	98	0	1	0	0	±3	1.0	±0.1	
Second-Year	100	±0	98	1	0	0	0	±2	1.0	±0.1	
Third-Year	100	±0	99	1	0	0	0	±3	1.0	±0.1	
Fourth-Year	100	±0	97	2	1	0	0	±3	1.0	±0.1	
Experienced USC	100	±0	NR	NR	NR	NR	NR		1.1	±0.2	
Experienced SH	100	±0	94	1	5	NR	NR	±6	1.1	±0.1	
USNA	100	±1	98	1	1	0	0	±1	1.0	±0.1	
First-Year	100	±0	97	1	1	0	0	±3	1.1	±0.1	
Second-Year	100	±0	98	1	1	0	0	±3	1.0	±0.1	
Third-Year	100	±0	99	1	0	0	0	±2	1.0	±0.1	
Fourth-Year	99	±1	98	0	1	0	0	±3	1.0	±0.1	
Experienced USC	93	±12	NR	NR	NR	NR	NR		1.8	±0.6	
Experienced SH	99	±2	90	4	3	1	2	±6	1.2	±0.2	
USAFA	100	±1	98	1	1	0	0	±1	1.0	±0.1	
First-Year	100	±0	98	1	1	0	0	±2	1.0	±0.1	
Second-Year	100	±1	98	1	1	0	0	±2	1.0	±0.1	
Third-Year	100	±1	98	0	1	1	1	±2	1.1	±0.1	
Fourth-Year	100	±0	98	1	0	0	0	±2	1.0	±0.1	
Experienced USC	100	±0	NR	NR	NR	NR	NR		1.3	±0.5	
Experienced SH	100	±0	93	1	4	1	1	±4	1.1	±0.1	

Note. Percent responding are students who answered the question.
 NR: Not reportable

19. How often since June 2005 have you been in situations involving persons assigned to your Academy, including students and military/civilian personnel, where one or more of these individuals (of either gender)...
 m. Touched you in a way that made you feel uncomfortable?

1. Never
 2. Once or twice
 3. Sometimes
 4. Often
 5. Very often

	Percent Responding		Percentages					Max ME	Average Frequency		
			1	2	3	4	5				
TOTAL	100	±1	93	5	2	0	0	±1	1.1	±0.1	
USMA	100	±1	93	4	2	1	0	±1	1.1	±0.1	
USNA	100	±1	93	5	2	0	0	±1	1.1	±0.1	
USAFA	100	±1	92	5	2	0	0	±1	1.1	±0.1	
CLASS											
First-Year	100	±1	94	4	2	0	0	±2	1.1	±0.1	
Second-Year	100	±1	93	5	1	0	0	±1	1.1	±0.1	
Third-Year	100	±1	92	6	1	0	0	±2	1.1	±0.1	
Fourth-Year	100	±1	91	6	2	1	0	±2	1.1	±0.1	
GENDER											
Female	100	±0	80	14	5	1	1	±1	1.3	±0.1	■
Male	100	±1	95	3	1	0	0	±1	1.1	±0.1	
EXPERIENCED BEHAVIORS											
Not Experienced USC	100	±1	94	4	1	0	0	±1	1.1	±0.1	
Experienced USC	100	±0	28	39	23	5	5	±6	2.2	±0.2	■
Unwanted Touching	100	±0	21	47	27	1	3	±9	2.2	±0.2	■
Attempted SA	100	±0	35	34	12	11	7	±10	2.2	±0.2	■
Completed SA	100	±0	34	31	20	7	8	±12	2.2	±0.4	■
Not Experienced SH	100	±1	97	2	1	0	0	±1	1.0	±0.1	
Experienced SH	100	±0	72	17	7	2	1	±2	1.4	±0.1	■
FEMALE											
First-Year	100	±0	85	10	4	1	1	±2	1.2	±0.1	■
Second-Year	100	±0	81	14	4	1	0	±2	1.3	±0.1	■
Third-Year	100	±0	78	16	5	1	0	±2	1.3	±0.1	■
Fourth-Year	100	±1	77	15	6	1	1	±1	1.3	±0.1	■
Not Experienced USC	100	±0	85	11	3	0	0	±1	1.2	±0.1	■
Experienced USC	100	±0	30	40	20	6	4	±3	2.1	±0.1	■
Unwanted Touching	100	±0	27	47	20	3	3	±5	2.1	±0.1	■
Attempted SA	100	±0	33	32	14	13	8	±5	2.3	±0.2	■
Completed SA	100	±0	31	40	24	4	2	±5	2.1	±0.1	■
Not Experienced SH	100	±0	95	5	1	0	0	±1	1.1	±0.1	■
Experienced SH	100	±0	67	22	8	2	1	±2	1.5	±0.1	■
USMA	100	±0	76	16	6	2	1	±2	1.4	±0.1	■
First-Year	100	±0	79	12	6	3	1	±4	1.3	±0.1	■
Second-Year	100	±0	77	14	7	2	1	±3	1.4	±0.1	■
Third-Year	100	±0	73	20	4	2	1	±3	1.4	±0.1	■
Fourth-Year	100	±0	74	17	6	1	2	±2	1.4	±0.1	■
Experienced USC	100	±0	16	45	23	11	5	±5	2.4	±0.1	■
Unwanted Touching	100	±0	20	52	19	5	4	±8	2.2	±0.2	■
Attempted SA	100	±0	6	39	22	23	11	±9	2.9	±0.2	■
Completed SA	100	±0	19	48	27	6	0	±8	2.2	±0.1	■
Experienced SH	100	±0	64	23	9	3	2	±2	1.6	±0.1	■

Note. Percent responding are students who answered the question.

19m. Continued	Percent Responding		Percentages					Max ME	Average Frequency		
			1	2	3	4	5				
USNA	100	±0	81	13	5	1	0	±1	1.3	±0.1	
First-Year	100	±0	87	8	5	0	0	±3	1.2	±0.1	
Second-Year	100	±0	78	17	4	1	1	±2	1.3	±0.1	
Third-Year	100	±0	81	11	6	1	0	±2	1.3	±0.1	
Fourth-Year	100	±0	80	13	6	0	0	±1	1.3	±0.1	
Experienced USC	100	±0	39	35	23	2	2	±4	1.9	±0.1	
Unwanted Touching	100	±0	30	39	27	4	0	±6	2.1	±0.1	
Attempted SA	100	±0	50	31	12	0	6	±7	1.8	±0.2	
Completed SA	100	±0	39	34	27	0	0	±7	1.9	±0.1	
Experienced SH	100	±0	70	20	9	1	0	±2	1.4	±0.1	
USAFA	100	±1	82	14	3	1	0	±2	1.2	±0.1	
First-Year	100	±0	88	10	2	0	1	±4	1.2	±0.1	
Second-Year	100	±0	86	11	2	1	0	±3	1.2	±0.1	
Third-Year	100	±0	78	17	4	1	0	±3	1.3	±0.1	
Fourth-Year	99	±1	76	17	5	1	1	±2	1.3	±0.1	
Experienced USC	100	±0	36	39	14	6	5	±6	2.1	±0.2	
Unwanted Touching	100	±0	32	49	15	0	5	±9	2.0	±0.2	
Attempted SA	100	±0	50	23	7	14	7	±12	2.0	±0.3	
Completed SA	100	±0	32	40	19	5	5	±10	2.1	±0.2	
Experienced SH	100	±1	68	24	6	1	1	±3	1.4	±0.1	
MALE											
First-Year	100	±1	95	3	1	0	0	±2	1.1	±0.1	
Second-Year	100	±1	96	3	1	0	0	±2	1.1	±0.1	
Third-Year	100	±1	95	3	1	0	0	±2	1.1	±0.1	
Fourth-Year	100	±1	94	4	1	0	0	±2	1.1	±0.1	
Not Experienced USC	100	±1	96	3	1	0	0	±1	1.1	±0.1	
Experienced USC	100	±0	24	38	27	NR	7	±14	2.3	±0.3	
Not Experienced SH	100	±1	97	2	1	0	0	±1	1.0	±0.1	
Experienced SH	100	±0	78	13	7	1	2	±4	1.4	±0.1	
USMA	100	±1	96	2	1	0	0	±2	1.1	±0.1	
First-Year	100	±0	97	2	1	0	0	±3	1.1	±0.1	
Second-Year	100	±0	98	1	1	0	0	±2	1.0	±0.1	
Third-Year	100	±0	96	3	1	0	0	±3	1.0	±0.1	
Fourth-Year	100	±1	94	4	2	1	0	±4	1.1	±0.1	
Experienced USC	100	±0	NR	NR	NR	NR	NR		2.1	±0.5	
Experienced SH	100	±0	76	15	7	2	NR	±9	1.4	±0.2	
USNA	100	±1	95	4	1	0	0	±2	1.1	±0.1	
First-Year	100	±0	94	3	2	0	1	±3	1.1	±0.1	
Second-Year	100	±1	95	4	1	0	0	±3	1.1	±0.1	
Third-Year	100	±0	96	4	0	0	0	±3	1.1	±0.1	
Fourth-Year	99	±1	94	4	1	0	0	±3	1.1	±0.1	
Experienced USC	100	±0	NR	NR	NR	NR	NR		2.4	±0.6	
Experienced SH	100	±0	81	11	5	0	3	±7	1.3	±0.2	
USAFA	100	±1	94	3	2	0	0	±2	1.1	±0.1	
First-Year	100	±1	95	3	2	0	0	±2	1.1	±0.1	
Second-Year	100	±1	94	3	2	0	1	±3	1.1	±0.1	
Third-Year	100	±1	95	3	1	1	1	±3	1.1	±0.1	
Fourth-Year	100	±0	94	4	2	0	0	±3	1.1	±0.1	
Experienced USC	100	±0	NR	NR	NR	NR	NR		2.4	±0.5	
Experienced SH	100	±0	76	13	8	2	2	±6	1.4	±0.2	

Note. Percent responding are students who answered the question.
 NR: Not reportable

19. How often since June 2005 have you been in situations involving persons assigned to your Academy, including students and military/civilian personnel, where one or more of these individuals (of either gender)...

n. Intentionally cornered you or leaned over you in a sexual way?

1. Never
 2. Once or twice
 3. Sometimes
 4. Often
 5. Very often

	Percent Responding		Percentages					Max ME	Average Frequency		
			1	2	3	4	5				
TOTAL	100	±1	95	3	1	0	0	±1	1.1	±0.1	
USMA	100	±1	95	3	1	0	0	±1	1.1	±0.1	
USNA	100	±1	94	4	1	0	0	±1	1.1	±0.1	
USAFA	100	±1	95	3	1	0	0	±1	1.1	±0.1	
CLASS											
First-Year	100	±1	96	3	1	0	0	±1	1.1	±0.1	
Second-Year	100	±1	95	3	1	0	0	±1	1.1	±0.1	
Third-Year	100	±1	94	4	1	0	0	±1	1.1	±0.1	
Fourth-Year	100	±1	94	3	2	0	0	±1	1.1	±0.1	
GENDER											
Female	100	±0	84	11	3	1	1	±1	1.2	±0.1	
Male	100	±1	97	2	1	0	0	±1	1.1	±0.1	
EXPERIENCED BEHAVIORS											
Not Experienced USC	100	±1	96	3	1	0	0	±1	1.1	±0.1	
Experienced USC	100	±0	52	24	15	4	5	±6	1.9	±0.2	
Unwanted Touching	100	±0	57	20	19	1	3	±9	1.7	±0.2	
Attempted SA	100	±0	49	29	7	6	9	±9	2.0	±0.2	
Completed SA	100	±0	43	29	15	8	4	±11	2.0	±0.3	
Not Experienced SH	100	±1	98	1	0	0	0	±1	1.0	±0.1	
Experienced SH	100	±1	80	12	5	1	1	±2	1.3	±0.1	
FEMALE											
First-Year	100	±0	90	8	1	1	1	±2	1.1	±0.1	
Second-Year	100	±0	86	10	2	1	0	±2	1.2	±0.1	
Third-Year	100	±1	82	14	4	1	1	±2	1.3	±0.1	
Fourth-Year	100	±0	82	12	5	1	1	±1	1.3	±0.1	
Not Experienced USC	100	±0	88	9	2	0	0	±1	1.2	±0.1	
Experienced USC	100	±0	46	33	11	5	5	±3	1.9	±0.1	
Unwanted Touching	100	±0	51	31	13	3	2	±5	1.7	±0.1	
Attempted SA	100	±0	42	33	8	7	10	±5	2.1	±0.2	
Completed SA	100	±0	44	37	11	5	2	±5	1.8	±0.1	
Not Experienced SH	100	±1	96	4	1	0	0	±1	1.1	±0.1	
Experienced SH	100	±0	75	17	5	1	1	±1	1.4	±0.1	
USMA	100	±1	81	12	4	1	1	±2	1.3	±0.1	
First-Year	100	±0	87	9	2	1	1	±3	1.2	±0.1	
Second-Year	100	±0	79	12	5	2	1	±3	1.3	±0.1	
Third-Year	99	±1	78	16	4	1	1	±3	1.3	±0.1	
Fourth-Year	100	±0	82	10	6	1	1	±2	1.3	±0.1	
Experienced USC	100	±0	36	36	12	9	7	±5	2.2	±0.2	
Unwanted Touching	100	±0	48	33	9	10	0	±8	1.8	±0.2	
Attempted SA	100	±0	17	39	11	12	22	±9	2.8	±0.3	
Completed SA	100	±0	40	41	13	6	0	±8	1.9	±0.2	
Experienced SH	100	±0	72	17	7	2	2	±2	1.4	±0.1	

Note. Percent responding are students who answered the question.

19n. Continued	Percent Responding		Percentages					Max ME	Average Frequency		
			1	2	3	4	5				
USNA	100	±0	84	12	3	1	0	±1	1.2	±0.1	
First-Year	100	±0	91	7	2	1	0	±3	1.1	±0.1	
Second-Year	100	±0	85	12	3	1	1	±2	1.2	±0.1	
Third-Year	100	±0	82	13	3	0	0	±2	1.2	±0.1	
Fourth-Year	100	±0	82	13	4	0	0	±1	1.2	±0.1	
Experienced USC	100	±0	50	40	9	0	2	±4	1.6	±0.1	
Unwanted Touching	100	±0	48	35	18	0	0	±6	1.7	±0.1	
Attempted SA	100	±0	50	37	6	0	6	±7	1.7	±0.2	
Completed SA	100	±0	51	49	0	0	0	±7	1.5	±0.1	
Experienced SH	100	±0	75	18	5	1	1	±2	1.3	±0.1	
USAFA	100	±0	87	10	2	1	0	±2	1.2	±0.1	
First-Year	100	±0	91	7	1	0	1	±4	1.1	±0.1	
Second-Year	100	±0	92	7	0	1	0	±2	1.1	±0.1	
Third-Year	100	±0	84	12	3	1	1	±3	1.2	±0.1	
Fourth-Year	100	±0	82	12	5	1	1	±2	1.3	±0.1	
Experienced USC	100	±0	53	25	12	5	5	±6	1.8	±0.2	
Unwanted Touching	100	±0	57	27	11	0	5	±9	1.7	±0.3	
Attempted SA	100	±0	65	22	7	7	NR	±11	1.6	±0.2	
Completed SA	100	±0	42	25	19	9	5	±10	2.1	±0.2	
Experienced SH	100	±0	77	17	4	1	1	±2	1.3	±0.1	
MALE											
First-Year	100	±1	97	2	1	0	0	±2	1.1	±0.1	
Second-Year	100	±1	97	2	1	0	0	±2	1.0	±0.1	
Third-Year	100	±1	97	2	1	0	0	±2	1.1	±0.1	
Fourth-Year	100	±1	97	1	1	0	0	±2	1.1	±0.1	
Not Experienced USC	100	±1	97	2	1	0	0	±1	1.0	±0.1	
Experienced USC	100	±0	61	10	22	NR	5	±14	1.8	±0.3	
Not Experienced SH	100	±1	98	1	0	0	0	±1	1.0	±0.1	
Experienced SH	100	±1	86	7	6	1	2	±4	1.3	±0.1	
USMA	100	±1	97	1	1	0	0	±1	1.0	±0.1	
First-Year	100	±0	97	1	1	0	0	±3	1.0	±0.1	
Second-Year	100	±1	98	1	0	0	0	±2	1.0	±0.1	
Third-Year	100	±0	98	1	1	0	0	±3	1.0	±0.1	
Fourth-Year	100	±0	97	1	2	0	0	±3	1.1	±0.1	
Experienced USC	100	±0	NR	NR	NR	NR	NR		1.7	±0.6	
Experienced SH	100	±0	85	7	7	1	NR	±8	1.3	±0.2	
USNA	100	±1	97	2	1	0	0	±2	1.1	±0.1	
First-Year	100	±0	96	2	2	0	1	±3	1.1	±0.1	
Second-Year	100	±0	96	3	1	0	0	±3	1.0	±0.1	
Third-Year	100	±1	98	2	0	0	0	±3	1.0	±0.1	
Fourth-Year	100	±1	96	2	1	0	0	±3	1.1	±0.1	
Experienced USC	100	±0	NR	NR	NR	NR	NR		2.1	±0.5	
Experienced SH	100	±0	86	7	5	0	2	±6	1.3	±0.2	
USAFA	100	±1	97	2	1	0	0	±1	1.1	±0.1	
First-Year	100	±1	97	2	1	0	0	±2	1.0	±0.1	
Second-Year	100	±1	97	1	1	0	1	±2	1.1	±0.1	
Third-Year	99	±1	96	2	1	1	1	±3	1.1	±0.1	
Fourth-Year	100	±0	98	1	1	0	0	±2	1.0	±0.1	
Experienced USC	100	±0	NR	NR	NR	NR	NR		1.6	±0.5	
Experienced SH	99	±1	86	6	5	1	2	±5	1.3	±0.1	

Note. Percent responding are students who answered the question.
 NR: Not reportable

19. How often since June 2005 have you been in situations involving persons assigned to your Academy, including students and military/civilian personnel, where one or more of these individuals (of either gender)...

o. Treated you badly for refusing to have sex?

1. Never
 2. Once or twice
 3. Sometimes
 4. Often
 5. Very often

	Percent Responding		Percentages					Max ME	Average Frequency		
			1	2	3	4	5				
TOTAL	100	±1	98	1	1	0	0	±1	1.0	±0.1	
USMA	100	±1	97	1	1	0	0	±1	1.0	±0.1	
USNA	100	±1	98	1	1	0	0	±1	1.0	±0.1	
USAFA	100	±1	98	1	1	0	0	±1	1.0	±0.1	
CLASS											
First-Year	100	±1	98	1	1	0	0	±1	1.0	±0.1	
Second-Year	100	±1	98	2	1	0	0	±1	1.0	±0.1	
Third-Year	100	±1	98	1	0	0	0	±1	1.0	±0.1	
Fourth-Year	100	±1	98	1	1	0	0	±1	1.0	±0.1	
GENDER											
Female	100	±0	95	4	1	0	0	±1	1.1	±0.1	
Male	100	±1	98	1	0	0	0	±1	1.0	±0.1	
EXPERIENCED BEHAVIORS											
Not Experienced USC	100	±1	98	1	0	0	0	±1	1.0	±0.1	
Experienced USC	100	±0	75	14	6	2	3	±5	1.4	±0.2	■
Unwanted Touching	100	±0	85	6	6	0	3	±8	1.3	±0.2	■
Attempted SA	100	±0	65	22	4	4	5	±7	1.6	±0.2	■
Completed SA	100	±0	64	24	7	2	3	±11	1.6	±0.3	■
Not Experienced SH	100	±1	99	1	0	0	0	±1	1.0	±0.1	
Experienced SH	100	±1	92	4	3	1	1	±2	1.1	±0.1	
FEMALE											
First-Year	100	±0	96	2	2	0	1	±2	1.1	±0.1	
Second-Year	100	±1	94	4	2	1	0	±1	1.1	±0.1	
Third-Year	100	±0	94	4	1	0	0	±1	1.1	±0.1	
Fourth-Year	100	±0	94	5	0	0	1	±1	1.1	±0.1	
Not Experienced USC	100	±0	97	2	1	0	0	±1	1.0	±0.1	
Experienced USC	100	±0	72	18	5	3	2	±3	1.5	±0.1	■
Unwanted Touching	100	±0	87	7	4	0	2	±4	1.2	±0.1	■
Attempted SA	100	±0	61	25	4	4	6	±5	1.7	±0.2	■
Completed SA	100	±0	69	24	4	4	0	±5	1.4	±0.1	■
Not Experienced SH	100	±0	99	1	0	0	0	±1	1.0	±0.1	
Experienced SH	100	±1	91	6	2	1	1	±1	1.1	±0.1	
USMA	100	±1	91	6	2	0	1	±1	1.1	±0.1	
First-Year	100	±0	93	4	3	0	1	±3	1.1	±0.1	
Second-Year	99	±1	88	6	4	1	1	±3	1.2	±0.1	
Third-Year	100	±0	91	7	1	1	0	±2	1.1	±0.1	
Fourth-Year	100	±0	92	7	0	0	1	±1	1.1	±0.1	
Experienced USC	100	±0	61	25	9	2	4	±5	1.6	±0.1	■
Unwanted Touching	100	±0	71	20	10	0	0	±8	1.4	±0.1	■
Attempted SA	100	±0	56	22	6	6	11	±9	1.9	±0.3	■
Completed SA	100	±0	59	33	8	0	0	±9	1.5	±0.2	■
Experienced SH	100	±1	87	8	3	1	1	±2	1.2	±0.1	

Note. Percent responding are students who answered the question.

19o. Continued	Percent Responding		Percentages					Max ME	Average Frequency		
			1	2	3	4	5				
USNA	100	±0	96	3	1	0	0	±1	1.1	±0.1	
First-Year	100	±0	97	2	2	0	0	±2	1.0	±0.1	
Second-Year	100	±0	95	2	1	1	0	±1	1.1	±0.1	
Third-Year	100	±0	95	3	2	0	0	±1	1.1	±0.1	
Fourth-Year	100	±0	97	3	0	0	0	±1	1.0	±0.1	
Experienced USC	100	±0	82	12	4	2	0	±3	1.2	±0.1	
Unwanted Touching	100	±0	91	4	5	0	0	±6	1.1	±0.1	
Attempted SA	100	±0	75	25	0	0	0	±6	1.2	±0.1	
Completed SA	100	±0	78	11	6	5	0	±6	1.4	±0.1	
Experienced SH	100	±0	93	4	2	1	0	±1	1.1	±0.1	
USAFA	100	±0	96	3	1	0	0	±1	1.1	±0.1	
First-Year	100	±0	97	1	1	0	1	±3	1.1	±0.1	
Second-Year	100	±0	96	3	1	0	0	±2	1.0	±0.1	
Third-Year	100	±0	97	2	1	1	0	±2	1.0	±0.1	
Fourth-Year	100	±0	94	5	0	1	1	±1	1.1	±0.1	
Experienced USC	100	±0	74	16	2	5	4	±5	1.5	±0.2	
Unwanted Touching	100	±0	95	0	0	0	5	±9	1.2	±0.2	
Attempted SA	100	±0	51	29	7	7	7	±11	1.9	±0.2	
Completed SA	100	±0	67	28	0	5	0	±8	1.4	±0.1	
Experienced SH	100	±0	92	5	1	1	1	±2	1.1	±0.1	
MALE											
First-Year	100	±1	98	1	1	0	0	±1	1.0	±0.1	
Second-Year	100	±1	98	1	0	0	0	±1	1.0	±0.1	
Third-Year	100	±1	99	1	0	0	0	±1	1.0	±0.1	
Fourth-Year	100	±1	98	1	1	0	0	±1	1.0	±0.1	
Not Experienced USC	100	±1	99	1	0	0	0	±1	1.0	±0.1	
Experienced USC	100	±0	79	8	8	NR	5	±13	1.4	±0.3	
Not Experienced SH	100	±1	99	1	0	0	0	±1	1.0	±0.1	
Experienced SH	100	±1	93	3	3	1	1	±3	1.1	±0.1	
USMA	100	±1	98	1	1	0	0	±1	1.0	±0.1	
First-Year	100	±1	98	0	1	0	0	±3	1.0	±0.1	
Second-Year	100	±0	99	0	0	0	0	±2	1.0	±0.1	
Third-Year	100	±1	100	0	0	0	0	±2	1.0	±0.1	
Fourth-Year	100	±1	97	2	1	0	0	±3	1.1	±0.1	
Experienced USC	100	±0	NR	NR	NR	NR	NR		1.5	±0.5	
Experienced SH	100	±0	91	3	4	1	1	±7	1.2	±0.2	
USNA	100	±1	98	1	0	0	0	±1	1.0	±0.1	
First-Year	100	±0	98	1	1	0	0	±3	1.0	±0.1	
Second-Year	100	±0	97	2	0	0	0	±3	1.0	±0.1	
Third-Year	100	±0	99	1	0	0	0	±2	1.0	±0.1	
Fourth-Year	100	±1	99	1	0	0	0	±2	1.0	±0.1	
Experienced USC	100	±0	NR	NR	NR	NR	NR		1.5	±0.5	
Experienced SH	100	±0	93	4	2	0	2	±5	1.1	±0.1	
USAFA	100	±1	98	1	1	0	0	±1	1.0	±0.1	
First-Year	100	±1	98	2	1	0	0	±2	1.0	±0.1	
Second-Year	100	±1	98	1	1	0	0	±2	1.0	±0.1	
Third-Year	99	±1	98	1	0	1	1	±2	1.1	±0.1	
Fourth-Year	100	±1	99	0	1	0	0	±2	1.0	±0.1	
Experienced USC	100	±0	NR	NR	NR	NR	NR		1.3	±0.5	
Experienced SH	99	±1	93	1	4	1	1	±4	1.1	±0.1	

Note. Percent responding are students who answered the question.
 NR: Not reportable

19. How often since June 2005 have you been in situations involving persons assigned to your Academy, including students and military/civilian personnel, where one or more of these individuals (of either gender)...
 p. Implied better leadership positions or better treatment if you were sexually cooperative?

1. Never
 2. Once or twice
 3. Sometimes
 4. Often
 5. Very often

	Percent Responding		Percentages					Max ME	Average Frequency	
			1	2	3	4	5			
TOTAL	100	±1	99	1	0	0	0	±1	1.0	±0.1
USMA	100	±0	99	0	0	0	0	±1	1.0	±0.1
USNA	100	±1	99	1	0	0	0	±1	1.0	±0.1
USAFA	100	±1	99	1	0	0	0	±1	1.0	±0.1
CLASS										
First-Year	100	±1	99	0	0	0	0	±1	1.0	±0.1
Second-Year	100	±0	99	1	0	0	0	±1	1.0	±0.1
Third-Year	100	±1	99	0	0	0	0	±1	1.0	±0.1
Fourth-Year	100	±1	99	1	0	0	0	±1	1.0	±0.1
GENDER										
Female	100	±0	98	1	0	0	0	±1	1.0	±0.1
Male	100	±1	99	0	0	0	0	±1	1.0	±0.1
EXPERIENCED BEHAVIORS										
Not Experienced USC	100	±1	99	0	0	0	0	±1	1.0	±0.1
Experienced USC	100	±0	94	3	0	0	2	±4	1.1	±0.1
Unwanted Touching	100	±0	97	1	0	0	2	±8	1.1	±0.2
Attempted SA	100	±0	91	5	2	2	0	±4	1.1	±0.1
Completed SA	100	±0	91	6	0	0	3	±11	1.2	±0.2
Not Experienced SH	100	±1	99	0	0	0	0	±1	1.0	±0.1
Experienced SH	100	±0	96	2	1	0	1	±2	1.1	±0.1
FEMALE										
First-Year	100	±0	99	0	0	1	0	±1	1.0	±0.1
Second-Year	100	±1	98	2	0	0	0	±1	1.0	±0.1
Third-Year	100	±0	99	1	1	0	0	±1	1.0	±0.1
Fourth-Year	100	±0	98	2	0	0	0	±1	1.0	±0.1
Not Experienced USC	100	±0	99	1	0	0	0	±1	1.0	±0.1
Experienced USC	100	±0	95	4	1	1	0	±2	1.1	±0.1
Unwanted Touching	100	±0	97	3	0	0	0	±3	1.0	±0.1
Attempted SA	100	±0	90	6	2	2	0	±4	1.2	±0.1
Completed SA	100	±0	96	4	0	0	0	±2	1.0	±0.1
Not Experienced SH	100	±1	99	1	0	0	0	±1	1.0	±0.1
Experienced SH	100	±0	98	1	1	0	0	±1	1.0	±0.1
USMA	100	±0	98	1	1	0	0	±1	1.0	±0.1
First-Year	100	±0	100	0	0	0	0	±0	1.0	±0.0
Second-Year	100	±0	98	1	2	0	0	±2	1.0	±0.1
Third-Year	100	±0	98	1	1	1	0	±1	1.0	±0.1
Fourth-Year	100	±0	98	1	1	0	1	±1	1.0	±0.1
Experienced USC	100	±0	97	2	2	0	0	±2	1.1	±0.1
Unwanted Touching	100	±0	100	0	0	0	0	±0	1.0	±0.0
Attempted SA	100	±0	95	0	5	0	0	±3	1.1	±0.1
Completed SA	100	±0	93	7	0	0	0	±7	1.1	±0.1
Experienced SH	100	±0	98	1	1	0	0	±1	1.0	±0.1

Note. Percent responding are students who answered the question.

19p. Continued	Percent Responding		Percentages					Max ME	Average Frequency		
			1	2	3	4	5				
USNA	100	±0	99	1	0	0	0	±1	1.0	±0.1	
First-Year	100	±0	98	0	0	2	0	±2	1.0	±0.1	
Second-Year	100	±0	99	1	0	0	0	±1	1.0	±0.1	
Third-Year	100	±0	99	0	1	0	0	±1	1.0	±0.1	
Fourth-Year	100	±0	98	1	0	0	0	±1	1.0	±0.1	
Experienced USC	100	±0	95	3	0	2	0	±3	1.1	±0.1	
Unwanted Touching	100	±0	100	0	0	0	0	±0	1.0	±0.0	
Attempted SA	100	±0	87	6	0	7	0	±8	1.3	±0.2	█
Completed SA	100	±0	95	5	0	0	0	±3	1.1	±0.1	
Experienced SH	100	±0	98	1	1	1	0	±1	1.0	±0.1	
USAFA	100	±1	98	2	0	0	0	±1	1.0	±0.1	
First-Year	100	±0	98	1	1	0	0	±2	1.0	±0.1	
Second-Year	99	±1	97	3	0	0	0	±2	1.0	±0.1	
Third-Year	100	±0	99	1	0	0	0	±1	1.0	±0.1	
Fourth-Year	100	±0	97	3	0	0	0	±1	1.0	±0.1	
Experienced USC	100	±0	94	6	0	0	0	±3	1.1	±0.1	
Unwanted Touching	100	±0	92	8	0	0	0	±6	1.1	±0.1	
Attempted SA	100	±0	87	13	NR	NR	NR	±8	1.1	±0.1	
Completed SA	100	±0	100	0	0	0	0	±0	1.0	±0.0	
Experienced SH	100	±0	97	3	0	0	0	±1	1.0	±0.1	
MALE											
First-Year	100	±1	99	0	0	0	0	±1	1.0	±0.1	
Second-Year	100	±0	99	1	0	0	0	±1	1.0	±0.1	
Third-Year	100	±1	99	0	0	0	0	±1	1.0	±0.1	
Fourth-Year	100	±1	99	0	0	0	0	±1	1.0	±0.1	
Not Experienced USC	100	±1	99	0	0	0	0	±1	1.0	±0.1	
Experienced USC	100	±0	93	3	NR	NR	5	±10	1.2	±0.3	█
Not Experienced SH	100	±1	99	0	0	0	0	±1	1.0	±0.1	
Experienced SH	100	±0	95	2	1	0	1	±3	1.1	±0.1	
USMA	100	±0	99	0	0	0	0	±1	1.0	±0.1	
First-Year	100	±0	99	0	0	0	0	±2	1.0	±0.1	
Second-Year	100	±0	99	0	0	0	0	±2	1.0	±0.1	
Third-Year	100	±0	100	0	0	0	0	±0	1.0	±0.0	
Fourth-Year	100	±0	99	0	0	0	0	±2	1.0	±0.1	
Experienced USC	100	±0	NR	NR	NR	NR	NR		1.0	±0.0	
Experienced SH	100	±0	97	2	NR	1	NR	±6	1.1	±0.1	
USNA	100	±1	99	0	0	0	0	±1	1.0	±0.1	
First-Year	100	±0	98	0	0	0	1	±2	1.0	±0.1	
Second-Year	100	±0	99	1	0	0	0	±2	1.0	±0.1	
Third-Year	100	±0	100	0	0	0	0	±0	1.0	±0.0	
Fourth-Year	99	±1	99	0	0	0	0	±2	1.0	±0.1	
Experienced USC	100	±0	NR	NR	NR	NR	NR		1.3	±0.5	█
Experienced SH	100	±0	96	2	1	0	2	±5	1.1	±0.1	
USAFA	100	±1	99	0	0	0	0	±1	1.0	±0.1	
First-Year	100	±1	99	1	1	0	0	±2	1.0	±0.1	
Second-Year	100	±0	99	0	0	0	0	±2	1.0	±0.1	
Third-Year	99	±1	98	1	0	1	1	±2	1.1	±0.1	
Fourth-Year	100	±1	99	0	1	0	0	±2	1.0	±0.1	
Experienced USC	100	±0	NR	NR	NR	NR	NR		1.3	±0.5	█
Experienced SH	100	±0	93	2	3	0	1	±4	1.1	±0.1	

Note. Percent responding are students who answered the question.
 NR: Not reportable

19. How often since June 2005 have you been in situations involving persons assigned to your Academy, including students and military/civilian personnel, where one or more of these individuals (of either gender)...

q. Made sexually suggestive comments, gestures, or looks (e.g., stared at your body)?

1. Never
4. Often

2. Once or twice
5. Very often

3. Sometimes

	Percent Responding		Percentages					Max ME	Average Frequency		
			1	2	3	4	5				
TOTAL	100	±1	88	7	4	1	1	±1	1.2	±0.1	
USMA	100	±0	89	6	4	1	0	±2	1.2	±0.1	
USNA	100	±1	87	8	3	1	1	±2	1.2	±0.1	
USAFA	100	±1	88	6	4	1	1	±1	1.2	±0.1	
CLASS											
First-Year	100	±1	90	6	3	1	1	±2	1.2	±0.1	
Second-Year	100	±1	88	7	4	1	0	±2	1.2	±0.1	
Third-Year	100	±1	88	8	3	1	0	±2	1.2	±0.1	
Fourth-Year	100	±1	88	6	4	1	1	±2	1.2	±0.1	
GENDER											
Female	100	±0	63	20	11	4	2	±1	1.6	±0.1	
Male	100	±1	93	4	2	0	0	±1	1.1	±0.1	
EXPERIENCED BEHAVIORS											
Not Experienced USC	100	±1	90	6	3	1	0	±1	1.2	±0.1	
Experienced USC	100	±0	36	26	17	14	7	±7	2.3	±0.2	
Unwanted Touching	100	±0	42	22	21	11	4	±10	2.1	±0.3	
Attempted SA	100	±0	21	26	20	24	9	±14	2.7	±0.3	
Completed SA	100	±0	33	32	11	13	10	±11	2.3	±0.3	
Not Experienced SH	100	±1	95	3	1	0	0	±1	1.1	±0.1	
Experienced SH	100	±0	58	21	13	5	2	±3	1.7	±0.1	
FEMALE											
First-Year	100	±0	70	18	7	3	2	±3	1.5	±0.1	
Second-Year	100	±1	63	20	12	4	2	±2	1.6	±0.1	
Third-Year	100	±0	60	23	11	5	1	±2	1.6	±0.1	
Fourth-Year	100	±1	59	20	14	5	2	±1	1.7	±0.1	
Not Experienced USC	100	±1	67	19	10	3	1	±1	1.5	±0.1	
Experienced USC	100	±0	21	32	24	15	8	±3	2.6	±0.1	
Unwanted Touching	100	±0	26	30	30	9	5	±5	2.4	±0.1	
Attempted SA	100	±0	11	29	23	27	10	±5	3.0	±0.2	
Completed SA	100	±0	23	36	17	13	11	±5	2.5	±0.2	
Not Experienced SH	100	±1	86	10	3	1	0	±1	1.2	±0.1	
Experienced SH	100	±0	43	29	18	7	3	±2	2.0	±0.1	
USMA	100	±0	56	22	14	6	2	±2	1.8	±0.1	
First-Year	100	±0	63	20	9	6	2	±4	1.6	±0.1	
Second-Year	100	±0	54	21	16	7	3	±4	1.9	±0.1	
Third-Year	100	±0	54	26	11	6	2	±3	1.8	±0.1	
Fourth-Year	100	±0	56	19	17	5	3	±2	1.8	±0.1	
Experienced USC	100	±0	14	35	18	19	13	±5	2.8	±0.2	
Unwanted Touching	100	±0	29	23	24	19	5	±8	2.5	±0.2	
Attempted SA	100	±0	0	33	23	22	22	±8	3.3	±0.2	
Completed SA	100	±0	13	54	6	13	13	±8	2.6	±0.2	
Experienced SH	100	±0	38	29	20	9	4	±2	2.1	±0.1	

Note. Percent responding are students who answered the question.

19q. Continued	Percent Responding		Percentages					Max ME	Average Frequency		
			1	2	3	4	5				
USNA	100	±0	63	21	11	4	1	±1	1.6	±0.1	
First-Year	100	±0	72	19	7	2	0	±4	1.4	±0.1	
Second-Year	100	±0	61	23	13	3	1	±2	1.6	±0.1	
Third-Year	100	±0	58	24	11	5	1	±2	1.7	±0.1	
Fourth-Year	100	±1	65	18	12	3	2	±2	1.6	±0.1	
Experienced USC	100	±0	27	35	23	11	5	±4	2.3	±0.1	
Unwanted Touching	100	±0	22	44	30	0	4	±6	2.2	±0.1	
Attempted SA	100	±0	19	25	25	32	0	±7	2.7	±0.2	
Completed SA	100	±0	40	33	11	6	11	±7	2.1	±0.2	
Experienced SH	100	±1	44	30	18	6	2	±2	1.9	±0.1	
USAFA	100	±1	67	19	10	3	1	±2	1.5	±0.1	
First-Year	100	±0	75	16	6	1	3	±5	1.4	±0.1	
Second-Year	99	±1	72	16	8	3	1	±4	1.4	±0.1	
Third-Year	100	±0	67	20	9	2	1	±3	1.5	±0.1	
Fourth-Year	100	±0	57	22	14	6	2	±2	1.7	±0.1	
Experienced USC	100	±0	21	27	29	16	7	±6	2.6	±0.2	
Unwanted Touching	100	±0	27	25	36	7	5	±9	2.4	±0.2	
Attempted SA	100	±0	17	28	21	27	7	±15	2.8	±0.3	
Completed SA	100	±0	16	26	29	20	9	±10	2.8	±0.3	
Experienced SH	100	±0	47	28	16	6	3	±3	1.9	±0.1	
MALE											
First-Year	100	±1	93	3	2	1	1	±2	1.1	±0.1	
Second-Year	100	±1	93	5	2	0	0	±2	1.1	±0.1	
Third-Year	100	±1	94	4	1	1	0	±2	1.1	±0.1	
Fourth-Year	100	±1	94	3	2	0	0	±2	1.1	±0.1	
Not Experienced USC	100	±1	94	4	2	0	0	±1	1.1	±0.1	
Experienced USC	100	±0	59	17	8	11	5	±14	1.9	±0.4	
Not Experienced SH	100	±1	96	3	1	0	0	±1	1.1	±0.1	
Experienced SH	100	±0	74	13	8	2	2	±4	1.4	±0.1	
USMA	100	±0	95	3	2	1	0	±2	1.1	±0.1	
First-Year	100	±0	94	3	3	0	0	±4	1.1	±0.1	
Second-Year	100	±0	95	3	1	0	0	±3	1.1	±0.1	
Third-Year	100	±0	97	1	1	0	0	±3	1.1	±0.1	
Fourth-Year	100	±0	93	3	3	1	0	±4	1.1	±0.1	
Experienced USC	100	±0	NR	NR	NR	NR	NR		1.6	±0.7	
Experienced SH	100	±0	81	9	7	3	NR	±9	1.3	±0.2	
USNA	100	±1	92	5	2	0	1	±2	1.1	±0.1	
First-Year	100	±0	93	3	2	1	2	±4	1.2	±0.1	
Second-Year	100	±0	89	8	3	0	0	±4	1.1	±0.1	
Third-Year	100	±1	93	7	0	0	0	±4	1.1	±0.1	
Fourth-Year	99	±1	94	2	2	0	1	±3	1.1	±0.1	
Experienced USC	100	±0	NR	NR	NR	NR	NR		2.1	±0.6	
Experienced SH	100	±0	73	13	8	3	2	±7	1.5	±0.2	
USAFA	100	±1	93	4	2	0	0	±2	1.1	±0.1	
First-Year	100	±1	94	3	2	0	0	±2	1.1	±0.1	
Second-Year	100	±1	94	3	3	1	0	±3	1.1	±0.1	
Third-Year	99	±1	91	4	2	1	1	±3	1.2	±0.1	
Fourth-Year	100	±1	93	4	2	0	1	±3	1.1	±0.1	
Experienced USC	100	±0	NR	NR	NR	NR	NR		1.8	±0.5	
Experienced SH	100	±0	71	16	9	2	3	±6	1.5	±0.2	

Note. Percent responding are students who answered the question.
 NR: Not reportable

19. How often since June 2005 have you been in situations involving persons assigned to your Academy, including students and military/civilian personnel, where one or more of these individuals (of either gender)...

r. Attempted to have sex with you without your consent or against your will, but was not successful?

1. Never
 2. Once or twice
 3. Sometimes
 4. Often
 5. Very often

	Percent Responding		Percentages					Max ME	Average Frequency	
			1	2	3	4	5			
TOTAL	100	±1	98	1	0	0	0	±1	1.0	±0.1
USMA	100	±0	98	1	0	0	0	±1	1.0	±0.1
USNA	100	±1	98	1	0	0	0	±1	1.0	±0.1
USAFA	100	±1	98	1	0	0	0	±1	1.0	±0.1
CLASS										
First-Year	100	±1	98	1	0	0	0	±1	1.0	±0.1
Second-Year	100	±1	99	1	0	0	0	±1	1.0	±0.1
Third-Year	100	±1	98	1	0	0	0	±1	1.0	±0.1
Fourth-Year	100	±1	98	1	0	0	0	±1	1.0	±0.1
GENDER										
Female	100	±0	96	3	1	0	0	±1	1.1	±0.1
Male	100	±1	99	1	0	0	0	±1	1.0	±0.1
EXPERIENCED BEHAVIORS										
Not Experienced USC	100	±1	99	1	0	0	0	±1	1.0	±0.1
Experienced USC	100	±0	75	18	4	0	4	±5	1.4	±0.2
Unwanted Touching	100	±0	95	2	1	0	2	±8	1.1	±0.2
Attempted SA	100	±0	42	51	4	0	4	±9	1.7	±0.2
Completed SA	100	±0	58	26	8	1	7	±13	1.7	±0.3
Not Experienced SH	100	±1	99	0	0	0	0	±1	1.0	±0.1
Experienced SH	100	±0	94	4	1	0	1	±2	1.1	±0.1
FEMALE										
First-Year	100	±0	97	2	0	0	0	±1	1.0	±0.1
Second-Year	100	±1	95	4	1	0	0	±1	1.1	±0.1
Third-Year	100	±0	95	4	1	0	0	±1	1.1	±0.1
Fourth-Year	100	±0	96	3	1	0	0	±1	1.1	±0.1
Not Experienced USC	100	±0	98	1	0	0	0	±1	1.0	±0.1
Experienced USC	100	±0	72	22	5	1	1	±3	1.4	±0.1
Unwanted Touching	100	±0	94	4	1	0	0	±3	1.1	±0.1
Attempted SA	100	±0	42	50	4	0	4	±5	1.7	±0.1
Completed SA	100	±0	72	21	6	2	0	±5	1.4	±0.1
Not Experienced SH	100	±1	99	0	0	0	0	±1	1.0	±0.1
Experienced SH	100	±0	93	6	1	0	0	±1	1.1	±0.1
USMA	100	±0	95	3	1	0	0	±1	1.1	±0.1
First-Year	100	±0	98	1	0	0	1	±2	1.0	±0.1
Second-Year	100	±0	93	4	2	0	0	±2	1.1	±0.1
Third-Year	100	±0	94	5	1	0	0	±2	1.1	±0.1
Fourth-Year	100	±0	97	3	0	0	1	±1	1.1	±0.1
Experienced USC	100	±0	73	18	7	0	2	±5	1.4	±0.1
Unwanted Touching	100	±0	95	0	5	0	0	±5	1.1	±0.1
Attempted SA	100	±0	44	44	6	0	6	±9	1.8	±0.2
Completed SA	100	±0	80	13	7	0	0	±7	1.3	±0.1
Experienced SH	100	±0	93	5	1	0	1	±1	1.1	±0.1

Note. Percent responding are students who answered the question.

19r. Continued	Percent Responding		Percentages					Max ME	Average Frequency		
			1	2	3	4	5				
USNA	100	±0	96	4	0	0	0	±1	1.1	±0.1	
First-Year	100	±0	98	2	0	0	0	±2	1.0	±0.1	
Second-Year	100	±0	95	4	0	1	0	±1	1.1	±0.1	
Third-Year	100	±0	94	6	0	0	0	±2	1.1	±0.1	
Fourth-Year	100	±0	96	3	1	0	0	±1	1.0	±0.1	
Experienced USC	100	±0	68	28	2	2	0	±4	1.4	±0.1	■
Unwanted Touching	100	±0	91	9	0	0	0	±6	1.1	±0.1	
Attempted SA	100	±0	26	68	6	0	0	±7	1.8	±0.1	■
Completed SA	100	±0	78	17	0	5	0	±6	1.3	±0.1	■
Experienced SH	100	±0	93	6	1	0	0	±1	1.1	±0.1	
USAFA	100	±1	97	3	0	0	0	±1	1.0	±0.1	
First-Year	100	±0	96	4	0	0	0	±3	1.0	±0.1	
Second-Year	99	±1	97	3	0	0	0	±2	1.0	±0.1	
Third-Year	100	±0	97	2	1	0	0	±2	1.0	±0.1	
Fourth-Year	100	±0	95	4	1	0	1	±1	1.1	±0.1	
Experienced USC	100	±0	74	20	5	0	2	±5	1.4	±0.1	■
Unwanted Touching	100	±0	96	4	0	0	0	±5	1.0	±0.1	
Attempted SA	100	±0	56	38	NR	NR	7	±12	1.6	±0.2	■
Completed SA	100	±0	61	30	10	0	0	±9	1.5	±0.2	■
Experienced SH	100	±0	93	6	1	0	0	±2	1.1	±0.1	
MALE											
First-Year	100	±1	98	1	0	0	0	±2	1.0	±0.1	
Second-Year	100	±1	99	0	0	0	0	±1	1.0	±0.1	
Third-Year	100	±1	99	0	0	0	0	±1	1.0	±0.1	
Fourth-Year	100	±1	99	0	0	0	1	±1	1.0	±0.1	
Not Experienced USC	100	±1	99	0	0	0	0	±1	1.0	±0.1	
Experienced USC	100	±0	79	11	NR	NR	7	±13	1.5	±0.3	■
Not Experienced SH	100	±1	99	0	0	0	0	±1	1.0	±0.1	
Experienced SH	100	±0	94	2	2	0	2	±3	1.1	±0.1	
USMA	100	±0	99	1	0	0	0	±1	1.0	±0.1	
First-Year	100	±0	97	2	0	0	0	±3	1.0	±0.1	
Second-Year	100	±0	100	0	0	0	0	±2	1.0	±0.1	
Third-Year	100	±0	100	0	0	0	0	±2	1.0	±0.1	
Fourth-Year	100	±0	98	1	0	0	1	±3	1.1	±0.1	
Experienced USC	100	±0	NR	NR	NR	NR	NR		1.5	±0.7	■
Experienced SH	100	±0	94	4	NR	NR	2	±7	1.1	±0.2	
USNA	100	±1	99	0	0	0	0	±1	1.0	±0.1	
First-Year	100	±0	98	1	0	0	1	±3	1.0	±0.1	
Second-Year	100	±0	99	0	0	0	0	±2	1.0	±0.1	
Third-Year	100	±0	99	0	0	0	0	±2	1.0	±0.1	
Fourth-Year	99	±1	99	0	0	0	0	±2	1.0	±0.1	
Experienced USC	100	±0	NR	NR	NR	NR	NR		1.6	±0.5	■
Experienced SH	100	±0	94	2	2	0	2	±5	1.1	±0.1	
USAFA	100	±1	99	0	0	0	0	±1	1.0	±0.1	
First-Year	100	±1	99	1	1	0	0	±2	1.0	±0.1	
Second-Year	100	±1	99	0	0	0	0	±2	1.0	±0.1	
Third-Year	99	±1	99	0	0	1	1	±2	1.0	±0.1	
Fourth-Year	99	±1	99	0	1	0	0	±2	1.0	±0.1	
Experienced USC	100	±0	NR	NR	NR	NR	NR		1.3	±0.5	■
Experienced SH	100	±0	94	2	3	0	1	±4	1.1	±0.1	

Note. Percent responding are students who answered the question.
 NR: Not reportable

19. How often since June 2005 have you been in situations involving persons assigned to your Academy, including students and military/civilian personnel, where one or more of these individuals (of either gender)...

s. Had sex with you without your consent or against your will?

1. Never
 2. Once or twice
 3. Sometimes
 4. Often
 5. Very often

	Percent Responding		Percentages					Max ME	Average Frequency		
			1	2	3	4	5				
TOTAL	100	±1	99	1	0	0	0	±1	1.0	±0.1	
USMA	100	±0	99	1	0	0	0	±1	1.0	±0.1	
USNA	100	±1	99	1	0	0	0	±1	1.0	±0.1	
USAFA	100	±1	99	1	0	0	0	±1	1.0	±0.1	
CLASS											
First-Year	100	±1	99	0	1	0	0	±1	1.0	±0.1	
Second-Year	100	±1	99	1	0	0	0	±1	1.0	±0.1	
Third-Year	100	±1	99	0	0	0	0	±1	1.0	±0.1	
Fourth-Year	100	±1	99	1	0	0	0	±1	1.0	±0.1	
GENDER											
Female	100	±1	98	2	0	0	0	±1	1.0	±0.1	
Male	100	±1	99	0	0	0	0	±1	1.0	±0.1	
EXPERIENCED BEHAVIORS											
Not Experienced USC	100	±1	99	0	0	0	0	±1	1.0	±0.1	
Experienced USC	99	±2	84	9	2	2	3	±5	1.3	±0.2	■
Unwanted Touching	98	±4	97	1	0	0	2	±8	1.1	±0.2	■
Attempted SA	100	±0	90	10	0	0	0	±5	1.1	±0.1	■
Completed SA	100	±0	57	23	5	8	7	±14	1.9	±0.4	■
Not Experienced SH	100	±1	100	0	0	0	0	±1	1.0	±0.1	
Experienced SH	100	±1	96	2	1	0	1	±2	1.1	±0.1	■
FEMALE											
First-Year	100	±1	98	2	0	0	0	±1	1.0	±0.1	
Second-Year	100	±1	97	3	0	0	0	±1	1.0	±0.1	
Third-Year	100	±0	98	2	0	0	0	±1	1.0	±0.1	
Fourth-Year	100	±0	99	1	0	0	0	±1	1.0	±0.1	
Not Experienced USC	100	±1	99	0	0	0	0	±1	1.0	±0.1	
Experienced USC	100	±0	85	14	1	0	0	±3	1.2	±0.1	■
Unwanted Touching	100	±0	99	1	0	0	0	±2	1.0	±0.1	■
Attempted SA	100	±0	89	11	0	0	0	±5	1.1	±0.1	■
Completed SA	100	±0	63	35	2	0	0	±5	1.4	±0.1	■
Not Experienced SH	100	±1	100	0	0	0	0	±1	1.0	±0.1	
Experienced SH	100	±1	97	3	0	0	0	±1	1.0	±0.1	
USMA	100	±0	98	1	0	0	0	±1	1.0	±0.1	
First-Year	100	±0	99	1	0	0	0	±2	1.0	±0.1	
Second-Year	100	±0	98	1	2	0	0	±2	1.0	±0.1	
Third-Year	100	±0	99	1	0	0	0	±1	1.0	±0.1	
Fourth-Year	100	±0	98	1	0	0	1	±1	1.0	±0.1	
Experienced USC	100	±0	89	9	2	0	0	±3	1.1	±0.1	■
Unwanted Touching	100	±0	100	0	0	0	0	±0	1.0	±0.0	
Attempted SA	100	±0	94	6	0	0	0	±5	1.1	±0.1	■
Completed SA	100	±0	73	27	0	0	0	±8	1.3	±0.1	■
Experienced SH	100	±0	98	2	0	0	0	±1	1.0	±0.1	

Note. Percent responding are students who answered the question.

19s. Continued	Percent Responding		Percentages					Max ME	Average Frequency		
			1	2	3	4	5				
USNA	100	±0	98	2	0	0	0	±1	1.0	±0.1	
First-Year	100	±0	99	1	0	0	0	±1	1.0	±0.1	
Second-Year	100	±0	95	5	0	0	0	±1	1.0	±0.1	
Third-Year	100	±0	98	2	0	0	0	±1	1.0	±0.1	
Fourth-Year	100	±0	100	0	0	0	0	±1	1.0	±0.1	
Experienced USC	100	±0	82	18	0	0	0	±3	1.2	±0.1	■
Unwanted Touching	100	±0	96	4	0	0	0	±4	1.0	±0.1	
Attempted SA	100	±0	87	13	0	0	0	±7	1.1	±0.1	■
Completed SA	100	±0	61	39	0	0	0	±7	1.4	±0.1	■
Experienced SH	100	±0	96	3	0	0	0	±1	1.0	±0.1	
USAFA	100	±1	98	2	0	0	0	±1	1.0	±0.1	
First-Year	99	±1	97	3	0	0	0	±3	1.0	±0.1	
Second-Year	99	±1	98	2	0	0	0	±2	1.0	±0.1	
Third-Year	100	±0	98	1	1	0	0	±2	1.0	±0.1	
Fourth-Year	100	±0	98	2	0	0	0	±1	1.0	±0.1	
Experienced USC	100	±0	83	16	2	0	0	±5	1.2	±0.1	■
Unwanted Touching	100	±0	100	0	0	0	0	±0	1.0	±0.0	
Attempted SA	100	±0	84	16	NR	NR	NR	±13	1.2	±0.1	■
Completed SA	100	±0	58	37	5	0	0	±10	1.5	±0.2	■
Experienced SH	100	±1	96	3	0	0	0	±2	1.0	±0.1	
MALE											
First-Year	100	±1	99	0	1	0	0	±1	1.0	±0.1	
Second-Year	100	±1	99	0	0	0	0	±1	1.0	±0.1	
Third-Year	100	±1	99	0	0	0	0	±1	1.0	±0.1	
Fourth-Year	100	±1	99	1	0	0	0	±1	1.0	±0.1	
Not Experienced USC	100	±1	99	0	0	0	0	±1	1.0	±0.1	
Experienced USC	97	±5	84	NR	NR	6	8	±13	1.5	±0.4	■
Not Experienced SH	100	±1	100	0	0	0	0	±1	1.0	±0.1	
Experienced SH	100	±1	95	2	2	1	1	±3	1.1	±0.1	■
USMA	100	±0	99	0	0	0	0	±1	1.0	±0.1	
First-Year	100	±0	99	0	1	0	0	±2	1.0	±0.1	
Second-Year	100	±0	99	0	0	0	0	±2	1.0	±0.1	
Third-Year	100	±0	100	0	0	0	0	±0	1.0	±0.0	
Fourth-Year	100	±0	98	1	0	0	1	±3	1.1	±0.1	■
Experienced USC	100	±0	NR	NR	NR	NR	NR		1.4	±0.7	■
Experienced SH	100	±0	94	2	1	1	1	±6	1.1	±0.2	■
USNA	100	±1	99	0	0	0	0	±1	1.0	±0.1	
First-Year	100	±0	98	0	1	0	1	±3	1.1	±0.1	■
Second-Year	100	±0	99	1	0	0	0	±2	1.0	±0.1	
Third-Year	100	±0	100	0	0	0	0	±2	1.0	±0.1	
Fourth-Year	99	±2	99	0	0	0	0	±2	1.0	±0.1	
Experienced USC	93	±12	NR	NR	NR	NR	NR		1.8	±0.7	■
Experienced SH	99	±2	95	1	1	2	2	±5	1.1	±0.1	■
USAFA	100	±1	99	0	0	0	0	±1	1.0	±0.1	
First-Year	100	±1	99	1	0	0	0	±2	1.0	±0.1	
Second-Year	99	±1	99	0	1	0	0	±2	1.0	±0.1	
Third-Year	99	±1	99	0	0	1	1	±2	1.0	±0.1	
Fourth-Year	100	±1	99	0	0	0	0	±2	1.0	±0.1	
Experienced USC	100	±0	NR	NR	NR	NR	NR		1.3	±0.5	■
Experienced SH	100	±0	94	2	3	0	1	±4	1.1	±0.1	■

Note. Percent responding are students who answered the question.
 NR: Not reportable

19. How often since June 2005 have you been in situations involving persons assigned to your Academy, including students and military/civilian personnel, where one or more of these individuals (of either gender)...
 t. Other unwanted gender-related behavior?

1. Never
 2. Once or twice
 3. Sometimes
 4. Often
 5. Very often

	Percent Responding		Percentages					Max ME	Average Frequency	
			1	2	3	4	5			
TOTAL	93	±1	98	1	0	0	0	±1	1.0	±0.1
USMA	94	±1	98	1	1	0	0	±1	1.0	±0.1
USNA	94	±1	99	1	0	0	0	±1	1.0	±0.1
USAFA	92	±1	99	1	1	0	0	±1	1.0	±0.1
CLASS										
First-Year	93	±2	98	1	0	1	0	±1	1.0	±0.1
Second-Year	93	±2	99	0	1	0	0	±1	1.0	±0.1
Third-Year	93	±2	99	0	0	0	0	±1	1.0	±0.1
Fourth-Year	94	±2	98	1	1	0	0	±1	1.0	±0.1
GENDER										
Female	91	±1	97	1	1	0	0	±1	1.1	±0.1
Male	94	±1	99	0	0	0	0	±1	1.0	±0.1
EXPERIENCED BEHAVIORS										
Not Experienced USC	94	±1	99	1	0	0	0	±1	1.0	±0.1
Experienced USC	86	±4	88	5	3	1	3	±6	1.3	±0.2
Unwanted Touching	87	±6	93	2	1	1	2	±9	1.2	±0.2
Attempted SA	82	±4	91	2	2	0	4	±4	1.2	±0.1
Completed SA	87	±6	74	13	8	0	NR	±14	1.5	±0.4
Not Experienced SH	94	±1	99	0	0	0	0	±1	1.0	±0.1
Experienced SH	89	±2	95	2	2	1	1	±2	1.1	±0.1
FEMALE										
First-Year	90	±2	97	1	0	1	1	±2	1.1	±0.1
Second-Year	90	±1	97	2	1	0	0	±1	1.0	±0.1
Third-Year	89	±1	97	1	1	0	0	±1	1.0	±0.1
Fourth-Year	93	±1	97	2	1	0	0	±1	1.0	±0.1
Not Experienced USC	91	±1	98	1	1	0	0	±1	1.0	±0.1
Experienced USC	82	±3	89	5	4	1	1	±3	1.2	±0.1
Unwanted Touching	81	±4	91	5	2	2	0	±5	1.2	±0.1
Attempted SA	80	±4	90	3	3	0	5	±4	1.3	±0.1
Completed SA	85	±4	89	7	4	0	0	±4	1.2	±0.1
Not Experienced SH	93	±1	99	1	0	0	0	±1	1.0	±0.1
Experienced SH	89	±1	95	2	1	1	1	±1	1.1	±0.1
USMA	91	±1	97	1	2	0	0	±1	1.1	±0.1
First-Year	94	±2	98	0	1	1	0	±2	1.0	±0.1
Second-Year	90	±2	96	1	3	0	0	±2	1.1	±0.1
Third-Year	89	±2	97	2	1	0	1	±2	1.1	±0.1
Fourth-Year	92	±1	98	1	1	0	0	±1	1.0	±0.1
Experienced USC	88	±3	88	4	6	0	2	±4	1.2	±0.1
Unwanted Touching	85	±6	89	6	6	0	0	±7	1.2	±0.1
Attempted SA	79	±6	79	7	7	NR	7	±9	1.5	±0.3
Completed SA	100	±0	94	0	6	0	0	±3	1.1	±0.1
Experienced SH	89	±2	96	1	2	0	0	±1	1.1	±0.1

Note. Percent responding are students who answered the question.

NR: Not reportable

19t. Continued	Percent Responding		Percentages					Max ME	Average Frequency		
			1	2	3	4	5				
USNA	93	±1	97	2	0	0	0	±1	1.0	±0.1	
First-Year	94	±2	97	2	0	1	1	±2	1.1	±0.1	
Second-Year	94	±1	98	1	0	1	0	±1	1.0	±0.1	
Third-Year	92	±2	97	2	1	0	0	±1	1.0	±0.1	
Fourth-Year	94	±1	97	2	0	1	0	±1	1.0	±0.1	
Experienced USC	86	±3	96	4	0	0	0	±4	1.0	±0.1	
Unwanted Touching	91	±4	90	10	0	0	0	±7	1.1	±0.1	
Attempted SA	81	±6	100	0	0	0	0	±0	1.0	±0.0	
Completed SA	84	±5	100	0	0	0	0	±0	1.0	±0.0	
Experienced SH	91	±1	96	2	1	1	0	±1	1.1	±0.1	
USAFA	87	±2	97	2	1	0	1	±1	1.1	±0.1	
First-Year	83	±4	97	0	0	1	2	±3	1.1	±0.1	
Second-Year	87	±3	98	2	0	0	0	±2	1.0	±0.1	
Third-Year	87	±3	97	1	2	0	0	±2	1.0	±0.1	
Fourth-Year	92	±1	96	3	1	0	1	±1	1.1	±0.1	
Experienced USC	75	±5	85	6	4	3	2	±5	1.3	±0.2	█
Unwanted Touching	71	±9	93	NR	NR	7	NR	±11	1.2	±0.3	
Attempted SA	80	±7	92	NR	NR	NR	8	±6	1.3	±0.2	█
Completed SA	76	±7	75	19	7	NR	NR	±9	1.3	±0.2	█
Experienced SH	86	±2	94	3	1	0	1	±2	1.1	±0.1	
MALE											
First-Year	94	±2	98	1	0	0	0	±2	1.0	±0.1	
Second-Year	94	±2	99	0	0	0	0	±1	1.0	±0.1	
Third-Year	94	±2	99	0	0	0	0	±1	1.0	±0.1	
Fourth-Year	94	±2	99	1	1	0	0	±1	1.0	±0.1	
Not Experienced USC	94	±1	99	0	0	0	0	±1	1.0	±0.1	
Experienced USC	93	±7	85	6	NR	NR	6	±13	1.4	±0.3	█
Not Experienced SH	95	±1	99	0	0	0	0	±1	1.0	±0.1	
Experienced SH	89	±3	94	2	2	1	1	±3	1.1	±0.1	
USMA	95	±2	99	1	0	0	0	±1	1.0	±0.1	
First-Year	95	±3	98	1	0	1	0	±3	1.0	±0.1	
Second-Year	94	±3	99	0	0	0	1	±2	1.0	±0.1	
Third-Year	96	±3	100	0	0	0	0	±3	1.0	±0.1	
Fourth-Year	93	±3	98	1	1	0	0	±3	1.0	±0.1	
Experienced USC	100	±0	NR	NR	NR	NR	NR		1.2	±0.4	
Experienced SH	89	±6	96	1	1	1	NR	±7	1.1	±0.1	
USNA	94	±2	99	1	0	0	0	±1	1.0	±0.1	
First-Year	93	±3	98	1	0	0	0	±3	1.0	±0.1	
Second-Year	94	±3	99	0	0	0	0	±2	1.0	±0.1	
Third-Year	93	±3	99	0	0	0	0	±3	1.0	±0.1	
Fourth-Year	96	±2	99	0	0	0	0	±2	1.0	±0.1	
Experienced USC	93	±12	NR	NR	NR	NR	NR		1.7	±0.7	█
Experienced SH	90	±5	93	3	1	1	3	±6	1.2	±0.2	
USAFA	93	±2	99	0	1	0	0	±1	1.0	±0.1	
First-Year	92	±2	99	1	0	0	0	±2	1.0	±0.1	
Second-Year	93	±2	99	0	1	0	0	±2	1.0	±0.1	
Third-Year	94	±2	99	0	0	0	0	±2	1.0	±0.1	
Fourth-Year	93	±3	99	0	1	0	0	±2	1.0	±0.1	
Experienced USC	85	±16	NR	NR	NR	NR	NR		1.0	±0.0	
Experienced SH	89	±5	95	1	4	0	0	±4	1.1	±0.1	

Note. Percent responding are students who answered the question.
 NR: Not reportable

19. Crude/Offensive Behavior incident rate: Constructed from Q19a, Q19c, Q19e, and Q19f. Crude/Offensive Behavior can be defined as verbal and nonverbal behaviors of a sexual nature that were offensive or embarrassing.

	Percent Responding		Percentages		Crude/Offensive
			Incident Rate	Max ME	
TOTAL	100	±0	45	±2	
USMA	100	±0	45	±3	
USNA	100	±0	44	±3	
USAFA	100	±0	44	±2	
CLASS					
First-Year	100	±0	43	±3	
Second-Year	100	±0	44	±3	
Third-Year	100	±0	44	±3	
Fourth-Year	100	±0	48	±3	
GENDER					
Female	100	±0	77	±1	
Male	100	±0	38	±2	
EXPERIENCED BEHAVIORS					
Not Experienced USC	100	±0	43	±2	
Experienced USC	100	±0	91	±5	
Unwanted Touching	100	±0	89	±9	
Attempted SA	100	±0	98	±1	
Completed SA	100	±0	90	±12	
Not Experienced SH	100	±0	33	±2	
Experienced SH	100	±0	98	±1	
FEMALE					
First-Year	100	±0	74	±3	
Second-Year	100	±0	76	±2	
Third-Year	100	±0	77	±2	
Fourth-Year	100	±0	80	±1	
Not Experienced USC	100	±0	75	±1	
Experienced USC	100	±0	96	±1	
Unwanted Touching	100	±0	95	±2	
Attempted SA	100	±0	98	±1	
Completed SA	100	±0	96	±3	
Not Experienced SH	100	±0	52	±2	
Experienced SH	100	±0	99	±1	
USMA	100	±0	84	±2	
First-Year	100	±0	81	±4	
Second-Year	100	±0	85	±3	
Third-Year	100	±0	80	±3	
Fourth-Year	100	±0	88	±1	
Experienced USC	100	±0	98	±1	
Unwanted Touching	100	±0	96	±2	
Attempted SA	100	±0	100	±0	
Completed SA	100	±0	100	±0	
Experienced SH	100	±0	99	±1	

Note. Percent responding are students who answered the question. Incident rates indicate the percentage of students who experienced at least one of the behaviors since June 2005. Cronbach's coefficient alpha = 0.87.

19. Continued	Percent Responding		Percentages		Crude/ Offensive
			Incident Rate	Max ME	
USNA	100	±0	78	±1	
First-Year	100	±0	76	±4	
Second-Year	100	±0	78	±2	
Third-Year	100	±0	81	±2	
Fourth-Year	100	±0	78	±2	
Experienced USC	100	±0	91	±3	
Unwanted Touching	100	±0	92	±3	
Attempted SA	100	±0	94	±3	
Completed SA	100	±0	88	±8	
Experienced SH	100	±0	99	±1	
USAFA	100	±0	71	±2	
First-Year	100	±0	68	±5	
Second-Year	100	±0	67	±4	
Third-Year	100	±0	72	±3	
Fourth-Year	100	±0	77	±2	
Experienced USC	100	±0	98	±1	
Unwanted Touching	100	±0	96	±3	
Attempted SA	100	±0	NR		
Completed SA	100	±0	100	±0	
Experienced SH	100	±0	98	±1	
MALE					
First-Year	100	±0	37	±3	
Second-Year	100	±0	37	±3	
Third-Year	100	±0	36	±3	
Fourth-Year	100	±0	42	±3	
Not Experienced USC	100	±0	37	±2	
Experienced USC	100	±0	84	±13	
Not Experienced SH	100	±0	31	±2	
Experienced SH	100	±0	97	±2	
USMA	100	±0	39	±3	
First-Year	100	±0	38	±6	
Second-Year	100	±0	39	±5	
Third-Year	100	±0	35	±6	
Fourth-Year	100	±0	44	±6	
Experienced USC	100	±0	NR		
Experienced SH	100	±0	98	±5	
USNA	100	±0	37	±3	
First-Year	100	±0	35	±6	
Second-Year	100	±0	38	±5	
Third-Year	100	±0	35	±6	
Fourth-Year	100	±0	42	±6	
Experienced USC	100	±0	NR		
Experienced SH	100	±0	95	±5	
USAFA	100	±0	38	±3	
First-Year	100	±0	38	±4	
Second-Year	100	±0	35	±4	
Third-Year	100	±0	40	±5	
Fourth-Year	100	±0	40	±5	
Experienced USC	100	±0	NR		
Experienced SH	100	±0	98	±3	

Note. Percent responding are students who answered the question. Incident rates indicate the percentage of students who experienced at least one of the behaviors since June 2005. Cronbach's coefficient alpha = 0.87.
NR: Not reportable

19. Unwanted Sexual Attention incident rate: Constructed from Q19h, Q19j, Q19m, and Q19n. Unwanted Sexual Attention can be defined as attempts to establish a sexual relationship or to engage in sexually suggestive behavior.

	Percent Responding		Percentages		Unwanted Sexual Attention
			Incident Rate	Max ME	
TOTAL	100	±0	15	±1	
USMA	100	±0	15	±2	
USNA	100	±0	15	±2	
USAFA	100	±0	15	±2	
CLASS					
First-Year	100	±0	14	±2	
Second-Year	100	±0	13	±2	
Third-Year	100	±0	17	±2	
Fourth-Year	100	±0	17	±2	
GENDER					
Female	100	±0	43	±1	
Male	100	±0	10	±1	
EXPERIENCED BEHAVIORS					
Not Experienced USC	100	±0	13	±1	
Experienced USC	100	±0	84	±5	
Unwanted Touching	100	±0	89	±8	
Attempted SA	100	±0	88	±11	
Completed SA	100	±0	72	±11	
Not Experienced SH	100	±0	8	±1	
Experienced SH	100	±0	50	±3	
FEMALE					
First-Year	100	±0	35	±3	
Second-Year	100	±0	40	±2	
Third-Year	100	±0	49	±2	
Fourth-Year	100	±0	45	±1	
Not Experienced USC	100	±0	38	±1	
Experienced USC	100	±0	88	±2	
Unwanted Touching	100	±0	91	±2	
Attempted SA	100	±0	92	±3	
Completed SA	100	±0	79	±5	
Not Experienced SH	100	±0	19	±1	
Experienced SH	100	±0	63	±2	
USMA	100	±0	51	±2	
First-Year	100	±0	47	±4	
Second-Year	100	±0	52	±4	
Third-Year	100	±0	55	±3	
Fourth-Year	100	±0	49	±2	
Experienced USC	100	±0	98	±1	
Unwanted Touching	100	±0	100	±0	
Attempted SA	100	±0	100	±0	
Completed SA	100	±0	94	±3	
Experienced SH	100	±0	69	±2	

Note. Percent responding are students who answered the question. Incident rates indicate the percentage of students who experienced at least one of the behaviors since June 2005. Cronbach's coefficient alpha = 0.86.

19. Continued	Percent Responding		Percentages		Unwanted Sexual Attention
			Incident Rate	Max ME	
USNA	100	±0	39	±2	
First-Year	100	±0	30	±4	
Second-Year	100	±0	38	±2	
Third-Year	100	±0	44	±2	
Fourth-Year	100	±0	39	±2	
Experienced USC	100	±0	74	±4	
Unwanted Touching	100	±0	79	±5	
Attempted SA	100	±0	75	±6	
Completed SA	100	±0	66	±7	
Experienced SH	100	±0	57	±2	
USAFA	100	±0	40	±2	
First-Year	100	±0	30	±5	
Second-Year	100	±0	32	±4	
Third-Year	100	±0	48	±4	
Fourth-Year	100	±0	47	±2	
Experienced USC	100	±0	90	±4	
Unwanted Touching	100	±0	93	±4	
Attempted SA	100	±0	NR		
Completed SA	100	±0	78	±10	
Experienced SH	100	±0	63	±3	
MALE					
First-Year	100	±0	10	±2	
Second-Year	100	±0	8	±2	
Third-Year	100	±0	10	±2	
Fourth-Year	100	±0	11	±2	
Not Experienced USC	100	±0	9	±1	
Experienced USC	100	±0	77	±13	
Not Experienced SH	100	±0	6	±1	
Experienced SH	100	±0	37	±5	
USMA	100	±0	9	±2	
First-Year	100	±0	8	±4	
Second-Year	100	±0	6	±3	
Third-Year	100	±0	10	±4	
Fourth-Year	100	±0	11	±4	
Experienced USC	100	±0	NR		
Experienced SH	100	±0	35	±10	
USNA	100	±0	10	±2	
First-Year	100	±0	12	±4	
Second-Year	100	±0	8	±4	
Third-Year	100	±0	10	±4	
Fourth-Year	100	±0	12	±4	
Experienced USC	100	±0	NR		
Experienced SH	100	±0	38	±8	
USAFA	100	±0	10	±2	
First-Year	100	±0	10	±3	
Second-Year	100	±0	9	±3	
Third-Year	100	±0	11	±3	
Fourth-Year	100	±0	10	±4	
Experienced USC	100	±0	NR		
Experienced SH	100	±0	36	±7	

Note. Percent responding are students who answered the question. Incident rates indicate the percentage of students who experienced at least one of the behaviors since June 2005. Cronbach's coefficient alpha = 0.86.
 NR: Not reportable

19. Three-Item Unwanted Sexual Attention incident rate: Constructed from Q19h, Q19j, and Q19m, the identical items on SASA 2005 survey. Unwanted Sexual Attention can be defined as attempts to establish a sexual relationship or to engage in sexually suggestive behavior.

	Percent Responding		Percentages		Unwanted Sexual Attention
			Incident Rate	Max ME	
TOTAL	100	±0	15	±1	
USMA	100	±0	15	±2	
USNA	100	±0	15	±2	
USAFA	100	±0	15	±2	
CLASS					
First-Year	100	±0	13	±2	
Second-Year	100	±0	12	±2	
Third-Year	100	±0	16	±2	
Fourth-Year	100	±0	16	±2	
GENDER					
Female	100	±0	42	±1	
Male	100	±0	9	±1	
EXPERIENCED BEHAVIORS					
Not Experienced USC	100	±0	13	±1	
Experienced USC	100	±0	84	±5	
Unwanted Touching	100	±0	89	±8	
Attempted SA	100	±0	88	±11	
Completed SA	100	±0	72	±11	
Not Experienced SH	100	±0	7	±1	
Experienced SH	100	±0	48	±3	
FEMALE					
First-Year	100	±0	35	±3	
Second-Year	100	±0	39	±2	
Third-Year	100	±0	47	±2	
Fourth-Year	100	±0	43	±1	
Not Experienced USC	100	±0	37	±1	
Experienced USC	100	±0	88	±2	
Unwanted Touching	100	±0	91	±2	
Attempted SA	100	±0	92	±3	
Completed SA	100	±0	79	±5	
Not Experienced SH	100	±0	17	±1	
Experienced SH	100	±0	62	±2	
USMA	100	±0	50	±2	
First-Year	100	±0	46	±4	
Second-Year	100	±0	52	±4	
Third-Year	100	±0	53	±3	
Fourth-Year	100	±0	48	±2	
Experienced USC	100	±0	98	±1	
Unwanted Touching	100	±0	100	±0	
Attempted SA	100	±0	100	±0	
Completed SA	100	±0	94	±3	
Experienced SH	100	±0	68	±2	

Note. Percent responding are students who answered the question. Incident rates indicate the percentage of students who experienced at least one of the behaviors since June 2005. Cronbach's coefficient alpha = 0.82.

19. Continued	Percent Responding		Percentages		Unwanted Sexual Attention
			Incident Rate	Max ME	
USNA	100	±0	38	±2	
First-Year	100	±0	30	±4	
Second-Year	100	±0	37	±2	
Third-Year	100	±0	44	±2	
Fourth-Year	100	±0	38	±2	
Experienced USC	100	±0	74	±4	
Unwanted Touching	100	±0	79	±5	
Attempted SA	100	±0	75	±6	
Completed SA	100	±0	66	±7	
Experienced SH	100	±0	57	±2	
USAFA	100	±0	39	±2	
First-Year	100	±0	30	±5	
Second-Year	100	±0	31	±4	
Third-Year	100	±0	46	±4	
Fourth-Year	100	±0	45	±2	
Experienced USC	100	±0	90	±4	
Unwanted Touching	100	±0	93	±4	
Attempted SA	100	±0	NR		
Completed SA	100	±0	78	±10	
Experienced SH	100	±0	61	±3	
MALE					
First-Year	100	±0	9	±2	
Second-Year	100	±0	7	±2	
Third-Year	100	±0	10	±2	
Fourth-Year	100	±0	10	±2	
Not Experienced USC	100	±0	8	±1	
Experienced USC	100	±0	77	±13	
Not Experienced SH	100	±0	6	±1	
Experienced SH	100	±0	35	±5	
USMA	100	±0	8	±2	
First-Year	100	±0	8	±4	
Second-Year	100	±0	6	±3	
Third-Year	100	±0	9	±4	
Fourth-Year	100	±0	11	±4	
Experienced USC	100	±0	NR		
Experienced SH	100	±0	33	±10	
USNA	100	±0	10	±2	
First-Year	100	±0	10	±4	
Second-Year	100	±0	8	±4	
Third-Year	100	±0	9	±4	
Fourth-Year	100	±0	11	±4	
Experienced USC	100	±0	NR		
Experienced SH	100	±0	37	±8	
USAFA	100	±0	9	±2	
First-Year	100	±0	9	±3	
Second-Year	100	±0	8	±3	
Third-Year	100	±0	10	±3	
Fourth-Year	100	±0	10	±4	
Experienced USC	100	±0	NR		
Experienced SH	100	±0	35	±7	

Note. Percent responding are students who answered the question. Incident rates indicate the percentage of students who experienced at least one of the behaviors since June 2005. Cronbach's coefficient alpha = 0.82.
 NR: Not reportable

19. Sexual Coercion incident rate: Constructed from Q19k, Q19l, Q19o, and Q19p. Sexual Coercion can be defined as classic quid pro quo, instances of special treatment or favoritism conditional on sexual cooperation.

	Percent Responding		Percentages		Sexual Coercion
			Incident Rate	Max ME	
TOTAL	100	±0	4	±1	
USMA	100	±0	5	±1	
USNA	100	±0	4	±1	
USAFA	100	±0	4	±1	
CLASS					
First-Year	100	±0	4	±1	
Second-Year	100	±0	4	±1	
Third-Year	100	±0	4	±1	
Fourth-Year	100	±0	4	±1	
GENDER					
Female	100	±0	10	±1	
Male	100	±0	3	±1	
EXPERIENCED BEHAVIORS					
Not Experienced USC	100	±0	3	±1	
Experienced USC	100	±0	35	±6	
Unwanted Touching	100	±0	20	±8	
Attempted SA	100	±0	59	±10	
Completed SA	100	±0	46	±10	
Not Experienced SH	100	±0	2	±1	
Experienced SH	100	±0	14	±2	
FEMALE					
First-Year	100	±0	7	±2	
Second-Year	100	±0	11	±2	
Third-Year	100	±0	12	±2	
Fourth-Year	100	±0	11	±1	
Not Experienced USC	100	±0	7	±1	
Experienced USC	100	±0	43	±3	
Unwanted Touching	100	±0	25	±5	
Attempted SA	100	±0	66	±5	
Completed SA	100	±0	40	±5	
Not Experienced SH	100	±0	3	±1	
Experienced SH	100	±0	17	±1	
USMA					
First-Year	100	±0	11	±3	
Second-Year	100	±0	18	±3	
Third-Year	100	±0	15	±3	
Fourth-Year	100	±0	13	±1	
Experienced USC	100	±0	52	±5	
Unwanted Touching	100	±0	34	±8	
Attempted SA	100	±0	72	±9	
Completed SA	100	±0	47	±8	
Experienced SH	100	±0	22	±2	

Note. Percent responding are students who answered the question. Incident rates indicate the percentage of students who experienced at least one of the behaviors since June 2005. Cronbach's coefficient alpha = 0.85.

19. Continued	Percent Responding		Percentages		Max ME	Sexual Coercion
			Incident Rate			
USNA	100	±0	8	±1		
First-Year	100	±0	6	±2		
Second-Year	100	±0	7	±2		
Third-Year	100	±0	9	±2		
Fourth-Year	100	±0	9	±1		
Experienced USC	100	±0	30	±4		
Unwanted Touching	100	±0	13	±6		
Attempted SA	100	±0	56	±7		
Completed SA	100	±0	27	±6		
Experienced SH	100	±0	13	±2		
USAFA	100	±0	9	±1		
First-Year	100	±0	4	±3		
Second-Year	100	±0	8	±2		
Third-Year	100	±0	11	±3		
Fourth-Year	100	±0	13	±2		
Experienced USC	100	±0	45	±6		
Unwanted Touching	100	±0	28	±9		
Attempted SA	100	±0	71	±12		
Completed SA	100	±0	47	±9		
Experienced SH	100	±0	17	±2		
MALE						
First-Year	100	±0	3	±2		
Second-Year	100	±0	3	±2		
Third-Year	100	±0	2	±1		
Fourth-Year	100	±0	3	±2		
Not Experienced USC	100	±0	2	±1		
Experienced USC	100	±0	24	±14		
Not Experienced SH	100	±0	2	±1		
Experienced SH	100	±0	11	±3		
USMA	100	±0	3	±2		
First-Year	100	±0	3	±3		
Second-Year	100	±0	2	±2		
Third-Year	100	±0	2	±3		
Fourth-Year	100	±0	4	±3		
Experienced USC	100	±0	NR			
Experienced SH	100	±0	13	±8		
USNA	100	±0	3	±1		
First-Year	100	±0	4	±3		
Second-Year	100	±0	4	±3		
Third-Year	100	±0	1	±2		
Fourth-Year	100	±0	2	±2		
Experienced USC	100	±0	NR			
Experienced SH	100	±0	12	±6		
USAFA	100	±0	3	±1		
First-Year	100	±0	3	±2		
Second-Year	100	±0	3	±2		
Third-Year	100	±0	3	±2		
Fourth-Year	100	±0	2	±2		
Experienced USC	100	±0	NR			
Experienced SH	100	±0	9	±5		

Note. Percent responding are students who answered the question. Incident rates indicate the percentage of students who experienced at least one of the behaviors since June 2005. Cronbach's coefficient alpha = 0.85.
 NR: Not reportable

19. Sexist Behavior incident rate: Constructed from Q19b, Q19d, Q19g, and Q19i. Sexist Behavior can be defined as verbal and nonverbal behaviors that convey insulting, offensive, or condescending attitudes based on the gender of the student.

	Percent Responding		Percentages		Sexist Behavior
			Incident Rate	Max ME	
TOTAL	100	±0	43	±2	
USMA	100	±0	44	±3	
USNA	100	±0	44	±3	
USAFA	100	±0	40	±2	
CLASS					
First-Year	100	±0	41	±3	
Second-Year	100	±0	41	±3	
Third-Year	100	±0	45	±3	
Fourth-Year	100	±0	43	±3	
GENDER					
Female	100	±0	84	±1	
Male	100	±0	35	±2	
EXPERIENCED BEHAVIORS					
Not Experienced USC	100	±0	42	±2	
Experienced USC	100	±0	86	±6	
Unwanted Touching	100	±0	77	±10	
Attempted SA	100	±0	98	±1	
Completed SA	100	±0	94	±11	
Not Experienced SH	100	±0	33	±2	
Experienced SH	100	±0	90	±2	
FEMALE					
First-Year	100	±0	82	±3	
Second-Year	100	±0	82	±2	
Third-Year	100	±0	84	±2	
Fourth-Year	100	±0	88	±1	
Not Experienced USC	100	±0	83	±1	
Experienced USC	100	±0	98	±1	
Unwanted Touching	100	±0	96	±2	
Attempted SA	100	±0	98	±1	
Completed SA	100	±0	100	±0	
Not Experienced SH	100	±0	68	±2	
Experienced SH	100	±0	98	±1	
USMA	100	±0	89	±1	
First-Year	100	±0	88	±3	
Second-Year	100	±0	88	±3	
Third-Year	100	±0	87	±3	
Fourth-Year	100	±0	91	±1	
Experienced USC	100	±0	98	±1	
Unwanted Touching	100	±0	96	±2	
Attempted SA	100	±0	100	±0	
Completed SA	100	±0	100	±0	
Experienced SH	100	±0	99	±1	

Note. Percent responding are students who answered the question. Incident rates indicate the percentage of students who experienced at least one of the behaviors since June 2005. Cronbach's coefficient alpha = 0.91.

19. Continued	Percent Responding		Percentages		Sexist Behavior
			Incident Rate	Max ME	
USNA	100	±0	86	±1	
First-Year	100	±0	83	±3	
Second-Year	100	±0	86	±2	
Third-Year	100	±0	87	±2	
Fourth-Year	100	±0	86	±1	
Experienced USC	100	±0	95	±2	
Unwanted Touching	100	±0	91	±4	
Attempted SA	100	±0	94	±3	
Completed SA	100	±0	100	±0	
Experienced SH	100	±0	99	±1	
USAFA	100	±0	79	±2	
First-Year	100	±0	76	±5	
Second-Year	100	±0	73	±3	
Third-Year	100	±0	78	±3	
Fourth-Year	100	±0	87	±2	
Experienced USC	100	±0	100	±0	
Unwanted Touching	100	±0	100	±0	
Attempted SA	100	±0	NR		
Completed SA	100	±0	100	±0	
Experienced SH	100	±0	97	±1	
MALE					
First-Year	100	±0	33	±3	
Second-Year	100	±0	34	±3	
Third-Year	100	±0	37	±3	
Fourth-Year	100	±0	34	±3	
Not Experienced USC	100	±0	34	±2	
Experienced USC	100	±0	69	±13	
Not Experienced SH	100	±0	29	±2	
Experienced SH	100	±0	81	±4	
USMA	100	±0	36	±3	
First-Year	100	±0	36	±6	
Second-Year	100	±0	35	±5	
Third-Year	100	±0	36	±6	
Fourth-Year	100	±0	37	±6	
Experienced USC	100	±0	NR		
Experienced SH	100	±0	84	±8	
USNA	100	±0	36	±3	
First-Year	100	±0	32	±5	
Second-Year	100	±0	38	±5	
Third-Year	100	±0	38	±6	
Fourth-Year	100	±0	34	±6	
Experienced USC	100	±0	NR		
Experienced SH	100	±0	85	±7	
USAFA	100	±0	32	±3	
First-Year	100	±0	31	±4	
Second-Year	100	±0	27	±4	
Third-Year	100	±0	37	±5	
Fourth-Year	100	±0	33	±5	
Experienced USC	100	±0	NR		
Experienced SH	100	±0	74	±6	

Note. Percent responding are students who answered the question. Incident rates indicate the percentage of students who experienced at least one of the behaviors since June 2005. Cronbach's coefficient alpha = 0.91.
 NR: Not reportable

19. Behaviors Against One's Will and Without Consent incident rate: Constructed from Q19r and Q19s. Behaviors Against One's Will and Without Consent can be defined as attempted and/or actual sexual relations without the student's consent or against his or her will.

	Percent Responding		Percentages		Behaviors Against One's Consent
			Incident Rate	Max ME	
TOTAL	100	±0	2	±1	
USMA	100	±0	2	±1	
USNA	100	±0	2	±1	
USAFA	100	±0	2	±1	
CLASS					
First-Year	100	±0	2	±1	
Second-Year	100	±0	2	±1	
Third-Year	100	±0	2	±1	
Fourth-Year	100	±0	2	±1	
GENDER					
Female	100	±0	5	±1	
Male	100	±0	1	±1	
EXPERIENCED BEHAVIORS					
Not Experienced USC	100	±0	1	±1	
Experienced USC	100	±0	31	±5	
Unwanted Touching	100	±0	5	±5	
Attempted SA	100	±0	60	±9	
Completed SA	100	±0	61	±10	
Not Experienced SH	100	±0	1	±1	
Experienced SH	100	±0	8	±2	
FEMALE					
First-Year	100	±0	4	±2	
Second-Year	100	±0	6	±1	
Third-Year	100	±0	6	±1	
Fourth-Year	100	±0	4	±1	
Not Experienced USC	100	±0	2	±1	
Experienced USC	100	±0	38	±3	
Unwanted Touching	100	±0	7	±3	
Attempted SA	100	±0	60	±5	
Completed SA	100	±0	57	±5	
Not Experienced SH	100	±0	1	±1	
Experienced SH	100	±0	9	±1	
USMA					
First-Year	100	±0	3	±2	
Second-Year	100	±0	7	±2	
Third-Year	100	±0	6	±2	
Fourth-Year	100	±0	5	±1	
Experienced USC	100	±0	34	±5	
Unwanted Touching	100	±0	5	±5	
Attempted SA	100	±0	56	±9	
Completed SA	100	±0	47	±8	
Experienced SH	100	±0	8	±2	

Note. Percent responding are students who answered the question. Incident rates indicate the percentage of students who experienced at least one of the behaviors since June 2005. Cronbach's coefficient alpha = 0.86.

19. Continued	Percent Responding		Percentages		Behaviors Against One's Consent
			Incident Rate	Max ME	
USNA	100	±0	6	±1	
First-Year	100	±0	3	±2	
Second-Year	100	±0	8	±2	
Third-Year	100	±0	8	±2	
Fourth-Year	100	±0	4	±1	
Experienced USC	100	±0	47	±4	
Unwanted Touching	100	±0	13	±6	
Attempted SA	100	±0	81	±6	
Completed SA	100	±0	61	±7	
Experienced SH	100	±0	10	±1	
USAFA	100	±0	4	±1	
First-Year	100	±0	4	±3	
Second-Year	100	±0	3	±2	
Third-Year	100	±0	4	±2	
Fourth-Year	100	±0	5	±1	
Experienced USC	100	±0	33	±6	
Unwanted Touching	100	±0	4	±5	
Attempted SA	100	±0	44	±11	
Completed SA	100	±0	60	±9	
Experienced SH	100	±0	8	±2	
MALE					
First-Year	100	±0	2	±2	
Second-Year	100	±0	1	±1	
Third-Year	100	±0	1	±1	
Fourth-Year	100	±0	1	±1	
Not Experienced USC	100	±0	1	±1	
Experienced USC	100	±0	21	±13	
Not Experienced SH	100	±0	1	±1	
Experienced SH	100	±0	6	±3	
USMA	100	±0	1	±1	
First-Year	100	±0	3	±3	
Second-Year	100	±0	1	±2	
Third-Year	100	±0	0	±2	
Fourth-Year	100	±0	2	±3	
Experienced USC	100	±0	NR		
Experienced SH	100	±0	7	±7	
USNA	100	±0	1	±1	
First-Year	100	±0	2	±3	
Second-Year	100	±0	1	±2	
Third-Year	100	±0	1	±2	
Fourth-Year	100	±0	1	±2	
Experienced USC	100	±0	NR		
Experienced SH	100	±0	6	±5	
USAFA	100	±0	1	±1	
First-Year	100	±0	1	±2	
Second-Year	100	±0	1	±2	
Third-Year	100	±0	1	±2	
Fourth-Year	100	±0	1	±2	
Experienced USC	100	±0	NR		
Experienced SH	100	±0	6	±4	

Note. Percent responding are students who answered the question. Incident rates indicate the percentage of students who experienced at least one of the behaviors since June 2005. Cronbach's coefficient alpha = 0.86.
NR: Not reportable

20. How many of the behaviors listed in the previous question, that you marked as happening to you, do you consider to have been sexual harassment?

1. None were sexual harassment 2. Some were sexual harassment; some were not sexual harassment 3. All were sexual harassment

	Percent Responding		Percentages			Max ME
			1	2	3	
TOTAL	45	±2	58	34	8	±2
USMA	45	±3	63	29	8	±3
USNA	45	±3	55	36	8	±3
USAFA	44	±2	56	36	9	±3
CLASS						
First-Year	44	±3	57	33	10	±4
Second-Year	43	±3	58	33	8	±3
Third-Year	43	±3	56	37	8	±4
Fourth-Year	48	±3	60	33	7	±3
GENDER						
Female	82	±1	32	54	14	±1
Male	37	±2	69	25	6	±3
EXPERIENCED BEHAVIORS						
Not Experienced USC	44	±2	61	32	7	±2
Experienced USC	92	±4	10	65	25	±6
Unwanted Touching	95	±5	15	61	24	±10
Attempted SA	96	±2	NR	64	30	±9
Completed SA	89	±10	3	74	23	±11
Not Experienced SH	33	±2	97	2	1	±1
Experienced SH	100	±0	0	81	19	±2
FEMALE						
First-Year	79	±3	31	49	20	±3
Second-Year	81	±2	30	53	18	±2
Third-Year	81	±2	29	58	13	±2
Fourth-Year	86	±1	37	55	8	±1
Not Experienced USC	81	±1	35	52	13	±1
Experienced USC	98	±1	6	71	23	±3
Unwanted Touching	97	±1	13	68	19	±5
Attempted SA	96	±2	0	66	34	±5
Completed SA	100	±0	0	81	19	±5
Not Experienced SH	61	±2	94	4	1	±1
Experienced SH	100	±0	0	79	21	±1
USMA	86	±1	29	58	14	±2
First-Year	86	±3	29	53	18	±5
Second-Year	88	±3	29	54	17	±4
Third-Year	82	±3	28	60	12	±4
Fourth-Year	89	±1	30	61	8	±2
Experienced USC	98	±2	7	65	28	±5
Unwanted Touching	100	±0	14	61	25	±8
Attempted SA	94	±5	0	64	36	±9
Completed SA	100	±0	0	79	21	±8
Experienced SH	100	±0	0	81	19	±2

Note. Percent responding are students who answered the question and who experienced unprofessional, gender-related behavior(s) since June 2005 (Q19).
 NR: Not reportable

20. Continued	Percent Responding		Percentages			Max ME
			1	2	3	
USNA	82	±1	34	51	15	±2
First-Year	77	±3	28	48	24	±5
Second-Year	81	±2	28	50	22	±3
Third-Year	84	±2	32	55	13	±3
Fourth-Year	85	±1	47	48	5	±2
Experienced USC	97	±1	7	71	22	±4
Unwanted Touching	96	±2	18	69	14	±6
Attempted SA	94	±3	0	66	34	±8
Completed SA	100	±0	0	77	23	±7
Experienced SH	100	±0	0	78	22	±2
USAFA	79	±2	32	54	13	±2
First-Year	75	±5	38	46	16	±6
Second-Year	76	±3	32	54	14	±4
Third-Year	77	±3	28	59	13	±4
Fourth-Year	86	±2	33	56	11	±2
Experienced USC	98	±1	3	76	20	±5
Unwanted Touching	96	±2	8	74	18	±10
Attempted SA	100	±0	NR	67	33	±9
Completed SA	100	±0	0	85	15	±8
Experienced SH	100	±0	0	80	20	±2
MALE						
First-Year	38	±3	67	26	7	±5
Second-Year	36	±3	70	25	5	±5
Third-Year	35	±3	69	26	5	±5
Fourth-Year	40	±3	70	23	6	±5
Not Experienced USC	37	±2	71	24	5	±3
Experienced USC	84	±10	18	54	28	±15
Not Experienced SH	30	±2	97	2	1	±2
Experienced SH	100	±0	0	83	17	±4
USMA	38	±3	76	18	5	±4
First-Year	37	±6	73	16	11	±9
Second-Year	38	±5	81	16	4	±7
Third-Year	35	±6	79	16	5	±9
Fourth-Year	43	±6	73	24	3	±8
Experienced USC	72	±23	NR	NR	NR	
Experienced SH	100	±0	NR	81	19	±9
USNA	38	±3	65	30	5	±5
First-Year	38	±5	59	36	5	±9
Second-Year	38	±5	64	32	4	±9
Third-Year	34	±5	67	30	4	±10
Fourth-Year	41	±6	70	22	9	±8
Experienced USC	87	±14	NR	NR	NR	
Experienced SH	100	±0	0	86	14	±6
USAFA	36	±2	67	27	6	±4
First-Year	38	±4	70	26	4	±6
Second-Year	33	±4	66	28	7	±7
Third-Year	37	±5	63	31	6	±7
Fourth-Year	37	±5	68	24	8	±8
Experienced USC	92	±13	NR	NR	NR	
Experienced SH	100	±0	0	82	18	±6

Note. Percent responding are students who answered the question and who experienced unprofessional, gender-related behavior(s) since June 2005 (Q19).
NR: Not reportable

20. Sexual Harassment incident rate: Constructed from Q19a, Q19c, Q19e, Q19f, Q19h, Q19j, Q19k, Q19l, Q19m, Q19n, Q19o, Q19p and Q20. Sexual Harassment can be defined as experiences of Crude/Offensive Behavior, Unwanted Sexual Attention, or Sexual Coercion.

	Percent Responding		Percentages		Sexual Harassment
			Incident Rate	Max ME	
TOTAL	100	±0	18	±1	
USMA	100	±0	16	±2	
USNA	100	±0	19	±2	
USAFA	100	±0	19	±2	
CLASS					
First-Year	100	±0	19	±2	
Second-Year	100	±0	17	±2	
Third-Year	100	±0	18	±2	
Fourth-Year	100	±0	18	±2	
GENDER					
Female	100	±0	54	±1	
Male	100	±0	11	±1	
EXPERIENCED BEHAVIORS					
Not Experienced USC	100	±0	16	±1	
Experienced USC	100	±0	83	±6	
Unwanted Touching	100	±0	80	±9	
Attempted SA	100	±0	91	±12	
Completed SA	100	±0	85	±13	
Not Experienced SH	100	±0	0	±0	
Experienced SH	100	±0	100	±0	
FEMALE					
First-Year	100	±0	53	±3	
Second-Year	100	±0	55	±2	
Third-Year	100	±0	56	±2	
Fourth-Year	100	±0	52	±1	
Not Experienced USC	100	±0	51	±1	
Experienced USC	100	±0	92	±2	
Unwanted Touching	100	±0	85	±3	
Attempted SA	100	±0	96	±3	
Completed SA	100	±0	98	±3	
Not Experienced SH	100	±0	0	±0	
Experienced SH	100	±0	100	±0	
USMA	100	±0	60	±2	
First-Year	100	±0	61	±4	
Second-Year	100	±0	62	±4	
Third-Year	100	±0	56	±3	
Fourth-Year	100	±0	62	±2	
Experienced USC	100	±0	91	±3	
Unwanted Touching	100	±0	86	±6	
Attempted SA	100	±0	94	±7	
Completed SA	100	±0	100	±0	
Experienced SH	100	±0	100	±0	

Note. Percent responding are students who answered the question, who experienced Crude/Offensive Behavior, Unwanted Sexual Attention, and/or Sexual Coercion since June 2005 (Q19), and who indicated that they considered at least some of the behaviors experienced to be sexual harassment (Q20). Cronbach's coefficient alpha = 0.91.

20. Continued	Percent Responding		Percentages		Sexual Harassment
			Incident Rate	Max ME	
USNA	100	±0	52	±2	
First-Year	100	±0	53	±4	
Second-Year	100	±0	57	±2	
Third-Year	100	±0	56	±2	
Fourth-Year	100	±0	43	±2	
Experienced USC	100	±0	88	±3	
Unwanted Touching	100	±0	79	±5	
Attempted SA	100	±0	94	±3	
Completed SA	100	±0	94	±7	
Experienced SH	100	±0	100	±0	
USAFA	100	±0	51	±2	
First-Year	100	±0	46	±6	
Second-Year	100	±0	48	±4	
Third-Year	100	±0	54	±4	
Fourth-Year	100	±0	55	±2	
Experienced USC	100	±0	95	±2	
Unwanted Touching	100	±0	89	±5	
Attempted SA	100	±0	NR		
Completed SA	100	±0	100	±0	
Experienced SH	100	±0	100	±0	
MALE					
First-Year	100	±0	12	±2	
Second-Year	100	±0	10	±2	
Third-Year	100	±0	9	±2	
Fourth-Year	100	±0	11	±2	
Not Experienced USC	100	±0	10	±1	
Experienced USC	100	±0	70	±14	
Not Experienced SH	100	±0	0	±0	
Experienced SH	100	±0	100	±0	
USMA	100	±0	8	±2	
First-Year	100	±0	9	±4	
Second-Year	100	±0	7	±3	
Third-Year	100	±0	6	±4	
Fourth-Year	100	±0	11	±4	
Experienced USC	100	±0	NR		
Experienced SH	100	±0	NR		
USNA	100	±0	12	±2	
First-Year	100	±0	15	±5	
Second-Year	100	±0	12	±4	
Third-Year	100	±0	9	±4	
Fourth-Year	100	±0	12	±4	
Experienced USC	100	±0	NR		
Experienced SH	100	±0	100	±0	
USAFA	100	±0	12	±2	
First-Year	100	±0	12	±3	
Second-Year	100	±0	11	±3	
Third-Year	100	±0	13	±4	
Fourth-Year	100	±0	11	±4	
Experienced USC	100	±0	NR		
Experienced SH	100	±0	100	±0	

Note. Percent responding are students who answered the question, who experienced Crude/Offensive Behavior, Unwanted Sexual Attention, and/or Sexual Coercion since June 2005 (Q19), and who indicated that they considered at least some of the behaviors experienced to be sexual harassment (Q20). Cronbach's coefficient alpha = 0.91.

NR: Not reportable

20. Eleven-Item Sexual Harassment incident rate: Constructed from Q19a, Q19c, Q19e, Q19f, Q19h, Q19j, Q19k, Q19l, Q19m, Q19o, Q19p, and Q20 the identical items on SASA 2005 survey. Sexual Harassment can be defined as experiences of Crude/Offensive Behavior, Unwanted Sexual Attention, or Sexual Coercion.

	Percent Responding		Percentages		Sexual Harassment
			Incident Rate	Max ME	
TOTAL	100	±0	18	±1	
USMA	100	±0	16	±2	
USNA	100	±0	19	±2	
USAFA	100	±0	19	±2	
CLASS					
First-Year	100	±0	18	±2	
Second-Year	100	±0	17	±2	
Third-Year	100	±0	18	±2	
Fourth-Year	100	±0	18	±2	
GENDER					
Female	100	±0	54	±1	
Male	100	±0	11	±1	
EXPERIENCED BEHAVIORS					
Not Experienced USC	100	±0	16	±1	
Experienced USC	100	±0	83	±6	
Unwanted Touching	100	±0	80	±9	
Attempted SA	100	±0	91	±12	
Completed SA	100	±0	85	±13	
Not Experienced SH	100	±0	0	±0	
Experienced SH	100	±0	100	±1	
FEMALE					
First-Year	100	±0	53	±3	
Second-Year	100	±0	55	±2	
Third-Year	100	±0	56	±2	
Fourth-Year	100	±0	52	±1	
Not Experienced USC	100	±0	51	±1	
Experienced USC	100	±0	92	±2	
Unwanted Touching	100	±0	85	±3	
Attempted SA	100	±0	96	±3	
Completed SA	100	±0	98	±3	
Not Experienced SH	100	±0	0	±0	
Experienced SH	100	±0	100	±0	
USMA	100	±0	60	±2	
First-Year	100	±0	61	±4	
Second-Year	100	±0	62	±4	
Third-Year	100	±0	56	±3	
Fourth-Year	100	±0	62	±2	
Experienced USC	100	±0	91	±3	
Unwanted Touching	100	±0	86	±6	
Attempted SA	100	±0	94	±7	
Completed SA	100	±0	100	±0	
Experienced SH	100	±0	100	±0	

Note. Percent responding are students who answered the question, who experienced Crude/Offensive Behavior, Unwanted Sexual Attention (three-behavior measure), and/or Sexual Coercion since June 2005 (Q19), and who indicated that they considered at least some of the behaviors experienced to be sexual harassment (Q20). Cronbach's coefficient alpha = 0.90.

20. Continued	Percent Responding		Percentages		Sexual Harassment
			Incident Rate	Max ME	
USNA	100	±0	52	±2	
First-Year	100	±0	53	±4	
Second-Year	100	±0	57	±2	
Third-Year	100	±0	56	±2	
Fourth-Year	100	±0	43	±2	
Experienced USC	100	±0	88	±3	
Unwanted Touching	100	±0	79	±5	
Attempted SA	100	±0	94	±3	
Completed SA	100	±0	94	±7	
Experienced SH	100	±0	100	±0	
USAFA	100	±0	51	±2	
First-Year	100	±0	46	±6	
Second-Year	100	±0	48	±4	
Third-Year	100	±0	54	±4	
Fourth-Year	100	±0	55	±2	
Experienced USC	100	±0	95	±2	
Unwanted Touching	100	±0	89	±5	
Attempted SA	100	±0	NR		
Completed SA	100	±0	100	±0	
Experienced SH	100	±0	100	±0	
MALE					
First-Year	100	±0	12	±2	
Second-Year	100	±0	10	±2	
Third-Year	100	±0	9	±2	
Fourth-Year	100	±0	11	±2	
Not Experienced USC	100	±0	10	±1	
Experienced USC	100	±0	70	±14	
Not Experienced SH	100	±0	0	±0	
Experienced SH	100	±0	99	±2	
USMA	100	±0	8	±2	
First-Year	100	±0	9	±4	
Second-Year	100	±0	7	±3	
Third-Year	100	±0	6	±4	
Fourth-Year	100	±0	11	±4	
Experienced USC	100	±0	NR		
Experienced SH	100	±0	99	±4	
USNA	100	±0	12	±2	
First-Year	100	±0	15	±4	
Second-Year	100	±0	12	±4	
Third-Year	100	±0	9	±4	
Fourth-Year	100	±0	12	±4	
Experienced USC	100	±0	NR		
Experienced SH	100	±0	99	±4	
USAFA	100	±0	12	±2	
First-Year	100	±0	12	±3	
Second-Year	100	±0	11	±3	
Third-Year	100	±0	13	±4	
Fourth-Year	100	±0	11	±4	
Experienced USC	100	±0	NR		
Experienced SH	100	±0	100	±0	

Note. Percent responding are students who answered the question, who experienced Crude/Offensive Behavior, Unwanted Sexual Attention (three-behavior measure), and/or Sexual Coercion since June 2005 (Q19), and who indicated that they considered at least some of the behaviors experienced to be sexual harassment (Q20). Cronbach's coefficient alpha = 0.90.
 NR: Not reportable

21. Which of the following categories best describe(s) the behavior(s) in the situation?

- a. Sexist Behavior (e.g., mistreated you because of your gender or exposed you to language/behaviors that conveyed offensive or condescending gender-based attitudes)
- b. Crude/Offensive Behavior (e.g., exposed you to language/behaviors/jokes of a sexual nature that were offensive or embarrassing to you)
- c. Unwanted Sexual Attention (e.g., someone attempted to establish a sexual/romantic relationship with you, even though you objected)
- d. Sexual Coercion (e.g., someone implied preferential treatment in exchange for your sexual cooperation)
- e. Other

	Percent Responding		Percentages					Max ME
			a	b	c	d	e	
TOTAL	53	±2	26	46	11	2	4	±2
USMA	54	±3	29	46	10	2	4	±3
USNA	55	±3	26	47	11	2	4	±3
USAFA	52	±2	23	43	11	3	5	±3
CLASS								
First-Year	52	±3	28	46	10	2	3	±4
Second-Year	52	±3	26	47	9	2	6	±3
Third-Year	53	±3	24	43	13	4	5	±4
Fourth-Year	56	±3	27	47	10	2	4	±4
GENDER								
Female	87	±1	53	55	22	2	3	±1
Male	47	±2	16	42	6	2	5	±3
EXPERIENCED BEHAVIORS								
Not Experienced USC	52	±2	26	45	9	2	4	±2
Experienced USC	98	±3	39	56	48	8	8	±6
Unwanted Touching	98	±4	30	60	39	3	8	±9
Attempted SA	98	±1	54	61	70	9	2	±9
Completed SA	96	±6	47	48	52	16	13	±13
Not Experienced SH	43	±2	18	35	4	1	4	±2
Experienced SH	100	±0	43	66	23	5	4	±3
FEMALE								
First-Year	84	±2	58	54	17	1	2	±3
Second-Year	86	±2	53	59	21	2	4	±2
Third-Year	86	±2	48	52	27	4	4	±2
Fourth-Year	90	±1	54	55	22	2	3	±1
Not Experienced USC	85	±1	53	55	18	2	3	±1
Experienced USC	99	±1	48	52	58	6	6	±3
Unwanted Touching	100	±0	39	48	54	3	10	±5
Attempted SA	98	±1	56	55	73	11	2	±6
Completed SA	100	±0	51	54	52	7	6	±5
Not Experienced SH	71	±2	41	39	9	0	3	±2
Experienced SH	100	±0	60	64	30	4	4	±2
USMA	91	±1	63	56	23	3	4	±2
First-Year	90	±3	71	55	17	1	3	±5
Second-Year	90	±2	66	63	24	4	4	±4
Third-Year	88	±2	58	53	29	5	5	±4
Fourth-Year	93	±1	57	53	23	3	3	±2
Experienced USC	100	±0	54	52	66	10	5	±5
Unwanted Touching	100	±0	48	52	67	0	5	±8
Attempted SA	100	±0	61	66	83	22	6	±9
Completed SA	100	±0	53	34	53	13	7	±8
Experienced SH	100	±0	71	64	32	5	4	±2

Note. Percent responding are students who answered the question and who experienced unprofessional, gender-related behavior(s) since June 2005 (Q19).

21. Continued	Percent Responding		Percentages					Max ME
			a	b	c	d	e	
USNA	87	±1	50	57	22	2	2	±2
First-Year	84	±3	51	55	13	3	2	±4
Second-Year	88	±2	49	62	21	1	3	±3
Third-Year	89	±2	44	54	27	2	2	±3
Fourth-Year	87	±1	57	57	21	1	2	±2
Experienced USC	98	±1	45	57	53	4	4	±4
Unwanted Touching	100	±0	43	57	53	9	9	±6
Attempted SA	94	±3	41	47	66	0	0	±8
Completed SA	100	±0	50	66	44	0	0	±7
Experienced SH	100	±0	57	66	29	3	2	±2
USAFA	83	±2	48	51	21	2	4	±2
First-Year	79	±5	53	51	20	0	1	±6
Second-Year	80	±3	46	51	19	2	5	±4
Third-Year	82	±3	44	49	24	4	5	±4
Fourth-Year	89	±2	48	55	21	2	5	±2
Experienced USC	100	±0	45	48	55	5	10	±6
Unwanted Touching	100	±0	29	37	45	0	15	±10
Attempted SA	100	±0	63	50	66	7	NR	±12
Completed SA	100	±0	50	58	58	9	10	±10
Experienced SH	100	±0	53	62	29	3	5	±3
MALE								
First-Year	46	±3	17	44	8	2	4	±5
Second-Year	46	±3	17	42	5	2	6	±4
Third-Year	46	±3	14	40	8	3	5	±5
Fourth-Year	49	±3	18	43	5	2	4	±5
Not Experienced USC	46	±2	16	42	6	2	5	±3
Experienced USC	95	±6	25	63	31	11	10	±14
Not Experienced SH	40	±2	13	35	3	1	5	±3
Experienced SH	100	±0	26	68	16	6	5	±5
USMA	47	±3	19	43	6	2	5	±4
First-Year	47	±6	20	45	9	4	4	±9
Second-Year	49	±5	17	40	4	2	6	±7
Third-Year	42	±6	12	47	5	2	5	±9
Fourth-Year	52	±6	25	42	5	1	4	±8
Experienced USC	91	±15	NR	NR	NR	NR	NR	
Experienced SH	100	±0	32	67	17	5	6	±9
USNA	48	±3	17	43	6	2	4	±4
First-Year	47	±6	16	47	7	2	3	±8
Second-Year	48	±5	23	42	5	2	8	±8
Third-Year	48	±6	14	36	9	3	3	±8
Fourth-Year	48	±6	16	48	5	1	2	±8
Experienced USC	94	±10	NR	NR	NR	NR	NR	
Experienced SH	100	±0	29	67	17	6	3	±8
USAFA	45	±3	13	40	7	3	5	±4
First-Year	45	±4	16	39	7	1	4	±6
Second-Year	39	±4	8	46	6	1	4	±7
Third-Year	47	±5	16	38	8	6	6	±7
Fourth-Year	47	±5	11	40	6	3	6	±7
Experienced USC	100	±0	NR	NR	NR	NR	NR	
Experienced SH	100	±0	18	69	16	6	5	±7

Note. Percent responding are students who answered the question and who experienced unprofessional, gender-related behavior(s) since June 2005 (Q19).
NR: Not reportable

21. Combinations of Unprofessional, Gender-Related Behaviors: Constructed from Q21

- 1. Experienced Sexist Behavior (single category)
- 2. Experienced Crude/Offensive Behavior (single category)
- 3. Experienced Unwanted Sexual Attention (single category)
- 4. Experienced Sexist Behavior and Crude/Offensive Behavior
- 5. Experienced Sexist Behavior, Crude/Offensive Behavior, and Unwanted Sexual Attention
- 6. Experienced other combinations of behaviors
- 7. Unknown

	Percent Responding		Percentages							Max ME	Experienced Combination of Behaviors		
			1	2	3	4	5	6	7				
TOTAL	53	±2	11	29	4	10	2	8	35	±2	17.0	±1.0	
USMA	54	±3	11	28	3	12	3	8	35	±3	20.0	±2.0	
USNA	55	±3	11	30	5	11	2	8	33	±3	17.0	±2.0	
USAFA	52	±2	10	30	5	8	2	9	36	±3	14.0	±2.0	
CLASS													
First-Year	52	±3	12	29	5	11	2	7	34	±4	17.0	±3.0	
Second-Year	52	±3	10	29	3	11	2	9	35	±3	17.0	±2.0	
Third-Year	53	±3	9	27	5	9	2	10	37	±4	17.0	±2.0	
Fourth-Year	56	±3	13	31	4	11	1	7	32	±4	16.0	±2.0	
GENDER													
Female	87	±1	19	19	8	23	7	11	14	±1	38.0	±1.0	
Male	47	±2	8	33	3	6	0	7	42	±3	9.0	±2.0	
EXPERIENCED BEHAVIORS													
Not Experienced USC	52	±2	11	30	4	10	2	7	36	±2	16.0	±1.0	
Experienced USC	98	±3	8	19	16	9	13	25	10	±6	42.0	±6.0	
Unwanted Touching	98	±4	6	31	16	7	12	19	9	±10	29.0	±8.0	
Attempted SA	98	±1	6	2	17	17	21	32	6	±10	70.0	±7.0	
Completed SA	96	±6	11	8	16	10	8	36	11	±12	48.0	±10.0	
Not Experienced SH	43	±2	10	28	2	6	0	6	48	±3	8.0	±2.0	
Experienced SH	100	±0	12	32	9	19	6	13	9	±3	35.0	±2.0	
FEMALE													
First-Year	84	±2	23	19	6	25	7	5	14	±3	36.0	±3.0	
Second-Year	86	±2	18	21	5	21	8	11	15	±2	39.0	±2.0	
Third-Year	86	±2	17	16	10	20	7	14	16	±2	37.0	±2.0	
Fourth-Year	90	±1	20	20	9	24	5	11	11	±1	38.0	±1.0	
Not Experienced USC	85	±1	20	20	6	24	5	9	15	±1	36.0	±1.0	
Experienced USC	99	±1	11	8	21	12	17	26	6	±3	50.0	±3.0	
Unwanted Touching	100	±0	9	11	25	9	16	23	7	±5	38.0	±5.0	
Attempted SA	98	±1	6	2	19	13	24	29	6	±5	66.0	±5.0	
Completed SA	100	±0	16	8	17	15	11	30	4	±5	51.0	±5.0	
Not Experienced SH	71	±2	24	22	5	14	1	6	29	±2	18.0	±2.0	
Experienced SH	100	±0	16	17	10	28	10	14	5	±1	49.0	±2.0	
USMA	91	±1	21	13	6	27	9	11	12	±2	45.0	±2.0	
First-Year	90	±3	28	13	4	29	10	6	10	±4	44.0	±5.0	
Second-Year	90	±2	19	15	3	28	13	11	12	±4	50.0	±4.0	
Third-Year	88	±2	18	11	8	23	10	16	13	±3	46.0	±4.0	
Fourth-Year	93	±1	18	14	10	29	5	11	13	±2	43.0	±2.0	
Experienced USC	100	±0	12	5	16	5	24	32	6	±5	57.0	±5.0	
Unwanted Touching	100	±0	9	9	24	5	28	19	5	±7	48.0	±8.0	
Attempted SA	100	±0	6	0	6	6	34	43	6	±9	83.0	±8.0	
Completed SA	100	±0	20	0	19	6	8	40	7	±9	47.0	±8.0	
Experienced SH	100	±0	18	10	9	32	14	14	4	±2	57.0	±2.0	

Note. Percent responding are students who answered the question and who experienced unprofessional, gender-related behavior(s) since June 2005 (Q19). Respondents who did not indicate what behavior(s) they experienced (Q21) are coded as "Unknown."

21. Continued	Percent Responding		Percentages							Max ME	Experienced Combination of Behaviors		
			1	2	3	4	5	6	7				
USNA	87	±1	18	22	8	22	6	10	14	±1	37.0	±2.0	
First-Year	84	±3	21	25	4	23	5	6	18	±4	32.0	±4.0	
Second-Year	88	±2	13	26	7	22	8	10	15	±2	39.0	±3.0	
Third-Year	89	±2	15	20	11	18	7	12	17	±2	35.0	±3.0	
Fourth-Year	87	±1	23	20	9	26	5	9	9	±2	39.0	±2.0	
Experienced USC	98	±1	5	13	25	20	14	18	6	±4	48.0	±4.0	
Unwanted Touching	100	±0	8	13	17	13	13	30	4	±6	48.0	±6.0	
Attempted SA	94	±3	0	6	40	21	13	13	7	±7	47.0	±7.0	
Completed SA	100	±0	6	17	22	27	16	5	6	±7	49.0	±7.0	
Experienced SH	100	±0	15	21	11	28	10	12	5	±2	48.0	±2.0	
USAFA	83	±2	20	21	9	19	5	11	15	±2	32.0	±2.0	
First-Year	79	±5	22	19	10	23	7	4	14	±6	33.0	±6.0	
Second-Year	80	±3	21	23	6	15	4	13	18	±4	29.0	±4.0	
Third-Year	82	±3	17	16	11	20	4	14	18	±3	32.0	±4.0	
Fourth-Year	89	±2	20	25	7	19	6	13	11	±2	33.0	±2.0	
Experienced USC	100	±0	13	7	21	10	14	28	6	±6	44.0	±6.0	
Unwanted Touching	100	±0	8	11	33	9	9	19	11	±10	22.0	±10.0	
Attempted SA	100	±0	13	NR	16	14	22	27	7	±13	64.0	±12.0	
Completed SA	100	±0	21	6	11	10	9	42	0	±11	56.0	±10.0	
Experienced SH	100	±0	17	21	9	23	8	16	6	±3	43.0	±3.0	
MALE													
First-Year	46	±3	8	33	4	7	1	8	41	±5	11.0	±3.0	
Second-Year	46	±3	7	32	3	7	0	8	42	±4	10.0	±3.0	
Third-Year	46	±3	6	32	3	4	0	8	46	±5	9.0	±3.0	
Fourth-Year	49	±3	10	35	3	6	0	6	40	±5	8.0	±3.0	
Not Experienced USC	46	±2	8	33	3	6	0	7	43	±3	9.0	±2.0	
Experienced USC	95	±6	NR	37	8	6	6	24	16	±14	29.0	±14.0	
Not Experienced SH	40	±2	8	29	2	4	0	6	51	±3	6.0	±2.0	
Experienced SH	100	±0	8	48	8	11	1	12	12	±5	21.0	±4.0	
USMA	47	±3	8	32	2	7	1	8	42	±4	11.0	±3.0	
First-Year	47	±6	5	29	4	9	2	9	42	±9	16.0	±7.0	
Second-Year	49	±5	6	29	3	9	0	7	46	±7	11.0	±6.0	
Third-Year	42	±6	5	38	1	4	1	7	43	±9	9.0	±7.0	
Fourth-Year	52	±6	14	33	1	7	0	7	38	±8	10.0	±6.0	
Experienced USC	91	±15	NR	NR	NR	NR	NR	NR	NR		NR		
Experienced SH	100	±0	10	41	5	13	4	13	16	±10	27.0	±9.0	
USNA	48	±3	8	33	3	7	0	7	40	±4	10.0	±3.0	
First-Year	47	±6	8	38	4	6	0	7	37	±8	8.0	±6.0	
Second-Year	48	±5	10	27	2	10	1	11	39	±8	13.0	±6.0	
Third-Year	48	±6	8	30	5	3	0	8	47	±8	8.0	±6.0	
Fourth-Year	48	±6	8	39	3	7	0	4	38	±8	9.0	±6.0	
Experienced USC	94	±10	NR	NR	NR	NR	NR	NR	NR		NR		
Experienced SH	100	±0	10	46	8	13	1	12	10	±8	22.0	±7.0	
USAFA	45	±3	7	33	4	4	0	8	45	±4	7.0	±2.0	
First-Year	45	±4	9	30	4	5	0	7	43	±6	8.0	±4.0	
Second-Year	39	±4	5	43	4	1	1	4	42	±7	4.0	±4.0	
Third-Year	47	±5	6	28	4	4	0	9	49	±7	11.0	±5.0	
Fourth-Year	47	±5	7	35	3	3	0	8	44	±7	6.0	±5.0	
Experienced USC	100	±0	NR	NR	NR	NR	NR	NR	NR		NR		
Experienced SH	100	±0	5	55	9	7	1	11	12	±7	15.0	±6.0	

Note. Percent responding are students who answered the question and who experienced unprofessional, gender-related behavior(s) since June 2005 (Q19). Respondents who did not indicate what behavior(s) they experienced (Q21) are coded as "Unknown."
 NR: Not reportable

22. How long did this situation last, or if continuing, how long has it been going on?

- | | | |
|-----------------------------------|--------------------------------|----------------------------------|
| 1. Less than 1 week | 2. 1 week to less than 1 month | 3. 1 month to less than 3 months |
| 4. 3 months to less than 6 months | 5. 6 months or more | |

	Percent Responding		Percentages					Max ME
			1	2	3	4	5	
TOTAL	41	±2	65	8	7	6	14	±2
USMA	41	±3	62	9	8	5	16	±4
USNA	41	±2	66	7	6	7	14	±3
USAFA	40	±2	68	8	6	5	12	±3
CLASS								
First-Year	41	±3	68	8	5	5	14	±4
Second-Year	39	±3	68	8	6	4	13	±3
Third-Year	40	±3	65	8	8	5	14	±4
Fourth-Year	44	±3	61	9	8	7	15	±4
GENDER								
Female	77	±1	50	12	11	9	18	±1
Male	34	±2	72	7	5	4	12	±3
EXPERIENCED BEHAVIORS								
Not Experienced USC	39	±2	67	8	6	5	14	±2
Experienced USC	93	±4	41	14	13	12	20	±6
Unwanted Touching	95	±5	45	17	10	12	16	±9
Attempted SA	96	±2	39	9	17	15	19	±10
Completed SA	88	±10	34	13	17	11	25	±11
Not Experienced SH	29	±2	75	6	4	3	11	±3
Experienced SH	96	±1	51	11	10	9	18	±3
FEMALE								
First-Year	73	±3	55	10	9	7	19	±3
Second-Year	76	±2	50	14	9	9	18	±2
Third-Year	76	±2	49	12	12	10	18	±2
Fourth-Year	82	±1	47	13	14	10	17	±1
Not Experienced USC	75	±1	51	12	11	8	18	±1
Experienced USC	98	±1	39	15	13	14	20	±3
Unwanted Touching	99	±1	43	21	7	12	16	±5
Attempted SA	96	±2	31	11	19	17	22	±6
Completed SA	98	±1	41	11	16	15	17	±5
Not Experienced SH	55	±2	66	10	8	5	11	±2
Experienced SH	96	±1	42	13	13	11	21	±2
USMA	82	±2	44	15	12	9	20	±2
First-Year	82	±4	45	16	9	8	22	±5
Second-Year	82	±3	45	17	12	7	18	±4
Third-Year	80	±3	42	14	15	9	20	±4
Fourth-Year	83	±2	42	15	12	12	18	±2
Experienced USC	95	±2	30	10	15	15	30	±5
Unwanted Touching	95	±4	36	20	10	10	24	±8
Attempted SA	94	±5	18	0	22	24	36	±9
Completed SA	94	±3	43	7	14	13	22	±9
Experienced SH	96	±1	36	17	14	10	24	±2

Note. Percent responding are students who answered the question and who experienced unprofessional, gender-related behavior(s) since June 2005 (Q19).

22. Continued	Percent Responding		Percentages					Max ME
			1	2	3	4	5	
USNA	77	±1	50	11	10	10	19	±2
First-Year	70	±4	64	6	7	10	13	±5
Second-Year	78	±2	48	10	5	12	25	±3
Third-Year	78	±2	50	11	11	10	18	±3
Fourth-Year	81	±1	44	15	14	9	18	±2
Experienced USC	98	±1	50	16	5	16	12	±4
Unwanted Touching	100	±0	61	17	0	13	8	±6
Attempted SA	94	±3	33	13	20	21	13	±8
Completed SA	100	±0	51	16	0	16	16	±7
Experienced SH	95	±1	42	12	11	13	22	±2
USAFA	73	±2	55	10	12	7	15	±2
First-Year	68	±5	58	8	10	4	21	±7
Second-Year	69	±3	57	15	10	7	12	±4
Third-Year	70	±3	53	9	11	10	16	±4
Fourth-Year	82	±2	53	9	16	8	14	±2
Experienced USC	100	±0	36	19	18	11	17	±6
Unwanted Touching	100	±0	35	25	12	11	17	±9
Attempted SA	100	±0	45	21	14	7	14	±11
Completed SA	100	±0	32	10	30	14	15	±10
Experienced SH	96	±1	47	11	14	10	18	±3
MALE								
First-Year	34	±3	74	7	3	5	12	±5
Second-Year	32	±3	76	6	5	2	11	±5
Third-Year	32	±3	73	6	6	3	12	±5
Fourth-Year	36	±3	67	7	5	6	15	±5
Not Experienced USC	33	±2	73	6	4	4	12	±3
Experienced USC	87	±9	45	12	13	8	22	±14
Not Experienced SH	26	±2	77	5	4	2	11	±3
Experienced SH	96	±2	61	9	7	8	15	±5
USMA	34	±3	69	7	6	3	15	±5
First-Year	33	±6	70	8	4	3	15	±10
Second-Year	33	±5	77	5	4	1	13	±8
Third-Year	30	±6	73	1	9	3	13	±11
Fourth-Year	41	±5	59	11	6	6	18	±9
Experienced USC	72	±23	NR	NR	NR	NR	NR	
Experienced SH	95	±4	61	13	8	8	11	±10
USNA	34	±3	73	5	5	5	12	±5
First-Year	36	±5	73	7	2	7	12	±9
Second-Year	34	±5	76	4	7	3	10	±8
Third-Year	32	±5	71	8	5	5	11	±10
Fourth-Year	34	±5	73	3	5	6	14	±9
Experienced USC	87	±14	NR	NR	NR	NR	NR	
Experienced SH	95	±3	62	4	8	8	18	±8
USAFA	32	±2	75	7	3	4	11	±4
First-Year	34	±4	79	7	2	4	8	±6
Second-Year	29	±4	75	9	4	2	11	±7
Third-Year	33	±4	75	8	5	1	12	±7
Fourth-Year	34	±5	72	7	3	7	12	±8
Experienced USC	100	±0	NR	NR	NR	NR	NR	
Experienced SH	96	±3	60	12	6	7	15	±7

Note. Percent responding are students who answered the question and who experienced unprofessional, gender-related behavior(s) since June 2005 (Q19).
NR: Not reportable

23. Where and when did this situation occur?

a. During the academic day

- 1. None of it
- 4. All of it

2. Some of it

3. Most of it

	Percent Responding		Percentages				Max ME	Degree of Occurrence		
			1	2	3	4				
TOTAL	41	±2	54	34	5	6	±2	1.6	±0.1	
USMA	42	±3	55	33	6	6	±4	1.6	±0.1	
USNA	42	±2	53	35	5	7	±3	1.7	±0.1	
USAFA	40	±2	55	34	5	6	±3	1.6	±0.1	
CLASS										
First-Year	41	±3	54	32	6	8	±4	1.7	±0.1	
Second-Year	40	±3	53	36	5	6	±4	1.7	±0.1	
Third-Year	40	±3	55	36	5	4	±4	1.6	±0.1	
Fourth-Year	45	±3	56	33	5	6	±4	1.6	±0.1	
GENDER										
Female	78	±1	42	44	8	6	±1	1.8	±0.1	
Male	34	±2	60	29	4	7	±3	1.6	±0.1	
EXPERIENCED BEHAVIORS										
Not Experienced USC	40	±2	54	34	5	6	±2	1.6	±0.1	
Experienced USC	92	±4	55	34	4	7	±6	1.6	±0.2	
Unwanted Touching	95	±5	59	30	5	6	±9	1.6	±0.2	
Attempted SA	96	±2	46	49	0	NR	±9	1.7	±0.3	
Completed SA	85	±10	53	34	3	9	±11	1.7	±0.3	
Not Experienced SH	29	±2	60	28	5	7	±3	1.6	±0.1	
Experienced SH	96	±1	46	42	6	5	±3	1.7	±0.1	
FEMALE										
First-Year	73	±3	42	41	10	7	±3	1.8	±0.1	
Second-Year	77	±2	39	46	8	6	±2	1.8	±0.1	
Third-Year	76	±2	43	45	6	5	±2	1.7	±0.1	
Fourth-Year	82	±1	42	45	7	6	±1	1.8	±0.1	
Not Experienced USC	76	±1	41	45	9	6	±1	1.8	±0.1	
Experienced USC	96	±1	52	41	4	3	±3	1.6	±0.1	
Unwanted Touching	97	±2	58	31	7	3	±5	1.5	±0.1	
Attempted SA	96	±2	44	56	0	0	±6	1.6	±0.1	
Completed SA	94	±2	50	39	4	6	±5	1.7	±0.1	
Not Experienced SH	55	±2	47	38	7	8	±2	1.8	±0.1	
Experienced SH	96	±1	39	48	8	5	±2	1.8	±0.1	
USMA	82	±2	37	47	9	7	±2	1.9	±0.1	
First-Year	81	±4	34	45	13	8	±5	1.9	±0.1	
Second-Year	82	±3	32	48	12	7	±4	1.9	±0.1	
Third-Year	82	±3	43	45	5	7	±4	1.8	±0.1	
Fourth-Year	83	±2	39	49	6	6	±2	1.8	±0.1	
Experienced USC	96	±2	43	51	2	4	±5	1.7	±0.1	
Unwanted Touching	100	±0	54	41	5	0	±8	1.5	±0.1	
Attempted SA	94	±5	36	64	0	0	±9	1.6	±0.1	
Completed SA	94	±3	36	50	0	14	±8	1.9	±0.2	
Experienced SH	96	±1	33	53	9	5	±2	1.9	±0.1	

Note. Percent responding are students who answered the question and who experienced unprofessional, gender-related behavior(s) since June 2005 (Q19).
 NR: Not reportable

23a. Continued	Percent Responding		Percentages				Max ME	Degree of Occurrence		
			1	2	3	4				
USNA	79	±1	42	43	10	5	±2	1.8	±0.1	
First-Year	73	±4	40	39	12	8	±5	1.9	±0.1	
Second-Year	80	±2	42	47	7	4	±3	1.7	±0.1	
Third-Year	78	±2	42	47	8	3	±3	1.7	±0.1	
Fourth-Year	82	±1	45	40	9	6	±2	1.8	±0.1	
Experienced USC	97	±2	60	31	5	4	±4	1.5	±0.1	
Unwanted Touching	100	±0	65	13	13	9	±6	1.7	±0.2	
Attempted SA	94	±3	46	54	0	0	±7	1.5	±0.1	
Completed SA	94	±3	65	35	0	0	±7	1.3	±0.1	
Experienced SH	96	±1	37	47	10	5	±2	1.8	±0.1	
USAFA	73	±2	45	44	5	6	±2	1.7	±0.1	
First-Year	68	±5	52	39	5	4	±7	1.6	±0.1	
Second-Year	69	±3	43	44	6	7	±4	1.8	±0.1	
Third-Year	70	±3	45	44	5	6	±4	1.7	±0.1	
Fourth-Year	81	±2	43	47	5	6	±2	1.7	±0.1	
Experienced USC	95	±2	52	41	6	2	±6	1.6	±0.1	
Unwanted Touching	93	±4	57	38	5	NR	±10	1.5	±0.2	
Attempted SA	100	±0	52	48	NR	NR	±11	1.5	±0.2	
Completed SA	95	±4	48	36	11	5	±10	1.7	±0.2	
Experienced SH	96	±1	47	43	6	4	±3	1.7	±0.1	
MALE										
First-Year	35	±3	59	28	5	9	±5	1.6	±0.1	
Second-Year	33	±3	58	31	4	7	±5	1.6	±0.1	
Third-Year	32	±3	61	32	4	3	±6	1.5	±0.1	
Fourth-Year	38	±3	62	28	4	7	±5	1.6	±0.1	
Not Experienced USC	34	±2	60	30	4	6	±3	1.6	±0.1	
Experienced USC	87	±9	60	23	4	13	±15	1.7	±0.3	
Not Experienced SH	27	±2	63	26	4	7	±3	1.6	±0.1	
Experienced SH	96	±2	53	37	5	5	±5	1.6	±0.1	
USMA	35	±3	62	28	4	6	±5	1.5	±0.1	
First-Year	33	±6	58	29	10	4	±10	1.6	±0.2	
Second-Year	35	±5	66	28	1	5	±8	1.5	±0.2	
Third-Year	31	±6	64	26	3	7	±11	1.5	±0.2	
Fourth-Year	42	±5	60	29	4	7	±8	1.6	±0.2	
Experienced USC	72	±23	NR	NR	NR	NR		1.5	±0.7	
Experienced SH	98	±3	56	36	4	4	±10	1.6	±0.2	
USNA	34	±3	58	31	3	8	±5	1.6	±0.1	
First-Year	36	±5	60	29	1	11	±9	1.6	±0.2	
Second-Year	34	±5	53	35	4	8	±9	1.7	±0.2	
Third-Year	33	±5	56	38	4	3	±10	1.5	±0.2	
Fourth-Year	36	±5	64	25	3	8	±9	1.5	±0.2	
Experienced USC	87	±14	NR	NR	NR	NR		2.0	±0.6	
Experienced SH	96	±3	52	38	5	5	±8	1.6	±0.2	
USAFA	33	±2	59	29	5	6	±4	1.6	±0.1	
First-Year	34	±4	58	26	4	11	±7	1.7	±0.2	
Second-Year	29	±4	55	31	7	8	±8	1.7	±0.2	
Third-Year	32	±4	62	31	6	1	±8	1.4	±0.1	
Fourth-Year	36	±5	61	28	5	6	±8	1.5	±0.2	
Experienced USC	100	±0	NR	NR	NR	NR		1.4	±0.3	
Experienced SH	96	±3	53	36	5	6	±7	1.6	±0.2	

Note. Percent responding are students who answered the question and who experienced unprofessional, gender-related behavior(s) since June 2005 (Q19).
NR: Not reportable

23. Where and when did this situation occur?

b. During breakfast/lunch/dinner in the dining hall

1. None of it
4. All of it

2. Some of it

3. Most of it

	Percent Responding		Percentages				Max ME	Degree of Occurrence		
			1	2	3	4				
TOTAL	41	±2	61	26	9	5	±2	1.6	±0.1	■
USMA	42	±3	60	26	10	5	±4	1.6	±0.1	■
USNA	42	±2	59	25	9	6	±3	1.6	±0.1	■
USAFA	40	±2	63	26	7	4	±3	1.5	±0.1	■
CLASS										
First-Year	41	±3	54	28	10	7	±4	1.7	±0.1	■
Second-Year	40	±3	55	30	10	5	±4	1.6	±0.1	■
Third-Year	40	±3	64	26	6	4	±4	1.5	±0.1	■
Fourth-Year	45	±3	66	20	9	5	±4	1.5	±0.1	■
GENDER										
Female	77	±1	56	30	11	3	±1	1.6	±0.1	■
Male	34	±2	63	24	8	6	±3	1.6	±0.1	■
EXPERIENCED BEHAVIORS										
Not Experienced USC	40	±2	60	26	9	5	±2	1.6	±0.1	■
Experienced USC	92	±4	67	19	10	5	±6	1.5	±0.2	■
Unwanted Touching	94	±5	67	20	6	7	±10	1.5	±0.2	■
Attempted SA	96	±2	70	21	9	0	±13	1.4	±0.2	■
Completed SA	86	±10	67	15	17	2	±11	1.5	±0.2	■
Not Experienced SH	30	±2	65	22	7	6	±3	1.5	±0.1	■
Experienced SH	96	±1	55	31	11	3	±3	1.6	±0.1	■
FEMALE										
First-Year	74	±3	47	34	14	6	±3	1.8	±0.1	■
Second-Year	77	±2	52	33	12	3	±2	1.7	±0.1	■
Third-Year	76	±2	60	29	9	1	±2	1.5	±0.1	■
Fourth-Year	82	±1	62	26	10	3	±1	1.5	±0.1	■
Not Experienced USC	76	±1	54	31	12	3	±1	1.6	±0.1	■
Experienced USC	96	±1	73	19	6	2	±3	1.4	±0.1	■
Unwanted Touching	96	±2	75	20	3	2	±5	1.3	±0.1	■
Attempted SA	96	±2	72	24	4	0	±5	1.3	±0.1	■
Completed SA	96	±2	77	10	12	2	±5	1.4	±0.1	■
Not Experienced SH	55	±2	62	25	9	5	±2	1.6	±0.1	■
Experienced SH	96	±1	53	32	12	3	±2	1.6	±0.1	■
USMA	82	±2	55	30	12	3	±2	1.6	±0.1	■
First-Year	83	±3	46	33	16	6	±5	1.8	±0.1	■
Second-Year	82	±3	51	33	13	3	±4	1.7	±0.1	■
Third-Year	80	±3	65	25	10	0	±4	1.4	±0.1	■
Fourth-Year	83	±2	60	28	10	2	±2	1.6	±0.1	■
Experienced USC	95	±2	72	21	6	2	±5	1.4	±0.1	■
Unwanted Touching	95	±4	74	21	5	0	±8	1.3	±0.1	■
Attempted SA	94	±5	77	23	0	0	±8	1.2	±0.1	■
Completed SA	94	±3	72	13	15	0	±8	1.4	±0.2	■
Experienced SH	97	±1	51	34	13	2	±2	1.7	±0.1	■

Note. Percent responding are students who answered the question and who experienced unprofessional, gender-related behavior(s) since June 2005 (Q19).

23b. Continued	Percent Responding		Percentages				Max ME	Degree of Occurrence		
			1	2	3	4				
USNA	79	±1	53	32	13	3	±2	1.7	±0.1	
First-Year	73	±4	48	35	11	6	±5	1.7	±0.1	
Second-Year	80	±2	52	32	14	2	±3	1.6	±0.1	
Third-Year	79	±2	52	34	13	1	±3	1.6	±0.1	
Fourth-Year	82	±1	56	26	13	4	±2	1.7	±0.1	
Experienced USC	98	±1	77	13	9	2	±4	1.4	±0.1	
Unwanted Touching	100	±0	78	13	4	5	±6	1.4	±0.2	
Attempted SA	94	±3	66	20	13	0	±8	1.5	±0.1	
Completed SA	100	±0	84	6	11	0	±5	1.3	±0.1	
Experienced SH	96	±1	48	35	15	3	±2	1.7	±0.1	
USAFA	73	±2	60	28	8	4	±2	1.6	±0.1	
First-Year	68	±5	47	32	14	6	±7	1.8	±0.2	
Second-Year	69	±3	53	33	8	6	±4	1.7	±0.1	
Third-Year	70	±3	66	26	5	3	±4	1.4	±0.1	
Fourth-Year	81	±2	69	23	5	3	±2	1.4	±0.1	
Experienced USC	95	±2	72	23	3	2	±5	1.3	±0.1	
Unwanted Touching	93	±4	74	26	NR	NR	±9	1.3	±0.1	
Attempted SA	100	±0	72	28	NR	NR	±10	1.3	±0.1	
Completed SA	95	±4	74	10	10	5	±9	1.5	±0.2	
Experienced SH	95	±1	61	28	8	3	±3	1.5	±0.1	
MALE										
First-Year	35	±3	57	26	9	8	±5	1.7	±0.1	
Second-Year	33	±3	57	29	9	5	±5	1.6	±0.1	
Third-Year	32	±3	66	24	4	6	±6	1.5	±0.1	
Fourth-Year	38	±3	68	18	9	5	±5	1.5	±0.1	
Not Experienced USC	34	±2	63	24	7	6	±3	1.6	±0.1	
Experienced USC	87	±9	55	19	17	9	±14	1.8	±0.3	
Not Experienced SH	27	±2	65	22	6	7	±3	1.5	±0.1	
Experienced SH	96	±2	57	29	10	4	±5	1.6	±0.1	
USMA	35	±3	61	24	9	6	±5	1.6	±0.1	
First-Year	33	±6	60	27	7	5	±10	1.6	±0.2	
Second-Year	35	±5	56	29	9	6	±9	1.7	±0.2	
Third-Year	31	±6	65	25	4	6	±11	1.5	±0.2	
Fourth-Year	42	±5	63	18	13	6	±8	1.6	±0.2	
Experienced USC	72	±23	NR	NR	NR	NR		1.7	±0.8	
Experienced SH	98	±3	58	26	12	4	±10	1.6	±0.2	
USNA	34	±3	62	22	8	8	±5	1.6	±0.1	
First-Year	36	±5	54	24	12	10	±9	1.8	±0.2	
Second-Year	34	±5	62	22	11	5	±9	1.6	±0.2	
Third-Year	32	±5	71	22	1	6	±10	1.4	±0.2	
Fourth-Year	36	±5	62	22	7	10	±9	1.6	±0.2	
Experienced USC	87	±14	NR	NR	NR	NR		1.9	±0.5	
Experienced SH	95	±4	59	26	11	4	±8	1.6	±0.2	
USAFA	33	±2	65	25	6	4	±4	1.5	±0.1	
First-Year	34	±4	58	28	7	7	±7	1.6	±0.2	
Second-Year	29	±4	52	37	7	5	±8	1.6	±0.2	
Third-Year	32	±4	63	26	6	6	±8	1.5	±0.2	
Fourth-Year	36	±5	79	16	6	0	±8	1.3	±0.1	
Experienced USC	100	±0	NR	NR	NR	NR		1.7	±0.4	
Experienced SH	96	±3	53	35	8	4	±7	1.6	±0.1	

Note. Percent responding are students who answered the question and who experienced unprofessional, gender-related behavior(s) since June 2005 (Q19).
 NR: Not reportable

23. Where and when did this situation occur?

c. During evening study period

- 1. None of it
- 4. All of it

2. Some of it

3. Most of it

	Percent Responding		Percentages				Max ME	Degree of Occurrence		
			1	2	3	4				
TOTAL	41	±2	60	29	8	3	±2	1.5	±0.1	■
USMA	42	±3	61	28	7	4	±4	1.5	±0.1	■
USNA	42	±2	63	28	7	3	±3	1.5	±0.1	■
USAFA	40	±2	57	31	9	3	±3	1.6	±0.1	■
CLASS										
First-Year	41	±3	70	22	5	3	±4	1.4	±0.1	■
Second-Year	39	±3	64	27	6	2	±4	1.5	±0.1	■
Third-Year	40	±3	57	32	9	3	±4	1.6	±0.1	■
Fourth-Year	45	±3	53	33	9	5	±4	1.7	±0.1	■
GENDER										
Female	77	±1	55	34	9	2	±1	1.6	±0.1	■
Male	34	±2	63	26	7	4	±3	1.5	±0.1	■
EXPERIENCED BEHAVIORS										
Not Experienced USC	40	±2	61	29	7	3	±2	1.5	±0.1	■
Experienced USC	92	±4	47	33	16	5	±6	1.8	±0.2	■
Unwanted Touching	93	±5	46	30	19	5	±9	1.8	±0.2	■
Attempted SA	96	±2	43	39	16	2	±9	1.8	±0.2	■
Completed SA	86	±10	50	36	7	8	±12	1.7	±0.3	■
Not Experienced SH	29	±2	67	24	6	3	±3	1.5	±0.1	■
Experienced SH	95	±1	51	36	10	3	±3	1.7	±0.1	■
FEMALE										
First-Year	74	±3	62	31	6	2	±3	1.5	±0.1	■
Second-Year	76	±2	61	30	8	1	±2	1.5	±0.1	■
Third-Year	76	±2	49	40	9	2	±2	1.6	±0.1	■
Fourth-Year	82	±1	51	35	12	3	±1	1.7	±0.1	■
Not Experienced USC	75	±1	56	34	8	2	±1	1.6	±0.1	■
Experienced USC	95	±1	46	34	18	3	±3	1.8	±0.1	■
Unwanted Touching	94	±2	49	27	21	3	±5	1.8	±0.1	■
Attempted SA	96	±2	41	38	18	2	±6	1.8	±0.1	■
Completed SA	96	±2	48	39	9	4	±5	1.7	±0.1	■
Not Experienced SH	55	±2	67	26	6	1	±2	1.4	±0.1	■
Experienced SH	96	±1	49	38	11	2	±2	1.7	±0.1	■
USMA	81	±2	53	36	8	3	±2	1.6	±0.1	■
First-Year	82	±4	55	36	6	3	±5	1.6	±0.1	■
Second-Year	82	±3	58	29	11	2	±4	1.6	±0.1	■
Third-Year	80	±3	52	40	5	3	±4	1.6	±0.1	■
Fourth-Year	82	±2	49	37	11	2	±2	1.7	±0.1	■
Experienced USC	95	±2	28	43	23	6	±5	2.1	±0.1	■
Unwanted Touching	95	±4	31	39	25	5	±8	2.0	±0.2	■
Attempted SA	94	±5	23	53	18	6	±9	2.1	±0.2	■
Completed SA	94	±3	35	44	14	7	±8	1.9	±0.2	■
Experienced SH	96	±1	47	41	10	3	±2	1.7	±0.1	■

Note. Percent responding are students who answered the question and who experienced unprofessional, gender-related behavior(s) since June 2005 (Q19).

23c. Continued	Percent Responding		Percentages				Max ME	Degree of Occurrence		
			1	2	3	4				
USNA	78	±1	60	32	7	1	±2	1.5	±0.1	■
First-Year	73	±4	67	25	7	1	±4	1.4	±0.1	■
Second-Year	79	±2	68	25	6	1	±3	1.4	±0.1	■
Third-Year	77	±2	50	43	6	1	±3	1.6	±0.1	■
Fourth-Year	82	±1	59	30	9	3	±2	1.6	±0.1	■
Experienced USC	97	±1	56	27	13	4	±4	1.6	±0.1	■
Unwanted Touching	96	±2	59	23	14	4	±6	1.6	±0.1	■
Attempted SA	94	±3	60	26	14	0	±8	1.5	±0.2	■
Completed SA	100	±0	50	33	11	6	±7	1.7	±0.2	■
Experienced SH	96	±1	54	37	8	1	±2	1.6	±0.1	■
USAFA	72	±2	50	36	12	2	±2	1.7	±0.1	■
First-Year	68	±5	62	31	5	1	±7	1.5	±0.1	■
Second-Year	69	±3	55	36	8	1	±4	1.5	±0.1	■
Third-Year	70	±3	45	37	16	2	±4	1.7	±0.1	■
Fourth-Year	81	±2	43	39	16	3	±2	1.8	±0.1	■
Experienced USC	95	±2	51	32	17	0	±6	1.7	±0.1	■
Unwanted Touching	93	±4	54	20	25	NR	±9	1.7	±0.2	■
Attempted SA	100	±0	45	33	22	NR	±11	1.8	±0.2	■
Completed SA	95	±4	54	41	5	NR	±9	1.5	±0.1	■
Experienced SH	95	±1	45	38	15	2	±3	1.7	±0.1	■
MALE										
First-Year	35	±3	73	19	5	3	±5	1.4	±0.1	■
Second-Year	32	±3	66	26	6	3	±5	1.5	±0.1	■
Third-Year	32	±3	61	27	9	3	±6	1.5	±0.1	■
Fourth-Year	37	±3	55	32	8	5	±5	1.6	±0.1	■
Not Experienced USC	33	±2	63	26	7	4	±3	1.5	±0.1	■
Experienced USC	87	±9	49	30	12	9	±15	1.8	±0.3	■
Not Experienced SH	27	±2	67	23	6	4	±3	1.5	±0.1	■
Experienced SH	95	±2	53	34	10	4	±5	1.6	±0.1	■
USMA	35	±3	64	24	7	5	±5	1.5	±0.1	■
First-Year	33	±6	74	16	5	4	±10	1.4	±0.2	■
Second-Year	35	±5	68	25	4	3	±8	1.4	±0.2	■
Third-Year	31	±6	64	26	7	3	±11	1.5	±0.2	■
Fourth-Year	42	±5	56	28	9	7	±8	1.7	±0.2	■
Experienced USC	72	±23	NR	NR	NR	NR		2.1	±0.8	■
Experienced SH	98	±3	59	26	11	4	±10	1.6	±0.2	■
USNA	34	±3	64	26	7	3	±5	1.5	±0.1	■
First-Year	36	±5	70	20	5	4	±9	1.4	±0.2	■
Second-Year	33	±5	64	25	7	4	±9	1.5	±0.2	■
Third-Year	32	±5	61	25	11	3	±10	1.6	±0.2	■
Fourth-Year	35	±5	61	33	4	2	±9	1.5	±0.2	■
Experienced USC	87	±14	NR	NR	NR	NR		1.5	±0.3	■
Experienced SH	94	±4	54	36	6	4	±8	1.6	±0.2	■
USAFA	33	±2	60	29	8	3	±4	1.5	±0.1	■
First-Year	34	±4	76	20	2	2	±6	1.3	±0.1	■
Second-Year	29	±4	66	27	7	0	±8	1.4	±0.1	■
Third-Year	32	±4	57	31	8	4	±8	1.6	±0.2	■
Fourth-Year	36	±5	48	35	11	6	±8	1.8	±0.2	■
Experienced USC	100	±0	NR	NR	NR	NR		1.9	±0.5	■
Experienced SH	95	±3	46	38	12	4	±7	1.7	±0.2	■

Note. Percent responding are students who answered the question and who experienced unprofessional, gender-related behavior(s) since June 2005 (Q19).
 NR: Not reportable

23. Where and when did this situation occur?

d. On Academy grounds, during the weekend

1. None of it
4. All of it

2. Some of it

3. Most of it

	Percent Responding		Percentages				Max ME	Degree of Occurrence		
			1	2	3	4				
TOTAL	41	±2	69	26	4	2	±2	1.4	±0.1	■
USMA	42	±3	68	27	4	1	±3	1.4	±0.1	■
USNA	42	±2	71	23	3	2	±3	1.4	±0.1	■
USAFA	40	±2	69	26	4	1	±3	1.4	±0.1	■
CLASS										
First-Year	41	±3	74	21	3	2	±4	1.3	±0.1	■
Second-Year	39	±3	74	23	2	1	±3	1.3	±0.1	■
Third-Year	40	±3	64	30	4	2	±4	1.4	±0.1	■
Fourth-Year	45	±3	66	27	6	2	±4	1.4	±0.1	■
GENDER										
Female	77	±1	62	31	6	1	±1	1.5	±0.1	■
Male	34	±2	72	23	3	2	±3	1.3	±0.1	■
EXPERIENCED BEHAVIORS										
Not Experienced USC	40	±2	70	25	3	1	±2	1.4	±0.1	■
Experienced USC	92	±4	50	35	11	4	±6	1.7	±0.1	■
Unwanted Touching	94	±5	60	30	9	1	±10	1.5	±0.2	■
Attempted SA	96	±2	32	38	26	4	±11	2.0	±0.2	■
Completed SA	86	±10	44	45	4	6	±14	1.7	±0.3	■
Not Experienced SH	29	±2	75	20	3	2	±3	1.3	±0.1	■
Experienced SH	96	±1	61	33	6	1	±3	1.5	±0.1	■
FEMALE										
First-Year	74	±3	70	26	4	0	±3	1.4	±0.1	■
Second-Year	76	±2	66	29	4	1	±2	1.4	±0.1	■
Third-Year	76	±2	55	36	6	2	±2	1.6	±0.1	■
Fourth-Year	82	±1	59	31	9	2	±1	1.5	±0.1	■
Not Experienced USC	75	±1	64	30	5	1	±1	1.4	±0.1	■
Experienced USC	96	±1	45	39	13	3	±3	1.7	±0.1	■
Unwanted Touching	96	±2	58	26	14	3	±5	1.6	±0.1	■
Attempted SA	96	±2	30	44	22	4	±6	2.0	±0.1	■
Completed SA	96	±2	43	49	6	2	±5	1.7	±0.1	■
Not Experienced SH	55	±2	73	23	3	1	±2	1.3	±0.1	■
Experienced SH	96	±1	57	35	7	1	±2	1.5	±0.1	■
USMA	82	±2	57	36	6	1	±2	1.5	±0.1	■
First-Year	83	±3	58	38	3	1	±5	1.5	±0.1	■
Second-Year	82	±3	61	34	5	0	±4	1.4	±0.1	■
Third-Year	80	±3	50	41	8	2	±4	1.6	±0.1	■
Fourth-Year	83	±2	60	33	6	2	±2	1.5	±0.1	■
Experienced USC	95	±2	30	49	17	4	±5	1.9	±0.1	■
Unwanted Touching	95	±4	46	39	10	5	±8	1.7	±0.2	■
Attempted SA	94	±5	11	60	29	0	±8	2.2	±0.1	■
Completed SA	94	±3	28	51	14	7	±8	2.0	±0.1	■
Experienced SH	96	±1	50	42	7	1	±2	1.6	±0.1	■

Note. Percent responding are students who answered the question and who experienced unprofessional, gender-related behavior(s) since June 2005 (Q19).

23d. Continued	Percent Responding		Percentages				Max ME	Degree of Occurrence		
			1	2	3	4				
USNA	78	±1	65	27	6	2	±2	1.4	±0.1	■
First-Year	73	±4	79	18	3	0	±4	1.2	±0.1	■
Second-Year	78	±2	68	26	4	2	±3	1.4	±0.1	■
Third-Year	79	±2	55	36	6	3	±3	1.6	±0.1	■
Fourth-Year	82	±1	64	26	9	2	±2	1.5	±0.1	■
Experienced USC	97	±1	56	28	11	5	±4	1.7	±0.1	■
Unwanted Touching	96	±2	63	23	9	5	±7	1.5	±0.1	■
Attempted SA	94	±3	46	21	20	13	±8	2.0	±0.2	■
Completed SA	100	±0	56	38	6	0	±7	1.5	±0.1	■
Experienced SH	96	±1	59	31	8	2	±2	1.5	±0.1	■
USAFA	72	±2	63	30	6	1	±2	1.5	±0.1	■
First-Year	68	±5	73	22	5	0	±6	1.3	±0.1	■
Second-Year	69	±3	70	28	2	0	±4	1.3	±0.1	■
Third-Year	70	±3	59	33	5	3	±4	1.5	±0.1	■
Fourth-Year	81	±2	53	35	11	1	±2	1.6	±0.1	■
Experienced USC	97	±2	49	39	12	0	±6	1.6	±0.1	■
Unwanted Touching	96	±2	63	17	20	NR	±9	1.6	±0.2	■
Attempted SA	100	±0	37	48	15	NR	±12	1.8	±0.2	■
Completed SA	95	±4	42	58	NR	NR	±10	1.6	±0.1	■
Experienced SH	96	±1	60	32	8	1	±3	1.5	±0.1	■
MALE										
First-Year	34	±3	76	18	2	3	±5	1.3	±0.1	■
Second-Year	33	±3	78	20	2	1	±5	1.3	±0.1	■
Third-Year	32	±3	69	27	3	1	±6	1.4	±0.1	■
Fourth-Year	37	±3	69	26	4	2	±5	1.4	±0.1	■
Not Experienced USC	33	±2	73	23	3	2	±3	1.3	±0.1	■
Experienced USC	87	±9	59	30	6	5	±15	1.6	±0.3	■
Not Experienced SH	27	±2	76	20	3	2	±3	1.3	±0.1	■
Experienced SH	96	±2	65	30	4	1	±5	1.4	±0.1	■
USMA	35	±3	72	23	4	1	±5	1.3	±0.1	■
First-Year	33	±6	69	25	3	3	±10	1.4	±0.2	■
Second-Year	35	±5	79	20	1	0	±8	1.2	±0.1	■
Third-Year	31	±6	71	25	4	NR	±11	1.3	±0.2	■
Fourth-Year	41	±5	70	24	6	1	±8	1.4	±0.2	■
Experienced USC	72	±23	NR	NR	NR	NR		1.6	±0.5	■
Experienced SH	98	±3	72	24	4	NR	±9	1.3	±0.2	■
USNA	34	±3	74	21	2	3	±5	1.3	±0.1	■
First-Year	36	±5	77	16	2	4	±8	1.3	±0.2	■
Second-Year	34	±5	78	18	1	2	±8	1.3	±0.2	■
Third-Year	33	±5	66	29	1	4	±10	1.4	±0.2	■
Fourth-Year	35	±5	72	23	3	1	±9	1.3	±0.2	■
Experienced USC	87	±14	NR	NR	NR	NR		1.6	±0.4	■
Experienced SH	95	±4	65	32	2	1	±8	1.4	±0.1	■
USAFA	33	±2	71	24	3	1	±4	1.3	±0.1	■
First-Year	35	±4	81	15	2	2	±6	1.2	±0.1	■
Second-Year	29	±4	75	21	3	1	±7	1.3	±0.1	■
Third-Year	32	±4	69	28	3	0	±8	1.3	±0.1	■
Fourth-Year	35	±5	64	30	4	3	±8	1.5	±0.2	■
Experienced USC	100	±0	NR	NR	NR	NR		1.6	±0.4	■
Experienced SH	96	±3	59	32	6	3	±7	1.5	±0.1	■

Note. Percent responding are students who answered the question and who experienced unprofessional, gender-related behavior(s) since June 2005 (Q19).
 NR: Not reportable

23. Where and when did this situation occur?

e. On Academy grounds, in dorm/barracks/living and sleeping area

1. None of it
4. All of it

2. Some of it

3. Most of it

	Percent Responding		Percentages				Max ME	Degree of Occurrence		
			1	2	3	4				
TOTAL	41	±2	55	31	9	6	±2	1.7	±0.1	
USMA	42	±3	55	30	9	6	±4	1.7	±0.1	
USNA	42	±2	54	32	8	6	±3	1.7	±0.1	
USAFA	40	±2	55	31	9	5	±3	1.6	±0.1	
CLASS										
First-Year	41	±3	61	25	8	5	±4	1.6	±0.1	
Second-Year	39	±3	59	30	7	5	±4	1.6	±0.1	
Third-Year	40	±3	51	34	10	5	±4	1.7	±0.1	
Fourth-Year	45	±3	50	34	10	6	±4	1.7	±0.1	
GENDER										
Female	77	±1	46	38	12	4	±1	1.7	±0.1	
Male	34	±2	58	28	8	6	±3	1.6	±0.1	
EXPERIENCED BEHAVIORS										
Not Experienced USC	40	±2	56	31	8	5	±2	1.6	±0.1	
Experienced USC	92	±4	37	32	18	12	±6	2.1	±0.2	
Unwanted Touching	93	±5	41	26	17	15	±10	2.1	±0.2	
Attempted SA	96	±2	28	32	34	6	±10	2.2	±0.2	
Completed SA	86	±10	36	46	6	13	±10	2.0	±0.2	
Not Experienced SH	29	±2	62	26	6	5	±3	1.6	±0.1	
Experienced SH	96	±1	44	38	12	6	±3	1.8	±0.1	
FEMALE										
First-Year	74	±3	52	33	10	5	±3	1.7	±0.1	
Second-Year	76	±2	53	37	7	3	±2	1.6	±0.1	
Third-Year	76	±2	40	43	13	4	±2	1.8	±0.1	
Fourth-Year	82	±1	43	38	15	4	±1	1.8	±0.1	
Not Experienced USC	75	±1	47	39	11	3	±1	1.7	±0.1	
Experienced USC	95	±1	39	30	21	10	±3	2.0	±0.1	
Unwanted Touching	94	±2	50	16	23	11	±5	1.9	±0.1	
Attempted SA	96	±2	26	37	31	7	±5	2.2	±0.1	
Completed SA	96	±2	38	43	7	11	±5	1.9	±0.1	
Not Experienced SH	55	±2	60	31	6	3	±2	1.5	±0.1	
Experienced SH	96	±1	39	42	15	5	±2	1.8	±0.1	
USMA	82	±2	40	41	13	5	±2	1.8	±0.1	
First-Year	81	±4	47	38	9	7	±5	1.8	±0.1	
Second-Year	82	±3	43	40	12	4	±4	1.8	±0.1	
Third-Year	80	±3	36	46	13	4	±4	1.9	±0.1	
Fourth-Year	84	±1	38	40	17	6	±2	1.9	±0.1	
Experienced USC	95	±2	28	29	30	13	±5	2.3	±0.1	
Unwanted Touching	95	±4	45	15	30	10	±8	2.1	±0.2	
Attempted SA	94	±5	11	36	47	6	±9	2.5	±0.2	
Completed SA	94	±3	28	43	7	22	±8	2.2	±0.2	
Experienced SH	96	±1	32	47	16	5	±2	1.9	±0.1	

Note. Percent responding are students who answered the question and who experienced unprofessional, gender-related behavior(s) since June 2005 (Q19).

23e. Continued	Percent Responding		Percentages				Max ME	Degree of Occurrence		
			1	2	3	4				
USNA	78	±1	47	38	11	4	±2	1.7	±0.1	
First-Year	73	±4	60	30	7	3	±5	1.5	±0.1	
Second-Year	79	±2	50	41	6	3	±3	1.6	±0.1	
Third-Year	78	±2	38	43	15	4	±3	1.9	±0.1	
Fourth-Year	82	±1	45	35	15	5	±2	1.8	±0.1	
Experienced USC	97	±1	48	20	18	15	±4	2.0	±0.1	
Unwanted Touching	96	±2	64	4	18	14	±6	1.8	±0.2	
Attempted SA	94	±3	33	26	27	13	±7	2.2	±0.2	
Completed SA	100	±0	40	33	11	17	±7	2.0	±0.2	
Experienced SH	96	±1	40	40	14	6	±2	1.9	±0.1	
USAFA	72	±2	50	36	11	3	±2	1.7	±0.1	
First-Year	68	±5	49	32	14	5	±7	1.8	±0.2	
Second-Year	69	±3	65	30	3	2	±4	1.4	±0.1	
Third-Year	70	±3	47	41	9	3	±4	1.7	±0.1	
Fourth-Year	81	±2	44	39	15	3	±2	1.8	±0.1	
Experienced USC	95	±2	41	40	16	4	±6	1.8	±0.1	
Unwanted Touching	93	±4	44	26	21	9	±10	2.0	±0.2	
Attempted SA	100	±0	37	48	15	NR	±12	1.8	±0.2	
Completed SA	95	±4	42	53	5	NR	±10	1.6	±0.1	
Experienced SH	96	±1	45	39	14	3	±3	1.8	±0.1	
MALE										
First-Year	35	±3	65	22	7	5	±5	1.5	±0.1	
Second-Year	33	±3	61	27	7	5	±5	1.6	±0.1	
Third-Year	32	±3	56	29	8	6	±6	1.6	±0.1	
Fourth-Year	38	±3	53	32	8	7	±5	1.7	±0.1	
Not Experienced USC	33	±2	59	28	7	6	±3	1.6	±0.1	
Experienced USC	87	±9	35	37	12	16	±15	2.1	±0.4	
Not Experienced SH	27	±2	62	25	6	6	±3	1.6	±0.1	
Experienced SH	96	±2	50	34	10	6	±5	1.7	±0.1	
USMA	35	±3	61	26	7	6	±5	1.6	±0.1	
First-Year	33	±6	62	23	11	4	±10	1.6	±0.2	
Second-Year	35	±5	71	21	4	4	±8	1.4	±0.2	
Third-Year	31	±6	57	31	6	6	±11	1.6	±0.2	
Fourth-Year	41	±5	55	28	7	9	±8	1.7	±0.2	
Experienced USC	72	±23	NR	NR	NR	NR		2.6	±0.7	
Experienced SH	98	±3	55	31	11	4	±10	1.6	±0.2	
USNA	35	±3	57	29	7	7	±5	1.6	±0.1	
First-Year	36	±5	63	24	5	8	±9	1.6	±0.2	
Second-Year	34	±5	54	29	7	10	±9	1.7	±0.2	
Third-Year	33	±5	53	30	11	6	±10	1.7	±0.2	
Fourth-Year	36	±5	58	33	5	3	±9	1.5	±0.2	
Experienced USC	87	±14	NR	NR	NR	NR		2.1	±0.6	
Experienced SH	97	±3	51	33	8	8	±8	1.7	±0.2	
USAFA	33	±2	57	29	9	6	±4	1.6	±0.1	
First-Year	34	±4	71	20	6	3	±7	1.4	±0.1	
Second-Year	29	±4	57	31	11	1	±8	1.6	±0.2	
Third-Year	32	±4	60	27	7	6	±8	1.6	±0.2	
Fourth-Year	35	±5	45	36	10	9	±8	1.8	±0.2	
Experienced USC	100	±0	NR	NR	NR	NR		1.8	±0.4	
Experienced SH	95	±3	44	37	13	6	±7	1.8	±0.2	

Note. Percent responding are students who answered the question and who experienced unprofessional, gender-related behavior(s) since June 2005 (Q19).
NR: Not reportable

23. Where and when did this situation occur?

f. On Academy grounds, not in dorm/barracks/living and sleeping area

- 1. None of it
- 4. All of it

2. Some of it

3. Most of it

	Percent Responding		Percentages				Max ME	Degree of Occurrence		
			1	2	3	4				
TOTAL	41	±2	77	19	2	2	±2	1.3	±0.1	■
USMA	42	±3	75	20	3	2	±3	1.3	±0.1	■
USNA	42	±2	79	17	1	3	±3	1.3	±0.1	■
USAFA	40	±2	76	20	2	2	±3	1.3	±0.1	■
CLASS										
First-Year	41	±3	73	20	3	4	±4	1.4	±0.1	■
Second-Year	39	±3	78	17	2	3	±3	1.3	±0.1	■
Third-Year	40	±3	75	22	2	1	±3	1.3	±0.1	■
Fourth-Year	45	±3	79	18	1	2	±3	1.3	±0.1	■
GENDER										
Female	77	±1	71	24	4	2	±1	1.4	±0.1	■
Male	34	±2	79	17	1	2	±3	1.3	±0.1	■
EXPERIENCED BEHAVIORS										
Not Experienced USC	40	±2	77	19	2	2	±2	1.3	±0.1	■
Experienced USC	92	±4	66	25	5	4	±6	1.5	±0.1	■
Unwanted Touching	93	±5	71	20	7	3	±9	1.4	±0.2	■
Attempted SA	96	±2	71	21	8	0	±7	1.4	±0.1	■
Completed SA	86	±10	54	35	1	9	±11	1.7	±0.3	■
Not Experienced SH	29	±2	82	15	1	2	±2	1.2	±0.1	■
Experienced SH	96	±1	70	25	3	2	±3	1.4	±0.1	■
FEMALE										
First-Year	73	±3	68	23	4	4	±3	1.4	±0.1	■
Second-Year	76	±2	71	22	4	2	±2	1.4	±0.1	■
Third-Year	76	±2	69	26	3	2	±2	1.4	±0.1	■
Fourth-Year	82	±1	73	22	3	1	±1	1.3	±0.1	■
Not Experienced USC	75	±1	72	23	3	2	±1	1.4	±0.1	■
Experienced USC	95	±1	64	27	7	2	±3	1.5	±0.1	■
Unwanted Touching	94	±2	73	16	10	2	±5	1.4	±0.1	■
Attempted SA	96	±2	67	24	9	0	±5	1.4	±0.1	■
Completed SA	96	±2	50	42	2	6	±5	1.6	±0.1	■
Not Experienced SH	55	±2	80	16	2	2	±2	1.3	±0.1	■
Experienced SH	96	±1	66	27	4	2	±2	1.4	±0.1	■
USMA	82	±2	67	26	5	2	±2	1.4	±0.1	■
First-Year	81	±4	61	28	5	6	±5	1.5	±0.1	■
Second-Year	82	±3	67	27	5	1	±4	1.4	±0.1	■
Third-Year	80	±3	65	27	6	2	±4	1.4	±0.1	■
Fourth-Year	83	±2	73	22	4	1	±2	1.3	±0.1	■
Experienced USC	95	±2	55	32	12	2	±5	1.6	±0.1	■
Unwanted Touching	95	±4	66	19	15	0	±8	1.5	±0.2	■
Attempted SA	94	±5	52	36	12	0	±9	1.6	±0.2	■
Completed SA	94	±3	50	36	7	7	±8	1.7	±0.2	■
Experienced SH	96	±1	61	31	5	2	±2	1.5	±0.1	■

Note. Percent responding are students who answered the question and who experienced unprofessional, gender-related behavior(s) since June 2005 (Q19).

23f. Continued	Percent Responding		Percentages				Max ME	Degree of Occurrence		
			1	2	3	4				
USNA	78	±1	74	21	3	2	±2	1.3	±0.1	■
First-Year	73	±4	76	16	3	4	±4	1.4	±0.1	■
Second-Year	78	±2	71	21	5	2	±3	1.4	±0.1	■
Third-Year	78	±2	73	24	2	1	±3	1.3	±0.1	■
Fourth-Year	82	±1	76	22	2	1	±2	1.3	±0.1	■
Experienced USC	97	±1	78	18	2	2	±4	1.3	±0.1	■
Unwanted Touching	96	±2	77	13	5	5	±6	1.4	±0.2	■
Attempted SA	94	±3	87	13	0	0	±5	1.1	±0.1	■
Completed SA	100	±0	72	28	0	0	±6	1.3	±0.1	■
Experienced SH	96	±1	69	24	4	2	±2	1.4	±0.1	■
USAFA	72	±2	71	24	3	2	±2	1.4	±0.1	■
First-Year	68	±5	68	26	5	1	±7	1.4	±0.1	■
Second-Year	69	±3	76	19	2	3	±4	1.3	±0.1	■
Third-Year	70	±3	69	28	2	2	±4	1.4	±0.1	■
Fourth-Year	81	±2	71	23	3	3	±2	1.4	±0.1	■
Experienced USC	95	±2	59	31	7	3	±6	1.6	±0.1	■
Unwanted Touching	93	±4	74	16	9	NR	±9	1.4	±0.2	■
Attempted SA	100	±0	66	20	14	NR	±10	1.5	±0.2	■
Completed SA	95	±4	31	58	NR	11	±10	1.9	±0.2	■
Experienced SH	96	±1	68	27	3	2	±3	1.4	±0.1	■
MALE										
First-Year	35	±3	75	19	2	4	±5	1.3	±0.1	■
Second-Year	33	±3	81	15	1	3	±4	1.3	±0.1	■
Third-Year	32	±3	79	19	1	1	±5	1.2	±0.1	■
Fourth-Year	37	±3	82	16	1	2	±4	1.2	±0.1	■
Not Experienced USC	33	±2	80	17	1	2	±3	1.3	±0.1	■
Experienced USC	87	±9	70	22	NR	6	±14	1.4	±0.3	■
Not Experienced SH	27	±2	82	15	1	2	±3	1.2	±0.1	■
Experienced SH	96	±2	73	23	2	2	±5	1.3	±0.1	■
USMA	35	±3	78	18	2	2	±4	1.3	±0.1	■
First-Year	33	±6	60	27	7	5	±10	1.6	±0.2	■
Second-Year	35	±5	83	15	1	1	±7	1.2	±0.1	■
Third-Year	31	±6	78	20	NR	1	±10	1.2	±0.2	■
Fourth-Year	41	±5	85	13	1	1	±7	1.2	±0.1	■
Experienced USC	72	±23	NR	NR	NR	NR		1.3	±0.5	■
Experienced SH	98	±3	73	21	4	2	±9	1.4	±0.2	■
USNA	34	±3	81	15	1	3	±4	1.3	±0.1	■
First-Year	36	±5	80	16	NR	4	±8	1.3	±0.2	■
Second-Year	34	±5	82	12	1	5	±8	1.3	±0.2	■
Third-Year	33	±5	79	19	1	1	±9	1.3	±0.2	■
Fourth-Year	35	±5	84	13	NR	2	±8	1.2	±0.1	■
Experienced USC	87	±14	NR	NR	NR	NR		1.4	±0.4	■
Experienced SH	95	±4	74	21	2	3	±8	1.3	±0.2	■
USAFA	33	±2	79	18	1	2	±4	1.3	±0.1	■
First-Year	34	±4	84	13	1	2	±6	1.2	±0.1	■
Second-Year	29	±4	77	18	2	3	±7	1.3	±0.1	■
Third-Year	32	±4	79	18	2	1	±7	1.2	±0.1	■
Fourth-Year	36	±5	76	21	1	2	±8	1.3	±0.1	■
Experienced USC	100	±0	NR	NR	NR	NR		1.6	±0.4	■
Experienced SH	96	±3	72	26	1	1	±7	1.3	±0.1	■

Note. Percent responding are students who answered the question and who experienced unprofessional, gender-related behavior(s) since June 2005 (Q19).
 NR: Not reportable

23. Where and when did this situation occur?

g. Off Academy grounds, at an Academy-sponsored event

1. None of it
4. All of it

2. Some of it

3. Most of it

	Percent Responding		Percentages				Max ME	Degree of Occurrence		
			1	2	3	4				
TOTAL	41	±2	88	10	1	1	±2	1.2	±0.1	█
USMA	42	±3	89	10	1	1	±3	1.1	±0.1	█
USNA	42	±2	88	10	0	1	±3	1.2	±0.1	█
USAFA	40	±2	87	10	1	1	±2	1.2	±0.1	█
CLASS										
First-Year	41	±3	88	9	1	2	±3	1.2	±0.1	█
Second-Year	40	±3	88	10	0	1	±3	1.1	±0.1	█
Third-Year	40	±3	87	11	1	1	±3	1.2	±0.1	█
Fourth-Year	45	±3	89	9	1	1	±3	1.1	±0.1	█
GENDER										
Female	77	±1	87	11	2	1	±1	1.2	±0.1	█
Male	34	±2	88	10	1	1	±2	1.1	±0.1	█
EXPERIENCED BEHAVIORS										
Not Experienced USC	40	±2	88	10	1	1	±2	1.1	±0.1	█
Experienced USC	92	±4	86	9	6	0	±5	1.2	±0.1	█
Unwanted Touching	93	±5	88	8	4	0	±9	1.2	±0.1	█
Attempted SA	96	±2	87	6	8	0	±5	1.2	±0.1	█
Completed SA	86	±10	79	14	8	0	±10	1.3	±0.2	█
Not Experienced SH	29	±2	90	8	1	1	±2	1.1	±0.1	█
Experienced SH	96	±1	85	13	2	1	±2	1.2	±0.1	█
FEMALE										
First-Year	74	±3	86	11	1	2	±3	1.2	±0.1	█
Second-Year	76	±2	87	11	2	1	±2	1.2	±0.1	█
Third-Year	76	±2	87	12	1	0	±2	1.2	±0.1	█
Fourth-Year	82	±1	88	10	2	0	±1	1.1	±0.1	█
Not Experienced USC	75	±1	87	11	1	1	±1	1.2	±0.1	█
Experienced USC	95	±1	86	7	7	0	±3	1.2	±0.1	█
Unwanted Touching	94	±2	89	3	8	0	±4	1.2	±0.1	█
Attempted SA	96	±2	85	7	9	0	±5	1.2	±0.1	█
Completed SA	96	±2	83	12	6	0	±4	1.2	±0.1	█
Not Experienced SH	55	±2	90	8	0	1	±1	1.1	±0.1	█
Experienced SH	96	±1	85	12	2	0	±1	1.2	±0.1	█
USMA	82	±2	86	12	2	1	±2	1.2	±0.1	█
First-Year	82	±4	83	16	0	1	±4	1.2	±0.1	█
Second-Year	82	±3	87	9	2	2	±3	1.2	±0.1	█
Third-Year	80	±3	88	11	2	0	±3	1.1	±0.1	█
Fourth-Year	83	±2	87	11	2	0	±2	1.1	±0.1	█
Experienced USC	95	±2	80	11	9	0	±4	1.3	±0.1	█
Unwanted Touching	95	±4	85	5	10	0	±6	1.2	±0.1	█
Attempted SA	94	±5	77	12	12	0	±8	1.4	±0.2	█
Completed SA	94	±3	72	22	7	0	±8	1.4	±0.1	█
Experienced SH	96	±1	84	13	2	0	±2	1.2	±0.1	█

Note. Percent responding are students who answered the question and who experienced unprofessional, gender-related behavior(s) since June 2005 (Q19).

23g. Continued	Percent Responding		Percentages				Max ME	Degree of Occurrence		
			1	2	3	4				
USNA	78	±1	87	11	1	1	±1	1.2	±0.1	█
First-Year	73	±4	91	8	0	1	±3	1.1	±0.1	█
Second-Year	79	±2	83	15	1	1	±2	1.2	±0.1	█
Third-Year	78	±2	87	11	1	0	±2	1.1	±0.1	█
Fourth-Year	82	±1	87	10	3	1	±1	1.2	±0.1	█
Experienced USC	97	±1	91	4	5	0	±2	1.1	±0.1	█
Unwanted Touching	96	±2	91	4	5	0	±4	1.1	±0.1	█
Attempted SA	94	±3	94	0	6	0	±3	1.1	±0.1	█
Completed SA	100	±0	89	5	5	0	±4	1.2	±0.1	█
Experienced SH	96	±1	85	13	2	1	±2	1.2	±0.1	█
USAFA	72	±2	88	9	2	1	±2	1.2	±0.1	█
First-Year	68	±5	84	9	4	3	±6	1.2	±0.1	█
Second-Year	68	±3	91	7	2	0	±3	1.1	±0.1	█
Third-Year	70	±3	84	14	1	1	±3	1.2	±0.1	█
Fourth-Year	81	±2	91	8	1	0	±2	1.1	±0.1	█
Experienced USC	95	±2	87	5	7	0	±5	1.2	±0.1	█
Unwanted Touching	93	±4	90	NR	10	NR	±10	1.2	±0.2	█
Attempted SA	100	±0	86	7	7	NR	±10	1.2	±0.2	█
Completed SA	95	±4	85	11	5	NR	±8	1.2	±0.1	█
Experienced SH	95	±1	87	10	3	0	±2	1.2	±0.1	█
MALE										
First-Year	35	±3	89	9	0	2	±4	1.2	±0.1	█
Second-Year	33	±3	89	10	0	1	±4	1.1	±0.1	█
Third-Year	32	±3	87	11	1	1	±4	1.2	±0.1	█
Fourth-Year	37	±3	89	9	1	1	±4	1.1	±0.1	█
Not Experienced USC	33	±2	89	10	1	1	±2	1.1	±0.1	█
Experienced USC	87	±9	85	13	2	NR	±14	1.2	±0.2	█
Not Experienced SH	27	±2	90	8	1	1	±2	1.1	±0.1	█
Experienced SH	96	±2	84	14	1	1	±4	1.2	±0.1	█
USMA	35	±3	90	9	1	1	±4	1.1	±0.1	█
First-Year	33	±6	88	8	1	3	±8	1.2	±0.2	█
Second-Year	35	±5	90	10	0	0	±6	1.1	±0.1	█
Third-Year	31	±6	91	9	NR	NR	±8	1.1	±0.1	█
Fourth-Year	41	±5	89	8	2	1	±7	1.1	±0.1	█
Experienced USC	72	±23	NR	NR	NR	NR		1.1	±0.3	█
Experienced SH	98	±3	88	12	NR	NR	±8	1.1	±0.1	█
USNA	34	±3	88	10	0	2	±4	1.1	±0.1	█
First-Year	36	±5	87	10	NR	3	±7	1.2	±0.2	█
Second-Year	34	±5	85	12	NR	3	±8	1.2	±0.2	█
Third-Year	33	±5	90	10	NR	NR	±8	1.1	±0.1	█
Fourth-Year	35	±5	91	9	NR	NR	±7	1.1	±0.1	█
Experienced USC	87	±14	NR	NR	NR	NR		1.2	±0.2	█
Experienced SH	95	±4	83	17	0	1	±7	1.2	±0.1	█
USAFA	33	±2	87	10	1	1	±3	1.2	±0.1	█
First-Year	35	±4	92	8	0	0	±5	1.1	±0.1	█
Second-Year	29	±4	91	9	0	0	±6	1.1	±0.1	█
Third-Year	32	±4	79	15	4	3	±7	1.3	±0.1	█
Fourth-Year	35	±5	88	9	1	2	±7	1.2	±0.1	█
Experienced USC	100	±0	NR	NR	NR	NR		1.1	±0.3	█
Experienced SH	96	±3	82	14	2	2	±6	1.2	±0.1	█

Note. Percent responding are students who answered the question and who experienced unprofessional, gender-related behavior(s) since June 2005 (Q19).
 NR: Not reportable

23. Where and when did this situation occur?

h. Off Academy grounds, while on leave

1. None of it
4. All of it

2. Some of it

3. Most of it

	Percent Responding		Percentages				Max ME	Degree of Occurrence		
			1	2	3	4				
TOTAL	41	±2	85	12	2	1	±2	1.2	±0.1	█
USMA	42	±3	85	12	2	2	±3	1.2	±0.1	█
USNA	42	±2	85	12	1	2	±3	1.2	±0.1	█
USAFA	40	±2	85	11	2	1	±2	1.2	±0.1	█
CLASS										
First-Year	41	±3	83	12	2	2	±3	1.2	±0.1	█
Second-Year	39	±3	83	13	1	2	±3	1.2	±0.1	█
Third-Year	40	±3	84	13	1	1	±3	1.2	±0.1	█
Fourth-Year	45	±3	88	9	2	1	±3	1.1	±0.1	█
GENDER										
Female	77	±1	87	11	2	1	±1	1.2	±0.1	█
Male	34	±2	84	12	2	2	±2	1.2	±0.1	█
EXPERIENCED BEHAVIORS										
Not Experienced USC	40	±2	85	12	2	1	±2	1.2	±0.1	█
Experienced USC	92	±4	80	12	5	3	±6	1.3	±0.1	█
Unwanted Touching	93	±5	86	8	2	4	±8	1.2	±0.2	█
Attempted SA	96	±2	69	21	NR	2	±10	1.4	±0.2	█
Completed SA	86	±10	77	14	8	1	±12	1.3	±0.2	█
Not Experienced SH	29	±2	86	11	1	2	±2	1.2	±0.1	█
Experienced SH	96	±1	84	13	2	1	±2	1.2	±0.1	█
FEMALE										
First-Year	73	±3	85	12	2	1	±3	1.2	±0.1	█
Second-Year	76	±2	86	12	1	1	±2	1.2	±0.1	█
Third-Year	75	±2	85	14	1	0	±2	1.2	±0.1	█
Fourth-Year	82	±1	92	6	2	0	±1	1.1	±0.1	█
Not Experienced USC	75	±1	88	11	1	0	±1	1.1	±0.1	█
Experienced USC	95	±1	82	13	4	2	±3	1.3	±0.1	█
Unwanted Touching	94	±2	85	8	5	3	±4	1.3	±0.1	█
Attempted SA	96	±2	72	24	2	2	±5	1.3	±0.1	█
Completed SA	96	±2	86	8	4	2	±4	1.2	±0.1	█
Not Experienced SH	55	±2	89	9	2	0	±2	1.1	±0.1	█
Experienced SH	96	±1	86	12	1	1	±1	1.2	±0.1	█
USMA	82	±2	87	10	2	0	±2	1.2	±0.1	█
First-Year	82	±4	85	10	3	1	±4	1.2	±0.1	█
Second-Year	82	±3	88	11	1	0	±3	1.1	±0.1	█
Third-Year	80	±3	87	12	1	0	±3	1.1	±0.1	█
Fourth-Year	83	±2	89	7	3	1	±2	1.2	±0.1	█
Experienced USC	95	±2	78	13	7	2	±4	1.3	±0.1	█
Unwanted Touching	95	±4	85	5	10	0	±7	1.3	±0.1	█
Attempted SA	94	±5	66	29	5	0	±8	1.4	±0.1	█
Completed SA	94	±3	87	0	7	7	±4	1.3	±0.1	█
Experienced SH	96	±1	86	12	2	1	±2	1.2	±0.1	█

Note. Percent responding are students who answered the question and who experienced unprofessional, gender-related behavior(s) since June 2005 (Q19).
NR: Not reportable

23h. Continued	Percent Responding		Percentages				Max ME	Degree of Occurrence		
			1	2	3	4				
USNA	78	±1	87	11	1	1	±1	1.2	±0.1	█
First-Year	72	±4	84	13	2	1	±4	1.2	±0.1	█
Second-Year	79	±2	86	13	0	1	±2	1.2	±0.1	█
Third-Year	78	±2	85	13	1	1	±2	1.2	±0.1	█
Fourth-Year	81	±1	91	8	1	0	±1	1.1	±0.1	█
Experienced USC	97	±1	78	17	2	4	±4	1.3	±0.1	█
Unwanted Touching	96	±2	72	14	5	9	±7	1.5	±0.2	█
Attempted SA	94	±3	74	26	0	0	±7	1.3	±0.1	█
Completed SA	100	±0	88	12	0	0	±6	1.1	±0.1	█
Experienced SH	96	±1	87	11	1	1	±2	1.2	±0.1	█
USAFA	72	±2	88	11	1	0	±2	1.1	±0.1	█
First-Year	68	±5	86	13	1	0	±5	1.2	±0.1	█
Second-Year	67	±3	85	11	2	2	±4	1.2	±0.1	█
Third-Year	69	±3	83	17	0	0	±4	1.2	±0.1	█
Fourth-Year	81	±2	95	4	1	0	±1	1.1	±0.1	█
Experienced USC	95	±2	88	9	2	2	±4	1.2	±0.1	█
Unwanted Touching	93	±4	96	4	NR	NR	±5	1.0	±0.1	█
Attempted SA	100	±0	78	15	NR	7	±10	1.4	±0.2	█
Completed SA	95	±4	85	10	5	NR	±7	1.2	±0.1	█
Experienced SH	95	±1	86	12	1	1	±2	1.2	±0.1	█
MALE										
First-Year	34	±3	83	13	2	2	±5	1.2	±0.1	█
Second-Year	33	±3	82	13	2	3	±4	1.3	±0.1	█
Third-Year	32	±3	84	12	2	2	±5	1.2	±0.1	█
Fourth-Year	37	±3	87	11	2	1	±4	1.2	±0.1	█
Not Experienced USC	33	±2	84	12	2	2	±2	1.2	±0.1	█
Experienced USC	87	±9	78	12	7	NR	±15	1.3	±0.3	█
Not Experienced SH	27	±2	85	11	1	2	±3	1.2	±0.1	█
Experienced SH	96	±2	82	14	3	1	±4	1.2	±0.1	█
USMA	35	±3	84	12	2	2	±4	1.2	±0.1	█
First-Year	32	±6	80	14	1	4	±9	1.3	±0.2	█
Second-Year	35	±5	82	12	1	5	±7	1.3	±0.2	█
Third-Year	31	±6	87	12	1	NR	±9	1.1	±0.1	█
Fourth-Year	41	±5	86	11	3	0	±7	1.2	±0.1	█
Experienced USC	72	±23	NR	NR	NR	NR		1.6	±0.6	█
Experienced SH	97	±3	86	10	4	NR	±8	1.2	±0.1	█
USNA	34	±3	84	13	1	2	±4	1.2	±0.1	█
First-Year	36	±5	83	13	2	2	±8	1.2	±0.2	█
Second-Year	34	±5	80	15	2	2	±8	1.3	±0.2	█
Third-Year	33	±5	86	10	NR	4	±8	1.2	±0.2	█
Fourth-Year	35	±5	87	12	1	NR	±8	1.1	±0.1	█
Experienced USC	87	±14	NR	NR	NR	NR		1.4	±0.4	█
Experienced SH	95	±4	78	19	2	1	±7	1.2	±0.1	█
USAFA	33	±2	84	12	2	2	±3	1.2	±0.1	█
First-Year	34	±4	85	11	3	1	±6	1.2	±0.1	█
Second-Year	29	±4	83	13	2	2	±7	1.2	±0.1	█
Third-Year	32	±4	80	16	4	1	±7	1.3	±0.1	█
Fourth-Year	35	±5	88	8	1	3	±7	1.2	±0.1	█
Experienced USC	100	±0	NR	NR	NR	NR		1.1	±0.2	█
Experienced SH	95	±3	82	13	3	2	±6	1.3	±0.1	█

Note. Percent responding are students who answered the question and who experienced unprofessional, gender-related behavior(s) since June 2005 (Q19).
 NR: Not reportable

23. Where and when did this situation occur?

i. Off Academy grounds, while on pass/liberty

1. None of it
4. All of it

2. Some of it

3. Most of it

	Percent Responding		Percentages				Max ME	Degree of Occurrence		
			1	2	3	4				
TOTAL	41	±2	81	15	2	2	±2	1.2	±0.1	█
USMA	42	±3	86	12	2	0	±3	1.2	±0.1	█
USNA	42	±2	79	16	2	3	±3	1.3	±0.1	█
USAFA	40	±2	79	17	2	2	±3	1.3	±0.1	█
CLASS										
First-Year	41	±3	77	16	2	4	±4	1.3	±0.1	█
Second-Year	39	±3	76	19	3	2	±3	1.3	±0.1	█
Third-Year	40	±3	81	18	1	0	±3	1.2	±0.1	█
Fourth-Year	45	±3	88	9	2	1	±3	1.2	±0.1	█
GENDER										
Female	77	±1	80	17	2	1	±1	1.3	±0.1	█
Male	34	±2	82	14	2	2	±2	1.2	±0.1	█
EXPERIENCED BEHAVIORS										
Not Experienced USC	40	±2	82	15	2	2	±2	1.2	±0.1	█
Experienced USC	92	±4	69	18	7	6	±5	1.5	±0.1	█
Unwanted Touching	93	±5	75	14	1	10	±8	1.5	±0.2	█
Attempted SA	96	±2	64	27	6	4	±7	1.5	±0.1	█
Completed SA	86	±10	59	21	19	1	±12	1.6	±0.2	█
Not Experienced SH	29	±2	84	13	2	2	±2	1.2	±0.1	█
Experienced SH	96	±1	78	18	2	2	±2	1.3	±0.1	█
FEMALE										
First-Year	74	±3	77	19	2	3	±3	1.3	±0.1	█
Second-Year	76	±2	78	17	3	2	±2	1.3	±0.1	█
Third-Year	76	±2	76	22	1	1	±2	1.3	±0.1	█
Fourth-Year	82	±1	87	9	3	1	±1	1.2	±0.1	█
Not Experienced USC	75	±1	82	16	2	1	±1	1.2	±0.1	█
Experienced USC	95	±1	65	22	7	7	±3	1.6	±0.1	█
Unwanted Touching	94	±2	65	20	3	13	±5	1.6	±0.2	█
Attempted SA	96	±2	59	31	6	4	±6	1.6	±0.1	█
Completed SA	96	±2	70	16	12	2	±5	1.5	±0.1	█
Not Experienced SH	55	±2	85	13	2	1	±2	1.2	±0.1	█
Experienced SH	96	±1	77	18	2	2	±1	1.3	±0.1	█
USMA	82	±2	85	13	1	0	±2	1.2	±0.1	█
First-Year	82	±4	83	15	1	1	±4	1.2	±0.1	█
Second-Year	82	±3	86	13	1	0	±3	1.2	±0.1	█
Third-Year	80	±3	84	16	0	0	±3	1.2	±0.1	█
Fourth-Year	83	±2	89	10	2	0	±2	1.1	±0.1	█
Experienced USC	95	±2	81	15	4	0	±4	1.2	±0.1	█
Unwanted Touching	95	±4	90	5	5	0	±6	1.2	±0.1	█
Attempted SA	94	±5	65	35	0	0	±8	1.3	±0.1	█
Completed SA	94	±3	93	0	7	0	±3	1.1	±0.1	█
Experienced SH	96	±1	83	15	1	0	±2	1.2	±0.1	█

Note. Percent responding are students who answered the question and who experienced unprofessional, gender-related behavior(s) since June 2005 (Q19).

23i. Continued	Percent Responding		Percentages				Max ME	Degree of Occurrence		
			1	2	3	4				
USNA	78	±1	79	18	2	1	±1	1.3	±0.1	
First-Year	73	±4	76	21	1	1	±4	1.3	±0.1	
Second-Year	79	±2	77	19	2	2	±2	1.3	±0.1	
Third-Year	78	±2	74	24	1	1	±3	1.3	±0.1	
Fourth-Year	82	±1	87	9	3	1	±1	1.2	±0.1	
Experienced USC	97	±1	62	24	7	7	±4	1.6	±0.1	
Unwanted Touching	96	±2	54	32	4	9	±7	1.7	±0.1	
Attempted SA	94	±3	60	20	13	7	±7	1.7	±0.2	
Completed SA	100	±0	72	17	5	5	±7	1.4	±0.1	
Experienced SH	96	±1	77	20	2	1	±2	1.3	±0.1	
USAFA	72	±2	75	19	3	3	±2	1.3	±0.1	
First-Year	68	±5	70	22	3	5	±6	1.4	±0.1	
Second-Year	68	±3	71	20	6	3	±4	1.4	±0.1	
Third-Year	70	±3	71	26	2	2	±4	1.3	±0.1	
Fourth-Year	81	±2	84	10	4	2	±2	1.2	±0.1	
Experienced USC	95	±2	53	26	9	13	±6	1.8	±0.2	
Unwanted Touching	93	±4	53	21	NR	26	±9	2.0	±0.3	
Attempted SA	100	±0	50	36	7	7	±11	1.7	±0.2	
Completed SA	95	±4	52	27	22	NR	±10	1.7	±0.2	
Experienced SH	95	±1	72	20	4	3	±3	1.4	±0.1	
MALE										
First-Year	35	±3	77	15	3	5	±5	1.3	±0.1	
Second-Year	33	±3	76	19	3	2	±5	1.3	±0.1	
Third-Year	32	±3	84	15	1	0	±5	1.2	±0.1	
Fourth-Year	37	±3	88	9	1	2	±4	1.2	±0.1	
Not Experienced USC	33	±2	82	14	2	2	±2	1.2	±0.1	
Experienced USC	87	±9	77	12	6	5	±14	1.4	±0.3	
Not Experienced SH	27	±2	83	13	2	2	±3	1.2	±0.1	
Experienced SH	96	±2	78	18	2	1	±4	1.3	±0.1	
USMA	35	±3	86	12	2	1	±4	1.2	±0.1	
First-Year	33	±6	81	13	4	3	±9	1.3	±0.2	
Second-Year	35	±5	83	16	1	0	±7	1.2	±0.1	
Third-Year	31	±6	88	12	NR	NR	±9	1.1	±0.1	
Fourth-Year	41	±5	90	7	3	0	±6	1.1	±0.1	
Experienced USC	72	±23	NR	NR	NR	NR		1.3	±0.5	
Experienced SH	98	±3	84	13	2	NR	±8	1.2	±0.1	
USNA	34	±3	79	15	2	3	±4	1.3	±0.1	
First-Year	36	±5	73	17	3	6	±9	1.4	±0.2	
Second-Year	34	±5	69	23	4	4	±9	1.4	±0.2	
Third-Year	33	±5	86	13	1	NR	±8	1.2	±0.1	
Fourth-Year	35	±5	89	9	NR	2	±7	1.2	±0.1	
Experienced USC	87	±14	NR	NR	NR	NR		1.6	±0.5	
Experienced SH	96	±3	74	23	2	1	±8	1.3	±0.1	
USAFA	33	±2	80	16	1	2	±4	1.3	±0.1	
First-Year	34	±4	80	16	1	4	±6	1.3	±0.1	
Second-Year	29	±4	76	19	3	2	±7	1.3	±0.1	
Third-Year	32	±4	78	21	1	0	±7	1.2	±0.1	
Fourth-Year	35	±5	86	10	1	3	±7	1.2	±0.1	
Experienced USC	100	±0	NR	NR	NR	NR		1.2	±0.3	
Experienced SH	95	±3	78	17	2	3	±6	1.3	±0.1	

Note. Percent responding are students who answered the question and who experienced unprofessional, gender-related behavior(s) since June 2005 (Q19).
 NR: Not reportable

23. Where and when did this situation occur?

j. Over the Internet/chat rooms/instant or text messages

- 1. None of it
- 4. All of it

2. Some of it

3. Most of it

	Percent Responding		Percentages				Max ME	Degree of Occurrence		
			1	2	3	4				
TOTAL	41	±2	81	14	3	1	±2	1.2	±0.1	
USMA	42	±3	78	16	4	1	±3	1.3	±0.1	
USNA	42	±2	83	14	2	1	±3	1.2	±0.1	
USAFA	40	±2	83	13	3	1	±2	1.2	±0.1	
CLASS										
First-Year	41	±3	85	13	1	1	±3	1.2	±0.1	
Second-Year	39	±3	84	13	2	1	±3	1.2	±0.1	
Third-Year	40	±3	78	16	4	1	±3	1.3	±0.1	
Fourth-Year	45	±3	80	15	4	1	±3	1.3	±0.1	
GENDER										
Female	77	±1	73	19	6	1	±1	1.4	±0.1	
Male	34	±2	85	12	2	1	±2	1.2	±0.1	
EXPERIENCED BEHAVIORS										
Not Experienced USC	40	±2	83	14	3	1	±2	1.2	±0.1	
Experienced USC	91	±4	63	24	10	3	±6	1.5	±0.1	
Unwanted Touching	92	±5	75	15	9	1	±8	1.3	±0.1	
Attempted SA	94	±3	46	33	19	2	±10	1.8	±0.2	
Completed SA	86	±10	48	36	9	8	±12	1.8	±0.2	
Not Experienced SH	29	±2	88	10	1	1	±2	1.2	±0.1	
Experienced SH	96	±1	73	21	6	1	±2	1.3	±0.1	
FEMALE										
First-Year	73	±3	80	17	2	1	±3	1.2	±0.1	
Second-Year	75	±2	74	21	5	1	±2	1.3	±0.1	
Third-Year	76	±2	67	22	10	1	±2	1.4	±0.1	
Fourth-Year	82	±1	75	18	7	1	±1	1.3	±0.1	
Not Experienced USC	75	±1	76	18	5	1	±1	1.3	±0.1	
Experienced USC	94	±2	54	29	15	2	±3	1.7	±0.1	
Unwanted Touching	93	±3	62	23	13	2	±5	1.5	±0.1	
Attempted SA	94	±3	38	37	22	2	±6	1.9	±0.1	
Completed SA	96	±2	55	30	12	4	±5	1.6	±0.1	
Not Experienced SH	55	±2	82	14	3	1	±2	1.2	±0.1	
Experienced SH	96	±1	69	22	8	1	±2	1.4	±0.1	
USMA	82	±2	66	23	9	2	±2	1.5	±0.1	
First-Year	81	±4	75	19	3	2	±5	1.3	±0.1	
Second-Year	81	±3	65	26	8	1	±4	1.4	±0.1	
Third-Year	80	±3	62	26	9	3	±4	1.5	±0.1	
Fourth-Year	83	±2	63	23	11	3	±2	1.5	±0.1	
Experienced USC	93	±3	46	31	19	4	±5	1.8	±0.1	
Unwanted Touching	95	±4	56	29	15	0	±8	1.6	±0.2	
Attempted SA	88	±6	25	31	37	7	±9	2.3	±0.2	
Completed SA	94	±3	49	37	7	7	±9	1.7	±0.2	
Experienced SH	96	±1	61	26	10	3	±2	1.5	±0.1	

Note. Percent responding are students who answered the question and who experienced unprofessional, gender-related behavior(s) since June 2005 (Q19).

23j. Continued	Percent Responding		Percentages				Max ME	Degree of Occurrence		
			1	2	3	4				
USNA	78	±1	76	18	5	1	±1	1.3	±0.1	■
First-Year	72	±4	84	15	0	1	±4	1.2	±0.1	■
Second-Year	79	±2	71	23	6	0	±3	1.3	±0.1	■
Third-Year	78	±2	70	20	9	1	±3	1.4	±0.1	■
Fourth-Year	82	±1	81	14	4	1	±2	1.2	±0.1	■
Experienced USC	95	±2	62	28	7	2	±4	1.5	±0.1	■
Unwanted Touching	91	±4	75	19	0	5	±7	1.4	±0.2	■
Attempted SA	94	±3	46	47	7	0	±7	1.6	±0.1	■
Completed SA	100	±0	61	23	16	0	±7	1.6	±0.1	■
Experienced SH	96	±1	72	21	6	0	±2	1.3	±0.1	■
USAFA	72	±2	77	17	6	0	±2	1.3	±0.1	■
First-Year	68	±5	81	17	3	0	±6	1.2	±0.1	■
Second-Year	67	±3	85	13	1	1	±4	1.2	±0.1	■
Third-Year	70	±3	68	21	11	0	±4	1.4	±0.1	■
Fourth-Year	81	±2	76	18	6	0	±2	1.3	±0.1	■
Experienced USC	95	±2	54	27	18	2	±6	1.7	±0.1	■
Unwanted Touching	93	±4	57	21	22	NR	±10	1.7	±0.2	■
Attempted SA	100	±0	45	35	20	NR	±11	1.8	±0.2	■
Completed SA	95	±4	53	31	10	5	±9	1.7	±0.2	■
Experienced SH	96	±1	73	18	8	0	±3	1.4	±0.1	■
MALE										
First-Year	34	±3	87	11	1	1	±4	1.2	±0.1	■
Second-Year	33	±3	88	10	1	1	±4	1.2	±0.1	■
Third-Year	32	±3	84	13	2	1	±5	1.2	±0.1	■
Fourth-Year	37	±3	82	14	3	1	±4	1.2	±0.1	■
Not Experienced USC	33	±2	85	12	2	1	±2	1.2	±0.1	■
Experienced USC	87	±9	77	17	NR	NR	±14	1.3	±0.3	■
Not Experienced SH	27	±2	89	9	1	1	±2	1.1	±0.1	■
Experienced SH	96	±2	76	20	3	1	±5	1.3	±0.1	■
USMA	35	±3	83	14	2	1	±4	1.2	±0.1	■
First-Year	33	±6	88	11	NR	1	±8	1.2	±0.1	■
Second-Year	35	±5	89	8	2	1	±7	1.2	±0.1	■
Third-Year	31	±6	86	12	1	1	±9	1.2	±0.2	■
Fourth-Year	41	±5	74	21	4	1	±8	1.3	±0.1	■
Experienced USC	72	±23	NR	NR	NR	NR		1.5	±0.7	■
Experienced SH	98	±3	74	21	4	1	±9	1.3	±0.2	■
USNA	34	±3	85	12	1	1	±4	1.2	±0.1	■
First-Year	36	±5	85	13	NR	2	±8	1.2	±0.1	■
Second-Year	34	±5	87	11	NR	2	±7	1.2	±0.1	■
Third-Year	33	±5	83	15	1	1	±9	1.2	±0.1	■
Fourth-Year	35	±5	87	11	2	NR	±8	1.2	±0.1	■
Experienced USC	87	±14	NR	NR	NR	NR		1.4	±0.3	■
Experienced SH	95	±4	74	24	2	0	±8	1.3	±0.1	■
USAFA	33	±2	87	11	2	1	±3	1.2	±0.1	■
First-Year	34	±4	89	8	2	0	±5	1.1	±0.1	■
Second-Year	29	±4	87	13	0	0	±6	1.1	±0.1	■
Third-Year	32	±4	83	13	3	1	±7	1.2	±0.1	■
Fourth-Year	35	±5	87	9	2	2	±7	1.2	±0.1	■
Experienced USC	100	±0	NR	NR	NR	NR		1.1	±0.2	■
Experienced SH	95	±3	80	15	3	2	±6	1.3	±0.1	■

Note. Percent responding are students who answered the question and who experienced unprofessional, gender-related behavior(s) since June 2005 (Q19).
NR: Not reportable

23. Where and when did this situation occur?

k. During summer experience/training/duty

- 1. None of it
- 4. All of it

2. Some of it

3. Most of it

	Percent Responding		Percentages				Max ME	Degree of Occurrence		
			1	2	3	4				
TOTAL	41	±2	81	13	4	2	±2	1.3	±0.1	█
USMA	42	±3	72	18	8	3	±3	1.4	±0.1	█
USNA	42	±2	82	13	2	2	±3	1.2	±0.1	█
USAFA	40	±2	89	9	2	1	±2	1.1	±0.1	█
CLASS										
First-Year	41	±3	83	11	3	3	±3	1.3	±0.1	█
Second-Year	39	±3	79	16	3	2	±3	1.3	±0.1	█
Third-Year	40	±3	75	16	6	2	±3	1.4	±0.1	█
Fourth-Year	45	±3	86	10	3	2	±3	1.2	±0.1	█
GENDER										
Female	77	±1	75	17	6	3	±1	1.4	±0.1	█
Male	34	±2	84	12	3	2	±2	1.2	±0.1	█
EXPERIENCED BEHAVIORS										
Not Experienced USC	40	±2	81	13	4	2	±2	1.3	±0.1	█
Experienced USC	92	±4	74	14	6	6	±6	1.4	±0.1	█
Unwanted Touching	93	±5	84	8	4	5	±7	1.3	±0.1	█
Attempted SA	96	±2	63	21	2	14	±13	1.7	±0.3	█
Completed SA	85	±10	65	16	14	5	±14	1.6	±0.2	█
Not Experienced SH	29	±2	85	11	2	2	±2	1.2	±0.1	█
Experienced SH	96	±1	75	16	6	2	±2	1.4	±0.1	█
FEMALE										
First-Year	73	±3	79	16	3	2	±3	1.3	±0.1	█
Second-Year	76	±2	69	23	6	2	±2	1.4	±0.1	█
Third-Year	76	±2	66	20	10	4	±2	1.5	±0.1	█
Fourth-Year	82	±1	84	10	4	2	±1	1.2	±0.1	█
Not Experienced USC	76	±1	75	17	6	2	±1	1.4	±0.1	█
Experienced USC	95	±1	72	14	5	8	±3	1.5	±0.1	█
Unwanted Touching	94	±2	75	8	8	9	±5	1.5	±0.1	█
Attempted SA	96	±2	65	24	2	9	±5	1.5	±0.1	█
Completed SA	95	±2	78	10	6	6	±5	1.4	±0.1	█
Not Experienced SH	55	±2	80	14	3	3	±2	1.3	±0.1	█
Experienced SH	96	±1	72	18	8	3	±1	1.4	±0.1	█
USMA	83	±2	59	23	14	5	±2	1.6	±0.1	█
First-Year	82	±4	65	24	8	3	±5	1.5	±0.1	█
Second-Year	83	±3	54	32	13	1	±4	1.6	±0.1	█
Third-Year	80	±3	49	18	20	12	±4	2.0	±0.1	█
Fourth-Year	85	±1	68	18	11	3	±2	1.5	±0.1	█
Experienced USC	95	±2	65	19	9	6	±5	1.6	±0.1	█
Unwanted Touching	100	±0	76	5	14	5	±7	1.5	±0.2	█
Attempted SA	94	±5	47	36	6	12	±9	1.8	±0.2	█
Completed SA	87	±5	84	9	7	0	±10	1.2	±0.1	█
Experienced SH	97	±1	56	22	17	4	±2	1.7	±0.1	█

Note. Percent responding are students who answered the question and who experienced unprofessional, gender-related behavior(s) since June 2005 (Q19).

23k. Continued	Percent Responding		Percentages				Max ME	Degree of Occurrence		
			1	2	3	4				
USNA	78	±1	78	17	3	1	±2	1.3	±0.1	
First-Year	72	±4	80	18	1	1	±4	1.2	±0.1	
Second-Year	79	±2	72	23	3	2	±2	1.4	±0.1	
Third-Year	79	±2	66	25	6	2	±3	1.4	±0.1	
Fourth-Year	81	±1	92	5	2	1	±1	1.1	±0.1	
Experienced USC	95	±2	74	11	4	11	±4	1.5	±0.1	
Unwanted Touching	96	±2	82	5	5	9	±5	1.4	±0.1	
Attempted SA	94	±3	67	20	0	13	±7	1.6	±0.2	
Completed SA	95	±2	70	12	6	12	±7	1.6	±0.2	
Experienced SH	96	±1	74	20	4	2	±2	1.3	±0.1	
USAFA	72	±2	86	11	2	2	±2	1.2	±0.1	
First-Year	68	±5	91	6	1	1	±5	1.1	±0.1	
Second-Year	68	±3	80	14	2	4	±4	1.3	±0.1	
Third-Year	70	±3	82	14	4	0	±4	1.2	±0.1	
Fourth-Year	81	±2	89	9	1	1	±2	1.1	±0.1	
Experienced USC	95	±2	77	12	3	7	±5	1.4	±0.1	
Unwanted Touching	89	±5	68	13	4	14	±10	1.6	±0.3	
Attempted SA	100	±0	86	14	NR	NR	±10	1.1	±0.1	
Completed SA	100	±0	80	10	5	5	±8	1.4	±0.2	
Experienced SH	96	±1	84	11	3	2	±2	1.2	±0.1	
MALE										
First-Year	34	±3	84	10	3	3	±5	1.2	±0.1	
Second-Year	32	±3	84	13	2	1	±4	1.2	±0.1	
Third-Year	32	±3	80	15	4	1	±5	1.3	±0.1	
Fourth-Year	37	±3	87	10	2	2	±4	1.2	±0.1	
Not Experienced USC	33	±2	84	12	3	2	±2	1.2	±0.1	
Experienced USC	87	±9	76	14	6	NR	±15	1.4	±0.3	
Not Experienced SH	26	±2	86	10	2	2	±3	1.2	±0.1	
Experienced SH	96	±2	79	15	5	2	±4	1.3	±0.1	
USMA	35	±3	77	16	5	2	±4	1.3	±0.1	
First-Year	32	±6	76	14	7	3	±10	1.4	±0.2	
Second-Year	34	±5	80	16	4	0	±8	1.2	±0.1	
Third-Year	31	±6	70	19	7	4	±10	1.5	±0.2	
Fourth-Year	41	±5	81	15	4	1	±8	1.3	±0.1	
Experienced USC	72	±23	NR	NR	NR	NR		1.7	±0.7	
Experienced SH	98	±3	69	18	11	3	±9	1.5	±0.2	
USNA	34	±3	85	11	2	3	±4	1.2	±0.1	
First-Year	36	±5	83	12	1	4	±8	1.3	±0.2	
Second-Year	34	±5	83	13	1	3	±8	1.3	±0.2	
Third-Year	32	±5	85	11	4	NR	±9	1.2	±0.1	
Fourth-Year	35	±5	89	7	1	3	±7	1.2	±0.2	
Experienced USC	87	±14	NR	NR	NR	NR		1.4	±0.4	
Experienced SH	95	±4	82	14	3	2	±7	1.2	±0.1	
USAFA	33	±2	90	8	2	0	±3	1.1	±0.1	
First-Year	34	±4	94	2	2	1	±4	1.1	±0.1	
Second-Year	29	±4	90	9	1	0	±6	1.1	±0.1	
Third-Year	32	±4	84	14	2	0	±7	1.2	±0.1	
Fourth-Year	35	±5	92	7	1	1	±6	1.1	±0.1	
Experienced USC	100	±0	NR	NR	NR	NR		1.1	±0.2	
Experienced SH	95	±3	83	13	3	1	±6	1.2	±0.1	

Note. Percent responding are students who answered the question and who experienced unprofessional, gender-related behavior(s) since June 2005 (Q19).
 NR: Not reportable

24. Who was the offender(s) in this situation?

- a. Academy student who was senior to me
- b. Academy student who was in the same class as me
- c. Academy student who was in a class below me
- d. Military faculty or staff member
- e. Civilian faculty or staff member
- f. Other Academy-affiliated person
- g. DoD-affiliated person, not assigned to the Academy
- h. Person not affiliated with the Academy or DoD
- i. Unknown person

	Percent Responding		Percentages									Max ME
			a	b	c	d	e	f	g	h	i	
TOTAL	42	±2	28	77	16	7	3	3	3	5	6	±2
USMA	43	±3	31	75	16	8	3	2	4	5	5	±3
USNA	43	±2	30	77	17	7	3	4	3	6	6	±3
USAFA	40	±2	23	78	15	5	2	1	2	5	6	±3
CLASS												
First-Year	41	±3	10	77	33	9	3	4	3	7	7	±4
Second-Year	40	±3	30	79	24	9	3	3	3	6	7	±4
Third-Year	40	±3	30	75	11	5	3	2	3	5	5	±4
Fourth-Year	46	±3	37	76	1	4	2	2	2	3	4	±4
GENDER												
Female	79	±1	37	78	17	7	1	2	3	4	5	±1
Male	35	±2	23	76	15	6	3	3	3	6	6	±3
EXPERIENCED BEHAVIORS												
Not Experienced USC	41	±2	27	77	16	7	3	3	3	5	6	±2
Experienced USC	93	±4	40	74	13	6	3	2	5	5	5	±6
Unwanted Touching	95	±5	29	81	15	4	3	3	2	6	3	±9
Attempted SA	96	±2	54	76	8	9	0	2	4	6	4	±9
Completed SA	88	±10	49	60	12	NR	6	1	12	1	NR	±14
Not Experienced SH	30	±2	22	74	13	6	3	2	3	5	6	±3
Experienced SH	97	±1	36	80	20	8	2	3	3	5	5	±3
FEMALE												
First-Year	74	±3	9	82	40	11	1	3	3	5	5	±3
Second-Year	78	±2	38	80	28	9	1	2	4	4	6	±2
Third-Year	77	±2	43	77	10	7	2	2	3	5	4	±2
Fourth-Year	84	±1	51	77	0	4	1	2	0	3	4	±1
Not Experienced USC	77	±1	37	79	18	8	2	2	3	4	5	±1
Experienced USC	97	±1	41	75	11	6	1	2	2	4	2	±3
Unwanted Touching	97	±1	29	82	10	6	1	1	0	3	1	±5
Attempted SA	96	±2	56	72	9	11	0	2	4	7	4	±6
Completed SA	98	±1	43	66	10	0	2	2	4	2	0	±5
Not Experienced SH	56	±2	30	81	14	6	2	1	2	3	5	±2
Experienced SH	98	±1	41	77	19	8	1	2	3	5	5	±1
USMA	84	±2	41	75	19	12	1	2	4	3	4	±2
First-Year	83	±3	13	84	47	16	0	0	4	7	4	±5
Second-Year	83	±3	40	80	24	17	1	2	7	3	6	±4
Third-Year	82	±3	51	71	10	12	2	3	3	1	3	±4
Fourth-Year	87	±1	56	69	0	5	2	2	0	2	5	±2
Experienced USC	96	±2	46	76	8	13	2	4	4	2	4	±5
Unwanted Touching	100	±0	33	90	10	10	4	5	0	0	0	±8
Attempted SA	94	±5	52	71	6	23	0	6	12	6	6	±9
Completed SA	94	±3	49	57	0	0	0	0	0	0	0	±8
Experienced SH	98	±1	47	74	20	15	1	2	4	3	4	±2

Note: Percent responding are students who answered the question and who experienced unprofessional, gender-related behavior(s) since June 2005 (Q19).
 NR: Not reportable

24. Continued	Percent Responding		Percentages									Max ME
			a	b	c	d	e	f	g	h	i	
USNA	79	±1	38	81	16	5	2	3	3	4	4	±1
First-Year	73	±4	6	83	30	7	2	6	4	6	7	±4
Second-Year	81	±2	42	81	30	8	3	2	3	4	6	±3
Third-Year	79	±2	39	83	11	5	1	3	6	6	2	±3
Fourth-Year	83	±1	53	79	0	3	1	1	0	2	2	±2
Experienced USC	97	±1	41	66	7	2	0	0	4	7	4	±4
Unwanted Touching	96	±2	22	69	4	4	0	0	0	10	4	±6
Attempted SA	94	±3	60	67	7	0	0	0	0	7	7	±7
Completed SA	100	±0	49	61	12	0	0	0	11	5	0	±7
Experienced SH	97	±1	40	80	16	6	2	3	4	5	4	±2
USAFA	74	±2	34	78	18	5	1	2	1	5	6	±2
First-Year	68	±5	9	78	41	9	1	3	1	4	4	±7
Second-Year	71	±3	32	78	30	3	0	1	1	5	7	±4
Third-Year	72	±3	40	75	9	5	2	2	2	8	8	±4
Fourth-Year	83	±2	46	80	1	5	2	2	1	4	5	±2
Experienced USC	98	±1	37	81	16	3	2	2	0	3	0	±6
Unwanted Touching	96	±2	31	87	15	4	NR	NR	NR	NR	NR	±11
Attempted SA	100	±0	55	79	14	7	NR	NR	NR	7	NR	±11
Completed SA	100	±0	33	74	16	0	5	5	0	0	0	±10
Experienced SH	97	±1	36	77	20	5	1	2	1	6	6	±3
MALE												
First-Year	35	±3	10	75	31	8	3	4	3	7	7	±5
Second-Year	33	±3	27	78	22	9	4	3	3	7	8	±5
Third-Year	32	±3	23	74	11	4	3	2	3	6	5	±5
Fourth-Year	38	±3	31	76	2	4	2	2	3	4	4	±5
Not Experienced USC	34	±2	23	76	15	6	3	3	3	6	6	±3
Experienced USC	87	±9	37	73	17	7	6	NR	9	6	9	±15
Not Experienced SH	27	±2	21	73	13	6	3	3	3	6	6	±3
Experienced SH	97	±2	30	82	21	7	4	3	3	6	6	±5
USMA	36	±3	26	74	15	6	3	3	4	5	6	±5
First-Year	33	±6	13	75	33	7	4	4	3	7	7	±10
Second-Year	34	±5	32	71	25	10	6	5	5	9	10	±8
Third-Year	32	±6	25	76	11	3	1	NR	1	4	1	±10
Fourth-Year	43	±6	32	75	1	4	2	2	4	3	4	±8
Experienced USC	72	±23	NR	NR	NR	NR	NR	NR	NR	NR	NR	
Experienced SH	98	±3	30	82	18	6	1	1	2	5	2	±9
USNA	35	±3	26	75	17	8	4	4	4	6	7	±4
First-Year	37	±5	15	76	36	8	4	6	5	12	9	±9
Second-Year	34	±5	24	81	18	11	3	3	2	5	7	±8
Third-Year	33	±5	21	74	9	8	5	4	3	5	6	±9
Fourth-Year	37	±5	41	69	5	6	4	4	4	4	4	±9
Experienced USC	87	±14	NR	NR	NR	NR	NR	NR	NR	NR	NR	
Experienced SH	97	±3	31	81	23	9	6	6	5	6	7	±8
USAFA	33	±2	18	78	13	4	2	1	2	5	6	±4
First-Year	35	±4	2	73	22	10	2	2	0	2	5	±6
Second-Year	29	±4	23	85	24	4	2	0	3	8	5	±7
Third-Year	33	±4	24	73	12	3	4	3	5	8	7	±8
Fourth-Year	36	±5	20	83	0	3	0	1	0	5	5	±7
Experienced USC	100	±0	NR	NR	NR	NR	NR	NR	NR	NR	NR	
Experienced SH	97	±2	29	84	22	5	3	3	2	7	8	±7

Note. Percent responding are students who answered the question and who experienced unprofessional, gender-related behavior(s) since June 2005 (Q19).

NR: Not reportable

24. Who was the offender(s) in this situation? Constructed from Q24a-Q24h.

- 1. Academy student
- 2. Faculty/staff or other Academy-affiliated person
- 3. Person not assigned to your Academy
- 4. Combination of Academy students, faculty/staff, and/or persons not assigned to your Academy
- 5. Unknown offender

	Percent Responding		Percentages					Max ME	Percentage Involving an Academy-Related Offender		
			1	2	3	4	5				
TOTAL	42	±2	81	2	1	9	7	±2	92.0	±2.0	
USMA	43	±3	79	3	1	9	7	±3	91.0	±3.0	
USNA	43	±2	81	2	1	10	6	±3	93.0	±2.0	
USAFA	40	±2	82	2	2	7	7	±3	91.0	±2.0	
CLASS											
First-Year	41	±3	76	4	2	11	7	±4	92.0	±3.0	
Second-Year	40	±3	79	3	1	11	6	±3	92.0	±3.0	
Third-Year	40	±3	80	2	2	8	8	±3	90.0	±3.0	
Fourth-Year	46	±3	86	1	1	6	7	±3	93.0	±3.0	
GENDER											
Female	79	±1	84	2	1	11	2	±1	97.0	±1.0	
Male	35	±2	79	2	2	8	9	±3	89.0	±2.0	
EXPERIENCED BEHAVIORS											
Not Experienced USC	41	±2	81	2	2	8	7	±2	91.0	±2.0	
Experienced USC	93	±4	84	1	0	14	1	±5	99.0	±4.0	
Unwanted Touching	95	±5	90	1	0	10	0	±7	100.0	±0.0	
Attempted SA	96	±2	83	2	0	15	0	±5	100.0	±0.0	
Completed SA	88	±10	81	2	1	17	0	±15	99.0	±1.0	
Not Experienced SH	30	±2	80	3	2	6	10	±3	89.0	±2.0	
Experienced SH	97	±1	82	1	1	12	3	±2	96.0	±2.0	
FEMALE											
First-Year	74	±3	79	3	2	14	1	±3	97.0	±2.0	
Second-Year	78	±2	81	3	1	13	2	±2	97.0	±1.0	
Third-Year	77	±2	83	3	1	11	2	±2	97.0	±1.0	
Fourth-Year	84	±1	91	1	0	6	1	±1	99.0	±1.0	
Not Experienced USC	77	±1	84	2	1	11	2	±1	97.0	±1.0	
Experienced USC	97	±1	87	2	1	11	0	±2	99.0	±1.0	
Unwanted Touching	97	±1	90	1	0	9	0	±3	100.0	±0.0	
Attempted SA	96	±2	81	2	0	17	0	±5	100.0	±0.0	
Completed SA	98	±1	92	2	2	4	0	±3	98.0	±2.0	
Not Experienced SH	56	±2	87	3	1	6	4	±2	95.0	±1.0	
Experienced SH	98	±1	83	2	1	13	1	±1	98.0	±1.0	
USMA	84	±2	80	3	1	13	2	±2	97.0	±1.0	
First-Year	83	±3	76	2	2	19	1	±4	97.0	±2.0	
Second-Year	83	±3	71	5	1	20	3	±4	96.0	±2.0	
Third-Year	82	±3	82	5	1	10	2	±3	97.0	±2.0	
Fourth-Year	87	±1	90	1	0	6	3	±1	97.0	±1.0	
Experienced USC	96	±2	81	2	0	17	0	±4	100.0	±0.0	
Unwanted Touching	100	±0	86	0	0	14	0	±6	100.0	±0.0	
Attempted SA	94	±5	65	6	0	29	0	±8	100.0	±0.0	
Completed SA	94	±3	100	0	0	0	0	±0	100.0	±0.0	
Experienced SH	98	±1	79	3	1	17	1	±2	99.0	±1.0	

Note: Percent responding are students who answered the question and who experienced unprofessional, gender-related behavior(s) since June 2005 (Q19).

24. Continued	Percent Responding		Percentages					Max ME	Percentage Involving an Academy-Related Offender		
			1	2	3	4	5				
USNA	79	±1	86	2	1	10	1	±1	98.0	±1.0	
First-Year	73	±4	79	4	3	12	1	±4	96.0	±3.0	
Second-Year	81	±2	85	3	1	10	1	±2	98.0	±1.0	
Third-Year	79	±2	84	1	1	12	1	±2	97.0	±1.0	
Fourth-Year	83	±1	94	1	0	5	1	±1	99.0	±1.0	
Experienced USC	97	±1	89	2	2	7	0	±3	98.0	±2.0	
Unwanted Touching	96	±2	86	4	0	10	0	±6	100.0	±0.0	
Attempted SA	94	±3	93	0	0	7	0	±5	100.0	±0.0	
Completed SA	100	±0	89	0	5	5	0	±5	95.0	±4.0	
Experienced SH	97	±1	83	2	1	13	1	±2	99.0	±1.0	
USAFA	74	±2	87	2	1	9	2	±2	97.0	±1.0	
First-Year	68	±5	83	4	1	10	1	±6	97.0	±3.0	
Second-Year	71	±3	87	1	1	8	4	±3	95.0	±2.0	
Third-Year	72	±3	84	2	2	11	2	±3	97.0	±2.0	
Fourth-Year	83	±2	90	1	0	7	1	±2	99.0	±1.0	
Experienced USC	98	±1	90	2	0	8	0	±4	100.0	±0.0	
Unwanted Touching	96	±2	96	NR	NR	4	NR	±5	NR		
Attempted SA	100	±0	87	NR	NR	13	NR	±8	NR		
Completed SA	100	±0	90	5	0	5	0	±7	100.0	±0.0	
Experienced SH	97	±1	87	1	1	10	1	±2	98.0	±1.0	
MALE											
First-Year	35	±3	75	4	1	10	9	±5	90.0	±4.0	
Second-Year	33	±3	77	2	2	10	8	±5	90.0	±4.0	
Third-Year	32	±3	78	2	2	7	11	±5	87.0	±4.0	
Fourth-Year	38	±3	84	1	1	5	9	±4	90.0	±4.0	
Not Experienced USC	34	±2	79	2	2	7	9	±3	89.0	±2.0	
Experienced USC	87	±9	78	NR	NR	19	NR	±14	NR		
Not Experienced SH	27	±2	78	3	2	6	11	±3	87.0	±3.0	
Experienced SH	97	±2	82	1	1	12	5	±4	94.0	±3.0	
USMA	36	±3	79	2	2	8	9	±4	89.0	±4.0	
First-Year	33	±6	75	6	1	10	8	±10	90.0	±8.0	
Second-Year	34	±5	74	3	3	10	10	±8	87.0	±7.0	
Third-Year	32	±6	81	NR	NR	8	11	±10	89.0	±8.0	
Fourth-Year	43	±6	83	2	2	4	9	±7	89.0	±6.0	
Experienced USC	72	±23	NR	NR	NR	NR	NR		NR		
Experienced SH	98	±3	81	NR	1	10	8	±9	91.0	±7.0	
USNA	35	±3	78	2	1	10	8	±4	90.0	±3.0	
First-Year	37	±5	74	3	2	15	6	±9	92.0	±6.0	
Second-Year	34	±5	79	2	1	11	7	±8	91.0	±7.0	
Third-Year	33	±5	76	4	3	6	11	±9	86.0	±8.0	
Fourth-Year	37	±5	83	1	NR	7	9	±8	91.0	±7.0	
Experienced USC	87	±14	NR	NR	NR	NR	NR		NR		
Experienced SH	97	±3	80	1	0	15	5	±7	95.0	±5.0	
USAFA	33	±2	80	2	2	6	10	±4	88.0	±3.0	
First-Year	35	±4	78	5	1	5	12	±6	87.0	±5.0	
Second-Year	29	±4	81	2	1	10	7	±7	92.0	±5.0	
Third-Year	33	±4	78	1	5	5	11	±7	85.0	±7.0	
Fourth-Year	36	±5	85	0	2	5	9	±7	89.0	±6.0	
Experienced USC	100	±0	NR	NR	NR	NR	NR		NR		
Experienced SH	97	±2	85	1	2	9	4	±6	95.0	±4.0	

Note. Percent responding are students who answered the question and who experienced unprofessional, gender-related behavior(s) since June 2005 (Q19).
 NR: Not reportable

25. Was the offender(s)...?

- 1. One person (a male)
- 2. One person (a female)
- 3. More than one person (all males)
- 4. More than one person (all females)
- 5. More than one person (both males and females)
- 6. Not sure

	Percent Responding		Percentages						Max ME
			1	2	3	4	5	6	
TOTAL	41	±2	35	11	32	3	13	5	±2
USMA	41	±3	35	11	33	3	13	5	±4
USNA	42	±2	37	12	30	3	13	5	±3
USAFA	40	±2	33	12	34	3	12	6	±3
CLASS									
First-Year	40	±3	35	12	29	5	16	4	±4
Second-Year	39	±3	37	12	30	4	12	5	±4
Third-Year	39	±3	35	13	30	2	12	7	±4
Fourth-Year	45	±3	34	10	36	3	12	5	±4
GENDER									
Female	78	±1	39	0	53	0	6	2	±1
Male	33	±2	34	17	22	5	16	7	±3
EXPERIENCED BEHAVIORS									
Not Experienced USC	39	±2	35	12	31	4	13	5	±2
Experienced USC	92	±4	43	6	41	1	7	2	±6
Unwanted Touching	95	±5	49	4	37	2	9	0	±9
Attempted SA	96	±2	31	NR	51	0	6	NR	±9
Completed SA	83	±11	45	NR	40	0	5	0	±9
Not Experienced SH	29	±2	37	14	25	4	13	7	±3
Experienced SH	96	±1	34	8	41	2	12	3	±3
FEMALE									
First-Year	74	±3	43	0	48	0	8	2	±3
Second-Year	78	±2	38	0	53	0	7	2	±2
Third-Year	77	±2	40	0	52	0	5	2	±2
Fourth-Year	83	±1	37	0	56	0	6	1	±1
Not Experienced USC	76	±1	38	0	53	0	6	2	±1
Experienced USC	97	±1	47	0	48	0	6	0	±3
Unwanted Touching	97	±1	51	0	45	0	4	0	±5
Attempted SA	96	±2	35	0	58	0	6	0	±6
Completed SA	98	±1	53	0	40	0	7	0	±5
Not Experienced SH	55	±2	42	0	48	0	6	3	±2
Experienced SH	97	±1	38	0	55	0	7	1	±2
USMA	83	±2	38	0	55	0	6	1	±2
First-Year	84	±3	35	0	53	0	12	0	±5
Second-Year	83	±3	37	1	53	0	7	2	±4
Third-Year	81	±3	40	0	55	0	3	2	±4
Fourth-Year	85	±1	39	1	56	0	4	1	±2
Experienced USC	96	±2	40	0	52	0	7	0	±5
Unwanted Touching	100	±0	47	0	39	0	14	0	±8
Attempted SA	94	±5	18	0	76	0	6	0	±8
Completed SA	94	±3	64	0	36	0	0	0	±8
Experienced SH	98	±1	36	0	56	0	7	1	±2

Note. Percent responding are students who answered the question and who experienced unprofessional, gender-related behavior(s) since June 2005 (Q19).
 NR: Not reportable

25. Continued	Percent Responding		Percentages						Max ME
			1	2	3	4	5	6	
USNA	79	±1	42	0	51	0	6	1	±2
First-Year	71	±4	54	0	43	0	2	1	±5
Second-Year	81	±2	38	0	54	0	7	1	±3
Third-Year	79	±2	39	0	54	0	5	2	±3
Fourth-Year	82	±1	39	0	53	1	8	1	±2
Experienced USC	97	±1	62	0	35	0	4	0	±4
Unwanted Touching	96	±2	72	0	28	0	0	0	±7
Attempted SA	94	±3	46	0	47	0	7	0	±7
Completed SA	100	±0	62	0	33	0	6	0	±7
Experienced SH	97	±1	41	0	53	0	5	1	±2
USAFA	74	±2	38	0	52	0	7	3	±2
First-Year	68	±5	40	0	47	0	9	4	±7
Second-Year	71	±3	39	0	51	0	7	3	±4
Third-Year	72	±3	42	1	47	0	7	3	±4
Fourth-Year	83	±2	34	0	59	0	6	1	±2
Experienced USC	98	±1	39	0	55	0	6	0	±6
Unwanted Touching	96	±2	37	NR	63	NR	NR	NR	±9
Attempted SA	100	±0	45	NR	48	NR	7	NR	±11
Completed SA	100	±0	39	0	48	0	12	0	±12
Experienced SH	97	±1	36	0	55	0	8	1	±3
MALE									
First-Year	34	±3	32	16	21	6	19	6	±5
Second-Year	32	±3	37	17	20	6	14	6	±5
Third-Year	31	±3	33	20	18	4	16	9	±6
Fourth-Year	37	±3	33	14	27	4	15	6	±5
Not Experienced USC	33	±2	34	17	22	5	16	7	±3
Experienced USC	84	±10	37	16	29	NR	9	6	±15
Not Experienced SH	26	±2	36	17	20	5	14	7	±3
Experienced SH	95	±2	29	16	26	5	19	5	±5
USMA	34	±3	35	16	23	5	16	6	±5
First-Year	32	±6	20	21	23	7	24	4	±10
Second-Year	32	±5	36	17	18	7	14	8	±9
Third-Year	30	±6	40	12	21	3	16	9	±11
Fourth-Year	41	±5	39	14	28	4	11	5	±9
Experienced USC	62	±26	NR	NR	NR	NR	NR	NR	
Experienced SH	93	±5	29	10	26	8	21	6	±10
USNA	34	±3	35	17	19	5	17	6	±5
First-Year	36	±5	35	14	23	4	16	8	±9
Second-Year	34	±5	40	22	13	5	15	5	±9
Third-Year	31	±5	23	25	22	4	18	8	±10
Fourth-Year	35	±5	42	10	18	7	19	4	±9
Experienced USC	87	±14	NR	NR	NR	NR	NR	NR	
Experienced SH	95	±4	33	19	20	3	18	6	±8
USAFA	32	±2	31	17	25	5	14	8	±4
First-Year	33	±4	38	14	18	8	17	4	±7
Second-Year	29	±4	33	10	31	7	13	6	±8
Third-Year	32	±4	36	24	12	4	14	10	±8
Fourth-Year	35	±5	20	19	35	3	14	10	±8
Experienced USC	100	±0	NR	NR	NR	NR	NR	NR	
Experienced SH	97	±2	25	16	33	4	17	4	±7

Note. Percent responding are students who answered the question and who experienced unprofessional, gender-related behavior(s) since June 2005 (Q19).
NR: Not reportable

25. What was the gender of the offender(s)? Constructed from Q25.

1. Male
4. Not sure

2. Female

3. Both males and females were involved

	Percent Responding		Percentages				Max ME
			1	2	3	4	
TOTAL	41	±2	67	15	13	5	±2
USMA	41	±3	68	15	13	5	±4
USNA	42	±2	67	15	13	5	±4
USAFA	40	±2	67	15	12	6	±3
CLASS							
First-Year	40	±3	64	16	16	4	±4
Second-Year	39	±3	67	16	12	5	±4
Third-Year	39	±3	65	16	12	7	±4
Fourth-Year	45	±3	71	13	12	5	±4
GENDER							
Female	78	±1	92	0	6	2	±1
Male	33	±2	56	22	16	7	±3
EXPERIENCED BEHAVIORS							
Not Experienced USC	39	±2	66	15	13	5	±2
Experienced USC	92	±4	84	7	7	2	±7
Unwanted Touching	95	±5	86	6	9	0	±10
Attempted SA	96	±2	82	NR	6	NR	±16
Completed SA	83	±11	85	NR	5	0	±14
Not Experienced SH	29	±2	62	18	13	7	±3
Experienced SH	96	±1	74	10	12	3	±3
FEMALE							
First-Year	74	±3	90	0	8	2	±2
Second-Year	78	±2	91	0	7	2	±2
Third-Year	77	±2	92	0	5	2	±2
Fourth-Year	83	±1	93	0	6	1	±1
Not Experienced USC	76	±1	91	0	6	2	±1
Experienced USC	97	±1	94	0	6	0	±2
Unwanted Touching	97	±1	96	0	4	0	±2
Attempted SA	96	±2	94	0	6	0	±3
Completed SA	98	±1	93	0	7	0	±5
Not Experienced SH	55	±2	90	1	6	3	±1
Experienced SH	97	±1	93	0	7	1	±1
USMA	83	±2	92	0	6	1	±1
First-Year	84	±3	88	0	12	0	±4
Second-Year	83	±3	90	1	7	2	±3
Third-Year	81	±3	95	0	3	2	±2
Fourth-Year	85	±1	95	1	4	1	±1
Experienced USC	96	±2	93	0	7	0	±3
Unwanted Touching	100	±0	86	0	14	0	±6
Attempted SA	94	±5	94	0	6	0	±6
Completed SA	94	±3	100	0	0	0	±0
Experienced SH	98	±1	92	0	7	1	±2

Note. Percent responding are students who answered the question and who experienced unprofessional, gender-related behavior(s) since June 2005 (Q19).
NR: Not reportable

25. Continued	Percent Responding		Percentages				Max ME
			1	2	3	4	
USNA	79	±1	93	0	6	1	±1
First-Year	71	±4	97	0	2	1	±2
Second-Year	81	±2	92	0	7	1	±2
Third-Year	79	±2	93	0	5	2	±2
Fourth-Year	82	±1	91	1	8	1	±1
Experienced USC	97	±1	96	0	4	0	±2
Unwanted Touching	96	±2	100	0	0	0	±0
Attempted SA	94	±3	93	0	7	0	±4
Completed SA	100	±0	94	0	6	0	±4
Experienced SH	97	±1	94	0	5	1	±1
USAFA	74	±2	90	0	7	3	±2
First-Year	68	±5	87	0	9	4	±5
Second-Year	71	±3	90	0	7	3	±3
Third-Year	72	±3	89	1	7	3	±3
Fourth-Year	83	±2	93	0	6	1	±2
Experienced USC	98	±1	94	0	6	0	±4
Unwanted Touching	96	±2	NR	NR	NR	NR	
Attempted SA	100	±0	93	NR	7	NR	±5
Completed SA	100	±0	88	0	12	0	±12
Experienced SH	97	±1	91	0	8	1	±2
MALE							
First-Year	34	±3	53	23	19	6	±5
Second-Year	32	±3	57	23	14	6	±5
Third-Year	31	±3	51	24	16	9	±6
Fourth-Year	37	±3	60	19	15	6	±5
Not Experienced USC	33	±2	55	22	16	7	±3
Experienced USC	84	±10	66	19	9	6	±15
Not Experienced SH	26	±2	56	22	14	7	±3
Experienced SH	95	±2	55	20	19	5	±5
USMA	34	±3	58	21	16	6	±5
First-Year	32	±6	43	29	24	4	±10
Second-Year	32	±5	54	24	14	8	±9
Third-Year	30	±6	60	15	16	9	±11
Fourth-Year	41	±5	67	18	11	5	±8
Experienced USC	62	±26	NR	NR	NR	NR	
Experienced SH	93	±5	55	18	21	6	±10
USNA	34	±3	54	23	17	6	±5
First-Year	36	±5	58	18	16	8	±9
Second-Year	34	±5	53	27	15	5	±9
Third-Year	31	±5	45	29	18	8	±10
Fourth-Year	35	±5	60	17	19	4	±9
Experienced USC	87	±14	NR	NR	NR	NR	
Experienced SH	95	±4	53	23	18	6	±8
USAFA	32	±2	55	22	14	8	±4
First-Year	33	±4	56	23	17	4	±7
Second-Year	29	±4	65	17	13	6	±8
Third-Year	32	±4	48	28	14	10	±8
Fourth-Year	35	±5	54	21	14	10	±8
Experienced USC	100	±0	NR	NR	NR	NR	
Experienced SH	97	±2	58	20	17	4	±7

Note. Percent responding are students who answered the question and who experienced unprofessional, gender-related behavior(s) since June 2005 (Q19).
NR: Not reportable

25. Did the situation involve multiple offenders? Constructed from Q25.

1. Yes

2. No

3. Not sure

	Percent Responding		Percentages			Max ME	Percentage Reporting Yes
			1	2	3		
TOTAL	41	±2	48	47	5	±2	
USMA	41	±3	49	47	5	±4	
USNA	42	±2	46	49	5	±3	
USAFA	40	±2	49	45	6	±3	
CLASS							
First-Year	40	±3	49	46	4	±4	
Second-Year	39	±3	46	49	5	±4	
Third-Year	39	±3	45	49	7	±4	
Fourth-Year	45	±3	51	44	5	±4	
GENDER							
Female	78	±1	59	39	2	±1	
Male	33	±2	43	50	7	±3	
EXPERIENCED BEHAVIORS							
Not Experienced USC	39	±2	48	47	5	±2	
Experienced USC	92	±4	49	49	2	±6	
Unwanted Touching	95	±5	47	53	0	±9	
Attempted SA	96	±2	57	38	NR	±10	
Completed SA	83	±11	45	55	0	±9	
Not Experienced SH	29	±2	42	51	7	±3	
Experienced SH	96	±1	56	41	3	±3	
FEMALE							
First-Year	74	±3	56	43	2	±3	
Second-Year	78	±2	60	39	2	±2	
Third-Year	77	±2	57	40	2	±2	
Fourth-Year	83	±1	62	37	1	±1	
Not Experienced USC	76	±1	60	38	2	±1	
Experienced USC	97	±1	53	47	0	±3	
Unwanted Touching	97	±1	49	51	0	±5	
Attempted SA	96	±2	65	35	0	±6	
Completed SA	98	±1	47	53	0	±5	
Not Experienced SH	55	±2	54	42	3	±2	
Experienced SH	97	±1	61	38	1	±2	
USMA	83	±2	61	38	1	±2	
First-Year	84	±3	65	35	0	±5	
Second-Year	83	±3	60	38	2	±4	
Third-Year	81	±3	58	40	2	±4	
Fourth-Year	85	±1	60	40	1	±2	
Experienced USC	96	±2	60	40	0	±5	
Unwanted Touching	100	±0	53	47	0	±8	
Attempted SA	94	±5	82	18	0	±8	
Completed SA	94	±3	36	64	0	±8	
Experienced SH	98	±1	63	37	1	±2	

Note. Percent responding are students who answered the question and who experienced unprofessional, gender-related behavior(s) since June 2005 (Q19).
 NR: Not reportable

25. Continued	Percent Responding		Percentages			Max ME	Percentage Reporting Yes
			1	2	3		
USNA	79	±1	57	42	1	±2	
First-Year	71	±4	45	54	1	±5	
Second-Year	81	±2	61	38	1	±3	
Third-Year	79	±2	59	39	2	±3	
Fourth-Year	82	±1	61	39	1	±2	
Experienced USC	97	±1	38	62	0	±4	
Unwanted Touching	96	±2	28	72	0	±7	
Attempted SA	94	±3	54	46	0	±7	
Completed SA	100	±0	38	62	0	±7	
Experienced SH	97	±1	58	41	1	±2	
USAFA	74	±2	59	38	3	±2	
First-Year	68	±5	56	40	4	±7	
Second-Year	71	±3	58	39	3	±4	
Third-Year	72	±3	54	43	3	±4	
Fourth-Year	83	±2	65	34	1	±2	
Experienced USC	98	±1	61	39	0	±6	
Unwanted Touching	96	±2	63	37	NR	±9	
Attempted SA	100	±0	55	45	NR	±11	
Completed SA	100	±0	61	39	0	±9	
Experienced SH	97	±1	62	36	1	±3	
MALE							
First-Year	34	±3	47	48	6	±5	
Second-Year	32	±3	40	53	6	±5	
Third-Year	31	±3	38	53	9	±6	
Fourth-Year	37	±3	46	48	6	±5	
Not Experienced USC	33	±2	43	50	7	±3	
Experienced USC	84	±10	42	52	6	±15	
Not Experienced SH	26	±2	40	53	7	±3	
Experienced SH	95	±2	50	45	5	±5	
USMA	34	±3	44	50	6	±5	
First-Year	32	±6	54	41	4	±10	
Second-Year	32	±5	39	53	8	±9	
Third-Year	30	±6	40	51	9	±11	
Fourth-Year	41	±5	43	53	5	±9	
Experienced USC	62	±26	NR	NR	NR		
Experienced SH	93	±5	55	39	6	±10	
USNA	34	±3	41	53	6	±5	
First-Year	36	±5	43	49	8	±9	
Second-Year	34	±5	33	61	5	±9	
Third-Year	31	±5	44	48	8	±10	
Fourth-Year	35	±5	44	52	4	±9	
Experienced USC	87	±14	NR	NR	NR		
Experienced SH	95	±4	42	52	6	±8	
USAFA	32	±2	44	48	8	±4	
First-Year	33	±4	44	52	4	±7	
Second-Year	29	±4	51	43	6	±8	
Third-Year	32	±4	30	60	10	±8	
Fourth-Year	35	±5	51	38	10	±8	
Experienced USC	100	±0	NR	NR	NR		
Experienced SH	97	±2	54	41	4	±7	

Note. Percent responding are students who answered the question and who experienced unprofessional, gender-related behavior(s) since June 2005 (Q19).
 NR: Not reportable
















































26. Did you talk about this situation with a...

a. Parent/family member?

b. Boyfriend/girlfriend, roommate, or friend?

	Percent Responding		Percentages		Max ME	Percentage Who Talked to Someone		
			a	b				
TOTAL	42	±2	11	43	±2	44.0	±2.0	
USMA	42	±3	12	41	±3	42.0	±3.0	
USNA	43	±2	12	45	±3	46.0	±3.0	
USAFA	40	±2	9	43	±3	44.0	±3.0	
CLASS								
First-Year	41	±3	10	41	±4	42.0	±4.0	
Second-Year	40	±3	9	41	±4	42.0	±4.0	
Third-Year	40	±3	12	46	±4	47.0	±4.0	
Fourth-Year	46	±3	12	44	±4	44.0	±4.0	
GENDER								
Female	79	±1	21	71	±1	72.0	±1.0	
Male	34	±2	6	30	±3	31.0	±3.0	
EXPERIENCED BEHAVIORS								
Not Experienced USC	40	±2	10	41	±2	42.0	±2.0	
Experienced USC	93	±4	20	73	±7	73.0	±7.0	
Unwanted Touching	95	±5	15	72	±10	72.0	±10.0	
Attempted SA	96	±2	27	83	±10	83.0	±10.0	
Completed SA	89	±10	26	74	±11	74.0	±11.0	
Not Experienced SH	29	±2	7	32	±3	33.0	±3.0	
Experienced SH	98	±1	17	58	±3	59.0	±3.0	
FEMALE								
First-Year	75	±3	15	66	±3	67.0	±3.0	
Second-Year	77	±2	20	71	±2	71.0	±2.0	
Third-Year	77	±2	23	72	±2	74.0	±2.0	
Fourth-Year	84	±1	24	73	±1	74.0	±1.0	
Not Experienced USC	77	±1	20	69	±1	70.0	±1.0	
Experienced USC	98	±1	28	86	±3	86.0	±2.0	
Unwanted Touching	97	±1	31	90	±4	90.0	±4.0	
Attempted SA	96	±2	23	87	±5	87.0	±4.0	
Completed SA	100	±0	28	81	±5	81.0	±5.0	
Not Experienced SH	56	±2	11	57	±2	59.0	±2.0	
Experienced SH	98	±1	26	78	±1	78.0	±1.0	
USMA	84	±2	25	70	±2	71.0	±2.0	
First-Year	84	±3	21	65	±5	65.0	±5.0	
Second-Year	83	±3	24	71	±4	72.0	±4.0	
Third-Year	81	±3	29	74	±3	76.0	±3.0	
Fourth-Year	86	±1	28	68	±2	70.0	±2.0	
Experienced USC	98	±2	30	86	±4	86.0	±4.0	
Unwanted Touching	100	±0	33	91	±8	91.0	±5.0	
Attempted SA	94	±5	34	82	±8	82.0	±8.0	
Completed SA	100	±0	20	80	±6	80.0	±6.0	
Experienced SH	99	±1	30	78	±2	79.0	±2.0	

Note. Percent responding are students who answered the question and who experienced unprofessional, gender-related behavior(s) since June 2005 (Q19).

26. Continued	Percent Responding		Percentages		Max ME	Percentage Who Talked to Someone		
			a	b				
USNA	79	±1	23	72	±2	73.0	±2.0	
First-Year	73	±4	18	65	±5	66.0	±5.0	
Second-Year	80	±2	25	72	±2	73.0	±2.0	
Third-Year	79	±2	23	71	±3	72.0	±3.0	
Fourth-Year	84	±1	26	77	±2	77.0	±2.0	
Experienced USC	97	±1	34	89	±4	89.0	±3.0	
Unwanted Touching	96	±2	36	86	±6	86.0	±6.0	
Attempted SA	94	±3	27	94	±8	94.0	±3.0	
Completed SA	100	±0	39	88	±7	88.0	±7.0	
Experienced SH	97	±1	29	80	±2	80.0	±2.0	
USAFA	74	±2	15	71	±2	72.0	±2.0	
First-Year	70	±5	8	69	±6	69.0	±6.0	
Second-Year	70	±3	12	69	±4	69.0	±4.0	
Third-Year	71	±3	19	71	±4	74.0	±4.0	
Fourth-Year	83	±2	19	73	±2	74.0	±2.0	
Experienced USC	98	±1	20	85	±5	85.0	±5.0	
Unwanted Touching	96	±2	24	91	±8	91.0	±8.0	
Attempted SA	100	±0	7	86	±8	86.0	±8.0	
Completed SA	100	±0	24	74	±9	74.0	±9.0	
Experienced SH	98	±1	18	75	±3	76.0	±3.0	
MALE								
First-Year	34	±3	7	31	±5	32.0	±5.0	
Second-Year	32	±3	4	27	±5	29.0	±5.0	
Third-Year	32	±3	6	33	±6	33.0	±6.0	
Fourth-Year	38	±3	7	30	±5	31.0	±5.0	
Not Experienced USC	33	±2	6	30	±3	30.0	±3.0	
Experienced USC	87	±9	7	51	±14	51.0	±14.0	
Not Experienced SH	27	±2	6	27	±3	27.0	±3.0	
Experienced SH	97	±2	7	39	±5	39.0	±5.0	
USMA	35	±3	6	29	±5	30.0	±5.0	
First-Year	32	±6	7	38	±10	39.0	±10.0	
Second-Year	34	±5	3	22	±8	23.0	±8.0	
Third-Year	31	±6	6	29	±11	29.0	±11.0	
Fourth-Year	42	±5	8	29	±8	30.0	±8.0	
Experienced USC	72	±23	NR	NR		NR		
Experienced SH	97	±4	10	38	±10	39.0	±10.0	
USNA	35	±3	6	32	±5	33.0	±5.0	
First-Year	36	±5	6	28	±9	30.0	±9.0	
Second-Year	35	±5	5	34	±9	36.0	±9.0	
Third-Year	32	±5	6	39	±10	39.0	±10.0	
Fourth-Year	36	±5	8	28	±9	28.0	±9.0	
Experienced USC	87	±14	NR	NR		NR		
Experienced SH	98	±3	5	38	±8	38.0	±8.0	
USAFA	33	±2	6	30	±4	30.0	±4.0	
First-Year	34	±4	8	27	±6	28.0	±6.0	
Second-Year	29	±4	2	26	±7	26.0	±7.0	
Third-Year	32	±4	6	30	±8	31.0	±8.0	
Fourth-Year	35	±5	6	33	±8	34.0	±8.0	
Experienced USC	100	±0	NR	NR		NR		
Experienced SH	97	±2	7	40	±7	41.0	±7.0	

Note. Percent responding are students who answered the question and who experienced unprofessional, gender-related behavior(s) since June 2005 (Q19).
NR: Not reportable

27. Did you discuss/report this situation with/to any authority or organization?

	Percent Responding		Percentages	Max ME	Percentage Reporting Yes
			Yes		
TOTAL	42	±2	4	±1	
USMA	42	±3	4	±1	
USNA	43	±2	5	±2	
USAFA	40	±2	3	±1	
CLASS					
First-Year	41	±3	6	±2	
Second-Year	40	±3	3	±2	
Third-Year	40	±3	4	±1	
Fourth-Year	46	±3	3	±1	
GENDER					
Female	79	±1	8	±1	
Male	34	±2	2	±1	
EXPERIENCED BEHAVIORS					
Not Experienced USC	40	±2	4	±1	
Experienced USC	93	±4	9	±3	
Unwanted Touching	95	±5	7	±4	
Attempted SA	96	±2	8	±4	
Completed SA	89	±10	11	±4	
Not Experienced SH	29	±2	1	±1	
Experienced SH	97	±1	8	±2	
FEMALE					
First-Year	75	±3	9	±2	
Second-Year	78	±2	5	±1	
Third-Year	77	±2	9	±2	
Fourth-Year	84	±1	9	±1	
Not Experienced USC	77	±1	8	±1	
Experienced USC	98	±1	11	±2	
Unwanted Touching	97	±1	11	±4	
Attempted SA	96	±2	9	±4	
Completed SA	100	±0	15	±4	
Not Experienced SH	56	±2	3	±1	
Experienced SH	98	±1	11	±1	
USMA	84	±2	12	±2	
First-Year	84	±3	10	±3	
Second-Year	83	±3	7	±3	
Third-Year	82	±3	16	±3	
Fourth-Year	86	±1	14	±2	
Experienced USC	98	±2	13	±4	
Unwanted Touching	100	±0	15	±7	
Attempted SA	94	±5	17	±7	
Completed SA	100	±0	6	±3	
Experienced SH	99	±1	15	±2	

Note. Percent responding are students who answered the question and who experienced unprofessional, gender-related behavior(s) since June 2005 (Q19).

27. Continued	Percent Responding		Percentages	Max ME	Percentage Reporting Yes
			Yes		
USNA	79	±1	8	±1	
First-Year	73	±4	9	±3	
Second-Year	81	±2	7	±2	
Third-Year	79	±2	7	±2	
Fourth-Year	83	±1	9	±1	
Experienced USC	97	±1	16	±3	
Unwanted Touching	96	±2	9	±3	
Attempted SA	94	±3	7	±8	
Completed SA	100	±0	34	±7	
Experienced SH	97	±1	10	±1	
USAFA	74	±2	5	±1	
First-Year	69	±5	9	±5	
Second-Year	71	±3	2	±2	
Third-Year	72	±3	6	±2	
Fourth-Year	84	±2	5	±1	
Experienced USC	98	±1	6	±5	
Unwanted Touching	96	±2	10	±10	
Attempted SA	100	±0	NR		
Completed SA	100	±0	5	±6	
Experienced SH	98	±1	7	±2	
MALE					
First-Year	35	±3	5	±3	
Second-Year	33	±3	2	±2	
Third-Year	32	±3	1	±2	
Fourth-Year	38	±3	1	±2	
Not Experienced USC	33	±2	2	±1	
Experienced USC	87	±9	5	±10	
Not Experienced SH	27	±2	1	±1	
Experienced SH	96	±2	5	±3	
USMA	35	±3	1	±2	
First-Year	32	±6	4	±7	
Second-Year	34	±5	1	±4	
Third-Year	31	±6	NR		
Fourth-Year	42	±5	1	±4	
Experienced USC	72	±23	NR		
Experienced SH	97	±4	5	±6	
USNA	35	±3	3	±2	
First-Year	37	±5	5	±6	
Second-Year	35	±5	4	±5	
Third-Year	32	±5	1	±6	
Fourth-Year	36	±5	1	±5	
Experienced USC	87	±14	NR		
Experienced SH	97	±3	6	±5	
USAFA	33	±2	2	±2	
First-Year	35	±4	4	±4	
Second-Year	29	±4	0	±0	
Third-Year	32	±4	2	±4	
Fourth-Year	35	±5	1	±4	
Experienced USC	100	±0	NR		
Experienced SH	96	±3	3	±3	

Note. Percent responding are students who answered the question and who experienced unprofessional, gender-related behavior(s) since June 2005 (Q19).
NR: Not reportable

28. Did you discuss/report this situation with/to the following authorities or organizations?

- a. A cadet/midshipman leader
- b. Your officer/NCO chain of command member
- c. Officer/NCO chain of command member of the person(s) who did it
- d. Special office/program responsible for handling these kinds of complaints
- e. Other

	Percent Responding		Percentages					Max ME
			a	b	c	d	e	
TOTAL	2	±1	70	48	28	26	22	±7
USMA	2	±1	82	51	31	24	18	±9
USNA	2	±1	66	39	18	28	30	±13
USAFA	1	±1	56	58	40	29	14	±13
CLASS								
First-Year	2	±1	62	56	31	31	25	±15
Second-Year	1	±1	63	NR	28	40	NR	±16
Third-Year	2	±1	74	48	30	21	26	±10
Fourth-Year	2	±1	80	35	20	16	8	±11
GENDER								
Female	6	±1	74	55	33	28	18	±4
Male	1	±1	60	34	19	23	29	±17
EXPERIENCED BEHAVIORS								
Not Experienced USC	1	±1	72	46	29	21	23	±7
Experienced USC	8	±3	56	63	23	62	16	±17
Unwanted Touching	6	±3	NR	NR	NR	76	10	±17
Attempted SA	7	±3	NR	NR	NR	NR	NR	
Completed SA	10	±3	63	76	14	74	12	±13
Not Experienced SH	0	±1	NR	36	20	NR	NR	±17
Experienced SH	7	±1	73	50	30	30	23	±7
FEMALE								
First-Year	7	±2	80	54	34	33	16	±10
Second-Year	4	±1	50	67	34	56	28	±8
Third-Year	7	±1	75	59	37	19	25	±6
Fourth-Year	7	±1	83	44	25	20	10	±3
Not Experienced USC	6	±1	75	51	34	21	18	±4
Experienced USC	11	±2	69	78	28	67	20	±10
Unwanted Touching	11	±4	86	NR	NR	71	12	±18
Attempted SA	8	±3	NR	NR	NR	NR	NR	
Completed SA	15	±3	63	76	14	74	12	±13
Not Experienced SH	2	±1	67	51	26	6	7	±8
Experienced SH	10	±1	75	56	34	32	20	±4
USMA	10	±1	83	59	40	25	23	±5
First-Year	8	±3	89	67	44	22	22	±15
Second-Year	6	±2	71	57	57	57	43	±14
Third-Year	13	±2	89	67	39	17	33	±8
Fourth-Year	12	±1	83	44	28	17	6	±5
Experienced USC	13	±3	71	85	45	86	29	±13
Unwanted Touching	15	±6	NR	NR	NR	NR	NR	
Attempted SA	16	±6	NR	NR	NR	NR	NR	
Completed SA	6	±3	NR	NR	NR	NR	NR	
Experienced SH	15	±2	81	61	40	27	23	±5

Note. Percent responding are students who answered the question, who experienced unprofessional, gender-related behavior(s) since June 2005 (Q19), and who indicated they discussed/reported the situation with/to any authority or organization (Q27).
 NR: Not reportable

28. Continued	Percent Responding		Percentages					Max ME
			a	b	c	d	e	
USNA	6	±1	67	42	12	35	19	±5
First-Year	7	±2	63	38	13	50	25	±14
Second-Year	6	±1	44	67	11	56	22	±9
Third-Year	5	±1	64	36	18	27	18	±9
Fourth-Year	7	±1	87	33	7	20	13	±5
Experienced USC	16	±3	55	78	NR	66	21	±10
Unwanted Touching	8	±3	NR	NR	NR	NR	NR	
Attempted SA	7	±6	NR	NR	NR	NR	NR	
Completed SA	34	±7	51	67	NR	83	16	±12
Experienced SH	10	±1	65	43	14	38	22	±5
USAFA	4	±1	69	67	51	24	7	±9
First-Year	6	±3	NR	NR	NR	NR	NR	
Second-Year	1	±1	NR	NR	NR	NR	NR	
Third-Year	4	±2	57	71	57	14	14	±16
Fourth-Year	4	±1	75	63	50	25	13	±9
Experienced USC	6	±4	NR	NR	NR	NR	NR	
Unwanted Touching	9	±7	NR	NR	NR	NR	NR	
Attempted SA	NA		NA	NA	NA	NA	NA	
Completed SA	5	±4	NR	NR	NR	NR	NR	
Experienced SH	6	±2	80	64	54	30	9	±11
MALE								
First-Year	2	±1	NR	NR	NR	NR	NR	
Second-Year	1	±1	NR	NR	NR	NR	NR	
Third-Year	0	±1	NR	NR	NR	NR	NR	
Fourth-Year	0	±1	NR	NR	NR	NR	NR	
Not Experienced USC	1	±1	NR	NR	21	22	NR	±18
Experienced USC	4	±5	NR	NR	NR	NR	NR	
Not Experienced SH	0	±1	NR	NR	NR	NR	NR	
Experienced SH	4	±2	NR	NR	NR	NR	NR	
USMA	0	±1	NR	NR	NR	NR	NR	
First-Year	1	±2	NR	NR	NR	NR	NR	
Second-Year	0	±1	NR	NR	NR	NR	NR	
Third-Year	NA		NA	NA	NA	NA	NA	
Fourth-Year	0	±1	NR	NR	NR	NR	NR	
Experienced USC	NA		NA	NA	NA	NA	NA	
Experienced SH	5	±4	NR	NR	NR	NR	NR	
USNA	1	±1	NR	NR	NR	NR	NR	
First-Year	2	±2	NR	NR	NR	NR	NR	
Second-Year	1	±2	NR	NR	NR	NR	NR	
Third-Year	0	±1	NR	NR	NR	NR	NR	
Fourth-Year	0	±1	NR	NR	NR	NR	NR	
Experienced USC	NA		NA	NA	NA	NA	NA	
Experienced SH	6	±4	NR	NR	NR	NR	NR	
USAFA	1	±1	NR	NR	NR	NR	NR	
First-Year	1	±1	NR	NR	NR	NR	NR	
Second-Year	NA		NA	NA	NA	NA	NA	
Third-Year	1	±1	NR	NR	NR	NR	NR	
Fourth-Year	0	±1	NR	NR	NR	NR	NR	
Experienced USC	13	±15	NR	NR	NR	NR	NR	
Experienced SH	3	±2	NR	NR	NR	NR	NR	

Note. Percent responding are students who answered the question, who experienced unprofessional, gender-related behavior(s) since June 2005 (Q19), and who indicated they discussed/reported the situation with/to any authority or organization (Q27).

NR: Not reportable

NA: Not applicable

29. What actions were taken in response to your discussion/report?

a. The situation was/is being corrected

1. Yes













2. No

3. Don't know

	Percent Responding		Percentages			Max ME	Percentage Reporting Yes
			1	2	3		
TOTAL	2	±1	58	28	14	±7	
USMA	2	±1	60	29	12	±10	
USNA	2	±1	58	32	10	±12	
USAFA	1	±1	53	22	24	±14	
CLASS							
First-Year	2	±1	58	38	4	±14	
Second-Year	1	±1	NR	18	NR	±18	
Third-Year	2	±1	43	33	24	±12	
Fourth-Year	2	±1	66	20	14	±12	
GENDER							
Female	6	±1	61	27	13	±4	
Male	1	±1	NR	32	17	±18	
EXPERIENCED BEHAVIORS							
Not Experienced USC	1	±1	59	28	13	±8	
Experienced USC	8	±3	48	31	NR	±13	
Unwanted Touching	6	±3	NR	NR	NR		
Attempted SA	7	±3	NR	NR	NR		
Completed SA	10	±3	50	24	26	±12	
Not Experienced SH	0	±1	NR	NR	NR		
Experienced SH	7	±1	59	27	15	±7	
FEMALE							
First-Year	7	±2	50	41	9	±10	
Second-Year	4	±1	83	17	0	±7	
Third-Year	7	±1	53	25	22	±6	
Fourth-Year	7	±1	66	24	10	±3	
Not Experienced USC	6	±1	63	24	13	±4	
Experienced USC	11	±2	51	39	10	±9	
Unwanted Touching	11	±4	NR	NR	NR		
Attempted SA	8	±3	NR	NR	NR		
Completed SA	15	±3	50	24	26	±12	
Not Experienced SH	2	±1	51	43	6	±7	
Experienced SH	10	±1	62	24	14	±4	
USMA	10	±1	65	25	10	±5	
First-Year	7	±3	88	13	NR	±14	
Second-Year	6	±2	71	29	NR	±14	
Third-Year	13	±2	39	39	22	±8	
Fourth-Year	12	±1	78	17	6	±4	
Experienced USC	13	±3	58	42	NR	±13	
Unwanted Touching	15	±6	NR	NR	NR		
Attempted SA	16	±6	NR	NR	NR		
Completed SA	6	±3	NR	NR	NR		
Experienced SH	15	±2	64	26	11	±5	

Note. Percent responding are students who answered the question, who experienced unprofessional, gender-related behavior(s) since June 2005 (Q19), and who indicated they discussed/reported the situation with/to any authority or organization (Q27).

NR: Not reportable

29a. Continued	Percent Responding		Percentages			Max ME	Percentage Reporting Yes
			1	2	3		
USNA	6	±1	60	28	12	±5	
First-Year	7	±2	50	38	13	±14	
Second-Year	6	±1	89	11	0	±7	
Third-Year	5	±1	64	18	18	±9	
Fourth-Year	7	±1	47	40	13	±5	
Experienced USC	16	±3	66	23	11	±11	
Unwanted Touching	8	±3	NR	NR	NR		
Attempted SA	7	±6	NR	NR	NR		
Completed SA	34	±7	67	16	17	±12	
Experienced SH	10	±1	67	19	13	±5	
USAFA	4	±1	53	27	20	±10	
First-Year	6	±3	NR	NR	NR		
Second-Year	1	±1	NR	NR	NR		
Third-Year	4	±2	71	NR	29	±16	
Fourth-Year	4	±1	75	13	13	±9	
Experienced USC	6	±4	NR	NR	NR		
Unwanted Touching	9	±7	NR	NR	NR		
Attempted SA	NA		NA	NA	NA		
Completed SA	5	±4	NR	NR	NR		
Experienced SH	6	±2	51	29	20	±12	
MALE							
First-Year	2	±1	NR	NR	NR		
Second-Year	1	±1	NR	NR	NR		
Third-Year	0	±1	NR	NR	NR		
Fourth-Year	0	±1	NR	NR	NR		
Not Experienced USC	1	±1	NR	NR	13	±17	
Experienced USC	4	±5	NR	NR	NR		
Not Experienced SH	0	±1	NR	NR	NR		
Experienced SH	4	±2	NR	NR	NR		
USMA	0	±1	NR	NR	NR		
First-Year	1	±2	NR	NR	NR		
Second-Year	0	±1	NR	NR	NR		
Third-Year	NA		NA	NA	NA		
Fourth-Year	0	±1	NR	NR	NR		
Experienced USC	NA		NA	NA	NA		
Experienced SH	5	±4	NR	NR	NR		
USNA	1	±1	NR	NR	NR		
First-Year	2	±2	NR	NR	NR		
Second-Year	1	±2	NR	NR	NR		
Third-Year	0	±1	NR	NR	NR		
Fourth-Year	0	±1	NR	NR	NR		
Experienced USC	NA		NA	NA	NA		
Experienced SH	6	±4	NR	NR	NR		
USAFA	1	±1	NR	NR	NR		
First-Year	1	±1	NR	NR	NR		
Second-Year	NA		NA	NA	NA		
Third-Year	1	±1	NR	NR	NR		
Fourth-Year	0	±1	NR	NR	NR		
Experienced USC	13	±15	NR	NR	NR		
Experienced SH	3	±2	NR	NR	NR		

Note. Percent responding are students who answered the question, who experienced unprofessional, gender-related behavior(s) since June 2005 (Q19), and who indicated they discussed/reported the situation with/to any authority or organization (Q27).

NR: Not reportable

NA: Not applicable

29. What actions were taken in response to your discussion/report?

b. Person(s) who bothered you was/were talked to about the behavior

1. Yes

2. No

3. Don't know

	Percent Responding		Percentages			Max ME	Percentage Reporting Yes
			1	2	3		
TOTAL	2	±1	62	27	11	±7	
USMA	2	±1	73	20	7	±9	
USNA	2	±1	56	36	8	±13	
USAFA	1	±1	57	22	21	±16	
CLASS							
First-Year	2	±1	64	31	5	±15	
Second-Year	1	±1	NR	18	NR	±18	
Third-Year	2	±1	45	37	17	±11	
Fourth-Year	2	±1	69	19	12	±13	
GENDER							
Female	6	±1	69	23	8	±4	
Male	1	±1	NR	NR	16	±16	
EXPERIENCED BEHAVIORS							
Not Experienced USC	1	±1	64	25	10	±8	
Experienced USC	8	±3	49	34	NR	±13	
Unwanted Touching	6	±3	75	NR	11	±18	
Attempted SA	7	±3	NR	NR	NR		
Completed SA	10	±3	50	50	NR	±11	
Not Experienced SH	0	±1	NR	NR	NR		
Experienced SH	7	±1	63	27	10	±7	
FEMALE							
First-Year	7	±2	64	32	4	±11	
Second-Year	4	±1	78	16	6	±7	
Third-Year	7	±1	55	30	14	±6	
Fourth-Year	7	±1	78	15	7	±3	
Not Experienced USC	6	±1	72	19	9	±4	
Experienced USC	11	±2	52	43	5	±9	
Unwanted Touching	11	±4	NR	NR	13	±12	
Attempted SA	8	±3	NR	NR	NR		
Completed SA	15	±3	50	50	NR	±11	
Not Experienced SH	2	±1	82	12	6	±5	
Experienced SH	10	±1	67	25	9	±4	
USMA	10	±1	71	19	10	±5	
First-Year	7	±3	88	13	NR	±14	
Second-Year	6	±2	71	14	14	±14	
Third-Year	13	±2	50	33	17	±8	
Fourth-Year	12	±1	83	11	6	±4	
Experienced USC	13	±3	43	42	14	±13	
Unwanted Touching	15	±6	NR	NR	NR		
Attempted SA	16	±6	NR	NR	NR		
Completed SA	6	±3	NR	NR	NR		
Experienced SH	15	±2	68	21	11	±5	

Note. Percent responding are students who answered the question, who experienced unprofessional, gender-related behavior(s) since June 2005 (Q19), and who indicated they discussed/reported the situation with/to any authority or organization (Q27).
 NR: Not reportable

29. What actions were taken in response to your discussion/report?

c. Your complaint was/is being investigated

1. Yes

2. No

3. Don't know

	Percent Responding		Percentages			Max ME	Percentage Reporting Yes
			1	2	3		
TOTAL	2	±1	40	42	18	±7	
USMA	2	±1	50	40	10	±10	
USNA	2	±1	38	44	18	±13	
USAFA	1	±1	29	42	29	±15	
CLASS							
First-Year	2	±1	34	44	22	±15	
Second-Year	1	±1	NR	19	NR	±9	
Third-Year	2	±1	33	48	19	±10	
Fourth-Year	2	±1	41	51	NR	±10	
GENDER							
Female	6	±1	42	48	9	±4	
Male	1	±1	NR	NR	NR		
EXPERIENCED BEHAVIORS							
Not Experienced USC	1	±1	40	42	18	±7	
Experienced USC	8	±3	45	43	NR	±13	
Unwanted Touching	6	±3	NR	NR	NR		
Attempted SA	7	±3	NR	NR	NR		
Completed SA	10	±3	64	36	NR	±10	
Not Experienced SH	0	±1	NR	NR	NR		
Experienced SH	7	±1	41	40	18	±8	
FEMALE							
First-Year	7	±2	30	62	8	±10	
Second-Year	4	±1	61	33	6	±8	
Third-Year	7	±1	33	50	17	±6	
Fourth-Year	7	±1	51	46	2	±3	
Not Experienced USC	6	±1	40	49	11	±4	
Experienced USC	11	±2	56	44	0	±9	
Unwanted Touching	11	±4	NR	NR	NR		
Attempted SA	8	±3	NR	NR	NR		
Completed SA	15	±3	64	36	NR	±10	
Not Experienced SH	2	±1	37	63	0	±7	
Experienced SH	10	±1	43	46	11	±4	
USMA	10	±1	53	39	8	±5	
First-Year	7	±3	50	50	NR	±15	
Second-Year	6	±2	57	29	14	±14	
Third-Year	13	±2	39	50	11	±8	
Fourth-Year	12	±1	67	28	6	±4	
Experienced USC	13	±3	57	43	NR	±13	
Unwanted Touching	15	±6	NR	NR	NR		
Attempted SA	16	±6	NR	NR	NR		
Completed SA	6	±3	NR	NR	NR		
Experienced SH	15	±2	51	41	8	±5	

Note. Percent responding are students who answered the question, who experienced unprofessional, gender-related behavior(s) since June 2005 (Q19), and who indicated they discussed/reported the situation with/to any authority or organization (Q27).

NR: Not reportable

29c. Continued	Percent Responding		Percentages			Max ME	Percentage Reporting Yes
			1	2	3		
USNA	6	±1	37	53	10	±5	
First-Year	7	±2	25	50	25	±14	
Second-Year	6	±1	67	33	0	±8	
Third-Year	5	±1	36	45	18	±9	
Fourth-Year	7	±1	27	73	0	±5	
Experienced USC	16	±3	66	34	NR	±10	
Unwanted Touching	8	±3	NR	NR	NR		
Attempted SA	7	±6	NR	NR	NR		
Completed SA	34	±7	67	33	NR	±11	
Experienced SH	10	±1	40	49	11	±5	
USAFA	4	±1	30	58	11	±9	
First-Year	6	±3	NR	NR	NR		
Second-Year	1	±1	NR	NR	NR		
Third-Year	4	±2	14	57	29	±16	
Fourth-Year	4	±1	63	38	NR	±9	
Experienced USC	6	±4	NR	NR	NR		
Unwanted Touching	9	±7	NR	NR	NR		
Attempted SA	NA		NA	NA	NA		
Completed SA	5	±4	NR	NR	NR		
Experienced SH	6	±2	33	53	14	±10	
MALE							
First-Year	1	±1	NR	NR	NR		
Second-Year	1	±1	NR	NR	NR		
Third-Year	0	±1	NR	NR	NR		
Fourth-Year	0	±1	NR	NR	NR		
Not Experienced USC	1	±1	NR	NR	NR		
Experienced USC	4	±5	NR	NR	NR		
Not Experienced SH	0	±1	NR	NR	NR		
Experienced SH	4	±2	NR	NR	NR		
USMA	0	±1	NR	NR	NR		
First-Year	1	±2	NR	NR	NR		
Second-Year	0	±1	NR	NR	NR		
Third-Year	NA		NA	NA	NA		
Fourth-Year	0	±1	NR	NR	NR		
Experienced USC	NA		NA	NA	NA		
Experienced SH	5	±4	NR	NR	NR		
USNA	1	±1	NR	NR	NR		
First-Year	2	±2	NR	NR	NR		
Second-Year	1	±2	NR	NR	NR		
Third-Year	0	±1	NR	NR	NR		
Fourth-Year	0	±1	NR	NR	NR		
Experienced USC	NA		NA	NA	NA		
Experienced SH	6	±4	NR	NR	NR		
USAFA	0	±1	NR	NR	NR		
First-Year	1	±1	NR	NR	NR		
Second-Year	NA		NA	NA	NA		
Third-Year	1	±1	NR	NR	NR		
Fourth-Year	0	±1	NR	NR	NR		
Experienced USC	13	±15	NR	NR	NR		
Experienced SH	3	±2	NR	NR	NR		

Note. Percent responding are students who answered the question, who experienced unprofessional, gender-related behavior(s) since June 2005 (Q19), and who indicated they discussed/reported the situation with/to any authority or organization (Q27).

NR: Not reportable

NA: Not applicable

29. What actions were taken in response to your discussion/report?

d. You were kept informed of what actions were being taken

1. Yes

2. No

3. Don't know

	Percent Responding		Percentages			Max ME	Percentage Reporting Yes
			1	2	3		
TOTAL	2	±1	43	48	9	±7	
USMA	2	±1	51	46	3	±10	
USNA	2	±1	39	54	7	±12	
USAFA	1	±1	36	42	23	±16	
CLASS							
First-Year	2	±1	41	50	8	±14	
Second-Year	1	±1	NR	NR	NR		
Third-Year	2	±1	32	60	8	±13	
Fourth-Year	2	±1	54	38	NR	±10	
GENDER							
Female	6	±1	45	51	4	±4	
Male	1	±1	NR	NR	19	±16	
EXPERIENCED BEHAVIORS							
Not Experienced USC	1	±1	41	50	9	±7	
Experienced USC	8	±3	53	35	NR	±14	
Unwanted Touching	6	±3	NR	NR	NR		
Attempted SA	7	±3	NR	NR	NR		
Completed SA	10	±3	48	52	NR	±11	
Not Experienced SH	0	±1	NR	NR	NR		
Experienced SH	7	±1	42	50	8	±7	
FEMALE							
First-Year	7	±2	34	62	4	±10	
Second-Year	4	±1	44	50	6	±8	
Third-Year	7	±1	39	58	3	±6	
Fourth-Year	7	±1	59	39	2	±3	
Not Experienced USC	6	±1	43	52	5	±4	
Experienced USC	11	±2	56	44	0	±9	
Unwanted Touching	11	±4	NR	NR	NR		
Attempted SA	8	±3	NR	NR	NR		
Completed SA	15	±3	48	52	NR	±11	
Not Experienced SH	2	±1	56	44	0	±7	
Experienced SH	10	±1	43	52	5	±4	
USMA	10	±1	53	43	4	±5	
First-Year	7	±3	50	50	NR	±15	
Second-Year	6	±2	43	43	14	±14	
Third-Year	13	±2	44	56	0	±8	
Fourth-Year	12	±1	67	28	6	±4	
Experienced USC	13	±3	71	29	NR	±13	
Unwanted Touching	15	±6	NR	NR	NR		
Attempted SA	16	±6	NR	NR	NR		
Completed SA	6	±3	NR	NR	NR		
Experienced SH	15	±2	51	45	4	±5	

Note. Percent responding are students who answered the question, who experienced unprofessional, gender-related behavior(s) since June 2005 (Q19), and who indicated they discussed/reported the situation with/to any authority or organization (Q27).
 NR: Not reportable

29d. Continued	Percent Responding		Percentages			Max ME	Percentage Reporting Yes
			1	2	3		
USNA	6	±1	39	56	5	±5	
First-Year	7	±2	38	50	13	±14	
Second-Year	6	±1	56	44	0	±9	
Third-Year	5	±1	27	64	9	±9	
Fourth-Year	7	±1	40	60	0	±5	
Experienced USC	16	±3	54	46	NR	±10	
Unwanted Touching	8	±3	NR	NR	NR		
Attempted SA	7	±6	NR	NR	NR		
Completed SA	34	±7	49	51	NR	±12	
Experienced SH	10	±1	43	51	6	±5	
USAFA	4	±1	38	59	4	±9	
First-Year	6	±3	NR	NR	NR		
Second-Year	1	±1	NR	NR	NR		
Third-Year	4	±2	43	57	NR	±16	
Fourth-Year	4	±1	75	25	NR	±9	
Experienced USC	6	±4	NR	NR	NR		
Unwanted Touching	9	±7	NR	NR	NR		
Attempted SA	NA		NA	NA	NA		
Completed SA	5	±4	NR	NR	NR		
Experienced SH	6	±2	28	67	4	±10	
MALE							
First-Year	1	±1	NR	NR	NR		
Second-Year	1	±1	NR	NR	NR		
Third-Year	0	±1	NR	NR	NR		
Fourth-Year	0	±1	NR	NR	NR		
Not Experienced USC	1	±1	NR	NR	16	±16	
Experienced USC	4	±5	NR	NR	NR		
Not Experienced SH	0	±1	NR	NR	NR		
Experienced SH	4	±2	NR	NR	NR		
USMA	0	±1	NR	NR	NR		
First-Year	1	±2	NR	NR	NR		
Second-Year	0	±1	NR	NR	NR		
Third-Year	NA		NA	NA	NA		
Fourth-Year	0	±1	NR	NR	NR		
Experienced USC	NA		NA	NA	NA		
Experienced SH	5	±4	NR	NR	NR		
USNA	1	±1	NR	NR	NR		
First-Year	2	±2	NR	NR	NR		
Second-Year	1	±2	NR	NR	NR		
Third-Year	0	±1	NR	NR	NR		
Fourth-Year	0	±1	NR	NR	NR		
Experienced USC	NA		NA	NA	NA		
Experienced SH	6	±4	NR	NR	NR		
USAFA	1	±1	NR	NR	NR		
First-Year	1	±1	NR	NR	NR		
Second-Year	NA		NA	NA	NA		
Third-Year	1	±1	NR	NR	NR		
Fourth-Year	0	±1	NR	NR	NR		
Experienced USC	13	±15	NR	NR	NR		
Experienced SH	3	±2	NR	NR	NR		

Note. Percent responding are students who answered the question, who experienced unprofessional, gender-related behavior(s) since June 2005 (Q19), and who indicated they discussed/reported the situation with/to any authority or organization (Q27).

NR: Not reportable

NA: Not applicable

29. What actions were taken in response to your discussion/report?

e. You were encouraged to drop the complaint

1. Yes

2. No

3. Don't know

	Percent Responding		Percentages			Max ME	Percentage Reporting Yes
			1	2	3		
TOTAL	2	±1	23	70	8	±7	
USMA	2	±1	15	83	2	±5	
USNA	2	±1	32	60	8	±12	
USAFA	1	±1	19	65	16	±18	
CLASS							
First-Year	2	±1	24	71	5	±12	
Second-Year	1	±1	NR	NR	NR		
Third-Year	2	±1	21	67	12	±13	
Fourth-Year	1	±1	12	82	NR	±11	
GENDER							
Female	6	±1	24	72	3	±4	
Male	1	±1	NR	NR	16	±16	
EXPERIENCED BEHAVIORS							
Not Experienced USC	1	±1	21	73	6	±7	
Experienced USC	8	±3	36	48	NR	±13	
Unwanted Touching	6	±3	NR	NR	NR		
Attempted SA	7	±3	NR	NR	NR		
Completed SA	10	±3	24	63	12	±10	
Not Experienced SH	0	±1	NR	NR	NR		
Experienced SH	7	±1	24	69	7	±7	
FEMALE							
First-Year	7	±2	41	55	4	±10	
Second-Year	4	±1	33	67	0	±8	
Third-Year	7	±1	17	75	8	±5	
Fourth-Year	7	±1	15	85	0	±3	
Not Experienced USC	6	±1	21	76	3	±4	
Experienced USC	11	±2	44	51	5	±9	
Unwanted Touching	11	±4	NR	NR	NR		
Attempted SA	8	±3	NR	NR	NR		
Completed SA	15	±3	24	63	12	±10	
Not Experienced SH	2	±1	19	81	0	±5	
Experienced SH	10	±1	25	71	4	±4	
USMA	10	±1	20	78	2	±5	
First-Year	7	±3	13	88	NR	±14	
Second-Year	6	±2	43	57	NR	±14	
Third-Year	13	±2	28	67	6	±8	
Fourth-Year	12	±1	6	94	0	±3	
Experienced USC	13	±3	44	56	NR	±13	
Unwanted Touching	15	±6	NR	NR	NR		
Attempted SA	16	±6	NR	NR	NR		
Completed SA	6	±3	NR	NR	NR		
Experienced SH	15	±2	22	76	2	±5	

Note. Percent responding are students who answered the question, who experienced unprofessional, gender-related behavior(s) since June 2005 (Q19), and who indicated they discussed/reported the situation with/to any authority or organization (Q27).
 NR: Not reportable

29e. Continued	Percent Responding		Percentages			Max ME	Percentage Reporting Yes
			1	2	3		
USNA	6	±1	26	66	7	±5	
First-Year	7	±2	38	50	13	±14	
Second-Year	6	±1	33	67	0	±8	
Third-Year	5	±1	9	73	18	±9	
Fourth-Year	7	±1	29	71	0	±5	
Experienced USC	16	±3	34	55	11	±10	
Unwanted Touching	8	±3	NR	NR	NR		
Attempted SA	7	±6	NR	NR	NR		
Completed SA	34	±7	33	51	17	±12	
Experienced SH	10	±1	25	67	8	±5	
USAFA	4	±1	31	69	0	±10	
First-Year	6	±3	NR	NR	NR		
Second-Year	1	±1	NR	NR	NR		
Third-Year	4	±2	NR	NR	NR		
Fourth-Year	4	±1	13	88	NR	±7	
Experienced USC	6	±4	NR	NR	NR		
Unwanted Touching	9	±7	NR	NR	NR		
Attempted SA	NA		NA	NA	NA		
Completed SA	5	±4	NR	NR	NR		
Experienced SH	6	±2	33	67	NR	±12	
MALE							
First-Year	1	±1	NR	NR	NR		
Second-Year	1	±1	NR	NR	NR		
Third-Year	0	±1	NR	NR	NR		
Fourth-Year	0	±1	NR	NR	NR		
Not Experienced USC	1	±1	NR	NR	12	±16	
Experienced USC	4	±5	NR	NR	NR		
Not Experienced SH	0	±1	NR	NR	NR		
Experienced SH	4	±2	NR	NR	NR		
USMA	0	±1	NR	NR	NR		
First-Year	1	±2	NR	NR	NR		
Second-Year	0	±1	NR	NR	NR		
Third-Year	NA		NA	NA	NA		
Fourth-Year	0	±1	NR	NR	NR		
Experienced USC	NA		NA	NA	NA		
Experienced SH	5	±4	NR	NR	NR		
USNA	1	±1	NR	NR	NR		
First-Year	2	±2	NR	NR	NR		
Second-Year	1	±2	NR	NR	NR		
Third-Year	0	±1	NR	NR	NR		
Fourth-Year	0	±1	NR	NR	NR		
Experienced USC	NA		NA	NA	NA		
Experienced SH	6	±4	NR	NR	NR		
USAFA	1	±1	NR	NR	NR		
First-Year	1	±1	NR	NR	NR		
Second-Year	NA		NA	NA	NA		
Third-Year	1	±1	NR	NR	NR		
Fourth-Year	0	±1	NR	NR	NR		
Experienced USC	13	±15	NR	NR	NR		
Experienced SH	3	±2	NR	NR	NR		

Note. Percent responding are students who answered the question, who experienced unprofessional, gender-related behavior(s) since June 2005 (Q19), and who indicated they discussed/reported the situation with/to any authority or organization (Q27).

NR: Not reportable

NA: Not applicable

29. What actions were taken in response to your discussion/report?

f. Your complaint was discounted or not taken seriously

1. Yes

2. No

3. Don't know

	Percent Responding		Percentages			Max ME	Percentage Reporting Yes
			1	2	3		
TOTAL	2	±1	25	65	10	±7	
USMA	2	±1	20	77	3	±9	
USNA	2	±1	36	52	12	±12	
USAFA	1	±1	14	67	19	±16	
CLASS							
First-Year	2	±1	29	58	13	±14	
Second-Year	1	±1	NR	NR	NR		
Third-Year	2	±1	25	65	10	±12	
Fourth-Year	2	±1	10	80	10	±14	
GENDER							
Female	6	±1	23	72	5	±4	
Male	1	±1	NR	NR	21	±17	
EXPERIENCED BEHAVIORS							
Not Experienced USC	1	±1	24	66	10	±8	
Experienced USC	8	±3	31	57	NR	±15	
Unwanted Touching	6	±3	NR	NR	NR		
Attempted SA	7	±3	NR	NR	NR		
Completed SA	10	±3	38	62	NR	±11	
Not Experienced SH	0	±1	NR	NR	NR		
Experienced SH	7	±1	24	66	10	±7	
FEMALE							
First-Year	7	±2	40	51	9	±10	
Second-Year	4	±1	23	77	0	±8	
Third-Year	7	±1	22	72	5	±6	
Fourth-Year	7	±1	12	83	5	±3	
Not Experienced USC	6	±1	20	74	6	±4	
Experienced USC	11	±2	38	62	0	±9	
Unwanted Touching	11	±4	NR	NR	NR		
Attempted SA	8	±3	NR	NR	NR		
Completed SA	15	±3	38	62	NR	±11	
Not Experienced SH	2	±1	24	70	6	±6	
Experienced SH	10	±1	22	73	5	±4	
USMA	10	±1	20	76	4	±5	
First-Year	7	±3	13	88	NR	±14	
Second-Year	6	±2	43	57	NR	±14	
Third-Year	13	±2	33	61	6	±8	
Fourth-Year	12	±1	0	94	6	±3	
Experienced USC	13	±3	29	71	NR	±13	
Unwanted Touching	15	±6	NR	NR	NR		
Attempted SA	16	±6	NR	NR	NR		
Completed SA	6	±3	NR	NR	NR		
Experienced SH	15	±2	22	74	4	±5	

Note. Percent responding are students who answered the question, who experienced unprofessional, gender-related behavior(s) since June 2005 (Q19), and who indicated they discussed/reported the situation with/to any authority or organization (Q27).
 NR: Not reportable

29. What actions were taken in response to your discussion/report?

g. Action was/is being taken against you

1. Yes

2. No

3. Don't know

	Percent Responding		Percentages			Max ME	Percentage Reporting Yes
			1	2	3		
TOTAL	2	±1	10	81	9	±7	■
USMA	2	±1	6	91	3	±4	■
USNA	2	±1	17	72	11	±13	■
USAFA	1	±1	5	78	17	±18	■
CLASS							
First-Year	2	±1	9	84	7	±13	■
Second-Year	1	±1	NR	NR	NR		
Third-Year	2	±1	7	81	12	±11	■
Fourth-Year	2	±1	2	90	NR	±14	■
GENDER							
Female	6	±1	8	86	6	±3	■
Male	1	±1	NR	70	16	±18	
EXPERIENCED BEHAVIORS							
Not Experienced USC	1	±1	10	82	8	±7	■
Experienced USC	8	±3	9	70	NR	±18	■
Unwanted Touching	6	±3	NR	89	11	±11	
Attempted SA	7	±3	NR	NR	NR		
Completed SA	9	±3	NR	86	14	±8	
Not Experienced SH	0	±1	NR	NR	NR		
Experienced SH	7	±1	10	80	10	±7	■
FEMALE							
First-Year	7	±2	9	83	8	±9	■
Second-Year	4	±1	17	77	5	±8	■
Third-Year	7	±1	8	83	8	±5	■
Fourth-Year	7	±1	2	95	2	±2	■
Not Experienced USC	6	±1	7	88	5	±3	■
Experienced USC	11	±2	11	78	11	±8	■
Unwanted Touching	11	±4	NR	87	13	±12	
Attempted SA	8	±3	NR	NR	NR		
Completed SA	13	±3	NR	86	14	±8	
Not Experienced SH	2	±1	0	100	0	±0	
Experienced SH	10	±1	9	84	7	±3	■
USMA	10	±1	8	88	4	±4	■
First-Year	7	±3	NR	NR	NR		
Second-Year	6	±2	29	71	NR	±14	■
Third-Year	13	±2	6	83	11	±7	■
Fourth-Year	12	±1	6	94	0	±3	■
Experienced USC	13	±3	15	71	14	±13	■
Unwanted Touching	15	±6	NR	NR	NR		
Attempted SA	16	±6	NR	NR	NR		
Completed SA	6	±3	NR	NR	NR		
Experienced SH	15	±2	8	87	4	±4	■

Note. Percent responding are students who answered the question, who experienced unprofessional, gender-related behavior(s) since June 2005 (Q19), and who indicated they discussed/reported the situation with/to any authority or organization (Q27).
 NR: Not reportable

29g. Continued	Percent Responding		Percentages			Max ME	Percentage Reporting Yes
			1	2	3		
USNA	6	±1	7	80	12	±5	■
First-Year	7	±2	13	63	25	±14	■
Second-Year	6	±1	0	89	11	±7	
Third-Year	5	±1	20	70	10	±9	■
Fourth-Year	7	±1	0	93	7	±3	
Experienced USC	14	±3	14	74	12	±13	■
Unwanted Touching	8	±3	NR	NR	NR		
Attempted SA	7	±6	NR	NR	NR		
Completed SA	28	±6	NR	80	20	±11	
Experienced SH	10	±1	9	77	14	±5	■
USAFA	4	±1	9	91	NR	±8	■
First-Year	6	±3	NR	NR	NR		
Second-Year	1	±1	NR	NR	NR		
Third-Year	4	±2	NR	NR	NR		
Fourth-Year	4	±1	NR	NR	NR		
Experienced USC	6	±4	NR	NR	NR		
Unwanted Touching	9	±7	NR	NR	NR		
Attempted SA	NA		NA	NA	NA		
Completed SA	5	±4	NR	NR	NR		
Experienced SH	6	±2	11	89	NR	±10	■
MALE							
First-Year	1	±1	NR	NR	NR		
Second-Year	1	±1	NR	NR	NR		
Third-Year	0	±1	NR	NR	NR		
Fourth-Year	0	±1	NR	NR	NR		
Not Experienced USC	1	±1	NR	NR	12	±16	
Experienced USC	4	±5	NR	NR	NR		
Not Experienced SH	0	±1	NR	NR	NR		
Experienced SH	4	±2	NR	NR	NR		
USMA	0	±1	NR	NR	NR		
First-Year	1	±2	NR	NR	NR		
Second-Year	0	±1	NR	NR	NR		
Third-Year	NA		NA	NA	NA		
Fourth-Year	0	±1	NR	NR	NR		
Experienced USC	NA		NA	NA	NA		
Experienced SH	5	±4	NR	NR	NR		
USNA	1	±1	NR	NR	NR		
First-Year	2	±2	NR	NR	NR		
Second-Year	1	±2	NR	NR	NR		
Third-Year	0	±1	NR	NR	NR		
Fourth-Year	0	±1	NR	NR	NR		
Experienced USC	NA		NA	NA	NA		
Experienced SH	6	±4	NR	NR	NR		
USAFA	1	±1	NR	NR	NR		
First-Year	1	±1	NR	NR	NR		
Second-Year	NA		NA	NA	NA		
Third-Year	1	±1	NR	NR	NR		
Fourth-Year	0	±1	NR	NR	NR		
Experienced USC	13	±15	NR	NR	NR		
Experienced SH	3	±2	NR	NR	NR		

Note. Percent responding are students who answered the question, who experienced unprofessional, gender-related behavior(s) since June 2005 (Q19), and who indicated they discussed/reported the situation with/to any authority or organization (Q27).

NR: Not reportable

NA: Not applicable

29. What actions were taken in response to your discussion/report?

h. Some other action was/is being taken

1. Yes

2. No

3. Don't know

	Percent Responding		Percentages			Max ME	Percentage Reporting Yes
			1	2	3		
TOTAL	1	±1	17	67	17	±7	■
USMA	2	±1	16	78	6	±10	■
USNA	2	±1	27	55	18	±13	■
USAFA	1	±1	2	67	31	±15	■
CLASS							
First-Year	2	±1	20	68	12	±17	■
Second-Year	1	±1	NR	NR	NR		
Third-Year	2	±1	13	72	15	±10	■
Fourth-Year	1	±1	11	70	20	±12	■
GENDER							
Female	6	±1	14	75	11	±3	■
Male	1	±1	NR	NR	NR		
EXPERIENCED BEHAVIORS							
Not Experienced USC	1	±1	18	66	17	±8	■
Experienced USC	8	±3	9	NR	NR	±5	■
Unwanted Touching	6	±3	11	89	NR	±8	■
Attempted SA	6	±3	NR	NR	NR		
Completed SA	10	±3	12	75	12	±10	■
Not Experienced SH	0	±1	NR	NR	NR		
Experienced SH	7	±1	17	67	15	±7	■
FEMALE							
First-Year	6	±2	13	79	9	±8	■
Second-Year	4	±1	13	81	6	±7	■
Third-Year	7	±1	16	72	11	±6	■
Fourth-Year	7	±1	14	70	16	±4	■
Not Experienced USC	6	±1	15	73	12	±3	■
Experienced USC	10	±2	11	84	5	±6	■
Unwanted Touching	9	±3	14	86	NR	±8	■
Attempted SA	6	±3	NR	NR	NR		
Completed SA	15	±3	12	75	12	±10	■
Not Experienced SH	2	±1	0	93	7	±5	
Experienced SH	10	±1	16	72	12	±3	■
USMA	9	±1	15	77	8	±4	■
First-Year	7	±3	13	88	NR	±14	■
Second-Year	5	±2	17	83	NR	±14	■
Third-Year	13	±2	17	72	11	±8	■
Fourth-Year	11	±1	13	75	13	±4	■
Experienced USC	9	±3	NR	NR	NR		
Unwanted Touching	10	±5	NR	NR	NR		
Attempted SA	11	±6	NR	NR	NR		
Completed SA	6	±3	NR	NR	NR		
Experienced SH	13	±2	16	75	9	±5	■

Note. Percent responding are students who answered the question, who experienced unprofessional, gender-related behavior(s) since June 2005 (Q19), and who indicated they discussed/reported the situation with/to any authority or organization (Q27).
 NR: Not reportable

29h. Continued	Percent Responding		Percentages			Max ME	Percentage Reporting Yes
			1	2	3		
USNA	6	±1	20	68	13	±5	
First-Year	7	±2	25	50	25	±14	
Second-Year	6	±1	11	78	11	±8	
Third-Year	5	±1	27	64	9	±9	
Fourth-Year	6	±1	15	77	8	±5	
Experienced USC	16	±3	22	68	11	±9	
Unwanted Touching	8	±3	NR	NR	NR		
Attempted SA	7	±6	NR	NR	NR		
Completed SA	34	±7	17	67	16	±12	
Experienced SH	10	±1	22	64	14	±5	
USAFA	4	±1	4	80	16	±6	
First-Year	5	±3	NR	NR	NR		
Second-Year	1	±1	NR	NR	NR		
Third-Year	4	±2	NR	86	14	±15	
Fourth-Year	4	±1	13	50	38	±9	
Experienced USC	6	±4	NR	NR	NR		
Unwanted Touching	9	±7	NR	NR	NR		
Attempted SA	NA		NA	NA	NA		
Completed SA	5	±4	NR	NR	NR		
Experienced SH	6	±2	5	80	15	±7	
MALE							
First-Year	1	±1	NR	NR	NR		
Second-Year	1	±1	NR	NR	NR		
Third-Year	0	±1	NR	NR	NR		
Fourth-Year	0	±1	NR	NR	NR		
Not Experienced USC	1	±1	NR	NR	NR		
Experienced USC	4	±5	NR	NR	NR		
Not Experienced SH	0	±1	NR	NR	NR		
Experienced SH	4	±2	NR	NR	NR		
USMA	0	±1	NR	NR	NR		
First-Year	1	±2	NR	NR	NR		
Second-Year	0	±1	NR	NR	NR		
Third-Year	NA		NA	NA	NA		
Fourth-Year	0	±1	NR	NR	NR		
Experienced USC	NA		NA	NA	NA		
Experienced SH	5	±4	NR	NR	NR		
USNA	1	±1	NR	NR	NR		
First-Year	0	±1	NR	NR	NR		
Second-Year	1	±2	NR	NR	NR		
Third-Year	0	±1	NR	NR	NR		
Fourth-Year	0	±1	NR	NR	NR		
Experienced USC	NA		NA	NA	NA		
Experienced SH	5	±4	NR	NR	NR		
USAFA	1	±1	NR	NR	NR		
First-Year	1	±1	NR	NR	NR		
Second-Year	NA		NA	NA	NA		
Third-Year	1	±1	NR	NR	NR		
Fourth-Year	0	±1	NR	NR	NR		
Experienced USC	13	±15	NR	NR	NR		
Experienced SH	3	±2	NR	NR	NR		

Note. Percent responding are students who answered the question, who experienced unprofessional, gender-related behavior(s) since June 2005 (Q19), and who indicated they discussed/reported the situation with/to any authority or organization (Q27).

NR: Not reportable

NA: Not applicable

30. Did you formally report this situation?

	Percent Responding		Percentages	Max ME	Percentage Reporting Yes
			Yes		
TOTAL	2	±1	43	±7	
USMA	2	±1	53	±9	
USNA	2	±1	39	±12	
USAFA	1	±1	34	±12	
CLASS					
First-Year	2	±1	51	±13	
Second-Year	1	±1	66	±16	
Third-Year	2	±1	33	±10	
Fourth-Year	2	±1	27	±7	
GENDER					
Female	6	±1	41	±4	
Male	1	±1	NR		
EXPERIENCED BEHAVIORS					
Not Experienced USC	1	±1	40	±7	
Experienced USC	8	±3	61	±16	
Unwanted Touching	6	±3	NR		
Attempted SA	7	±3	NR		
Completed SA	10	±3	62	±11	
Not Experienced SH	0	±1	NR		
Experienced SH	7	±1	47	±7	
FEMALE					
First-Year	7	±2	42	±10	
Second-Year	4	±1	61	±8	
Third-Year	7	±1	33	±6	
Fourth-Year	7	±1	34	±3	
Not Experienced USC	6	±1	36	±4	
Experienced USC	11	±2	66	±10	
Unwanted Touching	11	±4	NR		
Attempted SA	8	±3	NR		
Completed SA	15	±3	62	±11	
Not Experienced SH	2	±1	0	±0	
Experienced SH	10	±1	47	±4	
USMA	10	±1	49	±5	
First-Year	7	±3	75	±15	
Second-Year	6	±2	57	±14	
Third-Year	13	±2	44	±8	
Fourth-Year	12	±1	33	±4	
Experienced USC	13	±3	72	±11	
Unwanted Touching	15	±6	NR		
Attempted SA	16	±6	NR		
Completed SA	6	±3	NR		
Experienced SH	15	±2	54	±5	

Note. Percent responding are students who answered the question, who experienced unprofessional, gender-related behavior(s) since June 2005 (Q19), and who indicated they discussed/reported the situation (Q27).

NR: Not reportable

30. Continued	Percent Responding		Percentages	Max ME	Percentage Reporting Yes
			Yes		
USNA	6	±1	40	±5	
First-Year	7	±2	38	±14	
Second-Year	6	±1	67	±8	
Third-Year	5	±1	27	±9	
Fourth-Year	7	±1	33	±5	
Experienced USC	16	±3	89	±7	
Unwanted Touching	8	±3	NR		
Attempted SA	7	±6	NR		
Completed SA	34	±7	84	±9	
Experienced SH	10	±1	46	±5	
USAFA	4	±1	27	±8	
First-Year	6	±3	NR		
Second-Year	1	±1	NR		
Third-Year	4	±2	14	±15	
Fourth-Year	4	±1	38	±9	
Experienced USC	6	±4	NR		
Unwanted Touching	9	±7	NR		
Attempted SA	NA		NA		
Completed SA	5	±4	NR		
Experienced SH	6	±2	33	±9	
MALE					
First-Year	1	±1	NR		
Second-Year	0	±1	NR		
Third-Year	0	±1	NR		
Fourth-Year	0	±1	NR		
Not Experienced USC	1	±1	NR		
Experienced USC	4	±5	NR		
Not Experienced SH	0	±1	NR		
Experienced SH	4	±2	NR		
USMA	0	±1	NR		
First-Year	1	±2	NR		
Second-Year	0	±1	NR		
Third-Year	NA		NA		
Fourth-Year	0	±1	NR		
Experienced USC	NA		NA		
Experienced SH	3	±4	NR		
USNA	1	±1	NR		
First-Year	2	±2	NR		
Second-Year	1	±1	NR		
Third-Year	0	±1	NR		
Fourth-Year	0	±1	NR		
Experienced USC	NA		NA		
Experienced SH	6	±4	NR		
USAFA	1	±1	NR		
First-Year	1	±1	NR		
Second-Year	NA		NA		
Third-Year	1	±1	NR		
Fourth-Year	0	±1	NR		
Experienced USC	13	±15	NR		
Experienced SH	3	±2	NR		

Note. Percent responding are students who answered the question, who experienced unprofessional, gender-related behavior(s) since June 2005 (Q19), and who indicated they discussed/reported the situation (Q27).

NR: Not reportable

NA: Not applicable

31. What were your reasons for not reporting this situation?

- a. You thought it was not important enough to report
- b. You did not know how to report
- c. You felt uncomfortable making a report
- d. You took care of the problem yourself
- e. You did not think anything would be done
- f. You thought you would not be believed
- g. You thought reporting would take too much time and effort

	Percent Responding		Percentages							Max ME
			a	b	c	d	e	f	g	
TOTAL	40	±2	83	2	12	58	15	4	20	±2
USMA	40	±3	83	2	13	58	18	5	20	±4
USNA	41	±2	83	4	13	56	18	5	21	±4
USAFA	38	±2	85	1	11	60	9	2	18	±3
CLASS										
First-Year	38	±3	82	2	11	59	15	5	17	±4
Second-Year	38	±3	83	3	10	58	14	4	21	±4
Third-Year	38	±3	83	2	15	63	17	4	19	±4
Fourth-Year	44	±3	85	3	13	53	15	4	21	±4
GENDER										
Female	75	±1	82	3	24	67	21	6	27	±1
Male	32	±2	84	2	7	54	12	3	16	±3
EXPERIENCED BEHAVIORS										
Not Experienced USC	38	±2	84	2	10	58	14	4	18	±2
Experienced USC	88	±4	77	6	49	66	28	13	45	±7
Unwanted Touching	90	±5	81	2	39	68	21	6	42	±10
Attempted SA	89	±4	69	12	68	72	36	23	49	±12
Completed SA	82	±10	77	13	56	66	31	18	52	±14
Not Experienced SH	28	±2	85	2	5	54	10	3	12	±3
Experienced SH	91	±2	81	3	23	64	22	6	30	±3
FEMALE										
First-Year	70	±3	82	3	24	69	22	8	30	±3
Second-Year	75	±2	81	3	17	69	21	5	24	±2
Third-Year	73	±2	81	1	27	68	23	7	28	±2
Fourth-Year	81	±1	85	4	27	62	20	5	27	±1
Not Experienced USC	73	±1	84	3	20	66	20	5	25	±1
Experienced USC	90	±2	73	5	53	74	31	12	42	±3
Unwanted Touching	90	±3	82	0	38	76	21	8	33	±5
Attempted SA	88	±4	64	14	69	74	33	19	48	±6
Completed SA	91	±3	69	4	57	78	37	12	45	±5
Not Experienced SH	55	±2	86	2	10	63	9	2	13	±2
Experienced SH	91	±1	81	3	31	69	28	8	34	±2
USMA	78	±2	80	3	27	65	28	9	30	±2
First-Year	77	±4	86	4	25	65	32	14	35	±5
Second-Year	79	±3	78	5	19	71	25	7	29	±4
Third-Year	75	±3	78	0	31	71	28	10	25	±4
Fourth-Year	80	±2	79	3	33	55	29	6	35	±2
Experienced USC	89	±3	58	4	56	70	42	22	47	±5
Unwanted Touching	85	±6	61	0	38	78	28	22	38	±8
Attempted SA	83	±6	54	13	75	60	46	27	60	±10
Completed SA	100	±0	59	0	59	80	47	20	46	±8
Experienced SH	90	±2	78	3	34	68	37	12	38	±2

Note. Percent responding are students who answered the question, who experienced unprofessional, gender-related behavior(s) since June 2005 (Q19), and who indicated they did not discuss the situation with/to any authority or organization (Q27) or they did not formally report the situation (Q30).

31. Continued	Percent Responding		Percentages							Max ME
			a	b	c	d	e	f	g	
USNA	76	±1	84	4	25	64	23	7	28	±2
First-Year	70	±4	81	5	26	65	20	7	31	±5
Second-Year	77	±2	80	4	18	67	25	7	27	±3
Third-Year	75	±2	85	2	27	64	28	7	28	±3
Fourth-Year	80	±1	86	5	28	62	20	7	27	±2
Experienced USC	81	±3	79	4	48	72	24	4	24	±4
Unwanted Touching	87	±3	90	0	35	75	25	0	25	±7
Attempted SA	81	±6	61	15	62	61	23	15	23	±8
Completed SA	72	±6	77	0	54	77	23	0	23	±8
Experienced SH	91	±1	83	5	32	64	28	9	34	±2
USAFA	72	±2	83	2	20	71	13	2	24	±2
First-Year	65	±5	78	1	20	76	15	3	24	±6
Second-Year	69	±3	85	0	15	70	12	0	17	±4
Third-Year	69	±3	77	1	24	71	11	3	30	±4
Fourth-Year	81	±2	89	5	20	68	14	3	23	±2
Experienced USC	98	±1	81	6	54	80	26	10	50	±6
Unwanted Touching	96	±2	91	NR	40	74	13	5	37	±10
Attempted SA	100	±0	78	13	71	NR	28	13	58	±12
Completed SA	100	±0	71	10	57	76	38	15	58	±10
Experienced SH	93	±2	81	3	28	75	18	3	30	±3
MALE										
First-Year	32	±3	82	1	5	55	12	4	11	±5
Second-Year	31	±3	83	2	8	53	11	4	19	±5
Third-Year	30	±3	84	2	8	60	13	3	14	±6
Fourth-Year	37	±3	85	3	7	49	13	3	19	±5
Not Experienced USC	32	±2	84	2	6	54	12	3	15	±3
Experienced USC	85	±10	83	9	42	53	23	14	51	±15
Not Experienced SH	26	±2	85	2	4	52	10	3	12	±3
Experienced SH	91	±3	81	3	15	59	16	4	25	±5
USMA	33	±3	84	2	8	54	14	4	15	±5
First-Year	30	±6	85	NR	6	58	18	6	12	±11
Second-Year	32	±5	82	1	3	58	8	3	13	±9
Third-Year	30	±6	84	NR	9	58	13	3	13	±11
Fourth-Year	41	±5	83	4	11	47	18	4	20	±9
Experienced USC	72	±23	NR	NR	NR	NR	NR	NR	NR	
Experienced SH	91	±6	77	3	19	58	24	7	26	±10
USNA	33	±3	82	4	7	52	15	5	17	±5
First-Year	34	±5	74	2	4	51	11	4	9	±9
Second-Year	32	±5	80	4	9	51	18	6	26	±9
Third-Year	30	±5	85	3	8	55	19	3	13	±10
Fourth-Year	36	±5	88	5	7	53	14	5	20	±9
Experienced USC	87	±14	NR	NR	NR	NR	NR	NR	NR	
Experienced SH	91	±5	79	4	13	53	17	4	21	±8
USAFA	31	±2	86	1	7	55	6	1	15	±4
First-Year	33	±4	88	0	6	57	7	1	13	±7
Second-Year	29	±4	89	1	11	50	5	2	18	±8
Third-Year	30	±4	83	3	8	67	8	3	15	±8
Fourth-Year	34	±5	84	0	4	48	6	0	16	±9
Experienced USC	95	±7	NR	NR	NR	NR	NR	NR	NR	
Experienced SH	92	±4	85	1	14	67	10	3	30	±7

Note. Percent responding are students who answered the question, who experienced unprofessional, gender-related behavior(s) since June 2005 (Q19), and who indicated they did not formally report the situation (Q30).

NR: Not reportable

31. What were your reasons for not reporting this situation?

- h. You thought you would be labeled a troublemaker
- i. You thought your evaluations or chances for leadership positions would suffer
- j. You feared some form of retaliation from the offender or his/her friends
- k. You did not want people gossiping about you
- l. You feared you or others would be punished for infractions/violations, such as underage drinking
- m. Other

	Percent Responding		Percentages						Max ME
			h	i	j	k	l	m	
TOTAL	40	±2	13	6	13	18	3	4	±2
USMA	40	±3	15	7	13	19	3	3	±3
USNA	41	±2	14	9	14	19	3	4	±3
USAFA	38	±2	9	3	10	15	2	4	±2
CLASS									
First-Year	38	±3	9	4	9	14	1	5	±3
Second-Year	38	±3	13	8	12	14	2	5	±3
Third-Year	38	±3	15	7	14	21	3	2	±3
Fourth-Year	44	±3	14	7	14	20	5	4	±3
GENDER									
Female	75	±1	25	10	21	33	5	4	±1
Male	32	±2	7	5	8	11	2	4	±2
EXPERIENCED BEHAVIORS									
Not Experienced USC	38	±2	12	6	11	15	2	4	±2
Experienced USC	88	±4	33	15	39	58	13	8	±6
Unwanted Touching	90	±5	25	7	30	47	7	7	±10
Attempted SA	89	±4	57	19	44	77	12	NR	±13
Completed SA	82	±10	27	25	53	65	27	10	±12
Not Experienced SH	28	±2	7	4	6	8	2	3	±2
Experienced SH	91	±2	22	10	22	31	5	5	±2
FEMALE									
First-Year	70	±3	24	8	20	32	3	5	±3
Second-Year	75	±2	19	9	19	28	5	4	±2
Third-Year	73	±2	29	11	25	38	6	3	±2
Fourth-Year	81	±1	26	11	21	34	6	4	±1
Not Experienced USC	73	±1	23	9	19	29	4	4	±1
Experienced USC	90	±2	43	16	39	67	14	5	±3
Unwanted Touching	90	±3	41	12	30	53	9	5	±5
Attempted SA	88	±4	57	14	43	81	14	2	±6
Completed SA	91	±3	31	22	47	70	18	8	±6
Not Experienced SH	55	±2	11	4	8	15	2	2	±2
Experienced SH	91	±1	32	13	28	42	6	4	±2
USMA	78	±2	30	11	24	38	5	4	±2
First-Year	77	±4	25	6	25	42	6	2	±5
Second-Year	79	±3	24	12	21	27	3	5	±4
Third-Year	75	±3	31	9	23	41	5	4	±4
Fourth-Year	80	±2	39	16	28	43	6	5	±2
Experienced USC	89	±3	54	14	38	74	12	4	±5
Unwanted Touching	85	±6	44	11	22	60	11	0	±9
Attempted SA	83	±6	74	7	46	93	7	7	±9
Completed SA	100	±0	47	26	54	68	13	6	±8
Experienced SH	90	±2	38	14	29	47	7	5	±2

Note. Percent responding are students who answered the question, who experienced unprofessional, gender-related behavior(s) since June 2005 (Q19), and who indicated they did not formally report the situation (Q30).
 NR: Not reportable

31. Continued	Percent Responding		Percentages						Max ME
			h	i	j	k	l	m	
USNA	76	±1	27	12	22	34	6	4	±2
First-Year	70	±4	25	9	14	28	1	4	±4
Second-Year	77	±2	28	13	24	36	8	3	±3
Third-Year	75	±2	30	13	30	41	9	3	±3
Fourth-Year	80	±1	27	13	20	31	5	5	±2
Experienced USC	81	±3	28	13	30	63	21	4	±4
Unwanted Touching	87	±3	35	10	24	51	15	0	±7
Attempted SA	81	±6	38	23	46	70	23	0	±8
Completed SA	72	±6	7	7	23	77	30	15	±8
Experienced SH	91	±1	36	16	32	44	8	4	±2
USAFA	72	±2	18	7	18	27	4	4	±2
First-Year	65	±5	23	8	20	27	1	8	±6
Second-Year	69	±3	6	4	12	19	3	3	±4
Third-Year	69	±3	25	9	22	32	4	3	±4
Fourth-Year	81	±2	16	6	17	29	6	2	±2
Experienced USC	98	±1	44	20	46	63	9	7	±6
Unwanted Touching	96	±2	43	14	39	51	4	13	±10
Attempted SA	100	±0	57	14	36	77	13	NR	±12
Completed SA	100	±0	34	29	58	67	14	5	±11
Experienced SH	93	±2	23	9	24	36	4	4	±3
MALE									
First-Year	32	±3	3	2	5	7	0	5	±4
Second-Year	31	±3	10	7	9	9	1	5	±4
Third-Year	30	±3	7	5	9	12	2	2	±4
Fourth-Year	37	±3	9	6	10	14	4	3	±4
Not Experienced USC	32	±2	7	5	7	10	2	4	±2
Experienced USC	85	±10	16	13	39	44	12	12	±15
Not Experienced SH	26	±2	6	4	6	7	1	3	±2
Experienced SH	91	±3	11	8	14	19	3	6	±4
USMA	33	±3	10	6	8	11	3	3	±4
First-Year	30	±6	5	NR	2	11	NR	2	±9
Second-Year	32	±5	5	7	5	3	1	5	±6
Third-Year	30	±6	9	4	10	10	1	3	±9
Fourth-Year	41	±5	16	9	13	17	6	3	±7
Experienced USC	72	±23	NR	NR	NR	NR	NR	NR	
Experienced SH	91	±6	20	11	14	19	3	5	±9
USNA	33	±3	8	7	10	12	1	4	±4
First-Year	34	±5	2	4	6	6	NR	6	±6
Second-Year	32	±5	17	10	17	13	2	7	±8
Third-Year	30	±5	5	7	9	15	1	NR	±9
Fourth-Year	36	±5	7	7	10	13	2	4	±8
Experienced USC	87	±14	NR	NR	NR	NR	NR	NR	
Experienced SH	91	±5	9	9	15	18	3	9	±7
USAFA	31	±2	5	2	7	9	2	4	±3
First-Year	33	±4	1	1	6	4	0	9	±5
Second-Year	29	±4	6	3	5	9	0	3	±6
Third-Year	30	±4	8	3	7	12	2	2	±6
Fourth-Year	34	±5	5	1	8	12	4	3	±7
Experienced USC	95	±7	NR	NR	NR	NR	NR	NR	
Experienced SH	92	±4	8	4	14	21	4	4	±6

Note. Percent responding are students who answered the question, who experienced unprofessional, gender-related behavior(s) since June 2005 (Q19), and who indicated they did not formally report the situation (Q30).

NR: Not reportable

32. Since June 2005, have you experienced any of the following sexual contacts that were against your will or occurred when you did not or could not consent where someone: sexually touched you (e.g., intentional touching of genitalia, breasts, or buttocks) or made you sexually touch them; attempted to make you have sexual intercourse, but was not successful; made you have sexual intercourse; attempted to make you perform or receive oral sex, anal sex, or penetration by a finger or object, but was not successful; made you perform or receive oral sex, anal sex, or penetration by a finger or object?

1. Yes, once

2. Yes, multiple times

3. No

	Percent Responding		Percentages			Max ME
			1	2	3	
TOTAL	100	±0	2	1	97	±1
USMA	100	±0	2	1	98	±1
USNA	100	±0	2	1	97	±1
USAFA	100	±0	2	1	97	±1
CLASS						
First-Year	100	±0	2	1	97	±1
Second-Year	100	±0	1	1	98	±1
Third-Year	100	±0	2	1	97	±1
Fourth-Year	100	±0	2	1	97	±1
GENDER						
Female	100	±0	7	3	91	±1
Male	100	±0	1	1	99	±1
EXPERIENCED BEHAVIORS						
Not Experienced USC	100	±0	0	0	100	±0
Experienced USC	100	±0	64	36	0	±6
Unwanted Touching	100	±0	64	36	0	±10
Attempted SA	100	±0	69	31	0	±7
Completed SA	100	±0	64	36	0	±11
Not Experienced SH	100	±0	0	0	99	±1
Experienced SH	100	±0	7	5	88	±2
FEMALE						
First-Year	100	±0	6	1	92	±2
Second-Year	100	±0	6	3	91	±1
Third-Year	100	±0	8	3	89	±1
Fourth-Year	100	±0	6	3	91	±1
Not Experienced USC	100	±0	0	0	100	±0
Experienced USC	100	±0	71	29	0	±3
Unwanted Touching	100	±0	74	26	0	±5
Attempted SA	100	±0	65	35	0	±5
Completed SA	100	±0	74	26	0	±4
Not Experienced SH	100	±0	1	1	98	±1
Experienced SH	100	±0	11	5	84	±1
USMA	100	±0	7	4	90	±1
First-Year	100	±0	6	3	92	±3
Second-Year	100	±0	4	2	93	±2
Third-Year	100	±0	10	4	87	±3
Fourth-Year	100	±0	7	5	88	±1
Experienced USC	100	±0	65	35	0	±5
Unwanted Touching	100	±0	67	33	0	±8
Attempted SA	100	±0	56	44	0	±9
Completed SA	100	±0	74	26	0	±7
Experienced SH	100	±0	10	5	84	±2

Note. Percent responding are students who answered the question.

32. Continued	Percent Responding		Percentages			Max ME
			1	2	3	
USNA	100	±0	7	2	92	±1
First-Year	100	±0	6	0	94	±2
Second-Year	100	±0	9	3	88	±2
Third-Year	100	±0	7	2	91	±2
Fourth-Year	100	±0	5	1	94	±1
Experienced USC	100	±0	81	19	0	±3
Unwanted Touching	100	±0	87	13	0	±4
Attempted SA	100	±0	75	25	0	±6
Completed SA	100	±0	78	22	0	±6
Experienced SH	100	±0	11	2	86	±2
USAFA	100	±0	6	3	90	±2
First-Year	100	±0	7	2	91	±4
Second-Year	100	±0	5	3	92	±2
Third-Year	100	±0	6	4	90	±3
Fourth-Year	100	±0	7	4	90	±2
Experienced USC	100	±0	67	33	0	±5
Unwanted Touching	100	±0	68	32	0	±9
Attempted SA	100	±0	65	35	NR	±10
Completed SA	100	±0	71	29	0	±8
Experienced SH	100	±0	12	6	82	±2
MALE						
First-Year	100	±0	1	1	98	±1
Second-Year	100	±0	0	0	99	±1
Third-Year	100	±0	1	1	99	±1
Fourth-Year	100	±0	1	1	98	±1
Not Experienced USC	100	±0	0	0	100	±0
Experienced USC	100	±0	55	45	NR	±14
Not Experienced SH	100	±0	0	0	100	±1
Experienced SH	100	±0	3	5	92	±3
USMA	100	±0	1	0	99	±1
First-Year	100	±0	1	0	98	±3
Second-Year	100	±0	0	0	100	±0
Third-Year	100	±0	1	1	98	±3
Fourth-Year	100	±0	0	0	99	±2
Experienced USC	100	±0	NR	NR	NR	
Experienced SH	100	±0	3	4	94	±7
USNA	100	±0	1	1	99	±1
First-Year	100	±0	1	1	98	±3
Second-Year	100	±0	1	0	99	±2
Third-Year	100	±0	0	1	99	±2
Fourth-Year	100	±0	2	1	98	±3
Experienced USC	100	±0	NR	NR	NR	
Experienced SH	100	±0	4	6	90	±6
USAFA	100	±0	1	1	99	±1
First-Year	100	±0	1	0	99	±2
Second-Year	100	±0	0	1	99	±2
Third-Year	100	±0	1	0	99	±2
Fourth-Year	100	±0	1	1	98	±2
Experienced USC	100	±0	NR	NR	NR	
Experienced SH	100	±0	3	4	93	±5

Note. Percent responding are students who answered the question.
NR: Not reportable

32. 2006 Service Academy Unwanted Sexual Contact incident rate. Unwanted Sexual Contact can be defined as having experienced without your consent and against your will forced performance or receipt of sexual touching (e.g., intentional touching of genitalia, breasts, or buttocks), attempted or completed sexual intercourse, oral sex, anal sex, or penetration by a finger or object.

	Percent Responding		Percentages		Unwanted Sexual Contact
			Incident Rate	Max ME	
TOTAL	100	±0	3	±1	
USMA	100	±0	2	±1	
USNA	100	±0	3	±1	
USAFA	100	±0	3	±1	
CLASS					
First-Year	100	±0	3	±1	
Second-Year	100	±0	2	±1	
Third-Year	100	±0	3	±1	
Fourth-Year	100	±0	3	±1	
GENDER					
Female	100	±0	9	±1	
Male	100	±0	1	±1	
EXPERIENCED BEHAVIORS					
Not Experienced USC	100	±0	0	±0	
Experienced USC	100	±0	100	±0	
Unwanted Touching	100	±0	100	±0	
Attempted SA	100	±0	100	±0	
Completed SA	100	±0	100	±0	
Not Experienced SH	100	±0	1	±1	
Experienced SH	100	±0	12	±2	
FEMALE					
First-Year	100	±0	8	±2	
Second-Year	100	±0	9	±1	
Third-Year	100	±0	11	±1	
Fourth-Year	100	±0	9	±1	
Not Experienced USC	100	±0	0	±0	
Experienced USC	100	±0	100	±0	
Unwanted Touching	100	±0	100	±0	
Attempted SA	100	±0	100	±0	
Completed SA	100	±0	100	±0	
Not Experienced SH	100	±0	2	±1	
Experienced SH	100	±0	16	±1	
USMA	100	±0	10	±1	
First-Year	100	±0	8	±3	
Second-Year	100	±0	7	±2	
Third-Year	100	±0	13	±3	
Fourth-Year	100	±0	12	±1	
Experienced USC	100	±0	100	±0	
Unwanted Touching	100	±0	100	±0	
Attempted SA	100	±0	100	±0	
Completed SA	100	±0	100	±0	
Experienced SH	100	±0	16	±2	

Note. Percent responding are students who answered the question. Incident rates indicate the percentage of students who said "Yes, once" or "Yes, multiple times".

32. Continued	Percent Responding		Percentages		Max ME	Unwanted Sexual Contact
			Incident Rate			
USNA	100	±0	8	±1		
First-Year	100	±0	6	±2		
Second-Year	100	±0	12	±2		
Third-Year	100	±0	9	±2		
Fourth-Year	100	±0	6	±1		
Experienced USC	100	±0	100	±0		
Unwanted Touching	100	±0	100	±0		
Attempted SA	100	±0	100	±0		
Completed SA	100	±0	100	±0		
Experienced SH	100	±0	14	±2		
USAFA	100	±0	10	±2		
First-Year	100	±0	9	±4		
Second-Year	100	±0	8	±2		
Third-Year	100	±0	10	±3		
Fourth-Year	100	±0	10	±2		
Experienced USC	100	±0	100	±0		
Unwanted Touching	100	±0	100	±0		
Attempted SA	100	±0	NR			
Completed SA	100	±0	100	±0		
Experienced SH	100	±0	18	±2		
MALE						
First-Year	100	±0	2	±1		
Second-Year	100	±0	1	±1		
Third-Year	100	±0	1	±1		
Fourth-Year	100	±0	2	±1		
Not Experienced USC	100	±0	0	±0		
Experienced USC	100	±0	NR			
Not Experienced SH	100	±0	0	±1		
Experienced SH	100	±0	8	±3		
USMA	100	±0	1	±1		
First-Year	100	±0	2	±3		
Second-Year	100	±0	0	±0		
Third-Year	100	±0	2	±3		
Fourth-Year	100	±0	1	±2		
Experienced USC	100	±0	NR			
Experienced SH	100	±0	6	±7		
USNA	100	±0	1	±1		
First-Year	100	±0	2	±3		
Second-Year	100	±0	1	±2		
Third-Year	100	±0	1	±2		
Fourth-Year	100	±0	2	±3		
Experienced USC	100	±0	NR			
Experienced SH	100	±0	10	±6		
USAFA	100	±0	1	±1		
First-Year	100	±0	1	±2		
Second-Year	100	±0	1	±2		
Third-Year	100	±0	1	±2		
Fourth-Year	100	±0	2	±2		
Experienced USC	100	±0	NR			
Experienced SH	100	±0	7	±5		

Note. Percent responding are students who answered the question. Incident rates indicate the percentage of students who experienced at least one of the behaviors since June 2005.

NR: Not reportable

33. Continued	Percent Responding		Percentages					Max ME
			a	b	c	d	e	
USNA	8	±1	81	35	23	16	18	±4
First-Year	6	±2	71	29	14	14	29	±15
Second-Year	12	±2	78	33	28	11	17	±6
Third-Year	9	±2	84	42	26	26	11	±7
Fourth-Year	6	±1	85	31	15	8	23	±5
Experienced USC	100	±0	81	35	23	16	18	±4
Unwanted Touching	100	±0	100	0	0	0	0	±0
Attempted SA	100	±0	75	100	0	31	0	±7
Completed SA	100	±0	60	23	72	23	56	±7
Experienced SH	14	±1	82	38	26	18	18	±4
USAFA	10	±1	81	25	25	23	19	±5
First-Year	9	±3	80	20	20	NR	NR	±18
Second-Year	8	±2	67	25	33	25	25	±12
Third-Year	10	±2	82	24	18	24	12	±10
Fourth-Year	10	±1	90	30	30	30	30	±6
Experienced USC	100	±0	81	25	25	23	19	±5
Unwanted Touching	100	±0	100	0	0	0	0	±0
Attempted SA	100	±0	66	66	NR	71	NR	±12
Completed SA	100	±0	73	28	75	19	59	±11
Experienced SH	18	±2	81	26	26	24	20	±5
MALE								
First-Year	2	±1	NR	NR	NR	NR	NR	
Second-Year	1	±1	NR	NR	NR	NR	NR	
Third-Year	1	±1	NR	NR	NR	NR	NR	
Fourth-Year	2	±1	NR	NR	NR	NR	NR	
Not Experienced USC	NA		NA	NA	NA	NA	NA	
Experienced USC	100	±0	93	18	17	13	18	±13
Not Experienced SH	0	±1	NR	NR	NR	NR	NR	
Experienced SH	8	±3	97	19	15	11	15	±16
USMA	1	±1	NR	NR	NR	NR	NR	
First-Year	2	±2	NR	NR	NR	NR	NR	
Second-Year	NA		NA	NA	NA	NA	NA	
Third-Year	2	±2	NR	NR	NR	NR	NR	
Fourth-Year	1	±1	NR	NR	NR	NR	NR	
Experienced USC	100	±0	NR	NR	NR	NR	NR	
Experienced SH	6	±5	NR	NR	NR	NR	NR	
USNA	1	±1	NR	NR	NR	NR	NR	
First-Year	2	±2	NR	NR	NR	NR	NR	
Second-Year	1	±1	NR	NR	NR	NR	NR	
Third-Year	1	±1	NR	NR	NR	NR	NR	
Fourth-Year	2	±2	NR	NR	NR	NR	NR	
Experienced USC	100	±0	NR	NR	NR	NR	NR	
Experienced SH	10	±5	NR	NR	NR	NR	NR	
USAFA	1	±1	NR	NR	NR	NR	NR	
First-Year	1	±1	NR	NR	NR	NR	NR	
Second-Year	1	±1	NR	NR	NR	NR	NR	
Third-Year	1	±1	NR	NR	NR	NR	NR	
Fourth-Year	2	±2	NR	NR	NR	NR	NR	
Experienced USC	100	±0	NR	NR	NR	NR	NR	
Experienced SH	7	±4	NR	NR	NR	NR	NR	

Note. Percent responding are students who answered the question and who experienced unwanted sexual contact since June 2005 (Q32).
 NR: Not reportable
 NA: Not applicable

33. Continued	Percent Responding		Percentages				Max ME
			1	2	3	4	
USNA	8	±1	41	28	32	0	±4
First-Year	6	±2	57	14	29	NR	±15
Second-Year	12	±2	39	28	33	0	±6
Third-Year	9	±2	32	37	32	0	±7
Fourth-Year	6	±1	46	23	31	0	±5
Experienced USC	100	±0	41	28	32	0	±4
Unwanted Touching	100	±0	100	0	0	0	±0
Attempted SA	100	±0	0	100	0	0	±0
Completed SA	100	±0	0	0	100	0	±0
Experienced SH	14	±1	36	30	34	0	±4
USAFA	10	±1	42	23	33	2	±6
First-Year	9	±3	NR	20	30	NR	±18
Second-Year	8	±2	33	25	42	NR	±12
Third-Year	10	±2	47	24	24	6	±10
Fourth-Year	10	±1	35	25	40	0	±6
Experienced USC	100	±0	42	23	33	2	±6
Unwanted Touching	100	±0	100	0	0	0	±0
Attempted SA	100	±0	NR	NR	NR	NR	
Completed SA	100	±0	0	0	100	0	±0
Experienced SH	18	±2	40	24	34	2	±6
MALE							
First-Year	2	±1	NR	NR	NR	NR	
Second-Year	1	±1	NR	NR	NR	NR	
Third-Year	1	±1	NR	NR	NR	NR	
Fourth-Year	2	±1	NR	NR	NR	NR	
Not Experienced USC	NA		NA	NA	NA	NA	
Experienced USC	100	±0	68	6	22	4	±14
Not Experienced SH	0	±1	NR	NR	NR	NR	
Experienced SH	8	±3	74	NR	19	3	±16
USMA	1	±1	NR	NR	NR	NR	
First-Year	2	±2	NR	NR	NR	NR	
Second-Year	NA		NA	NA	NA	NA	
Third-Year	2	±2	NR	NR	NR	NR	
Fourth-Year	1	±1	NR	NR	NR	NR	
Experienced USC	100	±0	NR	NR	NR	NR	
Experienced SH	6	±5	NR	NR	NR	NR	
USNA	1	±1	NR	NR	NR	NR	
First-Year	2	±2	NR	NR	NR	NR	
Second-Year	1	±1	NR	NR	NR	NR	
Third-Year	1	±1	NR	NR	NR	NR	
Fourth-Year	2	±2	NR	NR	NR	NR	
Experienced USC	100	±0	NR	NR	NR	NR	
Experienced SH	10	±5	NR	NR	NR	NR	
USAFA	1	±1	NR	NR	NR	NR	
First-Year	1	±1	NR	NR	NR	NR	
Second-Year	1	±1	NR	NR	NR	NR	
Third-Year	1	±1	NR	NR	NR	NR	
Fourth-Year	2	±2	NR	NR	NR	NR	
Experienced USC	100	±0	NR	NR	NR	NR	
Experienced SH	7	±4	NR	NR	NR	NR	

Note. Percent responding are students who answered the question and who experienced unwanted sexual contact since June 2005 (Q32). Respondents who did not indicate what behavior(s) they experienced (Q33) are coded as "Unknown."

NR: Not reportable

NA: Not applicable

34. Where did the incident take place?

1. On Academy grounds, in dorm/barracks/living and sleeping area
2. On Academy grounds, not in dorm/barracks/ living and sleeping area
3. Off Academy grounds, at an Academy-sponsored event
4. Off Academy grounds, not at an Academy-sponsored event

	Percent Responding		Percentages				Max ME	Incident Occurred On Academy Grounds		
			1	2	3	4				
TOTAL	2	±1	48	13	6	33	±6	61.0	±6.0	
USMA	2	±1	54	15	6	24	±12	70.0	±11.0	
USNA	3	±1	47	11	7	35	±11	58.0	±10.0	
USAFA	2	±1	43	12	6	38	±9	55.0	±8.0	
CLASS										
First-Year	2	±1	38	11	6	45	±14	49.0	±14.0	
Second-Year	2	±1	36	NR	8	48	±10	44.0	±10.0	
Third-Year	3	±1	62	10	9	18	±10	73.0	±9.0	
Fourth-Year	3	±1	47	21	4	29	±12	68.0	±9.0	
GENDER										
Female	9	±1	43	12	9	36	±3	55.0	±3.0	
Male	1	±1	56	14	2	28	±14	70.0	±14.0	
EXPERIENCED BEHAVIORS										
Not Experienced USC	NA		NA	NA	NA	NA		NA		
Experienced USC	96	±3	48	13	6	33	±6	61.0	±6.0	
Unwanted Touching	96	±4	55	17	4	24	±9	72.0	±8.0	
Attempted SA	97	±1	53	9	9	29	±9	62.0	±9.0	
Completed SA	99	±1	30	8	10	53	±11	38.0	±10.0	
Not Experienced SH	0	±1	NR	NR	4	NR	±4	NR		
Experienced SH	11	±2	50	13	7	30	±6	64.0	±5.0	
FEMALE										
First-Year	7	±2	44	12	12	32	±10	56.0	±10.0	
Second-Year	9	±1	37	3	11	50	±6	40.0	±6.0	
Third-Year	10	±1	58	10	9	23	±5	68.0	±5.0	
Fourth-Year	9	±1	27	23	6	44	±3	50.0	±3.0	
Not Experienced USC	NA		NA	NA	NA	NA		NA		
Experienced USC	97	±1	43	12	9	36	±3	55.0	±3.0	
Unwanted Touching	97	±3	47	13	8	32	±5	60.0	±5.0	
Attempted SA	96	±1	52	10	11	27	±6	63.0	±6.0	
Completed SA	98	±1	28	11	10	51	±5	39.0	±5.0	
Not Experienced SH	2	±1	36	7	15	42	±9	43.0	±9.0	
Experienced SH	15	±1	44	12	8	36	±3	56.0	±3.0	
USMA	10	±1	62	13	10	16	±5	74.0	±4.0	
First-Year	8	±3	56	11	22	11	±14	67.0	±15.0	
Second-Year	7	±2	63	13	13	13	±13	75.0	±13.0	
Third-Year	13	±2	79	11	11	0	±7	89.0	±6.0	
Fourth-Year	11	±1	44	19	0	38	±5	63.0	±5.0	
Experienced USC	97	±1	62	13	10	16	±5	74.0	±4.0	
Unwanted Touching	100	±0	62	24	10	5	±8	86.0	±7.0	
Attempted SA	90	±3	69	NR	13	18	±9	69.0	±9.0	
Completed SA	100	±0	48	13	8	32	±9	61.0	±7.0	
Experienced SH	15	±2	62	12	8	18	±5	74.0	±5.0	

Note: Percent responding are students who answered the question and who experienced unwanted sexual contact since June 2005 (Q32).
 NR: Not reportable

34. Continued	Percent Responding		Percentages				Max ME	Incident Occurred On Academy Grounds		
			1	2	3	4				
USNA	8	±1	36	9	12	43	±4	45.0	±4.0	
First-Year	6	±2	29	14	NR	57	±15	43.0	±15.0	
Second-Year	12	±2	33	0	11	56	±6	33.0	±6.0	
Third-Year	9	±2	50	0	17	33	±7	50.0	±7.0	
Fourth-Year	6	±1	23	31	15	31	±5	54.0	±5.0	
Experienced USC	98	±1	36	9	12	43	±4	45.0	±4.0	
Unwanted Touching	96	±3	36	9	9	46	±6	45.0	±6.0	
Attempted SA	100	±0	57	6	18	19	±7	63.0	±7.0	
Completed SA	100	±0	17	11	11	62	±7	27.0	±6.0	
Experienced SH	14	±1	38	10	12	40	±4	48.0	±4.0	
USAFA	9	±1	33	14	5	48	±6	47.0	±6.0	
First-Year	8	±3	NR	NR	NR	NR		NR		
Second-Year	8	±2	25	NR	8	67	±12	25.0	±11.0	
Third-Year	10	±2	44	19	NR	38	±11	63.0	±11.0	
Fourth-Year	10	±1	16	21	5	58	±6	37.0	±6.0	
Experienced USC	95	±3	33	14	5	48	±6	47.0	±6.0	
Unwanted Touching	95	±5	43	8	5	44	±9	51.0	±9.0	
Attempted SA	100	±0	29	27	NR	44	±12	56.0	±11.0	
Completed SA	95	±3	22	11	10	57	±10	33.0	±10.0	
Experienced SH	17	±2	33	14	6	47	±6	47.0	±6.0	
MALE										
First-Year	2	±1	NR	NR	NR	NR		NR		
Second-Year	1	±1	NR	NR	NR	NR		NR		
Third-Year	1	±1	NR	NR	NR	NR		NR		
Fourth-Year	1	±1	NR	NR	NR	NR		NR		
Not Experienced USC	NA		NA	NA	NA	NA		NA		
Experienced USC	95	±6	56	14	2	28	±14	70.0	±14.0	
Not Experienced SH	0	±1	NR	NR	NR	NR		NR		
Experienced SH	8	±3	64	16	NR	17	±17	80.0	±16.0	
USMA	1	±1	NR	NR	NR	NR		NR		
First-Year	2	±2	NR	NR	NR	NR		NR		
Second-Year	NA		NA	NA	NA	NA		NA		
Third-Year	2	±2	NR	NR	NR	NR		NR		
Fourth-Year	1	±1	NR	NR	NR	NR		NR		
Experienced USC	100	±0	NR	NR	NR	NR		NR		
Experienced SH	6	±5	NR	NR	NR	NR		NR		
USNA	1	±1	NR	NR	NR	NR		NR		
First-Year	2	±2	NR	NR	NR	NR		NR		
Second-Year	1	±1	NR	NR	NR	NR		NR		
Third-Year	1	±1	NR	NR	NR	NR		NR		
Fourth-Year	2	±2	NR	NR	NR	NR		NR		
Experienced USC	100	±0	NR	NR	NR	NR		NR		
Experienced SH	10	±5	NR	NR	NR	NR		NR		
USAFA	1	±1	NR	NR	NR	NR		NR		
First-Year	1	±1	NR	NR	NR	NR		NR		
Second-Year	1	±1	NR	NR	NR	NR		NR		
Third-Year	1	±1	NR	NR	NR	NR		NR		
Fourth-Year	1	±1	NR	NR	NR	NR		NR		
Experienced USC	83	±17	NR	NR	NR	NR		NR		
Experienced SH	6	±3	NR	NR	NR	NR		NR		

Note. Percent responding are students who answered the question and who experienced unwanted sexual contact since June 2005 (Q32).
 NR: Not reportable
 NA: Not applicable

35. Did this incident occur during summer experience/training/duty?

	Percent Responding		Percentages	Max ME	Percentage Reporting Yes
			Yes		
TOTAL	3	±1	16	±4	
USMA	2	±1	17	±10	
USNA	3	±1	21	±7	
USAFA	3	±1	11	±4	
CLASS					
First-Year	3	±1	9	±5	
Second-Year	2	±1	20	±6	
Third-Year	3	±1	31	±10	
Fourth-Year	3	±1	6	±10	
GENDER					
Female	9	±1	21	±3	
Male	1	±1	9	±13	
EXPERIENCED BEHAVIORS					
Not Experienced USC	NA		NA		
Experienced USC	99	±2	16	±4	
Unwanted Touching	100	±0	9	±3	
Attempted SA	100	±0	27	±10	
Completed SA	100	±0	22	±10	
Not Experienced SH	1	±1	9	±5	
Experienced SH	12	±2	18	±5	
FEMALE					
First-Year	8	±2	18	±7	
Second-Year	9	±1	26	±5	
Third-Year	11	±1	35	±5	
Fourth-Year	9	±1	4	±2	
Not Experienced USC	NA		NA		
Experienced USC	99	±1	21	±3	
Unwanted Touching	100	±0	20	±4	
Attempted SA	100	±0	23	±5	
Completed SA	100	±0	21	±5	
Not Experienced SH	2	±1	27	±9	
Experienced SH	16	±1	20	±3	
USMA	10	±1	15	±4	
First-Year	8	±3	22	±14	
Second-Year	7	±2	13	±11	
Third-Year	13	±2	21	±7	
Fourth-Year	12	±1	6	±3	
Experienced USC	100	±0	15	±4	
Unwanted Touching	100	±0	14	±6	
Attempted SA	100	±0	29	±9	
Completed SA	100	±0	0	±0	
Experienced SH	16	±2	12	±4	

Note. Percent responding are students who answered the question and who experienced unwanted sexual contact since June 2005 (Q32).
 NA: Not applicable

36. Who was the offender(s) in this situation?

- a. Academy student who was senior to me
- b. Academy student who was in the same class as me
- c. Academy student who was in a class below me
- d. Military faculty or staff member
- e. Civilian faculty or staff member
- f. Other Academy-affiliated person
- g. DoD-affiliated person, not assigned to the Academy
- h. Person not affiliated with the Academy or DoD
- i. Unknown person

	Percent Responding		Percentages									Max ME
			a	b	c	d	e	f	g	h	i	
TOTAL	3	±1	27	57	7	3	3	2	5	12	6	±6
USMA	2	±1	29	55	9	1	NR	NR	5	14	7	±13
USNA	3	±1	29	52	5	7	6	NR	6	13	9	±12
USAFA	3	±1	24	64	7	0	0	0	3	9	3	±8
CLASS												
First-Year	3	±1	6	50	19	NR	NR	NR	3	19	NR	±16
Second-Year	2	±1	30	42	10	2	0	0	8	18	4	±12
Third-Year	3	±1	42	53	NR	1	NR	0	7	4	5	±12
Fourth-Year	3	±1	28	73	0	0	NR	NR	1	12	7	±11
GENDER												
Female	9	±1	33	53	6	1	0	0	6	7	3	±3
Male	1	±1	19	63	9	5	8	6	NR	20	11	±14
EXPERIENCED BEHAVIORS												
Not Experienced USC	NA		NA	NA	NA	NA	NA	NA	NA	NA	NA	
Experienced USC	99	±2	27	57	7	3	3	2	5	12	6	±6
Unwanted Touching	100	±0	17	69	7	1	0	0	0	9	5	±9
Attempted SA	100	±0	44	45	4	2	0	0	12	9	0	±12
Completed SA	100	±0	35	44	7	7	12	8	9	20	14	±15
Not Experienced SH	1	±1	NR	NR	2	NR	NR	NR	2	NR	NR	±4
Experienced SH	12	±2	30	59	8	2	4	3	5	8	4	±6
FEMALE												
First-Year	8	±2	12	58	23	NR	NR	NR	7	4	NR	±10
Second-Year	9	±1	39	43	8	3	0	0	11	11	5	±6
Third-Year	11	±1	45	45	0	2	0	0	6	5	2	±5
Fourth-Year	9	±1	29	65	0	0	0	0	2	8	6	±3
Not Experienced USC	NA		NA	NA	NA	NA	NA	NA	NA	NA	NA	
Experienced USC	99	±1	33	53	6	1	0	0	6	7	3	±3
Unwanted Touching	100	±0	19	67	8	1	0	0	0	7	5	±5
Attempted SA	100	±0	49	44	5	2	0	0	13	4	0	±5
Completed SA	100	±0	36	43	4	0	0	0	7	9	4	±5
Not Experienced SH	2	±1	13	66	7	0	0	0	7	6	13	±9
Experienced SH	16	±1	35	52	6	1	0	0	6	7	2	±3
USMA	10	±1	34	52	10	2	0	0	7	5	0	±5
First-Year	8	±3	11	56	33	NR	NR	NR	11	NR	NR	±15
Second-Year	7	±2	50	38	25	NR	NR	NR	25	13	NR	±13
Third-Year	13	±2	42	42	0	5	0	0	5	0	0	±8
Fourth-Year	12	±1	33	61	0	0	0	0	0	11	0	±5
Experienced USC	100	±0	34	52	10	2	0	0	7	5	0	±5
Unwanted Touching	100	±0	19	71	15	0	0	0	0	0	0	±8
Attempted SA	100	±0	44	33	12	6	0	0	23	6	0	±9
Completed SA	100	±0	40	47	0	0	0	0	0	13	0	±8
Experienced SH	16	±2	37	49	10	2	0	0	6	6	0	±5

Note: Percent responding are students who answered the question and who experienced unwanted sexual contact since June 2005 (Q32).
 NR: Not reportable

36. Who was the offender(s) in this situation? Constructed from Q36a-Q36h.

- 1. Academy student
- 2. Faculty/staff or other Academy-affiliated person
- 3. Person not assigned to your Academy
- 4. Combination of Academy students, faculty/staff, and/or persons not assigned to your Academy
- 5. Unknown offender

	Percent Responding		Percentages					Max ME	Percentage Involving an Academy-Related Offender		
			1	2	3	4	5				
TOTAL	3	±1	78	2	11	6	3	±6	86.0	±5.0	
USMA	2	±1	77	1	12	5	5	±12	83.0	±11.0	
USNA	3	±1	72	4	12	10	2	±12	87.0	±8.0	
USAFA	3	±1	85	0	10	2	2	±6	88.0	±6.0	
CLASS											
First-Year	3	±1	63	NR	22	NR	NR	±15	73.0	±15.0	
Second-Year	2	±1	72	2	20	4	2	±12	78.0	±12.0	
Third-Year	3	±1	85	1	5	6	2	±10	93.0	±3.0	
Fourth-Year	3	±1	85	0	6	8	2	±14	92.0	±3.0	
GENDER											
Female	9	±1	84	1	10	2	3	±2	87.0	±2.0	
Male	1	±1	69	NR	14	11	NR	±14	83.0	±12.0	
EXPERIENCED BEHAVIORS											
Not Experienced USC	NA		NA	NA	NA	NA	NA		NA		
Experienced USC	99	±2	78	2	11	6	3	±6	86.0	±5.0	
Unwanted Touching	100	±0	87	1	6	3	3	±8	90.0	±7.0	
Attempted SA	100	±0	80	2	13	6	0	±11	87.0	±11.0	
Completed SA	100	±0	60	NR	21	12	4	±15	75.0	±10.0	
Not Experienced SH	1	±1	NR	NR	NR	NR	NR		NR		
Experienced SH	12	±2	83	2	7	6	2	±6	91.0	±2.0	
FEMALE											
First-Year	8	±2	89	NR	11	NR	NR	±6	89.0	±6.0	
Second-Year	9	±1	76	3	13	5	3	±5	84.0	±5.0	
Third-Year	11	±1	83	2	7	4	4	±4	89.0	±4.0	
Fourth-Year	9	±1	86	0	10	0	4	±3	86.0	±3.0	
Not Experienced USC	NA		NA	NA	NA	NA	NA		NA		
Experienced USC	99	±1	84	1	10	2	3	±2	87.0	±2.0	
Unwanted Touching	100	±0	89	1	6	1	3	±3	91.0	±3.0	
Attempted SA	100	±0	83	2	9	6	0	±5	91.0	±4.0	
Completed SA	100	±0	78	0	16	0	6	±4	78.0	±4.0	
Not Experienced SH	2	±1	80	0	14	0	7	±8	80.0	±8.0	
Experienced SH	16	±1	84	1	9	3	2	±2	88.0	±2.0	
USMA	10	±1	86	2	9	2	2	±4	89.0	±3.0	
First-Year	8	±3	89	NR	11	NR	NR	±13	89.0	±13.0	
Second-Year	7	±2	75	NR	13	13	NR	±13	88.0	±11.0	
Third-Year	13	±2	84	5	5	0	5	±7	89.0	±6.0	
Fourth-Year	12	±1	89	0	11	0	0	±3	89.0	±3.0	
Experienced USC	100	±0	86	2	9	2	2	±4	89.0	±3.0	
Unwanted Touching	100	±0	100	0	0	0	0	±0	100.0	±0.0	
Attempted SA	100	±0	72	6	17	6	0	±9	83.0	±8.0	
Completed SA	100	±0	80	0	13	0	7	±7	80.0	±6.0	
Experienced SH	16	±2	86	2	8	2	2	±4	90.0	±3.0	

Note: Percent responding are students who answered the question and who experienced unwanted sexual contact since June 2005 (Q32).
 NR: Not reportable

37. Continued	Percent Responding		Percentages						Max ME
			1	2	3	4	5	6	
USNA	8	±1	93	0	7	0	0	0°	±2
First-Year	6	±2	NR	NR	NR	NR	NR	0°	±0
Second-Year	12	±2	100	0	0	0	0	0°	±0
Third-Year	9	±2	89	0	11	0	0	0°	±5
Fourth-Year	6	±1	85	0	15	0	0	0°	±4
Experienced USC	100	±0	93	0	7	0	0	0°	±2
Unwanted Touching	100	±0	96	0	4	0	0	0°	±2
Attempted SA	100	±0	87	0	13	0	0	0°	±6
Completed SA	100	±0	95	0	5	0	0	0°	±3
Experienced SH	14	±1	94	0	6	0	0	0°	±2
USAFA	9	±1	84	2	15	0	0	0°	±4
First-Year	9	±3	NR	NR	NR	NR	NR	0°	±0
Second-Year	8	±2	75	8	17	NR	NR	0°	±11
Third-Year	10	±2	75	NR	25	NR	NR	0°	±10
Fourth-Year	10	±1	85	0	15	0	0	0°	±5
Experienced USC	98	±2	84	2	15	0	0	0°	±4
Unwanted Touching	100	±0	85	4	11	0	0	0°	±7
Attempted SA	100	±0	79	NR	21	NR	NR	0°	±10
Completed SA	100	±0	85	0	15	0	0	0°	±7
Experienced SH	17	±2	83	2	15	0	0	0°	±5
MALE									
First-Year	2	±1	NR	NR	NR	NR	NR	0°	±0
Second-Year	1	±1	NR	NR	NR	NR	NR	0°	±0
Third-Year	1	±1	NR	NR	NR	NR	NR	0°	±0
Fourth-Year	1	±1	NR	NR	NR	NR	NR	0°	±0
Not Experienced USC	NA		NA	NA	NA	NA	NA	NA	
Experienced USC	95	±7	36	34	17	9	5	0°	±14
Not Experienced SH	0	±1	NR	NR	NR	NR	NR	0°	±0
Experienced SH	8	±3	38	30	20	NR	NR	0°	±17
USMA	1	±1	NR	NR	NR	NR	NR	0°	±0
First-Year	2	±2	NR	NR	NR	NR	NR	NR°	
Second-Year	NA		NA	NA	NA	NA	NA	NA	
Third-Year	2	±2	NR	NR	NR	NR	NR	NR°	
Fourth-Year	0	±1	NR	NR	NR	NR	NR	NR°	
Experienced USC	90	±16	NR	NR	NR	NR	NR	0°	±0
Experienced SH	5	±5	NR	NR	NR	NR	NR	NR°	
USNA	1	±1	NR	NR	NR	NR	NR	0°	±0
First-Year	2	±2	NR	NR	NR	NR	NR	0°	±0
Second-Year	1	±1	NR	NR	NR	NR	NR	NR°	
Third-Year	1	±1	NR	NR	NR	NR	NR	NR°	
Fourth-Year	2	±2	NR	NR	NR	NR	NR	0°	±0
Experienced USC	100	±0	NR	NR	NR	NR	NR	0°	±0
Experienced SH	10	±5	NR	NR	NR	NR	NR	0°	±0
USAFA	1	±1	NR	NR	NR	NR	NR	0°	±0
First-Year	1	±1	NR	NR	NR	NR	NR	NR°	
Second-Year	1	±1	NR	NR	NR	NR	NR	NR°	
Third-Year	1	±1	NR	NR	NR	NR	NR	NR°	
Fourth-Year	1	±2	NR	NR	NR	NR	NR	NR°	
Experienced USC	92	±13	NR	NR	NR	NR	NR	0°	±0
Experienced SH	7	±4	NR	NR	NR	NR	NR	0°	±0

Note. Percent responding are students who answered the question and who experienced unwanted sexual contact since June 2005 (Q32).

NR: Not reportable

° Response option never endorsed.

NA: Not applicable

37. Continued	Percent Responding		Percentages				Max ME
			1	2	3	4	
USNA	8	±1	100	0	0	0°	±0
First-Year	6	±2	NR	NR	NR	0°	±0
Second-Year	12	±2	100	0	0	0°	±0
Third-Year	9	±2	100	0	0	0°	±0
Fourth-Year	6	±1	100	0	0	0°	±0
Experienced USC	100	±0	100	0	0	0°	±0
Unwanted Touching	100	±0	100	0	0	0°	±0
Attempted SA	100	±0	100	0	0	0°	±0
Completed SA	100	±0	100	0	0	0°	±0
Experienced SH	14	±1	100	0	0	0°	±0
USAFA	9	±1	98	2	0	0°	±2
First-Year	9	±3	NR	NR	NR	0°	±0
Second-Year	8	±2	92	8	NR	0°	±9
Third-Year	10	±2	NR	NR	NR	0°	±0
Fourth-Year	10	±1	100	0	0	0°	±0
Experienced USC	98	±2	98	2	0	0°	±2
Unwanted Touching	100	±0	96	4	0	0°	±5
Attempted SA	100	±0	NR	NR	NR	0°	±0
Completed SA	100	±0	100	0	0	0°	±0
Experienced SH	17	±2	98	2	0	0°	±2
MALE							
First-Year	2	±1	NR	NR	NR	0°	±0
Second-Year	1	±1	NR	NR	NR	0°	±0
Third-Year	1	±1	NR	NR	NR	0°	±0
Fourth-Year	1	±1	NR	NR	NR	0°	±0
Not Experienced USC	NA		NA	NA	NA	NA	
Experienced USC	95	±7	52	42	5	0°	±14
Not Experienced SH	0	±1	NR	NR	NR	0°	±0
Experienced SH	8	±3	58	38	NR	0°	±17
USMA	1	±1	NR	NR	NR	0°	±0
First-Year	2	±2	NR	NR	NR	NR°	
Second-Year	NA		NA	NA	NA	NA	
Third-Year	2	±2	NR	NR	NR	NR°	
Fourth-Year	0	±1	NR	NR	NR	NR°	
Experienced USC	90	±16	NR	NR	NR	0°	±0
Experienced SH	5	±5	NR	NR	NR	NR°	
USNA	1	±1	NR	NR	NR	0°	±0
First-Year	2	±2	NR	NR	NR	0°	±0
Second-Year	1	±1	NR	NR	NR	NR°	
Third-Year	1	±1	NR	NR	NR	NR°	
Fourth-Year	2	±2	NR	NR	NR	0°	±0
Experienced USC	100	±0	NR	NR	NR	0°	±0
Experienced SH	10	±5	NR	NR	NR	0°	±0
USAFA	1	±1	NR	NR	NR	0°	±0
First-Year	1	±1	NR	NR	NR	NR°	
Second-Year	1	±1	NR	NR	NR	NR°	
Third-Year	1	±1	NR	NR	NR	NR°	
Fourth-Year	1	±2	NR	NR	NR	NR°	
Experienced USC	92	±13	NR	NR	NR	0°	±0
Experienced SH	7	±4	NR	NR	NR	0°	±0

Note. Percent responding are students who answered the question and who experienced unwanted sexual contact since June 2005 (Q32).

NR: Not reportable

° Response option never endorsed.

NA: Not applicable

38. Did the incident occur...

- a. When your judgment was impaired due to alcohol?
- b. When you were so intoxicated that you were unable to consent?
- c. When the offender(s) was intoxicated?
- d. After the offender(s) used drugs to knock you out (e.g., date rape drugs, sedatives, etc.)?

	Percent Responding		Percentages				Max ME	Percentage Involving Any Alcohol/Drugs		
			a	b	c	d				
TOTAL	3	±1	31	15	33	5	±6	42.0	±6.0	
USMA	2	±1	32	16	32	6	±12	45.0	±11.0	
USNA	3	±1	37	15	35	7	±11	45.0	±10.0	
USAFA	3	±1	25	15	31	2	±9	35.0	±8.0	
CLASS										
First-Year	3	±1	46	27	49	6	±14	64.0	±13.0	
Second-Year	2	±1	38	12	43	0	±10	49.0	±10.0	
Third-Year	3	±1	33	15	31	8	±12	44.0	±10.0	
Fourth-Year	3	±1	15	10	17	5	±12	20.0	±8.0	
GENDER										
Female	9	±1	32	14	37	2	±3	45.0	±3.0	
Male	1	±1	31	18	26	11	±14	37.0	±14.0	
EXPERIENCED BEHAVIORS										
Not Experienced USC	NA		NA	NA	NA	NA		NA		
Experienced USC	100	±0	31	15	33	5	±6	42.0	±6.0	
Unwanted Touching	100	±0	14	3	22	0	±7	24.0	±7.0	
Attempted SA	100	±0	34	NR	44	0	±11	54.0	±8.0	
Completed SA	100	±0	63	45	46	19	±13	70.0	±8.0	
Not Experienced SH	1	±1	NR	21	33	NR	±18	NR		
Experienced SH	12	±2	30	14	33	6	±6	40.0	±6.0	
FEMALE										
First-Year	8	±2	49	20	50	4	±10	61.0	±10.0	
Second-Year	9	±1	36	16	44	0	±6	52.0	±6.0	
Third-Year	11	±1	29	13	37	2	±5	45.0	±5.0	
Fourth-Year	9	±1	20	12	24	2	±3	30.0	±3.0	
Not Experienced USC	NA		NA	NA	NA	NA		NA		
Experienced USC	100	±0	32	14	37	2	±3	45.0	±3.0	
Unwanted Touching	100	±0	22	6	28	0	±5	32.0	±5.0	
Attempted SA	100	±0	26	2	44	0	±5	49.0	±5.0	
Completed SA	100	±0	51	36	43	6	±5	61.0	±5.0	
Not Experienced SH	2	±1	34	14	33	0	±9	47.0	±8.0	
Experienced SH	16	±1	31	14	37	2	±3	45.0	±3.0	
USMA	10	±1	27	9	29	4	±5	38.0	±5.0	
First-Year	8	±3	67	11	56	11	±15	67.0	±15.0	
Second-Year	7	±2	13	NR	13	NR	±11	25.0	±13.0	
Third-Year	13	±2	16	5	26	0	±8	37.0	±8.0	
Fourth-Year	12	±1	22	17	22	6	±4	28.0	±4.0	
Experienced USC	100	±0	27	9	29	4	±5	38.0	±5.0	
Unwanted Touching	100	±0	15	0	10	0	±8	15.0	±8.0	
Attempted SA	100	±0	29	6	51	0	±9	57.0	±8.0	
Completed SA	100	±0	47	26	33	14	±8	53.0	±8.0	
Experienced SH	16	±2	28	10	32	4	±5	40.0	±5.0	

Note: Percent responding are students who answered the question and who experienced unwanted sexual contact since June 2005 (Q32).
 NR: Not reportable

38. Continued	Percent Responding		Percentages				Max ME	Percentage Involving Any Alcohol/Drugs		
			a	b	c	d				
USNA	8	±1	41	18	48	2	±4	55.0	±4.0	
First-Year	6	±2	43	14	43	NR	±15	57.0	±15.0	
Second-Year	12	±2	50	22	72	0	±6	78.0	±6.0	
Third-Year	9	±2	47	26	47	5	±7	58.0	±7.0	
Fourth-Year	6	±1	15	0	15	0	±4	15.0	±4.0	
Experienced USC	100	±0	41	18	48	2	±4	55.0	±4.0	
Unwanted Touching	100	±0	39	4	44	0	±6	53.0	±6.0	
Attempted SA	100	±0	19	0	44	0	±7	44.0	±7.0	
Completed SA	100	±0	61	50	56	6	±7	67.0	±6.0	
Experienced SH	14	±1	38	16	48	2	±4	54.0	±4.0	
USAFA	10	±1	28	16	35	0	±6	42.0	±6.0	
First-Year	9	±3	NR	30	NR	NR	±18	NR		
Second-Year	8	±2	33	17	25	NR	±12	33.0	±12.0	
Third-Year	10	±2	25	6	38	NR	±11	41.0	±10.0	
Fourth-Year	10	±1	20	15	30	0	±6	40.0	±6.0	
Experienced USC	100	±0	28	16	35	0	±6	42.0	±6.0	
Unwanted Touching	100	±0	13	13	29	0	±9	29.0	±9.0	
Attempted SA	100	±0	29	NR	36	NR	±12	43.0	±11.0	
Completed SA	100	±0	45	30	40	0	±9	61.0	±9.0	
Experienced SH	18	±2	29	16	33	0	±6	41.0	±6.0	
MALE										
First-Year	2	±1	NR	NR	NR	NR		NR		
Second-Year	1	±1	NR	NR	NR	NR		NR		
Third-Year	1	±1	NR	NR	NR	NR		NR		
Fourth-Year	2	±1	NR	NR	NR	NR		NR		
Not Experienced USC	NA		NA	NA	NA	NA		NA		
Experienced USC	100	±0	31	18	26	11	±14	37.0	±14.0	
Not Experienced SH	0	±1	NR	NR	NR	NR		NR		
Experienced SH	8	±3	26	15	23	15	±16	32.0	±16.0	
USMA	1	±1	NR	NR	NR	NR		NR		
First-Year	2	±2	NR	NR	NR	NR		NR		
Second-Year	NA		NA	NA	NA	NA		NA		
Third-Year	2	±2	NR	NR	NR	NR		NR		
Fourth-Year	1	±1	NR	NR	NR	NR		NR		
Experienced USC	100	±0	NR	NR	NR	NR		NR		
Experienced SH	6	±5	NR	NR	NR	NR		NR		
USNA	1	±1	NR	NR	NR	NR		NR		
First-Year	2	±2	NR	NR	NR	NR		NR		
Second-Year	1	±1	NR	NR	NR	NR		NR		
Third-Year	1	±1	NR	NR	NR	NR		NR		
Fourth-Year	2	±2	NR	NR	NR	NR		NR		
Experienced USC	100	±0	NR	NR	NR	NR		NR		
Experienced SH	10	±5	NR	NR	NR	NR		NR		
USAFA	1	±1	NR	NR	NR	NR		NR		
First-Year	1	±1	NR	NR	NR	NR		NR		
Second-Year	1	±1	NR	NR	NR	NR		NR		
Third-Year	1	±1	NR	NR	NR	NR		NR		
Fourth-Year	2	±2	NR	NR	NR	NR		NR		
Experienced USC	100	±0	NR	NR	NR	NR		NR		
Experienced SH	7	±4	NR	NR	NR	NR		NR		

Note. Percent responding are students who answered the question and who experienced unwanted sexual contact since June 2005 (Q32).
 NR: Not reportable
 NA: Not applicable

39. Did the offender(s)...

- a. Threaten to ruin your reputation if you did not consent? b. Threaten to harm you if you did not consent? c. Use some degree of physical force (e.g., holding you down)?

	Percent Responding		Percentages			Max ME	Percentage Involving Both Threats and Force		
			a	b	c				
TOTAL	2	±1	5	4	35	±5	5.0	±4.0	
USMA	2	±1	6	6	42	±11	6.0	±10.0	
USNA	3	±1	5	4	29	±9	5.0	±8.0	
USAFA	2	±1	4	3	36	±9	4.0	±7.0	
CLASS									
First-Year	3	±1	8	NR	26	±13	8.0	±12.0	
Second-Year	2	±1	4	2	34	±8	0.0	±0.0	
Third-Year	3	±1	4	3	51	±10	4.0	±8.0	
Fourth-Year	3	±1	NR	6	30	±10	6.0	±10.0	
GENDER									
Female	9	±1	3	2	44	±3	3.0	±2.0	
Male	1	±1	8	8	22	±14	8.0	±11.0	
EXPERIENCED BEHAVIORS									
Not Experienced USC	NA		NA	NA	NA		NA		
Experienced USC	97	±3	5	4	35	±5	5.0	±4.0	
Unwanted Touching	99	±1	0	0	20	±8	0.0	±0.0	
Attempted SA	100	±0	8	4	44	±8	8.0	±4.0	
Completed SA	95	±7	13	13	60	±14	13.0	±14.0	
Not Experienced SH	1	±1	NR	NR	NR		NR		
Experienced SH	12	±2	6	5	38	±6	6.0	±5.0	
FEMALE									
First-Year	8	±2	7	NR	34	±9	7.0	±6.0	
Second-Year	9	±1	5	3	45	±6	0.0	±0.0	
Third-Year	10	±1	2	0	48	±5	2.0	±3.0	
Fourth-Year	9	±1	0	4	47	±3	4.0	±2.0	
Not Experienced USC	NA		NA	NA	NA		NA		
Experienced USC	98	±1	3	2	44	±3	3.0	±2.0	
Unwanted Touching	98	±2	0	0	25	±4	0.0	±0.0	
Attempted SA	100	±0	9	4	50	±5	9.0	±4.0	
Completed SA	98	±2	2	2	63	±5	2.0	±1.0	
Not Experienced SH	2	±1	0	0	7	±6	0.0	±0.0	
Experienced SH	15	±1	3	2	47	±3	3.0	±2.0	
USMA	10	±1	4	3	43	±5	4.0	±3.0	
First-Year	8	±3	11	NR	44	±14	11.0	±13.0	
Second-Year	7	±2	13	13	38	±13	NR		
Third-Year	13	±2	0	0	47	±8	0.0	±0.0	
Fourth-Year	12	±1	0	6	44	±5	6.0	±3.0	
Experienced USC	100	±0	4	3	43	±5	4.0	±3.0	
Unwanted Touching	100	±0	0	0	24	±7	0.0	±0.0	
Attempted SA	100	±0	12	11	55	±9	11.0	±7.0	
Completed SA	100	±0	0	0	54	±8	0.0	±0.0	
Experienced SH	16	±2	4	4	45	±5	4.0	±3.0	

Note. Percent responding are students who answered the question and who experienced unwanted sexual contact since June 2005 (Q32).
 NR: Not reportable NA: Not applicable

39. Continued	Percent Responding		Percentages			Max ME	Percentage Involving Both Threats and Force		
			a	b	c				
USNA	8	±1	4	2	40	±4	4.0	±2.0	
First-Year	6	±2	14	NR	43	±15	14.0	±14.0	■
Second-Year	12	±2	6	0	39	±6	0.0	±0.0	
Third-Year	9	±2	0	0	47	±7	0.0	±0.0	
Fourth-Year	6	±1	0	8	31	±5	8.0	±4.0	■
Experienced USC	100	±0	4	2	40	±4	4.0	±2.0	
Unwanted Touching	100	±0	0	0	26	±6	0.0	±0.0	
Attempted SA	100	±0	7	0	44	±8	7.0	±8.0	■
Completed SA	100	±0	5	5	56	±7	5.0	±3.0	■
Experienced SH	14	±1	4	2	46	±4	4.0	±3.0	
USAFA	9	±1	2	0	47	±6	2.0	±3.0	
First-Year	9	±3	NR	NR	20	±18	NR		
Second-Year	8	±2	NR	NR	58	±12	NR		
Third-Year	8	±2	7	NR	50	±11	7.0	±8.0	■
Fourth-Year	10	±1	0	0	60	±6	0.0	±0.0	
Experienced USC	95	±3	2	0	47	±6	2.0	±3.0	
Unwanted Touching	96	±4	0	0	24	±8	0.0	±0.0	
Attempted SA	100	±0	7	NR	50	±11	7.0	±8.0	■
Completed SA	95	±4	NR	NR	77	±11	NR		
Experienced SH	17	±2	2	0	50	±6	2.0	±3.0	
MALE									
First-Year	2	±1	NR	NR	NR		NR		
Second-Year	1	±1	NR	NR	NR		NR		
Third-Year	1	±1	NR	NR	NR		NR		
Fourth-Year	1	±1	NR	NR	NR		NR		
Not Experienced USC	NA		NA	NA	NA		NA		
Experienced USC	95	±7	8	8	22	±14	8.0	±11.0	■
Not Experienced SH	0	±1	NR	NR	NR		NR		
Experienced SH	8	±3	11	11	20	±17	11.0	±15.0	■
USMA	1	±1	NR	NR	NR		NR		
First-Year	2	±2	NR	NR	NR		NR		
Second-Year	NA		NA	NA	NA		NA		
Third-Year	2	±2	NR	NR	NR		NR		
Fourth-Year	1	±1	NR	NR	NR		NR		
Experienced USC	100	±0	NR	NR	NR		NR		
Experienced SH	6	±5	NR	NR	NR		NR		
USNA	1	±1	NR	NR	NR		NR		
First-Year	2	±2	NR	NR	NR		NR		
Second-Year	1	±1	NR	NR	NR		NR		
Third-Year	0	±1	NR	NR	NR		NR		
Fourth-Year	2	±2	NR	NR	NR		NR		
Experienced USC	93	±12	NR	NR	NR		NR		
Experienced SH	9	±5	NR	NR	NR		NR		
USAFA	1	±1	NR	NR	NR		NR		
First-Year	1	±1	NR	NR	NR		NR		
Second-Year	1	±1	NR	NR	NR		NR		
Third-Year	1	±1	NR	NR	NR		NR		
Fourth-Year	1	±2	NR	NR	NR		NR		
Experienced USC	92	±13	NR	NR	NR		NR		
Experienced SH	7	±4	NR	NR	NR		NR		

Note. Percent responding are students who answered the question and who experienced unwanted sexual contact since June 2005 (Q32).
 NR: Not reportable
 NA: Not applicable



































40. Prior to the assault, did any of the offender(s)...

a. Sexually harass you? b. Stalk you?

	Percent Responding		Percentages		Max ME	Percentage Both Sexually Harassed and Stalked		
			a	b				
TOTAL	2	±1	34	11	±6	7.0	±4.0	█
USMA	2	±1	38	12	±11	7.0	±3.0	█
USNA	2	±1	33	15	±11	9.0	±11.0	█
USAFA	3	±1	31	6	±8	5.0	±7.0	█
CLASS								
First-Year	3	±1	30	13	±15	7.0	±13.0	█
Second-Year	2	±1	38	6	±11	4.0	±3.0	█
Third-Year	3	±1	36	14	±10	11.0	±7.0	█
Fourth-Year	3	±1	33	10	±12	5.0	±12.0	█
GENDER								
Female	9	±1	31	9	±3	6.0	±2.0	█
Male	1	±1	39	14	±14	8.0	±12.0	█
EXPERIENCED BEHAVIORS								
Not Experienced USC	NA		NA	NA		NA		
Experienced USC	96	±3	34	11	±6	7.0	±4.0	█
Unwanted Touching	99	±1	38	4	±9	4.0	±7.0	█
Attempted SA	100	±0	38	13	±9	11.0	±4.0	█
Completed SA	92	±9	25	24	±12	10.0	±11.0	█
Not Experienced SH	1	±1	24	NR	±18	NR		
Experienced SH	11	±2	36	12	±6	8.0	±5.0	█
FEMALE								
First-Year	8	±2	23	8	±9	4.0	±8.0	█
Second-Year	9	±1	29	8	±6	5.0	±3.0	█
Third-Year	10	±1	36	15	±5	11.0	±4.0	█
Fourth-Year	9	±1	33	4	±3	2.0	±1.0	█
Not Experienced USC	NA		NA	NA		NA		
Experienced USC	99	±1	31	9	±3	6.0	±2.0	█
Unwanted Touching	98	±2	34	3	±5	3.0	±4.0	█
Attempted SA	100	±0	37	14	±5	12.0	±4.0	█
Completed SA	100	±0	24	11	±4	4.0	±2.0	█
Not Experienced SH	2	±1	20	0	±7	0.0	±0.0	
Experienced SH	15	±1	32	10	±3	7.0	±2.0	█
USMA	10	±1	37	13	±5	11.0	±3.0	█
First-Year	8	±3	22	NR	±14	NR		
Second-Year	7	±2	38	13	±13	13.0	±11.0	█
Third-Year	13	±2	47	26	±8	21.0	±7.0	█
Fourth-Year	12	±1	33	6	±4	6.0	±3.0	█
Experienced USC	100	±0	37	13	±5	11.0	±3.0	█
Unwanted Touching	100	±0	42	0	±8	0.0	±0.0	
Attempted SA	100	±0	49	27	±9	27.0	±8.0	█
Completed SA	100	±0	20	14	±8	7.0	±7.0	█
Experienced SH	16	±2	39	14	±5	12.0	±4.0	█

Note. Percent responding are students who answered the question and who experienced unwanted sexual contact since June 2005 (Q32).
 NR: Not reportable NA: Not applicable

42. Did you seek professional help/treatment or use other support services following the incident?

	Percent Responding		Percentages	Max ME	Percentage Reporting Yes
			Yes		
TOTAL	3	±1	12	±3	
USMA	2	±1	10	±4	
USNA	3	±1	17	±7	
USAFA	3	±1	9	±5	
CLASS					
First-Year	3	±1	10	±7	
Second-Year	2	±1	20	±10	
Third-Year	3	±1	12	±4	
Fourth-Year	3	±1	7	±2	
GENDER					
Female	9	±1	17	±3	
Male	1	±1	4	±9	
EXPERIENCED BEHAVIORS					
Not Experienced USC	NA		NA		
Experienced USC	97	±3	12	±3	
Unwanted Touching	100	±0	10	±5	
Attempted SA	100	±0	7	±3	
Completed SA	96	±7	21	±5	
Not Experienced SH	1	±1	NR		
Experienced SH	12	±2	14	±4	
FEMALE					
First-Year	8	±2	15	±8	
Second-Year	9	±1	18	±5	
Third-Year	11	±1	18	±4	
Fourth-Year	9	±1	12	±2	
Not Experienced USC	NA		NA		
Experienced USC	99	±1	17	±3	
Unwanted Touching	100	±0	14	±4	
Attempted SA	100	±0	8	±3	
Completed SA	100	±0	30	±5	
Not Experienced SH	2	±1	0	±0	
Experienced SH	16	±1	18	±3	
USMA	10	±1	16	±4	
First-Year	8	±3	22	±14	
Second-Year	7	±2	25	±13	
Third-Year	13	±2	5	±5	
Fourth-Year	12	±1	17	±4	
Experienced USC	100	±0	16	±4	
Unwanted Touching	100	±0	20	±8	
Attempted SA	100	±0	11	±5	
Completed SA	100	±0	20	±7	
Experienced SH	16	±2	18	±4	

Note. Percent responding are students who answered the question and who experienced unwanted sexual contact since June 2005 (Q32).

NR: Not reportable

NA: Not applicable

42. Continued	Percent Responding		Percentages	Max ME	Percentage Reporting Yes
			Yes		
USNA	8	±1	25	±4	
First-Year	6	±2	14	±14	
Second-Year	12	±2	22	±6	
Third-Year	9	±2	42	±7	
Fourth-Year	6	±1	8	±4	
Experienced USC	100	±0	25	±4	
Unwanted Touching	100	±0	13	±5	
Attempted SA	100	±0	13	±6	
Completed SA	100	±0	50	±7	
Experienced SH	14	±1	28	±4	
USAFA	9	±1	10	±5	
First-Year	9	±3	NR		
Second-Year	8	±2	8	±9	
Third-Year	10	±2	6	±7	
Fourth-Year	10	±1	10	±4	
Experienced USC	98	±2	10	±5	
Unwanted Touching	100	±0	9	±10	
Attempted SA	100	±0	NR		
Completed SA	100	±0	19	±7	
Experienced SH	17	±2	11	±5	
MALE					
First-Year	2	±1	NR		
Second-Year	1	±1	NR		
Third-Year	1	±1	NR		
Fourth-Year	1	±1	NR		
Not Experienced USC	NA		NA		
Experienced USC	95	±7	4	±9	
Not Experienced SH	0	±1	NR		
Experienced SH	8	±3	6	±12	
USMA	1	±1	NR		
First-Year	2	±2	NR		
Second-Year	NA		NA		
Third-Year	2	±2	NR		
Fourth-Year	1	±1	NR		
Experienced USC	100	±0	NR		
Experienced SH	6	±5	NR		
USNA	1	±1	NR		
First-Year	2	±2	NR		
Second-Year	1	±1	NR		
Third-Year	0	±1	NR		
Fourth-Year	2	±2	NR		
Experienced USC	93	±12	NR		
Experienced SH	9	±5	NR		
USAFA	1	±1	NR		
First-Year	1	±1	NR		
Second-Year	1	±1	NR		
Third-Year	1	±1	NR		
Fourth-Year	1	±2	NR		
Experienced USC	92	±13	NR		
Experienced SH	7	±4	NR		

Note. Percent responding are students who answered the question and who experienced unwanted sexual contact since June 2005 (Q32).

NR: Not reportable

NA: Not applicable

43. Did you discuss/report this situation to any authority or organization?

1. No
 2. Yes, I made a restricted report but not an unrestricted one
 3. Yes, I made an unrestricted report
 4. Yes, but I am not sure whether it was unrestricted or restricted reporting

	Percent Responding		Percentages				Max ME	Percentage Who Reported		
			1	2	3	4				
TOTAL	3	±1	92	2	2	3	±2	8.0	±2.0	
USMA	2	±1	91	5	5	0	±4	9.0	±4.0	
USNA	3	±1	90	1	2	7	±3	10.0	±3.0	
USAFA	3	±1	95	2	0	3	±5	5.0	±4.0	
CLASS										
First-Year	3	±1	90	4	NR	7	±7	10.0	±7.0	
Second-Year	2	±1	92	0	4	4	±3	8.0	±3.0	
Third-Year	3	±1	91	1	5	2	±3	9.0	±3.0	
Fourth-Year	3	±1	95	3	0	2	±2	5.0	±2.0	
GENDER										
Female	9	±1	88	4	3	5	±2	12.0	±2.0	
Male	1	±1	98	NR	NR	2	±5	2.0	±5.0	
EXPERIENCED BEHAVIORS										
Not Experienced USC	NA		NA	NA	NA	NA		NA		
Experienced USC	97	±3	92	2	2	3	±2	8.0	±2.0	
Unwanted Touching	100	±0	94	1	2	3	±3	6.0	±3.0	
Attempted SA	100	±0	96	0	4	0	±3	4.0	±3.0	
Completed SA	96	±7	84	7	1	8	±4	16.0	±4.0	
Not Experienced SH	1	±1	NR	NR	NR	NR		NR		
Experienced SH	12	±2	90	3	3	4	±3	10.0	±3.0	
FEMALE										
First-Year	8	±2	85	7	NR	8	±8	15.0	±8.0	
Second-Year	9	±1	90	0	5	5	±4	10.0	±4.0	
Third-Year	11	±1	87	2	7	4	±4	13.0	±4.0	
Fourth-Year	9	±1	90	6	0	4	±2	10.0	±2.0	
Not Experienced USC	NA		NA	NA	NA	NA		NA		
Experienced USC	99	±1	88	4	3	5	±2	12.0	±2.0	
Unwanted Touching	100	±0	90	3	4	3	±4	10.0	±4.0	
Attempted SA	100	±0	96	0	4	0	±3	4.0	±3.0	
Completed SA	100	±0	78	9	2	11	±4	22.0	±4.0	
Not Experienced SH	2	±1	100	0	0	0	±0	0.0	±0.0	
Experienced SH	16	±1	87	4	4	5	±2	13.0	±2.0	
USMA	10	±1	85	7	7	0	±4	15.0	±4.0	
First-Year	8	±3	78	22	NR	NR	±14	22.0	±14.0	
Second-Year	7	±2	88	NR	13	NR	±11	13.0	±11.0	
Third-Year	13	±2	84	0	16	0	±7	16.0	±7.0	
Fourth-Year	12	±1	94	6	0	0	±3	6.0	±3.0	
Experienced USC	100	±0	85	7	7	0	±4	15.0	±4.0	
Unwanted Touching	100	±0	80	10	10	0	±7	20.0	±7.0	
Attempted SA	100	±0	89	0	11	0	±7	11.0	±7.0	
Completed SA	100	±0	86	14	0	0	±8	14.0	±8.0	
Experienced SH	16	±2	84	8	8	0	±4	16.0	±4.0	

Note. Percent responding are students who answered the question and who experienced unwanted sexual contact since June 2005 (Q32).
 NR: Not reportable

43. Continued	Percent Responding		Percentages				Max ME	Percentage Who Reported		
			1	2	3	4				
USNA	8	±1	82	2	3	12	±3	18.0	±3.0	
First-Year	6	±2	86	NR	NR	14	±14	14.0	±14.0	
Second-Year	12	±2	83	0	6	11	±5	17.0	±5.0	
Third-Year	9	±2	79	5	5	11	±6	21.0	±6.0	
Fourth-Year	6	±1	85	0	0	15	±4	15.0	±4.0	
Experienced USC	100	±0	82	2	3	12	±3	18.0	±3.0	
Unwanted Touching	100	±0	92	0	4	4	±4	8.0	±4.0	
Attempted SA	100	±0	100	0	0	0	±0	0.0	±0.0	
Completed SA	100	±0	55	6	5	34	±7	45.0	±7.0	
Experienced SH	14	±1	80	2	4	14	±4	20.0	±4.0	
USAFA	9	±1	95	3	0	2	±4	5.0	±3.0	
First-Year	9	±3	NR	NR	NR	NR		NR		
Second-Year	8	±2	NR	NR	NR	NR		NR		
Third-Year	10	±2	NR	NR	NR	NR		NR		
Fourth-Year	10	±1	90	10	0	0	±4	10.0	±4.0	
Experienced USC	98	±2	95	3	0	2	±4	5.0	±3.0	
Unwanted Touching	100	±0	95	0	0	5	±9	5.0	±9.0	
Attempted SA	100	±0	NR	NR	NR	NR		NR		
Completed SA	100	±0	91	9	0	0	±4	9.0	±4.0	
Experienced SH	17	±2	95	3	0	2	±4	5.0	±4.0	
MALE										
First-Year	2	±1	NR	NR	NR	NR		NR		
Second-Year	1	±1	NR	NR	NR	NR		NR		
Third-Year	1	±1	NR	NR	NR	NR		NR		
Fourth-Year	1	±1	NR	NR	NR	NR		NR		
Not Experienced USC	NA		NA	NA	NA	NA		NA		
Experienced USC	95	±7	98	NR	NR	2	±5	2.0	±5.0	
Not Experienced SH	0	±1	NR	NR	NR	NR		NR		
Experienced SH	8	±3	98	NR	NR	2	±7	2.0	±7.0	
USMA	1	±1	NR	NR	NR	NR		NR		
First-Year	2	±2	NR	NR	NR	NR		NR		
Second-Year	NA		NA	NA	NA	NA		NA		
Third-Year	2	±2	NR	NR	NR	NR		NR		
Fourth-Year	1	±1	NR	NR	NR	NR		NR		
Experienced USC	100	±0	NR	NR	NR	NR		NR		
Experienced SH	6	±5	NR	NR	NR	NR		NR		
USNA	1	±1	NR	NR	NR	NR		NR		
First-Year	2	±2	NR	NR	NR	NR		NR		
Second-Year	1	±1	NR	NR	NR	NR		NR		
Third-Year	0	±1	NR	NR	NR	NR		NR		
Fourth-Year	2	±2	NR	NR	NR	NR		NR		
Experienced USC	93	±12	NR	NR	NR	NR		NR		
Experienced SH	9	±5	NR	NR	NR	NR		NR		
USAFA	1	±1	NR	NR	NR	NR		NR		
First-Year	1	±1	NR	NR	NR	NR		NR		
Second-Year	1	±1	NR	NR	NR	NR		NR		
Third-Year	1	±1	NR	NR	NR	NR		NR		
Fourth-Year	1	±2	NR	NR	NR	NR		NR		
Experienced USC	92	±13	NR	NR	NR	NR		NR		
Experienced SH	7	±4	NR	NR	NR	NR		NR		

Note. Percent responding are students who answered the question and who experienced unwanted sexual contact since June 2005 (Q32).
 NR: Not reportable
 NA: Not applicable

44a. Continued	Percent Responding		Percentages			Max ME	Percentage Reporting Yes
			1	2	3		
USNA	1	±1	67	22	11	±9	
First-Year	1	±1	NR	NR	NR		
Second-Year	2	±1	NR	NR	NR		
Third-Year	1	±1	NR	NR	NR		
Fourth-Year	1	±1	NR	NR	NR		
Experienced USC	16	±3	67	22	11	±9	
Unwanted Touching	8	±3	NR	NR	NR		
Attempted SA	NA		NA	NA	NA		
Completed SA	39	±7	58	28	14	±11	
Experienced SH	2	±1	67	22	11	±9	
USAFA	0	±1	NR	NR	NR		
First-Year	1	±1	NR	NR	NR		
Second-Year	NA		NA	NA	NA		
Third-Year	NA		NA	NA	NA		
Fourth-Year	NA		NA	NA	NA		
Experienced USC	2	±3	NR	NR	NR		
Unwanted Touching	5	±5	NR	NR	NR		
Attempted SA	NA		NA	NA	NA		
Completed SA	NA		NA	NA	NA		
Experienced SH	0	±1	NR	NR	NR		
MALE							
First-Year	0	±1	NR	NR	NR		
Second-Year	NA		NA	NA	NA		
Third-Year	NA		NA	NA	NA		
Fourth-Year	NA		NA	NA	NA		
Not Experienced USC	NA		NA	NA	NA		
Experienced USC	2	±3	NR	NR	NR		
Not Experienced SH	NA		NA	NA	NA		
Experienced SH	0	±1	NR	NR	NR		
USMA	NA		NA	NA	NA		
First-Year	NA		NA	NA	NA		
Second-Year	NA		NA	NA	NA		
Third-Year	NA		NA	NA	NA		
Fourth-Year	NA		NA	NA	NA		
Experienced USC	NA		NA	NA	NA		
Experienced SH	NA		NA	NA	NA		
USNA	NA		NA	NA	NA		
First-Year	NA		NA	NA	NA		
Second-Year	NA		NA	NA	NA		
Third-Year	NA		NA	NA	NA		
Fourth-Year	NA		NA	NA	NA		
Experienced USC	NA		NA	NA	NA		
Experienced SH	NA		NA	NA	NA		
USAFA	0	±1	NR	NR	NR		
First-Year	0	±1	NR	NR	NR		
Second-Year	NA		NA	NA	NA		
Third-Year	NA		NA	NA	NA		
Fourth-Year	NA		NA	NA	NA		
Experienced USC	5	±7	NR	NR	NR		
Experienced SH	1	±1	NR	NR	NR		

Note. Percent responding are students who answered the question, who experienced unwanted sexual contact since June 2005 (Q32), and who made an unrestricted report or who reported the incident but were not sure whether it was restricted or unrestricted (Q43).

NR: Not reportable





NA: Not applicable

44b. Continued	Percent Responding		Percentages			Max ME	Percentage Reporting Yes
			1	2	3		
USNA	1	±1	56	33	11	±9	
First-Year	1	±1	NR	NR	NR		
Second-Year	2	±1	NR	NR	NR		
Third-Year	1	±1	NR	NR	NR		
Fourth-Year	1	±1	NR	NR	NR		
Experienced USC	16	±3	56	33	11	±9	
Unwanted Touching	8	±3	NR	NR	NR		
Attempted SA	NA		NA	NA	NA		
Completed SA	39	±7	44	42	14	±11	
Experienced SH	2	±1	56	33	11	±9	
USAFA	0	±1	NR	NR	NR		
First-Year	1	±1	NR	NR	NR		
Second-Year	NA		NA	NA	NA		
Third-Year	NA		NA	NA	NA		
Fourth-Year	NA		NA	NA	NA		
Experienced USC	2	±3	NR	NR	NR		
Unwanted Touching	5	±5	NR	NR	NR		
Attempted SA	NA		NA	NA	NA		
Completed SA	NA		NA	NA	NA		
Experienced SH	0	±1	NR	NR	NR		
MALE							
First-Year	0	±1	NR	NR	NR		
Second-Year	NA		NA	NA	NA		
Third-Year	NA		NA	NA	NA		
Fourth-Year	NA		NA	NA	NA		
Not Experienced USC	NA		NA	NA	NA		
Experienced USC	2	±3	NR	NR	NR		
Not Experienced SH	NA		NA	NA	NA		
Experienced SH	0	±1	NR	NR	NR		
USMA	NA		NA	NA	NA		
First-Year	NA		NA	NA	NA		
Second-Year	NA		NA	NA	NA		
Third-Year	NA		NA	NA	NA		
Fourth-Year	NA		NA	NA	NA		
Experienced USC	NA		NA	NA	NA		
Experienced SH	NA		NA	NA	NA		
USNA	NA		NA	NA	NA		
First-Year	NA		NA	NA	NA		
Second-Year	NA		NA	NA	NA		
Third-Year	NA		NA	NA	NA		
Fourth-Year	NA		NA	NA	NA		
Experienced USC	NA		NA	NA	NA		
Experienced SH	NA		NA	NA	NA		
USAFA	0	±1	NR	NR	NR		
First-Year	0	±1	NR	NR	NR		
Second-Year	NA		NA	NA	NA		
Third-Year	NA		NA	NA	NA		
Fourth-Year	NA		NA	NA	NA		
Experienced USC	5	±7	NR	NR	NR		
Experienced SH	1	±1	NR	NR	NR		

Note. Percent responding are students who answered the question, who experienced unwanted sexual contact since June 2005 (Q32), and who made an unrestricted report or who reported the incident but were not sure whether it was restricted or unrestricted (Q43).

NR: Not reportable




NA: Not applicable

44c. Continued	Percent Responding		Percentages			Max ME	Percentage Reporting Yes
			1	2	3		
USNA	1	±1	44	33	23	±11	
First-Year	1	±1	NR	NR	NR		
Second-Year	2	±1	NR	NR	NR		
Third-Year	1	±1	NR	NR	NR		
Fourth-Year	1	±1	NR	NR	NR		
Experienced USC	16	±3	44	33	23	±11	
Unwanted Touching	8	±3	NR	NR	NR		
Attempted SA	NA		NA	NA	NA		
Completed SA	39	±7	42	28	30	±13	
Experienced SH	2	±1	44	33	23	±11	
USAFA	0	±1	NR	NR	NR		
First-Year	1	±1	NR	NR	NR		
Second-Year	NA		NA	NA	NA		
Third-Year	NA		NA	NA	NA		
Fourth-Year	NA		NA	NA	NA		
Experienced USC	2	±3	NR	NR	NR		
Unwanted Touching	5	±5	NR	NR	NR		
Attempted SA	NA		NA	NA	NA		
Completed SA	NA		NA	NA	NA		
Experienced SH	0	±1	NR	NR	NR		
MALE							
First-Year	0	±1	NR	NR	NR		
Second-Year	NA		NA	NA	NA		
Third-Year	NA		NA	NA	NA		
Fourth-Year	NA		NA	NA	NA		
Not Experienced USC	NA		NA	NA	NA		
Experienced USC	2	±3	NR	NR	NR		
Not Experienced SH	NA		NA	NA	NA		
Experienced SH	0	±1	NR	NR	NR		
USMA	NA		NA	NA	NA		
First-Year	NA		NA	NA	NA		
Second-Year	NA		NA	NA	NA		
Third-Year	NA		NA	NA	NA		
Fourth-Year	NA		NA	NA	NA		
Experienced USC	NA		NA	NA	NA		
Experienced SH	NA		NA	NA	NA		
USNA	NA		NA	NA	NA		
First-Year	NA		NA	NA	NA		
Second-Year	NA		NA	NA	NA		
Third-Year	NA		NA	NA	NA		
Fourth-Year	NA		NA	NA	NA		
Experienced USC	NA		NA	NA	NA		
Experienced SH	NA		NA	NA	NA		
USAFA	0	±1	NR	NR	NR		
First-Year	0	±1	NR	NR	NR		
Second-Year	NA		NA	NA	NA		
Third-Year	NA		NA	NA	NA		
Fourth-Year	NA		NA	NA	NA		
Experienced USC	5	±7	NR	NR	NR		
Experienced SH	1	±1	NR	NR	NR		

Note. Percent responding are students who answered the question, who experienced unwanted sexual contact since June 2005 (Q32), and who made an unrestricted report or who reported the incident but were not sure whether it was restricted or unrestricted (Q43).

NR: Not reportable

NA: Not applicable

44d. Continued	Percent Responding		Percentages			Max ME	Percentage Reporting Yes
			1	2	3		
USNA	1	±1	25	50	25	±10	
First-Year	1	±1	NR	NR	NR		
Second-Year	1	±1	NR	NR	NR		
Third-Year	1	±1	NR	NR	NR		
Fourth-Year	1	±1	NR	NR	NR		
Experienced USC	14	±3	25	50	25	±10	
Unwanted Touching	8	±3	NR	NR	NR		
Attempted SA	NA		NA	NA	NA		
Completed SA	34	±7	16	51	33	±12	
Experienced SH	2	±1	25	50	25	±10	
USAFA	0	±1	NR	NR	NR		
First-Year	1	±1	NR	NR	NR		
Second-Year	NA		NA	NA	NA		
Third-Year	NA		NA	NA	NA		
Fourth-Year	NA		NA	NA	NA		
Experienced USC	2	±3	NR	NR	NR		
Unwanted Touching	5	±5	NR	NR	NR		
Attempted SA	NA		NA	NA	NA		
Completed SA	NA		NA	NA	NA		
Experienced SH	0	±1	NR	NR	NR		
MALE							
First-Year	0	±1	NR	NR	NR		
Second-Year	NA		NA	NA	NA		
Third-Year	NA		NA	NA	NA		
Fourth-Year	NA		NA	NA	NA		
Not Experienced USC	NA		NA	NA	NA		
Experienced USC	2	±3	NR	NR	NR		
Not Experienced SH	NA		NA	NA	NA		
Experienced SH	0	±1	NR	NR	NR		
USMA	NA		NA	NA	NA		
First-Year	NA		NA	NA	NA		
Second-Year	NA		NA	NA	NA		
Third-Year	NA		NA	NA	NA		
Fourth-Year	NA		NA	NA	NA		
Experienced USC	NA		NA	NA	NA		
Experienced SH	NA		NA	NA	NA		
USNA	NA		NA	NA	NA		
First-Year	NA		NA	NA	NA		
Second-Year	NA		NA	NA	NA		
Third-Year	NA		NA	NA	NA		
Fourth-Year	NA		NA	NA	NA		
Experienced USC	NA		NA	NA	NA		
Experienced SH	NA		NA	NA	NA		
USAFA	0	±1	NR	NR	NR		
First-Year	0	±1	NR	NR	NR		
Second-Year	NA		NA	NA	NA		
Third-Year	NA		NA	NA	NA		
Fourth-Year	NA		NA	NA	NA		
Experienced USC	5	±7	NR	NR	NR		
Experienced SH	1	±1	NR	NR	NR		

Note. Percent responding are students who answered the question, who experienced unwanted sexual contact since June 2005 (Q32), and who made an unrestricted report or who reported the incident but were not sure whether it was restricted or unrestricted (Q43).

NR: Not reportable

NA: Not applicable

45. When you reported this situation were you offered...

a. Sexual assault advocacy services (e.g., referrals or offers to accompany/transport you to appointments)?

1. Yes

2. No

3. Don't know

	Percent Responding		Percentages			Max ME	Percentage Reporting Yes
			1	2	3		
TOTAL	0	±0	72	23	4	±9	
USMA	0	±1	75	25	NR	±12	
USNA	0	±0	69	21	10	±10	
USAFA	0	±1	NR	NR	NR		
CLASS							
First-Year	0	±1	NR	NR	NR		
Second-Year	0	±0	NR	NR	NR		
Third-Year	0	±1	57	29	14	±13	
Fourth-Year	0	±0	NR	NR	NR		
GENDER							
Female	1	±1	70	25	5	±9	
Male	0	±0	NR	NR	NR		
EXPERIENCED BEHAVIORS							
Not Experienced USC	NA		NA	NA	NA		
Experienced USC	8	±2	72	23	4	±9	
Unwanted Touching	6	±3	75	25	NR	±18	
Attempted SA	4	±2	NR	NR	NR		
Completed SA	15	±4	74	17	8	±9	
Not Experienced SH	NA		NA	NA	NA		
Experienced SH	1	±1	72	23	4	±9	
FEMALE							
First-Year	1	±1	NR	NR	NR		
Second-Year	1	±1	NR	NR	NR		
Third-Year	1	±1	57	29	14	±13	
Fourth-Year	1	±1	NR	NR	NR		
Not Experienced USC	NA		NA	NA	NA		
Experienced USC	12	±2	70	25	5	±9	
Unwanted Touching	10	±3	69	31	NR	±18	
Attempted SA	4	±2	NR	NR	NR		
Completed SA	22	±4	74	17	8	±9	
Not Experienced SH	NA		NA	NA	NA		
Experienced SH	2	±1	70	25	5	±9	
USMA	2	±1	75	25	NR	±12	
First-Year	2	±2	NR	NR	NR		
Second-Year	1	±1	NR	NR	NR		
Third-Year	2	±1	NR	NR	NR		
Fourth-Year	1	±1	NR	NR	NR		
Experienced USC	15	±4	75	25	NR	±12	
Unwanted Touching	20	±7	NR	NR	NR		
Attempted SA	11	±6	NR	NR	NR		
Completed SA	14	±6	NR	NR	NR		
Experienced SH	3	±1	75	25	NR	±12	

Note. Percent responding are students who answered the question, who experienced unwanted sexual contact since June 2005 (Q32), and who discussed/reported the situation to any authority or organization (Q43).

NR: Not reportable

NA: Not applicable

45a. Continued	Percent Responding		Percentages			Max ME	Percentage Reporting Yes
			1	2	3		
USNA	1	±1	69	21	10	±10	
First-Year	1	±1	NR	NR	NR		
Second-Year	2	±1	NR	NR	NR		
Third-Year	2	±1	NR	NR	NR		
Fourth-Year	1	±1	NR	NR	NR		
Experienced USC	18	±3	69	21	10	±10	
Unwanted Touching	8	±3	NR	NR	NR		
Attempted SA	NA		NA	NA	NA		
Completed SA	45	±7	62	26	12	±11	
Experienced SH	3	±1	69	21	10	±10	
USAFA	0	±1	NR	NR	NR		
First-Year	1	±1	NR	NR	NR		
Second-Year	NA		NA	NA	NA		
Third-Year	NA		NA	NA	NA		
Fourth-Year	1	±1	NR	NR	NR		
Experienced USC	5	±3	NR	NR	NR		
Unwanted Touching	5	±5	NR	NR	NR		
Attempted SA	NA		NA	NA	NA		
Completed SA	9	±4	NR	NR	NR		
Experienced SH	1	±1	NR	NR	NR		
MALE							
First-Year	0	±1	NR	NR	NR		
Second-Year	NA		NA	NA	NA		
Third-Year	NA		NA	NA	NA		
Fourth-Year	NA		NA	NA	NA		
Not Experienced USC	NA		NA	NA	NA		
Experienced USC	2	±3	NR	NR	NR		
Not Experienced SH	NA		NA	NA	NA		
Experienced SH	0	±1	NR	NR	NR		
USMA	NA		NA	NA	NA		
First-Year	NA		NA	NA	NA		
Second-Year	NA		NA	NA	NA		
Third-Year	NA		NA	NA	NA		
Fourth-Year	NA		NA	NA	NA		
Experienced USC	NA		NA	NA	NA		
Experienced SH	NA		NA	NA	NA		
USNA	NA		NA	NA	NA		
First-Year	NA		NA	NA	NA		
Second-Year	NA		NA	NA	NA		
Third-Year	NA		NA	NA	NA		
Fourth-Year	NA		NA	NA	NA		
Experienced USC	NA		NA	NA	NA		
Experienced SH	NA		NA	NA	NA		
USAFA	0	±1	NR	NR	NR		
First-Year	0	±1	NR	NR	NR		
Second-Year	NA		NA	NA	NA		
Third-Year	NA		NA	NA	NA		
Fourth-Year	NA		NA	NA	NA		
Experienced USC	5	±7	NR	NR	NR		
Experienced SH	1	±1	NR	NR	NR		

Note. Percent responding are students who answered the question, who experienced unwanted sexual contact since June 2005 (Q32), and who discussed/reported the situation to any authority or organization (Q43).

NR: Not reportable

NA: Not applicable

45. When you reported this situation were you offered...

b. Medical, forensic, and counseling services?

1. Yes

2. No

3. Don't know

	Percent Responding		Percentages			Max ME	Percentage Reporting Yes
			1	2	3		
TOTAL	0	±0	73	27	0°	±8	
USMA	0	±1	63	37	0°	±13	
USNA	0	±0	81	19	0°	±7	
USAFA	0	±1	NR	NR	NR°		
CLASS							
First-Year	0	±1	NR	NR	0°	±0	
Second-Year	0	±0	NR	NR	NR°		
Third-Year	0	±1	71	29	0°	±13	
Fourth-Year	0	±0	80	20	0°	±8	
GENDER							
Female	1	±1	70	30	0°	±8	
Male	0	±0	NR	NR	NR°		
EXPERIENCED BEHAVIORS							
Not Experienced USC	NA		NA	NA	NA		
Experienced USC	8	±2	73	27	0°	±8	
Unwanted Touching	6	±3	65	35	0°	±17	
Attempted SA	4	±2	NR	NR	NR°		
Completed SA	15	±4	92	8	0°	±5	
Not Experienced SH	NA		NA	NA	NA		
Experienced SH	1	±1	73	27	0°	±8	
FEMALE							
First-Year	1	±1	NR	NR	NR°		
Second-Year	1	±1	NR	NR	NR°		
Third-Year	1	±1	71	29	0°	±13	
Fourth-Year	1	±1	80	20	0°	±8	
Not Experienced USC	NA		NA	NA	NA		
Experienced USC	12	±2	70	30	0°	±8	
Unwanted Touching	10	±3	56	44	0°	±15	
Attempted SA	4	±2	NR	NR	NR°		
Completed SA	22	±4	92	8	0°	±5	
Not Experienced SH	NA		NA	NA	NA		
Experienced SH	2	±1	70	30	0°	±8	
USMA	2	±1	63	37	0°	±13	
First-Year	2	±2	NR	NR	NR°		
Second-Year	1	±1	NR	NR	NR°		
Third-Year	2	±1	NR	NR	NR°		
Fourth-Year	1	±1	NR	NR	NR°		
Experienced USC	15	±4	63	37	0°	±13	
Unwanted Touching	20	±7	NR	NR	NR°		
Attempted SA	11	±6	NR	NR	NR°		
Completed SA	14	±6	NR	NR	NR°		
Experienced SH	3	±1	63	37	0°	±13	

Note. Percent responding are students who answered the question, who experienced unwanted sexual contact since June 2005 (Q32), and who discussed/reported the situation to any authority or organization (Q43).

NR: Not reportable

° Response option never endorsed.

NA: Not applicable

45b. Continued	Percent Responding		Percentages			Max ME	Percentage Reporting Yes
			1	2	3		
USNA	1	±1	81	19	0°	±7	
First-Year	1	±1	NR	NR	NR°		
Second-Year	2	±1	NR	NR	NR°		
Third-Year	2	±1	NR	NR	NR°		
Fourth-Year	1	±1	NR	NR	NR°		
Experienced USC	18	±3	81	19	0°	±7	
Unwanted Touching	8	±3	NR	NR	NR°		
Attempted SA	NA		NA	NA	NA		
Completed SA	45	±7	88	12	0°	±7	
Experienced SH	3	±1	81	19	0°	±7	
USAFA	0	±1	NR	NR	NR°		
First-Year	1	±1	NR	NR	NR°		
Second-Year	NA		NA	NA	NA		
Third-Year	NA		NA	NA	NA		
Fourth-Year	1	±1	NR	NR	NR°		
Experienced USC	5	±3	NR	NR	NR°		
Unwanted Touching	5	±5	NR	NR	NR°		
Attempted SA	NA		NA	NA	NA		
Completed SA	9	±4	NR	NR	NR°		
Experienced SH	1	±1	NR	NR	NR°		
MALE							
First-Year	0	±1	NR	NR	NR°		
Second-Year	NA		NA	NA	NA		
Third-Year	NA		NA	NA	NA		
Fourth-Year	NA		NA	NA	NA		
Not Experienced USC	NA		NA	NA	NA		
Experienced USC	2	±3	NR	NR	NR°		
Not Experienced SH	NA		NA	NA	NA		
Experienced SH	0	±1	NR	NR	NR°		
USMA	NA		NA	NA	NA		
First-Year	NA		NA	NA	NA		
Second-Year	NA		NA	NA	NA		
Third-Year	NA		NA	NA	NA		
Fourth-Year	NA		NA	NA	NA		
Experienced USC	NA		NA	NA	NA		
Experienced SH	NA		NA	NA	NA		
USNA	NA		NA	NA	NA		
First-Year	NA		NA	NA	NA		
Second-Year	NA		NA	NA	NA		
Third-Year	NA		NA	NA	NA		
Fourth-Year	NA		NA	NA	NA		
Experienced USC	NA		NA	NA	NA		
Experienced SH	NA		NA	NA	NA		
USAFA	0	±1	NR	NR	NR°		
First-Year	0	±1	NR	NR	NR°		
Second-Year	NA		NA	NA	NA		
Third-Year	NA		NA	NA	NA		
Fourth-Year	NA		NA	NA	NA		
Experienced USC	5	±7	NR	NR	NR°		
Experienced SH	1	±1	NR	NR	NR°		

Note. Percent responding are students who answered the question, who experienced unwanted sexual contact since June 2005 (Q32), and who discussed/reported the situation to any authority or organization (Q43).

NR: Not reportable

° Response option never endorsed.

NA: Not applicable

46. What were your reasons for not reporting the situation?

- a. You thought it was not important enough to report
- b. You did not know how to report
- c. You felt uncomfortable making a report
- d. You took care of it yourself
- e. You did not think anything would be done
- f. You thought you would not be believed
- g. You thought reporting would take too much time and effort
- h. You thought you would be labeled a troublemaker

	Percent Responding		Percentages								Max ME
			a	b	c	d	e	f	g	h	
TOTAL	2	±1	64	6	46	58	21	13	38	28	±7
USMA	2	±1	54	1	53	61	29	18	43	30	±13
USNA	2	±1	73	7	37	50	18	8	32	19	±13
USAFA	2	±1	64	10	49	64	17	14	39	36	±9
CLASS											
First-Year	2	±1	76	NR	25	50	9	16	26	21	±15
Second-Year	2	±1	53	4	61	49	27	16	36	40	±13
Third-Year	3	±1	52	11	53	72	31	14	29	37	±13
Fourth-Year	3	±1	74	4	46	56	18	11	55	20	±12
GENDER											
Female	8	±1	52	5	54	59	19	16	35	34	±3
Male	1	±1	80	7	35	56	24	10	41	20	±14
EXPERIENCED BEHAVIORS											
Not Experienced USC	NA		NA	NA	NA	NA	NA	NA	NA	NA	
Experienced USC	88	±3	64	6	46	58	21	13	38	28	±7
Unwanted Touching	93	±3	73	3	33	55	13	4	31	20	±10
Attempted SA	93	±3	52	10	61	61	24	22	45	43	±12
Completed SA	80	±7	50	10	60	62	33	23	44	31	±14
Not Experienced SH	0	±1	87	NR	16	NR	NR	NR	19	12	±18
Experienced SH	10	±2	59	6	53	54	24	15	42	32	±7
FEMALE											
First-Year	6	±2	70	NR	43	48	9	23	34	34	±11
Second-Year	8	±1	36	6	61	57	15	15	28	34	±6
Third-Year	9	±1	44	7	59	63	22	9	33	40	±6
Fourth-Year	8	±1	65	7	49	62	27	20	44	31	±4
Not Experienced USC	NA		NA	NA	NA	NA	NA	NA	NA	NA	
Experienced USC	85	±2	52	5	54	59	19	16	35	34	±3
Unwanted Touching	88	±3	65	3	36	58	16	8	26	29	±5
Attempted SA	92	±3	46	11	62	62	20	18	44	41	±6
Completed SA	76	±4	37	2	72	56	22	22	40	35	±6
Not Experienced SH	2	±1	78	0	14	78	7	0	21	22	±9
Experienced SH	13	±1	50	6	58	57	20	17	37	36	±4
USMA	9	±1	41	2	61	61	22	17	46	44	±5
First-Year	6	±2	71	NR	43	57	NR	29	57	43	±16
Second-Year	5	±2	50	17	67	50	50	17	67	83	±15
Third-Year	11	±2	13	NR	75	69	25	6	31	44	±9
Fourth-Year	11	±1	50	0	56	63	19	25	50	31	±5
Experienced USC	82	±4	41	2	61	61	22	17	46	44	±5
Unwanted Touching	80	±7	47	0	41	59	12	5	34	36	±9
Attempted SA	78	±7	36	7	71	56	21	28	64	50	±10
Completed SA	86	±6	31	0	77	62	31	15	39	47	±8
Experienced SH	13	±2	37	3	66	58	24	19	46	44	±5

Note. Percent responding are students who answered the question, who experienced unwanted sexual contact since June 2005 (Q32), and who did not discuss/report the situation to any authority or organization (Q43).

NR: Not reportable

NA: Not applicable

46. Continued	Percent Responding		Percentages								Max ME
			a	b	c	d	e	f	g	h	
USNA	7	±1	61	6	46	56	22	15	21	24	±4
First-Year	4	±2	NR	NR	NR	20	NR	NR	NR	NR	±18
Second-Year	10	±2	33	7	40	60	13	13	13	27	±7
Third-Year	7	±1	60	7	53	60	20	7	27	20	±8
Fourth-Year	5	±1	82	9	45	64	27	18	36	36	±6
Experienced USC	81	±3	61	6	46	56	22	15	21	24	±4
Unwanted Touching	92	±3	77	0	33	66	28	14	19	28	±7
Attempted SA	100	±0	50	12	44	50	13	19	19	25	±7
Completed SA	49	±7	44	11	78	44	22	11	33	11	±8
Experienced SH	11	±1	58	7	50	54	23	18	22	24	±5
USAFA	9	±1	54	7	54	60	15	14	38	35	±6
First-Year	8	±3	NR	NR	NR	NR	NR	NR	NR	NR	
Second-Year	8	±2	33	NR	83	58	NR	17	25	17	±12
Third-Year	9	±2	60	13	47	60	20	13	40	53	±11
Fourth-Year	9	±1	67	11	44	61	33	17	44	28	±6
Experienced USC	92	±3	54	7	54	60	15	14	38	35	±6
Unwanted Touching	91	±6	69	8	36	50	8	5	27	24	±10
Attempted SA	100	±0	51	14	71	80	27	7	51	50	±12
Completed SA	91	±4	38	NR	66	57	16	32	44	38	±10
Experienced SH	16	±2	54	7	57	58	16	15	40	37	±6
MALE											
First-Year	1	±1	NR	NR	NR	NR	NR	NR	NR	NR	
Second-Year	1	±1	NR	NR	NR	NR	NR	NR	NR	NR	
Third-Year	1	±1	NR	NR	NR	NR	NR	NR	NR	NR	
Fourth-Year	1	±1	NR	NR	NR	NR	NR	NR	NR	NR	
Not Experienced USC	NA		NA	NA	NA	NA	NA	NA	NA	NA	
Experienced USC	93	±7	80	7	35	56	24	10	41	20	±14
Not Experienced SH	0	±1	NR	NR	NR	NR	NR	NR	NR	NR	
Experienced SH	7	±3	75	7	NR	NR	30	11	NR	25	±17
USMA	1	±1	NR	NR	NR	NR	NR	NR	NR	NR	
First-Year	2	±2	NR	NR	NR	NR	NR	NR	NR	NR	
Second-Year	NA		NA	NA	NA	NA	NA	NA	NA	NA	
Third-Year	2	±2	NR	NR	NR	NR	NR	NR	NR	NR	
Fourth-Year	1	±1	NR	NR	NR	NR	NR	NR	NR	NR	
Experienced USC	100	±0	NR	NR	NR	NR	NR	NR	NR	NR	
Experienced SH	6	±5	NR	NR	NR	NR	NR	NR	NR	NR	
USNA	1	±1	NR	NR	NR	NR	NR	NR	NR	NR	
First-Year	2	±2	NR	NR	NR	NR	NR	NR	NR	NR	
Second-Year	1	±1	NR	NR	NR	NR	NR	NR	NR	NR	
Third-Year	0	±1	NR	NR	NR	NR	NR	NR	NR	NR	
Fourth-Year	2	±2	NR	NR	NR	NR	NR	NR	NR	NR	
Experienced USC	93	±12	NR	NR	NR	NR	NR	NR	NR	NR	
Experienced SH	9	±5	NR	NR	NR	NR	NR	NR	NR	NR	
USAFA	1	±1	NR	NR	NR	NR	NR	NR	NR	NR	
First-Year	1	±1	NR	NR	NR	NR	NR	NR	NR	NR	
Second-Year	1	±1	NR	NR	NR	NR	NR	NR	NR	NR	
Third-Year	1	±1	NR	NR	NR	NR	NR	NR	NR	NR	
Fourth-Year	1	±2	NR	NR	NR	NR	NR	NR	NR	NR	
Experienced USC	87	±15	NR	NR	NR	NR	NR	NR	NR	NR	
Experienced SH	7	±4	NR	NR	NR	NR	NR	NR	NR	NR	

Note. Percent responding are students who answered the question, who experienced unwanted sexual contact since June 2005 (Q32), and who did not discuss/report the situation to any authority or organization (Q43).

NR: Not reportable

NA: Not applicable

46. What were your reasons for not reporting the situation?

- i. You thought your evaluations or chances for leadership positions would suffer
- j. You feared some form of retaliation from the offender or his/her friends
- k. You did not want people gossiping about you
- l. You feared you or others would be punished for infractions/violations, such as underage drinking
- m. You felt shame/embarrassment
- n. You thought you would be blamed for the assault
- o. Other

	Percent Responding		Percentages							Max ME
			i	j	k	l	m	n	o	
TOTAL	2	±1	12	26	47	15	49	29	14	±6
USMA	2	±1	14	21	46	17	52	28	18	±13
USNA	2	±1	8	23	44	16	38	25	8	±12
USAFA	2	±1	15	34	50	12	57	32	17	±9
CLASS										
First-Year	2	±1	8	15	28	10	34	26	23	±17
Second-Year	2	±1	7	36	51	7	60	43	7	±12
Third-Year	3	±1	19	36	54	29	59	30	11	±12
Fourth-Year	3	±1	12	21	50	11	45	21	17	±13
GENDER										
Female	8	±1	12	30	55	16	59	36	9	±3
Male	1	±1	13	21	36	14	36	19	22	±14
EXPERIENCED BEHAVIORS										
Not Experienced USC	NA		NA	NA	NA	NA	NA	NA	NA	
Experienced USC	88	±3	12	26	47	15	49	29	14	±6
Unwanted Touching	93	±3	3	17	33	4	33	14	14	±9
Attempted SA	93	±3	19	43	60	19	66	38	6	±13
Completed SA	80	±7	23	30	65	38	69	49	22	±13
Not Experienced SH	0	±1	NR	2	15	2	38	18	NR	±17
Experienced SH	10	±2	15	32	54	18	52	31	13	±7
FEMALE										
First-Year	6	±2	5	34	52	10	56	34	15	±11
Second-Year	8	±1	3	28	49	9	55	43	9	±6
Third-Year	9	±1	18	37	58	26	61	35	7	±6
Fourth-Year	8	±1	16	25	58	13	62	31	9	±4
Not Experienced USC	NA		NA	NA	NA	NA	NA	NA	NA	
Experienced USC	85	±2	12	30	55	16	59	36	9	±3
Unwanted Touching	88	±3	7	21	40	8	43	27	9	±5
Attempted SA	92	±3	14	41	61	13	68	36	7	±6
Completed SA	76	±4	15	33	72	31	73	48	13	±6
Not Experienced SH	2	±1	0	8	29	8	52	37	8	±9
Experienced SH	13	±1	13	33	58	16	60	35	9	±4
USMA	9	±1	9	29	56	15	61	33	11	±5
First-Year	6	±2	NR	29	57	14	71	57	14	±16
Second-Year	5	±2	17	50	50	NR	50	50	NR	±14
Third-Year	11	±2	13	38	63	19	56	31	19	±9
Fourth-Year	11	±1	6	13	56	19	69	19	6	±5
Experienced USC	82	±4	9	29	56	15	61	33	11	±5
Unwanted Touching	80	±7	0	18	29	12	34	24	12	±8
Attempted SA	78	±7	7	28	71	7	72	43	15	±10
Completed SA	86	±6	15	41	77	31	85	32	7	±9
Experienced SH	13	±2	10	30	58	14	60	30	10	±6

Note. Percent responding are students who answered the question, who experienced unwanted sexual contact since June 2005 (Q32), and who did not discuss/report the situation to any authority or organization (Q43).

NR: Not reportable

NA: Not applicable

46. Continued	Percent Responding		Percentages							Max ME
			i	j	k	l	m	n	o	
USNA	7	±1	9	24	52	17	55	30	2	±4
First-Year	4	±2	NR	20	NR	NR	NR	NR	NR	±18
Second-Year	10	±2	0	20	40	13	53	27	7	±7
Third-Year	7	±1	13	27	67	33	67	40	0	±8
Fourth-Year	5	±1	18	27	45	9	36	36	0	±6
Experienced USC	81	±3	9	24	52	17	55	30	2	±4
Unwanted Touching	92	±3	9	18	43	14	43	23	0	±7
Attempted SA	100	±0	13	38	51	19	63	31	0	±7
Completed SA	49	±7	0	11	78	22	67	44	11	±8
Experienced SH	11	±1	10	27	58	20	58	32	2	±5
USAFA	9	±1	16	37	56	15	61	42	13	±6
First-Year	8	±3	NR	NR	NR	NR	NR	NR	NR	
Second-Year	8	±2	NR	25	58	8	58	58	17	±12
Third-Year	9	±2	27	47	47	27	60	33	NR	±11
Fourth-Year	9	±1	22	33	67	11	72	39	17	±6
Experienced USC	92	±3	16	37	56	15	61	42	13	±6
Unwanted Touching	91	±6	10	24	45	0	50	33	14	±10
Attempted SA	100	±0	21	56	62	14	70	34	7	±12
Completed SA	91	±4	21	38	65	34	69	59	17	±12
Experienced SH	16	±2	17	39	57	15	61	42	14	±6
MALE										
First-Year	1	±1	NR	NR	NR	NR	NR	NR	NR	
Second-Year	1	±1	NR	NR	NR	NR	NR	NR	NR	
Third-Year	1	±1	NR	NR	NR	NR	NR	NR	NR	
Fourth-Year	1	±1	NR	NR	NR	NR	NR	NR	NR	
Not Experienced USC	NA		NA	NA	NA	NA	NA	NA	NA	
Experienced USC	93	±7	13	21	36	14	36	19	22	±14
Not Experienced SH	0	±1	NR	NR	NR	NR	NR	NR	NR	
Experienced SH	7	±3	19	30	NR	20	37	23	20	±17
USMA	1	±1	NR	NR	NR	NR	NR	NR	NR	
First-Year	2	±2	NR	NR	NR	NR	NR	NR	NR	
Second-Year	NA		NA	NA	NA	NA	NA	NA	NA	
Third-Year	2	±2	NR	NR	NR	NR	NR	NR	NR	
Fourth-Year	1	±1	NR	NR	NR	NR	NR	NR	NR	
Experienced USC	100	±0	NR	NR	NR	NR	NR	NR	NR	
Experienced SH	6	±5	NR	NR	NR	NR	NR	NR	NR	
USNA	1	±1	NR	NR	NR	NR	NR	NR	NR	
First-Year	2	±2	NR	NR	NR	NR	NR	NR	NR	
Second-Year	1	±1	NR	NR	NR	NR	NR	NR	NR	
Third-Year	0	±1	NR	NR	NR	NR	NR	NR	NR	
Fourth-Year	2	±2	NR	NR	NR	NR	NR	NR	NR	
Experienced USC	93	±12	NR	NR	NR	NR	NR	NR	NR	
Experienced SH	9	±5	NR	NR	NR	NR	NR	NR	NR	
USAFA	1	±1	NR	NR	NR	NR	NR	NR	NR	
First-Year	1	±1	NR	NR	NR	NR	NR	NR	NR	
Second-Year	1	±1	NR	NR	NR	NR	NR	NR	NR	
Third-Year	1	±1	NR	NR	NR	NR	NR	NR	NR	
Fourth-Year	1	±2	NR	NR	NR	NR	NR	NR	NR	
Experienced USC	87	±15	NR	NR	NR	NR	NR	NR	NR	
Experienced SH	7	±4	NR	NR	NR	NR	NR	NR	NR	

Note. Percent responding are students who answered the question, who experienced unwanted sexual contact since June 2005 (Q32), and who did not discuss/report the situation to any authority or organization (Q43).

NR: Not reportable

NA: Not applicable

47. Prior to your admission to the Academy as a student, were you ever...

a. Sexually harassed?

b. Sexually assaulted?

	Percent Responding		Percentages		Max ME	Percentage Harassed and Assaulted Prior to Admission		
			a	b				
TOTAL	100	±1	15	5	±1	4.0	±1.0	
USMA	100	±1	14	4	±2	3.0	±1.0	
USNA	100	±1	14	4	±2	3.0	±1.0	
USAFA	100	±1	18	7	±2	5.0	±1.0	
CLASS								
First-Year	100	±1	14	6	±2	4.0	±1.0	
Second-Year	100	±1	13	5	±2	3.0	±1.0	
Third-Year	100	±1	17	5	±2	4.0	±1.0	
Fourth-Year	100	±1	17	6	±2	4.0	±1.0	
GENDER								
Female	100	±1	39	16	±1	12.0	±1.0	■
Male	100	±1	11	3	±1	2.0	±1.0	
EXPERIENCED BEHAVIORS								
Not Experienced USC	100	±1	15	5	±1	3.0	±1.0	
Experienced USC	98	±3	46	25	±6	20.0	±4.0	■
Unwanted Touching	100	±0	39	23	±9	18.0	±7.0	■
Attempted SA	100	±0	48	27	±9	22.0	±5.0	■
Completed SA	95	±7	55	27	±10	24.0	±8.0	■
Not Experienced SH	100	±1	9	3	±1	2.0	±1.0	
Experienced SH	100	±1	44	13	±3	11.0	±2.0	■
FEMALE								
First-Year	99	±1	34	17	±3	11.0	±2.0	■
Second-Year	100	±0	36	12	±2	10.0	±2.0	■
Third-Year	100	±0	39	15	±2	12.0	±2.0	■
Fourth-Year	100	±1	44	17	±1	15.0	±1.0	■
Not Experienced USC	100	±1	37	14	±1	11.0	±1.0	■
Experienced USC	99	±1	54	32	±3	26.0	±3.0	■
Unwanted Touching	100	±0	48	33	±5	27.0	±5.0	■
Attempted SA	100	±0	47	31	±5	24.0	±5.0	■
Completed SA	98	±2	67	33	±5	29.0	±5.0	■
Not Experienced SH	100	±1	23	11	±2	7.0	±1.0	
Experienced SH	100	±0	52	20	±2	16.0	±1.0	■
USMA	100	±0	39	15	±2	13.0	±1.0	■
First-Year	100	±0	38	17	±4	14.0	±3.0	■
Second-Year	100	±0	32	10	±4	7.0	±2.0	
Third-Year	100	±0	42	16	±3	13.0	±2.0	■
Fourth-Year	100	±0	45	17	±2	16.0	±2.0	■
Experienced USC	100	±0	52	31	±5	25.0	±5.0	■
Unwanted Touching	100	±0	47	20	±8	20.0	±8.0	■
Attempted SA	100	±0	50	39	±9	27.0	±8.0	■
Completed SA	100	±0	60	42	±8	34.0	±8.0	■
Experienced SH	100	±0	49	18	±2	15.0	±2.0	■

Note. Percent responding are students who answered the question.

47. Continued	Percent Responding		Percentages		Max ME	Percentage Harassed and Assaulted Prior to Admission		
			a	b				
USNA	100	±1	34	12	±1	9.0	±1.0	■
First-Year	99	±1	31	12	±4	7.0	±2.0	■
Second-Year	100	±0	33	10	±2	7.0	±2.0	■
Third-Year	100	±0	32	11	±2	9.0	±2.0	■
Fourth-Year	100	±1	39	14	±2	12.0	±1.0	■
Experienced USC	98	±2	43	23	±4	18.0	±3.0	■
Unwanted Touching	100	±0	30	22	±6	17.0	±5.0	■
Attempted SA	100	±0	44	25	±7	18.0	±5.0	■
Completed SA	94	±5	58	24	±7	18.0	±6.0	■
Experienced SH	100	±0	48	16	±2	13.0	±1.0	■
USAFA	100	±1	43	20	±2	15.0	±2.0	■
First-Year	99	±1	35	22	±5	13.0	±4.0	■
Second-Year	100	±0	44	16	±4	14.0	±3.0	■
Third-Year	100	±0	45	19	±4	15.0	±3.0	■
Fourth-Year	99	±1	48	21	±2	18.0	±2.0	■
Experienced USC	100	±0	65	40	±6	34.0	±6.0	■
Unwanted Touching	100	±0	62	53	±9	40.0	±9.0	■
Attempted SA	100	±0	47	27	±11	27.0	±10.0	■
Completed SA	100	±0	78	34	±10	34.0	±8.0	■
Experienced SH	100	±0	59	24	±3	21.0	±2.0	■
MALE								
First-Year	100	±1	10	3	±2	2.0	±2.0	■
Second-Year	100	±1	9	3	±2	2.0	±1.0	■
Third-Year	100	±1	12	2	±2	2.0	±1.0	■
Fourth-Year	100	±1	11	3	±2	2.0	±1.0	■
Not Experienced USC	100	±1	10	3	±1	2.0	±1.0	■
Experienced USC	95	±7	33	13	±14	10.0	±12.0	■
Not Experienced SH	100	±1	8	3	±1	2.0	±1.0	■
Experienced SH	99	±1	35	7	±5	6.0	±3.0	■
USMA	100	±1	10	3	±2	2.0	±1.0	■
First-Year	100	±0	9	3	±4	2.0	±3.0	■
Second-Year	100	±0	9	5	±4	3.0	±3.0	■
Third-Year	100	±0	9	0	±4	0.0	±2.0	■
Fourth-Year	100	±1	11	3	±4	2.0	±3.0	■
Experienced USC	100	±0	NR	NR		NR		
Experienced SH	100	±0	36	4	±10	3.0	±5.0	■
USNA	100	±1	10	3	±2	2.0	±1.0	■
First-Year	100	±1	11	4	±4	3.0	±3.0	■
Second-Year	100	±1	7	3	±4	1.0	±2.0	■
Third-Year	100	±1	9	3	±4	2.0	±3.0	■
Fourth-Year	100	±0	11	2	±4	1.0	±2.0	■
Experienced USC	93	±12	NR	NR		NR		
Experienced SH	98	±2	33	9	±8	9.0	±6.0	■
USAFA	100	±1	13	4	±2	3.0	±1.0	■
First-Year	100	±0	11	4	±3	3.0	±2.0	■
Second-Year	100	±0	11	3	±3	2.0	±2.0	■
Third-Year	100	±0	17	4	±4	4.0	±2.0	■
Fourth-Year	99	±1	12	5	±4	3.0	±3.0	■
Experienced USC	92	±13	NR	NR		NR		
Experienced SH	100	±0	37	6	±7	5.0	±4.0	■

Note. Percent responding are students who answered the question.
 NR: Not reportable

48. In your opinion, has sexual harassment become more or less of a problem at your Academy since you became a student?

1. Less of a problem

2. About the same

3. More of a problem

	Percent Responding		Percentages			Max ME	Degree of Problem		
			1	2	3				
TOTAL	100	±1	63	33	4	±2	1.4	±0.1	
USMA	100	±1	61	36	4	±3	1.4	±0.1	
USNA	100	±1	47	47	6	±3	1.6	±0.1	
USAFA	100	±1	82	17	1	±2	1.2	±0.1	
CLASS									
First-Year	100	±1	70	26	3	±3	1.3	±0.1	
Second-Year	100	±1	67	28	5	±3	1.4	±0.1	
Third-Year	100	±1	59	37	3	±3	1.4	±0.1	
Fourth-Year	99	±1	57	40	3	±3	1.5	±0.1	
GENDER									
Female	100	±0	52	43	5	±1	1.5	±0.1	
Male	100	±1	65	31	3	±2	1.4	±0.1	
EXPERIENCED BEHAVIORS									
Not Experienced USC	100	±1	64	33	3	±2	1.4	±0.1	
Experienced USC	98	±3	39	51	10	±6	1.7	±0.1	
Unwanted Touching	100	±0	46	48	6	±9	1.6	±0.1	
Attempted SA	100	±0	30	54	16	±13	1.9	±0.2	
Completed SA	96	±7	33	54	14	±11	1.8	±0.2	
Not Experienced SH	100	±1	66	31	3	±2	1.4	±0.1	
Experienced SH	100	±1	49	44	7	±3	1.6	±0.1	
FEMALE									
First-Year	100	±0	66	30	4	±3	1.4	±0.1	
Second-Year	100	±0	56	36	7	±2	1.5	±0.1	
Third-Year	100	±0	48	48	4	±2	1.6	±0.1	
Fourth-Year	99	±1	41	54	5	±1	1.6	±0.1	
Not Experienced USC	100	±0	53	42	4	±1	1.5	±0.1	
Experienced USC	100	±0	34	54	12	±3	1.8	±0.1	
Unwanted Touching	100	±0	43	44	13	±5	1.7	±0.1	
Attempted SA	100	±0	34	55	11	±6	1.8	±0.1	
Completed SA	100	±0	26	65	10	±5	1.8	±0.1	
Not Experienced SH	100	±1	63	36	1	±2	1.4	±0.1	
Experienced SH	100	±0	42	50	8	±2	1.7	±0.1	
USMA	100	±1	43	50	7	±2	1.6	±0.1	
First-Year	100	±0	50	45	5	±4	1.5	±0.1	
Second-Year	100	±0	50	37	12	±4	1.6	±0.1	
Third-Year	100	±0	37	58	5	±3	1.7	±0.1	
Fourth-Year	99	±1	36	59	5	±2	1.7	±0.1	
Experienced USC	100	±0	27	55	18	±5	1.9	±0.1	
Unwanted Touching	100	±0	38	42	19	±8	1.8	±0.2	
Attempted SA	100	±0	28	55	17	±9	1.9	±0.2	
Completed SA	100	±0	13	74	14	±8	2.0	±0.1	
Experienced SH	100	±0	35	56	10	±2	1.8	±0.1	

Note. Percent responding are students who answered the question.

48. Continued	Percent Responding		Percentages			Max ME	Degree of Problem		
			1	2	3				
USNA	100	±1	40	53	6	±2	1.7	±0.1	
First-Year	100	±0	63	31	6	±4	1.4	±0.1	
Second-Year	100	±0	42	50	8	±2	1.7	±0.1	
Third-Year	100	±0	35	59	6	±2	1.7	±0.1	
Fourth-Year	99	±1	29	65	7	±2	1.8	±0.1	
Experienced USC	100	±0	28	61	11	±4	1.8	±0.1	
Unwanted Touching	100	±0	31	47	22	±6	1.9	±0.1	
Attempted SA	100	±0	31	69	0	±7	1.7	±0.1	
Completed SA	100	±0	23	71	5	±7	1.8	±0.1	
Experienced SH	100	±1	31	57	12	±2	1.8	±0.1	
USAFA	100	±0	70	28	2	±2	1.3	±0.1	
First-Year	100	±0	81	18	2	±5	1.2	±0.1	
Second-Year	100	±0	76	22	3	±3	1.3	±0.1	
Third-Year	100	±0	71	29	0	±3	1.3	±0.1	
Fourth-Year	100	±0	56	40	4	±2	1.5	±0.1	
Experienced USC	100	±0	46	47	7	±6	1.6	±0.1	
Unwanted Touching	100	±0	57	43	0	±9	1.4	±0.1	
Attempted SA	100	±0	44	41	15	±12	1.7	±0.2	
Completed SA	100	±0	37	54	10	±10	1.7	±0.2	
Experienced SH	100	±0	59	37	3	±3	1.4	±0.1	
MALE									
First-Year	100	±1	71	25	3	±3	1.3	±0.1	
Second-Year	100	±1	70	26	4	±3	1.3	±0.1	
Third-Year	99	±1	62	35	3	±3	1.4	±0.1	
Fourth-Year	100	±1	60	37	3	±3	1.4	±0.1	
Not Experienced USC	100	±1	66	31	3	±2	1.4	±0.1	
Experienced USC	95	±7	46	46	8	±14	1.6	±0.2	
Not Experienced SH	100	±1	66	31	3	±2	1.4	±0.1	
Experienced SH	100	±1	57	37	6	±5	1.5	±0.1	
USMA	100	±1	64	33	3	±3	1.4	±0.1	
First-Year	100	±0	68	30	2	±6	1.3	±0.1	
Second-Year	99	±1	70	27	3	±5	1.3	±0.1	
Third-Year	100	±1	56	39	5	±6	1.5	±0.1	
Fourth-Year	99	±1	61	37	2	±6	1.4	±0.1	
Experienced USC	100	±0	NR	NR	NR		1.7	±0.4	
Experienced SH	100	±0	45	51	4	±10	1.6	±0.2	
USNA	100	±1	48	45	6	±3	1.6	±0.1	
First-Year	100	±1	60	33	7	±6	1.5	±0.1	
Second-Year	99	±1	49	42	8	±5	1.6	±0.1	
Third-Year	100	±1	45	50	5	±6	1.6	±0.1	
Fourth-Year	100	±0	40	55	5	±6	1.6	±0.1	
Experienced USC	93	±12	NR	NR	NR		1.8	±0.3	
Experienced SH	99	±2	45	45	10	±8	1.7	±0.1	
USAFA	99	±1	84	15	1	±2	1.2	±0.1	
First-Year	100	±1	88	12	1	±3	1.1	±0.1	
Second-Year	100	±0	91	9	0	±3	1.1	±0.1	
Third-Year	99	±1	84	15	1	±4	1.2	±0.1	
Fourth-Year	99	±1	77	22	1	±5	1.2	±0.1	
Experienced USC	92	±13	NR	NR	NR		1.3	±0.3	
Experienced SH	100	±0	77	20	3	±6	1.3	±0.1	

Note. Percent responding are students who answered the question.
 NR: Not reportable

49. In your opinion, has sexual assault become more or less of a problem at your Academy since you became a student?

1. Less of a problem

2. About the same

3. More of a problem

	Percent Responding		Percentages			Max ME	Degree of Problem		
			1	2	3				
TOTAL	99	±1	66	31	3	±2	1.4	±0.1	
USMA	99	±1	67	30	3	±3	1.4	±0.1	
USNA	99	±1	45	48	7	±3	1.6	±0.1	
USAFA	99	±1	87	13	0	±2	1.1	±0.1	
CLASS									
First-Year	100	±1	71	26	3	±3	1.3	±0.1	
Second-Year	99	±1	69	27	3	±2	1.3	±0.1	
Third-Year	99	±1	64	31	5	±3	1.4	±0.1	
Fourth-Year	99	±1	61	36	3	±3	1.4	±0.1	
GENDER									
Female	99	±1	57	38	5	±1	1.5	±0.1	
Male	99	±1	68	29	3	±2	1.4	±0.1	
EXPERIENCED BEHAVIORS									
Not Experienced USC	99	±1	67	30	3	±2	1.4	±0.1	
Experienced USC	97	±3	44	44	11	±6	1.7	±0.1	
Unwanted Touching	99	±1	50	45	5	±9	1.5	±0.1	
Attempted SA	100	±0	39	45	16	±12	1.8	±0.2	
Completed SA	95	±7	37	43	21	±11	1.8	±0.2	
Not Experienced SH	99	±1	68	29	3	±2	1.3	±0.1	
Experienced SH	99	±1	56	38	6	±3	1.5	±0.1	
FEMALE									
First-Year	99	±1	65	30	4	±3	1.4	±0.1	
Second-Year	99	±1	60	33	7	±2	1.5	±0.1	
Third-Year	99	±1	52	43	6	±2	1.5	±0.1	
Fourth-Year	99	±1	53	44	2	±1	1.5	±0.1	
Not Experienced USC	99	±1	58	37	4	±1	1.5	±0.1	
Experienced USC	98	±1	43	46	11	±3	1.7	±0.1	
Unwanted Touching	97	±2	52	38	10	±5	1.6	±0.1	
Attempted SA	100	±0	45	45	10	±6	1.7	±0.1	
Completed SA	98	±2	31	56	13	±5	1.8	±0.1	
Not Experienced SH	99	±1	63	34	3	±2	1.4	±0.1	
Experienced SH	99	±1	52	42	7	±2	1.5	±0.1	
USMA	100	±1	54	42	5	±2	1.5	±0.1	
First-Year	99	±1	53	42	6	±4	1.5	±0.1	
Second-Year	100	±0	56	37	7	±4	1.5	±0.1	
Third-Year	99	±1	48	48	4	±3	1.6	±0.1	
Fourth-Year	100	±0	58	39	3	±2	1.4	±0.1	
Experienced USC	98	±2	38	46	16	±5	1.8	±0.1	
Unwanted Touching	100	±0	48	37	15	±8	1.7	±0.2	
Attempted SA	100	±0	39	44	17	±9	1.8	±0.2	
Completed SA	93	±5	27	59	14	±7	1.9	±0.1	
Experienced SH	99	±1	50	44	6	±2	1.6	±0.1	

Note. Percent responding are students who answered the question.

49. Continued	Percent Responding		Percentages			Max ME	Degree of Problem		
			1	2	3				
USNA	99	±1	36	55	9	±2	1.7	±0.1	
First-Year	99	±1	50	42	8	±4	1.6	±0.1	
Second-Year	99	±1	35	52	13	±2	1.8	±0.1	
Third-Year	100	±1	29	59	12	±2	1.8	±0.1	
Fourth-Year	98	±1	34	61	5	±2	1.7	±0.1	
Experienced USC	98	±1	25	57	18	±4	1.9	±0.1	
Unwanted Touching	96	±2	27	54	18	±6	1.9	±0.1	
Attempted SA	100	±0	37	50	12	±7	1.8	±0.1	
Completed SA	100	±0	12	66	22	±8	2.1	±0.1	
Experienced SH	99	±1	29	58	13	±2	1.8	±0.1	
USAFA	99	±1	81	19	0	±2	1.2	±0.1	
First-Year	100	±0	89	11	0	±4	1.1	±0.1	
Second-Year	99	±1	89	10	1	±3	1.1	±0.1	
Third-Year	99	±1	79	21	0	±3	1.2	±0.1	
Fourth-Year	100	±0	70	30	0	±2	1.3	±0.1	
Experienced USC	98	±2	62	37	2	±6	1.4	±0.1	
Unwanted Touching	96	±4	74	26	0	±9	1.3	±0.1	
Attempted SA	100	±0	60	40	NR	±10	1.4	±0.1	
Completed SA	100	±0	50	45	5	±9	1.5	±0.2	
Experienced SH	99	±1	77	22	0	±2	1.2	±0.1	
MALE									
First-Year	100	±1	72	26	3	±3	1.3	±0.1	
Second-Year	99	±1	71	26	3	±3	1.3	±0.1	
Third-Year	99	±1	67	28	4	±3	1.4	±0.1	
Fourth-Year	99	±1	63	35	3	±3	1.4	±0.1	
Not Experienced USC	99	±1	68	29	3	±2	1.3	±0.1	
Experienced USC	95	±7	47	42	11	±14	1.6	±0.2	
Not Experienced SH	99	±1	69	28	3	±2	1.3	±0.1	
Experienced SH	100	±1	59	35	5	±5	1.5	±0.1	
USMA	99	±1	69	28	2	±3	1.3	±0.1	
First-Year	100	±0	69	28	3	±6	1.3	±0.1	
Second-Year	99	±1	74	23	2	±5	1.3	±0.1	
Third-Year	100	±1	67	30	3	±6	1.4	±0.1	
Fourth-Year	99	±2	67	32	0	±5	1.3	±0.1	
Experienced USC	100	±0	NR	NR	NR		1.5	±0.4	
Experienced SH	100	±0	61	36	3	±10	1.4	±0.1	
USNA	99	±1	47	46	7	±3	1.6	±0.1	
First-Year	99	±1	56	39	5	±6	1.5	±0.1	
Second-Year	99	±1	47	47	6	±5	1.6	±0.1	
Third-Year	99	±1	47	43	9	±6	1.6	±0.1	
Fourth-Year	100	±0	39	54	7	±6	1.7	±0.1	
Experienced USC	93	±12	NR	NR	NR		2.0	±0.3	
Experienced SH	99	±2	35	54	11	±8	1.8	±0.1	
USAFA	99	±1	88	12	0	±2	1.1	±0.1	
First-Year	100	±1	92	7	1	±3	1.1	±0.1	
Second-Year	100	±1	93	6	0	±3	1.1	±0.1	
Third-Year	99	±1	88	12	0	±4	1.1	±0.1	
Fourth-Year	99	±2	81	19	0	±4	1.2	±0.1	
Experienced USC	92	±13	NR	NR	NR		1.3	±0.3	
Experienced SH	100	±0	84	15	1	±6	1.2	±0.1	

Note. Percent responding are students who answered the question.
NR: Not reportable

50. During summer experience/training/duty at or away from your Academy, to what extent do students experience...

a. Sexual harassment?

1. Not at all
 2. Small extent
 3. Moderate extent
 4. Large extent
 5. Very large extent
 6. No basis to judge

	Percent Responding		Percentages						Max ME	Average Extent		
			1	2	3	4	5	6				
TOTAL	100	±1	28	27	9	2	1	33	±2	1.8	±0.1	
USMA	100	±1	24	31	11	3	2	30	±3	2.0	±0.1	
USNA	99	±1	23	26	11	2	1	37	±3	1.9	±0.1	
USAFA	100	±1	36	24	6	2	0	32	±2	1.6	±0.1	
CLASS												
First-Year	100	±1	28	31	11	3	1	26	±3	1.9	±0.1	
Second-Year	100	±1	31	30	10	2	1	25	±3	1.8	±0.1	
Third-Year	100	±1	28	29	11	3	1	28	±3	1.9	±0.1	
Fourth-Year	99	±1	23	18	5	1	0	51	±3	1.7	±0.1	
GENDER												
Female	100	±1	17	29	18	6	3	27	±1	2.3	±0.1	
Male	100	±1	30	26	7	2	1	34	±2	1.7	±0.1	
EXPERIENCED BEHAVIORS												
Not Experienced USC	100	±1	28	27	9	2	1	33	±2	1.8	±0.1	
Experienced USC	96	±3	15	31	20	9	6	20	±6	2.5	±0.2	
Unwanted Touching	99	±1	20	35	16	8	1	19	±10	2.2	±0.2	
Attempted SA	100	±0	5	23	25	14	11	22	±13	3.0	±0.2	
Completed SA	92	±9	12	29	21	6	10	22	±10	2.6	±0.3	
Not Experienced SH	100	±1	31	26	6	1	0	35	±2	1.7	±0.1	
Experienced SH	99	±1	13	32	22	7	3	23	±3	2.4	±0.1	
FEMALE												
First-Year	100	±1	17	30	20	9	4	20	±3	2.4	±0.1	
Second-Year	100	±1	18	31	22	5	4	20	±2	2.3	±0.1	
Third-Year	99	±1	17	33	20	7	4	18	±2	2.4	±0.1	
Fourth-Year	99	±1	15	24	12	2	1	47	±1	2.1	±0.1	
Not Experienced USC	100	±1	18	29	17	5	3	28	±1	2.3	±0.1	
Experienced USC	99	±1	7	27	26	11	7	21	±3	2.8	±0.1	
Unwanted Touching	98	±2	6	29	25	17	3	20	±5	2.8	±0.1	
Attempted SA	100	±0	6	25	29	8	13	19	±5	3.0	±0.2	
Completed SA	100	±0	11	26	23	8	8	24	±5	2.7	±0.2	
Not Experienced SH	99	±1	23	30	10	2	1	34	±2	1.9	±0.1	
Experienced SH	100	±1	11	29	25	9	5	21	±1	2.6	±0.1	
USMA	100	±1	11	32	26	9	7	15	±2	2.6	±0.1	
First-Year	100	±0	10	28	31	14	7	9	±4	2.8	±0.1	
Second-Year	100	±0	11	30	23	9	8	19	±4	2.7	±0.1	
Third-Year	99	±1	9	35	26	9	9	13	±3	2.7	±0.1	
Fourth-Year	100	±0	15	36	23	5	2	21	±2	2.3	±0.1	
Experienced USC	100	±0	5	28	23	15	17	12	±4	3.1	±0.2	
Unwanted Touching	100	±0	5	28	24	24	5	14	±7	2.9	±0.2	
Attempted SA	100	±0	6	17	26	11	34	6	±9	3.5	±0.3	
Completed SA	100	±0	6	46	14	8	14	13	±9	2.7	±0.3	
Experienced SH	100	±0	8	27	31	13	10	11	±2	2.9	±0.1	

Note. Percent responding are students who answered the question. Respondents who answered "No basis to judge" are not included in the Average Extent.

50a. Continued	Percent Responding		Percentages						Max ME	Average Extent		
			1	2	3	4	5	6				
USNA	99	±1	11	29	20	5	2	32	±1	2.4	±0.1	
First-Year	100	±0	11	30	22	8	3	25	±4	2.5	±0.1	
Second-Year	100	±0	11	33	32	4	3	17	±2	2.4	±0.1	
Third-Year	100	±1	14	37	23	9	3	16	±2	2.4	±0.1	
Fourth-Year	99	±1	10	17	7	1	0	64	±2	2.0	±0.1	
Experienced USC	100	±0	4	30	30	7	3	26	±4	2.7	±0.1	
Unwanted Touching	100	±0	4	31	25	9	4	26	±6	2.7	±0.2	
Attempted SA	100	±0	0	37	38	6	0	18	±7	2.6	±0.1	
Completed SA	100	±0	6	22	28	6	5	33	±7	2.8	±0.2	
Experienced SH	100	±1	6	29	27	8	4	27	±2	2.7	±0.1	
USAFA	99	±1	26	27	10	4	1	32	±2	1.9	±0.1	
First-Year	99	±1	28	31	9	5	2	25	±5	2.0	±0.2	
Second-Year	99	±1	32	30	10	3	1	25	±4	1.8	±0.1	
Third-Year	99	±1	29	27	14	5	1	24	±3	2.0	±0.1	
Fourth-Year	100	±0	19	21	8	2	0	50	±2	1.8	±0.1	
Experienced USC	98	±2	13	23	26	12	2	25	±6	2.6	±0.2	
Unwanted Touching	96	±4	7	30	25	17	0	21	±9	2.7	±0.2	
Attempted SA	100	±0	13	23	22	7	NR	35	±12	2.3	±0.2	
Completed SA	100	±0	19	16	26	10	5	25	±9	2.6	±0.3	
Experienced SH	99	±1	21	30	17	6	2	23	±3	2.2	±0.1	
MALE												
First-Year	99	±1	31	31	9	2	1	27	±3	1.8	±0.1	
Second-Year	100	±1	34	29	8	2	1	26	±3	1.7	±0.1	
Third-Year	100	±1	31	29	9	2	1	30	±3	1.8	±0.1	
Fourth-Year	99	±1	25	17	4	1	0	52	±3	1.6	±0.1	
Not Experienced USC	100	±1	30	26	7	2	0	35	±2	1.7	±0.1	
Experienced USC	92	±8	26	37	9	5	NR	19	±14	2.0	±0.4	
Not Experienced SH	100	±1	32	25	6	1	0	35	±2	1.7	±0.1	
Experienced SH	99	±1	15	35	19	5	1	25	±5	2.3	±0.1	
USMA	100	±1	26	30	9	2	1	33	±3	1.8	±0.1	
First-Year	100	±1	28	34	9	1	0	27	±6	1.8	±0.2	
Second-Year	100	±1	26	34	9	2	0	28	±5	1.9	±0.1	
Third-Year	100	±0	25	28	9	2	1	35	±6	1.9	±0.2	
Fourth-Year	100	±0	24	26	8	1	1	40	±6	1.8	±0.2	
Experienced USC	100	±0	NR	NR	NR	NR	NR	NR		2.5	±0.7	
Experienced SH	100	±0	11	36	21	7	2	23	±10	2.4	±0.2	
USNA	99	±1	26	25	9	2	1	38	±3	1.8	±0.1	
First-Year	99	±1	27	29	10	2	2	30	±5	1.9	±0.2	
Second-Year	100	±1	28	30	10	3	1	28	±5	1.9	±0.2	
Third-Year	99	±1	27	28	11	2	0	32	±6	1.8	±0.2	
Fourth-Year	99	±1	23	13	4	0	0	61	±6	1.5	±0.2	
Experienced USC	86	±16	NR	NR	NR	NR	NR	NR		1.5	±0.4	
Experienced SH	98	±3	12	35	20	4	2	28	±8	2.3	±0.2	
USAFA	100	±1	38	23	5	1	0	33	±3	1.6	±0.1	
First-Year	100	±1	38	29	8	1	0	24	±4	1.6	±0.1	
Second-Year	100	±0	49	23	5	1	0	22	±4	1.5	±0.1	
Third-Year	100	±1	39	30	6	2	0	23	±5	1.6	±0.1	
Fourth-Year	99	±1	28	13	2	1	0	56	±5	1.4	±0.1	
Experienced USC	92	±13	NR	NR	NR	NR	NR	NR		2.2	±0.5	
Experienced SH	99	±1	22	34	16	6	1	22	±6	2.1	±0.2	

Note. Percent responding are students who answered the question. Respondents who answered "No basis to judge" are not included in the Average Extent.
NR: Not reportable

**50. During summer experience/training/duty at or away from your Academy, to what extent do students experience...
b. Sexual assault?**

1. Not at all
2. Small extent
3. Moderate extent
4. Large extent
5. Very large extent
6. No basis to judge

	Percent Responding		Percentages						Max ME	Average Extent		
			1	2	3	4	5	6				
TOTAL	99	±1	39	19	3	0	0	39	±2	1.4	±0.1	■
USMA	100	±1	38	20	3	1	0	38	±3	1.5	±0.1	■
USNA	99	±1	32	20	4	0	0	43	±3	1.5	±0.1	■
USAFA	99	±1	47	15	2	0	0	36	±2	1.3	±0.1	■
CLASS												
First-Year	99	±1	40	24	2	1	0	34	±3	1.5	±0.1	■
Second-Year	100	±1	43	21	3	1	0	31	±3	1.4	±0.1	■
Third-Year	99	±1	42	20	5	0	0	33	±3	1.5	±0.1	■
Fourth-Year	99	±1	32	11	2	0	0	55	±3	1.3	±0.1	■
GENDER												
Female	99	±1	31	25	5	1	0	37	±1	1.6	±0.1	■
Male	100	±1	41	17	2	0	0	39	±2	1.4	±0.1	■
EXPERIENCED BEHAVIORS												
Not Experienced USC	100	±1	39	18	3	0	0	39	±2	1.4	±0.1	■
Experienced USC	95	±4	28	36	9	2	0	25	±6	1.8	±0.1	■
Unwanted Touching	99	±1	30	39	5	3	0	23	±10	1.8	±0.2	■
Attempted SA	100	±0	22	32	19	2	2	24	±11	2.1	±0.3	■
Completed SA	88	±11	27	32	8	1	0	31	±9	1.8	±0.2	■
Not Experienced SH	100	±1	41	16	2	0	0	40	±2	1.4	±0.1	■
Experienced SH	99	±1	30	29	6	1	0	32	±3	1.7	±0.1	■
FEMALE												
First-Year	99	±1	33	30	4	1	1	31	±3	1.7	±0.1	■
Second-Year	100	±1	34	27	6	1	0	31	±2	1.6	±0.1	■
Third-Year	99	±1	31	30	8	2	0	30	±2	1.7	±0.1	■
Fourth-Year	99	±1	26	16	4	0	0	54	±1	1.5	±0.1	■
Not Experienced USC	99	±1	32	24	5	1	0	38	±1	1.6	±0.1	■
Experienced USC	99	±1	18	39	12	4	1	27	±3	2.1	±0.1	■
Unwanted Touching	98	±2	14	43	12	6	0	25	±5	2.1	±0.1	■
Attempted SA	100	±0	19	36	14	2	2	27	±5	2.1	±0.2	■
Completed SA	100	±0	22	37	10	2	0	30	±5	1.9	±0.1	■
Not Experienced SH	99	±1	36	19	3	0	0	42	±2	1.5	±0.1	■
Experienced SH	100	±1	26	30	7	2	1	34	±2	1.8	±0.1	■
USMA	100	±1	30	34	6	1	1	29	±2	1.7	±0.1	■
First-Year	100	±0	30	41	6	1	2	19	±4	1.8	±0.1	■
Second-Year	100	±0	31	30	5	2	1	31	±4	1.7	±0.1	■
Third-Year	99	±1	27	34	7	1	0	30	±3	1.8	±0.1	■
Fourth-Year	100	±0	32	30	5	0	0	32	±2	1.6	±0.1	■
Experienced USC	100	±0	25	36	14	4	2	19	±5	2.0	±0.1	■
Unwanted Touching	100	±0	14	47	14	5	0	19	±8	2.1	±0.2	■
Attempted SA	100	±0	28	17	27	6	6	17	±9	2.3	±0.3	■
Completed SA	100	±0	39	42	0	0	0	20	±8	1.5	±0.1	■
Experienced SH	100	±0	27	38	7	2	1	27	±2	1.8	±0.1	■

Note. Percent responding are students who answered the question. Respondents who answered "No basis to judge" are not included in the Average Extent.

50b. Continued	Percent Responding		Percentages						Max ME	Average Extent		
			1	2	3	4	5	6				
USNA	99	±1	26	23	6	1	0	43	±1	1.7	±0.1	
First-Year	99	±1	31	24	2	2	1	40	±4	1.7	±0.1	
Second-Year	100	±0	27	28	10	2	0	32	±2	1.8	±0.1	
Third-Year	100	±1	29	32	8	2	0	30	±2	1.8	±0.1	
Fourth-Year	99	±1	19	8	4	0	0	68	±2	1.6	±0.1	
Experienced USC	100	±0	9	44	10	5	0	31	±4	2.2	±0.1	
Unwanted Touching	100	±0	9	44	13	9	0	26	±6	2.3	±0.2	
Attempted SA	100	±0	12	57	6	0	0	24	±7	1.9	±0.1	
Completed SA	100	±0	6	34	11	6	0	44	±7	2.3	±0.2	
Experienced SH	99	±1	22	25	9	3	1	41	±2	1.9	±0.1	
USAFA	99	±1	36	21	4	1	0	38	±2	1.5	±0.1	
First-Year	99	±1	37	26	3	1	0	34	±6	1.5	±0.1	
Second-Year	99	±1	44	23	3	0	0	30	±4	1.4	±0.1	
Third-Year	98	±1	37	24	7	1	1	30	±4	1.6	±0.1	
Fourth-Year	99	±1	28	14	2	0	0	56	±2	1.4	±0.1	
Experienced USC	98	±2	19	37	12	2	0	30	±6	2.0	±0.1	
Unwanted Touching	96	±4	19	39	8	4	0	29	±10	2.0	±0.2	
Attempted SA	100	±0	13	38	7	NR	NR	42	±12	1.9	±0.2	
Completed SA	100	±0	24	35	16	0	0	25	±10	1.9	±0.2	
Experienced SH	99	±1	31	29	6	1	0	33	±3	1.7	±0.1	
MALE												
First-Year	99	±1	41	22	2	1	0	34	±3	1.4	±0.1	
Second-Year	100	±1	45	20	3	0	0	31	±3	1.4	±0.1	
Third-Year	100	±1	45	17	4	0	0	34	±3	1.4	±0.1	
Fourth-Year	99	±1	33	10	1	0	0	55	±3	1.3	±0.1	
Not Experienced USC	100	±1	41	17	2	0	0	39	±2	1.4	±0.1	
Experienced USC	89	±9	45	30	NR	NR	NR	22	±14	1.5	±0.2	
Not Experienced SH	100	±1	42	16	2	0	0	40	±2	1.4	±0.1	
Experienced SH	99	±1	35	28	5	1	0	31	±5	1.6	±0.1	
USMA	100	±1	40	18	3	1	0	39	±3	1.4	±0.1	
First-Year	100	±1	41	23	2	0	0	33	±6	1.4	±0.1	
Second-Year	100	±1	41	21	4	1	0	34	±5	1.5	±0.1	
Third-Year	100	±0	39	16	4	0	0	41	±6	1.4	±0.1	
Fourth-Year	100	±1	37	12	2	1	0	48	±6	1.4	±0.1	
Experienced USC	90	±16	NR	NR	NR	NR	NR	NR		1.8	±0.5	
Experienced SH	99	±2	31	28	8	2	NR	31	±10	1.7	±0.2	
USNA	99	±1	34	20	3	0	0	43	±3	1.5	±0.1	
First-Year	99	±2	33	25	2	1	0	40	±6	1.5	±0.1	
Second-Year	100	±0	38	24	3	0	0	34	±5	1.5	±0.1	
Third-Year	99	±1	36	21	6	0	0	36	±6	1.5	±0.1	
Fourth-Year	99	±1	29	9	1	0	0	61	±6	1.3	±0.2	
Experienced USC	86	±16	NR	NR	NR	NR	NR	NR		1.2	±0.3	
Experienced SH	98	±2	26	31	6	1	0	36	±8	1.7	±0.2	
USAFA	100	±1	49	14	1	0	0	35	±3	1.3	±0.1	
First-Year	100	±1	51	19	1	1	0	29	±4	1.3	±0.1	
Second-Year	100	±0	57	16	1	0	0	25	±4	1.3	±0.1	
Third-Year	99	±1	58	15	2	0	0	25	±5	1.3	±0.1	
Fourth-Year	99	±1	34	9	0	0	0	58	±5	1.2	±0.1	
Experienced USC	92	±13	NR	NR	NR	NR	NR	NR		1.5	±0.3	
Experienced SH	99	±1	46	25	2	1	0	27	±7	1.4	±0.1	

Note. Percent responding are students who answered the question. Respondents who answered "No basis to judge" are not included in the Average Extent.
 NR: Not reportable

51. In your opinion, how often does sexual harassment occur at the Service Academies compared to civilian colleges/universities?

1. Much less often at the Academies 2. Less often at the Academies 3. About the same
 4. More often at the Academies 5. Much more often at the Academies 6. Don't know

	Percent Responding		Percentages						Max ME
			1	2	3	4	5	6	
TOTAL	100	±1	59	20	10	3	1	6	±2
USMA	100	±1	52	23	13	4	2	7	±3
USNA	99	±1	52	23	12	4	1	8	±3
USAFA	100	±1	74	15	6	1	1	3	±2
CLASS									
First-Year	100	±1	60	19	12	3	1	5	±3
Second-Year	100	±1	61	19	9	3	1	7	±3
Third-Year	99	±1	57	21	11	3	1	7	±3
Fourth-Year	100	±1	59	21	9	4	1	6	±3
GENDER									
Female	99	±1	37	25	19	10	3	7	±1
Male	100	±1	64	19	8	2	1	6	±2
EXPERIENCED BEHAVIORS									
Not Experienced USC	100	±1	60	20	10	3	1	6	±2
Experienced USC	97	±3	31	28	19	11	6	5	±6
Unwanted Touching	99	±1	37	35	16	5	3	4	±9
Attempted SA	100	±0	25	17	27	20	6	5	±12
Completed SA	96	±7	27	21	20	15	11	6	±14
Not Experienced SH	100	±1	64	19	9	2	1	6	±2
Experienced SH	99	±1	39	24	17	9	4	6	±3
FEMALE									
First-Year	100	±0	35	26	19	10	3	6	±3
Second-Year	100	±1	38	22	17	8	5	10	±2
Third-Year	99	±1	35	27	19	10	3	7	±2
Fourth-Year	99	±1	38	24	18	11	2	7	±1
Not Experienced USC	100	±1	38	25	18	9	3	7	±1
Experienced USC	99	±1	25	24	26	14	5	7	±3
Unwanted Touching	97	±2	30	30	20	6	6	8	±5
Attempted SA	100	±0	22	13	31	22	6	6	±5
Completed SA	100	±0	22	26	28	15	0	9	±5
Not Experienced SH	100	±1	48	25	15	4	1	7	±2
Experienced SH	99	±1	27	25	22	15	5	7	±1
USMA	100	±1	25	25	22	15	5	8	±2
First-Year	100	±0	20	30	27	16	4	4	±4
Second-Year	100	±0	26	20	18	15	9	12	±3
Third-Year	99	±1	24	27	22	15	3	9	±3
Fourth-Year	99	±1	30	23	23	14	3	7	±2
Experienced USC	98	±2	18	18	27	18	9	9	±5
Unwanted Touching	95	±4	26	30	20	5	10	10	±8
Attempted SA	100	±0	17	11	29	26	11	6	±9
Completed SA	100	±0	13	13	40	22	0	13	±9
Experienced SH	99	±1	17	24	23	21	7	8	±2

Note. Percent responding are students who answered the question.

51. Continued	Percent Responding		Percentages						Max ME
			1	2	3	4	5	6	
USNA	99	±1	27	26	23	11	4	9	±1
First-Year	100	±0	24	26	24	11	5	10	±4
Second-Year	99	±1	27	26	23	8	6	10	±2
Third-Year	99	±1	28	29	22	10	4	7	±2
Fourth-Year	99	±1	29	24	21	14	1	11	±2
Experienced USC	100	±0	14	21	36	12	4	12	±4
Unwanted Touching	100	±0	17	18	43	4	10	9	±7
Attempted SA	100	±0	19	13	43	13	0	12	±7
Completed SA	100	±0	6	34	22	22	0	16	±7
Experienced SH	99	±1	16	24	28	15	6	10	±2
USAFA	100	±1	55	23	11	5	1	5	±2
First-Year	100	±0	58	23	9	4	2	4	±6
Second-Year	100	±0	60	20	10	3	0	7	±4
Third-Year	99	±1	51	24	13	6	1	5	±4
Fourth-Year	100	±0	54	24	11	6	3	3	±2
Experienced USC	98	±2	40	30	15	12	2	2	±6
Unwanted Touching	96	±4	45	42	0	9	0	5	±9
Attempted SA	100	±0	31	14	21	28	7	NR	±13
Completed SA	100	±0	41	30	25	5	0	0	±10
Experienced SH	99	±1	47	27	14	8	2	3	±3
MALE									
First-Year	99	±1	65	18	10	1	1	5	±3
Second-Year	100	±1	66	18	8	2	1	6	±3
Third-Year	99	±1	62	20	9	2	1	6	±3
Fourth-Year	100	±1	63	21	7	2	1	6	±3
Not Experienced USC	100	±1	64	19	8	2	1	6	±2
Experienced USC	95	±7	42	35	9	6	8	NR	±14
Not Experienced SH	100	±1	65	19	8	2	1	6	±2
Experienced SH	99	±1	52	23	13	4	3	5	±5
USMA	100	±1	56	23	11	2	1	7	±3
First-Year	99	±2	58	21	13	1	1	6	±6
Second-Year	100	±1	61	23	8	1	1	6	±5
Third-Year	100	±0	57	21	11	2	1	8	±6
Fourth-Year	100	±0	49	26	13	5	1	7	±6
Experienced USC	100	±0	NR	NR	NR	NR	NR	NR	
Experienced SH	100	±0	46	24	16	5	4	6	±10
USNA	100	±1	58	22	10	2	1	8	±3
First-Year	100	±1	58	19	12	2	2	6	±6
Second-Year	99	±1	60	17	11	3	1	8	±5
Third-Year	99	±1	55	24	10	2	0	8	±6
Fourth-Year	100	±0	58	26	6	2	1	7	±6
Experienced USC	93	±12	NR	NR	NR	NR	NR	NR	
Experienced SH	98	±2	44	26	13	6	3	9	±8
USAFA	100	±1	78	13	5	1	1	3	±2
First-Year	100	±1	81	12	5	0	1	1	±4
Second-Year	100	±0	78	13	4	1	0	3	±4
Third-Year	99	±1	72	16	7	1	1	4	±4
Fourth-Year	99	±1	80	11	3	1	1	4	±5
Experienced USC	92	±13	NR	NR	NR	NR	NR	NR	
Experienced SH	99	±1	64	19	11	2	2	1	±7

Note. Percent responding are students who answered the question.
NR: Not reportable

52. In your opinion, how often does sexual assault occur at the Service Academies compared to civilian colleges/universities?

1. Much less often at the Academies 2. Less often at the Academies 3. About the same
 4. More often at the Academies 5. Much more often at the Academies 6. Don't know

	Percent Responding		Percentages						Max ME
			1	2	3	4	5	6	
TOTAL	100	±1	69	17	6	1	1	6	±2
USMA	100	±1	62	22	7	1	1	7	±3
USNA	99	±1	63	20	8	1	0	8	±3
USAFA	100	±1	82	10	3	0	1	4	±2
CLASS									
First-Year	99	±1	68	18	8	1	1	5	±3
Second-Year	100	±1	71	17	5	1	0	6	±3
Third-Year	100	±1	68	18	7	1	0	7	±3
Fourth-Year	100	±1	69	17	5	1	1	7	±3
GENDER									
Female	100	±1	50	26	13	2	1	8	±1
Male	100	±1	73	15	5	1	1	6	±2
EXPERIENCED BEHAVIORS									
Not Experienced USC	100	±1	70	17	6	1	0	6	±2
Experienced USC	99	±2	40	31	15	2	5	6	±6
Unwanted Touching	99	±1	49	32	12	1	1	6	±9
Attempted SA	100	±0	30	28	33	2	2	5	±10
Completed SA	96	±7	34	27	9	4	16	9	±14
Not Experienced SH	100	±1	72	16	5	1	0	6	±2
Experienced SH	100	±1	54	24	12	1	2	8	±3
FEMALE									
First-Year	100	±0	47	28	16	1	1	8	±3
Second-Year	100	±0	52	24	12	1	1	10	±2
Third-Year	99	±1	48	29	13	2	0	8	±2
Fourth-Year	100	±1	54	25	11	3	1	7	±1
Not Experienced USC	100	±1	52	26	12	2	1	8	±1
Experienced USC	99	±1	34	30	20	3	2	10	±3
Unwanted Touching	98	±2	43	30	13	1	2	12	±5
Attempted SA	100	±0	28	25	37	2	2	6	±6
Completed SA	100	±0	31	36	13	6	2	13	±5
Not Experienced SH	100	±1	59	23	10	1	0	7	±2
Experienced SH	100	±1	43	29	16	2	1	9	±2
USMA	100	±0	39	32	16	3	1	9	±2
First-Year	100	±0	30	41	21	2	0	6	±4
Second-Year	100	±0	39	28	16	2	2	12	±4
Third-Year	100	±0	42	29	16	3	0	10	±3
Fourth-Year	100	±0	44	33	12	3	1	7	±2
Experienced USC	100	±0	25	33	22	7	2	11	±5
Unwanted Touching	100	±0	29	42	10	5	0	15	±8
Attempted SA	100	±0	22	34	34	5	0	6	±9
Completed SA	100	±0	25	19	28	14	0	13	±9
Experienced SH	100	±0	32	37	17	4	2	9	±2

Note. Percent responding are students who answered the question.

52. Continued	Percent Responding		Percentages						Max ME
			1	2	3	4	5	6	
USNA	99	±1	40	29	16	2	1	11	±2
First-Year	100	±0	31	31	20	1	2	15	±4
Second-Year	100	±0	41	27	18	1	1	11	±2
Third-Year	99	±1	42	33	15	2	0	8	±2
Fourth-Year	99	±1	44	26	13	4	0	13	±2
Experienced USC	100	±0	18	35	23	2	6	17	±4
Unwanted Touching	100	±0	13	39	30	0	5	13	±6
Attempted SA	100	±0	25	25	31	0	7	12	±8
Completed SA	100	±0	18	39	6	5	5	27	±7
Experienced SH	99	±1	32	30	20	2	1	14	±2
USAFA	100	±1	69	18	7	0	1	5	±2
First-Year	100	±0	75	14	7	0	0	4	±5
Second-Year	100	±0	72	17	4	0	0	7	±3
Third-Year	99	±1	59	23	10	1	0	7	±4
Fourth-Year	100	±0	71	17	8	1	2	2	±2
Experienced USC	98	±2	57	23	16	0	0	4	±6
Unwanted Touching	96	±4	79	12	0	0	0	9	±9
Attempted SA	100	±0	38	14	48	NR	NR	NR	±12
Completed SA	100	±0	46	45	9	0	0	0	±9
Experienced SH	99	±1	65	20	10	1	1	4	±3
MALE									
First-Year	99	±1	73	16	6	1	1	4	±3
Second-Year	100	±1	74	16	4	1	0	5	±3
Third-Year	100	±1	72	15	5	1	0	7	±3
Fourth-Year	100	±1	72	15	4	1	1	6	±3
Not Experienced USC	100	±1	73	15	5	1	0	6	±2
Experienced USC	97	±5	48	33	8	NR	10	NR	±14
Not Experienced SH	100	±1	74	15	4	1	0	6	±2
Experienced SH	99	±1	65	18	8	1	2	6	±5
USMA	99	±1	66	20	6	1	1	7	±3
First-Year	99	±2	67	19	7	0	1	6	±6
Second-Year	99	±1	70	20	3	1	0	6	±5
Third-Year	100	±0	65	20	6	0	0	9	±6
Fourth-Year	100	±1	62	23	6	2	1	7	±6
Experienced USC	100	±0	NR	NR	NR	NR	NR	NR	
Experienced SH	100	±0	57	22	11	1	2	6	±10
USNA	99	±1	68	17	6	1	0	7	±3
First-Year	99	±1	65	20	8	1	1	5	±6
Second-Year	99	±1	69	17	6	1	0	7	±5
Third-Year	100	±1	67	17	6	1	0	8	±6
Fourth-Year	100	±1	69	16	5	1	0	8	±6
Experienced USC	93	±12	NR	NR	NR	NR	NR	NR	
Experienced SH	99	±2	57	22	11	1	2	8	±8
USAFA	100	±1	85	8	2	0	1	3	±2
First-Year	100	±1	87	8	3	0	0	2	±3
Second-Year	100	±0	85	10	3	0	0	3	±4
Third-Year	100	±1	83	10	3	0	1	3	±4
Fourth-Year	100	±1	86	7	2	0	1	5	±4
Experienced USC	100	±0	NR	NR	NR	NR	NR	NR	
Experienced SH	99	±1	78	12	4	0	2	4	±6

Note. Percent responding are students who answered the question.
NR: Not reportable

Appendix A: Survey Instrument



RCS: DD-P&R(A) 2198
Exp. 5/31/2008
DMDC Survey No. 06-0010

Service Academy 2006 Gender Relations Survey

*Department of Defense
Human Resources
Strategic Assessment
Program (HRSAP)*



COMPLETION INSTRUCTIONS

- Please take your time and select answers you believe are most appropriate.
- Please PRINT where applicable. Do not make any marks outside of the response and write-in boxes.
- If you need more room for comments, use the back page or ask a survey proctor for a blank piece of paper.
- Place an "X" in the appropriate box or boxes.

RIGHT WRONG

- To change an answer, completely black out the wrong answer and put an "X" in the correct box as shown below.

CORRECT ANSWER INCORRECT ANSWER

PRIVACY INFORMATION

This notice informs you of the purpose of this survey and how the findings of this survey will be used.

AUTHORITY: Section 527 of the National Defense Authorization Act of 2004.

PRINCIPAL PURPOSE: The purpose of this survey is to determine the extent to which sexual assault/harassment is occurring among cadets/midshipmen at the Service Academies and to evaluate the effectiveness of each Service Academy's sexual assault/harassment policies, training, and procedures. The survey is intended to serve as a benchmark by which senior Department of Defense (DoD) officials can track sexual assault/harassment trends over time. Reports will be provided to the Office of the Secretary of Defense, each Military Department, and the Service Academies. Findings will be used in reports and testimony provided to Congress. Some summary statistical findings may be published by Defense Manpower Data Center (DMDC) in professional journals, or presented at conferences, symposia, and scientific meetings.

ROUTINE USES: None.

DISCLOSURE: Providing information on this survey is voluntary and anonymous. There will be no effort to trace any information back to an individual. There is no penalty if you choose not to respond. However, maximum participation is encouraged so that data will be complete and representative.

STATEMENT OF RISK: The data collection procedures are not expected to involve any risk or discomfort to you. The only risk to you is accidental or unintentional disclosure of any identifying data you provide. However, DMDC has a number of policies and procedures to ensure that survey data are kept anonymous and protected. If you have any questions about this survey, please contact SASurvey@osd.pentagon.mil.

BACKGROUND INFORMATION

1. Which Service Academy do you attend?

- United States Military Academy
- United States Naval Academy
- United States Air Force Academy

2. Are you . . . ?

- Male
- Female

3. What is your Class year?

- 2006
- 2007
- 2008
- 2009

EDUCATION AND TRAINING

4. Do you understand the following? Mark one answer for each statement.

	Not sure	
	No	Yes
a. The difference between sexual harassment and sexual assault	<input checked="" type="checkbox"/>	<input checked="" type="checkbox"/>
b. How to report <u>sexual harassment</u>	<input checked="" type="checkbox"/>	<input checked="" type="checkbox"/>
c. How to report <u>sexual assault</u>	<input checked="" type="checkbox"/>	<input checked="" type="checkbox"/>
d. The difference between <u>restricted</u> and <u>unrestricted</u> reporting of sexual assault . . .	<input checked="" type="checkbox"/>	<input checked="" type="checkbox"/>
e. How to report <u>stalking</u>	<input checked="" type="checkbox"/>	<input checked="" type="checkbox"/>
f. How to avoid situations that might increase the risk of <u>sexual assault</u>	<input checked="" type="checkbox"/>	<input checked="" type="checkbox"/>
g. How to obtain medical care following a <u>sexual assault</u>	<input checked="" type="checkbox"/>	<input checked="" type="checkbox"/>
h. How to obtain counseling following a <u>sexual assault</u>	<input checked="" type="checkbox"/>	<input checked="" type="checkbox"/>
i. The services that your Academy's legal office can provide to a victim in response to <u>sexual assault</u>	<input checked="" type="checkbox"/>	<input checked="" type="checkbox"/>
j. The general responsibilities of law enforcement and criminal investigative agencies in response to <u>sexual assaults</u>	<input checked="" type="checkbox"/>	<input checked="" type="checkbox"/>
k. The role of the chain of command in handling <u>sexual assaults</u>	<input checked="" type="checkbox"/>	<input checked="" type="checkbox"/>
l. Where to go if you need additional information on the areas above	<input checked="" type="checkbox"/>	<input checked="" type="checkbox"/>

5. In your opinion, how effective was the training you received since June 2005 in **actually reducing/preventing** behaviors that might be seen as . . . *Mark one answer in each row.*

Does not apply, I have not had training				
Not at all effective				
Slightly effective				
Moderately effective				
Very effective				

- a. Sexual harassment?
- b. Sexual assault?

What would make the training you receive more effective?

Please print.

6. In accordance with your Academy's current policies, would the following events be considered sexual harassment, sexual assault, or neither? Assume the behaviors were offensive and harmful to you. *Mark one answer for each statement.*

Don't know				
Considered neither sexual harassment nor sexual assault				
Considered sexual assault				
Considered sexual harassment				

- a. A person you know repeatedly posted nude pictures of you on an Academy bulletin board or Web site
- b. Your ex-girlfriend/boyfriend had sex with you without your consent
- c. Someone repeatedly showed you pornographic materials, even after you asked him/her not to
- d. A person you know spread false rumors about your sexual behaviors. . .
- e. You were drinking with someone and you were both a little drunk when he/she forced you to have sex. . .
- f. Someone threatened to ruin your reputation unless you had sex with him/her
- g. Someone forced you to touch his/her genitalia

OPPORTUNITIES AND TREATMENT

7. At your Academy, do you think the faculty/staff/leaders hold men and women to the same standards for . . . *Mark one answer in each row.*

No, <u>men</u> are held to a <u>higher</u> standard				
No, <u>women</u> are held to a <u>higher</u> standard				
Yes, women and men are held to the <u>same</u> standard				

- a. Academic achievement?
- b. Assignment of leadership positions?
- c. Military performance?
- d. Honor Board decisions?

8. At your Academy, to what extent do you think . . . *Mark one answer in each row.*

Not at all				
Small extent				
Moderate extent				
Large extent				
Very large extent				

- a. Women get lesser punishment than men who commit the same offenses?
- b. Achievements by men get more recognition than achievements by women?
- c. Better qualified men get passed over for leadership positions because it would look better for equal opportunity for a woman to have the position?

9. At your Academy, do you think the following persons treat students with equal dignity and respect regardless of gender? *Mark one answer in each row.*

Treat <u>men</u> with <u>more</u> dignity and respect				
Treat <u>women</u> with <u>more</u> dignity and respect				
Treat women and men with <u>equal</u> dignity and respect				

- a. Cadet/midshipman leaders
- b. Cadets/midshipmen not in appointed leadership positions
- c. Commissioned officers directly in charge of your unit
- d. Non-commissioned officers assigned to your unit
- e. Academy senior leadership (e.g., Superintendent, Commandant, Vice/Deputy Commandant, Dean)
- f. Military academic faculty
- g. Civilian academic faculty
- h. Athletic staff (e.g., coaches, trainers)
- i. Academy security forces, military and civilian police.

ACADEMY CULTURE

10. At your Academy, do you think the persons below make honest and reasonable efforts to stop sexual harassment and sexual assault? Mark one answer in each row.

	Don't know	No	Yes
a. Cadet/midshipman leaders	<input type="checkbox"/>	<input type="checkbox"/>	<input type="checkbox"/>
b. Cadets/midshipmen not in appointed leadership positions	<input type="checkbox"/>	<input type="checkbox"/>	<input type="checkbox"/>
c. Commissioned officers directly in charge of your unit	<input type="checkbox"/>	<input type="checkbox"/>	<input type="checkbox"/>
d. Non-commissioned officers assigned to your unit	<input type="checkbox"/>	<input type="checkbox"/>	<input type="checkbox"/>
e. Academy senior leadership (e.g., Superintendent, Commandant, Vice/Deputy Commandant, Dean)	<input type="checkbox"/>	<input type="checkbox"/>	<input type="checkbox"/>
f. Military academic faculty	<input type="checkbox"/>	<input type="checkbox"/>	<input type="checkbox"/>
g. Civilian academic faculty	<input type="checkbox"/>	<input type="checkbox"/>	<input type="checkbox"/>
h. Athletic staff (e.g., coaches, trainers)	<input type="checkbox"/>	<input type="checkbox"/>	<input type="checkbox"/>

11. To what extent do you think current cadet/midshipman leaders create a culture in which ... Mark one answer in each row.

	Not at all	Small extent	Moderate extent	Large extent	Very large extent
a. Sexual harassment is not tolerated? .	<input type="checkbox"/>	<input type="checkbox"/>	<input type="checkbox"/>	<input type="checkbox"/>	<input type="checkbox"/>
b. Sexual assault is not tolerated?	<input type="checkbox"/>	<input type="checkbox"/>	<input type="checkbox"/>	<input type="checkbox"/>	<input type="checkbox"/>

12. To what extent do you think students at your Academy ... Mark one answer in each row.

	No basis to judge	Not at all	Small extent	Moderate extent	Large extent	Very large extent
a. Allow personal loyalties to affect reporting of sexual harassment? . .	<input type="checkbox"/>	<input type="checkbox"/>	<input type="checkbox"/>	<input type="checkbox"/>	<input type="checkbox"/>	<input type="checkbox"/>
b. Allow personal loyalties to affect reporting of sexual assault?	<input type="checkbox"/>	<input type="checkbox"/>	<input type="checkbox"/>	<input type="checkbox"/>	<input type="checkbox"/>	<input type="checkbox"/>
c. Do not report sexual assault out of concern they or others will be punished for infractions, such as fraternization or underage drinking?	<input type="checkbox"/>	<input type="checkbox"/>	<input type="checkbox"/>	<input type="checkbox"/>	<input type="checkbox"/>	<input type="checkbox"/>

13. Based on the behavior you have observed, to what extent are students at your Academy willing to ... Mark one answer in each row.

	No basis to judge	Not at all	Small extent	Moderate extent	Large extent	Very large extent
a. Confront other students who engage in sexual harassment, including inappropriate comments and actions?	<input type="checkbox"/>	<input type="checkbox"/>	<input type="checkbox"/>	<input type="checkbox"/>	<input type="checkbox"/>	<input type="checkbox"/>
b. Report other students who continue to engage in sexual harassment after having been previously confronted?	<input type="checkbox"/>	<input type="checkbox"/>	<input type="checkbox"/>	<input type="checkbox"/>	<input type="checkbox"/>	<input type="checkbox"/>
c. Report other students who commit sexual assault?	<input type="checkbox"/>	<input type="checkbox"/>	<input type="checkbox"/>	<input type="checkbox"/>	<input type="checkbox"/>	<input type="checkbox"/>

14. To what extent ... Mark one answer in each row.

	Not at all	Small extent	Moderate extent	Large extent	Very large extent
a. Are male students at your Academy protective of their female peers, as they would be of their sisters?	<input type="checkbox"/>	<input type="checkbox"/>	<input type="checkbox"/>	<input type="checkbox"/>	<input type="checkbox"/>
b. Are female students at your Academy protective of their male peers, as they would be of their brothers?	<input type="checkbox"/>	<input type="checkbox"/>	<input type="checkbox"/>	<input type="checkbox"/>	<input type="checkbox"/>
c. Do men at your Academy like to be in workgroups/teams with women? ..	<input type="checkbox"/>	<input type="checkbox"/>	<input type="checkbox"/>	<input type="checkbox"/>	<input type="checkbox"/>
d. Do women at your Academy like to be in workgroups/teams with men? ..	<input type="checkbox"/>	<input type="checkbox"/>	<input type="checkbox"/>	<input type="checkbox"/>	<input type="checkbox"/>
e. Do people at your Academy who sexually harass others get away with it?	<input type="checkbox"/>	<input type="checkbox"/>	<input type="checkbox"/>	<input type="checkbox"/>	<input type="checkbox"/>
f. Do students at your Academy feel comfortable reporting sensitive issues, such as discrimination, harassment, or sexual assault to Academy staff?	<input type="checkbox"/>	<input type="checkbox"/>	<input type="checkbox"/>	<input type="checkbox"/>	<input type="checkbox"/>
g. Would you feel responsible for stopping another student from having sex with someone who seems too intoxicated to consent? ...	<input type="checkbox"/>	<input type="checkbox"/>	<input type="checkbox"/>	<input type="checkbox"/>	<input type="checkbox"/>
h. Would you feel responsible for stopping another student who is sexually harassing other(s)?	<input type="checkbox"/>	<input type="checkbox"/>	<input type="checkbox"/>	<input type="checkbox"/>	<input type="checkbox"/>
i. Would you feel responsible to get help (e.g., medical, psychological) for another student who had been sexually assaulted?	<input type="checkbox"/>	<input type="checkbox"/>	<input type="checkbox"/>	<input type="checkbox"/>	<input type="checkbox"/>

15. To what extent do you feel safe from being sexually harassed at the following times and locations? *Mark one answer in each row.*

	Not at all	Small extent	Moderate extent	Large extent	Very large extent
a. During the academic day	<input checked="" type="checkbox"/>	<input checked="" type="checkbox"/>	<input checked="" type="checkbox"/>	<input checked="" type="checkbox"/>	<input checked="" type="checkbox"/>
b. During breakfast/lunch/dinner in the dining hall	<input checked="" type="checkbox"/>	<input checked="" type="checkbox"/>	<input checked="" type="checkbox"/>	<input checked="" type="checkbox"/>	<input checked="" type="checkbox"/>
c. During evening study period	<input checked="" type="checkbox"/>	<input checked="" type="checkbox"/>	<input checked="" type="checkbox"/>	<input checked="" type="checkbox"/>	<input checked="" type="checkbox"/>
d. On Academy grounds, during the weekend	<input checked="" type="checkbox"/>	<input checked="" type="checkbox"/>	<input checked="" type="checkbox"/>	<input checked="" type="checkbox"/>	<input checked="" type="checkbox"/>
e. On Academy grounds, in dorm/barracks/living and sleeping area.	<input checked="" type="checkbox"/>	<input checked="" type="checkbox"/>	<input checked="" type="checkbox"/>	<input checked="" type="checkbox"/>	<input checked="" type="checkbox"/>
f. On Academy grounds, not in dorm/barracks/living and sleeping area.	<input checked="" type="checkbox"/>	<input checked="" type="checkbox"/>	<input checked="" type="checkbox"/>	<input checked="" type="checkbox"/>	<input checked="" type="checkbox"/>
g. Off Academy grounds, at an Academy-sponsored event	<input checked="" type="checkbox"/>	<input checked="" type="checkbox"/>	<input checked="" type="checkbox"/>	<input checked="" type="checkbox"/>	<input checked="" type="checkbox"/>
h. Off Academy grounds, while on leave.	<input checked="" type="checkbox"/>	<input checked="" type="checkbox"/>	<input checked="" type="checkbox"/>	<input checked="" type="checkbox"/>	<input checked="" type="checkbox"/>
i. Off Academy grounds, while on pass/liberty	<input checked="" type="checkbox"/>	<input checked="" type="checkbox"/>	<input checked="" type="checkbox"/>	<input checked="" type="checkbox"/>	<input checked="" type="checkbox"/>
j. Over the Internet/chat rooms/instant or text messages	<input checked="" type="checkbox"/>	<input checked="" type="checkbox"/>	<input checked="" type="checkbox"/>	<input checked="" type="checkbox"/>	<input checked="" type="checkbox"/>
k. During summer experience/training/duty.	<input checked="" type="checkbox"/>	<input checked="" type="checkbox"/>	<input checked="" type="checkbox"/>	<input checked="" type="checkbox"/>	<input checked="" type="checkbox"/>

16. To what extent do you feel safe from being sexually assaulted at the following times and locations? *Mark one answer in each row.*

	Not at all	Small extent	Moderate extent	Large extent	Very large extent
a. On Academy grounds, in dorm/barracks/living and sleeping area.	<input checked="" type="checkbox"/>	<input checked="" type="checkbox"/>	<input checked="" type="checkbox"/>	<input checked="" type="checkbox"/>	<input checked="" type="checkbox"/>
b. On Academy grounds, not in dorm/barracks/living and sleeping area.	<input checked="" type="checkbox"/>	<input checked="" type="checkbox"/>	<input checked="" type="checkbox"/>	<input checked="" type="checkbox"/>	<input checked="" type="checkbox"/>
c. On Academy grounds, after lights out	<input checked="" type="checkbox"/>	<input checked="" type="checkbox"/>	<input checked="" type="checkbox"/>	<input checked="" type="checkbox"/>	<input checked="" type="checkbox"/>
d. On Academy grounds, during the weekend	<input checked="" type="checkbox"/>	<input checked="" type="checkbox"/>	<input checked="" type="checkbox"/>	<input checked="" type="checkbox"/>	<input checked="" type="checkbox"/>
e. Off Academy grounds, at an Academy-sponsored event	<input checked="" type="checkbox"/>	<input checked="" type="checkbox"/>	<input checked="" type="checkbox"/>	<input checked="" type="checkbox"/>	<input checked="" type="checkbox"/>
f. Off Academy grounds, while on leave.	<input checked="" type="checkbox"/>	<input checked="" type="checkbox"/>	<input checked="" type="checkbox"/>	<input checked="" type="checkbox"/>	<input checked="" type="checkbox"/>
g. Off Academy grounds, while on pass/liberty	<input checked="" type="checkbox"/>	<input checked="" type="checkbox"/>	<input checked="" type="checkbox"/>	<input checked="" type="checkbox"/>	<input checked="" type="checkbox"/>
h. During summer experience/training/duty.	<input checked="" type="checkbox"/>	<input checked="" type="checkbox"/>	<input checked="" type="checkbox"/>	<input checked="" type="checkbox"/>	<input checked="" type="checkbox"/>

UNWANTED ATTENTION

17. Since June 2005, has someone assigned to your Academy, including students and military/civilian personnel, engaged in the following unwanted and uninvited behaviors? *Mark one answer in each row.*

	Yes, and I felt in danger of physical harm or sexual assault	Yes, but I did <u>not</u> feel in danger of physical harm or sexual assault	No
a. Followed or spied on you in public areas (e.g., in the library or while off Academy grounds).	<input checked="" type="checkbox"/>	<input checked="" type="checkbox"/>	<input checked="" type="checkbox"/>
b. Spied on you in private areas (e.g., watched you while you were changing clothes or showering)	<input checked="" type="checkbox"/>	<input checked="" type="checkbox"/>	<input checked="" type="checkbox"/>
c. Sent you unsolicited messages (e.g., e-mails, instant messages, notes, or letters)	<input checked="" type="checkbox"/>	<input checked="" type="checkbox"/>	<input checked="" type="checkbox"/>
d. Made unsolicited phone calls to you	<input checked="" type="checkbox"/>	<input checked="" type="checkbox"/>	<input checked="" type="checkbox"/>
e. Showed up at places where you were even though he/she had no reason to be there (e.g., athletic practices)	<input checked="" type="checkbox"/>	<input checked="" type="checkbox"/>	<input checked="" type="checkbox"/>
f. Left unwanted items for you to find (e.g., gifts or other items)	<input checked="" type="checkbox"/>	<input checked="" type="checkbox"/>	<input checked="" type="checkbox"/>
g. Stood outside or hung around your dorm room or classroom even though he/she had no reason to be there	<input checked="" type="checkbox"/>	<input checked="" type="checkbox"/>	<input checked="" type="checkbox"/>
h. Vandalized or tampered with your belongings.	<input checked="" type="checkbox"/>	<input checked="" type="checkbox"/>	<input checked="" type="checkbox"/>
i. Took personal items that belonged to you	<input checked="" type="checkbox"/>	<input checked="" type="checkbox"/>	<input checked="" type="checkbox"/>
j. Took your picture or videotaped you without your consent.	<input checked="" type="checkbox"/>	<input checked="" type="checkbox"/>	<input checked="" type="checkbox"/>
k. Other (please specify)	<input checked="" type="checkbox"/>	<input checked="" type="checkbox"/>	<input checked="" type="checkbox"/>

Please print.

18. Did you discuss/report your experience(s) with/to someone in your chain of command or an Academy official? *Mark one.*

- Does not apply, I did not experience any of these behaviors
- Yes
- No, I did not need to
- No, I did not know how
- No, I did not want to be labeled a troublemaker
- No, I did not report for some other reason (please specify)

Please print.

UNWANTED GENDER-RELATED EXPERIENCES

19. In this question you are asked about sex/gender related talk and/or behavior that was unwanted, uninvited, and in which you did not participate willingly.

How often since June 2005 have you been in situations involving persons assigned to your Academy, including students and military/civilian personnel, where one or more of these individuals (of either gender) . . . Mark one answer in each row.

	Very often	Often	Sometimes	Once or twice	Never
a. Repeatedly told sexual stories or jokes that were offensive to you? . . .	<input type="checkbox"/>	<input type="checkbox"/>	<input type="checkbox"/>	<input type="checkbox"/>	<input type="checkbox"/>
b. Referred to people of your gender in insulting or offensive terms?	<input type="checkbox"/>	<input type="checkbox"/>	<input type="checkbox"/>	<input type="checkbox"/>	<input type="checkbox"/>
c. Made unwelcome attempts to draw you into a discussion of sexual matters (e.g., attempted to discuss or comment on your sex life)?	<input type="checkbox"/>	<input type="checkbox"/>	<input type="checkbox"/>	<input type="checkbox"/>	<input type="checkbox"/>
d. Treated you "differently" because of your gender (e.g., mistreated, slighted, or ignored you)?	<input type="checkbox"/>	<input type="checkbox"/>	<input type="checkbox"/>	<input type="checkbox"/>	<input type="checkbox"/>
e. Made offensive remarks about your appearance, body, or sexual activities?	<input type="checkbox"/>	<input type="checkbox"/>	<input type="checkbox"/>	<input type="checkbox"/>	<input type="checkbox"/>
f. Made gestures or used body language of a sexual nature that embarrassed or offended you?	<input type="checkbox"/>	<input type="checkbox"/>	<input type="checkbox"/>	<input type="checkbox"/>	<input type="checkbox"/>
g. Made offensive sexist remarks (e.g., suggesting that people of your gender are not suited for the kind of work you do)?	<input type="checkbox"/>	<input type="checkbox"/>	<input type="checkbox"/>	<input type="checkbox"/>	<input type="checkbox"/>
h. Made unwanted attempts to establish a romantic sexual relationship with you despite your efforts to discourage it?	<input type="checkbox"/>	<input type="checkbox"/>	<input type="checkbox"/>	<input type="checkbox"/>	<input type="checkbox"/>
i. Put you down or was condescending to you because of your gender?	<input type="checkbox"/>	<input type="checkbox"/>	<input type="checkbox"/>	<input type="checkbox"/>	<input type="checkbox"/>
j. Continued to ask you for dates, drinks, dinner, etc., even though you said "No"?	<input type="checkbox"/>	<input type="checkbox"/>	<input type="checkbox"/>	<input type="checkbox"/>	<input type="checkbox"/>
k. Made you feel like you were being bribed with some sort of reward or special treatment to engage in sexual behavior?	<input type="checkbox"/>	<input type="checkbox"/>	<input type="checkbox"/>	<input type="checkbox"/>	<input type="checkbox"/>
l. Made you feel threatened with some sort of retaliation for not being sexually cooperative?	<input type="checkbox"/>	<input type="checkbox"/>	<input type="checkbox"/>	<input type="checkbox"/>	<input type="checkbox"/>
m. Touched you in a way that made you feel uncomfortable?	<input type="checkbox"/>	<input type="checkbox"/>	<input type="checkbox"/>	<input type="checkbox"/>	<input type="checkbox"/>
n. Intentionally cornered you or leaned over you in a sexual way? . . .	<input type="checkbox"/>	<input type="checkbox"/>	<input type="checkbox"/>	<input type="checkbox"/>	<input type="checkbox"/>
o. Treated you badly for refusing to have sex?	<input type="checkbox"/>	<input type="checkbox"/>	<input type="checkbox"/>	<input type="checkbox"/>	<input type="checkbox"/>

19. Continued

	Very often	Often	Sometimes	Once or twice	Never
p. Implied better leadership positions or better treatment if you were sexually cooperative?	<input type="checkbox"/>	<input type="checkbox"/>	<input type="checkbox"/>	<input type="checkbox"/>	<input type="checkbox"/>
q. Made sexually suggestive comments, gestures, or looks (e.g., stared at your body)?	<input type="checkbox"/>	<input type="checkbox"/>	<input type="checkbox"/>	<input type="checkbox"/>	<input type="checkbox"/>
r. Attempted to have sex with you without your consent or against your will, but was not successful? . . .	<input type="checkbox"/>	<input type="checkbox"/>	<input type="checkbox"/>	<input type="checkbox"/>	<input type="checkbox"/>
s. Had sex with you without your consent or against your will?	<input type="checkbox"/>	<input type="checkbox"/>	<input type="checkbox"/>	<input type="checkbox"/>	<input type="checkbox"/>
t. Other unwanted gender-related behavior? (please specify)	<input type="checkbox"/>	<input type="checkbox"/>	<input type="checkbox"/>	<input type="checkbox"/>	<input type="checkbox"/>

Please print.

20. How many of the behaviors listed in the previous question that you marked as happening to you, do you consider to have been sexual harassment?

- None were sexual harassment
 - Some were sexual harassment; some were not sexual harassment
 - All were sexual harassment
 - Does not apply, I marked 'Never' to every item
- ⇒ GO TO QUESTION 32

UNWANTED GENDER-RELATED SITUATION WITH THE GREATEST EFFECT

21. Think about the situation(s) you experienced since June 2005 that involved the behaviors you marked in Question 19A-Q.

Now pick the one situation involving Question 19A-Q that had the greatest effect on you.

Which of the following categories best describe(s) the behavior(s) in the situation? Mark "Yes" or "No" for each item below that describes the situation.

	Yes	No
a. Sexist Behavior (e.g., mistreated you because of your gender or exposed you to language/behaviors that conveyed offensive or condescending gender-based attitudes) . .	<input type="checkbox"/>	<input type="checkbox"/>

21. Continued

	Yes	No
b. <u>Crude/Offensive Behavior</u> (e.g., exposed you to language/behaviors/jokes of a sexual nature that were offensive or embarrassing to you)	<input type="checkbox"/>	<input type="checkbox"/>
c. <u>Unwanted Sexual Attention</u> (e.g., someone attempted to establish a sexual/romantic relationship with you, even though you objected)	<input type="checkbox"/>	<input type="checkbox"/>
d. <u>Sexual Coercion</u> (e.g., someone implied preferential treatment in exchange for your sexual cooperation)	<input type="checkbox"/>	<input type="checkbox"/>
e. <u>Other</u> (please specify)	<input type="checkbox"/>	<input type="checkbox"/>

Please print.

22. How long did this situation last, or if continuing, how long has it been going on?

- Less than 1 week
- 1 week to less than 1 month
- 1 month to less than 3 months
- 3 months to less than 6 months
- 6 months or more

23. Where and when did this situation occur? *Mark one answer for each item.*

	All of it	Most of it	Some of it	None of it
a. During the academic day	<input type="checkbox"/>	<input type="checkbox"/>	<input type="checkbox"/>	<input type="checkbox"/>
b. During breakfast/lunch/dinner in the dining hall	<input type="checkbox"/>	<input type="checkbox"/>	<input type="checkbox"/>	<input type="checkbox"/>
c. During evening study period	<input type="checkbox"/>	<input type="checkbox"/>	<input type="checkbox"/>	<input type="checkbox"/>
d. On Academy grounds, during the weekend	<input type="checkbox"/>	<input type="checkbox"/>	<input type="checkbox"/>	<input type="checkbox"/>
e. On Academy grounds, in dorm/barracks/living and sleeping area	<input type="checkbox"/>	<input type="checkbox"/>	<input type="checkbox"/>	<input type="checkbox"/>
f. On Academy grounds, not in dorm/barracks/living and sleeping area	<input type="checkbox"/>	<input type="checkbox"/>	<input type="checkbox"/>	<input type="checkbox"/>
g. Off Academy grounds, at an Academy-sponsored event	<input type="checkbox"/>	<input type="checkbox"/>	<input type="checkbox"/>	<input type="checkbox"/>
h. Off Academy grounds, while on leave	<input type="checkbox"/>	<input type="checkbox"/>	<input type="checkbox"/>	<input type="checkbox"/>
i. Off Academy grounds, while on pass/liberty	<input type="checkbox"/>	<input type="checkbox"/>	<input type="checkbox"/>	<input type="checkbox"/>
j. Over the Internet/chat rooms/instant or text messages	<input type="checkbox"/>	<input type="checkbox"/>	<input type="checkbox"/>	<input type="checkbox"/>
k. During summer experience/training/duty	<input type="checkbox"/>	<input type="checkbox"/>	<input type="checkbox"/>	<input type="checkbox"/>

24. Who was the offender(s) in this situation? *Mark "Yes" or "No" for each item.*

	Yes	No
a. Academy student who was senior to me	<input type="checkbox"/>	<input type="checkbox"/>
b. Academy student who was in the same class as me	<input type="checkbox"/>	<input type="checkbox"/>
c. Academy student who was in a class below me	<input type="checkbox"/>	<input type="checkbox"/>
d. Military faculty or staff member	<input type="checkbox"/>	<input type="checkbox"/>
e. Civilian faculty or staff member	<input type="checkbox"/>	<input type="checkbox"/>
f. Other Academy-affiliated person	<input type="checkbox"/>	<input type="checkbox"/>
g. DoD-affiliated person, not assigned to the Academy	<input type="checkbox"/>	<input type="checkbox"/>
h. Person not affiliated with the Academy or DoD	<input type="checkbox"/>	<input type="checkbox"/>
i. Unknown person	<input type="checkbox"/>	<input type="checkbox"/>

25. Was the offender(s) . . . ? *Mark one.*

- One person (a male)
- One person (a female)
- More than one person (all males)
- More than one person (all females)
- More than one person (both males and females)
- Not sure

26. Did you talk about this situation with a . . . *Mark one answer for each item.*

	Yes	No
a. Parent/family member?	<input type="checkbox"/>	<input type="checkbox"/>
b. Boyfriend/girlfriend, roommate, or friend?	<input type="checkbox"/>	<input type="checkbox"/>

27. Did you discuss/report this situation with/to any authority or organization?

- Yes
- No ⇒ GO TO QUESTION 31

28. Did you discuss/report this situation with/to the following authorities or organizations? *Mark "Yes" or "No" for each item.*

	Yes	No
a. A cadet/midshipman leader	<input type="checkbox"/>	<input type="checkbox"/>
b. <u>Your</u> officer/NCO chain of command member	<input type="checkbox"/>	<input type="checkbox"/>
c. <u>Officer/NCO</u> chain of command member of <u>the person(s) who did it</u>	<input type="checkbox"/>	<input type="checkbox"/>
d. Special office/program responsible for handling these kinds of complaints	<input type="checkbox"/>	<input type="checkbox"/>
e. Other (please specify)	<input type="checkbox"/>	<input type="checkbox"/>

Please print.

29. What actions were taken in response to your discussion/report? *Mark one answer in each row.*

	Don't know	No	Yes
a. The situation was/is being corrected	<input type="checkbox"/>	<input type="checkbox"/>	<input checked="" type="checkbox"/>
b. Person(s) who bothered you was/were talked to about the behavior	<input type="checkbox"/>	<input type="checkbox"/>	<input checked="" type="checkbox"/>
c. Your complaint was/is being investigated	<input type="checkbox"/>	<input type="checkbox"/>	<input checked="" type="checkbox"/>
d. You were kept informed of what actions were being taken	<input type="checkbox"/>	<input type="checkbox"/>	<input checked="" type="checkbox"/>
e. You were encouraged to drop the complaint	<input type="checkbox"/>	<input type="checkbox"/>	<input checked="" type="checkbox"/>
f. Your complaint was discounted or not taken seriously	<input type="checkbox"/>	<input type="checkbox"/>	<input checked="" type="checkbox"/>
g. Action was/is being taken against you	<input type="checkbox"/>	<input type="checkbox"/>	<input checked="" type="checkbox"/>
h. Some other action was/is being taken (please specify)	<input type="checkbox"/>	<input type="checkbox"/>	<input checked="" type="checkbox"/>

Please print.

30. Did you formally report this situation?

Yes → GO TO QUESTION 32
 No

31. What were your reasons for not reporting this situation? *Mark "Yes" or "No" for each item.*

	Yes	No
a. You thought it was not important enough to report	<input type="checkbox"/>	<input checked="" type="checkbox"/>
b. You did not know how to report	<input type="checkbox"/>	<input checked="" type="checkbox"/>
c. You felt uncomfortable making a report	<input type="checkbox"/>	<input checked="" type="checkbox"/>
d. You took care of the problem yourself	<input type="checkbox"/>	<input checked="" type="checkbox"/>
e. You did not think anything would be done	<input type="checkbox"/>	<input checked="" type="checkbox"/>
f. You thought you would not be believed	<input type="checkbox"/>	<input checked="" type="checkbox"/>
g. You thought reporting would take too much time and effort	<input type="checkbox"/>	<input checked="" type="checkbox"/>
h. You thought you would be labeled a troublemaker	<input type="checkbox"/>	<input checked="" type="checkbox"/>
i. You thought your evaluations or chances for leadership positions would suffer	<input type="checkbox"/>	<input checked="" type="checkbox"/>
j. You feared some form of retaliation from the offender or his/her friends	<input type="checkbox"/>	<input checked="" type="checkbox"/>
k. You did not want people gossiping about you	<input type="checkbox"/>	<input checked="" type="checkbox"/>
l. You feared you or others would be punished for infractions/violations, such as underage drinking	<input type="checkbox"/>	<input checked="" type="checkbox"/>
m. Other	<input type="checkbox"/>	<input checked="" type="checkbox"/>

UNWANTED SEXUAL CONTACT

32. Since June 2005, have you experienced any of the following sexual contacts that were against your will or occurred when you did not or could not consent where someone . . .

- Sexually touched you (e.g., intentional touching of genitalia, breasts, or buttocks) or made you sexually touch them?
 - Attempted to make you have sexual intercourse, but was not successful?
 - Made you have sexual intercourse?
 - Attempted to make you perform or receive oral sex, anal sex, or penetration by a finger or object, but was not successful?
 - Made you perform or receive oral sex, anal sex, or penetration by a finger or object?
- Yes, once
 Yes, multiple times
 No → GO TO QUESTION 47

33. Think about the situation(s) you experienced since June 2005 that involved the behaviors in the previous question. Tell us about the one event that had the greatest effect on you.

What did the person(s) do during this situation? *Mark one answer for each behavior.*

	Did this	Did not do this
a. <u>Sexually touched you</u> (e.g., intentional touching of genitalia, breasts, or buttocks) or made you sexually touch them	<input checked="" type="checkbox"/>	<input type="checkbox"/>
b. <u>Attempted to make you have sexual intercourse, but was not successful.</u>	<input checked="" type="checkbox"/>	<input type="checkbox"/>
c. <u>Made you have sexual intercourse.</u>	<input checked="" type="checkbox"/>	<input type="checkbox"/>
d. <u>Attempted to make you perform or receive oral sex, anal sex, or penetration by a finger or object, but was not successful</u>	<input checked="" type="checkbox"/>	<input type="checkbox"/>
e. <u>Made you perform or receive oral sex, anal sex, or penetration by a finger or object</u>	<input checked="" type="checkbox"/>	<input type="checkbox"/>

34. Where did the incident take place? *Mark one.*

- On Academy grounds, in dorm/barracks/living and sleeping area
- On Academy grounds, not in dorm/barracks/living and sleeping area
- Off Academy grounds, at an Academy-sponsored event
- Off Academy grounds, not at an Academy-sponsored event

35. Did this incident occur during summer experience/training/duty?

Yes
 No

36. Who was the offender(s) in this situation? Mark "Yes" or "No" for each item.

	Yes	No
a. Academy student who was senior to me	<input checked="" type="checkbox"/>	<input checked="" type="checkbox"/>
b. Academy student who was in the same class as me	<input checked="" type="checkbox"/>	<input checked="" type="checkbox"/>
c. Academy student who was in a class below me	<input checked="" type="checkbox"/>	<input checked="" type="checkbox"/>
d. Military faculty or staff member	<input checked="" type="checkbox"/>	<input checked="" type="checkbox"/>
e. Civilian faculty or staff member	<input checked="" type="checkbox"/>	<input checked="" type="checkbox"/>
f. Other Academy-affiliated person	<input checked="" type="checkbox"/>	<input checked="" type="checkbox"/>
g. DoD-affiliated person, not assigned to the Academy	<input checked="" type="checkbox"/>	<input checked="" type="checkbox"/>
h. Person not affiliated with the Academy or DoD	<input checked="" type="checkbox"/>	<input checked="" type="checkbox"/>
i. Unknown person	<input checked="" type="checkbox"/>	<input checked="" type="checkbox"/>

37. Was the offender(s) . . . ? Mark one.

- One person (a male)
- One person (a female)
- More than one person (all males)
- More than one person (all females)
- More than one person (both males and females)
- Not sure

38. Did the incident occur . . . Mark "Yes" or "No" for each item.

	Yes	No
a. When your judgment was impaired due to alcohol?	<input checked="" type="checkbox"/>	<input checked="" type="checkbox"/>
b. When you were so intoxicated that you were unable to consent?	<input checked="" type="checkbox"/>	<input checked="" type="checkbox"/>
c. When the offender(s) was intoxicated?	<input checked="" type="checkbox"/>	<input checked="" type="checkbox"/>
d. After the offender(s) used drugs to knock you out (e.g., date rape drugs, sedatives, etc.)?	<input checked="" type="checkbox"/>	<input checked="" type="checkbox"/>

39. Did the offender(s) . . . Mark "Yes" or "No" for each item.

	Yes	No
a. Threaten to ruin your reputation if you did not consent?	<input checked="" type="checkbox"/>	<input checked="" type="checkbox"/>
b. Threaten to harm you if you did not consent?	<input checked="" type="checkbox"/>	<input checked="" type="checkbox"/>
c. Use some degree of physical force (e.g., holding you down)?	<input checked="" type="checkbox"/>	<input checked="" type="checkbox"/>

40. Prior to the assault, did any of the offender(s) . . . Mark "Yes" or "No" for each item.

	Yes	No
a. Sexually harass you?	<input checked="" type="checkbox"/>	<input checked="" type="checkbox"/>
b. Stalk you?	<input checked="" type="checkbox"/>	<input checked="" type="checkbox"/>

41. Did you talk about this situation with a . . . Mark one answer for each item.

	Yes	No
a. Parent/family member?	<input checked="" type="checkbox"/>	<input checked="" type="checkbox"/>
b. Boyfriend/girlfriend, roommate, or friend? . . .	<input checked="" type="checkbox"/>	<input checked="" type="checkbox"/>

42. Did you seek professional help/treatment or use other support services following the incident?

- No
- Yes

If you sought care, please describe your impression of the care you received.

Please print.

43. Did you discuss/report this situation to any authority or organization? Mark one.

- No ⇒ GO TO QUESTION 46
- Yes, I made a restricted report but not an unrestricted one ⇒ GO TO QUESTION 45
- Yes, I made an unrestricted report
- Yes, but I am not sure whether it was unrestricted or restricted reporting

Please describe your reporting experience and whether you were satisfied with it. Do not give names of people, give office names or positions (e.g., Sexual Assault Response Coordinator (SARC), chaplain, faculty).

Please print.

44. What actions were taken in response to your report? Mark one answer in each row.

	Don't know	No	Yes
a. Your report was investigated	<input type="checkbox"/>	<input type="checkbox"/>	<input type="checkbox"/>
b. You were kept informed of the status of the investigation	<input type="checkbox"/>	<input type="checkbox"/>	<input type="checkbox"/>
c. Action was taken against the offender....	<input type="checkbox"/>	<input type="checkbox"/>	<input type="checkbox"/>
d. Some other action was taken (please specify)	<input type="checkbox"/>	<input type="checkbox"/>	<input type="checkbox"/>

Please print.

45. When you reported this situation were you offered ... Mark one answer in each row.

	Don't know	No	Yes
a. Sexual assault advocacy services (e.g., referrals or offers to accompany/transport you to appointments)?	<input type="checkbox"/>	<input type="checkbox"/>	<input type="checkbox"/>
b. Medical, forensic, or counseling services?	<input type="checkbox"/>	<input type="checkbox"/>	<input type="checkbox"/>

If you made a restricted or unrestricted report of the situation to an authority or organization, GO TO QUESTION 47.

46. What were your reasons for not reporting the situation? Mark "Yes" or "No" for each item.

	Yes	No
a. You thought it was not important enough to report	<input type="checkbox"/>	<input type="checkbox"/>
b. You did not know how to report	<input type="checkbox"/>	<input type="checkbox"/>
c. You felt uncomfortable making a report	<input type="checkbox"/>	<input type="checkbox"/>
d. You took care of it yourself.	<input type="checkbox"/>	<input type="checkbox"/>
e. You did not think anything would be done ...	<input type="checkbox"/>	<input type="checkbox"/>
f. You thought you would not be believed	<input type="checkbox"/>	<input type="checkbox"/>
g. You thought reporting would take too much time and effort	<input type="checkbox"/>	<input type="checkbox"/>
h. You thought you would be labeled a troublemaker	<input type="checkbox"/>	<input type="checkbox"/>
i. You thought your evaluations or chances for leadership positions would suffer	<input type="checkbox"/>	<input type="checkbox"/>
j. You feared some form of retaliation from the offender or his/her friends	<input type="checkbox"/>	<input type="checkbox"/>
k. You did not want people gossiping about you	<input type="checkbox"/>	<input type="checkbox"/>

46. Continued

	Yes	No
l. You feared you or others would be punished for infractions/violations, such as underage drinking	<input type="checkbox"/>	<input type="checkbox"/>
m. You felt shame/embarrassment	<input type="checkbox"/>	<input type="checkbox"/>
n. You thought you would be blamed for the assault	<input type="checkbox"/>	<input type="checkbox"/>
o. Other	<input type="checkbox"/>	<input type="checkbox"/>

PRIOR EXPERIENCES

47. Prior to your admission to the Academy as a student, were you ever ... Mark "Yes" or "No" for each item.

	Yes	No
a. Sexually harassed?	<input type="checkbox"/>	<input type="checkbox"/>
b. Sexually assaulted?	<input type="checkbox"/>	<input type="checkbox"/>

HOW ARE WE DOING?

48. In your opinion, has sexual harassment become more or less of a problem at your Academy since you became a student?

- Less of a problem
- About the same
- More of a problem

How can sexual harassment be reduced at your Academy?

Please print.

49. In your opinion, has sexual assault become more or less of a problem at your Academy since you became a student?

- Less of a problem
- About the same
- More of a problem

How can sexual assaults be reduced at your Academy?

Please print.

A large rectangular area containing 25 horizontal blue lines, intended for handwritten responses.

REPORT DOCUMENTATION PAGE			Form Approved OMB No. 0704-0188		
<p>The public reporting burden for this collection of information is estimated to average 1 hour per response, including the time for reviewing instructions, searching existing data sources, gathering and maintaining the data needed, and completing and reviewing the collection of information. Send comments regarding this burden estimate or any other aspect of this collection of information, including suggestions for reducing the burden, to Department of Defense, Washington Headquarters Service, Directorate for Information Operations and Reports (0704-0188), 1215 Jefferson Davis Highway, Suite 1204, Arlington, VA 22202-4302. Respondents should be aware that notwithstanding any other provision of law, no person shall be subject to any penalty for failing to comply with a collection of information if it does not display a currently valid OMB control number.</p> <p>PLEASE DO NOT RETURN YOUR FORM TO THE ABOVE ADDRESS.</p>					
1. REPORT DATE (DD-MM-YYYY) 01-07-2006		2. REPORT TYPE Final Report		3. DATES COVERED (From - To) April 2006	
4. TITLE AND SUBTITLE 2006 Service Academy Gender Relations Survey: Tabulations of Responses			5a. CONTRACT NUMBER		
			5b. GRANT NUMBER		
			5c. PROGRAM ELEMENT NUMBER		
6. AUTHOR(S) Lipari, R.N.; Cook, P.			5d. PROJECT NUMBER		
			5e. TASK NUMBER		
			5f. WORK UNIT NUMBER		
7. PERFORMING ORGANIZATION NAME(S) AND ADDRESS(ES) Defense Manpower Data Center 1600 Wilson Boulevard, Suite 400 Arlington, VA 22209-2593			8. PERFORMING ORGANIZATION REPORT NUMBER DMDC Report No. 2006-015		
9. SPONSORING/MONITORING AGENCY NAME(S) AND ADDRESS(ES)			10. SPONSOR/MONITOR'S ACRONYM(S)		
			11. SPONSOR/MONITOR'S REPORT NUMBER(S)		
12. DISTRIBUTION/AVAILABILITY STATEMENT Approved for public release; distribution unlimited					
13. SUPPLEMENTARY NOTES					
14. ABSTRACT This tabulation volume documents the survey results for the Service Academy 2006 Gender Relations Survey that the Defense Manpower Defense Center conducted in response to Section 527 of the National Defense Authorization Act for Fiscal Year 2004. This survey is the third of a series of congressionally mandated surveys designed to assess the incidence of unwanted sexual contact and harassment and related issues at the Service Academies.					
15. SUBJECT TERMS Demographics, gender-related experiences, gender relations, personnel policies, sexual harassment, sexual assault, unwanted sexual contact, stalking, training, values, Service Academies					
16. SECURITY CLASSIFICATION OF:			17. LIMITATION OF ABSTRACT	18. NUMBER OF PAGES	19a. NAME OF RESPONSIBLE PERSON
a. REPORT	b. ABSTRACT	c. THIS PAGE			Lipari, Rachel N.
U	U	U	UU	437	19b. TELEPHONE NUMBER (include area code) (703) 696-1125
<input type="button" value="Reset"/> Standard Form 298 (Rev. 8/98) Prescribed by ANSI Std. Z39.18					

INSTRUCTIONS FOR COMPLETING SF 298

1. REPORT DATE. Full publication date, including day, month, if available. Must cite at least the year and be Year 2000 compliant, e.g. 30-06-1998; xx-06-1998; xx-xx-1998.

2. REPORT TYPE. State the type of report, such as final, technical, interim, memorandum, master's thesis, progress, quarterly, research, special, group study, etc.

3. DATES COVERED. Indicate the time during which the work was performed and the report was written, e.g., Jun 1997 - Jun 1998; 1-10 Jun 1996; May - Nov 1998; Nov 1998.

4. TITLE. Enter title and subtitle with volume number and part number, if applicable. On classified documents, enter the title classification in parentheses.

5a. CONTRACT NUMBER. Enter all contract numbers as they appear in the report, e.g. F33615-86-C-5169.

5b. GRANT NUMBER. Enter all grant numbers as they appear in the report, e.g. AFOSR-82-1234.

5c. PROGRAM ELEMENT NUMBER. Enter all program element numbers as they appear in the report, e.g. 61101A.

5d. PROJECT NUMBER. Enter all project numbers as they appear in the report, e.g. 1F665702D1257; ILIR.

5e. TASK NUMBER. Enter all task numbers as they appear in the report, e.g. 05; RF0330201; T4112.

5f. WORK UNIT NUMBER. Enter all work unit numbers as they appear in the report, e.g. 001; AFAPL30480105.

6. AUTHOR(S). Enter name(s) of person(s) responsible for writing the report, performing the research, or credited with the content of the report. The form of entry is the last name, first name, middle initial, and additional qualifiers separated by commas, e.g. Smith, Richard, J, Jr.

7. PERFORMING ORGANIZATION NAME(S) AND ADDRESS(ES). Self-explanatory.

8. PERFORMING ORGANIZATION REPORT NUMBER. Enter all unique alphanumeric report numbers assigned by the performing organization, e.g. BRL-1234; AFWL-TR-85-4017-Vol-21-PT-2.

9. SPONSORING/MONITORING AGENCY NAME(S) AND ADDRESS(ES). Enter the name and address of the organization(s) financially responsible for and monitoring the work.

10. SPONSOR/MONITOR'S ACRONYM(S). Enter, if available, e.g. BRL, ARDEC, NADC.

11. SPONSOR/MONITOR'S REPORT NUMBER(S). Enter report number as assigned by the sponsoring/monitoring agency, if available, e.g. BRL-TR-829; -215.

12. DISTRIBUTION/AVAILABILITY STATEMENT. Use agency-mandated availability statements to indicate the public availability or distribution limitations of the report. If additional limitations/ restrictions or special markings are indicated, follow agency authorization procedures, e.g. RD/FRD, PROPIN, ITAR, etc. Include copyright information.

13. SUPPLEMENTARY NOTES. Enter information not included elsewhere such as: prepared in cooperation with; translation of; report supersedes; old edition number, etc.

14. ABSTRACT. A brief (approximately 200 words) factual summary of the most significant information.

15. SUBJECT TERMS. Key words or phrases identifying major concepts in the report.

16. SECURITY CLASSIFICATION. Enter security classification in accordance with security classification regulations, e.g. U, C, S, etc. If this form contains classified information, stamp classification level on the top and bottom of this page.

17. LIMITATION OF ABSTRACT. This block must be completed to assign a distribution limitation to the abstract. Enter UU (Unclassified Unlimited) or SAR (Same as Report). An entry in this block is necessary if the abstract is to be limited.

