



AFRL-RX-TY-TP-2009-4568

DEPLOYED BASE SOLAR POWER (BRIEFING SLIDES)

**Robert Diltz
Air Force Research Laboratory**

SEPTEMBER 2009

**DISTRIBUTION STATEMENT A: Approved for public release;
distribution unlimited.**

**AIRBASE TECHNOLOGIES DIVISION
MATERIALS AND MANUFACTURING DIRECTORATE
AIR FORCE RESEARCH LABORATORY
AIR FORCE MATERIEL COMMAND
139 BARNES DRIVE, SUITE 2
TYNDALL AIR FORCE BASE, FL 32403-5323**

REPORT DOCUMENTATION PAGE

*Form Approved
OMB No. 0704-0188*

The public reporting burden for this collection of information is estimated to average 1 hour per response, including the time for reviewing instructions, searching existing data sources, gathering and maintaining the data needed, and completing and reviewing the collection of information. Send comments regarding this burden estimate or any other aspect of this collection of information, including suggestions for reducing the burden, to Department of Defense, Washington Headquarters Services, Directorate for Information Operations and Reports (0704-0188), 1215 Jefferson Davis Highway, Suite 1204, Arlington, VA 22202-4302. Respondents should be aware that notwithstanding any other provision of law, no person shall be subject to any penalty for failing to comply with a collection of information if it does not display a currently valid OMB control number.

PLEASE DO NOT RETURN YOUR FORM TO THE ABOVE ADDRESS.

1. REPORT DATE (DD-MM-YYYY) 03-SEP-2009	2. REPORT TYPE Conference Presentation	3. DATES COVERED (From - To) 01-JAN-2007 -- 31-AUS-2009
---	--	---

4. TITLE AND SUBTITLE Deployed Base Solar Power (BRIEFING SLIDES)	5a. CONTRACT NUMBER FA4819-07-D-0001
	5b. GRANT NUMBER
	5c. PROGRAM ELEMENT NUMBER 62012F

6. AUTHOR(S) Diltz, Robert A.	5d. PROJECT NUMBER 4915
	5e. TASK NUMBER C1
	5f. WORK UNIT NUMBER 4915C19C

7. PERFORMING ORGANIZATION NAME(S) AND ADDRESS(ES) Air Force Research Laboratory Airbase Technologies Division 139 Barnes Drive, Suite 2 Tyndall Air Force Base, FL 32403	8. PERFORMING ORGANIZATION REPORT NUMBER
--	---

9. SPONSORING/MONITORING AGENCY NAME(S) AND ADDRESS(ES) Air Force Research Laboratory Materials and Manufacturing Directorate Airbase Technologies Division 139 Barnes Drive, Suite 2 Tyndall Air Force Base, FL 32403-5323	10. SPONSOR/MONITOR'S ACRONYM(S) AFRL/RXQD
	11. SPONSOR/MONITOR'S REPORT NUMBER(S) AFRL-RX-TY-TP-2009-4568

12. DISTRIBUTION/AVAILABILITY STATEMENT
Distribution Statement A: Approved for public release; distribution unlimited.

13. SUPPLEMENTARY NOTES
Ref AFRL/RXQ Public Affairs Case # 09-142. Document contains color images. For presentation at congregation at German international collaboration meeting, 17 September, 2009, Stuttgart, Germany

14. ABSTRACT
The AFRL/RXQD Energy program demonstrates current technologies in solar power generation and the integration of these technologies onto deployed base structures. This presentation is to describe those efforts along with the capabilities and competencies that have come as a result of this program.

15. SUBJECT TERMS
solar power, photovoltaics, Renewable Energy Tent City, deployed shelter

16. SECURITY CLASSIFICATION OF:			17. LIMITATION OF ABSTRACT UU	18. NUMBER OF PAGES 13	19a. NAME OF RESPONSIBLE PERSON Robert Diltz
a. REPORT U	b. ABSTRACT U	c. THIS PAGE U			19b. TELEPHONE NUMBER (Include area code)

Reset




Deployed Base Solar Power





Energy Research



The Airbase Technologies Division's Energy Research Group Is Developing Efficient Alternative And Renewable Energy Technologies Including Advanced Solar Concepts For Structures And Power Generators, Wireless Power Transmission, Distributed Fuel Cells, Advanced Heatpump Technology, LED Lighting and Biofuel Technologies to Produce Ground Fuels Onsite



Our Mission Is To

Conduct Exploratory, Advanced, and Applied Research To Develop Next Generation Deployed Energy and Utility Systems To Meet New and Evolving Warfighter Needs

We Are

A Lead In The Air Force Developing The Energy Needs Of The Warfighter And Developing The Next Generation **Energy Self Sufficient Airbase**

Benefits to the Warfighter

- 82% Reduction in Fuel Consumption
- 25% Reduction in Shelter Cooling Load
- 25% reduction in Electric Generator Deployment.
- Reduce Deployed Footprint While Enhancing Operational Efficiencies And Maintenance Requirements
- Eliminate Noise, Thermal, and Environmental Signatures
- Reduce / Eliminate External Fuel Requirements, Saves Lives Of Soldiers, Marines, Sailors, and Airmen



Facilities/Equipment

- Capital Value: >\$5M
- World Class Capability



One-of-a-Kind 50,000 sq. ft. Renewable Energy Tent City

- Ability to Study Grid Parallel and Autonomous Photovoltaic and Alternative Power Generation Systems in Real World Conditions
- Biofuels Research Facility

25,000 sq. ft. Laboratory Facility

- Fuel Cell/Fuel Reforming Lab
- Fuel Cell Test Center with Multi-fuel Reformer
- Solar Powered DAQ Control Room
- Climate-Control Testing Capability

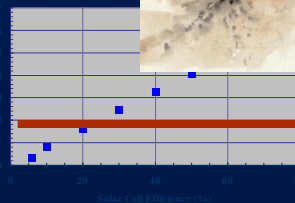




Future Plans

- Expand Experimental Solar Concentrator and Photovoltaic Materials



PV Integrated Shelters




Advantages

- Reduce the Logistics Tail
- Reducing the weight of military operations
- Lower the cost of operations
- Reduce the size and weight of diesel generators
- Reduce systems vulnerability to direct attack



Higher Efficiency = Greater Power



Impact Of Improved PV Efficiency

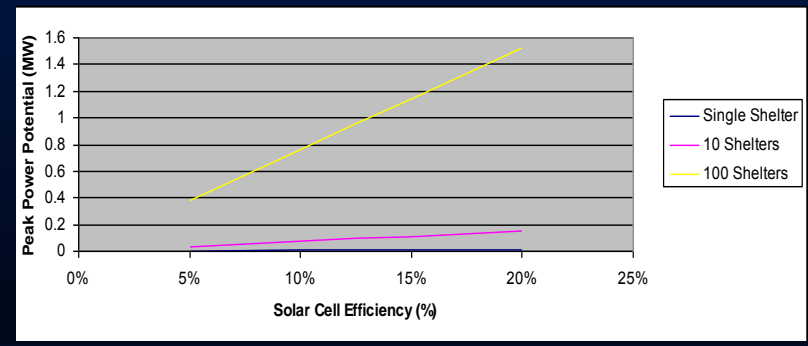
Solar Cells Characterization

$$ff = \frac{P_{max}}{I_{sc}V_{oc}} = \frac{I_p V_p}{I_{sc} V_{oc}} \quad \eta = \frac{P_{max}}{P_{inc.light}} = \frac{I_{sc} V_{oc} ff}{P_{inc.light}}$$

	Single Shelter	10 Shelters	100 Shelters
5%	3.8 kW	38 kW	380 kW
10%	7.6 kW	76 kW	760 kW
15%	11.4 kW	114 kW	1.14 MW
20%	15.2 kW	152 kW	1.52 MW

Standard Test Conditions

- AM 1.5 Illumination 1000 W/m²
- 25 ° C







Flexible Thin Film PV with Efficiencies of 15–20% or greater

Potential Advantages

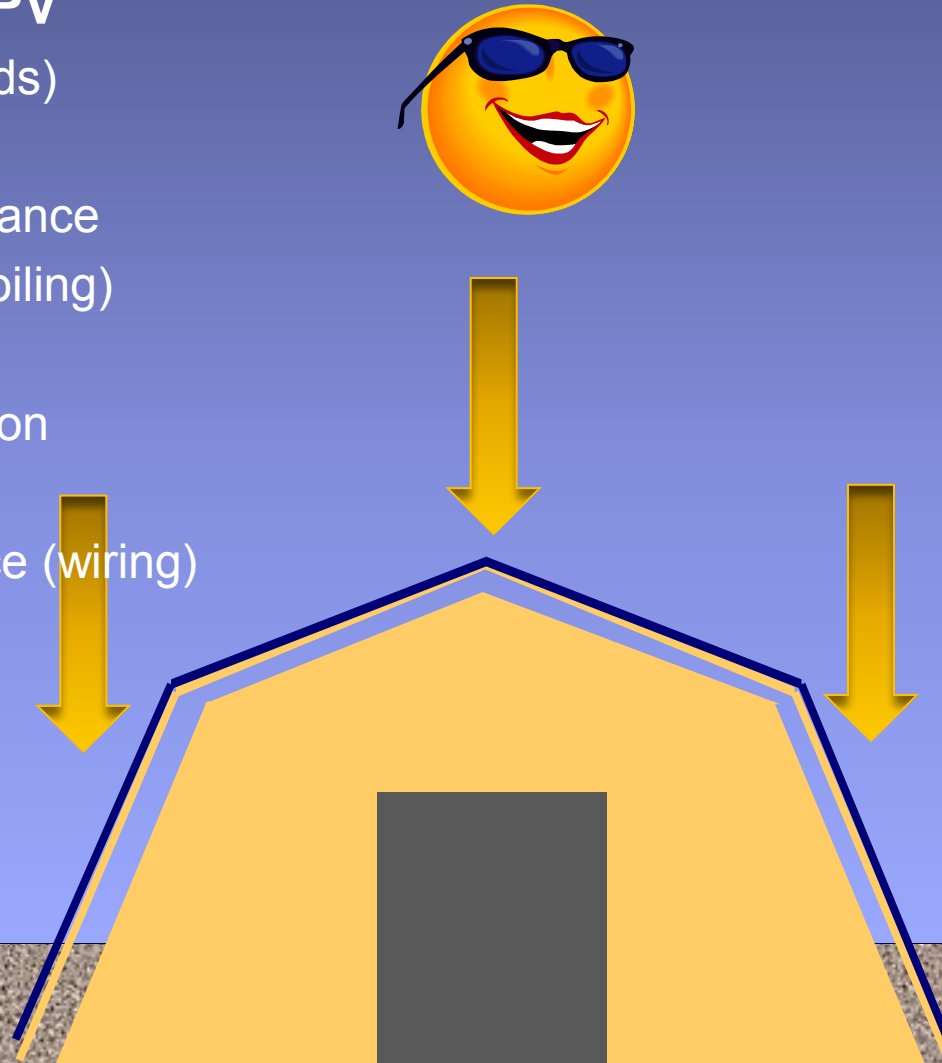
- Bifacial Configuration
- Transparency for Power Windows
- Outperforms a-Si
- Compatible with Roll-to-Roll Processing
- Inexpensive





- **Loss Factors of PV**

- Irradiance (clouds)
- Partial shading
- Production tolerance
- Dirt and dust (soiling)
- Incident angle
- Shelter orientation
- Temperature
- Series resistance (wiring)
- Inverters (BOS)





Renewable Energy Tent City Real World Energy Dynamics Study



Reliability & Durability

- Visual Inspections
- I-V Characteristics

Performance Degradation

- Energy Availability
- Actual Power Generated
- Temperature Vs. Performance

Facility And Utility Demand Reduction

- Reduction/Increase In Thermal Load
- Power Demand





Data acquisitions systems and components have been installed to obtain the operational data from the systems on a daily basis. The data from these systems are brought in to be analyzed to evaluate performance. Data is recorded at various time intervals.

Data Acquisitions and Components:

- FieldPoint
- Current, Voltage, and Power Transducers
- POA Pyranometers
- Solar Tracking Pyranometer
- Weather Station
- kWh Meter

Parameters being monitored:

- Solar Module Temperatures
- Ambient Temperature
- Wind Speed
- Wind Direction
- Humidity
- Solar Irradiance
- Fuel Cell Generated Power
- PV Amperage & Voltage
- Shelter Loads
- Battery System



Questions?