



**Thermal and FTIR Characterization of Poly  
(4-vinylpyridine) Crosslinked with Metal Salts**

**by Nicole E. Zander, Joshua A. Orlicki, and Adam M. Rawlett**

**ARL-TR-5108**

**March 2010**

## **NOTICES**

### **Disclaimers**

The findings in this report are not to be construed as an official Department of the Army position unless so designated by other authorized documents.

Citation of manufacturer's or trade names does not constitute an official endorsement or approval of the use thereof.

Destroy this report when it is no longer needed. Do not return it to the originator.

# **Army Research Laboratory**

Aberdeen Proving Ground, MD 21005

---

---

**ARL-TR-5108**

**March 2010**

---

## **Thermal and FTIR Characterization of Poly (4-vinylpyridine) Crosslinked with Metal Salts**

**Nicole E. Zander, Joshua A. Orlicki, and Adam M. Rawlett  
Weapons and Materials Research Directorate, ARL**

# REPORT DOCUMENTATION PAGE

*Form Approved*  
OMB No. 0704-0188

Public reporting burden for this collection of information is estimated to average 1 hour per response, including the time for reviewing instructions, searching existing data sources, gathering and maintaining the data needed, and completing and reviewing the collection information. Send comments regarding this burden estimate or any other aspect of this collection of information, including suggestions for reducing the burden, to Department of Defense, Washington Headquarters Services, Directorate for Information Operations and Reports (0704-0188), 1215 Jefferson Davis Highway, Suite 1204, Arlington, VA 22202-4302. Respondents should be aware that notwithstanding any other provision of law, no person shall be subject to any penalty for failing to comply with a collection of information if it does not display a currently valid OMB control number.

**PLEASE DO NOT RETURN YOUR FORM TO THE ABOVE ADDRESS.**

<b>1. REPORT DATE (DD-MM-YYYY)</b> March 2010		<b>2. REPORT TYPE</b> Final		<b>3. DATES COVERED (From - To)</b> October 2008 to July 2009	
<b>4. TITLE AND SUBTITLE</b> Thermal and FTIR Characterization of Poly (4-vinylpyridine) Crosslinked with Metal Salts				<b>5a. CONTRACT NUMBER</b>	
				<b>5b. GRANT NUMBER</b>	
				<b>5c. PROGRAM ELEMENT NUMBER</b>	
<b>6. AUTHOR(S)</b> Nicole E. Zander, Joshua A. Orlicki, and Adam M. Rawlett				<b>5d. PROJECT NUMBER</b>	
				<b>5e. TASK NUMBER</b>	
				<b>5f. WORK UNIT NUMBER</b>	
<b>7. PERFORMING ORGANIZATION NAME(S) AND ADDRESS(ES)</b> U.S. Army Research Laboratory ATTN: RDRL-WMM-A Aberdeen Proving Ground, MD 21005				<b>8. PERFORMING ORGANIZATION REPORT NUMBER</b>  ARL-TR-5108	
<b>9. SPONSORING/MONITORING AGENCY NAME(S) AND ADDRESS(ES)</b>				<b>10. SPONSOR/MONITOR'S ACRONYM(S)</b>	
				<b>11. SPONSOR/MONITOR'S REPORT NUMBER(S)</b>	
<b>12. DISTRIBUTION/AVAILABILITY STATEMENT</b> Approved for public release; distribution unlimited.					
<b>13. SUPPLEMENTARY NOTES</b>					
<b>14. ABSTRACT</b> We investigated the physical properties and degree of crosslinking of poly (4-vinylpyridine) (P4VP) blended with transition metal salts using differential scanning calorimetry (DSC) and thermal gravimetric analysis (TGA). The glass transition temperature ( $T_g$ ) of the blends increased significantly upon addition of zinc (Zn) and copper (II) (Cu) salts. $T_g$ enhancement was found to be highly dependent upon the type and loading of the metal salt. A maximum increase of 70 °C was observed at 0.25 molar equivalents of Zn cation. Ash content from TGA was highest for the 0.25 zinc salt loading, indicating that the maximum amount of metal ion was incorporated into the polymer at this concentration. Fourier transform infrared spectroscopy (FTIR) provided confirmation that transition metal coordination between the Zn cation and the pyridine nitrogens occurred, and allowed for the quantification of pyridine binding.					
<b>15. SUBJECT TERMS</b> P4VP, $T_g$ , FTIR, DSC, TGA, coordination chemistry					
<b>16. SECURITY CLASSIFICATION OF:</b>			<b>17. LIMITATION OF ABSTRACT</b>  UU	<b>18. NUMBER OF PAGES</b>  18	<b>19a. NAME OF RESPONSIBLE PERSON</b> Nicole E. Zander
<b>a. REPORT</b> Unclassified	<b>b. ABSTRACT</b> Unclassified	<b>c. THIS PAGE</b> Unclassified			<b>19b. TELEPHONE NUMBER (Include area code)</b> (410) 306-1965

---

## Contents

---

<b>List of Figures</b>	<b>iv</b>
<b>List of Tables</b>	<b>iv</b>
<b>1. Background</b>	<b>1</b>
<b>2. Materials and Methods</b>	<b>1</b>
2.1 Materials.....	1
2.2 Methods.....	2
2.3 Instrumental Analysis.....	2
<b>3. Results and Discussion</b>	<b>2</b>
<b>4. Conclusions</b>	<b>9</b>
<b>5. References</b>	<b>10</b>
<b>Distribution List</b>	<b>11</b>

---

## List of Figures

---

Figure 1. The glass transition temperatures as determined by DSC of P4VP/Zn complexes at various molar equivalent loadings of ZnCl <sub>2</sub> . .....	3
Figure 2. TGA (left) and DTGA (right) spectrum of P4VP. ....	5
Figure 3. DTGA spectrum of P4VP with 0.11 molar equivalents Zn.....	6
Figure 4. Remaining ash of the P4VP/Zn complex as a function of Zn loading as determined by TGA. ....	6
Figure 5. Possible tetrahedral coordination complexation of ZnCl <sub>2</sub> with P4VP. ....	6
Figure 6. Weight percent ZnCl <sub>2</sub> added versus total weight percent remaining as determined by TGA. ....	7
Figure 7. FTIR spectra of P4VP recorded at varying molar equivalent ratios of Zn <sup>2+</sup> : P4VP. The peak on the right corresponds to the uncoordinated pyridine rings whereas the peak on the left at 1620 cm <sup>-1</sup> represents the fraction of the coordinated pyridine rings in the polymer. ....	8
Figure 8. Area fraction of coordinated pyridine rings versus molar equivalent Zn <sup>2+</sup> added as determined by FTIR spectrums.....	8

---

## List of Tables

---

Table 1. Coordination geometry and T <sub>g</sub> of metal salts coordinated with P4VP. ....	4
--	---

---

## 1. Background

---

The intermolecular association between components in blends or composite interfaces plays a critical role in governing the physical properties of the system (1). The influence of hydrogen bonding in molecular dynamics at different length scales is well known. Intermolecular bonding can suppress localized  $\beta$  motions of the polymer chains at temperatures below the glass transition temperature ( $T_g$ ) due to the formation of transient crosslinks between polymer chains. The mechanical properties, as well as aging of the polymer, are known to be related to these localized motions in the glassy state (1). Like hydrogen bonding, the addition of inorganic salts is a useful means to improve both the thermal and mechanical stability of a polymer system (1–6). Transition metal salts behave differently than low molecular weight plasticizers, in that they increase rather than decrease the  $T_g$  of the polymer by forming rigid coordination complexes. The degree of suppression of localized motion depends strongly on the strength of the interactions between the polymer backbone or pendant groups and the metal salt (6).

Poly-4-vinylpyridine (P4VP) is a polymer of interest due to its high electrical conductivity, though it suffers from low thermal and mechanical stability (2, 5). Overlap of the frontier molecular orbitals of the metal atoms with the neutral basic pyridine ligands in the polymer allows for network formation and enhanced interchain electron transfer (1). Previous research has demonstrated significant improvement in electrical conductivity of P4VP and poly-2-vinylpyridine (P2VP) with the addition of copper salts (2, 5).

Most research in this area of polymer blends has focused on using differential scanning calorimetry (DSC) and Fourier transform infrared spectroscopy (FTIR) data to qualitatively assess the degree of crosslinking. In this work, a quantitative correlation between the degree of crosslinking, and the amount of zinc salt added using thermal decomposition data and peak area integrations of FTIR spectra, is presented. In addition to zinc salts, the effect of non-covalent crosslinks with other transition, alkali, and alkaline earth metals on the physical properties of P4VP was investigated.

---

## 2. Materials and Methods

---

### 2.1 Materials

P4VP ( $M_w = 50$  kDa), zinc chloride ( $ZnCl_2$ ), copper (II) chloride ( $CuCl_2$ ), magnesium chloride ( $MgCl_2$ ), sodium chloride (NaCl), and potassium chloride (KCl) were obtained from Sigma Aldrich and used as received.

## 2.2 Methods

P4VP and metal salts at molar equivalent ratios of 1:1 to 1:100 were dissolved separately in ethanol at concentrations of approximately 10 wt % and 5 wt %, respectively. The metal ion solution was then added quickly to the stirring polymer solution, and the resulting mixture was stirred RT for 30 min. Mixtures with high loadings of metal ions, typically 1:1 to 1:10, formed insoluble complexes that were isolated by vacuum filtration, washed several times with ethanol, and dried in a vacuum oven (60 °C, 24 hr). Semi-soluble and soluble mixtures were isolated by rotary evaporation, washed with water, centrifuged, and dried.

We prepared fully protonated P4VP ( $M_w = 50,000$ ) by dissolving the polymer in methylene chloride and adding 20  $\mu\text{L}$  of a 4M HCl solution. The mixture was stirred RT for 30 min, isolated by rotary evaporation, and dried in a vacuum oven.

FITR samples were prepared by grinding 10 mg of sample with 100 mg of potassium bromide and pressing into a transparent pellet.

## 2.3 Instrumental Analysis

Infrared spectra were collected using a FTIR spectrometer (Thermo Nicolet Nexus 870 ESP), using 64 scans and  $2\text{ cm}^{-1}$  resolution. The thermal stability was characterized on a TA Instrument Thermogravimetric Analyzer (TGA Q 5000) under nitrogen flow. All samples were heated at  $10\text{ }^\circ\text{C}/\text{min}$  to  $700\text{ }^\circ\text{C}$ . Thermal properties were measured on a TA Instruments DSC with a heat/cool/heat program. All samples were heated at  $10\text{ }^\circ\text{C}/\text{min}$  to  $250\text{ }^\circ\text{C}$ , cooled  $5\text{ }^\circ\text{C}/\text{min}$  to  $-20\text{ }^\circ\text{C}$ , and then heated again at  $10\text{ }^\circ\text{C}/\text{min}$  to  $250\text{ }^\circ\text{C}$ . The glass transition temperature was taken as the point of inflection in the glass transition region. DSC and TGA data were processed using Universal Analysis software. The  $T_g$  was automatically calculated by defining the limits of the glass transition region. The derivative weight (DTGA) was used for all TGA charts.

FTIR data was imported into CasaXPS software for peak integration and processing (8).

---

## 3. Results and Discussion

---

The physical properties of P4VP changed immediately with the addition of metal salts. For high loadings of metal salts (0.11 to 1 molar equivalents of zinc ( $\text{Zn}^{2+}$ ) per P4VP nitrogen), a solid precipitate formed within seconds of addition. Lower loading levels produced either a gelatinous consistency or a soluble mixture. Molar equivalents as low as 0.01 still enhanced the physical properties of the polymer. Figure 1 displays glass transition data for the addition of  $\text{Zn}^{2+}$  to P4VP at molar equivalence ratios from 1:1 down to 1:100, respectively, as determined by DSC. As is shown, the addition of 0.01 (1:100) molar equivalents  $\text{Zn}^{2+}$  increases the  $T_g$  of neat P4VP from approximately  $147\text{ }^\circ\text{C}$  to  $153\text{ }^\circ\text{C}$ . The  $T_g$  continues to increase at higher loadings of  $\text{Zn}^{2+}$



until it reaches a maximum at a 1:4 molar equivalent ratio (220 °C), which corresponds to a 70 °C enhancement over neat P4VP. Successively higher loading showed a suppression of the  $T_g$ , although it was still enhanced over the neat material. Thus, addition of the salt restricts the mobility of the polymer chains by forming physical crosslinks, which leads to an increase in the  $T_g$  up to the maximum observed at 1  $Zn^{2+}$  for every four pyridine rings (tetrahedral coordination). The  $T_g$  drops off at higher loadings of  $Zn^{2+}$ , a condition frequently observed for polyelectrolytes (7). The strength of the polymer/salt and salt cation/anion interaction strongly governs polymer chain rigidity and intersegmental distances. Kim et al. found that for silver acetate/poly (2-ethyl-2-oxazoline) systems, the highest  $T_g$  was observed for a 1:3 molar equivalence ratio. At a 1:2 molar equivalence ratio, the  $T_g$  was decreased due to repulsion between free anions. At a 1:1 molar equivalence ratio, ion pairs started to form. Less free metal ions were, therefore, able to form transient crosslinks, which weakened the polymer-salt interaction and lead to microphase separation between the polymer and the salt, and, consequently, reduced physical properties (7).

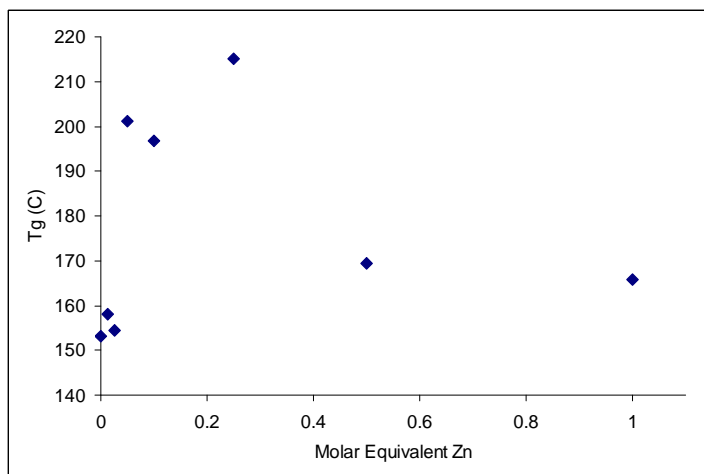


Figure 1. The glass transition temperatures as determined by DSC of P4VP/Zn complexes at various molar equivalent loadings of  $ZnCl_2$ .

We also examined the addition of HCl and other salts, including  $CuCl_2$ ,  $MgCl_2$ , NaCl, and KCl, at 0.25 molar equivalents (see table 1). HCl was added as a proof of concept to demonstrate the effect of breaking up the hydrogen bonding of the pyridine nitrogens and forming electrostatic repulsions between chains. Sodium ( $Na^+$ ) and Potassium ( $K^+$ ) represent different ligation geometry compared to  $Zn^{2+}$  and copper (II) ( $Cu^{2+}$ ), as they are monovalent rather than divalent species with larger ionic radius, and were investigated to determine whether they would have a similar effect as protonation—and, thus, electrostatic repulsion—on the thermal properties of P4VP. Magnesium ( $Mg^{2+}$ ) is a divalent ion like  $Zn^{2+}$  and  $Cu^{2+}$ , but has a smaller ionic radius and was, therefore, expected to behave somewhere in between the purely coordination bonding of  $Zn^{2+}$  and  $Cu^{2+}$  and the ionic interaction of the monovalent salts.

Table 1. Coordination geometry and  $T_g$  of metal salts coordinated with P4VP.

<b>Metal Salt</b>	<b><math>T_g</math> (°C)</b>	<b>Coordination Geometry</b>
No salt	147.13	N/A
ZnCl <sub>2</sub>	215.03	Tetrahedral
CuCl <sub>2</sub>	139.79	Square planar
NaCl	141.62	Ionic
KCl	146.62	Ionic
MgCl <sub>2</sub>	ND*	Octahedral
CaCl <sub>2</sub>	ND*	CR 3-9**

\* $T_g$  not detected, \*\*Coordination numbers 3-9 possible

Coordination of P4VP with Cu<sup>2+</sup> improved the  $T_g$  about 20 °C compared to the 70 °C enhancement with the same 0.25 molar equivalent loading of Zn<sup>2+</sup>. Higher loadings of Cu<sup>2+</sup> suppressed the  $T_g$  below neat P4VP levels. As discussed previously, Cu<sup>2+</sup> and Zn<sup>2+</sup> are both divalent, and are of similar ionic and atomic radii, but they differ by 1 d electron in their valence shells. Zn<sup>2+</sup> has a full d shell (10 electrons) and preferentially forms tetrahedral coordination with ligands, whereas Cu<sup>2+</sup> with 9 d electrons prefers a distorted tetrahedral or square planar geometry. Since the square planar geometry is less compact than tetrahedral, greater increases in interchain distance between crosslinks could result in less chain rigidity and a lower  $T_g$ .

As we expected, the  $T_g$  was suppressed by the addition of the acid (110 °C), as the electrostatic repulsion of the protonated P4VP increased interchain distances. The  $T_g$  of the NaCl and KCl/P4VP complexes also suppressed the  $T_g$  but to a much lesser extent—141 °C and 146 °C, respectively—compared to neat P4VP (147 °C). The minimal impact of the former salts can be explained by the TGA data, which showed virtually no ash remaining, indicating that essentially no salt was present in the solid P4VP/salt complex. Mg<sup>2+</sup>, on the other hand, had a large effect on the thermal properties of the system. Although the  $T_g$  of the 0.25 molar equivalent system was not able to be determined, the thermal stability of the polymer was improved slightly, as evidenced by an increase in the decomposition temperature from 400 °C to 417 °C. In addition, the 23% ash remaining suggested a high degree of complexation. Since this study focused on Zn<sup>2+</sup> coordination, further studies into the Mg/P4VP coordination may be warranted.

In order to gain further insight into the thermal changes in the P4VP system, as well as the degree of crosslinking, the thermal stability was probed with TGA. Figure 2 displays a typical TGA and DTGA spectra for native P4VP, with the weight percent shown on the left for the curve and the derivative weight on the right for the peaks. The maximum weight loss occurred at 400 °C, corresponding to degradation of the polymer backbone, and a small peak occurred at around 150 °C due to loss of moisture. Figure 3 shows the TGA spectra of P4VP with the addition of 0.11 molar equivalents of Zn<sup>2+</sup>. In this case, the maximum weight loss due to the decomposition of the backbone occurred at a slightly lower temperature (376 °C), as has been observed for other polyelectrolytes (9). A second peak of approximately 550 °C was due to the decomposition of the ZnCl<sub>2</sub>, although the salt did not burn entirely, as the final weight loss was only 85%. Figure 4 displays the remaining ash determined from TGA spectrums of various

molar equivalents of  $\text{Zn}^{2+}$  from 0.01 up to 1. The ash content increased from 0.01 up to 0.25 molar equivalent  $\text{Zn}^{2+}$ , and then decreased with higher loadings, following the same trend as the  $T_g$  data (figure 1). This suggests that the single  $\text{Zn}^{2+}$  per four pyridine nitrogens, or tetrahedral coordination of  $\text{Zn}^{2+}$ , is optimal in terms of thermal properties (see figure 5). In figure 6, the weight percent remaining is plotted as a function of weight percent  $\text{ZnCl}_2$  added. Again, the same parabolic relationship is observed, but in this case a direct comparison between the amount of  $\text{Zn}^{2+}$  added and the amount actually incorporated in the polymer can be made. For loadings of  $\text{Zn}^{2+}$  up to approximately 25 wt %, the amount added matches the weight percent remaining. For loading levels higher than 25 wt %, the weight percent remaining is greatly reduced, indicating that the excess salt was not incorporated into the polymer system. It is interesting to note that the addition of more than 25 wt % results in 10–15 wt % remaining instead of the optimal 25 wt %. As a consequence, the thermal properties of the system are reduced by adding excess zinc salt, despite the fact that this salt is not incorporated, which could be due to the formation of salt ion pairs as already discussed. The excess salt could induce destabilization of the polymer chains during the complex formation process, as crosslinks are initially formed with all or most of the zinc ions, and are later broken in the washing and drying steps. A visual inspection of the polymers formed with different amounts of  $\text{Zn}^{2+}$  appears to suggest quite different densities of the materials, depending on the amount of  $\text{Zn}^{2+}$ —with the higher loadings having lower densities.

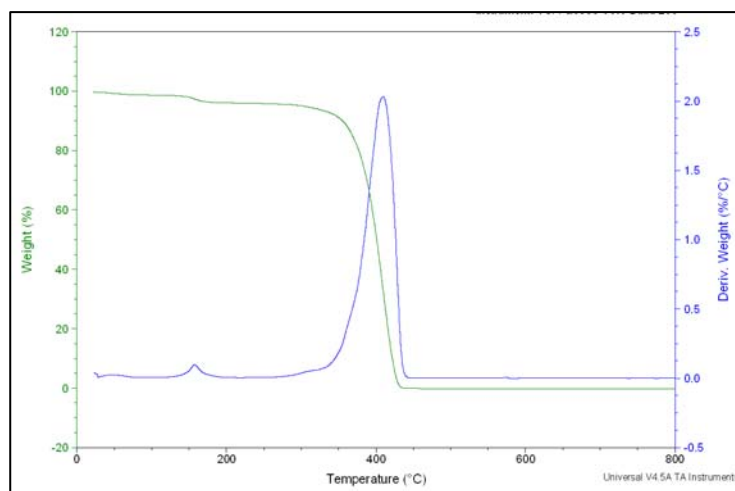


Figure 2. TGA (left) and DTGA (right) spectrum of P4VP.

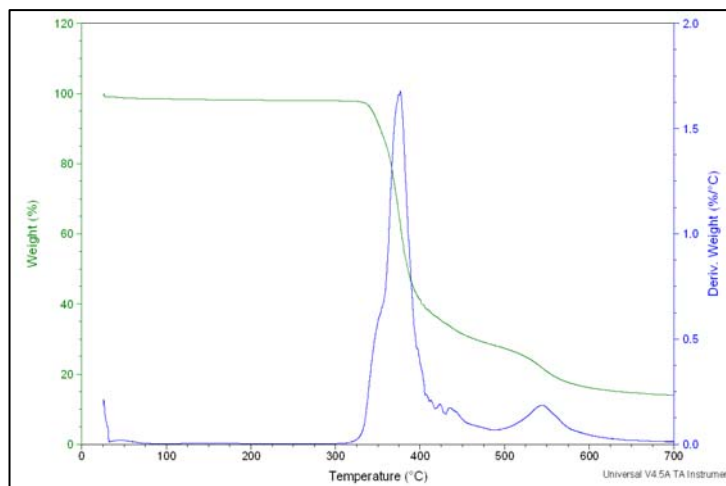


Figure 3. DTGA spectrum of P4VP with 0.11 molar equivalents Zn.

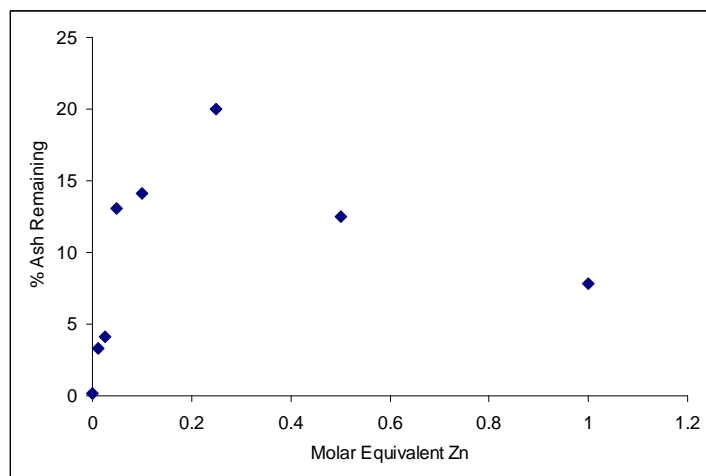


Figure 4. Remaining ash of the P4VP/Zn complex as a function of Zn loading as determined by TGA.

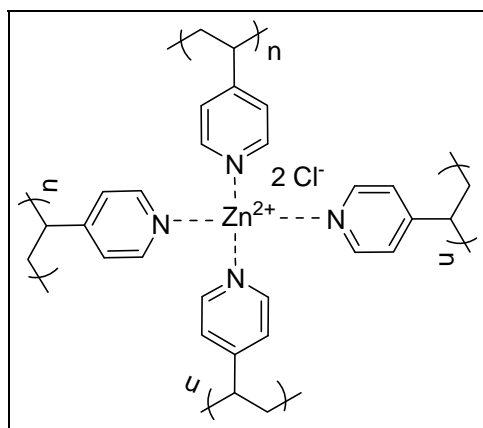


Figure 5. Possible tetrahedral coordination complexation of  $ZnCl_2$  with P4VP.

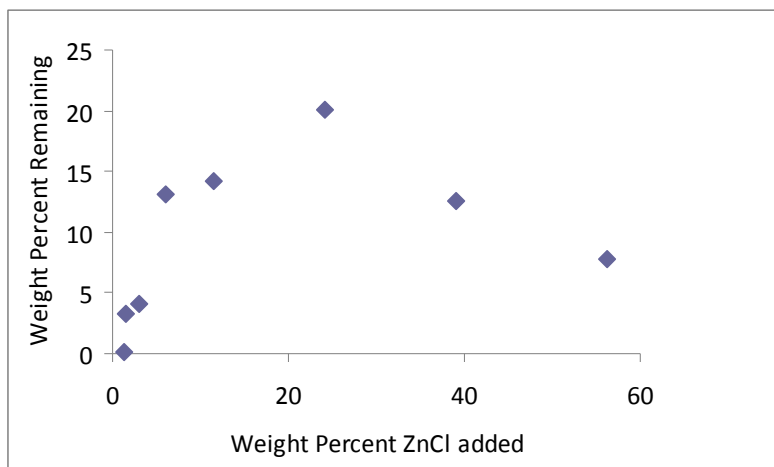


Figure 6. Weight percent  $\text{ZnCl}_2$  added versus total weight percent remaining as determined by TGA.

As evidenced by the aforementioned results, the addition of metal salts alters the thermal properties and stability of the polymer system. The thermal properties can be tailored based on the type and amount of salt added. In order to better understand how the amount added equates with the degree of crosslinking, or the actual fraction of the pyridine rings in the polymer that are coordinated, the polymer complexes were analyzed with FTIR. Figure 7 displays peaks of characteristic pyridine ring vibrations at  $1595\text{ cm}^{-1}$  for free uncoordinated rings and at  $1622\text{ cm}^{-1}$  for coordinated rings at various loadings of  $\text{Zn}^{2+}$ . As is shown, the peak height intensities follow the same trend as observed with the thermal data, in that the 1:4 molar ratio, or tetrahedral coordination of the  $\text{Zn}^{2+}$  with the pyridine rings, yields the highest fraction of the rings in the coordinated state, as evidenced by the highest relative peak intensity at  $1622\text{ cm}^{-1}$ . Integrated peak areas were determined by CasaXPS software, and the area fractions of the coordinated peaks at characteristic pyridine ring vibrations ( $1622\text{ cm}^{-1}$ ), and pyridine C-H in and out of plane bending ( $1031\text{ cm}^{-1}$ ), are shown in figure 8. The trend is parabolic with 0.25 molar equivalents of  $\text{Zn}^{2+}$  at the maximum as expected but with one variation—0.5 molar equivalents of  $\text{Zn}^{2+}$  is also at the maximum. It appears that 60% of the pyridine rings or P4VP repeat units are the most that can be crosslinked or coordinated due to electrostatic repulsion and chain entanglements, and, thus, this level is reached with both loadings of zinc salt. This suggests that the same fraction of rings are coordinated in both cases but with obvious different thermal property effects. In the former case, the amount of salt added is optimal, hence all of the added salt forms coordination crosslinks with the polymer backbone. In the latter case, only a portion of the salt added forms crosslinks, and the excess salt has a potentially destabilizing effect on the system, as discussed previously. Maximum coordination is not achieved for loadings of  $\text{Zn}^{2+}$  beyond 0.5 molar equivalents for reasons discussed previously.

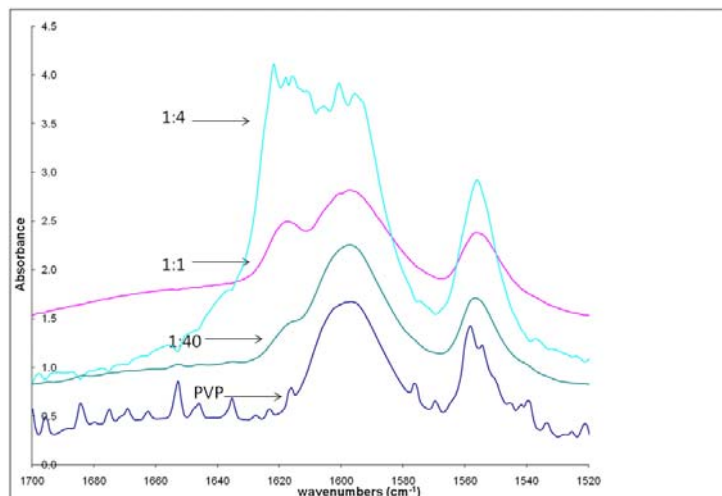


Figure 7. FTIR spectra of P4VP recorded at varying molar equivalent ratios of  $Zn^{2+}$  : P4VP. The peak on the right corresponds to the uncoordinated pyridine rings whereas the peak on the left at  $1620\text{ cm}^{-1}$  represents the fraction of the coordinated pyridine rings in the polymer.

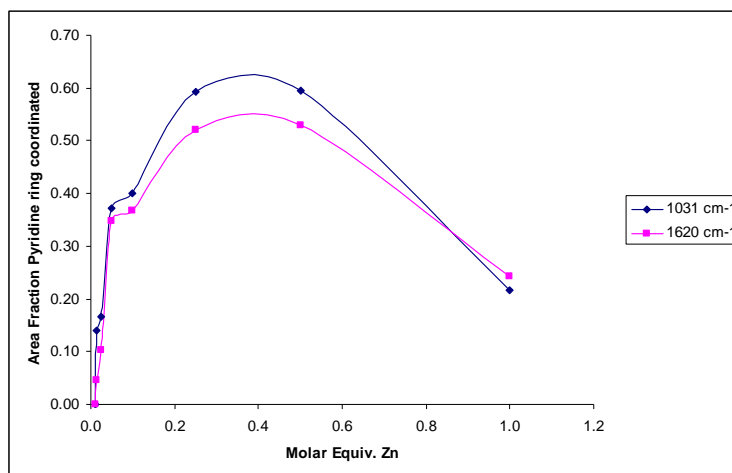


Figure 8. Area fraction of coordinated pyridine rings versus molar equivalent  $Zn^{2+}$  added as determined by FTIR spectrums.

---

## 4. Conclusions

---

The addition of metal salts to poly (4-vinyl pyridine) alters the thermal properties of the polymer, with the extent of alteration being highly dependent on the type and loading of the salt. Negligible changes in  $T_g$  were observed for ionic-based ligation, while substantial  $T_g$  enhancements were seen for coordination-based ligation. The greatest  $T_g$  enhancement of the P4VP system (70 °C) was observed with the addition of  $Zn^{2+}$  at a 0.25 molar equivalent loading. The former loading was determined to be the optimal one based on  $T_g$ , as well as ash content from TGA and a fraction of coordinated pyridine rings from FTIR data. Further characterization of these systems in order to determine material density and conductivity is of interest. In addition, a more thorough study of other salts, including  $Mg^{2+}$ , could yield even greater enhancement of the P4VP's thermal properties.

---

## 5. References

---

1. Atornigitjawat, P.; Runt, J. Ion Conduction and Polymer Dynamics of Poly(2-vinylpyridine)-lithium Perchlorate. *Journal of Physical Chemistry* **2007**, *111*, 13483–13490.
2. Rodrigues, J.; Goncalves, J.; Mangrich, A.; Soldi, V.; Bertolino, J.; Pires, A. Thermal Behavior and Electrical Conductivity of Poly(vinyl pyridine)/Copper Complexes. *Advances in Polymer Technology* **2000**, *19*, 113–119.
3. Kuo, S.; Wu, C.; Chang, F. Thermal Properties, Interactions, Morphologies, and Conductivity Behavior in Blends of Poly(vinylpyridine)s and Zinc Perchlorate. *Macromolecules* **2004**, *37*, 192–200.
4. Belfiore, L.; Graham, H.; Ueda, E. Ligand Field Stabilization in Nickel Complexes that Exhibit Extraordinary Glass Transition Temperature Enhancement. *Macromolecules* **1992**, *25*, 2935–2939.
5. Rafique, U.; Mazhar, M.; Ali, S.; Khwaja, F. Analytical and electrical studies on poly(2-vinylpyridine) and its metal complexes. *Synthetic Metals* **1996**, *78*, 73–77.
6. Belfiore, L.; Pires, A.; Wang, Y.; Graham, H.; Ueda, E. Transition-metal Coordination in Polymer Blends and Model Systems. *Macromolecules* **1992**, *25*, 1411–1419.
7. Kim, J.; Min, B.; Won, J.; Kang, Y. Analysis of the Glass Transition Behavior of Polymer-salt Complexes: An Extended Configurational Entropy Model. *Journal of Physical Chemistry* **2003**, *107*, 5901–5905.
8. Fairley, N.; Carrick, A. *The Casa Cookbook Part 1: Recipes for XPS Data Processing*; Acolyte Science: Chesire, UK, 2005.
9. Suleiman, D.; Napadensky, E.; Sloan, J.; Crawford, D. Thermogravimetric Characterization of Highly Sulfonated Poly(styrene-isbutylene-styrene) Block Copolymers: Effects of Sulfonation and Counter-ion Substitution. *Thermochimica Acta* **2007**, *460*, 35–40.



NO. OF COPIES	ORGANIZATION	NO. OF COPIES	ORGANIZATION
1 ELEC	ADMNSTR DEFNS TECHL INFO CTR ATTN DTIC OCP 8725 JOHN J KINGMAN RD STE 0944 FT BELVOIR VA 22060-6218	1	US ARMY RSRCH LAB ATTN RDRL WMM G J ORLICKI BLDG 4600 ABERDEEN PROVING GROUND MD 21005
1 CD	OFC OF THE SECY OF DEFNS ATTN ODDRE (R&AT) THE PENTAGON WASHINGTON DC 20301-3080	1	US ARMY RSRCH LAB ATTN RDRL CIM G T LANDFRIED BLDG 4600 ABERDEEN PROVING GROUND MD 21005-5066
1	US ARMY RSRCH DEV AND ENGRG CMND ARMAMENT RSRCH DEV & ENGRG CTR ARMAMENT ENGRG & TECHNLGY CTR ATTN AMSRD AAR AEF T J MATTS BLDG 305 ABERDEEN PROVING GROUND MD 21005-5001	1	US ARMY RSRCH LAB ATTN RDRL WMM A N ZANDER BLDG 4600 ABERDEEN PROVING GROUND MD 21005
1	PM TIMS, PROFILER (MMS-P) AN/TMQ-52 ATTN B GRIFFIES BUILDING 563 FT MONMOUTH NJ 07703	3	US ARMY RSRCH LAB ATTN IMNE ALC HRR MAIL & RECORDS MGMT ATTN RDRL CIM L TECHL LIB ATTN RDRL CIM P TECHL PUB ADELPHI MD 20783-1197
		TOTAL: 14 (1 ELEC, 1 CD, 12 HCS)	
1	US ARMY INFO SYS ENGRG CMND ATTN AMSEL IE TD A RIVERA FT HUACHUCA AZ 85613-5300		
1	COMMANDER US ARMY RDECOM ATTN AMSRD AMR W C MCCORKLE 5400 FOWLER RD REDSTONE ARSENAL AL 35898-5000		
1	US GOVERNMENT PRINT OFF DEPOSITORY RECEIVING SECTION ATTN MAIL STOP IDAD J TATE 732 NORTH CAPITOL ST NW WASHINGTON DC 20402		
1	US ARMY RSRCH LAB ATTN RDRL WMM G A RAWLETT BLDG 4600 RM C213 ABERDEEN PROVING GROUND MD 21005		

INTENTIONALLY LEFT BLANK.