

Approved for Public Release



Spacelift Development Plan

SMC/XR Development Planning

Approved for Public Release

Report Documentation Page

Form Approved
OMB No. 0704-0188

Public reporting burden for the collection of information is estimated to average 1 hour per response, including the time for reviewing instructions, searching existing data sources, gathering and maintaining the data needed, and completing and reviewing the collection of information. Send comments regarding this burden estimate or any other aspect of this collection of information, including suggestions for reducing this burden, to Washington Headquarters Services, Directorate for Information Operations and Reports, 1215 Jefferson Davis Highway, Suite 1204, Arlington VA 22202-4302. Respondents should be aware that notwithstanding any other provision of law, no person shall be subject to a penalty for failing to comply with a collection of information if it does not display a currently valid OMB control number.

1. REPORT DATE 2009		2. REPORT TYPE N/A		3. DATES COVERED -	
4. TITLE AND SUBTITLE Spacelift Development Plan				5a. CONTRACT NUMBER	
				5b. GRANT NUMBER	
				5c. PROGRAM ELEMENT NUMBER	
6. AUTHOR(S)				5d. PROJECT NUMBER	
				5e. TASK NUMBER	
				5f. WORK UNIT NUMBER	
7. PERFORMING ORGANIZATION NAME(S) AND ADDRESS(ES) Air Force SMC/XR Development Planning				8. PERFORMING ORGANIZATION REPORT NUMBER	
9. SPONSORING/MONITORING AGENCY NAME(S) AND ADDRESS(ES)				10. SPONSOR/MONITOR'S ACRONYM(S)	
				11. SPONSOR/MONITOR'S REPORT NUMBER(S)	
12. DISTRIBUTION/AVAILABILITY STATEMENT Approved for public release, distribution unlimited					
13. SUPPLEMENTARY NOTES The original document contains color images.					
14. ABSTRACT					
15. SUBJECT TERMS					
16. SECURITY CLASSIFICATION OF:			17. LIMITATION OF ABSTRACT UU	18. NUMBER OF PAGES 11	19a. NAME OF RESPONSIBLE PERSON
a. REPORT unclassified	b. ABSTRACT unclassified	c. THIS PAGE unclassified			



SDP Context within AFSPC LET Vision

Focus of SDP for Near, Mid & Far Term

AFSPC Vision

- **Lighter and Leaner Operations**
 - Right-sizing range infrastructure
- **More Efficient LV Acquisition**
 - Tailoring capability to today's needs
 - Posturing for tomorrow
- **User-Needs Focused**
 - EELV; NASA; NRO; Navy; MDA; Commercial
 - Telemetry most pressing user need
 - Optics, weather
- **Total Force Integration**
 - Take full advantage of Total Force

Public Safety; Assured Access; Mission Success

Requirements & Drivers

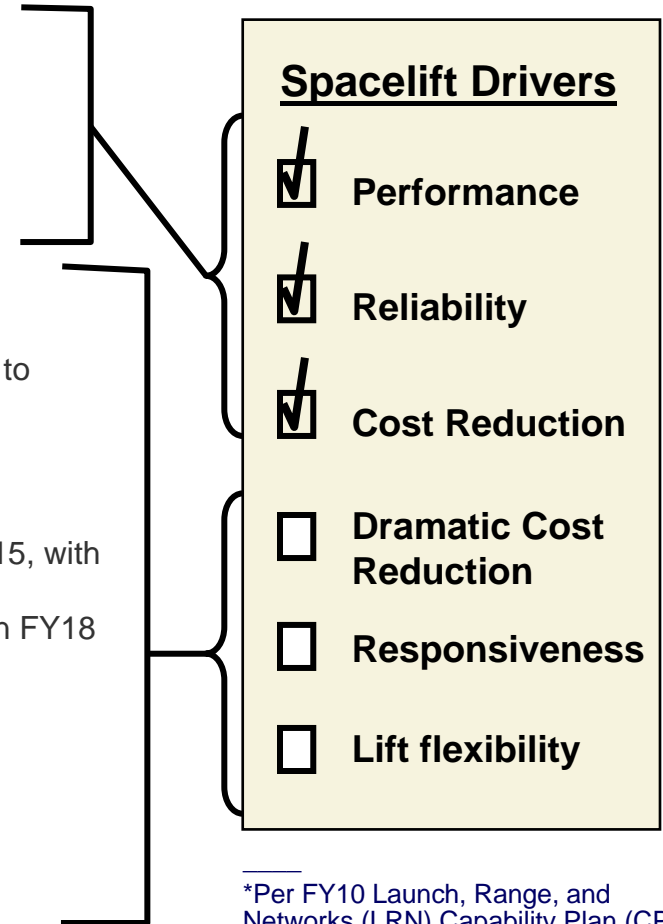
Sources

- EELV ORD AFSPC 002-93-II
 - Performance (lbs)

LEO:	17,000	GTO:	8,500
Polar:	41,000	GEO:	13,500
 - Demonstrated reliability 97% (heavy) 97.5% (all others)
 - Cost Reduction: 25% (threshold) 50% (objective)
- National Security Presidential Directive 40 (NSPD-40)
 - Dramatic improvement in reliability, responsiveness & cost
 - Encourage / facilitate U.S. commercial space transportation industry to support U.S. space transportation goals
- Spacelift "required force" roadmap*
 - EELV through 2029; Minotaur I/IV through 2019
 - Planned development for next-gen med-heavy launcher starts in FY15, with IOC in FY25
 - Planned devel for next-gen small launcher starts in FY14, with IOC in FY18

Responsive Launch, not formalized but likely to include

- ORS / PGS: 1-5 klb to LEO, equivalent
- Reconstitution / Augmentation "within days"
- Flexibility, adaptability, and assuredness



*Per FY10 Launch, Range, and Networks (LRN) Capability Plan (CP) draft, consistent with AFSPC FY10 Strategic Recapitalization Plan (SRP)

Affordable responsive lift for full range of payloads



Analysis of Future Systems

VEHICLE OPTIONS

- **Expendable**



- **Partly Reusable**

- Reusable booster with expendable upper stages



- **Fully Reusable**

- All Rocket (Two-Stage-to-Orbit (TSTO))
- All Hypersonic (TBCC + RBCC)*
- Rocket and Hypersonic (RBCC)



*TBCC = Turbine-Based Combined Cycle

*RBCC = Rocket-Based Combined Cycle

TECHNICAL FACTORS

- **Cost**
- **Reliability**
- **Reusability vs. expendability**
- **Mass fraction**
- **Margins**
- **Propulsive efficiency**
- **Operations**
- **Technology maturity**
- **Launch rates**
- **Responsiveness**

INFRASTRUCTURE





Reusable Booster System (RBS) Concept

~ Mach 3.5 - 7 Separation lowers thermal protection requirement

Spaceflight Drivers

- Performance
- Reliability
- Cost Reduction
- Dramatic Cost Reduction
- Responsiveness
- Lift flexibility

Reusable Booster
+
Expendable Upper Stages

Potential

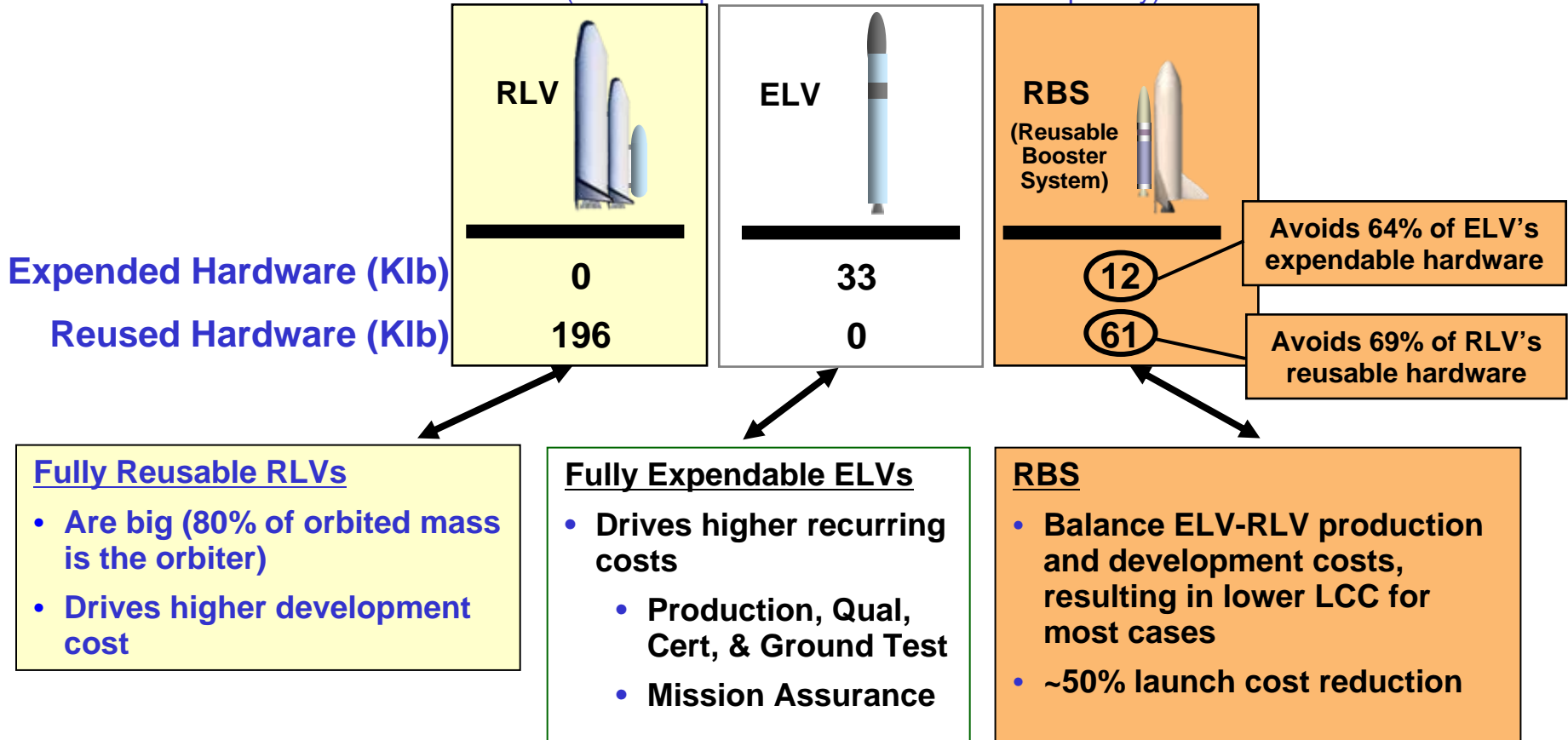
- 50% cost reduction
- 48-hr booster turn-around
- Flexible basing

Lowest life cycle cost for likely launch rates



Effects of Reusability and Expendability

(This example based on 15 Klb to LEO capability)



Reusable booster with expendable upper stages is an optimum combination to reduce launch cost.



Difference between Reusable 'Manned' Orbiter and 'Unmanned' Reusable Booster

Most labor-intensive systems are eliminated...

Subsystem	Shuttle Orbiter man-hrs/flight	Reusable Booster	Explanation
Thermal Protection Tiles (TPS)	18,914	10's of man-hours	Not needed. Thermal environment 20x less than orbiter.
Crew Support Systems	15,893	Subsystem Eliminated	Not needed. Reusable booster is an unmanned vehicle.
Toxic Aux. Power Unit (APU)	8,056	Subsystem Eliminated	Not needed. Batteries provide power for actuation.
H2/O2 Fuel Cells	2,487	Subsystem Eliminated	Not needed. Batteries provide power.
Orbital Maneuvering System (OMS)	3,848	Subsystem Eliminated	Not needed. No on-orbit operations.

Increasing margin increases system life

Block 1 Main Engines	R/R Every Flight	R/R Every 10 th Flight	15% Operating Margin – Longer Life
----------------------	------------------	-----------------------------------	------------------------------------

Eliminating orbit environment, short flight time, and increasing margins simplifies remaining systems

Hydraulics / On-Orbit Thermal Control / Reaction Control System / Data System / etc.

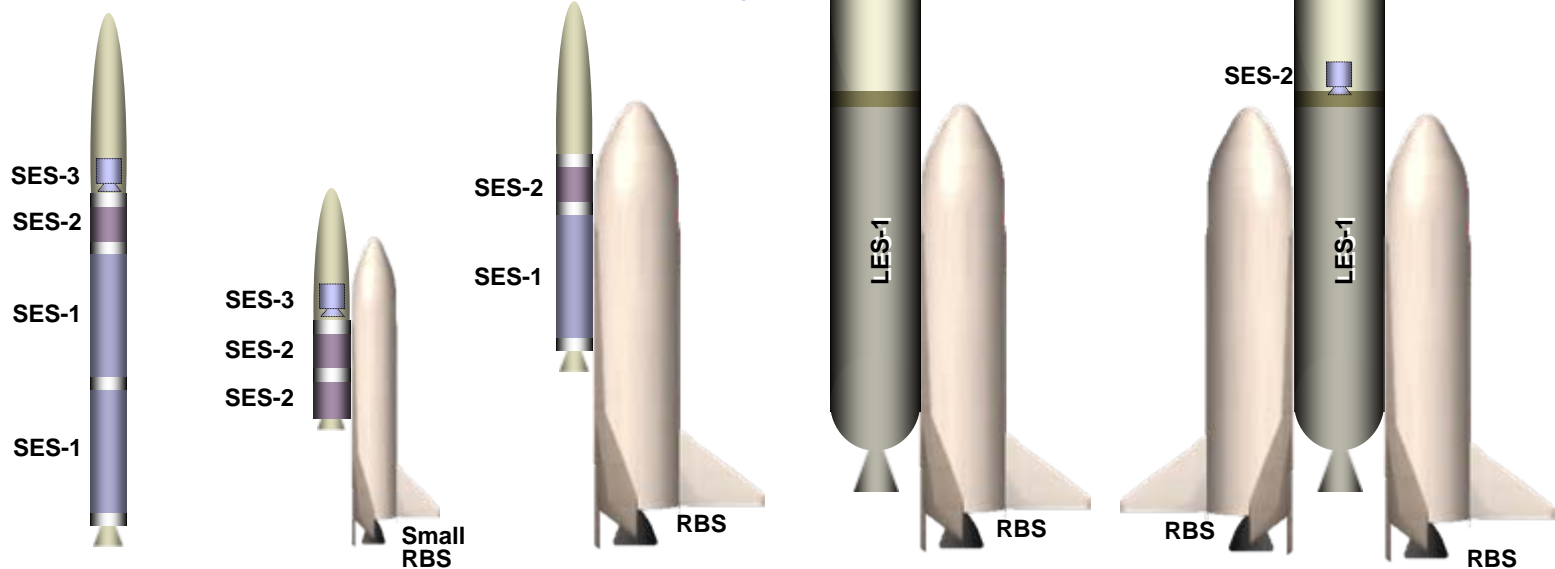
Reusable booster avoids complexities and maintenance needs of a reusable orbiter

Architecture Example

- *Modular architecture, utilizing a few common elements*
- *Low-cost lift for wide range of payloads*
- *Expendable stages can be new / modified*
 - *Also suitable for air-launched capability*

Spacelift Drivers

- Performance
- Reliability
- Cost Reduction
- Dramatic Cost Reduction
- Responsiveness
- Lift flexibility



	Small	Small	Med-Lite	Medium	Heavy
Lb to LEO	5,000	5,000	16,500	50,000	64,000
Cost savings	0	~33%	~50%	~50%	~50%
Approx IOC	2015-2020	2019	2025	2025	2030

SES = Small Expendable Stage, LES = Large Expendable Stage



Path to the Future: RBS Demo



AFRL Budget Supports

- **FAST X-vehicle size ground experiment**
- **Sub X-vehicle class flight experiment**

Cost & Ops databases

Safe return-to-base validation

Controllability characteristics

System integration and performance

- **Structure / Tanks / Thermal**
- **Reusable Propulsion**
- **Mechanical / Electrical / Comm**
- **Design Tools**
- **Health Management for Quick Turn**

Autonomous flight control demo

Upper stage sep characteristics data

Risk Reduction for operational system

Demos: Integrated Guidance & Control, Flight Structure, & Aero Flight



Gen. Kehler's Perspective

- On 20 Jan, SMC/XR briefed SDP to Gen. Kehler
- **Gen. Kehler feedback:**
 - Acknowledged RBS conceptual approach in lowering launch cost and improving responsiveness
 - Supports AFRL funded RBS demonstration to verify affordability and operability estimates
 - Socialize the SDP with the National Security Space Enterprise and NASA
- **Gen. Kehler direction:**
 - Expand SDP to provide a comprehensive plan that encompasses a wider set of missions, e.g., NASA, strike, missile defense, and commercial
 - Must address space debris control/abatement and other political requirements
 - No decision on EELV follow-on until integrated SDP is complete/approved
 - A5 to develop revised (broader) Initial Capabilities Document (ICD)
 - AFSPC/SMC to investigate FY12 POM opportunities to partner with AFRL and increase RBS demo capability



SDP Way Ahead

- Socialize SDP with National Security Space Enterprise
 - **USECAF**
 - **SAF/USA**
 - **OSD ATL**
 - **NRO**
 - **AF-NASA Partnership Council**
- Coordinate with NASA, MDA, & PGS
 - **Expand the SDP ICD Requirements**
- Obtain industry input
 - **Industry Day**
- Establish demonstrator as top technology priority
 - **Form team to plan demonstrator risk reduction, demonstrator objectives, and required funding**