



---

# **Selected WDM Military Interests**

**Steve Pappert & Bill Jacobs**  
**SPAWAR Systems Center, San Diego (SPAWARSYSCEN)**

**DARPA WDM WORKSHOP**  
**28 JUN 01**

# Report Documentation Page

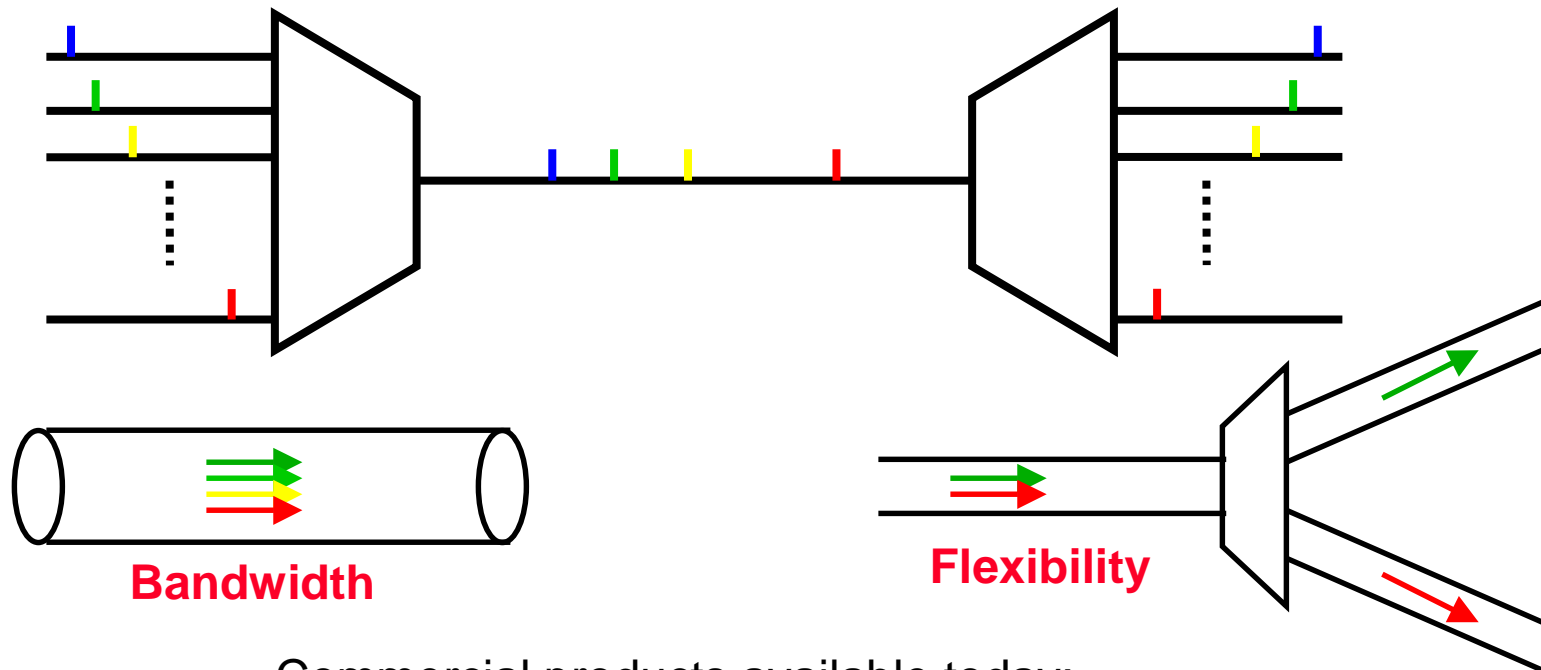
Form Approved  
OMB No. 0704-0188

Public reporting burden for the collection of information is estimated to average 1 hour per response, including the time for reviewing instructions, searching existing data sources, gathering and maintaining the data needed, and completing and reviewing the collection of information. Send comments regarding this burden estimate or any other aspect of this collection of information, including suggestions for reducing this burden, to Washington Headquarters Services, Directorate for Information Operations and Reports, 1215 Jefferson Davis Highway, Suite 1204, Arlington VA 22202-4302. Respondents should be aware that notwithstanding any other provision of law, no person shall be subject to a penalty for failing to comply with a collection of information if it does not display a currently valid OMB control number.

1. REPORT DATE <b>28 JUN 2001</b>		2. REPORT TYPE <b>N/A</b>		3. DATES COVERED <b>-</b>	
4. TITLE AND SUBTITLE <b>Selected WDM Military Interests</b>				5a. CONTRACT NUMBER	
				5b. GRANT NUMBER	
				5c. PROGRAM ELEMENT NUMBER	
6. AUTHOR(S)				5d. PROJECT NUMBER	
				5e. TASK NUMBER	
				5f. WORK UNIT NUMBER	
7. PERFORMING ORGANIZATION NAME(S) AND ADDRESS(ES) <b>SPAWAR Systems Center San Diego, CA</b>				8. PERFORMING ORGANIZATION REPORT NUMBER	
9. SPONSORING/MONITORING AGENCY NAME(S) AND ADDRESS(ES)				10. SPONSOR/MONITOR'S ACRONYM(S)	
				11. SPONSOR/MONITOR'S REPORT NUMBER(S)	
12. DISTRIBUTION/AVAILABILITY STATEMENT <b>Approved for public release, distribution unlimited</b>					
13. SUPPLEMENTARY NOTES <b>DARPA/MTO Workshop held June 28-29, 2001, at the Los Angeles International Airport Marriott, The original document contains color images.</b>					
14. ABSTRACT					
15. SUBJECT TERMS					
16. SECURITY CLASSIFICATION OF:			17. LIMITATION OF ABSTRACT	18. NUMBER OF PAGES	19a. NAME OF RESPONSIBLE PERSON
a. REPORT <b>unclassified</b>	b. ABSTRACT <b>unclassified</b>	c. THIS PAGE <b>unclassified</b>			

# Wavelength Division Multiplexing (WDM) Commercial Technology

WDM uses multiple wavelengths of light to increase the *bandwidth* and architectural *flexibility* of a fiber optic networking system.



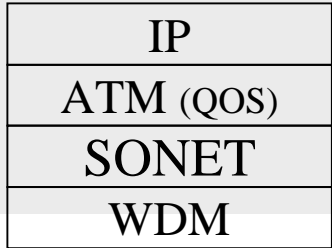
Commercial products available today:

2 to 100+ wavelengths (DWDM/CWDM)

> 400 Gb/s capacity

# Evolution of IP Photonic Networks

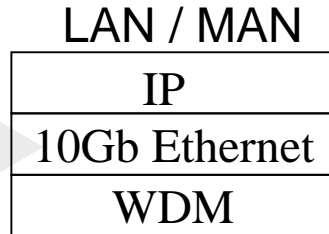
Trend towards less network management



1998



2001



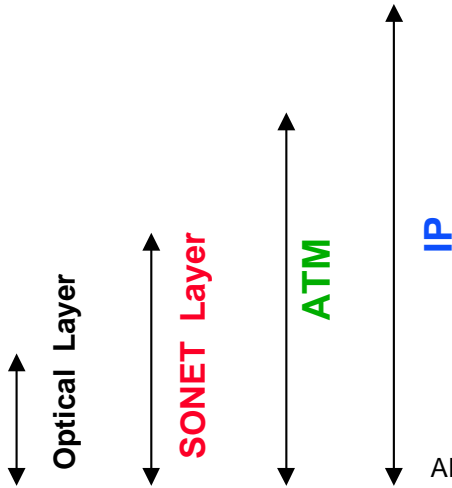
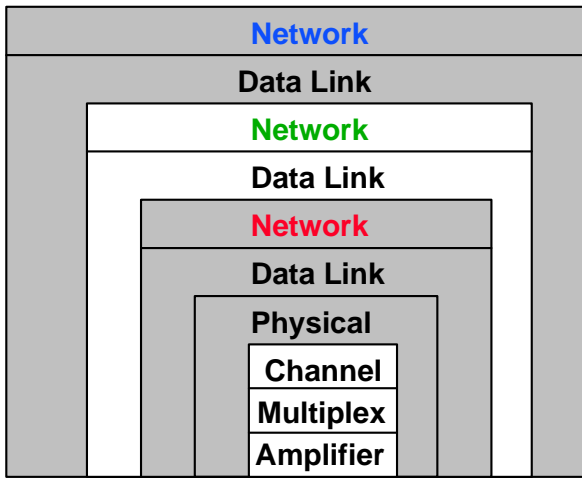
2004

Along with Ethernet technology, WDM technology will become prominent in Metro Area Networking (MAN) and Local Area Networking (LAN) topologies.

---

Military platform networking most resembles the MAN environment with high priority on Quality of Service (QoS).

Level 3 and below



# WDM Technology

## Commercial implementations

- mature technology for long haul **high bandwidth** networks (DWDM)
- recent commercial implementation in MANs and SCM access
- many system implementation competitors (Lucent, Nortel, Ciena, AT&T,..)
- many component suppliers (JDSU, Corning, Lucent, Nortel, Alcatel, Agere, ...)

## Research and Development

- Components
- Applications, e.g., CWDM  
Ethernet; optical packet  
switching

Narrow band laser transmitters / VCSELs	Photodiode receivers
Optical multiplexers / demultiplexer	Optical amplifiers
Fiber Bragg gratings	Add-drop filters
Narrow band optical filters	Wavelength converters
External modulators	Optical switches
MEMS devices	Integrated optical circuits

## Military can leverage on commercial WDM investment

- future bandwidth requirements
- **additional** Navy/DOD requirements and applications

# Military WDM Technology

## A few areas of military WDM interest:

- **Network ruggedization**
  - **Mixed signal antenna networking**
  - **Optical signal processing**
  - **Optical domain microwave filtering**
- Need to differentiate required technology from ongoing **commercial activities**
- Need to differentiate required technology from **DARPA AOSP** Program requirements

# Need for Advanced Mixed Signal Optical Networking

## Current Optical Networking Technology

### High-speed digital networks

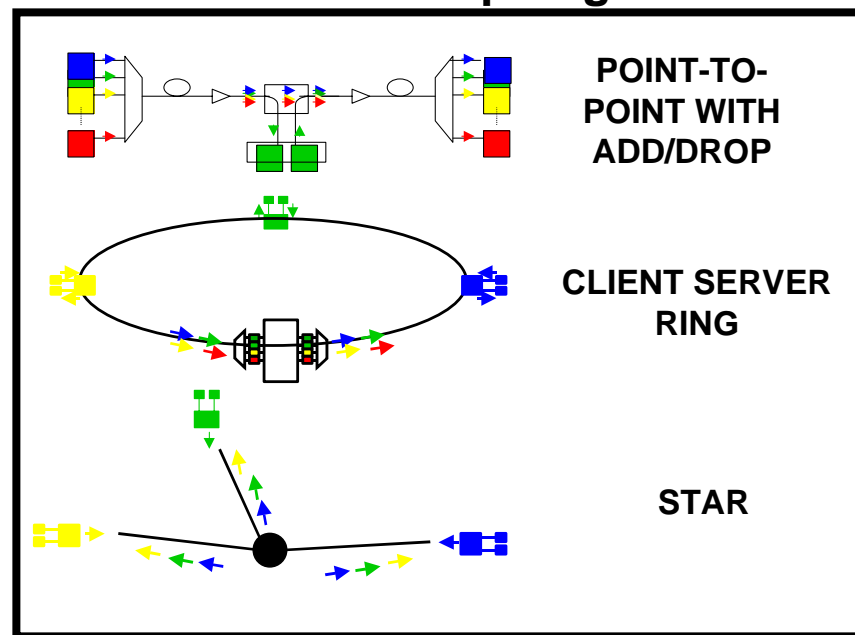
- 10 Gb ethernet
- WDM with >100 channel throughput

### High-speed RF networks

- Low loss microwave fiber optic links
- High dynamic range links
- >40 GHz bandwidth available
- Sub-Carrier Multiplexing (SCM)

[CATV, MAN]

### Network Topologies



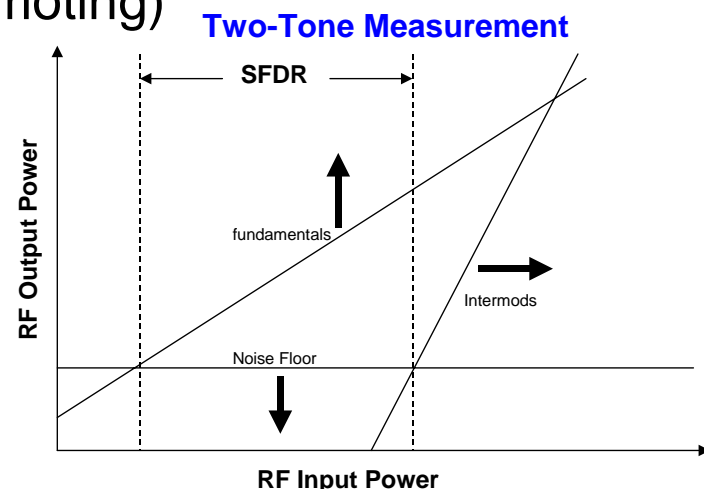
## Future Military Optical Networking Vision

High-capacity mixed signal SCM/WDM fiber-optic networks satisfying Military Vision 2020 platform requirements.

# High Bandwidth / High Fidelity / High Sensitivity Military RF Networking Issues

- SIGINT/RADAR/COMMS: >80 dB SFDR typical with close to thermal limited RF detection
- *Wideband* military requirements much more demanding than commercial applications that require either *Fidelity* at high input RF powers (CATV) OR *Sensitivity* with lower dynamic range (Wireless Remoting)

Can military RF signals share a common WDM backbone network with digital signals???

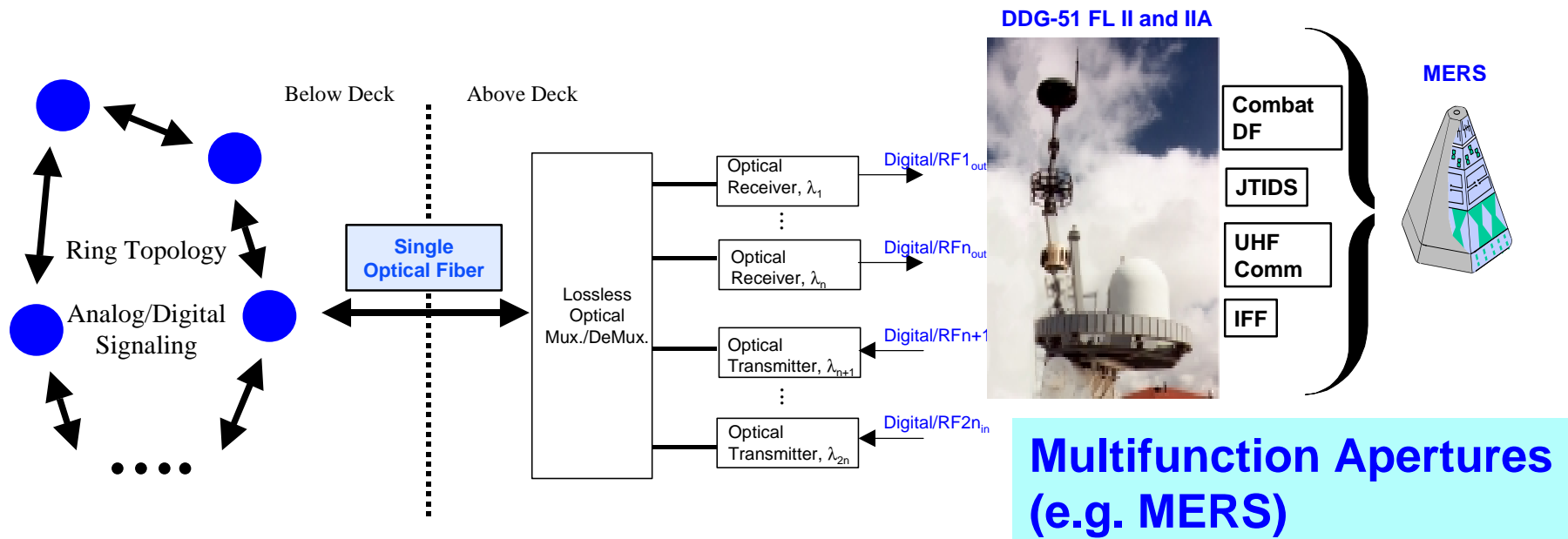


## RF Network Components

- Modulators (efficiency, linearity, bandwidth)
- Lasers (DFB; FP; VCSEL) (power, efficiency; amplitude noise, linearity, bandwidth)
- Receivers (efficiency, power handling)
- Fibers (MMF; SMF) (modal, polarization, and chromatic dispersion)
- EDFAs (noise figure, optical bandwidth)
- MUX/DEMUX/ADD/DROP/COUPLERS (loss, isolation, polarization sensitivity)
- Switch Arrays (loss, isolation, polarization sensitivity)



# WDM/SCM Sensor & Platform Information Networking



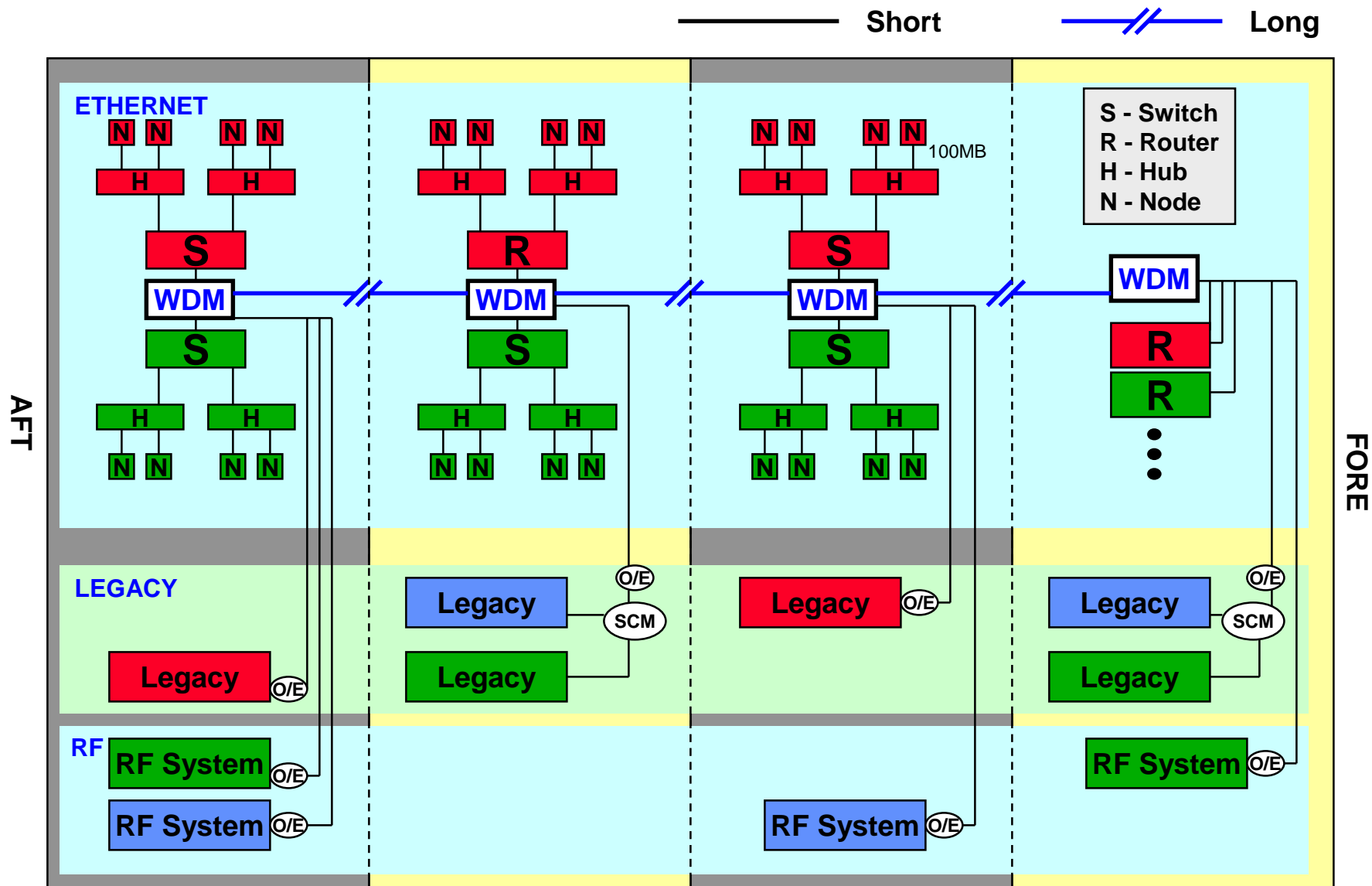
- Network accommodates **ANALOG** and **DIGITAL** signaling
- Useful for **Vision 2020** military networks and multifunction antennas
- Sensor and network information available in real-time on demand
- **WDM** provides increased flexibility, reduced installation & servicing time

Remaining R&D Challenges:

1. Improved **Analog WDM** fiber optic link performance
2. **Integration & Packaging** of SCM/WDM link components

# Future Shipboard Networking

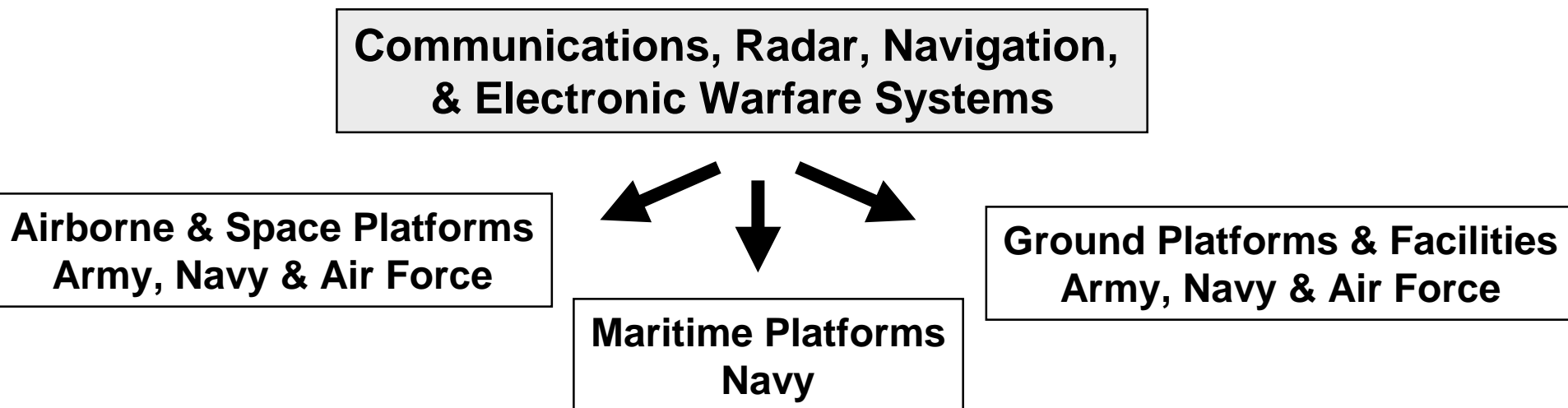
## Connections via WDM backbone



# Microwave Photonic Signal Processing System Capabilities

- Optical Domain RF Frequency Conversion & Filtering
- Optical True-Time-Delay (TTD) RF Beamforming
- Fiber Optic Delay Line RF Signal Processing

## Military RF System Insertion Targets

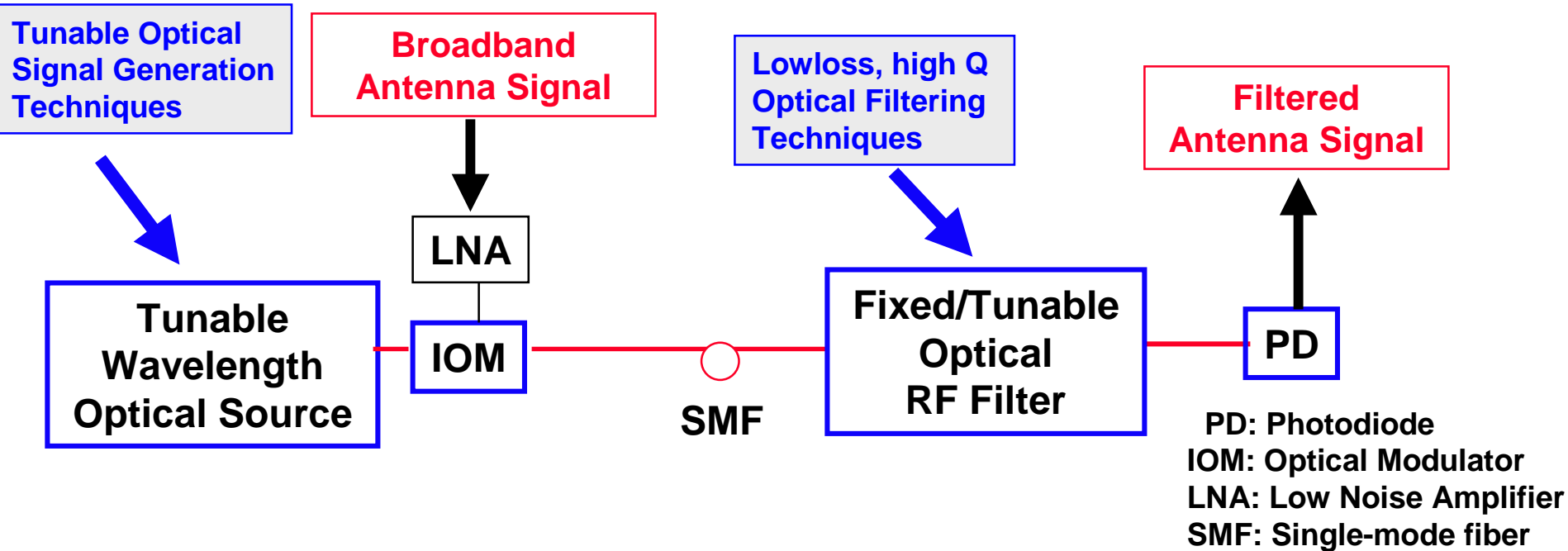


# Microwave Photonic Signal Processing

## Example

APPROVED FOR PUBLIC RELEASE, DISTRIBUTION UNLIMITED

### Optical Domain Microwave Filtering (All Optical Superheterodyne Receiver)

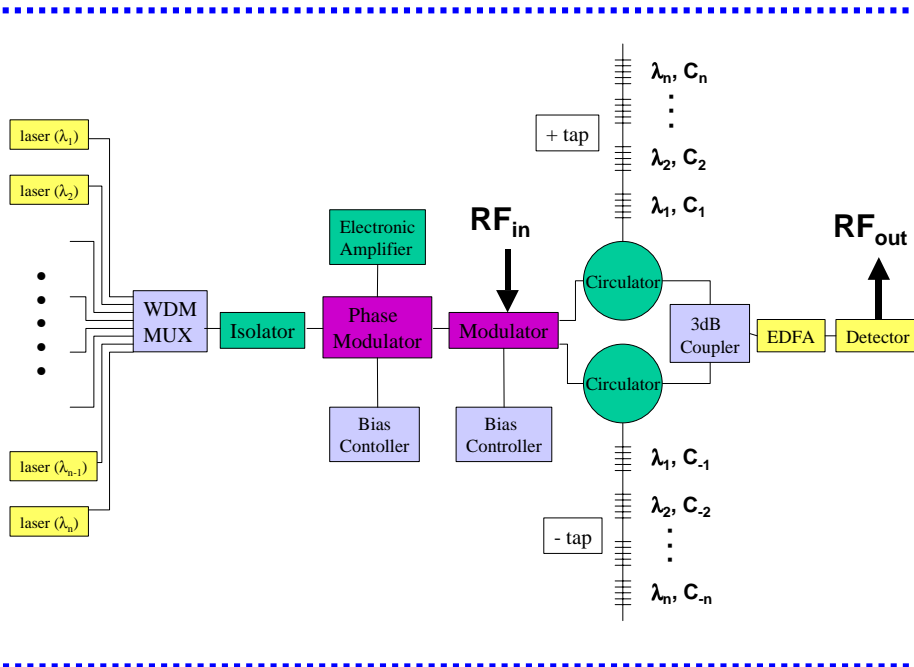


- Eliminates need for electronic mixer (reduced front-end complexity)
- Incorporates pre-selector filtering in optical domain
- Builds upon commercial DWDM telecommunications and millimeter-wave fiber-radio system technologies

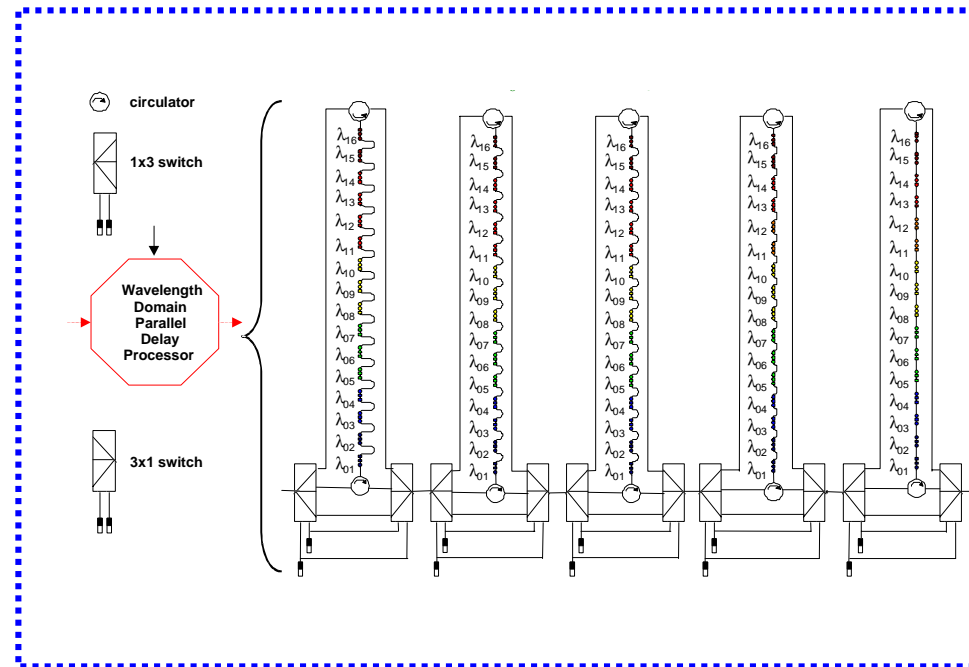
# Microwave Photonic Signal Processing

## Example

## WDM Based Signal Processors



**RF PHOTONIC FRONT-END  
TRANSVERSAL FILTER**



**WIDEBAND OPTICALLY MULTIPLEXED  
TTD BEAMFORMING ARCHITECTURE**

- Wavelength dispersive signal processing architectures
  - Fast tunable lasers
  - Broadband optical sources

# Enabling WDM Component Technologies


## WDM-Based Building Block Examples:

- High channel isolation (>40 dBo), polarization independent passive components
- Fiber Bragg Grating (FBG) arrays
- High-speed (<1  $\mu$ sec) tunable optical filters
- Optical domain tunable microwave filters
- High-performance digital/analog WDM transmitter arrays
- High power, low noise, wavelength selectable laser diodes
- High-speed tunable lasers (continuous and discrete)
- High power, spectrally equalized supercontinuum optical sources
- Optically broadband E-O modulators/switches
- Low loss WDM optical switching arrays
- Ruggedized Erbium Doped Fiber Amplifiers (EDFAs)

**Proposed Program Goal: Integrated WDM Modules & Functionality**

## Grand Challenges

Low cost  
Size, weight and power  
Environmental stability



**Advanced Fabrication,  
Integration & Packaging**