



DEPARTMENT OF DEFENSE BASE STRUCTURE REPORT FISCAL YEAR 2009 BASELINE (A Summary of DoD's Real Property Inventory)



OFFICE OF THE DEPUTY UNDER SECRETARY OF DEFENSE
(INSTALLATIONS & ENVIRONMENT)

Report Documentation Page

Form Approved
OMB No. 0704-0188

Public reporting burden for the collection of information is estimated to average 1 hour per response, including the time for reviewing instructions, searching existing data sources, gathering and maintaining the data needed, and completing and reviewing the collection of information. Send comments regarding this burden estimate or any other aspect of this collection of information, including suggestions for reducing this burden, to Washington Headquarters Services, Directorate for Information Operations and Reports, 1215 Jefferson Davis Highway, Suite 1204, Arlington VA 22202-4302. Respondents should be aware that notwithstanding any other provision of law, no person shall be subject to a penalty for failing to comply with a collection of information if it does not display a currently valid OMB control number.

1. REPORT DATE 2009		2. REPORT TYPE		3. DATES COVERED 00-00-2009 to 00-00-2009	
4. TITLE AND SUBTITLE Department of Defense Base Structure Report Fiscal Year 2009 Baseline (A Summary of DoD's Real Property Inventory)				5a. CONTRACT NUMBER	
				5b. GRANT NUMBER	
				5c. PROGRAM ELEMENT NUMBER	
6. AUTHOR(S)				5d. PROJECT NUMBER	
				5e. TASK NUMBER	
				5f. WORK UNIT NUMBER	
7. PERFORMING ORGANIZATION NAME(S) AND ADDRESS(ES) Office of the Dep Under Secretary of Defense ,(Installations & Environment),3400 Defense Pentagon,Washington,DC,20301-3400				8. PERFORMING ORGANIZATION REPORT NUMBER	
9. SPONSORING/MONITORING AGENCY NAME(S) AND ADDRESS(ES)				10. SPONSOR/MONITOR'S ACRONYM(S)	
				11. SPONSOR/MONITOR'S REPORT NUMBER(S)	
12. DISTRIBUTION/AVAILABILITY STATEMENT Approved for public release; distribution unlimited					
13. SUPPLEMENTARY NOTES					
14. ABSTRACT					
15. SUBJECT TERMS					
16. SECURITY CLASSIFICATION OF:			17. LIMITATION OF ABSTRACT	18. NUMBER OF PAGES	19a. NAME OF RESPONSIBLE PERSON
a. REPORT unclassified	b. ABSTRACT unclassified	c. THIS PAGE unclassified			

**Department of Defense
Base Structure Report
FY 2009 Baseline**

I.	Introduction	DoD-2
II.	Content and Organization	DoD-2
III.	Data Sources, Reporting Criteria, and Definitions.....	DoD-4
IV.	Portfolio Summary.....	DoD-7
V.	Summary of Changes.....	DoD-20
VI.	Conclusion	DoD-20
VII.	Site Size Summaries.....	DoD-22
VIII.	Total DoD Inventory	DoD-34
IX.	Individual Service Inventories.....	DoD-96
	1. Army.....	ARMY-1
	2. Navy.....	NAVY-1
	3. Air Force	AIR FORCE-1
	4. Marine Corps	USMC-1
	5. Washington Headquarters Service.....	WHS-1
X.	State/Territories Army National Guard Inventory	STATE-1
	Acronyms.....	Appendix A

Cover: Largest sites in the continental United States, by Plant Replacement Value (PRV)



Army



Navy



Air Force



Marines

Department of Defense Base Structure Report FY 2009 Baseline

I. Introduction

The Department manages a global real property portfolio consisting of more than 539,000 facilities (buildings, structures, and linear structures) located on more than 5,570 sites, on approximately 29 million acres. The Base Structure Report (BSR) – FY 2009 Baseline represents a consolidated summary of the DoD’s real property inventory (RPI) as reflected in Military Departments’ and Washington Headquarters Service’s native real property databases as of September 30, 2008. The annual reporting of real property assets (facilities and land) to the Secretary of Defense is in accordance with title 10, U.S. Code, section 2721, “Real Property Records.” As established by Executive Order 13327, the Department of Defense (DoD) submits real property data at the constructed asset level to the General Services Administration (GSA) for the Federal Real Property Profile (FRPP) on an annual basis. The Department’s real property assets represent 57% of the federal government real property portfolio.¹

The Executive Order states “The policy of the United States is to promote efficient and economical use of America's real property assets and to assure management accountability for implementing federal real property management reforms.” A major initiative within DoD is the implementation of the Base Realignment and Closure (BRAC) 2005 recommendations. We are reorganizing our real property infrastructure to more efficiently and effectively support our military forces, increase operational readiness, and facilitate new business processes.

The BSR – FY 2009 provides a comprehensive listing of all sites owned or managed by DoD. A site is defined in DoD as a specific geographic location where the DoD owns or manages: land, buildings, structures, or linear structures. Sites are assigned to military installations. An installation is commonly referred to as a base, camp, post, station, yard, center, homeport facility for any ship or other activity under the jurisdiction, custody, or control of DoD. The following data is included for each site that is listed in the report (inclusion criteria provided in Section II of this report): a summary of buildings, square footage, BRAC 2005 action codes, acreage, total plant replacement value (all facilities), and personnel. A Portfolio Summary of DoD real property sites and real property assets (buildings, structures, and linear structures) are summarized in Section IV of this report. Other pertinent information such as component and the name of the nearest city is also included in each listing. State and local government owned assets are shown in State/Territories Army National Guard Inventory (Section X) and are not included in the Portfolio Summary (Section IV), DoD total Inventory (Section VIII) or Individual Service Inventories (Section IX).

For any questions concerning this report, please send an email message to: BSR@osd.mil. Electronic copies are available at <http://www.defenselink.mil/pubs> under Publications > Reports.

II. Content and Organization

Sections VIII, IX, and X of this report are organized by State/Country and presented first as an overall DoD listing of all sites, then by each Military Service and the Washington Headquarters Service (WHS). Each record includes the site name, the component (Active,

¹ Federal Real Property Council, *FY 2008 Federal Real Property Report*, August 2009, p. 8.

Department of Defense Base Structure Report FY 2009 Baseline

Guard, or Reserve), BRAC identification code, the name of the nearest city, the number of buildings owned, leased and other, the total acres owned by the Military Services and total acres used, the Plant Replacement Value (PRV) in \$ millions, and the authorized number of military, civilian, and other personnel (when available). Other personnel include any non-appropriated employees, government contractors (if identified) or foreign nationals (if identified) performing work at the site, when this information is available. The PRV represents the Military Service or WHS calculated cost of replacing the facility and its supporting infrastructure using today's construction cost (labor and material for that particular area) and standards (methodologies and codes).

It is important to note the following parameters for the content of this report:

- **Timeliness.** While the physical base structure may change throughout the year (new construction, demolitions, etc.), the BSR is an annual “snapshot” of the DoD’s physical plant, as recorded on September 30, 2008. The bases listed may be in various stages of activity, including unused or awaiting disposal. Due to the legalities involved in transferring deeded property, individual Military Service inventories may still include a legal property record long after the decision has been made to transfer that asset to another organization.
- **Mode of View.** For the purpose of this report, each entry is defined as a site at a specific location with a name, based on the Real Property Site Unique Identifier name.
- **Display Criteria.** This report includes specific information on those sites meeting predetermined size and value criteria (except for the Army National Guard State Sites in Section X). To qualify for entry in the published report, a site located in the United States must be larger than 10 acres **AND** have a PRV greater than \$10 million. If the site is located in a foreign country, it must be larger than 10 acres **OR** have a PRV greater than \$10 million to be shown as a separate entry. To preserve the comprehensiveness of the report, sites that do not meet these criteria are aggregated as an “Other” location within each state or country. Due to the typical smaller size of the Army National Guard State Sites, the criteria is slightly reduced to show approximately the same percentage of the total number of sites as shown in the rest of the report. State sites are shown if the site is larger than five acres **AND** has a PRV greater than \$5 million. State sites not meeting this criteria are aggregated as “Other” for each state. Section IV of this report summarizes DoD's real property inventory portfolio to include all interest types DoD holds in an asset such as federal government owned, government/private agreement, leasehold, state owned, foreign owned, and owned by a private entity.

The total number of DoD sites reported in 2008 increased by approximately 150 sites due to internal changes within DoD procedures to account for sites.

- **Personnel Data.** Personnel data is included in this report **ONLY** as a means of showing relative magnitude and should not be construed as validated Military Department Manpower Data. Personnel data was collected from multiple sources, to include inputs from the individual Military Services personnel databases. Since personnel totals reflected in this report attempt to show all personnel regardless of Military Service affiliation assigned to individual sites or locations, totals should not be confused and viewed as representing only individual Military Service total strength. It is also possible that totals in this report may not reflect the actual

Department of Defense Base Structure Report FY 2009 Baseline

population at a particular site. Detailed personnel questions should be addressed to the appropriate Military Service manpower or personnel offices.

III. Data Sources, Reporting Criteria, and Definitions

The inventory data included in this report is extracted directly from the native Military Services' real property inventories as submitted to the Office of the Secretary of Defense (OSD) Facilities Assessment Database (FAD): Army - Headquarters Installation Information System (HQIS), Navy and Marine Corps - internet Navy Facilities Assets Data Store (iNFADS), and Air Force - Automated Civil Engineer System - Real Property (ACES-RP). WHS provided their real property inventory from their internal database.

This report does not attempt to replicate all the details included in the source databases. Instead, this report provides a summary view of the Department's sites using common elements that should answer most questions. Criteria used for each column in sections VIII, IX, and X of the BSR are explained below:

- **Site:** Physical (geographic) location that is or was owned by, leased to, or otherwise possessed by a DoD Component. Each site is assigned to a single installation. A site may exist in one of three forms: land only - where there are no facilities present; facility or facilities only - where there the underlying land is neither owned nor controlled by the government; and land and facilities.
- **BRAC 2005:** Indicates BRAC 2005 action code (C = Closure or R = Realignment). At sites marked C, all missions of the installation will cease or be relocated. All personnel positions (military, civilian and contractor) will either be eliminated or relocated, except for personnel required for caretaking, conducting any ongoing environmental cleanup, and disposal of the base, or personnel remaining in authorized enclaves. At sites marked R, action will be taken to both reduce and relocate functions and civilian personnel positions, exclusive of a reduction in force resulting from workload adjustments, reduced personnel or funding levels, or skill imbalances.
- **Component:** Designates the primary DoD Component for the owner/reporter of a site, either Active, Guard, or Reserve.
- **Name Nearest City:** Identifies the name of the city in which the real property assets are located or the name of the city nearest the assets.
- **Buildings:** A roofed and floored facility enclosed by exterior walls and consisting of one or more levels that is suitable for single or multiple functions.
- **Structures:** A facility, other than a building or linear structure, which is constructed on or in the land (e.g., tower, storage tank, wharf, pier).

Department of Defense Base Structure Report FY 2009 Baseline

– **Linear Structures:** A facility whose function requires that it traverse land (e.g., runway, road, rail line, pipeline, fence, pavement, electrical distribution line) or is otherwise managed or reported by a linear unit of measure at the category code (CATCODE) level.

Note on Buildings Information: Buildings are classified according to the DoD Real Property Classification System (RPCS). State-Owned building/square footage is applicable to Army National Guard assets only.

– **Buildings Owned Count:** Number of buildings owned by the Military Service at the particular site.

– **Buildings Owned Square Feet (SqFt):** Building square footage for the buildings identified as owned.

– **Buildings State Owned Count:** Number of buildings that are owned by the State at the particular site.

– **Buildings State Owned Square Feet (SqFt):** Square footage for the buildings identified as State-Owned.

– **Buildings Leased Count:** Identifies the number of buildings leased and reported by the Military Services in their inventories.

– **Buildings Leased Square Feet (SqFt):** Reflects the building square footage for the buildings identified as leased in the Military Services' databases.

– **Buildings Other Count:** Number of buildings in which DoD's legal interest is other than owned, leased, or State-Owned (includes air rights, easement, environmental liability, joint venture ownership, license, owned by other federal agency, owned by foreign government, owned by private entity, other, permit, right of entry, subsurface rights, or water rights).

– **Buildings Other Square Feet (SqFt):** Building square footage for buildings in which DoD's legal interest is other than owned, leased, or State-Owned (includes air rights, easement, environmental liability, joint venture ownership, license, owned by other federal agency, owned by foreign government, owned by private entity, other, permit, right of entry, subsurface rights, or water rights),

– **Total Acres:** Identifies the total number of acres owned, used by, or leased to the DoD. It includes public land, land owned by other federal agencies, and acreage of foreign soil used by DoD sites. In Sections VIII and IX, the total does not include State-Owned land. State-Owned land is shown separately in Section X.

– **PRV (\$M):** Indicates the total Plant Replacement Value (PRV) for all facilities (buildings, structures, and linear structures) included in the Military Services and WHS RPI databases. This value represents the Military Service or WHS calculated cost to replace the current physical plant (facilities and supporting infrastructure) using today's construction costs (labor and materials) and standards (methodologies and codes). In Sections VIII and IX, the values for State-Owned assets are not included. Values for State-Owned assets are included in Section X.

**Department of Defense
Base Structure Report
FY 2009 Baseline**

Note on Personnel Data: This information is provided ONLY to provide a level of magnitude when comparing sites. The Military Services do not maintain their personnel data in direct relation to their real property inventory. While every effort was made to match the personnel strengths to the appropriate site, the population may not reflect the actual population of the site. Detailed personnel questions should be addressed to the appropriate Military Service manpower or personnel offices.

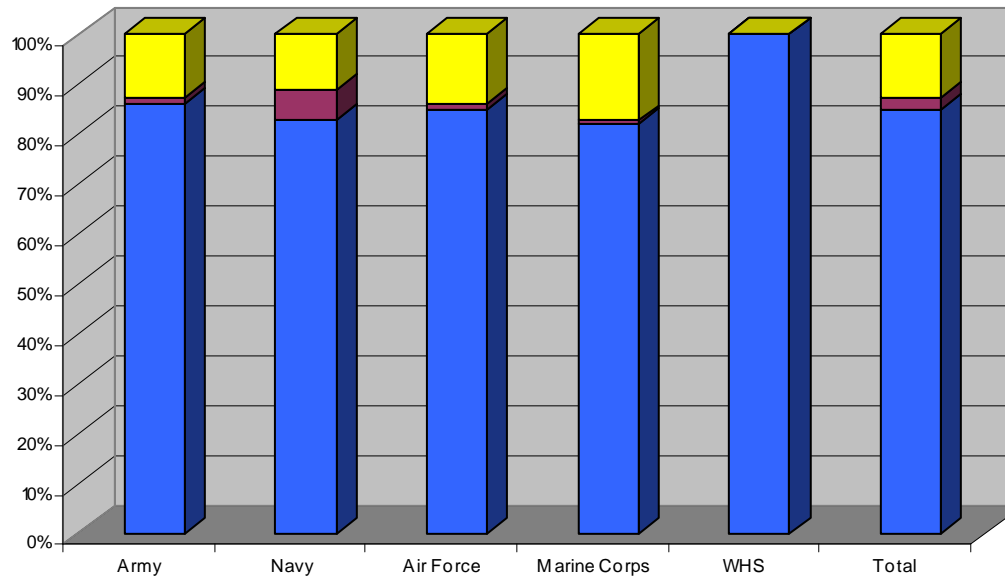
- **MIL:** Identifies all known military personnel authorized for the site to include Active, Guard, and Reserve personnel, regardless of Military Service affiliation.
- **CIV:** Identifies all known DoD authorized civilian personnel identified for the site, regardless of Military Service affiliation. Note: civilian numbers for the Navy represent assigned personnel not authorized.
- **Other:** Identifies all known other civilian personnel identified for the site, including personnel paid from Non-Appropriated Funds (NAF), Foreign Nationals (direct hire) at foreign locations, and, if available, any full-time contractor personnel, regardless of Military Service affiliation.

Department of Defense Base Structure Report FY 2009 Baseline

IV. Portfolio Summary

The worldwide real property portfolio managed by the DoD encompasses a footprint that includes all 50 states, 7 U.S. territories, and 38 foreign countries of which the majority of the foreign sites are located in Germany (235 sites), Japan (123 sites), and South Korea (87 sites). Locations of DoD sites by Military Service and Agency are depicted in Figure 1.

Geographic Distribution of DoD Sites



Area	Army	Navy	Air Force	Marine Corps	WHS	Total
United States	2,004	1,011	1,590	123	14	4,742
Territories	29	72	19	1	0	121
Overseas	293	136	261	26	0	716
Total	2,326	1,219	1,870	150	14	5,579

Figure 1. Number of DoD Sites by Military Service/WHS

**Department of Defense
Base Structure Report
FY 2009 Baseline**


DoD's Real Property Classification System (RPCS) serves as the framework for cataloging the Department's real property portfolio. The table below shows the breakout of buildings, structures, and linear structures by location for the Department worldwide, based on the DoD RPCS.

Area	Buildings	Structures	Linear Structures	Total
United States	247,209	140,953	37,854	426,016
Territories	6,381	3,331	842	10,554
Overseas	53,705	39,515	9,563	102,783
Grand Total	307,295	183,799	48,259	539,353

Table 1. Number of DoD Facilities by Type Worldwide

Department of Defense Base Structure Report FY 2009 Baseline

The Department's real property facility portfolio is depicted in Figure 2, broken out by Military Service and WHS. Buildings represent the majority of the Department's portfolio (57%), followed by structures (34%), and linear structures (9%). DoD's facilities portfolio by PRV is also shown in Figure 2. As noted in Figure 2, the Army possesses the largest quantity of facilities and the largest PRV of the Department's total inventory.



	Number of Assets					PRV (\$B)			
	Buildings	Structures	Linear Structures	Total		Buildings	Structures	Linear Structures	Total
Army	146,833	73,729	22,211	242,773	Army	\$ 176.86	\$ 40.68	\$ 33.19	\$ 250.73
Navy	64,813	39,383	8,019	112,215	Navy	\$ 105.43	\$ 44.12	\$ 19.76	\$ 169.31
Air Force	70,366	55,966	16,329	142,661	Air Force	\$ 161.05	\$ 60.70	\$ 20.88	\$ 242.62
Marine Corps	25,078	14,477	1,629	41,184	Marine Corps	\$ 33.91	\$ 11.44	\$ 4.69	\$ 50.04
WHS	205	244	71	520	WHS	\$ 7.23	\$ 0.10	\$ 0.03	\$ 7.35
DoD	307,295	183,799	48,259	539,353	DoD	\$ 484.47	\$ 157.03	\$ 78.54	\$ 720.05

Figure 2. Number and PRV of DoD Facilities

Department of Defense Base Structure Report FY 2009 Baseline

Buildings Portfolio

DoD occupies a reported 307,295 buildings throughout the world, valued at over \$484 billion and comprising over 2.1 billion SqFt. The Department's portfolio by legal interest is depicted in Table 2. Almost 68% of the buildings used by the Department are owned while 3% are leased.

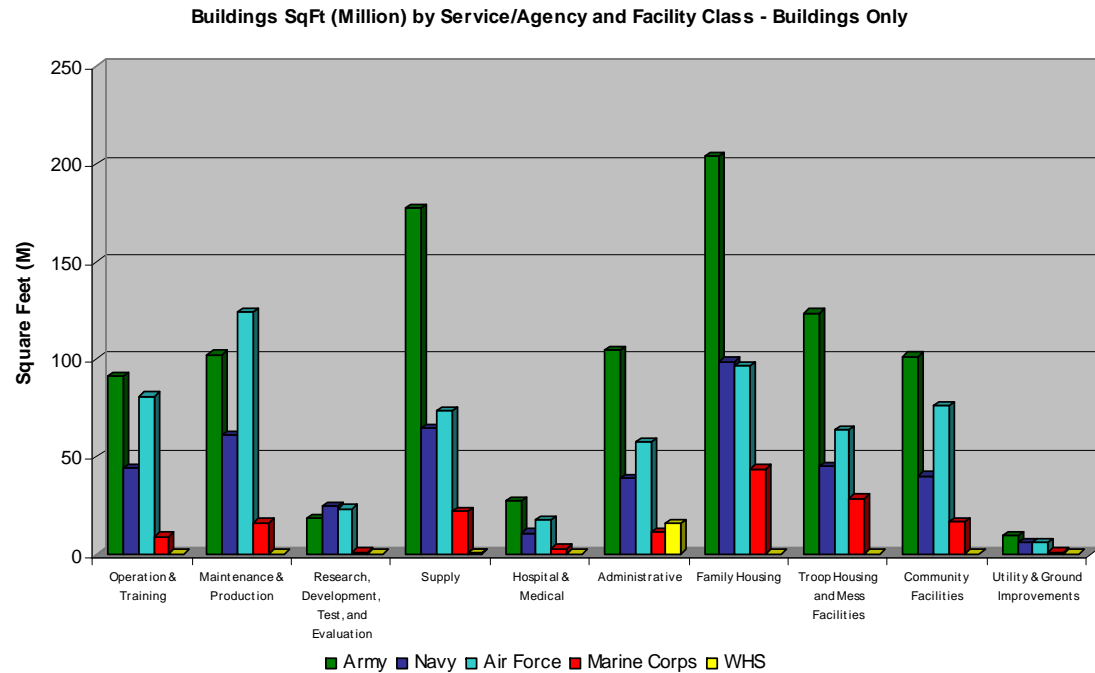
	Owned	Leased	Other	Total
Army	93,528	5,694	47,611	146,833
Navy	42,189	1,180	21,444	64,813
Air Force	60,085	2,723	7,558	70,366
Marine Corps	11,804	286	12,988	25,078
WHS	87	118	0	205
DoD Total	207,693	10,001	89,601	307,295

Table 2. Number of DoD Buildings by Legal Interest²

The Department's building portfolio by facility class and SqFt is shown in Figure 3. The Army manages a total of 960 million SqFt and the largest square footage for almost all facility classes.

² Figures include those buildings that have been privatized or are operated by private entities in direct support of the DoD mission. These types of relationships are included in the "Other" category and account for 22% of the total number of buildings.

Department of Defense Base Structure Report FY 2009 Baseline



Facility Class	Army	Navy	Air Force	Marine Corps	WHS	DoD
Operation & Training	91.1	44.0	81.1	9.0	0.0	225.3
Maintenance & Production	102.4	61.1	124.2	16.1	0.0	303.8
Research, Development, Test, and Evaluation	18.6	24.8	23.2	1.1	0.0	67.7
Supply	177.3	64.7	73.2	21.8	0.8	337.7
Hospital & Medical	27.4	10.8	17.7	2.9	0.0	58.7
Administrative	104.8	38.9	57.5	11.1	15.7	227.9
Family Housing	204.0	98.8	96.3	43.7	0.0	442.8
Troop Housing and Mess Facilities	123.6	45.1	63.9	28.6	0.0	261.2
Community Facilities	101.5	40.2	76.2	16.7	0.1	234.7
Utility & Ground Improvements	9.7	6.2	5.9	1.0	0.2	22.9
Grand Total	960.3	434.6	619.2	151.9	16.8	2,182.8

Figure 3. SqFt (Million) by Service/Agency and Facility Class – Buildings Only³

³ Figures include those buildings that have been privatized or are operated by private entities in direct support of the DoD mission. These type of relationships account for 10% of the total square footage

Department of Defense Base Structure Report FY 2009 Baseline

The Department's buildings profile by facility class is shown by square footage and PRV in Figure 4.

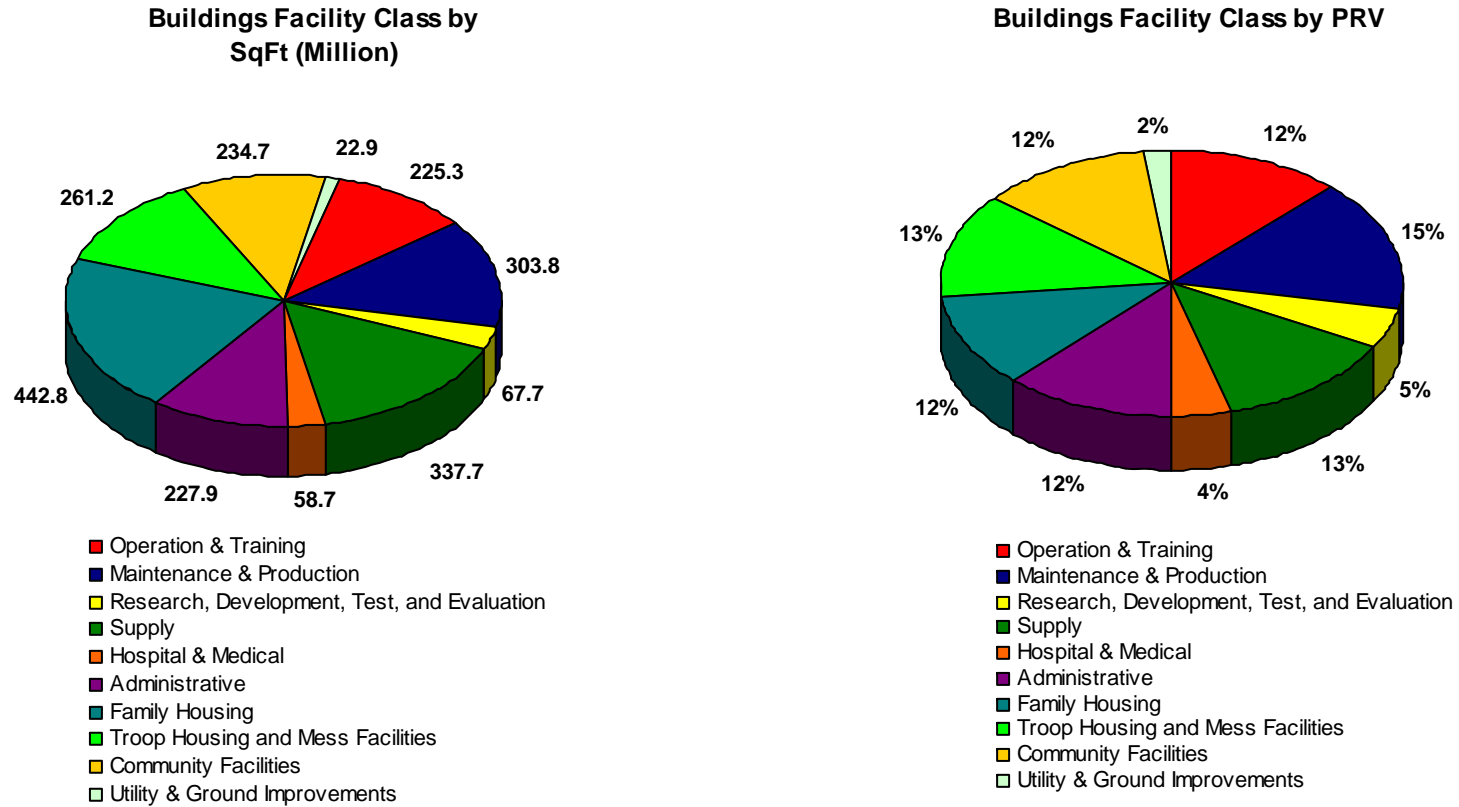


Figure 4. Area and PRV of DoD Buildings by Facility Class⁴

⁴ Figures include those buildings that have been privatized or are operated by private entities in direct support of the DoD mission. These types of relationships account for 5% of the total PRV.

Department of Defense Base Structure Report FY 2009 Baseline

The Department's buildings portfolio (count, SqFt (M), and PRV) by facility class, area, and ownership is provided in Table 3.

Facility Class	Area	Owned			Leased			Other			DoD Total		
		Count	SqFt (M)	PRV(\$M)	Count	SqFt (M)	PRV (\$M)	Count	SqFt (M)	PRV (\$M)	Count	SqFt (M)	PRV (\$M)
Operation & Training	United States	61,927	196	49,197	259	3	739	277	3	742	20,916	202	50,678
	Territories	1,299	3	1,351	1	0	4	3	0	2	523	3	1,358
	Overseas	10,403	11	3,879	26	0	53	1,258	10	2,926	4,143	20	6,858
Operation & Training Total		73,629	209	54,427	286	4	796	1,538	12	3,670	25,582	225	58,894
Maintenance & Production	United States	23,264	265	65,241	102	2	388	272	4	942	20,043	271	66,570
	Territories	359	2	1,226	0	0	0	1	0	26	290	2	1,251
	Overseas	2,306	14	4,247	14	0	42	1,093	16	4,863	3,026	30	9,152
Maintenance & Production Total		25,929	282	70,714	116	2	429	1,366	20	5,831	23,359	304	76,973
Research, Development, Test, and Evaluation	United States	8,074	66	23,448	57	1	217	35	1	170	5,554	67	23,835
	Territories	12	0	23	0	0	0	0	0	0	6	0	23
	Overseas	223	1	399	2	0	5	15	0	40	132	1	445
Research, Development, Test, and Evaluation Total		8,309	66	23,870	59	1	222	50	1	210	5,692	68	24,303
Supply	United States	54,400	277	48,415	117	3	440	2,064	8	2,036	46,696	288	50,891
	Territories	887	3	1,483	0	0	0	0	0	0	686	3	1,483
	Overseas	7,551	23	4,768	38	1	217	3,496	23	4,646	9,363	47	9,631
Supply Total		62,838	303	54,667	155	4	657	5,560	30	6,682	56,745	338	62,006
Hospital & Medical	United States	1,357	49	16,885	30	0	159	25	1	251	1,412	50	17,294
	Territories	48	1	461	0	0	0	0	0	0	48	1	461
	Overseas	269	3	1,183	3	0	7	176	4	1,777	448	8	2,967
Hospital & Medical Total		1,674	53	18,529	33	0	165	201	5	2,028	1,908	59	20,722
Administrative	United States	16,210	180	44,912	363	12	2,303	219	2	589	11,878	194	47,804
	Territories	347	2	650	1	0	0	0	0	0	237	2	650
	Overseas	2,568	11	2,969	43	0	102	1,306	21	5,435	3,194	32	8,505
Administrative Total		19,125	193	48,531	407	12	2,405	1,525	23	6,024	15,309	228	56,959
Family Housing	United States	30,307	90	11,999	3,851	15	1,707	66,404	215	23,878	100,354	321	37,584
	Territories	3,312	7	1,862	0	0	0	0	0	0	3,312	7	1,862
	Overseas	6,925	16	2,377	4,683	20	2,479	6,813	79	11,673	18,377	115	16,530
Family Housing Total		40,544	113	16,238	8,534	35	4,186	73,217	295	35,552	122,043	443	55,976
Troop Housing and Mess Facilities	United States	11,021	196	43,989	106	1	144	289	2	415	10,865	198	44,548
	Territories	462	3	1,314	0	0	0	0	0	0	460	3	1,314
	Overseas	3,122	28	7,403	66	0	104	1,506	31	8,508	4,338	60	16,015
Troop Housing and Mess Facilities Total		14,605	227	52,706	172	1	248	1,795	33	8,923	15,663	261	61,876
Community Facilities	United States	36,450	162	37,271	126	2	346	451	6	1,211	18,877	170	38,828
	Territories	1,094	4	1,627	2	0	1	5	0	18	498	4	1,646
	Overseas	8,315	28	7,790	78	1	386	1,915	31	8,586	5,834	61	16,762
Community Facilities Total		45,859	194	46,687	206	3	733	2,371	37	9,815	25,209	235	57,236
Utility & Ground Improvements	United States	99,153	17	6,839	18	0	4	467	1	498	10,614	18	7,342
	Territories	2,695	0	197	0	0	0	0	0	0	321	0	197
	Overseas	21,157	3	1,165	15	0	11	1,511	2	815	4,850	5	1,991
Utility & Ground Improvements Total		123,005	20	8,202	33	0	15	1,978	3	1,313	15,785	23	9,530
Total	United States	342,163	1,499	348,197	5,029	39	6,446	70,503	241	30,731	247,209	1,779	385,375
	Territories	10,515	26	10,193	4	0	6	9	0	46	6,381	26	10,245
	Overseas	62,839	137	36,181	4,968	23	3,405	19,089	218	49,269	53,705	378	88,855
Grand Total		415,517	1,661	394,571	10,001	62	9,857	89,601	459	80,046	307,295	2,183	484,475

Table 3. Buildings Portfolio (Count, SqFt, and PRV) by Location

Department of Defense Base Structure Report FY 2009 Baseline

Structures Portfolio

DoD uses over 183,000 structures throughout the world, valued at \$157 billion. Table 4 depicts the Department's structures portfolio by legal interest. Over 90% of the Department's structures are owned while less than 0.6% are leased.

	Owned	Leased	Other	Total
Army	66,765	437	6,527	73,729
Navy	35,895	229	3,259	39,383
Air Force	50,921	366	4,679	55,966
Marine Corps	11,971	32	2,474	14,477
WHS	242	0	2	244
DoD Total	165,794	1,064	16,941	183,799

Table 4. Number of DoD Structures by Legal Interest⁵

The predominant use of the structures by PRV is shown in Figure 5.

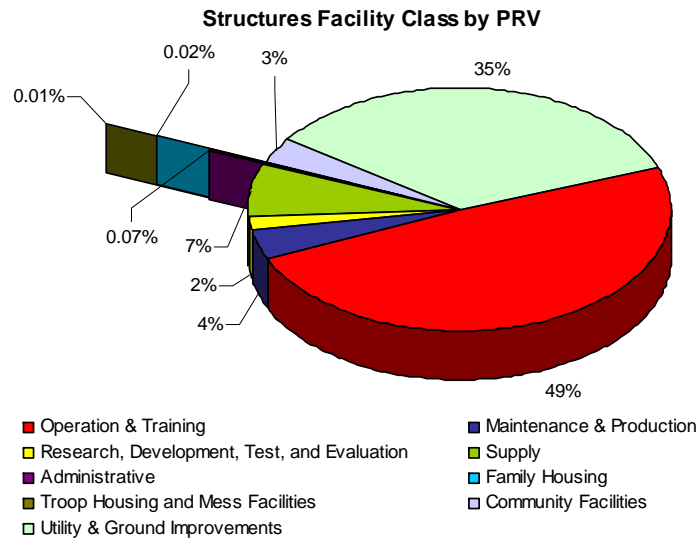


Figure 5. Structures Facility Class by PRV⁴

⁵ Figures include those structures that have been privatized or are operated by private entities in direct support of the DoD mission. These types of relationships are included in the "Other" category. They account for 2% of the total number of structures and 1% of the total PRV.

Department of Defense Base Structure Report FY 2009 Baseline

The Department's structures portfolio (count and PRV) by facility class, area, and ownership is shown in Table 5.

Facility Class	Area	Owned		Leased		Other		DoD Total	
		Count	PRV (\$M)	Count	PRV (\$M)	Count	PRV (\$M)	Count	PRV (\$M)
Operation & Training	United States	39,479	60,139	138	514	423	413	40,040	61,066
	Territories	728	3,733	1	0	5	66	734	3,798
	Overseas	7,205	7,021	39	30	2,599	4,645	9,843	11,696
Operation & Training Total		47,412	70,892	178	545	3,027	5,124	50,617	76,561
Maintenance & Production	United States	3,595	5,101	10	6	28	24	3,633	5,130
	Territories	70	46	0	0	0	0	70	46
	Overseas	387	221	0	0	330	739	717	961
Maintenance & Production Total		4,052	5,368	10	6	358	763	4,420	6,137
Research, Development, Test, and Evaluation	United States	2,612	3,370	1	0	23	6	2,636	3,376
	Territories	6	12	0	0	0	0	6	12
	Overseas	108	59	0	0	0	0	108	59
Research, Development, Test, and Evaluation Total		2,726	3,441	1	0	23	6	2,750	3,447
Supply	United States	9,885	7,031	25	7	130	56	10,040	7,095
	Territories	201	744	0	0	0	0	201	744
	Overseas	1,722	1,772	18	1	609	1,262	2,349	3,035
Supply Total		11,808	9,548	43	8	739	1,318	12,590	10,874
Administrative	United States	4,914	89	42	0	109	5	5,065	94
	Territories	111	2	0	0	1	0	112	2
	Overseas	723	16	1	0	172	3	896	18
Administrative Total		5,748	107	43	0	282	7	6,073	114
Family Housing	United States	208	18	0	0	6	7	214	25
	Territories	0	0	0	0	0	0	0	0
	Overseas	44	6	0	0	0	0	44	6
Family Housing Total		252	24	0	0	6	7	258	31
Troop Housing and Mess Facilities	United States	551	13	4	0	1	0	556	13
	Territories	2	0	0	0	0	0	2	0
	Overseas	356	5	0	0	322	1	678	7
Troop Housing and Mess Facilities Total		909	18	4	0	323	1	1,236	19
Community Facilities	United States	18,150	3,749	131	31	2,291	263	20,572	4,043
	Territories	603	172	0	0	5	0	608	172
	Overseas	4,474	802	146	41	924	282	5,544	1,125
Community Facilities Total		23,227	4,723	277	72	3,220	546	26,724	5,341
Utility & Ground Improvements	United States	55,731	43,617	295	40	2,171	1,324	58,197	44,982
	Territories	1,592	3,112	1	0	5	0	1,598	3,113
	Overseas	12,337	4,208	212	21	6,787	2,181	19,336	6,411
Utility & Ground Improvements Total		69,660	50,938	508	62	8,963	3,505	79,131	54,505
Total	United States	135,125	123,127	646	600	5,182	2,098	140,953	125,824
	Territories	3,313	7,821	2	0	16	66	3,331	7,887
	Overseas	27,356	14,111	416	94	11,743	9,113	39,515	23,318
Grand Total		165,794	145,058	1,064	694	16,941	11,277	183,799	157,030

Table 5. Structures Portfolio (Count and PRV) by Location

Department of Defense Base Structure Report FY 2009 Baseline

Linear Structures Portfolio

DoD manages a reported 48,259 linear structures throughout the world, valued at over \$78 billion. The Department's linear structures portfolio by legal interest is depicted in Table 6. The Department owns 87% of all linear structures.

	Owned	Leased	Other	Total
Army	18,516	142	3,553	22,211
Navy	6,988	45	986	8,019
Air Force	15,054	141	1,134	16,329
Marine Corps	1,402	0	227	1,629
WHS	70	0	1	71
DoD Total	42,030	328	5,901	48,259

Table 6. Number of DoD Linear Structures by Legal Interest⁶

The predominant use of the linear structures by PRV is shown in Figure 6.

Linear Structures Facility Class by PRV

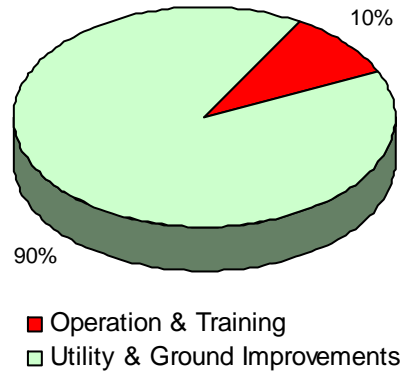


Figure 6. Linear Structures Facility Class by PRV⁵

The Department's linear structures portfolio (count and PRV) by facility class, area, and ownership is shown in Table 7.

⁶ Figures include those linear structures that have been privatized or are operated by private entities in direct support of the DoD mission. These types of relationships are included in the "Other" category. They account for 5% of the total number of structures and 5% of the total PRV.

**Department of Defense
Base Structure Report
FY 2009 Baseline**

Facility Class	Area	Owned		Leased		Other		DoD Total	
		Count	PRV(\$M)	Count	PRV(\$M)	Count	PRV(\$M)	Count	PRV(\$M)
Operation & Training	United States	2,068	5,901	17	6	31	27	2,116	5,934
	Territories	52	690	0	0	1	0	53	690
	Overseas	339	689	0	0	141	321	480	1,010
Operation & Training Total		2,459	7,280	17	6	173	349	2,649	7,635
Utility & Ground Improvements	United States	33,293	54,326	241	53	2,204	3,560	35,738	57,939
	Territories	782	1,924	0	0	7	3	789	1,928
	Overseas	5,496	5,297	70	41	3,517	5,704	9,083	11,042
Utility & Ground Improvements Total		39,571	61,547	311	94	5,728	9,267	45,610	70,908
Total	United States	35,361	60,227	258	59	2,235	3,588	37,854	63,873
	Territories	834	2,615	0	0	8	3	842	2,618
	Overseas	5,835	5,986	70	41	3,658	6,025	9,563	12,052
Grand Total		42,030	68,828	328	100	5,901	9,616	48,259	78,543

Table 7. Linear Structures Portfolio (Count and PRV) by Location

Department of Defense Base Structure Report FY 2009 Baseline

Land Portfolio

DoD manages over 28.5 million acres of land worldwide. More than 97% of that land is located in the United States or U.S. Territories. The majority of land controlled by the Department (67%) is government owned. The Army controls the largest percentage of the Department's land – 50%. The Air Force manages the next largest portion of the total acreage – 34%. Figure 7 and Table 8 depict the land portfolio.




Figure 7. Percentage of land by Military Service/WHS and Legal Interest

	Owned	Leased	Other	Total ¹
Army	11,360,642	541,625	2,402,360	14,304,627
Navy	1,836,188	59,783	249,235	2,145,206
Air Force	3,899,396	84,184	5,799,801	9,783,381
Marine Corps	2,162,586	63,116	96,178	2,321,879
WHS	991	0	0	991
DoD Total	19,259,802	748,708	8,547,574	28,556,084

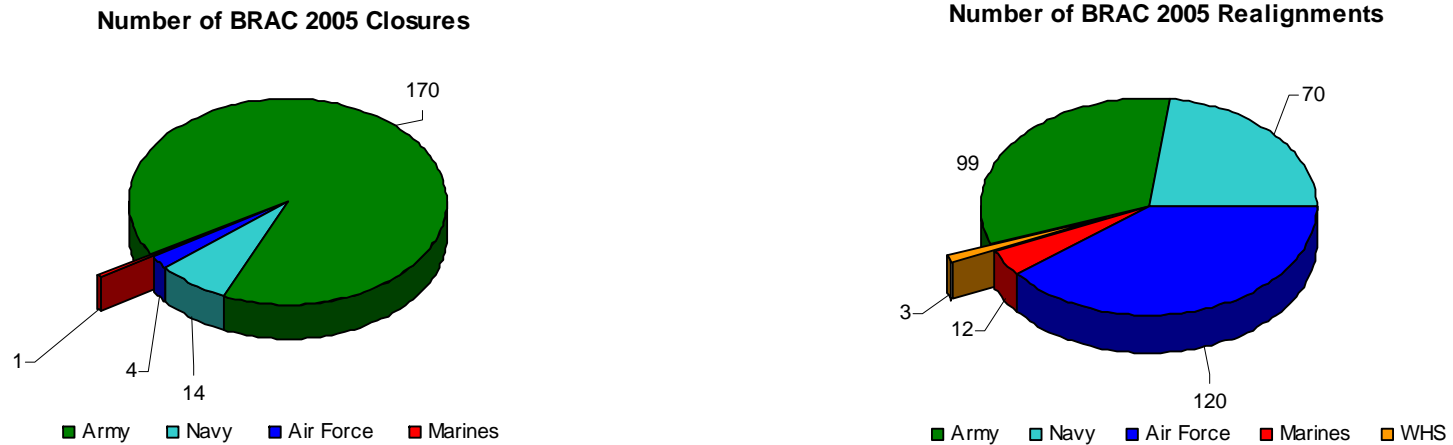
Table 8. Acres of Land by Legal Interest

¹ In Sections VIII and IX of the report, the heading 'Total Acres' includes all legal interest types EXCEPT "State or Local Government Owned". Section X, 'Total Acres' includes all legal interest types for the Army National Guard INCLUDING "State or Local Government Owned".

Department of Defense Base Structure Report FY 2009 Baseline

BRAC 2005

DoD uses the BRAC process to reorganize its real property infrastructure to more efficiently and effectively support its forces, increase operational readiness and facilitate new ways of doing business. The process, authorized by Public Law 101-510, resulted in the BRAC 2005 Commission's recommendations which will result in the closure of 189 sites and realignment at an additional 304 sites. Figure 8 is the number of sites affected. The Department has until September 15, 2011, to complete implementation of the BRAC 2005 recommendations.



Service	Closure				Realignment			
	Active	Guard	Reserve	Total	Active	Guard	Reserve	Total
Army	15	0	155	170	65	10	24	99
Navy	14	0	0	14	66	0	4	70
Air Force	4	0	0	4	56	56	8	120
Marines	0	0	1	1	11	0	1	12
WHS	0	0	0	0	3	0	0	3
DoD Total	33	0	156	189	201	66	37	304

Figure 8. Number of BRAC 2005 Closures and Realignments

Department of Defense Base Structure Report FY 2009 Baseline

V. Summary of Changes

- Section IV – Portfolio Summary: The total number of DoD sites reported in 2008 increased by approximately 150 sites due to internal changes within DoD procedures to account for sites.
- Section VIII – Total DoD Inventory: Ongoing refinement of the site registry process resulted in the following major site changes:
 - Fort Bliss AAA (Antiaircraft Artillery) ranges is now listed in New Mexico rather than tied to the main base location in Texas
 - Fort Campbell is now listed in both Kentucky and Tennessee with the respective assets identified in each state

VI. Conclusion

The Base Structure Report is designed to provide the reader with a snapshot view of the vast portfolio of real property maintained by the Department of Defense. Our physical infrastructure provides the critical framework supporting our military forces globally. While the Department continues the transformation of its business processes, executes DoD Recovery Act projects, and implements the BRAC 2005 and Global Defense Posture portfolio realignments, the location and quality of our facilities continue to be our key focus as a critical component of the Department's readiness. The Department embraces modern asset management techniques and best business practices to enhance the vast physical infrastructure. The Department's vision for transformation is reflected in this report as sites are closed, restructured, and realigned to more efficiently support the requirements of the Department of Defense. Our network of quality operational and support facilities located at sites around the world are core to U.S. combat power, an inseparable element of the nation's military readiness and wartime effectiveness.

THIS PAGE INTENTIONALLY LEFT BLANK

VII. SITE SIZE SUMMARIES

Site Size By Location - FY 2009 Baseline Data

<i>Location</i>	<i>No. of Large Sites</i>	<i>No. of Medium Sites</i>	<i>No. of Small Sites</i>	<i>No. of Other Sites</i>	<i>Total Sites</i>
United States	97	100	3,420	1,125	4,742
US Territories	3	2	64	52	121
Foreign	13	19	620	64	716
Total	113	121	4,104	1,241	5,579

<i>Location</i>	<i>Component</i>	<i>No. of Large Sites</i>	<i>No. of Medium Sites</i>	<i>No. of Small Sites</i>	<i>No. of Other Sites</i>	<i>Total Sites</i>
United States	Army	39	30	1,441	494	2,004
	Navy	16	28	604	363	1,011
	Air Force	33	37	1,277	243	1,590
	Marine Corps	7	5	86	25	123
	WHS	2	0	12	0	14
	United States Total:		97	100	3,420	1,125
US Territories	Army	0	0	21	8	29
	Navy	2	2	24	44	72
	Air Force	1	0	18	0	19
	Marine Corps	0	0	1	0	1
	US Territories Total:		3	2	64	52
Foreign	Army	1	8	276	8	293
	Navy	3	2	103	28	136
	Air Force	8	6	226	21	261
	Marine Corps	1	3	15	7	26
	Foreign Total:		13	19	620	64
Grand Total:		113	121	4,104	1,241	5,579

<i>Large Site</i>	= Total PRV greater than or equal to \$1.690B
<i>Medium Site</i>	= Total PRV less than \$1.690B and greater than or equal to \$901M
<i>Small Site</i>	= Total PRV less than \$901M and greater than 0
<i>Other Site</i>	= PRV equal to 0 (Zero) - primarily land records

Site Size By Location - FY 2009 Baseline Data

<i>Location</i>	<i>Component</i>	<i>No. of Large Sites</i>	<i>No. of Medium Sites</i>	<i>No. of Small Sites</i>	<i>No. of Other Sites</i>	<i>Total Sites</i>
Alabama	Army	3	0	51	13	67
	Navy	0	0	13	4	17
	Air Force	0	1	9	0	10
	Marine Corps	0	0	2	0	2
	Total	3	1	75	17	96
Alaska	Army	2	1	21	74	98
	Navy	0	0	4	4	8
	Air Force	3	0	48	16	67
	Total	5	1	73	94	173
Arizona	Army	1	1	14	5	21
	Navy	0	0	3	0	3
	Air Force	1	1	16	2	20
	Marine Corps	0	1	3	0	4
	Total	2	3	36	7	48
Arkansas	Army	0	1	18	3	22
	Air Force	0	1	5	2	8
	Total	0	2	23	5	30
California	Army	1	3	70	5	79
	Navy	4	5	128	77	214
	Air Force	5	4	58	9	76
	Marine Corps	3	0	18	3	24
	Total	13	12	274	94	393
Colorado	Army	2	0	16	7	25
	Navy	0	0	2	0	2
	Air Force	0	3	66	3	72
	Total	2	3	84	10	99

<i>Large Site</i>	= Total PRV greater than or equal to \$1.690B
<i>Medium Site</i>	= Total PRV less than \$1.690B and greater than or equal to \$901M
<i>Small Site</i>	= Total PRV less than \$901M and greater than 0
<i>Other Site</i>	= PRV equal to 0 (Zero) - primarily land records

Site Size By Location - FY 2009 Baseline Data

<i>Location</i>	<i>Component</i>	<i>No. of Large Sites</i>	<i>No. of Medium Sites</i>	<i>No. of Small Sites</i>	<i>No. of Other Sites</i>	<i>Total Sites</i>
Connecticut	Army	0	0	13	3	16
	Navy	0	1	12	1	14
	Air Force	0	0	2	0	2
	Total	0	1	27	4	32
Delaware	Army	0	0	4	0	4
	Navy	0	0	1	0	1
	Air Force	0	1	2	2	5
	Total	0	1	7	2	10
District of Columbia	Army	0	1	3	0	4
	Navy	0	1	7	3	11
	Air Force	0	0	1	0	1
	Marine Corps	0	0	3	0	3
	WHS	0	0	1	0	1
	Total	0	2	15	3	20
Florida	Army	0	0	44	30	74
	Navy	2	1	59	31	93
	Air Force	1	5	54	4	64
	Marine Corps	0	0	3	1	4
	Total	3	6	160	66	235
Georgia	Army	3	1	25	8	37
	Navy	1	0	11	1	13
	Air Force	1	1	10	4	16
	Marine Corps	0	1	4	0	5
	Total	5	3	50	13	71

<i>Large Site</i>	= Total PRV greater than or equal to \$1.690B
<i>Medium Site</i>	= Total PRV less than \$1.690B and greater than or equal to \$901M
<i>Small Site</i>	= Total PRV less than \$901M and greater than 0
<i>Other Site</i>	= PRV equal to 0 (Zero) - primarily land records

Site Size By Location - FY 2009 Baseline Data

<i>Location</i>	<i>Component</i>	<i>No. of Large Sites</i>	<i>No. of Medium Sites</i>	<i>No. of Small Sites</i>	<i>No. of Other Sites</i>	<i>Total Sites</i>
Hawaii	Army	1	2	21	4	28
	Navy	2	2	23	55	82
	Air Force	1	0	18	2	21
	Marine Corps	1	0	7	0	8
	Total	5	4	69	61	139
Idaho	Army	0	0	11	7	18
	Navy	0	0	4	1	5
	Air Force	1	0	43	1	45
	Total	1	0	58	9	68
Illinois	Army	0	2	40	1	43
	Navy	1	0	8	8	17
	Air Force	1	1	6	0	8
	Marine Corps	0	0	1	0	1
	Total	2	3	55	9	69
Indiana	Army	1	1	33	1	36
	Navy	1	0	2	0	3
	Air Force	0	0	6	0	6
	Marine Corps	0	0	1	0	1
	Total	2	1	42	1	46
Iowa	Army	0	1	28	8	37
	Navy	0	0	1	0	1
	Air Force	0	0	3	0	3
	Total	0	1	32	8	41
Kansas	Army	2	0	31	11	44
	Navy	0	0	1	0	1
	Air Force	0	1	8	0	9
	Total	2	1	40	11	54

<i>Large Site</i>	= Total PRV greater than or equal to \$1.690B
<i>Medium Site</i>	= Total PRV less than \$1.690B and greater than or equal to \$901M
<i>Small Site</i>	= Total PRV less than \$901M and greater than 0
<i>Other Site</i>	= PRV equal to 0 (Zero) - primarily land records

Site Size By Location - FY 2009 Baseline Data

<i>Location</i>	<i>Component</i>	<i>No. of Large Sites</i>	<i>No. of Medium Sites</i>	<i>No. of Small Sites</i>	<i>No. of Other Sites</i>	<i>Total Sites</i>
Kentucky	Army	2	1	26	5	34
	Navy	0	0	1	0	1
	Air Force	0	0	1	0	1
	Total	2	1	28	5	36
Louisiana	Army	1	0	16	8	25
	Navy	0	0	7	1	8
	Air Force	1	0	10	0	11
	Marine Corps	0	0	1	1	2
	Total	2	0	34	10	46
Maine	Army	0	0	7	3	10
	Navy	0	1	12	10	23
	Air Force	0	0	4	3	7
	Total	0	1	23	16	40
Maryland	Army	2	1	29	5	37
	Navy	1	3	29	17	50
	Air Force	1	0	8	1	10
	Marine Corps	0	0	1	0	1
	WHS	0	0	2	0	2
	Total	4	4	69	23	100
Massachusetts	Army	0	0	27	7	34
	Navy	0	0	11	4	15
	Air Force	0	1	11	0	12
	Marine Corps	0	0	2	0	2
	Total	0	1	51	11	63

<i>Large Site</i>	= Total PRV greater than or equal to \$1.690B
<i>Medium Site</i>	= Total PRV less than \$1.690B and greater than or equal to \$901M
<i>Small Site</i>	= Total PRV less than \$901M and greater than 0
<i>Other Site</i>	= PRV equal to 0 (Zero) - primarily land records

Site Size By Location - FY 2009 Baseline Data

<i>Location</i>	<i>Component</i>	<i>No. of Large Sites</i>	<i>No. of Medium Sites</i>	<i>No. of Small Sites</i>	<i>No. of Other Sites</i>	<i>Total Sites</i>
Michigan	Army	0	0	27	1	28
	Navy	0	0	6	1	7
	Air Force	0	1	6	1	8
	Total	0	1	39	3	43
Minnesota	Army	0	0	29	6	35
	Navy	0	0	5	1	6
	Air Force	0	0	5	0	5
	Total	0	0	39	7	46
Mississippi	Army	0	0	24	68	92
	Navy	0	0	9	5	14
	Air Force	1	0	11	0	12
	Total	1	0	44	73	118
Missouri	Army	1	1	37	4	43
	Navy	0	0	4	3	7
	Air Force	1	0	10	4	15
	Marine Corps	0	0	12	0	12
	Total	2	1	63	11	77
Montana	Army	0	0	17	3	20
	Navy	0	0	2	0	2
	Air Force	0	1	234	1	236
	Total	0	1	253	4	258
Nebraska	Army	0	0	22	3	25
	Navy	0	0	1	1	2
	Air Force	0	1	98	1	100
	Total	0	1	121	5	127

<i>Large Site</i>	= Total PRV greater than or equal to \$1.690B
<i>Medium Site</i>	= Total PRV less than \$1.690B and greater than or equal to \$901M
<i>Small Site</i>	= Total PRV less than \$901M and greater than 0
<i>Other Site</i>	= PRV equal to 0 (Zero) - primarily land records

Site Size By Location - FY 2009 Baseline Data

<i>Location</i>	<i>Component</i>	<i>No. of Large Sites</i>	<i>No. of Medium Sites</i>	<i>No. of Small Sites</i>	<i>No. of Other Sites</i>	<i>Total Sites</i>
Nevada	Army	1	0	5	2	8
	Navy	0	1	13	7	21
	Air Force	1	1	14	12	28
	Total	2	2	32	21	57
New Hampshire	Army	0	0	7	1	8
	Air Force	0	0	4	0	4
	Total	0	0	11	1	12
New Jersey	Army	1	2	12	0	15
	Navy	0	2	9	7	18
	Air Force	1	0	7	2	10
	Total	2	4	28	9	43
New Mexico	Army	1	0	16	6	23
	Navy	0	0	1	1	2
	Air Force	2	1	18	0	21
	Total	3	1	35	7	46
New York	Army	2	0	161	6	169
	Navy	0	0	18	3	21
	Air Force	0	1	18	3	22
	Marine Corps	0	0	4	0	4
	Total	2	1	201	12	216
North Carolina	Army	1	0	40	19	60
	Navy	0	0	9	12	21
	Air Force	0	2	12	1	15
	Marine Corps	2	1	9	15	27
	Total	3	3	70	47	123

<i>Large Site</i>	= Total PRV greater than or equal to \$1.690B
<i>Medium Site</i>	= Total PRV less than \$1.690B and greater than or equal to \$901M
<i>Small Site</i>	= Total PRV less than \$901M and greater than 0
<i>Other Site</i>	= PRV equal to 0 (Zero) - primarily land records

Site Size By Location - FY 2009 Baseline Data

<i>Location</i>	<i>Component</i>	<i>No. of Large Sites</i>	<i>No. of Medium Sites</i>	<i>No. of Small Sites</i>	<i>No. of Other Sites</i>	<i>Total Sites</i>
North Dakota	Army	0	0	35	5	40
	Navy	0	0	3	0	3
	Air Force	1	1	210	80	292
	Total	1	1	248	85	335
Ohio	Army	0	0	47	8	55
	Navy	0	0	7	1	8
	Air Force	1	0	11	0	12
	Marine Corps	0	0	1	0	1
	Total	1	0	66	9	76
Oklahoma	Army	2	0	31	3	36
	Navy	0	0	2	1	3
	Air Force	1	1	12	1	15
	Total	3	1	45	5	54
Oregon	Army	0	1	9	10	20
	Navy	0	0	4	1	5
	Air Force	0	0	5	0	5
	Total	0	1	18	11	30
Pennsylvania	Army	0	2	87	10	99
	Navy	0	1	18	6	25
	Air Force	0	0	8	2	10
	Marine Corps	0	0	3	0	3
	WHS	0	0	1	0	1
	Total	0	3	117	18	138
Rhode Island	Army	0	0	12	2	14
	Navy	0	1	10	4	15
	Air Force	0	0	3	0	3
	Total	0	1	25	6	32

<i>Large Site</i>	= Total PRV greater than or equal to \$1.690B
<i>Medium Site</i>	= Total PRV less than \$1.690B and greater than or equal to \$901M
<i>Small Site</i>	= Total PRV less than \$901M and greater than 0
<i>Other Site</i>	= PRV equal to 0 (Zero) - primarily land records

Site Size By Location - FY 2009 Baseline Data

<i>Location</i>	<i>Component</i>	<i>No. of Large Sites</i>	<i>No. of Medium Sites</i>	<i>No. of Small Sites</i>	<i>No. of Other Sites</i>	<i>Total Sites</i>
South Carolina	Army	1	0	18	6	25
	Navy	0	1	12	9	22
	Air Force	0	2	11	7	20
	Marine Corps	0	2	3	4	9
	Total	1	5	44	26	76
South Dakota	Army	0	0	9	41	50
	Navy	0	0	1	0	1
	Air Force	1	0	14	4	19
	Total	1	0	24	45	70
Tennessee	Army	1	1	26	20	48
	Navy	0	0	5	1	6
	Air Force	1	0	4	1	6
	Marine Corps	0	0	1	0	1
	Total	2	1	36	22	61
Texas	Army	3	2	76	21	102
	Navy	0	3	20	13	36
	Air Force	3	3	43	9	58
	Marine Corps	0	0	2	0	2
	Total	6	8	141	43	198
Utah	Army	1	1	15	3	20
	Navy	0	0	2	0	2
	Air Force	1	0	12	59	72
	Total	2	1	29	62	94
Vermont	Army	0	0	9	5	14
	Navy	0	0	1	0	1
	Air Force	0	0	1	0	1
	Total	0	0	11	5	16

<i>Large Site</i>	= Total PRV greater than or equal to \$1.690B
<i>Medium Site</i>	= Total PRV less than \$1.690B and greater than or equal to \$901M
<i>Small Site</i>	= Total PRV less than \$901M and greater than 0
<i>Other Site</i>	= PRV equal to 0 (Zero) - primarily land records

Site Size By Location - FY 2009 Baseline Data

<i>Location</i>	<i>Component</i>	<i>No. of Large Sites</i>	<i>No. of Medium Sites</i>	<i>No. of Small Sites</i>	<i>No. of Other Sites</i>	<i>Total Sites</i>
Virginia	Army	1	4	32	7	44
	Navy	2	3	52	26	83
	Air Force	0	1	5	0	6
	Marine Corps	1	0	4	0	5
	WHS	2	0	8	0	10
	Total		6	8	101	33
Washington	Army	1	0	23	7	31
	Navy	2	2	41	41	86
	Air Force	2	0	19	5	26
	Marine Corps	0	0	1	0	1
	Total		5	2	84	53
West Virginia	Army	0	0	30	8	38
	Navy	0	0	6	0	6
	Air Force	0	0	2	1	3
	Total		0	38	9	47
Wisconsin	Army	1	0	36	7	44
	Navy	0	0	4	1	5
	Air Force	0	0	7	0	7
	Marine Corps	0	0	0	1	1
	Total		1	0	47	9
Wyoming	Army	0	0	1	4	5
	Navy	0	0	0	1	1
	Air Force	0	1	84	0	85
	Total		0	1	85	5
United States Total:		97	100	3,420	1,125	4,742

<i>Large Site</i>	= Total PRV greater than or equal to \$1.690B
<i>Medium Site</i>	= Total PRV less than \$1.690B and greater than or equal to \$901M
<i>Small Site</i>	= Total PRV less than \$901M and greater than 0
<i>Other Site</i>	= PRV equal to 0 (Zero) - primarily land records

Site Size By Location - FY 2009 Baseline Data

<i>Location</i>	<i>Component</i>	<i>No. of Large Sites</i>	<i>No. of Medium Sites</i>	<i>No. of Small Sites</i>	<i>No. of Other Sites</i>	<i>Total Sites</i>
Territories	Army	0	0	21	8	29
	Navy	2	2	24	44	72
	Air Force	1	0	18	0	19
	Marine Corps	0	0	1	0	1
	Total	3	2	64	52	121
Overseas	Army	1	8	276	8	293
	Navy	3	2	103	28	136
	Air Force	8	6	226	21	261
	Marine Corps	1	3	15	7	26
	Total	13	19	620	64	716
Worldwide Total:		113	121	4,104	1,241	5,579

<i>Large Site</i>	= Total PRV greater than or equal to \$1.690B
<i>Medium Site</i>	= Total PRV less than \$1.690B and greater than or equal to \$901M
<i>Small Site</i>	= Total PRV less than \$901M and greater than 0
<i>Other Site</i>	= PRV equal to 0 (Zero) - primarily land records

THIS PAGE INTENTIONALLY LEFT BLANK

DEPARTMENT OF DEFENSE
Base Structure Report - As of 30 Sept 2008

VIII. TOTAL DOD INVENTORY

THIS PAGE INTENTIONALLY LEFT BLANK

DEPARTMENT OF DEFENSE
Base Structure Report - As of 30 Sept 2008

SITE *	BRAC 2005	COMPONENT	NAME NEAREST CITY	BUILDINGS						ACRES OWNED	TOTAL ACRES	PRV (\$M)	MIL	CIV	OTHER
				OWNED		LEASED		OTHER							
				COUNT	SQFT	COUNT	SQFT	COUNT	SQFT						
Alabama															
10C Stagefield		Army Active	Fort Rucker	5	2,933	0	0	0	0	180	180	20.0	0	0	0
310th Chem USARC	C	Army Reserve	Anniston	3	74,932	0	0	0	0	19	19	13.1	210	16	2
Abston ANGTS		AF Guard	Montgomery	8	81,723	0	0	0	0	0	27	16.7	63	0	0
Allen Stagefield		Army Active	Newton	5	3,599	0	0	1	44	114	114	18.5	0	0	0
Anniston Army Depot	R	Army Active	Anniston	1,758	9,081,471	1	742	0	0	15,277	15,321	1,895.9	11	4,885	2,026
Barin Field		Navy Active	Foley	7	16,115	0	0	0	0	763	818	35.7	0	0	0
Bill Nichols USARC/ECS #158		Army Reserve	Anniston	2	61,185	0	0	0	0	17	17	15.5	309	6	0
Birmingham Airport		AF Guard	Birmingham	38	334,764	0	0	0	0	0	145	96.5	1,743	0	0
Brown (4B) Stagefield		Army Active	New Brockton	5	3,253	0	0	0	0	176	176	20.2	0	0	0
Cairns Basefield		Army Active	Daleville	57	513,893	0	0	4	1,107	1,326	1,326	217.0	0	0	0
Dothan Regional Airport (ANGS)		AF Guard	Dothan	13	97,472	0	0	0	0	0	36	20.3	366	0	0
Fort Benning AL		Army Active	Fort Mitchell	62	55,328	0	0	3	313	12,138	12,138	37.7	0	0	0
Fort McClellan		Army Active	Moody	7	90,031	0	0	0	0	491	491	15.7	0	0	0
Fort McClellan ARNG Training Center		Army Guard	Anniston	225	892,433	0	0	0	0	22,641	22,641	195.5	411	84	54
Fort Rucker	R	Army Active	Fort Rucker	678	5,110,665	5	14,820	821	2,280,108	57,630	58,381	1,783.7	5,435	1,993	6,323
Goldberg Stagefield		Army Active	Ozark	5	6,076	0	0	0	0	99	102	17.2	0	0	0
Highbluff Stagefield		Army Active	Hartford	5	3,847	0	0	1	44	190	192	17.3	0	0	0
Horace B Hanson USARC		Army Reserve	Birmingham	3	99,804	0	0	0	0	14	14	17.9	568	6	12
Hunt Stagefield		Army Active	Ozark	5	4,203	0	0	0	0	134	155	17.9	0	0	0
Louisville Stagefield		Army Active	Louisville	2	128	0	0	1	42	101	105	11.7	0	0	0
Martin ANGTS		AF Guard	Gadsden	14	71,253	0	0	0	0	0	29	15.4	0	0	0
Maxwell AFB		AF Active	Maxwell AFB	267	5,069,472	0	0	0	0	2,528	3,543	1,253.2	1,655	1,239	0
Maxwell AFB Gunter Annex		AF Active	Gunter AFB	55	1,712,848	2	31,567	0	0	353	371	369.6	1,109	603	40
Montgomery ANGTS		AF Guard	Montgomery	6	65,123	0	0	0	0	12	12	13.6	205	0	0
Montgomery Regional Airport ANGB		AF Guard	Montgomery	41	297,449	0	0	0	0	0	70	84.3	1,714	0	0
NOLF Brewton		Navy Active	Brewton	0	0	2	1,070	0	0	0	653	26.0	0	0	0
NOLF Evergreen		Navy Active	Evergreen	0	0	1	7,650	0	0	132	440	18.2	0	0	0
NOLF Silverhill		Navy Active	Daphne	2	1,443	0	0	0	0	400	400	20.8	0	0	0
NOLF Summerdale		Navy Active	Summerdale	1	1,024	0	0	0	0	565	565	25.1	0	0	0
NOLF Wolf		Navy Active	Summerdale	1	240	0	0	0	0	422	422	27.2	0	0	0
Redstone Arsenal	R	Army Active	Huntsville	1,320	11,299,682	0	0	390	889,279	62,156	69,146	3,350.8	1,883	9,336	20,050
Runkle Stagefield		Army Active	Elba	5	4,718	0	0	3	338	235	235	13.2	0	0	0
Shell Basefield		Army Active	Enterprise	13	63,794	0	0	0	0	296	296	51.6	0	0	0
Skelly Stagefield		Army Active	Kinston	4	6,209	0	0	0	0	193	193	20.8	0	0	0

* Sites which have assets with a DoD legal interest, excludes State owned assets.

** US Locations that do not meet criteria of at least ten (10) Acres AND at least \$10M PRV. US Territories and Non-US Locations that do not meet criteria of at least ten (10) Acres OR at least \$10M PRV.

DEPARTMENT OF DEFENSE
Base Structure Report - As of 30 Sept 2008

SITE *	BRAC 2005	COMPONENT	NAME NEAREST CITY	BUILDINGS						ACRES OWNED	TOTAL ACRES	PRV (\$M)	MIL	CIV	OTHER
				OWNED		LEASED		OTHER							
				COUNT	SQFT	COUNT	SQFT	COUNT	SQFT						
Stinson (5AB) Stagefield		Army Active	New Brockton	5	3,433	0	0	0	0	191	191	19.8	0	0	0
Toth Stagefield		Army Active	Dothan	4	3,177	0	0	1	220	125	128	24.8	0	0	0
** OTHER SITE(S) : 60				114	659,553	9	56,252	3	5,135	392	180,763	142.1	4,342	154	19
Alabama Total:				4,745	35,793,273	20	112,101	1,228	3,176,630	179,308	369,855	9,960.3	20,024	18,322	28,526
Alaska															
Back Island		Navy Active	Ketchikan	3	23,756	0	0	0	0	0	15	55.2	0	0	0
Barter Island Dew Station Bar		AF Active	Kaktovik	7	65,887	0	0	0	0	0	641	237.1	0	0	0
Big Mountain Radio Relay Site		AF Active	Iliamna	0	0	0	0	0	0	0	402	47.3	0	0	0
Birch Lake Recreation Annex		AF Active	Salcha	31	17,983	0	0	0	0	0	51	14.4	0	0	0
Black Rapids Training Area		Army Active	Delta Junction	4	39,252	0	0	0	0	0	2,784	15.8	0	0	0
Blair Lake Air Force Rangeex		AF Active	Fairbanks	4	33,094	0	0	0	0	0	33,963	28.0	0	0	0
Cape Lisburne Long Range Radar Site		AF Active	Point Hope	7	46,258	0	0	0	0	0	1,125	129.0	0	0	0
Cape Newenham Long Range Radar Site		AF Active	Platinum	9	54,220	0	0	0	0	0	2,359	139.0	0	0	0
Cape Romanzof Long Range Radar Site		AF Active	Hooper Bay	8	36,745	0	0	0	0	0	4,900	51.9	0	0	0
Chena River Research Site		AF Active	North Pole	2	420	0	0	0	0	0	3,791	58.9	0	0	0
Clear AB		AF Active	Clear A.F.B.	53	883,853	0	0	0	0	11,438	11,438	613.0	206	60	0
Cold Bay Long Range Radar Site		AF Active	Cold Bay	5	13,548	0	0	0	0	0	208	27.9	0	0	0
Donnelly Training Area		Army Active	Delta Junction	21	57,331	0	0	0	0	631,693	631,693	83.9	0	0	0
Eareckson AS		AF Active	Adak Station	86	1,231,164	0	0	0	0	0	3,520	1,953.7	0	0	0
Eielson AFB		AF Active	North Pole	451	5,770,210	13	86,547	209	1,512,328	0	24,429	4,368.5	3,142	398	1
Elmendorf AFB		AF Active	Anchorage	383	7,328,730	1	19,112	2	5,344	11,990	13,452	4,591.4	6,485	1,435	92
Fairbanks Eielson Pipeline		Army Active	Fort Wainwright	3	4,149	0	0	0	0	59	1,765	495.5	0	0	0
Flaxman Island Range Radar Site		AF Active	Deadhorse	12	25,438	0	0	0	0	0	605	45.4	0	0	0
Fort Greely	R	Army Active	Delta Junction	181	1,605,510	0	0	0	0	7,200	7,200	1,392.6	212	102	1,162
Fort Richardson	R	Army Active	Fort Richardson	751	8,266,146	0	0	19	175,933	72,934	73,174	3,284.3	6,633	833	1,909
Fort Wainwright	R	Army Active	Fort Wainwright	635	9,439,692	56	337,680	9	167,602	3,398	656,233	3,912.8	6,544	905	2,104
Fort Yukon Long Range Radar Site		AF Active	Fort Yukon	6	47,303	0	0	0	0	0	205	22.4	0	0	0
Galena Airport		AF Active	Galena	42	356,369	0	0	0	0	0	163	303.6	0	0	0
Gerstle River Arctic Test Site		Army Active	Delta Junction	0	0	0	0	0	0	0	19,031	132.4	0	0	0
Granite Mountain Radio Relay Site		AF Active	Nome	7	26,079	0	0	0	0	0	258	83.6	0	0	0
Haarp Research Station		AF Active	Gakona	33	45,894	0	0	0	0	5,408	5,408	62.0	0	0	0
Indian Mountain Long Range Radar Site		AF Active	Hughes	8	33,230	0	0	0	0	0	4,226	69.1	0	0	0

* Sites which have assets with a DoD legal interest, excludes State owned assets.

** US Locations that do not meet criteria of at least ten (10) Acres AND at least \$10M PRV. US Territories and Non-US Locations that do not meet criteria of at least ten (10) Acres OR at least \$10M PRV.

DEPARTMENT OF DEFENSE
Base Structure Report - As of 30 Sept 2008

SITE *	BRAC 2005	COMPONENT	NAME NEAREST CITY	BUILDINGS						ACRES OWNED	TOTAL ACRES	PRV (\$M)	MIL	CIV	OTHER
				OWNED		LEASED		OTHER							
				COUNT	SQFT	COUNT	SQFT	COUNT	SQFT						
Kalakaket Creek Radio Relay Site		AF Active	Ruby	6	24,424	0	0	0	0	0	316	47.2	0	0	0
King Salmon Airport		AF Active	King Salmon	0	0	1	182	55	378,206	192	927	804.9	0	0	0
Kotzebue Long Range Radar Site		AF Active	Kotzebue	2	4,511	0	0	0	0	0	676	10.7	0	0	0
Lonely Short Range Radar Site		AF Active	Barrow	0	0	0	0	13	27,465	0	1,082	133.1	0	0	0
NARL Barrow Camp Tr1		Navy Active	Barrow	4	34,052	0	0	0	0	639	639	18.3	0	0	0
Nikolski Radio Relay Site		AF Active	Nikolski	1	120	0	0	0	0	0	323	11.7	0	0	0
North River Radio Relay Site		AF Active	Unalakleet	0	0	0	0	0	0	0	144	20.6	0	0	0
Oliktok Long Range Radar Site		AF Active	Deadhorse	5	36,636	0	0	0	0	160	832	106.7	0	0	0
Point Barrow Long Range Radar Site		AF Active	Barrow	0	0	0	0	6	52,965	0	266	83.1	0	0	0
Point Lay Long Range Radar Site		AF Active	Point Lay	0	0	0	0	6	36,640	0	1,442	99.8	0	0	0
Seward Recreation Area		Army Active	Fort Richardson	22	54,975	0	0	0	0	1	13	15.4	0	0	0
Sparrevohn Long Range Radar Site		AF Active	Lime Village	8	41,055	0	0	0	0	0	1,179	135.4	0	0	0
Tatalina Long Range Radar Site		AF Active	McGrath	7	37,367	0	0	0	0	0	4,970	64.2	0	0	0
Ted Stevens IAP		AF Guard	Anchorage	35	424,609	0	0	0	0	0	129	231.8	2,433	0	0
Tin City Long Range Radar Site		AF Active	Wales	6	83,453	0	0	0	0	37	723	151.0	0	0	0
Wainwright Short Range Radar Site		AF Active	Wainwright	3	2,628	0	0	5	19,994	0	1,519	91.4	0	0	0
Whittier Anchorage Pipeline		Army Active	Fort Richardson	2	4,639	0	0	0	0	0	445	209.6	0	0	0
Yukon Command TS		Army Active	Fairbanks	6	14,429	0	0	0	0	287,228	287,418	111.7	0	0	0
Yukon Weapons Range		AF Active	North Pole	8	7,337	0	0	0	0	0	246	11.6	0	0	0
** OTHER SITE(S) : 127				128	261,920	7	9,981	2	67,000	6,328	25,025	128.2	87	0	0
Alaska Total:				2,995	36,484,416	78	453,502	326	2,443,477	1,038,703	1,831,352	24,705.3	25,742	3,733	5,268
American Samoa															
Te O USARC		Army Reserve	Pago Pago	5	24,754	1	3,600	0	0	0	110	11.0	473	5	17
American Samoa Total:				5	24,754	1	3,600	0	0	0	110	11.0	473	5	17
Arizona															
Air Force Plant 44		AF Active	Tucson	71	1,030,468	0	0	0	0	2,208	2,208	239.8	0	0	0
Barnes Hall USARC		Army Reserve	Phoenix	5	63,256	0	0	0	0	12	12	15.5	464	28	3
Barry Goldwater Range		MC Active	Yuma	51	163,802	0	0	0	0	691,759	691,759	127.1	0	0	0
Davis-Monthan AFB		AF Active	Tucson	545	4,719,817	0	0	1	18,945	4,166	9,708	1,901.9	6,372	1,085	0
Fort Huachuca	R	Army Active	Fort Huachuca	1,639	7,859,625	0	0	5	5,748	58,142	73,400	2,132.7	7,395	2,568	6,338
Gila Bend Air Force Auxiliary Field		AF Active	Gila Bend	41	143,530	0	0	0	0	640	1,886	111.1	0	0	0
Herrea Hall USARC		Army Reserve	Mesa	4	91,663	0	0	0	0	13	13	22.5	784	18	3

* Sites which have assets with a DoD legal interest, excludes State owned assets.

** US Locations that do not meet criteria of at least ten (10) Acres AND at least \$10M PRV. US Territories and Non-US Locations that do not meet criteria of at least ten (10) Acres OR at least \$10M PRV.

DEPARTMENT OF DEFENSE
Base Structure Report - As of 30 Sept 2008

SITE *	BRAC 2005	COMPONENT	NAME NEAREST CITY	BUILDINGS						ACRES OWNED	TOTAL ACRES	PRV (\$M)	MIL	CIV	OTHER
				OWNED		LEASED		OTHER							
				COUNT	SQFT	COUNT	SQFT	COUNT	SQFT						
Luke AFB		AF Active	Luke AFB	369	3,708,015	0	0	0	0	2,933	4,833	1,418.0	4,432	954	0
Luke Air Force Auxiliary Field #1		AF Active	Wittmann	1	600	0	0	0	0	400	1,105	155.6	0	0	0
Luke Waste Annex		AF Active	Glendale	11	23,906	0	0	0	0	0	46	15.3	0	0	0
MCAS Yuma		MC Active	Yuma	302	2,219,925	0	0	291	1,021,161	7,162	8,637	1,491.2	3,623	426	0
MCAS Yuma Hsg-Off Base FY81		MC Active	Yuma	0	0	0	0	55	178,664	23	23	74.2	0	0	0
NG Papago Military Reservation		Army Guard	Phoenix	62	539,673	0	0	0	0	418	418	125.7	1,733	359	306
Papago ANG		AF Guard	Phoenix	4	40,364	0	0	0	0	0	12	10.9	0	0	0
Sky Harbor IAP		AF Guard	Phoenix	17	275,733	0	0	0	0	0	60	92.8	1,543	0	0
The Barry M Goldwater Air Force Range		AF Active	Gila Bend	9	8,708	0	0	0	0	1,162,690	2,671,679	171.4	0	0	0
Tucson IAP		AF Guard	Tucson	38	600,005	0	0	0	0	94	98	188.5	2,721	4	0
Yuma Proving Ground		Army Active	Yuma	598	2,147,707	0	0	2	8,644	1,001,023	1,008,913	1,212.6	176	700	2,051
** OTHER SITE(S) : 30				120	360,124	3	52,235	0	0	11,424	40,315	135.6	3,782	234	438
Arizona Total:				3,887	23,996,921	3	52,235	354	1,233,162	2,943,106	4,515,124	9,642.5	33,025	6,376	9,139
Arkansas															
90th RRC - ECS 15	C	Army Reserve	Fort Smith	5	109,401	4	82,278	0	0	39	39	34.1	0	50	0
Fort Chaffee MTC		Army Guard	Fort Smith	446	1,670,307	0	0	0	0	65,013	65,387	427.2	418	89	160
Fort Smith MAP		AF Guard	Fort Smith	40	344,050	0	0	0	0	0	142	96.5	1,867	0	0
Little Rock AFB		AF Active	Little Rock Air Base	342	3,772,761	0	0	0	0	6,102	6,900	1,324.1	6,777	480	0
Maurice Britt USARC	R	Army Reserve	North Little Rock	12	226,384	0	0	0	0	43	43	45.4	1,371	246	37
Pine Bluff Arsenal	R	Army Active	White Hall	920	3,631,328	0	0	0	0	13,494	13,495	1,289.3	6	1,180	1,100
** OTHER SITE(S) : 24				43	269,887	2	2,800	0	0	385	939	56.7	2,351	115	10
Arkansas Total:				1,808	10,024,117	6	85,078	0	0	85,076	86,944	3,273.4	12,790	2,160	1,307
California															
AFRC TS Los Alamitos		Army Guard	Los Alamitos	199	1,451,251	0	0	0	0	2,714	2,714	533.2	2,615	268	630
Air Force Plant 42		AF Active	Palmdale	104	3,242,923	0	0	0	0	6,131	6,131	1,247.7	14	17	0
Beale AFB		AF Active	Beale AFB	1,319	4,291,709	0	0	0	0	22,931	22,944	2,049.5	3,844	559	1
BT Collins USARC/OMS/AMSA (G)		Army Reserve	Sacramento	10	191,585	0	0	0	0	38	38	53.5	913	43	24
C3F Complex		Navy Active	San Diego	14	263,082	0	0	0	0	91	91	109.9	0	0	0
Capehart Housing 3 Mugu	R	Navy Active	Camarillo	78	462,884	0	0	0	0	52	52	100.4	0	0	0
Channel Islands ANG		AF Guard	Oxnard	21	345,982	0	0	0	0	206	206	148.4	1,876	0	0
Choc Mt Air Gnrng		MC Active	Niland	6	45,528	0	0	0	0	459,506	459,506	17.8	0	0	0
Concord (0696A)		Army Active	Concord	165	338,206	0	0	0	0	6,100	6,100	345.6	4	36	3
CSO Hunters Point Annex		Navy Active	San Francisco	155	2,665,462	0	0	0	0	922	922	1,413.5	0	0	0

* Sites which have assets with a DoD legal interest, excludes State owned assets.

** US Locations that do not meet criteria of at least ten (10) Acres AND at least \$10M PRV. US Territories and Non-US Locations that do not meet criteria of at least ten (10) Acres OR at least \$10M PRV.

DEPARTMENT OF DEFENSE
Base Structure Report - As of 30 Sept 2008

SITE *	BRAC 2005	COMPONENT	NAME NEAREST CITY	BUILDINGS						ACRES OWNED	TOTAL ACRES	PRV (\$M)	MIL	CIV	OTHER
				OWNED		LEASED		OTHER							
				COUNT	SQFT	COUNT	SQFT	COUNT	SQFT						
CSO NAS Alameda		Navy Active	Alameda	337	5,255,623	0	0	0	0	2,559	2,718	2,510.2	0	0	0
CSO NS Treasure Island		Navy Active	San Francisco	132	1,806,684	1	30,000	0	0	1,139	1,141	813.0	1	0	0
CSO NSY Long Beach		Navy Active	Long Beach	23	667,535	0	0	0	0	390	396	254.1	0	0	0
CSO NSY Mare Island		Navy Active	Vallejo	103	909,489	0	0	0	0	860	860	600.7	0	0	0
CSO PWC San Francisco DoD Hsg-Novato		Navy Active	Novato	6	67,406	0	0	0	0	15	15	12.0	0	0	0
Davis Communications Annex		AF Active	Davis	4	29,524	0	0	0	0	316	316	19.0	0	0	0
Defense Distribution Region West Sharpe Site		Army Active	French Camp	79	4,126,359	0	0	1	12,092	724	724	794.9	127	2	42
Defense Distribution Region West Tracy		Army Active	Tracy	57	5,407,121	1	4,850	0	0	908	908	922.4	4	16	1
Edwards AFB		AF Active	Edwards AFB	1,885	9,093,884	1	25,913	98	273,127	272,579	307,517	5,301.1	1,815	3,381	0
El Monte USARC		Army Reserve	South El Monte	4	38,348	0	0	0	0	0	11	11.5	440	10	1
Estero Bay Fuel Complex	R	Navy Active	Morro Bay	6	1,840	0	0	0	0	175	175	111.3	0	0	0
Former NAVPHIBASE Coronado		Navy Active	Coronado	157	1,646,150	0	0	166	790,366	760	1,019	831.9	461	13	0
Fort Hunter Liggett	R	Army Reserve	Jolon	269	990,349	0	0	1	4,386	164,261	164,261	622.5	142	189	464
Fort MacArthur FH Annex		AF Active	Long Beach	48	285,256	0	0	0	0	191	193	97.9	0	0	0
Fort Ord		Army Active	Seaside	0	0	0	0	0	0	14,159	14,159	126.1	0	0	0
Fresno Yosemite International (ANG)		AF Guard	Fresno	43	381,206	0	0	0	0	0	117	146.5	1,812	0	0
Fuel Farm		Navy Active	San Diego	63	83,502	0	0	0	0	206	206	178.2	0	0	0
Garden Grove USARC		Army Reserve	Stanton	4	39,771	0	0	0	0	14	14	10.3	162	4	0
George AFB		AF Active	George AFB	748	3,419,353	0	0	0	0	3,902	4,218	1,389.2	0	0	0
Hayward MAP (ANG)		AF Guard	Hayward	17	148,452	0	0	0	0	0	27	48.0	94	0	0
Holderman Hall USARC		Army Reserve	Los Angeles	3	84,052	0	0	0	0	10	10	21.8	313	18	0
Holtville Carrier LS		Navy Active	El Centro	0	0	0	0	0	0	110	110	15.9	0	0	0
Hwd Of Oakland USARC/AMSA 85 G		Army Reserve	Oakland	0	0	9	84,183	0	0	0	16	23.4	280	25	5
Laguna Peak CA	R	Navy Active	Point Mugu	10	14,325	0	0	0	0	39	39	12.1	0	0	0
Lincoln Communication Annex		AF Active	Lincoln	2	16,264	0	0	0	0	358	358	18.9	0	0	0
Long Beach Fuel Complex		Navy Active	Long Beach	5	5,711	0	0	0	0	11	11	21.7	0	0	0
Long Beach Golf Course		Navy Active	Los Alamitos	2	27,380	10	14,635	0	0	0	254	20.9	0	0	0
Los Angeles AFB		AF Active	El Segundo	17	957,046	0	0	0	0	54	56	328.9	1,153	1,188	0
Los Angeles Air Force Annex No.4		AF Active	Carson	1	85,000	0	0	0	0	23	23	21.2	0	0	0
March AFB		AF Active	March AFB	167	365,824	0	0	0	0	1,557	1,558	254.3	49	76	0
March ARB		AF Reserve	March AFB	197	2,531,381	0	0	0	0	2,134	2,398	1,186.7	1,763	307	0
March USARC		Army Reserve	Riverside	9	74,309	0	0	1	5,280	69	74	18.8	1,163	39	1

* Sites which have assets with a DoD legal interest, excludes State owned assets.

** US Locations that do not meet criteria of at least ten (10) Acres AND at least \$10M PRV. US Territories and Non-US Locations that do not meet criteria of at least ten (10) Acres OR at least \$10M PRV.

DEPARTMENT OF DEFENSE
Base Structure Report - As of 30 Sept 2008

SITE *	BRAC 2005	COMPONENT	NAME NEAREST CITY	BUILDINGS						ACRES OWNED	TOTAL ACRES	PRV (\$M)	MIL	CIV	OTHER
				OWNED		LEASED		OTHER							
				COUNT	SQFT	COUNT	SQFT	COUNT	SQFT						
Mare Island USARC/OMS/Marine AMSA		Army Reserve	Vallejo	6	151,221	0	0	0	0	34	34	58.4	523	31	1
Mather AFB		AF Active	Mather AFB	179	1,458,836	0	0	0	0	4,360	4,489	925.4	0	0	0
MCAGCC 29 Palms Coleville		MC Active	Coleville	46	304,828	0	0	0	0	0	60,513	104.9	0	0	0
MCAGCC Twentynine Palms		MC Active	Twentynine Palms	757	5,468,122	241	806,975	634	2,779,325	605,264	605,597	3,024.0	10,755	983	0
MCAS EI Toro LIFOC		MC Active	Irvine	229	2,037,951	0	0	0	0	940	940	711.1	0	0	0
MCAS Miramar		MC Active	San Diego	470	5,008,681	4	6,240	289	1,063,385	22,638	22,941	3,166.7	10,671	416	0
MCAS Tustin Carve-Out 5A, 6		MC Active	Tustin	28	346,333	0	0	0	0	81	81	120.9	0	0	0
MCB Camp Pendleton		MC Active	Camp Pendleton	1,608	14,337,004	35	48,960	2,309	9,500,032	127,159	127,159	7,189.1	42,380	7,403	0
McClellan AFB		AF Active	McClellan AFB	357	8,754,656	0	0	1	16,000	2,777	2,873	2,824.3	34	28	0
McClellan FH Annex		AF Active	McClellan AFB	284	644,191	0	0	0	0	7	12	105.4	0	0	0
MCLB Barstow Nebo Area		MC Active	Barstow	159	2,330,752	0	0	0	0	3,724	3,725	612.0	244	474	0
MCLB Barstow Yermo Area		MC Active	Barstow	91	1,673,758	0	0	0	0	1,681	1,681	654.5	0	0	0
MCRD San Diego		MC Active	San Diego	134	2,187,856	0	0	5	19,776	428	428	656.2	2,389	325	0
MCRD San Diego Former NTC		MC Active	San Diego	4	114,908	0	0	0	0	72	72	31.9	0	0	0
Moffett Community Hsg		Army Reserve	Mountain View	116	783,150	0	0	124	670,602	140	140	180.2	5	30	37
MTC-H Camp Roberts		Army Guard	San Miguel	730	2,890,805	0	0	0	0	42,814	42,814	903.5	338	198	266
NAF EI Centro		Navy Active	EI Centro	200	961,549	0	0	58	145,657	1,636	1,711	610.0	839	551	0
NAS Lemoore		Navy Active	Lemoore NAS	252	3,133,723	0	0	875	2,939,887	29,823	29,823	2,240.0	3,865	485	0
NAS Moffett Field		AF Guard	Mountain View	47	417,190	0	0	0	0	0	146	150.9	1,705	84	0
NAS North Island Clev NF Survival Tra		Navy Active	Warner Springs	42	45,265	0	0	0	0	0	6,106	11.5	0	0	0
NAS North Island Imperial Beach		Navy Active	Imperial Beach	80	711,416	0	0	0	0	1,402	1,402	309.3	0	0	0
NAS North Island Lofgren Terrace		Navy Active	Chula Vista	0	0	0	0	53	375,010	37	37	44.6	0	0	0
NAS North Island San Diego		Navy Active	San Diego	595	7,580,761	0	0	0	0	2,803	2,804	3,451.7	14,702	3,952	0
NAS North Island Silver Strand		Navy Active	Imperial Beach	8	73,030	0	0	0	0	549	549	24.3	0	0	0
Naval Medical Center San Diego		Navy Active	San Diego	25	1,574,138	0	0	0	0	76	76	688.9	3,825	2,534	0
NAVBASE Ventura City Point Mugu	R	Navy Active	Point Mugu	530	3,247,328	1	12	357	671,621	4,484	4,484	1,620.6	1,403	1,266	0
NAVPHIBASE Seal Side		Navy Active	Coronado	31	460,231	0	0	0	0	72	72	130.1	0	0	0
NAVPMOSSP Mtn View		Navy Active	Mountain View	10	785,777	0	0	0	0	343	343	302.7	0	0	0
NAVSUBASE San Diego		Navy Active	San Diego	131	887,011	0	0	0	0	334	336	393.5	4,369	8,766	15
NAVSUBASE San Diego Admiral Hartman Housing 1		Navy Active	San Diego	0	0	0	0	92	150,343	46	46	42.6	0	0	0
NAVSUBASE San Diego Admiral Hartman Housing 3		Navy Active	San Diego	0	0	0	0	292	495,655	54	54	54.4	0	0	0
NAVSUBASE San Diego Chesterton Hsg		Navy Active	San Diego	1	6,863	0	0	435	810,605	144	144	119.4	0	0	0

* Sites which have assets with a DoD legal interest, excludes State owned assets.

** US Locations that do not meet criteria of at least ten (10) Acres AND at least \$10M PRV. US Territories and Non-US Locations that do not meet criteria of at least ten (10) Acres OR at least \$10M PRV.

DEPARTMENT OF DEFENSE
Base Structure Report - As of 30 Sept 2008

SITE *	BRAC 2005	COMPONENT	NAME NEAREST CITY	BUILDINGS						ACRES OWNED	TOTAL ACRES	PRV (\$M)	MIL	CIV	OTHER
				OWNED		LEASED		OTHER							
				COUNT	SQFT	COUNT	SQFT	COUNT	SQFT						
NAVSUBASE San Diego Fleet ASW		Navy Active	San Diego	39	913,447	0	0	0	0	11	43	301.1	5	0	0
NAVSUPPDET Monterey		Navy Active	Monterey	70	912,295	0	0	0	0	191	192	414.0	1,726	1,396	0
NAVSUPPDET Monterey Centerville Beach		Navy Active	Ferndale	76	196,147	0	0	0	0	47	49	45.7	0	0	0
NAVSUPPDET Monterey Dixon Transmitter Fac		Navy Active	Dixon	25	78,248	0	0	0	0	1,285	1,285	103.5	0	0	0
NAVSUPPDET Monterey La Mesa Village		Navy Active	Monterey	16	81,188	0	0	254	883,831	298	299	155.1	0	0	0
NAVSUPPDET Monterey Navy School Annex		Navy Active	Monterey	32	166,262	0	0	0	0	120	128	79.0	0	0	0
NAWS China Lake	A	Navy Active	China Lake	257	1,659,124	0	0	0	0	606,885	606,926	1,362.0	598	3,372	0
NAWS China LakeRandsburg Wash Area	A	Navy Active	Trona	42	156,253	0	0	0	0	186,994	187,117	71.1	0	0	0
NG Hammer Field		Army Guard	Fresno	4	96,727	0	0	0	0	15	15	23.0	398	71	9
NG Sacramento Mather		Army Guard	Mather AFB	7	86,428	0	0	0	0	30	30	22.8	156	52	29
Norwalk 2		AF Reserve	Norwalk	9	7,767	0	0	0	0	47	55	95.2	0	0	0
Norwalk Fuel Complex		Navy Active	Norwalk	1	676	0	0	0	0	17	18	25.7	0	0	0
NOSC Alameda		Navy Active	Alameda	5	84,892	0	0	0	0	15	15	22.5	746	0	0
NOSC LA		Navy Active	Los Angeles	7	123,972	0	0	0	0	0	23	31.1	901	0	0
NOSC LA N62103		Navy Active	Los Angeles	6	142,462	0	0	0	0	11	11	34.6	0	0	0
NOSC Sacramento		Navy Active	Sacramento	4	48,908	0	0	0	0	20	20	13.1	598	0	0
NS Long Beach		Navy Active	Long Beach	2	412	0	0	0	0	776	776	39.5	58	0	0
NS San Diego		Navy Active	San Diego	177	2,601,151	0	0	4	26,572	837	856	1,499.5	15,355	3,817	4
NS San Diego Bayview Hills Housing		Navy Active	San Diego	1	5,500	0	0	199	1,622,259	162	162	191.4	0	0	0
NS San Diego Broadway Complex		Navy Active	San Diego	8	768,797	0	0	0	0	20	22	151.8	0	0	0
NS San Diego Chollas Heights Hsg		Navy Active	San Diego	0	0	0	0	91	556,930	78	78	68.9	0	0	0
NS San Diego Dryside		Navy Active	San Diego	123	2,773,635	0	0	1	194,222	288	288	724.8	0	0	0
NS San Diego Eucalyptus Housing		Navy Active	San Diego	0	0	0	0	57	487,888	41	41	53.6	0	0	0
NS San Diego Home Terrace Condos		Navy Active	San Diego	0	0	0	0	27	126,482	10	10	15.5	0	0	0
NS San Diego Howard Gilmore		Navy Active	La Mesa	0	0	0	0	49	626,117	50	50	78.4	0	0	0
NS San Diego Mission Gorge		Navy Active	San Diego	15	28,606	0	0	0	0	448	448	32.4	0	0	0
NS San Diego Murphy Canyon		Navy Active	San Diego	4	30,360	0	0	1,087	4,454,900	733	733	676.6	0	0	0
NS San Diego National City		Navy Active	National City	2	224,103	0	0	0	0	56	56	29.7	0	0	0
NS San Diego Pomerado Terrace		Navy Active	San Diego	0	0	0	0	23	263,281	52	52	32.3	0	0	0
NS San Diego Terrace View Villas		Navy Active	San Diego	0	0	0	0	65	243,956	17	17	28.5	0	0	0

* Sites which have assets with a DoD legal interest, excludes State owned assets.

** US Locations that do not meet criteria of at least ten (10) Acres AND at least \$10M PRV. US Territories and Non-US Locations that do not meet criteria of at least ten (10) Acres OR at least \$10M PRV.

DEPARTMENT OF DEFENSE
Base Structure Report - As of 30 Sept 2008

SITE *	BRAC 2005	COMPONENT	NAME NEAREST CITY	BUILDINGS						ACRES OWNED	TOTAL ACRES	PRV (\$M)	MIL	CIV	OTHER
				OWNED		LEASED		OTHER							
				COUNT	SQFT	COUNT	SQFT	COUNT	SQFT						
NTC and Fort Irwin		Army Active	Fort Irwin	660	3,858,445	1	1	953	3,856,965	636,236	636,322	2,113.7	4,451	863	4,423
NWS Seal Beach		Navy Active	Seal Beach	312	1,906,766	0	0	38	453,117	5,023	5,023	784.2	342	0	0
NWS Seal Beach Corona		Navy Active	Norco	51	333,799	0	0	0	0	590	590	152.0	0	0	0
NWS Seal Beach Det Concord	R	Navy Active	Concord	490	1,840,298	0	0	0	0	6,691	7,426	1,083.2	0	0	0
NWS Seal Beach Fallbrook California		Navy Active	Fallbrook	268	1,045,526	0	0	7	13,953	8,851	8,851	454.4	0	0	0
Old Town		Navy Active	San Diego	13	916,665	0	0	0	0	47	47	386.5	0	0	0
Onizuka AFB		AF Active	Sunnyvale	20	612,595	0	0	0	0	23	23	187.9	11	143	0
Ord Military Community		Army Active	Seaside	53	543,152	0	0	898	2,162,002	771	771	484.7	0	0	0
Ozol Defense Fuel Support Point		AF Active	Martinez	4	4,494	0	0	0	0	54	75	86.5	0	0	0
Parks Reserve Forces Training Area	R	Army Reserve	Dublin	108	1,029,943	0	0	122	280,290	2,468	2,468	318.1	1,236	80	503
Patton Hall USARC		Army Reserve	Bell	4	154,235	0	0	0	0	21	21	38.4	963	28	5
Pillar Point AFS		AF Active	Half Moon Bay	14	26,020	0	0	0	0	55	55	10.7	0	0	0
Point Arena AFS		AF Active	Point Arena	47	92,706	0	0	0	0	74	83	30.4	0	0	0
Port Hueneme	R	Navy Active	Port Hueneme	413	4,895,865	47	375,248	196	725,084	1,793	1,793	1,736.4	3,050	3,258	0
Presidio Of Monterey		Army Active	Monterey	140	1,818,231	2	55,809	76	193,285	392	392	563.7	4,065	1,730	2,326
Riverbank AAP	C	Army Active	Riverbank	121	754,975	0	0	0	0	172	172	283.7	0	4	242
Sacramento Army Depot		Army Active	Sacramento	5	9,470	0	0	0	0	48	48	14.8	0	0	0
San Clemente		Navy Active	San Clemente Nav Res I	204	486,249	0	0	0	0	36,206	36,206	471.8	0	0	0
San Nicolas Island	R	Navy Active	San Nicolas Island	145	384,240	0	0	0	0	13,370	13,370	584.4	0	0	0
San Pedro Fuel Depot		Navy Active	Los Angeles	27	33,888	0	0	0	0	269	272	173.8	0	0	0
Santa Cruz Island	R	Navy Active	Goleta	10	16,760	0	0	0	0	0	11	21.2	0	0	0
SAT COM		Army Active	San Miguel	13	43,649	2	16,500	0	0	23	23	21.8	116	2	72
Sepulveda National Guard Station		AF Guard	Los Angeles	13	85,839	0	0	0	0	0	26	24.5	205	0	0
Sierra Army Depot	R	Army Active	Herlong Sierra Ord-D	1,022	5,181,179	0	0	0	0	36,096	36,096	1,623.0	1	918	585
Silas B. Hays		Army Active	Seaside	1	369,662	0	0	0	0	24	24	91.9	0	0	0
Skaggs Island		Navy Active	Skaggs Island	107	237,753	0	0	0	0	3,309	3,309	132.6	0	0	0
SPAWARSSYSCEN		Navy Active	San Diego	257	1,518,519	0	0	0	0	500	501	594.7	0	0	0
Travis AFB		AF Active	Fairfield	776	7,219,196	148	441,593	0	0	5,130	6,456	3,641.5	6,402	1,274	0
Travis Water System Annex #2		AF Active	Vacaville	12	23,421	0	0	0	0	206	206	17.4	0	0	0
Tulelake Radar Site		AF Active	Alturas	4	17,140	0	0	0	0	0	928	21.5	0	0	0
Tustin USARC		Army Reserve	Irvine	2	42,213	0	0	0	0	15	15	11.9	562	12	30
Vandenberg AFB		AF Active	Lompoc	899	6,803,194	1	8,375	9	30,838	98,415	118,312	3,530.5	2,713	1,125	0
** OTHER SITE(S) : 257				1,516	6,554,229	26	1,119,179	571	2,027,383	340,245	408,918	3,156.8	9,939	415	541
California Total:				22,282	180,282,767	530	3,038,473	10,518	39,952,504	3,816,808	4,012,884	83,499.6	171,689	52,277	10,260

* Sites which have assets with a DoD legal interest, excludes State owned assets.

** US Locations that do not meet criteria of at least ten (10) Acres AND at least \$10M PRV. US Territories and Non-US Locations that do not meet criteria of at least ten (10) Acres OR at least \$10M PRV.

DEPARTMENT OF DEFENSE
Base Structure Report - As of 30 Sept 2008

SITE *	BRAC 2005	COMPONENT	NAME NEAREST CITY	BUILDINGS						ACRES OWNED	TOTAL ACRES	PRV (\$M)	MIL	CIV	OTHER
				OWNED		LEASED		OTHER							
				COUNT	SQFT	COUNT	SQFT	COUNT	SQFT						
Colorado															
Buckley AFB		AF Active	Aurora	182	3,020,045	0	0	0	0	3,359	4,262	1,020.1	3,545	448	0
Buckley Annex		AF Reserve	Denver	4	637,903	0	0	0	0	72	72	140.1	0	0	0
Cheyenne Mountain AFS		AF Active	Colorado Spgs	52	342,480	0	0	0	0	499	567	169.0	337	99	0
Fort Carson	R	Army Active	Colorado Spgs	714	9,193,765	1	315	1,779	4,415,347	134,899	137,795	3,567.7	18,335	1,848	3,599
Fort Carson Weapons Range		AF Guard	Colorado Spgs	5	12,224	0	0	0	0	0	3,110	12.4	0	0	0
Greeley ANGS		AF Guard	Greeley	6	59,025	0	0	0	0	0	17	17.9	0	0	0
Joe P Martinez USARC/AMSA #100		Army Reserve	Denver	3	82,127	0	0	0	0	20	20	20.4	438	31	4
NG Buckley AFB		Army Guard	Aurora	10	276,969	0	0	0	0	16	16	85.6	1,089	161	14
NG Firestone		Army Guard	Longmont	4	81,510	0	0	0	0	11	11	17.0	89	37	0
NOSC Denver		Navy Active	Lakewood	4	99,980	0	0	0	0	0	15	29.1	231	1	0
Peterson AFB		AF Active	Colorado Spgs	155	2,864,810	36	338,788	0	0	218	1,457	1,043.3	3,599	2,397	38
Pinon Canyon		Army Active	Model	23	68,675	0	0	0	0	233,197	235,722	125.8	0	6	3
Pueblo Chemical Depot		Army Active	Pueblo	1,121	5,489,496	0	0	0	0	23,122	23,122	1,786.4	2	317	568
Rocky Mountain Arsenal		Army Active	Commerce City	26	355,724	0	0	0	0	3,751	3,918	211.5	0	6	345
Schriever AFB		AF Active	Colorado Spgs	57	1,851,593	0	0	0	0	3,202	5,634	598.6	1,656	547	1
USAF Academy		AF Active	Air Force Academy	223	5,745,551	0	0	2	5,448	16,889	53,276	1,582.1	1,711	1,453	0
USAF Academy Auxiliary Airfield		AF Active	Calhan	1	1,651	0	0	0	0	0	197	12.1	0	0	0
William T. Fitzsimons USARC		Army Reserve	Aurora	4	135,173	0	0	0	0	21	21	33.8	716	17	0
** OTHER SITE(S) : 81				157	798,373	11	159,520	2	18,007	955	8,744	663.2	3,489	65	4
Colorado Total:				2,751	31,117,074	48	498,623	1,783	4,438,802	420,231	477,976	11,136.3	35,237	7,433	4,576
Connecticut															
Berry-Rosenblatt AFRC		Army Reserve	West Hartford	2	163,763	0	0	0	0	12	12	39.7	609	16	0
BG John W Middleton USARC		Army Reserve	East Windsor	5	66,120	0	0	0	0	16	16	22.6	184	7	0
Bradley IAP		AF Guard	Windsor Locks	33	319,255	0	0	0	0	0	148	107.3	51	0	0
NAVSUBASE New London		Navy Active	Groton	259	2,838,933	0	0	18	78,606	686	687	1,270.2	8,575	858	0
NAVSUBASE New London Conning Towers		Navy Active	Groton	4	26,015	0	0	79	220,200	50	50	41.5	0	0	0
NAVSUBASE New London Dolphin Gardens		Navy Active	Groton	1	47,779	0	0	0	0	40	40	12.1	0	0	0
NAVSUBASE New London Nautilus Park 1st Inc		Navy Active	Groton	1	18,018	0	0	500	660,563	50	50	93.8	0	0	0
NAVSUBASE New London Nautilus Park 2nd Inc		Navy Active	Groton	0	0	0	0	263	647,714	142	142	83.4	0	0	0

* Sites which have assets with a DoD legal interest, excludes State owned assets.

** US Locations that do not meet criteria of at least ten (10) Acres AND at least \$10M PRV. US Territories and Non-US Locations that do not meet criteria of at least ten (10) Acres OR at least \$10M PRV.

DEPARTMENT OF DEFENSE
Base Structure Report - As of 30 Sept 2008

SITE *	BRAC 2005	COMPONENT	NAME NEAREST CITY	BUILDINGS						ACRES OWNED	TOTAL ACRES	PRV (\$M)	MIL	CIV	OTHER
				OWNED		LEASED		OTHER							
				COUNT	SQFT	COUNT	SQFT	COUNT	SQFT						
NAVSUBASE New London Nautilus Park 3rd Inc		Navy Active	Groton	3	30,571	0	0	1	5,421	115	115	12.6	0	0	0
NAVSUBASE New London Polaris Park		Navy Active	Groton	23	26,254	0	0	68	373,001	52	52	46.8	0	0	0
NAVSUBASE New London Trident Park		Navy Active	Groton	1	400	0	0	154	605,514	85	86	76.9	0	0	0
NG AASF Windsor Locks		Army Guard	Windsor Locks	14	153,270	0	0	0	0	32	32	77.9	217	45	1
NWIRP Bloomfield		Navy Active	Bloomfield	6	93,031	0	0	0	0	85	85	45.9	0	0	0
Orange ANG Communications Station		AF Guard	New Haven	4	60,673	0	0	0	0	21	29	17.9	323	0	0
Stratford Army Engine Plant		Army Active	Stratford	42	1,618,526	0	0	0	0	124	124	399.0	0	0	0
** OTHER SITE(S) : 17				20	195,745	7	63,908	0	0	86	121	63.2	979	34	0
Connecticut Total:				418	5,658,353	7	63,908	1,083	2,591,019	1,595	1,788	2,410.6	10,938	960	1
<u>Delaware</u>															
Dover AFB		AF Active	Dover AFB	201	3,561,427	0	0	3	25,641	3,218	3,824	1,515.0	3,303	757	0
New Castle County Airport		AF Guard	Newport	36	280,527	0	0	0	0	0	80	93.3	1,877	0	0
NG New Castle TS Rifle Range		Army Guard	New Castle	39	160,804	0	0	0	0	227	227	25.0	75	51	14
** OTHER SITE(S) : 7				17	125,353	0	0	0	0	104	105	29.7	866	8	0
Delaware Total:				293	4,128,111	0	0	3	25,641	3,550	4,237	1,663.0	6,121	816	14
<u>District of Columbia</u>															
Bellevue		Navy Active	Washington, DC	190	314,976	0	0	0	0	60	60	40.2	0	0	0
Bolling AFB	R	AF Active	Washington, DC	128	2,941,759	0	0	1	0	607	607	900.5	1,852	747	0
Fort Lesley J McNair		Army Active	Washington, DC	60	1,120,899	0	0	0	0	107	107	257.8	894	571	187
Naval Research Lab		Navy Active	Washington, DC	89	2,515,934	0	0	0	0	131	133	897.8	0	0	0
NDept Potomac Annex		Navy Active	Washington, DC	16	186,212	0	0	0	0	12	12	40.3	0	0	0
NS Anacostia		Navy Active	Washington, DC	60	1,006,149	0	0	0	0	299	351	426.5	2,805	1,852	0
NSA North Potomac		Navy Active	Washington, DC	33	172,208	0	0	0	0	72	72	57.2	0	0	0
NSA Washington		Navy Active	Washington, DC	86	3,212,604	0	0	0	0	78	78	904.1	7,719	15,908	38
Walter Reed AMC Main Post	C	Army Active	Washington, DC	47	4,539,725	1	5,040	9	43,488	113	113	1,456.3	2,326	2,876	2,688
** OTHER SITE(S) : 11				23	297,605	10	274,560	0	0	29	39	191.7	1,222	97	0
District of Columbia Total:				732	16,308,071	11	279,600	10	43,488	1,508	1,571	5,172.5	16,818	22,051	2,913
<u>Florida</u>															
Arbuckle Airfield		AF Active	Avon Park	38	240,244	0	0	0	0	5,145	5,147	149.5	0	0	0

* Sites which have assets with a DoD legal interest, excludes State owned assets.

** US Locations that do not meet criteria of at least ten (10) Acres AND at least \$10M PRV. US Territories and Non-US Locations that do not meet criteria of at least ten (10) Acres OR at least \$10M PRV.

DEPARTMENT OF DEFENSE
Base Structure Report - As of 30 Sept 2008

SITE *	BRAC 2005	COMPONENT	NAME NEAREST CITY	BUILDINGS						ACRES OWNED	TOTAL ACRES	PRV (\$M)	MIL	CIV	OTHER
				OWNED		LEASED		OTHER							
				COUNT	SQFT	COUNT	SQFT	COUNT	SQFT						
Avon Park AF Range		AF Active	Avon Park	5	2,915	0	0	0	0	100,929	100,929	31.4	0	29	0
Camp Blanding		AF Guard	Starke	24	131,675	0	0	0	0	0	219	28.2	4	0	0
Cape Canaveral AFS		AF Active	Cape Canaveral AFS	598	3,965,362	0	0	0	0	15,375	16,239	1,513.0	419	211	0
Corry Station		Navy Active	Pensacola	113	1,775,291	0	0	100	267,610	673	674	499.2	39	1	0
CSO Cecil Field FL NAS		Navy Active	Cecil Field	32	246,168	0	0	0	0	415	415	499.4	0	0	0
CSO Orlando FL NTC Annex		Navy Active	Orlando	100	690,966	0	0	0	0	704	704	159.1	0	0	0
Cudjoe Key AFS		AF Active	Cudjoe	8	15,832	0	0	0	0	65	69	11.5	0	0	0
Destin Moreno Point		Army Active	Destin	21	58,872	0	0	0	0	14	14	13.0	0	0	0
Dredgers Key-Sigsbee		Navy Active	Key West	45	323,290	0	0	235	943,899	352	352	245.7	0	0	0
Eglin AFB		AF Active	Valparaiso	1,875	10,485,716	0	0	4	10,132	436,035	453,594	3,691.1	6,874	3,561	1
Eglin AFB Auxiliary Field #3		AF Active	Crestview	291	1,285,614	0	0	6	70,472	1,348	1,348	579.8	11	25	0
Eglin AFB Auxiliary Field #6		AF Active	Ft Walton Beach	55	189,290	0	0	2	8,339	629	629	126.8	0	0	0
Fleming Key Magazine		Navy Active	Key West	33	52,867	0	0	0	0	322	323	34.3	0	0	0
Homestead AFB		AF Reserve	Homestead	1	93,202	0	0	0	0	12	12	16.7	51	1	0
Homestead ARB		AF Reserve	Homestead	121	1,000,335	0	0	0	0	1,943	2,311	558.0	121	229	0
Hurlburt Field		AF Active	Mary Esther	542	4,644,771	75	443,332	0	0	6,634	6,634	1,445.9	7,508	909	2
Jacksonville IAP		AF Guard	Callahan	38	341,097	0	0	0	0	0	342	106.6	1,825	0	0
LTC Luis E. Martinez USARC		Army Reserve	Miami-Dade	2	82,720	0	0	0	0	28	28	16.0	774	8	2
Lynn Haven Defense Fuel Sup		AF Active	Lynn Haven	8	12,631	0	0	0	0	203	203	22.2	0	0	0
MacDill AFB		AF Active	Macdill AFB	321	3,913,599	0	0	2	9,990	5,633	5,866	1,441.1	5,725	1,400	66
Malabar Transmitter Annex		AF Active	Palm Bay	9	35,208	0	0	0	0	640	640	12.2	0	0	0
MCSF Blount Island		MC Active	Jacksonville	42	553,155	0	0	0	0	902	1,056	232.1	90	168	0
NAS Jacksonville		Navy Active	Jacksonville	498	6,986,152	2	90,000	175	512,323	3,842	3,881	2,369.1	8,553	9,901	8
NAS Jacksonville Yellow Water Housing		Navy Active	Jacksonville	4	6,193	0	0	40	260,240	254	254	34.7	0	0	0
NAS Key West		Navy Active	Stock Island	127	716,885	0	0	0	0	3,977	4,734	570.4	1,286	318	19
NAS Key West Peary Court		Navy Active	Key West	9	40,586	0	0	41	182,878	28	28	33.9	0	0	0
NAS Key West Truman Annex		Navy Active	Key West	36	354,860	0	0	37	114,543	159	233	168.6	0	0	0
NAS Key West Trumbo Point Annex		Navy Active	Key West	24	312,941	0	0	64	197,775	129	137	210.7	0	0	0
NAS Pensacola		Navy Active	Pensacola	396	6,422,836	0	0	138	641,678	5,540	5,761	2,105.4	10,800	3,856	0
NAS Pensacola Mariner Housing		Navy Active	Pensacola	0	0	300	354,732	0	0	0	147	35.1	0	0	0
NAS Whiting Field Milton		Navy Active	Milton	133	1,028,324	0	0	0	0	3,533	3,914	628.3	73	0	0
Naval Hospital Key West		Navy Active	Key West	5	69,156	0	0	5	9,175	15	15	32.0	0	0	0
NG Eglin AFB Fort Walton Beach		Army Guard	Eglin AFB	20	27,573	0	0	0	0	4,367	4,367	17.6	14	1	0
NG Pensacola (Ellyson Field)		Army Guard	Pensacola	0	0	0	0	0	0	0	11	12.1	221	6	0
NOLF Choctaw		Navy Active	Navarre	5	14,412	0	0	0	0	0	1,450	89.0	0	0	0

* Sites which have assets with a DoD legal interest, excludes State owned assets.

** US Locations that do not meet criteria of at least ten (10) Acres AND at least \$10M PRV. US Territories and Non-US Locations that do not meet criteria of at least ten (10) Acres OR at least \$10M PRV.

DEPARTMENT OF DEFENSE
Base Structure Report - As of 30 Sept 2008

SITE *	BRAC 2005	COMPONENT	NAME NEAREST CITY	BUILDINGS						ACRES OWNED	TOTAL ACRES	PRV (\$M)	MIL	CIV	OTHER
				OWNED		LEASED		OTHER							
				COUNT	SQFT	COUNT	SQFT	COUNT	SQFT						
NOLF Holley		Navy Active	Navarre	1	1,024	0	0	0	0	698	698	38.0	0	0	0
NOLF Santa Rosa		Navy Active	Milton	2	1,517	0	0	0	0	738	738	58.5	0	0	0
NOLF Spencer		Navy Active	Pace	3	4,195	0	0	0	0	640	640	36.3	0	0	0
NOSC Miami		Navy Active	Hialeah	2	62,752	0	0	0	0	20	20	13.1	471	0	0
NOTU Cape Canaveral		Navy Active	Cape Canaveral	0	0	0	0	72	435,373	0	250	182.9	0	0	0
NS Mayport		Navy Active	Jacksonville	263	2,197,033	1	12,642	363	948,186	3,002	3,230	1,050.6	4,109	437	0
NS Mayport FISC		Navy Active	Jacksonville	30	38,634	0	0	0	0	181	181	68.5	0	0	0
NS Mayport Ribault Bay Village		Navy Active	Atlantic Beach	2	25,132	0	0	120	637,218	158	158	74.3	0	0	0
NSA Orlando		Navy Active	Orlando	4	233,557	2	51,872	0	0	41	41	69.9	0	28	50
NSA Panama City		Navy Active	Panama City	176	1,212,940	17	98,565	38	90,029	622	669	404.1	156	0	0
OLF Bronson		Navy Active	Pensacola	23	11,405	0	0	0	0	967	1,098	29.1	0	0	0
OLF Whitehouse		Navy Active	Jacksonville	8	11,317	0	0	0	0	1,908	2,565	36.0	0	0	0
Orlando ASF 49		Army Reserve	Orlando	3	28,813	0	0	0	0	34	34	18.6	0	0	0
Patrick AFB		AF Active	Patrick AFB	529	3,990,461	0	0	0	0	2,089	2,324	1,130.3	1,431	1,284	7
Pinecastle E.W. Range		Navy Active	Altoona	12	6,775	0	0	0	0	0	5,900	11.0	0	0	0
Pinellas Park AFRC		Army Reserve	Pinellas Park	5	236,677	0	0	0	0	58	58	54.8	985	73	27
Saufley Field		Navy Active	Pensacola	73	703,500	0	0	1	4,072	882	895	307.2	0	0	0
Sp Forces Site Key West		Army Active	Key West	10	75,906	0	0	0	0	0	24	18.8	0	0	0
Taft USARC		Army Reserve	Orlando	5	168,876	0	0	0	0	40	40	30.4	1,037	18	13
Tyndall AFB		AF Active	Tyndall AFB	468	3,841,399	0	0	3	9,436	27,452	28,824	1,494.8	3,925	732	0
US Army Garrison-Miami		Army Active	Orange Park	0	0	0	0	7	227,485	0	34	36.9	148	328	636
Whiting Pines		Navy Active	Milton	3	8,715	0	0	279	414,742	0	98	56.2	0	0	0
** OTHER SITE(S) : 177				188	1,212,663	34	553,265	41	331,722	6,658	19,274	458.8	9,536	199	424
Florida Total:				7,389	60,194,028	431	1,604,408	1,773	6,327,317	646,030	690,469	23,418.8	66,186	23,723	1,255

Georgia

Air Force Plant 6		AF Active	Marietta	94	6,427,328	0	0	0	0	755	755	1,199.0	0	0	0
Athens USARC		Army Reserve	Athens	4	52,096	0	0	0	0	13	13	10.5	175	2	0
Camp Frank D. Merrill, Dahlonega		Army Active	Dahlonega	48	137,610	0	0	0	0	0	289	29.7	221	5	32
Decatur USARC		Army Reserve	Decatur	1	85,680	0	0	0	0	11	11	15.4	1,015	33	1
Dobbins AFB	C	Navy Active	Dobbins AFB	12	74,019	0	0	0	0	0	37	28.7	112	0	0
Dobbins ARB		AF Reserve	Dobbins AFB	87	1,000,880	0	0	0	0	1,666	1,913	417.4	319	262	0
Dobbins USARC/ASF		Army Reserve	Marietta	0	0	0	0	5	42,727	0	24	10.3	95	7	9
Fort Benning GA	R	Army Active	Fort Benning	1,206	14,282,333	0	0	2,094	6,538,640	178,226	178,271	4,366.7	29,208	2,490	7,641
Fort Gillem	C	Army Active	Forest Park	148	5,765,749	0	0	5	9,275	1,531	1,531	816.0	2,179	563	1,541
Fort Gordon		Army Active	Augusta	603	7,855,289	0	0	458	1,427,772	55,597	55,597	2,102.1	13,982	2,178	5,326

* Sites which have assets with a DoD legal interest, excludes State owned assets.

** US Locations that do not meet criteria of at least ten (10) Acres AND at least \$10M PRV. US Territories and Non-US Locations that do not meet criteria of at least ten (10) Acres OR at least \$10M PRV.

DEPARTMENT OF DEFENSE
Base Structure Report - As of 30 Sept 2008

SITE *	BRAC 2005	COMPONENT	NAME NEAREST CITY	BUILDINGS						ACRES OWNED	TOTAL ACRES	PRV (\$M)	MIL	CIV	OTHER
				OWNED		LEASED		OTHER							
				COUNT	SQFT	COUNT	SQFT	COUNT	SQFT						
Fort Gordon Recreation Area		Army Active	Augusta	27	52,404	0	0	0	0	0	909	15.5	0	0	0
Fort McPherson	C	Army Active	Atlanta	218	2,203,704	0	0	3	4,697	487	488	417.0	2,125	1,864	2,334
Fort Stewart		Army Active	Fort Stewart	1,279	8,152,777	0	0	949	4,803,458	279,154	279,157	3,646.8	16,731	1,716	3,276
Glynco ANGS		AF Guard	Brunswick	5	68,731	0	0	0	0	14	14	13.8	0	0	0
Hunter ANGS #2		AF Guard	Savannah	13	63,778	0	0	0	0	0	18	12.8	321	0	0
Hunter Army Airfield		Army Active	Savannah	304	3,324,149	0	0	353	1,154,745	5,372	5,654	1,282.7	5,570	409	1,822
MCLB Albany		MC Active	Albany	192	5,395,947	0	0	159	327,297	3,619	3,619	1,078.8	980	2,812	0
MCLB Albany Housing Area #1		MC Active	Albany	189	365,920	0	0	0	0	78	78	34.5	0	0	0
Moody AFB		AF Active	Moody AFB	334	2,601,642	0	0	0	0	5,094	5,497	809.8	4,523	389	0
NAS Atlanta	C	Navy Active	Marietta	74	392,400	0	0	0	0	107	107	142.7	1,795	100	0
NAVSUBASE Kings Bay		Navy Active	Kings Bay	369	4,968,963	0	0	166	857,760	14,465	16,616	2,317.0	3,988	1,649	0
NG Dobbins ARB		Army Guard	Marietta	9	118,937	0	0	0	0	22	22	23.4	364	51	84
NOSC-MCRC Atlanta		Navy Active	Marietta	2	100,336	0	0	0	0	0	18	19.9	651	0	0
NSA Athens	C	Navy Active	Athens	64	327,791	0	0	0	0	58	58	76.1	243	70	0
Robins AFB		AF Active	Robins AFB	482	13,148,209	0	0	1	34,500	6,779	6,935	3,299.1	6,467	11,739	0
Savannah/Hilton Head IAP		AF Guard	Savannah	96	689,908	0	0	0	0	0	290	178.2	1,814	0	0
VTS Catoosa		Army Guard	Tunnel Hill	36	77,326	0	0	0	0	1,627	1,627	22.4	11	3	8
** OTHER SITE(S) : 44				133	536,766	13	149,643	50	153,663	12,064	12,460	159.1	3,234	164	68
Georgia Total:				6,029	78,270,670	13	149,643	4,243	15,354,534	566,738	572,005	22,545.5	96,123	26,506	22,142

Guam

Agana		Navy Active	Agana	1	220	0	0	0	0	1	10	21.2	0	0	0
Andersen Administration Annex		AF Active	Agana	129	754,318	0	0	0	0	1,969	2,024	368.2	0	0	0
Andersen AFB		AF Active	Yigo	1,302	5,309,889	0	0	0	0	11,093	11,096	5,201.8	2,453	431	0
Andersen AFB		Navy Active	Andersen AB	13	59,492	0	0	1	168	0	0	125.8	0	0	0
Andersen AFB VOR Annex		AF Active	Andersen AB	0	0	0	0	0	0	0	346	3.0	0	0	0
Andersen AFS		AF Active	Andersen AB	6	16,773	0	0	0	0	32	32	20.9	0	0	0
Andersen Communications Annex #2		AF Active	Barrigada	0	0	0	0	0	0	432	432	10.1	0	0	0
Andersen FH Annex #1		AF Active	Andersen AB	0	0	0	0	0	0	102	102	1.1	0	0	0
Andersen FH Annex #4		AF Active	Agana	1	266	0	0	0	0	408	408	17.1	0	0	0
Andersen Petrol Product Storage Annex #1		AF Active	Andersen AB	2	1,768	0	0	0	0	19	82	81.8	0	0	0
Andersen Petrol Product Storage Annex #2		AF Active	Andersen AB	10	24,855	0	0	0	0	64	64	96.2	0	0	0
Andersen Water Supply Annex		AF Active	Tumon	2	384	0	0	0	0	8	55	8.6	0	0	0
CSO Agana Guam NAS		Navy Active	Agana	419	1,191,153	0	0	1	10,600	0	0	1,194.9	4	0	0

* Sites which have assets with a DoD legal interest, excludes State owned assets.

** US Locations that do not meet criteria of at least ten (10) Acres AND at least \$10M PRV. US Territories and Non-US Locations that do not meet criteria of at least ten (10) Acres OR at least \$10M PRV.

DEPARTMENT OF DEFENSE
Base Structure Report - As of 30 Sept 2008

SITE *	BRAC 2005	COMPONENT	NAME NEAREST CITY	BUILDINGS						ACRES OWNED	TOTAL ACRES	PRV (\$M)	MIL	CIV	OTHER
				OWNED		LEASED		OTHER							
				COUNT	SQFT	COUNT	SQFT	COUNT	SQFT						
GLUP 94 BRAC IV		Navy Active	Agana	18	43,169	0	0	0	0	0	0	46.6	0	0	0
Guam US Army Reserve Center		Army Reserve	Agana	6	59,936	0	0	0	0	0	20	36.4	335	4	0
Naval Hospital		Navy Active	Agana	0	0	0	0	0	0	26	26	0.0	0	0	0
NAVBASE Guam		Navy Active	Agana	985	4,812,210	0	0	0	0	17,217	17,447	5,353.7	30	0	0
NAVBASE Guam Apra Heights		Navy Active	Apra	194	607,416	0	0	0	0	0	3	238.8	9	6	0
NAVBASE Guam Barrigada		Navy Active	Barrigada	23	169,684	0	0	0	0	1,081	1,132	190.4	0	0	0
NAVBASE Guam Finegayan		Navy Active	Finegayan	289	1,108,343	0	0	0	0	2,957	2,979	699.1	0	0	0
NAVBASE Guam Harmon		Navy Active	Dededo	1	220	0	0	0	0	8	12	0.1	0	0	0
NAVBASE Guam Marbo		Navy Active	Mangilao	0	0	0	0	0	0	0	45	4.4	0	0	0
NAVBASE Guam Naval Magazine		Navy Active	Santa Rita	210	651,105	0	0	0	0	17	21	1,134.9	0	0	0
NAVBASE Guam Talofofo		Navy Active	Talofofo	0	0	0	0	0	0	13	13	0.0	0	0	0
NAVBASE Guam Tiyan		Navy Active	Agana	1	895	0	0	0	0	0	22	2.7	0	0	0
NAVHOSP Guam		Navy Active	Naval Supply Depot	22	355,831	0	0	0	0	94	94	311.4	0	0	0
NG Fort Juan Muna		Army Guard	Barrigada	37	92,470	0	0	0	0	15	15	0.0	18	0	20
NG Guam Barrigada Complex		Army Guard	Barrigada	4	111,244	0	0	0	0	51	51	0.0	1,077	0	10
Nimitz Hill		Navy Active	Nimitz Hill	78	227,087	0	0	0	0	211	283	134.7	0	0	0
Northwest Guam AFB		AF Active	Agana	10	58,899	0	0	0	0	4,378	4,378	696.1	145	4	35
Sasa Valley		Navy Active	Piti	32	16,847	0	0	0	0	421	432	210.1	0	0	0
Tanguisson Point		Navy Active	Dededo	1	29,205	0	0	0	0	27	27	147.8	0	0	0
Tenjo Vista		Navy Active	Piti	8	2,201	0	0	0	0	0	0	81.5	0	0	0
** OTHER SITE(S) : 32				2	9,693	1	157	0	0	0	0	9.3	24	0	0
Guam Total:				3,806	15,715,573	1	157	2	10,768	40,644	41,652	16,449.0	4,095	445	65
Hawaii															
Aiea		Navy Active	Aiea	22	28,878	0	0	271	497,777	91	91	265.3	0	0	0
Aliamanu Military Reservation		Army Active	Honolulu	103	280,061	0	0	669	2,824,789	592	599	680.1	0	0	65
Barking Sands Communications Station		AF Guard	Kekaha	4	31,016	0	0	0	0	0	11	20.6	253	0	0
Bellows AFS		AF Active	Kailua	97	142,139	0	0	0	0	409	487	160.0	28	10	0
CSO Barbers Pt HI		Navy Active	Barbers Point	0	0	0	0	0	0	1,116	1,246	109.6	1	0	0
Dillingham Mil Res		Army Active	Waialua	5	4,176	0	0	0	0	664	664	43.5	0	0	40
Ewa		Navy Active	Ewa Beach	1,894	3,357,126	0	0	0	0	3,130	3,144	1,231.0	0	0	0
Fort De Russey		Army Active	Honolulu	9	783,763	0	0	0	0	73	73	188.9	0	0	865
Fort Shafter		Army Active	Honolulu	134	1,620,196	0	0	223	861,601	589	590	819.0	4,263	1,117	1,338
Helemano Military Reservation		Army Active	Wahiawa	23	243,047	0	0	216	1,556,062	0	293	451.3	421	0	49
Hickam AFB		AF Active	Hickam AFBBase	316	5,092,658	0	0	0	0	2,525	2,535	3,818.9	7,011	1,298	29

* Sites which have assets with a DoD legal interest, excludes State owned assets.

** US Locations that do not meet criteria of at least ten (10) Acres AND at least \$10M PRV. US Territories and Non-US Locations that do not meet criteria of at least ten (10) Acres OR at least \$10M PRV.

DEPARTMENT OF DEFENSE
Base Structure Report - As of 30 Sept 2008

SITE *	BRAC 2005	COMPONENT	NAME NEAREST CITY	BUILDINGS						ACRES OWNED	TOTAL ACRES	PRV (\$M)	MIL	CIV	OTHER
				OWNED		LEASED		OTHER							
				COUNT	SQFT	COUNT	SQFT	COUNT	SQFT						
Hickam Petroleum Products Storage Annex		AF Active	Wahiawa	18	10,417	0	0	0	0	92	151	185.2	0	0	0
Honolulu		Navy Active	Pearl Harbor	134	1,131,540	1	54,030	1,864	5,223,169	573	576	1,966.7	0	0	0
Kaena Point Satellite Tracking Station		AF Active	Waianae	25	69,531	0	0	0	0	0	153	60.3	2	18	0
Kahuku Training Area		Army Active	Kahuku	13	22,227	0	0	0	0	8,330	9,480	22.3	0	0	0
Kalaeloa		Navy Active	Barbers Point	165	989,169	0	0	0	0	246	254	549.8	0	0	0
Kamokala Ridge		Navy Active	Kekaha	13	23,582	0	0	0	0	0	89	18.7	0	0	0
Kilauea Mil Reserve		Army Active	Hawaii Natl Park	87	152,207	0	0	3	223	13	72	66.2	0	0	82
Kipapa Ammo Storage Site		Army Active	Pukalani	70	179,462	0	0	0	0	401	401	73.9	0	0	0
Kokee AFS		AF Active	Kekaha	12	23,239	0	0	0	0	0	10	15.8	40	0	0
Kunia		Navy Active	Kunia	0	0	0	0	10	275,180	0	96	171.1	0	0	0
Makaha Ridge		Navy Active	Kokee	14	23,844	0	0	0	0	0	245	35.9	0	0	0
Makua Mil Reserve		Army Active	Waianae	4	4,873	0	0	0	0	3,406	4,195	19.8	0	0	0
Manana Housing/Pw Area		Navy Active	Pearl City	1	775	0	0	49	125,391	23	23	42.7	0	0	0
MCB Camp Smith		MC Active	Aiea	51	615,939	0	0	9	19,010	219	221	457.7	1,250	149	18
MCB Hawaii Kaneohe		MC Active	Kaneohe	539	3,932,119	0	0	1,265	3,984,860	2,951	2,955	4,157.5	6,575	525	0
MCB Hawaii Manana Capehart		MC Active	Pearl City	4	6,780	0	0	258	696,184	52	52	164.9	0	0	0
MCB Hawaii Pearl City Annex		MC Active	Pearl City	6	207,120	0	0	0	0	27	27	61.2	0	0	0
NS Pearl Harbor		Navy Active	Pearl Harbor	633	9,103,227	0	0	289	794,387	7,238	7,292	8,087.9	11,281	8,611	5
PACMISRANFAC Hawaiian Area		Navy Active	Kekaha	204	455,832	0	0	62	96,589	1,933	4,568	533.0	0	0	0
Pearl City		Navy Active	Pearl City	13	223,707	0	0	273	992,863	626	633	484.1	0	0	0
Pohakuloa Training Area		Army Active	Hilo	172	293,849	0	0	5	567	108,851	131,886	271.5	13	65	91
Pupukea Paalaa Uka Mil Road		Army Active	Haleiwa	0	0	0	0	0	0	109	109	12.3	0	0	0
Puuloa-Oahu		MC Active	Ewa Beach	21	57,379	0	0	0	0	140	140	36.7	0	0	0
Red Hill		Navy Active	Honolulu	7	11,981	0	0	13	15,796	242	243	953.5	0	0	0
Schofield Barracks Military Reservation		Army Active	Wahiawa	492	6,818,663	0	0	1,358	5,699,823	15,600	18,676	4,129.9	12,689	1,448	2,607
Signal Cable Trunking System		Army Active	Wahiawa	42	8,971	0	0	0	0	201	201	97.7	0	0	0
Tripler AMC		Army Active	Honolulu	40	1,877,420	0	0	88	341,926	367	367	1,141.0	1,566	1,407	1,473
USA Field Station Kunia		Army Active	Kunia	9	272,040	0	0	0	0	89	95	133.9	437	9	141
Wahiawa		Navy Active	Wahiawa	95	423,569	0	0	218	651,855	720	743	476.1	0	0	0
Waianae		Navy Active	Lualualei	430	1,099,053	0	0	0	0	9,228	9,229	779.8	0	0	0
Waianae-Kai Military Reservation		Army Active	Waianae	46	47,458	1	637	0	0	0	14	19.6	0	0	23
Waikakalaua Ammo Storage Tunnels		Army Active	Pukalani	49	104,236	0	0	0	0	312	312	41.3	0	0	0
Waikele		Navy Active	Waipahu	134	439,967	0	0	0	0	487	488	275.6	0	0	0

* Sites which have assets with a DoD legal interest, excludes State owned assets.

** US Locations that do not meet criteria of at least ten (10) Acres AND at least \$10M PRV. US Territories and Non-US Locations that do not meet criteria of at least ten (10) Acres OR at least \$10M PRV.

DEPARTMENT OF DEFENSE
Base Structure Report - As of 30 Sept 2008

SITE *	BRAC 2005	COMPONENT	NAME NEAREST CITY	BUILDINGS						ACRES OWNED	TOTAL ACRES	PRV (\$M)	MIL	CIV	OTHER
				OWNED		LEASED		OTHER							
				COUNT	SQFT	COUNT	SQFT	COUNT	SQFT						
Waipahu		Navy Active	Waipahu	24	42,874	0	0	0	0	1,454	1,456	119.3	0	0	0
Wheeler Army Airfield		Army Active	Wahiawa	165	1,284,106	0	0	338	1,063,955	1,370	1,370	1,009.6	2,541	121	729
** OTHER SITE(S) : 93				119	1,048,333	1	8,113	16	105,266	2,507	32,366	332.0	2,893	94	285
Hawaii Total:				6,458	42,588,549	3	62,780	7,497	25,827,273	176,996	238,920	34,792.3	51,264	14,872	7,840
Idaho															
Bayview Idaho		Navy Active	Bayview	13	77,543	0	0	0	0	22	22	27.3	0	0	0
Boise Air Terminal (ANG)		AF Guard	Boise	177	1,695,611	2	3,298	0	0	0	576	552.4	2,316	0	0
Mountain Home AFB		AF Active	Mountain Home AFB	1,036	4,844,209	0	0	16	33,326	2,250	6,850	2,181.2	4,463	438	0
NG Edgemoade TS Mountain Home		Army Guard	Mountain Home	11	60,986	0	0	0	0	151	151	12.6	93	0	0
NG Gowen Field Boise		Army Guard	Boise	116	1,035,130	0	0	0	0	211	211	339.2	1,588	435	310
Orchard Range TS Boise		Army Guard	Boise	27	43,817	0	0	8	10,325	0	0	101.9	0	0	0
Saylor Creek Air Force Range		AF Active	Bruneau	5	10,918	0	0	0	0	640	109,466	13.1	0	0	0
** OTHER SITE(S) : 61				54	142,749	3	38,356	3	71,598	1,105	20,342	86.3	1,119	18	6
Idaho Total:				1,439	7,910,963	5	41,654	27	115,249	4,379	137,618	3,313.9	9,579	891	316
Illinois															
Capital Airport		AF Guard	Springfield	32	325,694	0	0	0	0	0	90	119.7	1,749	0	0
Chanute AFB		AF Active	Chanute AFB	230	2,794,192	0	0	0	0	1,343	1,343	1,087.5	0	2	0
Charles Melvin Price Spt Ctr		Army Active	Alden	9	349,219	0	0	3	3,641	136	136	51.0	319	3	0
Col P. Schulstad USARC		Army Reserve	Arlington Hts	8	231,959	0	0	0	0	48	48	64.8	664	8	154
Fort Sheridan		Navy Active	Highland Park	3	3,567	0	0	93	603,073	206	206	122.2	10	0	0
Future MCAR Project		Army Reserve	Granite City	19	140,118	0	0	0	0	42	42	34.1	0	0	0
GI Camp Jpj		Navy Active	Great Lakes	7	858,704	0	0	0	0	0	52	247.3	0	0	0
Glenview		Navy Active	Glenview	1	13,876	0	0	124	709,086	93	93	92.8	0	0	0
Greater Peoria Regional Airport		AF Guard	Bartonville	33	452,987	0	0	0	0	0	765	177.5	2,253	0	0
Joliet AAP Elwood		Army Active	Wilmington	206	759,003	0	0	0	0	657	657	201.7	0	0	0
Joliet AAP Kankakee		Army Active	Wilmington	19	50,573	0	0	0	0	1,068	1,068	13.7	0	0	0
NG N Riverside (NG Maint Center)		Army Guard	Riverside	19	204,749	0	0	0	0	21	21	30.4	0	112	0
NG Peoria AASF #3		Army Guard	Peoria	18	135,503	0	0	0	0	46	46	40.8	320	54	2
North Shore Mem USARC		Army Reserve	Highland Park	4	47,096	0	0	0	0	14	14	13.7	246	7	0
NS Great Lakes		Navy Active	Great Lakes	291	8,820,997	0	0	676	2,448,482	1,143	1,148	3,481.6	19,128	5,233	0
Parkhurst USARC/OMS/DS		Army Reserve	Darien	2	87,595	0	0	0	0	13	13	24.2	516	65	0
Rock Island Arsenal	R	Army Active	Rock Island	180	6,591,606	47	84,852	0	0	870	870	1,621.6	370	4,991	2,276
Savanna Depot Act		Army Active	Savanna	723	2,878,124	0	0	0	0	8,257	8,257	907.0	0	0	0

* Sites which have assets with a DoD legal interest, excludes State owned assets.

** US Locations that do not meet criteria of at least ten (10) Acres AND at least \$10M PRV. US Territories and Non-US Locations that do not meet criteria of at least ten (10) Acres OR at least \$10M PRV.

DEPARTMENT OF DEFENSE
Base Structure Report - As of 30 Sept 2008

SITE *	BRAC 2005	COMPONENT	NAME NEAREST CITY	BUILDINGS						ACRES OWNED	TOTAL ACRES	PRV (\$M)	MIL	CIV	OTHER
				OWNED		LEASED		OTHER							
				COUNT	SQFT	COUNT	SQFT	COUNT	SQFT						
Scott AFB		AF Active	Belleville	268	4,583,626	0	0	3	12,852	2,881	3,638	1,807.8	6,399	3,008	27
Sheridan Reserve Complex		Army Reserve	Highland Park	37	462,195	0	0	0	0	90	90	114.6	1,601	66	58
USAR Joliet Outdr Training (Elwood)		Army Reserve	Elwood	16	38,189	0	0	0	0	3,585	3,585	16.3	0	0	0
** OTHER SITE(S) : 48				81	1,160,464	3	111,593	0	0	657	697	308.3	4,266	75	16
Illinois Total:				2,206	30,990,036	50	196,445	899	3,777,134	21,172	22,881	10,578.8	37,841	13,624	2,533
Indiana															
(Lyle J. Thompson) USARC		Army Reserve	South Bend	3	57,885	0	0	0	0	0	12	12.6	121	25	0
Camp Atterbury		Army Guard	Avon	380	1,323,128	0	0	0	0	33,139	33,139	478.0	1,232	98	605
Evansville AFRC		Army Reserve	Evansville	2	49,521	0	0	0	0	5	10	11.2	222	17	0
Fort Ben Harrison USARC		Army Reserve	Indianapolis	18	233,287	0	0	0	0	138	138	51.6	390	22	12
Fort Benjamin Harrison		Army Active	Indianapolis	2	101,070	0	0	0	0	78	78	61.4	0	0	0
Fort Wayne IAP		AF Guard	Fort Wayne	28	347,241	1	14,280	0	0	0	189	130.4	1,739	0	0
Grissom AFB		AF Active	Peru	27	365,612	0	0	0	0	2,095	2,537	138.7	0	2	0
Grissom ARB		AF Reserve	Grissom AFB	91	1,204,792	0	0	0	0	343	343	664.1	259	241	0
Hulman Fld		AF Guard	Terre Haute	47	343,090	0	0	0	0	37	121	114.4	1,502	0	0
Indiana AAP		Army Active	Charlestown	920	3,035,177	0	0	0	0	5,310	5,310	954.6	0	0	0
Jefferson Proving Ground		Army Active	Madison	142	337,747	0	0	0	0	52,832	52,832	164.8	20	0	0
Newport Chem Depot	C	Army Active	Newport	226	911,398	0	0	0	0	7,927	9,335	384.0	2	31	757
NSA Crane		Navy Active	Crane	2,438	10,992,325	0	0	37	70,778	62,433	62,435	3,981.8	0	0	0
** OTHER SITE(S) : 33				44	511,387	14	196,728	1,913	7,289,160	1,461	2,545	2,222.7	4,625	791	6,471
Indiana Total:				4,368	19,813,659	15	211,008	1,950	7,359,938	165,797	169,022	9,370.4	10,112	1,227	7,845
Iowa															
Camp Dodge Johnston TS	R	Army Guard	Johnston	30	667,056	0	0	0	0	2,039	2,039	190.2	2,055	412	444
Des Moines IAP		AF Guard	Des Moines	29	211,307	4	177,278	1	15,546	0	171	123.9	1,903	0	0
Des Moines Reserve Complex		Army Reserve	Des Moines	8	162,152	0	0	0	0	40	40	32.5	989	19	48
Fort Dodge ANG		AF Guard	Fort Dodge	13	40,060	0	0	0	0	0	13	10.9	254	0	0
Iowa AAP	R	Army Active	Middletown	969	4,183,541	0	0	1	1,500	20,275	20,275	1,273.4	1	23	668
Sioux Gateway Apt/Col Bud Day Field (ANG)		AF Guard	Sioux City	40	451,656	0	0	0	0	16	306	148.8	1,492	0	0
** OTHER SITE(S) : 35				39	427,088	9	98,115	2	20,898	148	249	112.6	3,533	127	3
Iowa Total:				1,128	6,142,860	13	275,393	4	37,944	22,518	23,093	1,892.2	10,227	581	1,163

* Sites which have assets with a DoD legal interest, excludes State owned assets.

** US Locations that do not meet criteria of at least ten (10) Acres AND at least \$10M PRV. US Territories and Non-US Locations that do not meet criteria of at least ten (10) Acres OR at least \$10M PRV.

DEPARTMENT OF DEFENSE
Base Structure Report - As of 30 Sept 2008

SITE *	BRAC 2005	COMPONENT	NAME NEAREST CITY	BUILDINGS						ACRES OWNED	TOTAL ACRES	PRV (\$M)	MIL	CIV	OTHER
				OWNED		LEASED		OTHER							
				COUNT	SQFT	COUNT	SQFT	COUNT	SQFT						
Johnston Atoll															
Johnston Atoll Airfield		AF Active	Johnston Atoll	72	295,161	0	0	0	0	684	684	501.9	0	0	1,043
			Johnston Atoll Total:	72	295,161	0	0	0	0	684	684	501.9	0	0	1,043
Kansas															
Atchison Caves		Army Reserve	Atchison	6	2,599,610	0	0	0	0	127	130	249.6	0	0	0
Forbes Field (ANG)		AF Guard	Topeka	33	690,403	0	0	0	0	215	215	225.3	1,694	28	0
Fort Leavenworth	R	Army Active	Fort Leavenworth	280	4,768,371	0	0	618	4,309,444	5,637	5,637	1,730.2	4,036	1,788	2,437
Fort Riley	R	Army Active	Fort Riley	807	8,913,012	2	22,672	1,090	6,117,390	78,021	100,985	3,308.5	14,880	1,773	4,875
Kansas AAP	C	Army Active	Parsons	510	2,204,282	0	0	0	0	13,752	13,861	597.6	0	8	189
Leavenworth USARC		Army Reserve	Leavenworth	2	47,520	0	0	0	0	17	17	34.5	0	0	0
McConnell AFB		AF Active	Wichita	756	4,415,012	0	0	0	0	2,682	3,616	1,531.4	4,640	378	0
New Century USARC/ASF # 37		Army Reserve	Gardner	3	84,786	0	0	0	0	16	18	22.0	139	67	0
NG Coffeyville Armory (New)		Army Guard	Coffeyville	0	0	2	25,110	0	0	0	10	14.3	122	0	0
NG Topeka Forbes Field		Army Guard	Topeka	7	231,374	0	0	0	0	30	30	28.0	381	84	0
Salina Smoky Hill Maj Training Area		Army Guard	Salina	27	15,092	0	0	0	0	3,536	3,536	10.6	211	1	0
Smoky Hill ANG Range		AF Guard	Salina	32	45,671	0	0	0	0	33,878	33,878	54.7	44	0	0
Topeka Future		Army Reserve	Topeka	2	47,527	0	0	0	0	12	12	79.6	249	6	0
Wichita USARC	R	Army Reserve	Wichita	3	155,043	0	0	0	0	17	18	29.1	984	171	0
** OTHER SITE(S) : 40				39	334,640	9	86,121	0	0	9,396	25,679	86.3	2,790	61	39
			Kansas Total:	2,507	24,552,343	13	133,903	1,708	10,426,834	147,336	187,642	8,001.8	30,170	4,365	7,540
Kentucky															
Blue Grass Army Depot	R	Army Active	Richmond	1,108	3,947,307	0	0	0	0	14,594	14,594	1,052.9	50	692	507
Brooks-Lawler USARC/AMSA #71		Army Reserve	Fort Thomas	7	64,755	0	0	0	0	15	15	13.7	447	15	0
Fort Campbell KY	R	Army Active	Fort Campbell	531	8,318,054	0	0	1,060	4,493,923	38,508	38,508	2,864.1	29,773	2,036	6,206
Fort Knox	R	Army Active	Fort Knox	971	10,657,832	0	0	1,251	5,172,398	109,207	109,207	3,648.9	15,273	3,150	5,119
Lexington AFRC		Army Reserve	Lexington	5	50,943	0	0	0	0	10	10	10.6	538	3	1
Louisville IAP-Standiford Fl		AF Guard	Louisville	14	368,860	0	0	0	0	0	81	102.6	2,082	0	0
Louisville Kentucky	C	Army Reserve	Louisville	6	129,377	1	26,560	0	0	23	23	32.3	717	26	8
** OTHER SITE(S) : 29				41	203,488	17	116,565	0	0	1,363	1,685	68.3	3,098	357	192
			Kentucky Total:	2,683	23,740,616	18	143,125	2,311	9,666,321	163,720	164,123	7,793.4	51,978	6,279	12,033
Louisiana															
Barksdale AFB		AF Active	Barksdale AFB	436	4,889,128	0	0	0	0	21,945	22,504	1,751.3	5,372	573	0

* Sites which have assets with a DoD legal interest, excludes State owned assets.

** US Locations that do not meet criteria of at least ten (10) Acres AND at least \$10M PRV. US Territories and Non-US Locations that do not meet criteria of at least ten (10) Acres OR at least \$10M PRV.

DEPARTMENT OF DEFENSE
Base Structure Report - As of 30 Sept 2008

SITE *	BRAC 2005	COMPONENT	NAME NEAREST CITY	BUILDINGS						ACRES OWNED	TOTAL ACRES	PRV (\$M)	MIL	CIV	OTHER
				OWNED		LEASED		OTHER							
				COUNT	SQFT	COUNT	SQFT	COUNT	SQFT						
England AFB		AF Active	England AFB	423	2,199,202	0	0	0	0	576	576	628.6	0	1	0
England Authority		Army Active	Alexandria	0	0	23	140,960	0	0	0	252	28.5	0	0	0
Fort Polk		Army Active	Fort Polk	1,115	7,943,077	2	1,350,448	1,179	7,064,314	100,110	198,721	3,260.7	8,872	1,447	4,076
NAS JRB New Orleans		AF Guard	Belle Chasse	56	487,019	0	0	0	0	67	67	132.0	2,021	10	0
NAS JRB New Orleans		Navy Active	Belle Chasse	199	1,435,364	0	0	0	0	5,009	5,009	696.7	1,523	32	0
NOSC New Orleans		Navy Active	New Orleans	5	69,597	0	0	0	0	13	13	16.2	20	0	0
NSA New Orleans		Navy Active	New Orleans	72	719,840	0	0	0	0	188	199	242.2	1,708	495	0
NSA New Orleans East Bank		Navy Active	New Orleans	8	785,489	0	0	0	0	25	26	258.7	953	0	0
** OTHER SITE(S) : 37				128	877,696	0	0	1	11,800	92	10,175	240.1	5,355	203	2
Louisiana Total:				2,442	19,406,411	25	1,491,408	1,180	7,076,114	128,024	237,540	7,255.0	25,824	2,761	4,078
Maine															
Bangor IAP		AF Guard	Bangor	39	473,718	0	0	0	0	122	305	186.7	1,637	0	0
Columbia Falls Radar Site		AF Active	Columbia Falls	4	20,375	0	0	0	0	1,066	1,066	34.8	0	0	0
Moscow Radar Site		AF Active	Bingham	4	44,315	0	0	0	0	1,370	1,370	34.8	0	0	0
NAS Brunswick	R	Navy Active	Brunswick	222	1,560,587	0	0	0	0	3,265	3,287	701.1	2,545	629	0
NAS Brunswick McKeen Street	R	Navy Active	Brunswick	187	362,494	0	0	0	0	70	75	42.2	0	0	0
NAS Brunswick NCTS Cutler VLF Area	R	Navy Active	Cutler	38	125,125	0	0	0	0	2,805	2,805	78.7	0	0	0
NAS Brunswick Topsham	R	Navy Active	Topsham	62	295,581	0	0	0	0	91	91	50.8	145	0	0
NG Bangor TS		Army Guard	Bangor	16	253,622	0	0	0	0	179	204	66.7	306	69	0
NSY Portsmouth		Navy Active	Kittery	291	3,370,348	0	0	0	0	309	309	1,196.2	67	4,124	0
South Portland ANGS		AF Guard	South Portland	9	56,313	0	0	0	0	0	12	14.1	421	0	0
** OTHER SITE(S) : 30				70	242,468	0	0	0	0	12,775	12,818	68.8	769	67	0
Maine Total:				942	6,804,946	0	0	0	0	22,053	22,343	2,475.1	5,890	4,889	0
Maryland															
1Sgt Adam S Brandt USARC		Army Reserve	Curtis Bay	3	52,684	0	0	0	0	27	27	13.9	458	31	0
Aberdeen Proving Ground	R	Army Active	Aberdeen Prov Grnd	1,883	14,005,405	0	0	16	113,914	72,406	72,406	3,681.4	5,280	6,382	5,377
Andrews AFB		AF Active	Andrews AFB	318	5,057,355	0	0	1	2,800	4,996	5,008	2,019.9	6,809	1,485	9
Blossom Point MD		Navy Active	La Plata	20	48,279	0	0	0	0	0	265	17.8	0	0	0
Blossom Point Research Facility		Army Active	Hyattsville	45	69,815	0	0	0	0	1,600	1,600	42.8	0	1	53
Brandywine Globecom Annex		AF Active	Brandywine	4	3,944	0	0	0	0	1,640	1,640	12.4	0	0	0
Curtis Bay - Baltimore		Army Reserve	Curtis Bay	3	27,915	0	0	0	0	27	27	70.5	0	0	0
Fort Detrick	R	Army Active	Frederick	197	2,113,206	0	0	311	663,941	1,153	1,153	1,197.5	1,184	1,477	5,522
Fort George G Meade	R	Army Active	Fort Meade	284	4,749,603	10	40,912	1,211	4,801,937	5,067	5,067	2,190.7	11,622	4,603	22,076

* Sites which have assets with a DoD legal interest, excludes State owned assets.

** US Locations that do not meet criteria of at least ten (10) Acres AND at least \$10M PRV. US Territories and Non-US Locations that do not meet criteria of at least ten (10) Acres OR at least \$10M PRV.

DEPARTMENT OF DEFENSE
Base Structure Report - As of 30 Sept 2008

SITE *	BRAC 2005	COMPONENT	NAME NEAREST CITY	BUILDINGS						ACRES OWNED	TOTAL ACRES	PRV (\$M)	MIL	CIV	OTHER
				OWNED		LEASED		OTHER							
				COUNT	SQFT	COUNT	SQFT	COUNT	SQFT						
Glenn Forest		Navy Active	Lexington Park	0	0	0	0	58	438,608	139	139	47.4	0	0	0
Governors Bridge Globecom Annex		AF Active	Davidsonville	2	26,540	0	0	0	0	864	864	20.0	0	0	0
Jachman USARC		Army Reserve	Owings Mills	3	48,350	0	0	0	0	14	14	11.2	0	0	0
Martin State Apt		AF Guard	Baltimore	52	389,317	0	0	0	0	175	175	120.7	2,755	0	0
MG B L Hunton Mem USARC		Army Reserve	Gaithersburg	4	30,773	0	0	0	0	21	21	10.4	8	0	0
NAF Washington		Navy Active	Andrews AFB	24	468,559	0	0	5	39,603	0	119	213.8	393	0	0
NAS Patuxent River		Navy Active	Patuxent River	500	5,606,066	0	0	285	668,027	6,398	6,398	2,467.8	2,030	6,748	1
National Geospatial Intelligence Agency	C	Army Active	Bethesda	5	680,169	0	0	0	0	40	40	144.5	0	0	0
National Naval Medical Center Bethesda		Navy Active	Bethesda	85	2,788,321	0	0	0	0	242	243	1,002.3	3,577	3,107	0
Naval Academy North Severn		Navy Active	Annapolis	29	194,541	0	0	1	4,024	527	527	76.1	10	0	0
NG Patuxent River NAS Armory		Army Guard	Lexington Park	2	30,777	0	0	0	0	12	12	13.6	22	0	0
NG Pvt Henry Costin		Army Guard	Laurel	3	56,225	0	0	0	0	23	23	12.2	102	0	0
NMIC Suitland		Navy Active	Suitland	5	517,564	0	0	0	0	42	42	152.3	0	0	0
NSA Annapolis		Navy Active	Annapolis	91	3,661,328	0	0	103	634,134	355	356	1,375.3	0	0	0
NSA Annapolis Chesapeake Bay Detach		Navy Active	Solomons	72	191,882	0	0	0	0	168	168	72.6	0	0	0
NSA Annapolis Gambrills Md		Navy Active	Annapolis	58	109,754	0	0	0	0	856	856	23.1	0	0	0
NSA Annapolis Naval Station		Navy Active	Annapolis	64	346,074	0	0	51	255,414	278	278	206.4	0	0	0
NSWC Carderock		Navy Active	Bethesda	74	1,675,747	0	0	0	0	186	186	481.0	0	0	0
NSWC Indian Head		Navy Active	Indian Head	1,015	2,500,091	0	0	80	372,836	1,961	1,961	988.1	502	3	0
Solomons Island, Md		Navy Active	Solomons	126	272,430	0	0	1	5,340	295	295	67.2	0	0	0
Stump Neck Area		Navy Active	Indian Head	86	251,860	0	0	0	0	1,087	1,087	79.0	0	0	0
Summerfield FH		AF Active	Landover	0	0	194	1,942,174	0	0	0	234	282.7	0	0	0
USA Adelphi Laboratory Ctr	R	Army Active	Hyattsville	30	1,131,049	0	0	0	0	207	207	304.6	31	762	421
Walter Reed AMC Forest Glen		Army Active	Silver Spring	34	1,338,568	0	0	0	0	132	132	427.4	290	282	1,054
Walter Reed AMC Glen Haven		Army Active	Silver Spring	2	12,996	0	0	23	442,086	21	21	51.5	2	7	5
Webster Field		Navy Active	Saint Inigoes	69	481,247	0	0	0	0	968	968	224.8	0	0	0
White Plains RR		Navy Active	White Plains	0	0	0	0	0	0	165	165	14.8	0	0	0
** OTHER SITE(S) : 64				96	459,601	27	913,035	4	105,261	6,417	7,125	306.3	2,856	44	0
Maryland Total:				5,288	49,398,035	231	2,896,121	2,150	8,547,925	108,511	109,851	18,444.1	37,931	24,932	34,518

Massachusetts

4th MAW Chicopee Housing		MC Reserve	Chicopee	75	247,551	0	0	59	250,686	84	84	59.8	0	0	0
94th RRC HQ USARC	R	Army Reserve	Ayer	1	81,206	0	0	0	0	14	14	19.5	413	8	0
Barnes MAP (ANG)		AF Guard	Westfield	39	339,125	2	8,540	0	0	2	373	123.2	1,795	0	0

* Sites which have assets with a DoD legal interest, excludes State owned assets.

** US Locations that do not meet criteria of at least ten (10) Acres AND at least \$10M PRV. US Territories and Non-US Locations that do not meet criteria of at least ten (10) Acres OR at least \$10M PRV.

DEPARTMENT OF DEFENSE
Base Structure Report - As of 30 Sept 2008

SITE *	BRAC 2005	COMPONENT	NAME NEAREST CITY	BUILDINGS						ACRES OWNED	TOTAL ACRES	PRV (\$M)	MIL	CIV	OTHER
				OWNED		LEASED		OTHER							
				COUNT	SQFT	COUNT	SQFT	COUNT	SQFT						
Cape Cod AS		AF Active	Bourne	14	103,674	0	0	0	0	0	101	39.7	56	6	0
Cpl G M Craig USARC/AMSA 163		Army Reserve	Brockton	2	66,423	0	0	0	0	14	14	17.0	223	20	0
CSO South Weymouth MA NAS		Navy Active	Weymouth	162	777,780	0	0	0	0	1,444	1,518	445.7	0	0	0
Devens Reserve Forces Training Area		Army Reserve	Ayer	121	1,488,215	0	0	0	0	5,212	5,212	392.0	1,951	250	49
George Hampden Crossman USARC		Army Reserve	Taunton	2	68,517	0	0	0	0	10	10	16.8	172	2	0
Hanscom AFB		AF Active	Bedford	133	3,645,478	0	0	0	0	779	846	1,083.9	1,066	1,601	0
MCRC Westover		MC Reserve	Chicopee	1	39,439	0	0	0	0	12	12	12.0	422	0	0
MTA Camp Edwards		Army Guard	Buzzards Bay	179	802,546	0	0	0	0	14,712	14,712	305.9	323	48	79
NAS South Weymouth Squantum Housing		Navy Active	Weymouth	38	107,962	0	0	0	0	28	28	12.7	0	0	0
NAVPRO Pittsfield		Navy Active	Pittsfield	5	566,151	0	0	0	0	30	30	200.9	0	0	0
NG MTA Camp Curtis Guil		Army Guard	Reading	2	65,627	0	0	0	0	0	0	14.4	476	16	0
NG Rehoboth-TS Nike 19 COE #25326		Army Guard	Rehoboth	10	52,722	0	0	0	0	15	15	10.8	98	0	0
NWIRP Bedford		Navy Active	Bedford	6	275,969	0	0	0	0	46	79	109.9	0	0	0
Otis ANGB		AF Guard	Otis ANGB, Mashpee	178	1,373,453	0	0	12	101,608	1,366	4,042	721.1	1,804	156	0
Soldier Systems Center	R	Army Active	Natick	76	870,376	0	0	0	0	78	78	229.4	90	757	721
South Boston Support Activity		Army Reserve	Boston	2	583,529	0	0	0	0	11	11	130.5	327	36	937
SSC Hudson Housing		Army Active	Natick	14	50,153	0	0	0	0	134	134	11.8	0	0	0
Westover AFRC	C	Army Reserve	Chicopee	2	52,477	0	0	0	0	12	12	13.0	356	9	0
Westover ARB		AF Reserve	Westover AFB	113	1,467,552	0	0	0	0	2,515	2,585	815.6	115	304	0
** OTHER SITE(S) : 41				126	700,401	9	108,179	4	59,250	256	17,925	225.3	1,883	12	0
Massachusetts Total:				1,301	13,826,326	11	116,719	75	411,544	26,774	47,835	5,010.9	11,570	3,225	1,786

Michigan

1Lt Robert L Poxon USARC		Army Reserve	Southfield	6	93,477	0	0	0	0	26	26	23.9	532	11	2
Alpena County Regional Airport		AF Guard	Alpena	99	475,568	0	0	0	0	668	695	244.3	253	0	0
CTC Fort Custer Trng Center		Army Guard	Augusta	128	504,353	0	0	0	0	7,570	7,570	164.1	652	13	9
Detroit Arsenal	R	Army Active	Warren	36	1,609,413	4	11,825	2	21,001	170	178	460.6	63	3,476	2,006
Dr Mary E Walker Mem USARC		Army Reserve	Grand Rapids	2	72,040	0	0	0	0	14	14	19.2	281	7	1
K I Sawyer AFB		AF Active	Gwinn	978	2,947,831	0	0	0	0	2,923	3,930	843.8	34	0	0
NG Grayling Airfield		Army Guard	Grayling	44	140,223	0	0	0	0	822	822	96.9	0	0	0
NOSC Battle Creek		Navy Active	Battle Creek	6	56,916	0	0	0	0	26	158	13.1	383	0	0
Seville Manor FH Michigan		Army Active	New Baltimore	223	636,533	0	0	0	0	103	103	105.3	0	0	0
Selfridge ANGB		AF Guard	Mount Clemens	330	2,908,551	0	0	1	2,414	2,571	3,085	1,142.6	3,002	368	0

* Sites which have assets with a DoD legal interest, excludes State owned assets.

** US Locations that do not meet criteria of at least ten (10) Acres AND at least \$10M PRV. US Territories and Non-US Locations that do not meet criteria of at least ten (10) Acres OR at least \$10M PRV.

DEPARTMENT OF DEFENSE
Base Structure Report - As of 30 Sept 2008

SITE *	BRAC 2005	COMPONENT	NAME NEAREST CITY	BUILDINGS						ACRES OWNED	TOTAL ACRES	PRV (\$M)	MIL	CIV	OTHER
				OWNED		LEASED		OTHER							
				COUNT	SQFT	COUNT	SQFT	COUNT	SQFT						
W K Kellogg Airport		AF Guard	Battle Creek	40	397,371	0	0	0	0	0	318	150.4	1,658	0	0
Wurtsmith AFB		AF Active	Wurtsmith AFB	146	1,191,832	0	0	0	0	634	634	622.8	0	2	0
** OTHER SITE(S) : 31				49	718,277	3	104,260	24	266,631	168	1,118	275.5	4,992	80	266
Michigan Total:				2,087	11,752,385	7	116,085	27	290,046	15,694	18,651	4,162.5	11,850	3,957	2,284
Minnesota															
Arden Hills USARC		Army Reserve	St. Paul	3	143,090	0	0	0	0	54	54	28.7	735	38	5
Duluth IAP		AF Guard	Duluth	49	502,414	0	0	0	0	0	256	163.5	1,795	28	0
Fort Snelling USARC/AMSA	R	Army Reserve	St. Paul	6	269,784	0	0	0	0	47	47	67.3	1,040	198	52
Minneapolis-St Paul		AF Reserve	Minneapolis	88	1,165,295	0	0	1	1,479	215	246	388.2	2,165	154	0
NG Arden Hills Army TS		Army Guard	St. Paul	57	137,591	0	0	0	0	1,496	1,496	33.8	0	36	0
NOSC Minneapolis		Navy Active	Minneapolis	1	89,047	0	0	0	0	12	12	24.3	1,336	0	0
NOSC Saint Paul MN		Navy Active	Minneapolis	4	36,471	0	0	0	0	10	11	13.6	109	0	0
Twin Cities AAP		Army Active	St. Paul	109	2,843,756	0	0	2	1,072	677	677	713.6	0	0	292
** OTHER SITE(S) : 38				50	316,874	8	54,846	0	0	202	1,344	103.0	1,676	48	0
Minnesota Total:				367	5,504,322	8	54,846	3	2,551	2,713	4,144	1,535.9	8,856	502	349
Mississippi															
BG George A Morris USARC		Army Reserve	Vicksburg	2	75,625	0	0	0	0	13	13	14.2	282	16	1
Camp Shelby Range		AF Guard	Beaumont	4	14,117	0	0	0	0	0	196	17.3	0	0	0
CBC Gulfport		Navy Active	Gulfport	206	3,639,300	0	0	165	633,556	1,094	1,169	769.7	3,400	1,502	0
CBC Gulfport Lakeside Housing		Navy Active	Pascagoula	6	126,155	0	0	0	0	33	33	37.9	0	0	0
CBC Gulfport Sand Hill Housing		Navy Active	Ocean Spgs	80	321,022	0	0	0	0	0	75	50.3	0	0	0
Columbus AFB		AF Active	Columbus AFB	180	1,579,105	0	0	0	0	4,411	4,919	658.6	835	436	0
Columbus Auxiliary Airfield		AF Active	Shuqualak	5	11,370	0	0	0	0	895	1,061	33.2	0	0	0
CTA Camp McCain		Army Guard	Grenada	84	346,999	0	0	0	0	12,836	12,836	105.1	346	88	43
Gulfport-Biloxi Regional Airport (ANG)		AF Guard	Gulfport	58	516,568	0	0	0	0	11	267	145.3	684	0	0
Jackson AFRC		Army Reserve	Jackson	3	65,269	0	0	0	0	13	51	12.9	363	9	0
Jackson IAP, Thompson Field		AF Guard	Flowood	28	506,298	4	10,940	0	0	0	139	157.8	2,012	0	0
Keesler AFB		AF Active	Biloxi	497	7,848,095	0	0	0	0	609	721	2,165.2	3,103	1,591	0
Keesler Training Annex #1		AF Active	Biloxi	91	364,324	0	0	0	0	57	57	49.2	0	0	0
Key Field		AF Guard	Meridian	37	404,035	0	0	0	0	0	120	124.0	1,860	8	0
Mississippi AAP	C	Army Active	Stennis Space Center	108	1,685,998	0	0	0	0	0	4,214	354.7	0	3	35
MTA Camp Shelby		Army Guard	Hattiesburg	40	330,843	0	0	0	0	124,500	125,382	45.7	1,397	234	887
NAS Meridian		Navy Active	Meridian	169	1,374,502	0	0	354	655,511	8,061	8,065	694.2	1,003	0	0

* Sites which have assets with a DoD legal interest, excludes State owned assets.

** US Locations that do not meet criteria of at least ten (10) Acres AND at least \$10M PRV. US Territories and Non-US Locations that do not meet criteria of at least ten (10) Acres OR at least \$10M PRV.

DEPARTMENT OF DEFENSE
Base Structure Report - As of 30 Sept 2008

SITE *	BRAC 2005	COMPONENT	NAME NEAREST CITY	BUILDINGS						ACRES OWNED	TOTAL ACRES	PRV (\$M)	MIL	CIV	OTHER
				OWNED		LEASED		OTHER							
				COUNT	SQFT	COUNT	SQFT	COUNT	SQFT						
OLF Bravo		Navy Active	Preston	6	6,443	0	0	0	0	1,255	1,463	43.1	0	0	0
** OTHER SITE(S) : 100				87	925,542	5	65,534	75	944,533	3,701	10,912	455.0	8,204	462	53
Mississippi Total:				1,691	20,141,610	9	76,474	594	2,233,600	157,488	171,692	5,933.2	23,489	4,349	1,019
Missouri															
Belton USARC/AMSA #57		Army Reserve	Belton	2	9,865	0	0	1	48,296	195	195	11.5	570	15	0
Fort Leonard Wood	R	Army Active	Fort Leonard Wood	1,224	10,278,514	0	0	1,032	3,223,444	53,239	62,911	2,994.6	24,904	2,539	3,994
Fort Leonard Wood Range		AF Guard	Fort Leonard Wood	3	6,787	0	0	1	7,500	0	305	12.7	26	0	0
Jefferson Barracks ANGS		AF Guard	St. Louis	1	323	29	350,053	0	0	0	135	98.4	332	0	0
Lake City AAP		Army Active	Independence	421	2,982,623	0	0	8	2,299	3,950	3,950	902.4	1	22	2,630
Lake Of the Ozarks Recreation		Army Active	Osage Beach	18	17,439	0	0	0	0	0	359	20.7	0	0	0
Lambert-St Louis		AF Guard	St. Ann	39	381,192	0	0	0	0	25	49	110.1	2,324	1	0
MCSPTACT Kansas City E Bales		MC Active	Belton	9	58,987	0	0	0	0	24	24	19.1	0	0	0
MCSPTACT Kansas City E Kensington		MC Active	Belton	4	102,208	0	0	0	0	13	13	26.4	0	0	0
MCSPTACT Kansas City PPV Housing		MC Active	Belton	0	0	0	0	318	892,343	41	89	93.7	0	0	0
MCSPTACT Kansas City SE Andrews		MC Active	Kansas City	7	75,440	0	0	0	0	0	16	25.7	0	0	0
MTA Camp Crowder Neosho		Army Guard	Neosho	66	219,802	0	0	0	0	4,362	4,362	82.9	22	18	25
NG MTA Camp Clark Nevada		Army Guard	Nevada	184	241,346	0	0	0	0	615	615	76.7	40	17	14
NG Whiteman AFB Knob Noster		Army Guard	Whiteman AFB	5	80,544	0	0	0	0	44	44	19.6	332	95	0
NOSC Kansas City		Navy Active	Kansas City	2	49,992	0	0	0	0	0	10	10.4	422	0	0
Rosecrans MAP (139AG)		AF Guard	St. Joseph	45	347,727	0	0	0	0	54	433	116.1	1,870	8	0
Springfield AFRC/AMSA #54		Army Reserve	Springfield	4	81,899	0	0	0	0	18	18	17.7	316	8	0
St Charles USARC		Army Reserve	St. Charles	19	132,927	0	0	0	0	3,311	3,311	35.4	0	0	0
St Louis #3/Sverdrup USARC		Army Reserve	St. Louis	3	107,973	0	0	0	0	21	21	23.0	498	47	0
St Louis #4/Ord Plant		Army Reserve	St. Louis	4	19,357	0	0	0	0	17	17	15.9	0	0	0
St Louis AFS		AF Active	St. Louis	13	737,465	0	0	0	0	25	25	154.2	7	0	0
Whiteman AFB		AF Active	Knob Noster	980	4,976,154	0	0	0	0	3,869	5,417	1,904.5	3,195	429	0
** OTHER SITE(S) : 55				49	368,026	23	480,965	5	56,353	104	237	159.6	7,377	501	46
Missouri Total:				3,102	21,276,590	52	831,018	1,365	4,230,235	69,929	82,557	6,931.5	42,236	3,700	6,709
Montana															
Great Falls IAP		AF Guard	Great Falls	41	410,145	0	0	0	0	1	140	143.0	1,708	0	0
Malmstrom AFB		AF Active	Malmstrom AFB	779	4,885,762	0	0	0	0	3,186	3,627	1,514.6	3,753	517	0

* Sites which have assets with a DoD legal interest, excludes State owned assets.

** US Locations that do not meet criteria of at least ten (10) Acres AND at least \$10M PRV. US Territories and Non-US Locations that do not meet criteria of at least ten (10) Acres OR at least \$10M PRV.

DEPARTMENT OF DEFENSE
Base Structure Report - As of 30 Sept 2008

SITE *	BRAC 2005	COMPONENT	NAME NEAREST CITY	BUILDINGS						ACRES OWNED	TOTAL ACRES	PRV (\$M)	MIL	CIV	OTHER
				OWNED		LEASED		OTHER							
				COUNT	SQFT	COUNT	SQFT	COUNT	SQFT						
MTA Fort Wm Henry Harrison		Army Guard	Helena	108	716,632	0	0	0	0	4,371	6,387	236.3	801	197	155
NG Fort Missoula - FMS 02		Army Guard	Missoula	12	76,989	0	0	0	0	14	14	13.6	14	3	2
NG MTA Limestone Hills		Army Guard	Townsend	4	9,768	0	0	0	0	0	19,997	32.1	0	0	0
Sgt Ernest Veuve Hall/AMSA #75	C	Army Reserve	Missoula	5	65,353	0	0	0	0	16	16	16.1	262	6	4
** OTHER SITE(S) : 252				287	456,579	9	64,039	1	17,000	762	36,226	1,708.8	783	5	63
Montana Total:				1,236	6,621,228	9	64,039	1	17,000	8,351	66,407	3,664.4	7,321	728	224
Nebraska															
Camp Ashland		Army Guard	Ashland	50	200,068	0	0	0	0	981	981	46.1	287	7	18
Cornhusker AAP		Army Active	Grand Island	31	124,980	1	2,839	0	0	2,195	2,195	109.8	0	0	0
Greenlief TS/UTES 01		Army Guard	Hastings	132	295,049	0	0	0	0	3,239	3,239	72.2	49	15	4
Lincoln MAP		AF Guard	Lincoln	24	339,937	0	0	0	0	97	114	103.6	1,608	0	0
Lincoln USARC #2		Army Reserve	Lincoln	3	55,732	0	0	0	0	10	10	11.3	0	0	0
NG Lincoln AASF/Readiness Center		Army Guard	Lincoln	14	236,242	0	0	0	0	65	65	48.0	754	37	68
NG Mead TS/FMS 06/UTES 02		Army Guard	Mead	8	88,427	0	0	0	0	1,197	1,197	21.2	12	21	0
Offutt AFB		AF Active	Offutt A.F.B.	208	5,909,801	0	0	0	0	1,908	1,923	1,674.6	5,826	1,820	2
Offutt Communications Annex #2 Globecom		AF Active	Elkhorn	5	28,755	0	0	0	0	372	372	13.0	0	0	0
Offutt FH Annex		AF Active	Offutt A.F.B.	34	412,711	0	0	0	0	790	793	179.4	0	0	0
** OTHER SITE(S) : 117				125	425,142	17	181,292	0	0	1,742	12,301	633.2	2,206	98	1
Nebraska Total:				634	8,116,844	18	184,131	0	0	12,597	23,190	2,912.5	10,742	1,998	93
Nevada															
Creech AFB		AF Active	Indian Springs	86	453,500	0	0	0	0	235	2,300	382.9	1,565	81	0
Hawthorne Army Depot		Army Active	Hawthorne	2,515	9,708,458	0	0	0	0	147,236	147,236	4,060.6	1	30	448
Hawthorne Nevada		Navy Active	Hawthorne	0	0	2	15,356	37	332,796	0	15	124.8	0	0	0
NAS Fallon		Navy Active	Fallon	284	1,784,121	0	0	158	261,945	7,907	8,351	1,184.8	1,052	175	0
NAS Fallon EW Range Fac		Navy Active	Fallon	5	31,182	0	0	0	0	9,628	81,840	48.7	0	0	0
NAS Fallon Target B-16		Navy Active	Fallon	1	480	0	0	0	0	27,253	27,259	19.0	0	0	0
NAS Fallon Target B-17		Navy Active	Fallon	2	4,480	0	0	0	0	21,400	21,440	24.8	0	0	0
NAS Fallon Target B-19		Navy Active	Fallon	1	480	0	0	0	0	17,332	17,332	20.2	0	0	0
NAS Fallon Target B-20		Navy Active	Fallon	2	1,600	0	0	0	0	41,006	41,006	18.4	0	0	0
Nellis AFB		AF Active	Las Vegas	600	5,837,672	1	20	0	0	5,215	14,161	2,973.9	7,524	1,149	37
Nellis AFB		Army Reserve	Las Vegas	3	82,549	0	0	0	0	0	22	50.1	266	4	0
Nellis Air Force Range		AF Active	Indian Springs	91	136,663	0	0	0	0	433	3,092,317	305.1	0	0	0

* Sites which have assets with a DoD legal interest, excludes State owned assets.

** US Locations that do not meet criteria of at least ten (10) Acres AND at least \$10M PRV. US Territories and Non-US Locations that do not meet criteria of at least ten (10) Acres OR at least \$10M PRV.

DEPARTMENT OF DEFENSE
Base Structure Report - As of 30 Sept 2008

SITE *	BRAC 2005	COMPONENT	NAME NEAREST CITY	BUILDINGS						ACRES OWNED	TOTAL ACRES	PRV (\$M)	MIL	CIV	OTHER
				OWNED		LEASED		OTHER							
				COUNT	SQFT	COUNT	SQFT	COUNT	SQFT						
Nellis Water System Annex		AF Active	Las Vegas	2	19,347	0	0	0	0	104	107	15.6	0	0	0
Reno Tahoe IAP		AF Guard	Reno	36	410,495	0	0	0	0	60	60	171.3	1,801	0	0
Tonopah AFS Z164		AF Active	Tonopah	16	38,394	0	0	0	0	4	47	12.9	0	0	0
Tonopah Auxiliary Airfield Annex		AF Active	Tonopah	144	1,649,783	0	0	0	0	2,157	2,157	922.1	0	0	0
Tonopah Auxiliary Airfield Annex #2		AF Active	Tonopah	94	790,195	0	0	0	0	0	109	228.0	0	0	0
** OTHER SITE(S) : 40				30	142,612	7	6,712	3	28,613	394	29,389	64.8	1,043	63	8
Nevada Total:				3,912	21,092,011	10	22,088	198	623,354	280,363	3,485,147	10,627.8	13,252	1,502	493
<u>New Hampshire</u>															
AFRC Londonderry		Army Reserve	Londonderry	3	135,079	0	0	0	0	49	49	34.1	800	41	3
New Boston AS		AF Active	New Boston	28	137,912	0	0	0	0	2,826	2,873	65.6	10	39	0
Newington Defense Fuel Support Point		AF Active	Portsmouth	4	9,462	0	0	0	0	10	15	34.5	0	0	0
Pease AFB		AF Active	Pease AFB	16	368,344	0	0	0	0	276	276	104.0	1,718	9	0
Pease ANGB		AF Guard	Portsmouth	50	517,959	0	0	2	834	219	219	200.7	0	1	0
Somersworth USARC		Army Reserve	Somersworth	3	56,045	0	0	0	0	15	15	14.9	60	1	0
** OTHER SITE(S) : 6				10	71,833	1	10,317	1	4,700	12	46	20.9	793	186	44
New Hampshire Total:				114	1,296,634	1	10,317	3	5,534	3,407	3,493	474.6	3,381	277	47
<u>New Jersey</u>															
Air Mobility Warfare Center		AF Active	Fort Dix	8	248,279	0	0	0	0	31	31	63.2	0	0	0
Atlantic City IAP		AF Guard	Pleasantville	35	355,849	0	0	5	46,060	0	296	150.1	2,017	0	0
Caven Point USARC		Army Reserve	Jersey City	6	56,677	0	0	0	0	27	27	22.1	321	2	0
Fort Dix	R	Army Reserve	Fort Dix	607	5,066,173	0	0	364	805,589	30,636	30,636	2,616.2	3,961	1,068	2,300
Fort Monmouth Evans	C	Army Active	Belmar	61	260,016	0	0	0	0	70	70	54.4	0	0	0
Fort Monmouth Main Post	C	Army Active	Red Bank	429	5,057,219	0	0	1	5,100	1,126	1,126	1,163.8	418	4,417	4,486
McGuire AFB		AF Active	McGuire AFB	267	5,108,858	0	0	1	1,546	3,603	3,660	2,128.8	6,369	816	1
NAWCADLKE Non-NIF Lakehurst		Navy Active	Lakehurst	191	2,004,398	0	0	33	97,072	7,408	7,408	1,197.5	183	35	71
NOSC Fort Dix NJ		Navy Active	Fort Dix	11	100,837	0	0	0	0	14	14	25.4	0	0	0
NWS Earle	R	Navy Active	Colts Neck	454	1,929,813	50	346,710	0	0	11,146	11,146	1,032.1	257	0	21
Pedricktown Support Facility		Army Reserve	Pedricktown	18	101,293	0	0	0	0	39	39	23.1	0	0	0
Picatinny Arsenal	R	Army Active	Dover	693	3,576,583	0	0	64	206,264	6,493	6,493	1,323.0	362	2,655	1,532
Pinehurst Estates		Navy Active	Lakehurst	0	0	0	0	46	229,671	26	26	29.5	0	0	0
Sgt J.W. Joyce Kilmer USARC	C	Army Reserve	Edison	3	97,395	0	0	0	0	24	24	24.2	270	48	0
Warren Grove Range		AF Guard	Warren Grove	7	11,430	0	0	0	0	9,416	9,416	11.0	0	0	0
Waterfront Earle	R	Navy Active	Colts Neck	35	191,731	0	0	0	0	705	705	329.9	0	0	0

* Sites which have assets with a DoD legal interest, excludes State owned assets.

** US Locations that do not meet criteria of at least ten (10) Acres AND at least \$10M PRV. US Territories and Non-US Locations that do not meet criteria of at least ten (10) Acres OR at least \$10M PRV.

DEPARTMENT OF DEFENSE
Base Structure Report - As of 30 Sept 2008

SITE *	BRAC 2005	COMPONENT	NAME NEAREST CITY	BUILDINGS						ACRES OWNED	TOTAL ACRES	PRV (\$M)	MIL	CIV	OTHER
				OWNED		LEASED		OTHER							
				COUNT	SQFT	COUNT	SQFT	COUNT	SQFT						
** OTHER SITE(S) : 27				40	597,468	0	0	2	5,310	335	601	811.9	1,306	16	0
New Jersey Total:				2,865	24,764,019	50	346,710	516	1,396,612	71,097	71,716	11,006.1	15,464	9,057	8,411
<u>New Mexico</u>															
Boles Wells Water System Annex		AF Active	Holloman AFB	2	6,000	0	0	0	0	2,694	7,411	26.3	0	0	0
Cannon AFB		AF Active	Cannon AFB	1,071	4,549,849	0	0	0	0	3,789	4,542	1,431.8	2,168	408	0
Cannon Meadows Housing Area		AF Active	Portales	0	0	151	249,897	0	0	0	39	35.7	0	0	0
Cannon Place Housing Area		AF Active	Clovis	0	0	202	336,765	0	0	0	40	47.2	0	0	0
Fort Bliss AAA Ranges		Army Active	Orogrande	405	1,180,280	0	0	11	3,981	977,394	995,404	883.7	42	42	12
Fort Wingate Depot Activity		Army Active	Fort Wingate	827	1,922,016	0	0	0	0	16,691	16,691	653.2	0	0	16
Holloman AFB		AF Active	Holloman AFB	507	6,087,372	0	0	0	0	10,601	54,055	2,397.5	2,050	794	0
Jenkins AFRC	C	Army Reserve	Albuquerque	9	108,772	0	0	0	0	0	12	25.3	350	16	0
Kirtland AFB		AF Active	Kirtland AFB	721	7,271,574	0	0	0	0	25,539	44,072	2,770.9	5,249	1,904	60
Melrose Air Force Range		AF Active	Floyd	12	17,479	0	0	0	0	53,040	81,203	28.0	0	0	0
White Sands Missile Range	R	Army Active	Las Cruces	1,068	4,551,903	0	0	505	811,570	2,293,431	2,293,431	2,532.7	467	1,964	2,787
White Sands NM		Navy Active	White Sands Msl Rge	39	174,856	0	0	1	4,224	0	85	62.9	0	0	0
** OTHER SITE(S) : 34				55	311,544	9	49,376	0	0	11,912	19,777	99.7	1,090	10	311
New Mexico Total:				4,716	26,181,645	362	636,038	517	819,775	3,395,090	3,516,761	10,994.9	11,416	5,138	3,186
<u>New York</u>															
4th MARDIV Brooklyn NY		MC Reserve	New York City	4	107,942	0	0	0	0	72	72	50.6	761	0	0
Air Force Plant #59		AF Active	Johnson City	4	637,238	0	0	0	0	29	32	178.3	0	0	0
Amityville AFRC	C	Army Reserve	Amityville	7	63,708	0	0	0	0	15	15	20.6	563	2	1
CW2 Kerry P. Hein USARC		Army Reserve	Shoreham	6	46,261	0	0	0	0	23	23	18.6	452	3	0
Ernie Pyle USARC/AMSA #12	R	Army Reserve	New York City	10	296,552	0	0	0	0	36	36	63.5	1,437	201	24
Floyd Wet Site		Army Reserve	Franklin Springs	5	10,666	0	0	0	0	51	51	20.7	0	0	0
Fort Drum - Fort Drum	R	Army Active	Fort Drum	1,208	9,174,112	650	3,327,872	899	4,589,322	107,492	107,875	3,720.6	17,761	1,617	2,990
Fort Hamilton	R	Army Active	New York City	45	763,102	0	0	17	426,025	211	211	245.3	716	234	487
Francis S. Gabreski Airport		AF Guard	Westhampton Beach	0	0	33	350,765	0	0	0	89	114.4	1,847	0	0
Hancock Field		AF Guard	North Syracuse	46	495,096	0	0	1	26,000	342	342	200.2	2,100	0	0
MAJ D W Holleder USARC		Army Reserve	Webster	3	65,495	0	0	0	0	12	12	15.4	360	6	0
MCRC Syracuse		MC Reserve	Syracuse	9	36,622	0	0	0	0	263	264	16.5	147	0	0
Mitchel Field		Navy Active	Hempstead	6	83,715	0	0	94	369,589	45	45	89.2	0	0	0
Mitchel Manor 1		Navy Active	Hempstead	0	0	0	0	15	221,845	12	12	32.7	0	0	0
Mitchel Manor 2		Navy Active	East Meadow	0	0	0	0	14	219,136	37	37	53.5	0	0	0

* Sites which have assets with a DoD legal interest, excludes State owned assets.

** US Locations that do not meet criteria of at least ten (10) Acres AND at least \$10M PRV. US Territories and Non-US Locations that do not meet criteria of at least ten (10) Acres OR at least \$10M PRV.

DEPARTMENT OF DEFENSE
Base Structure Report - As of 30 Sept 2008

SITE *	BRAC 2005	COMPONENT	NAME NEAREST CITY	BUILDINGS						ACRES OWNED	TOTAL ACRES	PRV (\$M)	MIL	CIV	OTHER
				OWNED		LEASED		OTHER							
				COUNT	SQFT	COUNT	SQFT	COUNT	SQFT						
Naval Support Unit Saratoga Springs		Navy Active	Saratoga Spgs	95	446,059	0	0	0	0	93	93	56.7	1	0	0
Neads Unit, Rome		AF Guard	Rome	4	57,228	0	0	0	0	39	39	16.8	0	0	0
NG Hancock Field RC OMS 5		Army Guard	Syracuse	4	82,571	0	0	0	0	30	30	17.9	364	1	4
NG Rochester CSMS C		Army Guard	Rochester	7	75,405	0	0	0	0	10	10	12.7	0	0	0
NG Youngstown TS		Army Guard	Ransomville	44	66,288	0	0	0	0	860	860	26.2	0	0	0
Niagara Falls		AF Reserve	Niagara Falls	86	934,424	0	0	0	0	548	985	365.6	1,470	175	0
Niagara Falls AFRC	C	Army Reserve	Niagara Falls	13	179,623	0	0	0	0	22	22	32.1	397	27	0
NOSC Rochester NY		Navy Active	Rochester	1	38,372	0	0	0	0	10	10	12.1	265	1	0
NUWC Fishers Island		Navy Active	Fishers Island	9	34,821	1	168	0	0	72	78	21.2	0	0	0
NWIRP Bethpage		Navy Active	Bethpage	46	1,275,274	0	0	0	0	105	105	332.6	0	0	0
Orangeburg USARC		Army Reserve	Orangeburg	7	46,334	0	0	0	0	306	306	19.8	325	2	1
Plattsburg AFB		AF Active	Plattsburgh	1,388	5,008,409	0	0	0	0	4,686	4,686	1,515.4	0	4	0
Rome Laboratory		AF Active	Rome	14	1,409,280	0	0	0	0	108	112	411.9	3	0	0
Schenectady MAP (ANG)		AF Guard	Schenectady	38	389,476	0	0	0	0	122	122	129.0	2,121	0	0
Seneca Army Depot Activity		Army Active	Romulus	15	49,635	0	0	0	0	1,381	1,381	49.5	0	0	0
Sgt Horace D Bradt USARC		Army Reserve	Schenectady	5	54,334	0	0	0	0	12	12	13.3	460	12	0
Staten Island USARC		Army Reserve	New York City	5	122,732	0	0	0	0	14	14	26.1	547	23	1
Stewart Annex		Army Active	Holtsville	4	68,493	0	0	0	0	10	10	28.8	11	1	2
Stewart IAP		AF Guard	New Windsor	31	761,432	0	0	0	0	0	268	414.5	3,315	0	0
Stewart Newburgh USARC	C	Army Reserve	New Windsor	9	96,705	0	0	0	0	40	40	33.0	0	1	0
Verona Defense Fuel Support Point		AF Active	Verona	5	4,806	0	0	0	0	35	35	22.1	0	0	0
Verona Test Annex		AF Active	Vernon	19	62,139	0	0	0	0	494	495	26.1	0	0	0
Watervliet Arsenal	R	Army Active	Troy	65	2,110,956	0	0	0	0	143	143	485.2	202	779	340
West Point Mil Reservation	R	Army Active	West Point	964	9,878,463	1	19,054	2	37,600	16,068	16,068	2,384.8	6,186	2,147	2,108
** OTHER SITE(S) : 177				127	1,474,585	186	307,308	219	349,647	1,074	9,459	427.7	6,750	232	1
New York Total:				4,358	36,508,353	871	4,005,167	1,261	6,239,164	134,922	144,499	11,721.4	48,561	5,468	5,959
North Carolina															
ALF Bogue		MC Active	Bogue	19	38,534	0	0	0	0	837	837	32.9	0	0	0
Badin ANG5		AF Guard	Badin	8	46,787	0	0	0	0	22	22	10.0	362	0	0
Camp Dawson		Army Active	Hobucken	8	103,206	0	0	0	0	504	512	22.2	0	0	0
Camp Mackall		Army Active	Pinebluff	75	217,246	0	0	0	0	7,917	63,197	92.1	0	0	0
Charlotte USARC		Army Reserve	Charlotte	8	87,251	0	0	0	0	14	14	15.7	465	38	5
Charlotte/Douglas IAP		AF Guard	Charlotte	25	351,047	0	0	0	0	99	99	106.1	2,026	0	0
Dare County Range		AF Active	Stumpy Point	13	35,510	0	0	0	0	46,595	46,604	19.2	0	0	0

* Sites which have assets with a DoD legal interest, excludes State owned assets.

** US Locations that do not meet criteria of at least ten (10) Acres AND at least \$10M PRV. US Territories and Non-US Locations that do not meet criteria of at least ten (10) Acres OR at least \$10M PRV.

DEPARTMENT OF DEFENSE
Base Structure Report - As of 30 Sept 2008

SITE *	BRAC 2005	COMPONENT	NAME NEAREST CITY	BUILDINGS						ACRES OWNED	TOTAL ACRES	PRV (\$M)	MIL	CIV	OTHER
				OWNED		LEASED		OTHER							
				COUNT	SQFT	COUNT	SQFT	COUNT	SQFT						
Fort Bragg	R	Army Active	Fort Bragg	1,898	24,090,344	251	406,104	3,299	8,710,337	152,915	152,986	6,925.9	50,178	5,323	10,924
Fort Fisher Recreation Site		AF Active	Kure Beach	55	128,188	0	0	0	0	40	40	30.2	0	0	0
Greenville USARC		Army Reserve	Greenville	4	94,474	0	0	0	0	15	15	17.5	0	0	0
Harvey Point NC		Navy Active	Hertford	21	39,729	0	0	0	0	1,675	1,791	46.0	0	0	0
MCAS Cherry Point		MC Active	Cherry Point	487	6,645,600	0	0	1,348	2,986,078	13,133	13,190	2,977.3	9,274	1,113	0
MCB Camp Lejeune		MC Active	Camp Lejeune	1,396	14,071,510	1	8,000	2,938	6,077,530	82,680	86,623	5,400.5	42,821	5,389	0
MCB Camp Lejeune Oak Grove		MC Active	Pollockville	5	5,560	0	0	0	0	976	976	44.2	0	0	0
MCB Camp Lejeune West Site		MC Active	Camp Lejeune	455	3,523,606	0	0	0	0	42,899	44,292	1,362.1	5,759	182	0
Military Ocean Tml Sunny Point		Army Active	Southport	85	254,475	0	0	0	0	16,318	16,318	513.7	45	287	229
NOSC Greensboro NC		Navy Active	Greensboro	3	43,635	0	0	0	0	10	10	11.3	841	1	0
OLF Atlantic		MC Active	Bogue	8	9,479	0	0	0	0	2,743	2,748	53.8	0	0	0
Point Of Marsh Target		MC Active	Atlantic	7	17,578	0	0	0	0	12,460	12,460	14.7	0	0	0
Pope AFB	R	AF Active	Spring Lake	218	2,501,448	0	0	1	3,600	213	1,774	967.9	2,951	411	0
Pope AFB Munitions Storage Area	R	AF Active	Spring Lake	14	48,898	0	0	0	0	0	173	12.7	0	0	0
Seymour Johnson AFB		AF Active	Seymour Johnson AFB	986	4,706,422	0	0	0	0	3,232	4,118	1,270.4	4,322	409	0
Stanly County Airport		AF Guard	New London	31	93,527	0	0	0	0	111	111	25.4	304	5	0
** OTHER SITE(S) : 100				251	1,905,560	10	147,972	1	14,512	3,259	1,258,089	458.8	3,358	158	16
North Carolina Total:				6,080	59,059,615	262	562,076	7,587	17,792,057	388,666	1,707,000	20,430.4	122,706	13,316	11,174
North Dakota															
Cavalier AS		AF Active	Mountain	31	410,639	0	0	0	0	278	295	136.2	22	6	0
Defense Fuel Support Point		AF Active	Grand Forks	4	2,853	0	0	0	0	11	28	30.2	0	0	0
Grand Forks AFB	R	AF Active	Grand Forks AFB	812	5,776,068	0	0	0	0	4,830	5,420	1,554.1	2,166	377	0
Hector IAP		AF Guard	Fargo	33	397,439	0	0	0	0	0	249	137.9	1,649	0	0
Lewis and Clark USARC		Army Reserve	Bismarck	7	47,471	0	0	0	0	10	10	10.2	122	18	0
Mickelsen Stanley R SFG MSR		Army Reserve	Nekoma	12	276,862	0	0	0	0	631	631	323.4	0	0	0
Mickelsen Stanley R SFG RSL 1		Army Reserve	Hampden	1	13,008	0	0	0	0	315	315	41.6	0	0	0
Mickelsen Stanley R SFG RSL 2		Army Reserve	Langdon	1	12,865	0	0	0	0	312	312	41.5	0	0	0
Mickelsen Stanley R SFG RSL 3		Army Reserve	Mountain	1	12,832	0	0	0	0	333	333	46.9	0	0	0
Mickelsen Stanley R SFG RSL 4		Army Reserve	Fairdale	1	13,150	0	0	0	0	318	318	42.8	0	0	0
Minot AFB		AF Active	Minot AFB	1,090	7,235,826	0	0	0	0	4,965	5,616	2,161.7	4,746	605	0
NG Grand Forks Armory		Army Guard	Grand Forks	1	82,365	0	0	0	0	0	11	20.4	316	0	5
NG Minot AFRC		Army Guard	Minot	1	121,697	0	0	0	0	20	20	28.1	173	0	4
** OTHER SITE(S) : 322				378	308,451	24	317,377	1	22,816	2,927	26,412	1,218.4	2,907	278	65
North Dakota Total:				2,373	14,711,526	24	317,377	1	22,816	14,950	39,970	5,793.2	12,101	1,284	74

* Sites which have assets with a DoD legal interest, excludes State owned assets.

** US Locations that do not meet criteria of at least ten (10) Acres AND at least \$10M PRV. US Territories and Non-US Locations that do not meet criteria of at least ten (10) Acres OR at least \$10M PRV.

DEPARTMENT OF DEFENSE
Base Structure Report - As of 30 Sept 2008

SITE *	BRAC 2005	COMPONENT	NAME NEAREST CITY	BUILDINGS						ACRES OWNED	TOTAL ACRES	PRV (\$M)	MIL	CIV	OTHER
				OWNED		LEASED		OTHER							
				COUNT	SQFT	COUNT	SQFT	COUNT	SQFT						
Northern Mariana Islands															
Farrallon De Medinilla		Navy Active	Saipan, Mariana Isl	0	0	0	0	0	0	206	0.0	0	0	0	
NAVBASE Guam Saipan		Navy Active	Saipan, Mariana Isl	0	0	0	0	0	0	177	0.0	0	0	0	
NAVBASE Guam Tinian		Navy Active	Tinian, Mariana Isl	0	0	0	0	0	0	15,347	0.0	0	0	0	
** OTHER SITE(S) : 1				7	7,931	0	0	0	0	5	3.5	109	2	6	
Northern Mariana Islands Total:				7	7,931	0	0	0	0	0	15,735	3.5	109	2	6
Ohio															
(Cooney USARC/AMSA #165 S-S)		Army Reserve	Milan	3	19,700	0	0	0	0	10	10	13.7	119	1	0
83rd Div Memorial USARC/AMSA		Army Reserve	Columbus	3	156,017	0	0	0	0	19	19	29.9	955	45	12
Blue Ash ANG		AF Guard	Blue Ash	15	51,571	0	0	0	0	12	12	13.0	323	0	0
Bratenahl		Navy Active	Cleveland	8	76,675	0	0	0	0	27	31	20.6	0	0	0
Camp Perry (ANG)		AF Guard	Port Clinton	18	110,207	0	0	0	0	59	59	21.0	408	0	0
Cincinnati Defense Fuel Support Point		AF Active	Cincinnati	6	3,963	0	0	0	0	64	67	35.1	0	0	0
Defense Supply Center Columbus		Army Active	Columbus	44	4,547,986	0	0	0	0	532	536	772.8	12	0	36
Fort Hayes Memorial USARC	C	Army Reserve	Columbus	3	49,281	0	0	0	0	11	11	14.1	336	6	0
Kings Mills Memorial USARC		Army Reserve	Maineville	7	97,696	0	0	0	0	19	19	16.7	106	16	1
Land For Future USARC/AMSA		Army Reserve	North Canton	3	66,263	0	0	0	0	10	10	15.6	338	17	0
Mansfield Lahm MAP		AF Guard	Mansfield	27	285,984	0	0	1	4,800	226	226	86.1	1,914	0	0
MCRC Brook Park		MC Reserve	Brook Park	5	63,486	0	0	0	0	11	11	12.9	190	0	0
NG Camp Sherman TS		Army Guard	Chillicothe	6	48,975	0	0	0	0	463	463	12.7	162	1	1
NG McConnelville TS		Army Guard	McConnelville	10	176,917	0	0	0	0	444	444	39.0	386	11	4
NG Rickenbacker (MTA)	R	Army Guard	Columbus	18	304,214	0	0	0	0	126	126	82.1	930	19	67
NOSC Columbus		Navy Active	Columbus	12	132,626	0	0	0	0	24	24	34.2	818	0	0
NOSC Toledo Oh		Navy Active	Toledo	3	52,591	0	0	0	0	14	14	12.8	280	0	0
Ravenna AAP		Army Active	Ravenna	28	184,374	0	0	0	0	1,280	1,280	53.3	0	0	31
Ravenna Training and Log Site		Army Guard	Newton Falls	845	3,120,828	0	0	0	0	20,140	20,140	752.6	289	16	6
Rickenbacker IAP (ANG)		AF Guard	Lockbourne	23	464,218	0	0	0	0	1,036	1,036	235.7	2,207	1	0
Rickenbacker USARC		Army Reserve	Columbus	1	114,072	0	0	0	0	24	28	14.4	241	4	0
Springfield Beckley MAP		AF Guard	Springfield	34	386,954	0	0	0	0	131	131	120.0	1,674	11	0
Taylor Station Road USARC		Army Reserve	Blacklick	3	79,980	0	0	0	0	10	10	14.5	506	9	3
Toledo Area USAR		Army Reserve	Monclova	2	71,671	0	0	0	0	0	52	15.6	199	25	0
Toledo/Exp Airport		AF Guard	Swanton	34	328,451	0	0	0	0	135	135	97.1	1,939	0	0
Twinsburg USARC/AMSA #123		Army Reserve	Twinsburg	2	113,167	0	0	0	0	24	24	25.7	648	33	0
US Army Joint Sys Mfg Ctr Lima	R	Army Active	Lima	37	1,619,862	0	0	0	0	369	374	300.9	4	3	841

* Sites which have assets with a DoD legal interest, excludes State owned assets.

** US Locations that do not meet criteria of at least ten (10) Acres AND at least \$10M PRV. US Territories and Non-US Locations that do not meet criteria of at least ten (10) Acres OR at least \$10M PRV.

DEPARTMENT OF DEFENSE
Base Structure Report - As of 30 Sept 2008

SITE *	BRAC 2005	COMPONENT	NAME NEAREST CITY	BUILDINGS						ACRES OWNED	TOTAL ACRES	PRV (\$M)	MIL	CIV	OTHER
				OWNED		LEASED		OTHER							
				COUNT	SQFT	COUNT	SQFT	COUNT	SQFT						
Wright-Patterson AFB		AF Active	Wright-Patterson AFB	778	16,507,470	0	0	3	175,837	3,912	8,189	4,543.2	4,462	9,972	0
Youngstown Joint ARS		AF Reserve	Vienna	63	635,122	0	0	0	0	230	659	201.7	45	175	0
** OTHER SITE(S) : 47				89	703,312	6	131,486	3	6,000	338	1,207	187.0	3,241	83	9
Ohio Total:				2,130	30,573,633	6	131,486	7	186,637	29,701	35,346	7,793.8	22,732	10,448	1,011
Oklahoma															
Altus AFB		AF Active	Altus AFB	179	2,794,465	0	0	0	0	4,087	7,054	1,286.0	1,404	1,193	0
Camp Gruber		Army Guard	Braggs	148	426,693	0	0	0	0	33,027	33,027	147.9	80	20	28
Fort Sill	R	Army Active	Fort Sill	1,973	14,296,772	0	0	42	177,135	93,829	93,831	3,327.8	17,324	1,934	5,359
Kegelman Air Force Auxiliary Field		AF Active	Jet	7	9,457	0	0	0	0	1,066	1,284	38.7	0	0	0
McAlester AAP	R	Army Active	Mcalester	2,185	9,692,339	0	0	0	0	44,962	44,964	2,482.6	15	1,499	952
NG Regional Trng Inst		Army Guard	Oklahoma City	8	227,799	0	0	0	0	33	33	39.9	359	3	7
NOSC Tulsa OK		Navy Active	Broken Arrow	2	63,644	0	0	0	0	11	11	13.0	497	0	0
Tinker AFB		AF Active	Oklahoma City	457	14,742,158	0	0	0	0	3,867	4,922	3,994.7	5,769	12,685	0
Tinker Support Annex		AF Active	Oklahoma City	27	173,166	0	0	0	0	89	133	51.5	0	0	0
Tulsa IAP		AF Guard	Tulsa	41	369,463	0	0	0	0	80	80	114.1	2,168	0	0
Twaddle AFRC	C	Army Reserve	Oklahoma City	9	151,031	0	0	0	0	26	26	30.5	751	29	3
Vance AFB		AF Active	Vance AFB	123	1,360,815	0	0	0	0	1,830	3,740	585.3	666	160	0
Will Rogers World Airport	R	AF Guard	Oklahoma City	27	362,919	0	0	0	0	133	133	108.2	1,431	47	0
** OTHER SITE(S) : 41				67	440,065	11	56,859	3	39,959	1,075	1,174	102.0	3,427	88	1
Oklahoma Total:				5,253	45,110,785	11	56,859	45	217,094	184,115	190,412	12,322.4	33,891	17,658	6,350
Oregon															
Christmas Valley Radar Site		AF Active	Christmas Valley	4	45,846	0	0	0	0	0	2,656	28.1	0	0	0
Klamath Falls Airport-Kingsley Field (ANG)		AF Guard	Klamath Falls	69	459,383	0	0	0	0	50	1,062	168.2	1,665	8	0
Naval Weapons Systems Training Facility Boardman		Navy Active	Boardman	9	16,040	0	0	0	0	56,543	62,871	23.3	0	0	0
NG Bend Cotef		Army Guard	Bend	5	83,492	0	0	0	0	160	160	17.7	0	0	51
NOSC Portland		Navy Active	Portland	5	60,511	1	747	0	0	14	14	18.2	622	0	0
Portland IAP		AF Guard	Portland	66	725,388	0	0	0	0	0	246	266.6	2,121	17	0
Umatilla Chem Depot	C	Army Active	Hermiston	1,212	3,594,294	0	0	0	0	19,729	19,729	1,202.3	8	481	830
** OTHER SITE(S) : 23				48	225,592	1	6	0	0	7,403	7,744	60.2	2,523	105	90
Oregon Total:				1,418	5,210,546	2	753	0	0	83,899	94,482	1,784.7	6,939	611	971
Pennsylvania															

* Sites which have assets with a DoD legal interest, excludes State owned assets.

** US Locations that do not meet criteria of at least ten (10) Acres AND at least \$10M PRV. US Territories and Non-US Locations that do not meet criteria of at least ten (10) Acres OR at least \$10M PRV.

DEPARTMENT OF DEFENSE
Base Structure Report - As of 30 Sept 2008

SITE *	BRAC 2005	COMPONENT	NAME NEAREST CITY	BUILDINGS						ACRES OWNED	TOTAL ACRES	PRV (\$M)	MIL	CIV	OTHER
				OWNED		LEASED		OTHER							
				COUNT	SQFT	COUNT	SQFT	COUNT	SQFT						
Bristol Veterans Mem USARC		Army Reserve	Bristol	3	41,749	0	0	0	0	17	38	11.0	190	1	0
Carlisle Barracks		Army Active	Carlisle	97	1,054,763	0	0	165	574,755	633	634	410.7	698	635	797
Chap L J Sabalis Mem USARC		Army Reserve	Wilkes Barre	3	50,993	0	0	0	0	20	20	11.6	341	15	0
Charles E Kelly Spt Facility	C	Army Reserve	Oakdale	46	244,827	0	0	0	0	127	127	56.9	244	45	77
CSO Philadelphia PA NH		Navy Active	Philadelphia	49	625,388	0	0	0	0	49	49	167.4	0	0	0
CSO Warminster PA NAWC-AD		Navy Active	Warminster	62	556,660	0	0	0	0	461	542	431.6	0	0	0
Defense Distribution Depot Susq	R	Army Active	New Cumberland	125	6,587,492	0	0	0	0	849	864	1,095.0	1,181	297	156
ECS / AMSA #103 (G)		Army Reserve	Conneaut Lake	2	56,181	0	0	0	0	11	11	15.2	0	45	0
Edgemont USARC / AMSA #31 (G)		Army Reserve	Edgemont	5	62,376	0	0	0	0	48	49	23.5	588	20	0
Finleyville NIKE-PI-43		Army Reserve	Finleyville	13	44,752	0	0	0	0	38	127	11.8	0	0	0
Fort Indiantown Gap		Army Guard	Annville	681	3,477,177	0	0	0	0	17,222	17,222	861.5	3,163	861	721
Fort Indiantown Gap AGS		AF Guard	Annville	63	197,960	0	0	0	0	0	190	52.6	1,137	0	0
Greencastle USARC / AMSA #113		Army Reserve	Greencastle	5	39,360	0	0	0	0	27	31	11.1	0	12	0
Harrisburg IAP (ANG)		AF Guard	Middletown	33	293,409	1	15,077	0	0	0	42	88.4	1,802	7	0
Johnstown Aviation Support Fac		Army Reserve	Johnstown	9	223,997	0	0	0	0	0	126	85.8	314	2	0
Letterkenny Army Depot	R	Army Active	Chambersburg	1,321	4,886,019	11	400,717	1	3,740	18,660	18,668	1,640.2	4	1,554	1,750
NAS JRB Willow Grove	C	Navy Active	Willow Grove	120	830,091	0	0	0	0	884	967	478.1	3,622	4,512	1
Neville Island Mnt Sup Fac		Army Reserve	Pittsburgh	17	54,014	0	0	0	0	15	15	11.2	0	0	0
NG Fort Mifflin		Army Guard	Philadelphia	9	60,361	0	0	0	0	27	27	11.0	0	6	3
North Penn USARC	C	Army Reserve	Norristown	7	54,817	0	0	0	0	20	20	13.9	179	6	0
NOSC Pittsburgh		Navy Active	Pittsburgh	3	74,116	0	0	0	0	13	13	15.3	471	0	0
NSA Mechanicsburg		Navy Active	Mechanicsburg	143	8,089,968	0	0	0	0	818	818	1,118.2	0	0	0
NSA Mechanicsburg Det Philadelphia Annex PNBC		Navy Active	Philadelphia	57	1,796,474	0	0	0	0	262	262	560.7	0	0	0
NSA Mechanicsburg Det Philadelphia PA		Navy Active	Philadelphia	47	1,876,514	0	0	0	0	134	134	415.8	0	0	0
Pittsburgh IAP (ANG)		AF Guard	Coraopolis	31	403,910	0	0	0	0	179	179	134.0	2,195	0	0
Pittsburgh IAP (ARS)		AF Reserve	Moon Township	54	521,515	0	0	1	3,620	12	181	145.8	46	120	0
Raven Rock Site		WHS	Fairfield	60	502,072	0	0	0	0	716	716	172.7	11	1	1
Scranton AAP		Army Active	Scranton	7	386,157	0	0	0	0	15	15	102.0	0	8	374
State College AGS		AF Guard	State College	5	44,221	0	0	0	0	0	29	13.1	172	0	0
T/Sgt Vernon McGarity USARC	R	Army Reserve	Coraopolis	3	151,981	0	0	0	0	3	38	40.5	682	258	0
Tobyhanna Army Depot	R	Army Active	Tobyhanna	133	4,536,169	0	0	0	0	1,291	1,296	782.3	165	3,991	1,699
Willow Grove JRB		AF Guard	Horsham	53	634,523	0	0	0	0	170	170	233.6	2,110	0	0
** OTHER SITE(S) : 106				255	2,360,136	20	495,704	1	1,064	1,097	19,387	806.3	8,774	211	4
Pennsylvania Total:				3,521	40,820,142	32	911,498	168	583,179	43,818	63,007	10,028.3	28,089	12,607	5,583

* Sites which have assets with a DoD legal interest, excludes State owned assets.

** US Locations that do not meet criteria of at least ten (10) Acres AND at least \$10M PRV. US Territories and Non-US Locations that do not meet criteria of at least ten (10) Acres OR at least \$10M PRV.

DEPARTMENT OF DEFENSE
Base Structure Report - As of 30 Sept 2008

SITE *	BRAC 2005	COMPONENT	NAME NEAREST CITY	BUILDINGS						ACRES OWNED	TOTAL ACRES	PRV (\$M)	MIL	CIV	OTHER
				OWNED		LEASED		OTHER							
				COUNT	SQFT	COUNT	SQFT	COUNT	SQFT						
Puerto Rico															
1Lt P.Lavergne/Bayamon	C	Army Reserve	Bayamon, Bayamon	4	35,470	0	0	0	0	7	7	12.2	0	0	0
AMSA #161 (G)		Army Reserve	Fort Buchanan, Catano	2	45,614	0	0	0	0	7	7	13.9	0	40	15
Cabeza De Perro		Navy Active	Ceiba, Ceiba	0	0	0	0	0	0	29	29	0.0	0	0	0
Cpt E.Rubio Jr./Puerto Nuevo	R	Army Reserve	Puerto Nuevo	6	83,633	0	0	0	0	63	63	31.0	730	9	0
Fort Allen Puerto Rico		Navy Active	Juana Diaz	2	3,999	0	0	0	0	0	117	3.4	0	0	0
Fort Buchanan	R	Army Reserve	Fort Buchanan, Catano	339	1,885,239	0	0	5	23,026	746	746	743.2	2,143	582	1,328
Lajas Radar Site (TARS #16)		AF Active	Lajas	7	10,064	0	0	0	0	0	23	10.2	0	0	0
LF Tran Site Aguada		Navy Active	Aguada	2	14,529	0	0	0	0	388	388	8.0	0	0	0
LTC H.G. Pesquera/Fort Allen		Army Reserve	Fort Buchanan, Catano	5	109,871	0	0	0	0	40	40	33.6	474	60	4
Luis Munoz Marin IAP		AF Guard	Carolina	40	351,513	0	0	0	0	0	95	143.4	1,666	0	0
MCRC San Juan Puerto Rico		MC Reserve	San Juan	4	101,346	0	0	0	0	23	23	44.5	0	0	0
MTA Camp Santiago Rq 577		Army Guard	Salinas, Salinas	358	829,987	0	0	0	0	11,930	11,930	0.8	464	1	92
NAVACT Puerto Rico		Navy Active	Roosevelt, San Juan	1,237	4,283,019	0	0	1	52,255	8,193	8,239	1,740.6	76	1	0
NG Army Aviation Support Facility		Army Guard	San German	0	0	0	0	0	0	14	14	0.0	0	0	0
NG Fort Allen		Army Guard	Juana Diaz	101	366,477	0	0	0	0	776	776	0.1	1,252	7	0
NSGA Sabana Seca PR		Navy Active	Sabana Seca, Manati	164	426,442	0	0	0	0	2,778	2,927	152.4	0	0	0
Pico Del Este-AFWTF		Navy Active	Naguabo	9	18,714	0	0	0	0	0	0	16.3	0	0	0
Pineros Island		Navy Active	Ceiba, Ceiba	0	0	0	0	0	0	325	325	0.0	0	0	0
Punta Borinquen Radar Site		AF Guard	Aguadilla	10	53,235	0	0	0	0	6	6	18.9	0	0	0
Punta Salinas Radar Site		AF Guard	Catano, Catano	17	52,202	0	0	0	0	30	30	19.3	39	0	0
Ramey AF Solar Observatory Research Site		AF Active	Aguadilla	6	6,196	0	0	0	0	74	81	2.2	0	0	0
Ramey USARC/Aquadilla	R	Army Reserve	Aguadilla	5	67,490	0	0	0	0	59	59	19.6	750	12	0
Roosevelt Rds Nav Sta USARC		Army Reserve	Roosevelt Ros Naval Sta	4	47,718	0	0	0	0	0	3	15.0	612	8	0
Vieques West		Navy Active	Vieques, Vieques	0	0	0	0	0	0	122	122	0.0	0	0	0
Vieques West P Rico		Navy Active	Vieques, Vieques	1	7,395	0	0	0	0	386	386	4.9	0	0	0
** OTHER SITE(S) : 14				25	126,881	0	0	1	5,179	24	24	43.3	782	7	0
Puerto Rico Total:				2,348	8,927,034	0	0	7	80,460	26,022	26,463	3,077.0	8,988	727	1,439
Rhode Island															
Coventry ANGS		AF Guard	Coventry	12	54,439	0	0	0	0	18	18	15.1	0	0	0
CSO Davisville CBC		Navy Active	Davisville	161	2,621,584	0	0	0	0	910	910	587.0	0	0	0
Davisville Family Housing		Army Reserve	North Kingstown	21	106,278	0	0	0	0	14	14	12.6	0	0	0
Fort Adams RI		Navy Active	Newport	25	99,679	0	0	0	0	24	24	19.6	0	0	0
Gould Island RI		Navy Active	Jamestown	1	27,945	0	0	0	0	13	13	14.1	0	0	0

* Sites which have assets with a DoD legal interest, excludes State owned assets.

** US Locations that do not meet criteria of at least ten (10) Acres AND at least \$10M PRV. US Territories and Non-US Locations that do not meet criteria of at least ten (10) Acres OR at least \$10M PRV.

DEPARTMENT OF DEFENSE
Base Structure Report - As of 30 Sept 2008

SITE *	BRAC 2005	COMPONENT	NAME NEAREST CITY	BUILDINGS						ACRES OWNED	TOTAL ACRES	PRV (\$M)	MIL	CIV	OTHER
				OWNED		LEASED		OTHER							
				COUNT	SQFT	COUNT	SQFT	COUNT	SQFT						
NG Camp Fogarty TS		Army Guard	East Greenwich	28	118,762	0	0	0	0	374	374	41.2	551	5	21
North Smithfield ANGS		AF Guard	Slatersville	8	63,810	0	0	0	0	24	34	18.2	424	0	0
NS Newport		Navy Active	Newport	270	4,521,179	0	0	0	0	1,350	1,352	1,669.1	3,380	3,443	0
NS Newport Melville		Navy Active	Portsmouth	38	89,977	0	0	0	0	0	24	166.9	0	0	0
Quonset State Airport		AF Guard	North Kingstown	33	476,524	0	0	1	1,762	0	103	167.5	1,625	0	0
** OTHER SITE(S) : 22				581	2,320,637	1	1,400	0	0	147	156	386.8	1,380	47	94
Rhode Island Total:				1,178	10,500,814	1	1,400	1	1,762	2,874	3,021	3,098.2	7,360	3,495	115
South Carolina															
1Lt Thomas Kukowski USARC		Army Reserve	Greenville	3	31,402	2	20,158	0	0	3	18	10.2	545	21	1
Charleston AFB		AF Active	Charleston AFB	535	3,829,547	0	0	0	0	3,118	3,877	1,247.6	3,578	730	0
Charleston Defense Fuel Support Point		AF Active	Hanahan	7	5,223	0	0	0	0	44	56	55.8	0	0	0
Fort Jackson	R	Army Active	Columbia	1,196	10,879,031	0	0	26	75,983	52,287	52,294	2,844.9	28,711	1,805	3,740
Hunley Park Military FH		AF Active	North Charleston	131	393,632	0	0	0	0	271	271	64.9	0	0	0
MCAS Beaufort		MC Active	Beaufort	279	2,225,214	1	100	113	234,816	5,618	6,193	1,225.1	3,216	450	0
MCAS Beaufort LB Housing		MC Active	Laurel Bay	13	99,654	0	0	1,103	1,463,840	1,077	1,077	223.4	0	0	0
McEntire Joint NGB		AF Guard	Eastover	87	722,665	0	0	0	0	2,344	2,473	261.4	2,567	4	0
MCRD Beaufort Parris Island		MC Active	Parris Island	332	3,439,708	0	0	224	421,453	8,047	8,080	1,091.7	2,613	464	0
Myrtle Beach AFB		AF Active	Myrtle Beach AFB	89	475,603	0	0	0	0	1,876	2,106	190.3	0	0	0
N Charleston USARC/AMSA #121		Army Reserve	Charleston	3	77,379	0	0	0	0	16	16	14.5	0	0	0
Naval Health Clinic Charleston		Navy Active	Charleston	3	395,886	0	0	0	0	23	24	114.0	399	0	0
NAVHOSP Beaufort		Navy Active	Beaufort	20	449,797	1	64	0	0	126	127	159.1	772	973	0
NG Anderson Lease Facility		Army Guard	Anderson	0	0	2	75,000	0	0	0	12	12.2	176	8	0
NG Beaufort Readiness Center		Army Guard	Beaufort	4	34,994	0	0	0	0	17	17	15.0	170	0	0
NG McEntire ANGS		Army Guard	Eastover	3	70,649	0	0	0	0	208	208	20.7	734	134	82
NG MTA Clarks Hill Reservation		Army Guard	Plum Branch	33	39,016	0	0	0	0	871	871	11.4	0	0	4
North Air Force Auxiliary Field		AF Active	North	5	29,195	0	0	0	0	2,279	2,393	63.8	0	11	0
NWS Charleston	R	Navy Active	Goose Creek	609	4,382,652	0	0	718	2,895,656	15,420	17,011	1,682.1	5,960	3,191	0
NWS Charleston North Yard	R	Navy Active	North Charleston	11	273,965	0	0	0	0	21	21	54.1	0	0	0
NWS Charleston Short Stay	R	Navy Active	Moncks Corner	46	62,534	0	0	0	0	0	57	15.0	0	0	0
Shaw AFB		AF Active	Shaw AFB	1,038	5,073,704	0	0	0	0	3,330	3,416	1,190.9	4,580	581	0
** OTHER SITE(S) : 54				111	426,895	5	148,269	34	113,948	12,837	13,003	161.3	2,641	60	8
South Carolina Total:				4,558	33,418,345	11	243,591	2,218	5,205,696	109,832	113,622	10,729.4	56,662	8,432	3,835
South Dakota															

* Sites which have assets with a DoD legal interest, excludes State owned assets.

** US Locations that do not meet criteria of at least ten (10) Acres AND at least \$10M PRV. US Territories and Non-US Locations that do not meet criteria of at least ten (10) Acres OR at least \$10M PRV.

DEPARTMENT OF DEFENSE
Base Structure Report - As of 30 Sept 2008

SITE *	BRAC 2005	COMPONENT	NAME NEAREST CITY	BUILDINGS						ACRES OWNED	TOTAL ACRES	PRV (\$M)	MIL	CIV	OTHER
				OWNED		LEASED		OTHER							
				COUNT	SQFT	COUNT	SQFT	COUNT	SQFT						
Dakota Ridge FH Annex		AF Active	Rapid City	0	0	200	420,679	1	2,135	0	50	59.3	0	0	0
Ellsworth AFB		AF Active	Ellsworth AFB	497	4,743,153	251	1,177,843	17	342,568	5,409	6,233	2,111.7	3,210	536	0
Joe Foss Field		AF Guard	Sioux Falls	37	438,066	0	0	0	0	0	217	138.4	1,836	0	0
NG Sioux Falls - Armory Foss Fld		Army Guard	Sioux Falls	3	127,694	0	0	0	0	10	10	29.1	249	0	20
Sioux Falls AFRC		Army Reserve	Sioux Falls	3	49,130	0	0	0	0	11	11	10.9	0	0	0
** OTHER SITE(S) : 65				12	80,680	3	77,008	0	0	2,740	9,023	30.6	1,751	136	19
South Dakota Total:				552	5,438,723	454	1,675,530	18	344,703	8,171	15,544	2,380.0	7,046	672	39

Tennessee

Arnold AS		AF Active	Arnold AFS	315	2,807,033	0	0	2	372	39,080	39,081	6,515.9	58	194	0
Fort Campbell TN		Army Active	Fort Campbell	642	5,947,110	0	0	855	2,375,825	68,257	68,257	2,008.7	0	14	0
Hewgley USARC		Army Reserve	Knoxville	2	52,500	0	0	0	0	10	10	10.1	409	25	0
Holston AAP	R	Army Active	Kingsport	440	2,458,604	0	0	2	18,300	6,148	6,173	702.1	121	19	705
Lyell AFRC/AMSA #153(G)		Army Reserve	Nashville	8	103,472	0	0	0	0	14	14	19.3	883	30	2
McGhee Tyson Airport		AF Guard	Louisville	73	763,641	0	0	0	0	346	346	210.3	2,028	15	0
Memphis IAP		AF Guard	Memphis	32	384,675	0	0	0	0	0	221	113.3	1,884	0	0
Milan AAP	R	Army Active	Milan	1,402	3,646,795	0	0	0	0	22,357	22,357	1,190.9	1	20	677
Nashville IAP		AF Guard	Nashville	36	433,240	0	0	0	0	0	90	125.6	1,998	0	0
NG VTS Smyrna		Army Guard	Smyrna	46	453,451	0	0	0	0	830	830	106.9	1,047	171	76
NSA Midsouth Memphis		Navy Active	Millington	158	2,353,660	1	2,372	316	612,891	1,475	1,871	707.0	4,510	1,262	0
NSA Millington USARC		Army Reserve	Millington	0	0	0	0	8	129,182	0	20	22.9	1,023	15	3
NSWC Carderock Div		Navy Active	Memphis	3	340,445	0	0	0	0	61	147	78.6	0	0	0
Volunteer AAP		Army Active	Chattanooga	3	55,191	0	0	0	0	249	249	38.2	0	0	0
VTS Milan		Army Guard	Milan	70	226,768	0	0	0	0	2,568	2,568	49.3	74	15	5
VTS Tullahoma		Army Guard	Tullahoma	6	7,003	0	0	29	52,208	6,131	6,131	30.6	15	2	6
** OTHER SITE(S) : 45				114	4,340,281	8	22,070	0	0	403	1,043	521.5	3,777	95	10
Tennessee Total:				3,350	24,373,869	9	24,442	1,212	3,188,778	147,928	149,407	12,451.0	17,828	1,877	1,484

Texas

Air Force Plant 4		AF Active	Fort Worth	73	5,559,962	0	0	0	0	636	727	1,188.6	10	7	0
ALF Cabaniss		Navy Active	Corpus Christi	3	3,748	0	0	0	0	931	953	57.7	0	0	0
ALF Orange		Navy Active	Orange Grove	14	13,699	0	0	0	0	1,596	1,596	92.7	0	0	0
ALF Waldron		Navy Active	Corpus Christi	2	4,000	0	0	0	0	901	903	65.4	0	0	0
Austin Memorial AFRC		Army Reserve	Austin	3	72,525	0	0	0	0	11	13	14.5	443	21	0
Brooks AFB	C	AF Active	Brooks AFB	0	0	126	1,759,312	0	0	0	280	484.6	728	1,242	0
Camp Bullis		Army Active	San Antonio	255	397,057	0	0	9	105,426	27,993	27,993	136.4	197	33	68

* Sites which have assets with a DoD legal interest, excludes State owned assets.

** US Locations that do not meet criteria of at least ten (10) Acres AND at least \$10M PRV. US Territories and Non-US Locations that do not meet criteria of at least ten (10) Acres OR at least \$10M PRV.

DEPARTMENT OF DEFENSE
Base Structure Report - As of 30 Sept 2008

SITE *	BRAC 2005	COMPONENT	NAME NEAREST CITY	BUILDINGS						ACRES OWNED	TOTAL ACRES	PRV (\$M)	MIL	CIV	OTHER
				OWNED		LEASED		OTHER							
				COUNT	SQFT	COUNT	SQFT	COUNT	SQFT						
Camp Bullis Training Annex		AF Active	San Antonio	14	122,954	0	0	2	4,605	0	47	35.3	38	0	0
Camp Stanley Storage Actv		Army Active	Boerne	185	679,549	0	0	0	0	4,000	4,000	153.2	0	0	0
Camp Swift		Army Guard	Bastrop	78	205,388	0	0	0	0	17,297	17,968	52.3	161	6	5
Conroe USARC/ASF 62		Army Reserve	Conroe	8	111,687	0	0	0	0	0	44	40.9	614	75	0
Corpus Christi #2 AFRC		Army Reserve	Corpus Christi	2	47,500	0	0	2	24,135	0	142	13.2	68	17	0
Dixie Target Range		Navy Active	Seven Sisters	11	20,950	0	0	0	0	6,761	7,825	50.6	0	0	0
Dyess AFB		AF Active	Abilene	681	4,507,937	0	0	0	0	3,120	6,320	1,570.3	5,040	387	0
Eldorado AFS		AF Active	El Dorado AFS	6	114,357	0	0	0	0	119	128	30.3	0	0	0
Ellington Field		AF Guard	Ellington Field	55	540,443	0	0	0	0	213	213	141.1	1,639	0	0
Fort Bliss	R	Army Active	El Paso	857	12,062,732	300	556,313	2,066	4,319,327	195,922	196,057	3,852.8	19,322	2,304	6,986
Fort Bliss ANGS		AF Guard	Fort Bliss	4	47,766	0	0	0	0	0	12	12.3	0	0	0
Fort Hood	R	Army Active	Killeen	2,033	20,426,563	314	1,041,391	3,115	10,721,116	209,286	214,751	6,540.7	52,301	3,533	13,578
Fort Sam Houston	R	Army Active	San Antonio	375	9,544,185	3	244,703	1,041	2,764,836	3,184	3,199	1,973.5	14,924	4,811	5,350
Fort Wolters		Army Guard	Mineral Wells	56	106,019	0	0	0	0	3,990	3,990	36.8	40	7	12
Goodfellow AFB		AF Active	Goodfellow AFB	156	2,277,437	0	0	0	0	1,183	1,218	612.6	1,433	580	0
Grand Prairie Reserve Complex		Army Reserve	Grand Prairie	31	399,497	0	0	0	0	68	68	73.1	1,618	31	1
Hensley Field AGS		AF Guard	Dallas	0	0	7	62,907	0	0	23	23	14.9	93	0	0
Hondo MAP		AF Active	Hondo	9	2,914	1	33,800	0	0	0	862	128.0	0	0	0
Houston USARC #2	C	Army Reserve	Houston	7	76,661	0	0	0	0	12	12	13.9	569	34	0
Kelly AFB		AF Active	Kelly AFB	211	8,922,783	90	1,973,664	0	0	1,608	1,614	2,124.5	224	139	1
Kelly Field Annex		AF Active	San Antonio	139	2,238,476	0	0	0	0	2,134	2,789	766.1	1,542	0	0
Lackland AFB		AF Active	Lackland AFB	784	10,472,577	0	0	2	18,000	2,712	2,719	2,710.4	8,914	4,530	0
Lackland Training Annex		AF Active	San Antonio	322	1,711,717	0	0	0	0	4,017	4,017	471.1	2	0	0
Laughlin AFB		AF Active	Laughlin AFB	208	1,929,534	0	0	0	0	4,355	4,692	816.6	864	949	0
Laughlin AFB Aux 1		AF Active	Spofford	8	4,498	0	0	0	0	402	724	25.6	0	0	0
Lone Star AAP	C	Army Active	Texarkana	879	3,265,913	0	0	0	0	15,699	15,699	905.9	1	18	377
Longhorn AAP		Army Active	Marshall	374	1,082,263	0	0	0	0	8,493	8,493	276.3	0	0	12
NAS Corpus Christi		Navy Active	Corpus Christi	280	4,546,173	0	0	0	0	2,625	2,630	1,538.0	4,502	589	0
NAS JRB Fort Worth		Navy Active	Fort Worth	254	2,565,640	0	0	74	137,919	2,081	2,151	979.4	4,926	44	0
NAS Kingsville		Navy Active	Kingsville	144	912,818	0	0	0	0	3,989	3,989	564.9	0	0	0
NAS Kingsville King Ranch		Navy Active	Ben Bolt	1	4,486	0	0	0	0	0	113	25.2	0	0	0
NG Ellington Field		Army Guard	Houston	6	83,149	0	0	0	0	20	20	22.3	399	8	66
NG Houston - Westheimer		Army Guard	Houston	3	80,915	0	0	0	0	29	29	14.7	574	69	0
NG Saginaw		Army Guard	Fort Worth	21	174,476	0	0	0	0	143	143	39.3	0	76	148
NG Temple		Army Guard	Temple	6	63,841	0	0	0	0	20	20	17.3	488	1	0
NOSC Harlingen		Navy Active	Harlingen	3	65,208	0	0	0	0	0	15	12.2	266	0	0

* Sites which have assets with a DoD legal interest, excludes State owned assets.

** US Locations that do not meet criteria of at least ten (10) Acres AND at least \$10M PRV. US Territories and Non-US Locations that do not meet criteria of at least ten (10) Acres OR at least \$10M PRV.

DEPARTMENT OF DEFENSE
Base Structure Report - As of 30 Sept 2008

SITE *	BRAC 2005	COMPONENT	NAME NEAREST CITY	BUILDINGS						ACRES OWNED	TOTAL ACRES	PRV (\$M)	MIL	CIV	OTHER
				OWNED		LEASED		OTHER							
				COUNT	SQFT	COUNT	SQFT	COUNT	SQFT						
NOSC Houston		Navy Active	Houston	8	95,443	0	0	0	0	10	10	20.2	1,323	0	0
NOSC Orange		Navy Active	Orange	10	56,153	0	0	0	0	14	14	11.8	21	0	0
NS Ingleside	C	Navy Active	Ingleside	83	758,917	1	6,116	0	0	913	915	240.3	1,776	136	0
NWIRP Dallas		Navy Active	Dallas	106	4,683,652	0	0	0	0	315	315	985.5	0	0	0
NWIRP McGregor		Navy Active	McGregor	202	827,408	0	0	0	0	297	332	337.2	0	0	0
Randolph AFB		AF Active	Randolph AFB	249	4,027,103	0	0	0	0	626	3,137	1,294.8	2,827	5,792	0
Red River Army Depot	R	Army Active	Texarkana	1,126	7,530,638	18	182,063	14	38,055	18,169	18,175	1,516.0	166	2,617	2,893
Seagoville USARC		Army Reserve	Seagoville	10	132,278	0	0	0	0	206	206	35.4	1,053	48	0
Seguin Air Force Auxiliary Field		AF Active	Seguin	5	3,962	0	0	0	0	957	957	74.8	0	0	0
Sheppard AFB		AF Active	Sheppard AFB	354	8,320,214	0	0	0	0	4,598	5,297	2,547.5	2,533	1,297	0
** OTHER SITE(S) : 145				357	1,672,309	21	238,564	118	3,066,140	7,200	13,911	1,065.4	13,163	4,159	1,659
Texas Total:				11,071	123,578,074	881	6,098,833	6,443	21,199,559	558,879	582,471	36,824.3	144,802	33,560	31,156
Utah															
Deseret Chemical Depot	C	Army Active	Stockton	323	1,373,432	0	0	0	0	19,422	19,424	455.0	2	373	1,858
Dugway Proving Ground		Army Active	Dugway	607	2,332,347	1	2,880	5	82,232	798,214	798,214	1,200.0	30	567	755
Fort Douglas AFRC Complex	R	Army Reserve	Salt Lake City	21	403,097	3	20,290	0	0	54	54	96.8	1,667	140	60
Frank M. Browning USARC		Army Reserve	Ogden	3	52,913	0	0	0	0	152	152	14.9	453	4	0
Green River Test Complex		Army Active	Altamont	32	52,862	0	0	0	0	3,628	3,628	49.6	0	0	0
Hill AFB		AF Active	Hill AFB	776	12,542,197	0	0	0	0	517	6,979	4,074.5	4,083	10,415	1
Kenichi (Ken) Uchida USARC		Army Reserve	Centerville	4	55,448	0	0	0	0	10	10	12.4	314	3	0
Little Mountain Test Annex		AF Active	Ogden	18	120,913	0	0	0	0	731	740	43.4	0	0	0
MTA-L Camp Williams		Army Guard	Riverton	62	36,746	0	0	0	0	18,506	18,506	43.2	1,661	36	158
NAVSUPPET Monterey Det Magna Utah		Navy Active	Magna	131	361,535	0	0	0	0	522	522	145.7	0	0	0
Ogden Maintenance Center 269		Army Reserve	Ogden	2	125,472	0	0	0	0	12	12	26.8	134	4	15
Ogden Storage Facility 11-C		Army Reserve	Ogden	1	281,700	0	0	0	0	28	28	41.7	0	0	0
Salt Lake City IAP		AF Guard	Salt Lake City	52	456,506	0	0	0	0	135	135	145.3	2,490	0	0
Tooele Army Depot	R	Army Active	Tooele	1,069	2,730,492	25	672,749	1	4,617	23,374	23,914	1,690.8	2	523	136
Utah Test and Training Range South UT		AF Active	Wendover	33	27,350	0	0	0	0	555,782	572,768	39.5	0	0	0
UTTR - North		AF Active	Grouse Creek	80	410,811	0	0	0	0	348,767	366,874	186.8	0	0	0
** OTHER SITE(S) : 78				40	154,478	1	10,440	10	69,150	59	374	63.1	2,292	165	0
Utah Total:				3,254	21,518,299	30	706,359	16	155,999	1,769,912	1,812,334	8,329.6	13,128	12,230	2,983
Vermont															

* Sites which have assets with a DoD legal interest, excludes State owned assets.

** US Locations that do not meet criteria of at least ten (10) Acres AND at least \$10M PRV. US Territories and Non-US Locations that do not meet criteria of at least ten (10) Acres OR at least \$10M PRV.

DEPARTMENT OF DEFENSE
Base Structure Report - As of 30 Sept 2008

SITE *	BRAC 2005	COMPONENT	NAME NEAREST CITY	BUILDINGS						ACRES OWNED	TOTAL ACRES	PRV (\$M)	MIL	CIV	OTHER
				OWNED		LEASED		OTHER							
				COUNT	SQFT	COUNT	SQFT	COUNT	SQFT						
Burlington IAP		AF Guard	South Burlington	40	422,714	0	0	0	0	0	230	136.4	1,962	0	0
NG Ethan Allen AFB MTA		Army Guard	Colchester	43	236,212	0	0	0	0	667	667	51.9	324	55	10
TS Ethan Allen Range		Army Guard	Jericho	65	264,611	0	0	5	13,748	11,219	11,219	86.1	290	13	34
** OTHER SITE(S) : 13				13	312,807	3	40,720	0	0	50	86	41.1	648	11	0
Vermont Total:				161	1,236,344	3	40,720	5	13,748	11,936	12,203	315.5	3,224	79	44
Virgin Islands															
NG 210th RTI Hams Bluff		Army Guard	Frederiksted	0	0	0	0	0	0	22	22	0.0	18	0	0
NG Bethlehem Military Compound		Army Guard	Christiansted	11	143,089	0	0	0	0	69	69	0.0	39	10	0
NG Sprat Hall		Army Guard	Kingshill	2	31,010	0	0	0	0	12	12	0.0	22	0	0
RR 2 Box 9200 Kingshill		Army Guard	Kingshill	0	0	0	0	0	0	0	29	0.0	0	0	0
** OTHER SITE(S) : 6				4	16,332	2	30,800	0	0	9	11	10.0	415	122	0
Virgin Islands Total:				17	190,431	2	30,800	0	0	112	143	10.0	494	132	0
Virginia															
ALF Fentress Chesapke		Navy Active	Virginia Beach	12	12,191	0	0	0	0	2,527	2,736	49.8	0	0	0
Arlington National Cemetery		Army Active	Fort Myer	31	185,704	0	0	1	96	625	625	57.6	0	0	0
Arlington Service Ctr		Navy Active	Arlington	14	282,757	0	0	0	0	18	31	64.8	13	0	0
Byrd Field		AF Guard	Sandston	62	292,287	0	0	0	0	0	143	93.6	37	0	0
Camp Peary (Non-CNIC)	R	Navy Active	Williamsburg	33	125,479	1	250	0	0	9,274	9,276	19.2	0	0	0
Camp Pendleton (ANG)		AF Guard	Virginia Beach	8	85,528	0	0	0	0	0	60	19.1	393	0	0
Cheatham Annex	R	Navy Active	Williamsburg	181	2,962,766	0	0	0	0	2,351	3,146	416.7	8	0	0
Craney Island		Navy Active	Portsmouth	18	48,025	0	0	0	0	906	927	261.9	0	0	0
Defense General Supply Center	R	Army Active	Richmond	94	6,068,701	0	0	0	0	674	674	861.5	121	7	71
Elizabeth River Channel		Navy Active	Norfolk	6	8,686	0	0	0	0	0	11	13.3	0	0	0
Fort A P Hill		Army Active	Bowling Green	407	1,153,210	0	0	0	0	75,794	75,873	417.4	358	250	262
Fort Belvoir	R	Army Active	Fort Belvoir	445	8,635,151	0	0	948	3,663,868	8,670	8,670	2,474.4	5,050	5,922	13,265
Fort Eustis	R	Army Active	Fort Eustis	422	5,577,291	0	0	369	1,308,281	8,248	8,249	1,540.2	8,552	2,219	2,685
Fort Lee	R	Army Active	Fort Lee	355	5,422,783	0	0	612	2,156,499	5,807	5,912	1,468.9	10,439	1,655	3,035
Fort Monroe	C	Army Active	Fort Monroe	270	2,016,875	0	0	5	208,293	572	574	431.4	691	1,608	835
Fort Myer	R	Army Active	Fort Myer	157	1,955,019	0	0	2	14,140	243	243	445.6	1,763	586	965
Fort Pickett, ARNG MTC		Army Guard	Blackstone	558	2,417,472	0	0	0	0	41,595	41,595	905.5	1,200	121	514
Fort Story		Army Active	Virginia Beach	159	918,501	2	1,471	83	115,165	1,451	1,451	305.8	1,332	16	249
HQBN HQMC Arlington		MC Active	Arlington	8	81,351	0	0	0	0	24	24	105.0	2,736	869	0
Langley AFB		AF Active	Langley AFB	301	5,059,311	0	0	4	32,335	3,766	3,987	1,655.4	9,516	2,043	12
Langley FH Annex		AF Active	Poquoson	10	58,742	0	0	0	0	302	302	17.7	0	0	0

* Sites which have assets with a DoD legal interest, excludes State owned assets.

** US Locations that do not meet criteria of at least ten (10) Acres AND at least \$10M PRV. US Territories and Non-US Locations that do not meet criteria of at least ten (10) Acres OR at least \$10M PRV.

DEPARTMENT OF DEFENSE
Base Structure Report - As of 30 Sept 2008

SITE *	BRAC 2005	COMPONENT	NAME NEAREST CITY	BUILDINGS						ACRES OWNED	TOTAL ACRES	PRV (\$M)	MIL	CIV	OTHER
				OWNED		LEASED		OTHER							
				COUNT	SQFT	COUNT	SQFT	COUNT	SQFT						
MCB Quantico		MC Active	Quantico	605	7,304,440	0	0	108	161,476	55,148	60,314	2,814.9	6,945	3,078	0
NAS Oceana		Navy Active	Virginia Beach	250	3,309,470	0	0	143	118,646	776	1,050	1,364.9	7,706	1,134	0
NAS Oceana Dam Neck		Navy Active	Virginia Beach	156	2,398,123	0	0	102	915,919	1,917	1,919	749.1	111	6	0
NAS Oceana Midway Manor		Navy Active	Virginia Beach	1	5,008	0	0	179	636,546	97	98	60.1	0	0	0
Naval Medical Center Portsmouth		Navy Active	Portsmouth	32	1,904,955	0	0	3	5,891	111	111	639.9	3,870	2,193	0
NAVPHIBASE Little Creek		Navy Active	Norfolk	341	4,386,648	1	3,765	568	1,522,119	2,143	2,282	1,498.4	11,449	2,071	0
Navy Annex (Fob 2) Parking		WHS	Naval Annex	1	714,801	0	0	0	0	14	14	173.9	0	0	0
NG AASF Byrd Field		Army Guard	Sandston	10	100,920	0	0	0	0	92	92	38.6	364	79	0
NG Sandston Armory		Army Guard	Sandston	5	68,296	0	0	0	0	29	29	14.2	248	42	0
NS Norfolk		Navy Active	Norfolk	516	13,465,086	0	0	371	940,145	3,584	3,588	4,239.5	39,636	12,465	12
NSA Norfolk		Navy Active	Norfolk	185	2,166,519	0	0	670	1,887,462	800	801	684.8	0	0	0
NSA Norfolk Lafayette Rvr Complex		Navy Active	Norfolk	10	217,001	0	0	2	13,395	20	20	48.2	0	0	0
NSA Norfolk New Gosport/NNSY		Navy Active	Portsmouth	5	28,876	0	0	0	0	57	57	23.4	0	0	0
NSA Norfolk Northwest Chesapeake Va		Navy Active	Chesapeake	174	652,165	0	0	0	0	2,805	3,798	206.2	0	0	0
NSA Norfolk NSY		Navy Active	Portsmouth	162	4,830,339	0	0	10	39,989	581	585	1,959.4	95	7,659	0
NSA Norfolk SDA Area		Navy Active	Norfolk	16	904,147	0	0	0	0	90	90	123.6	0	0	0
NSA Norfolk South Gate		Navy Active	Portsmouth	12	140,707	0	0	0	0	63	63	40.2	0	0	0
NSA Norfolk St Helena Norfolk		Navy Active	Norfolk	2	1,044	0	0	0	0	12	12	18.9	0	0	0
NSA Norfolk St Juliens Creek Annex		Navy Active	Portsmouth	108	861,852	0	0	0	0	490	499	213.3	0	0	0
NSA Norfolk Stanley Court/NNSY		Navy Active	Portsmouth	0	0	0	0	80	161,865	16	16	17.7	0	0	0
NSA South Potomac		Navy Active	Dahlgren	316	2,568,941	0	0	321	445,909	2,677	2,677	896.5	724	3,560	0
NWS Yorktown	R	Navy Active	Yorktown	482	3,193,476	0	0	198	576,226	10,354	10,637	1,043.8	527	13	0
Pentagon North		WHS	Arlington	8	142,027	0	0	0	0	97	97	242.4	0	0	0
Pentagon South		WHS	Arlington	14	6,811,107	0	0	0	0	123	123	4,789.6	5,617	4,119	454
Pumpkin Neck		Navy Active	King George	19	43,938	0	0	0	0	1,641	1,641	19.1	0	0	0
Radford AAP		Army Active	Radford	1,116	4,051,663	0	0	0	0	6,902	6,902	1,493.8	1	114	1,702
Rivanna Station		Army Active	Fort Belvoir	1	260,000	0	0	0	0	76	76	61.0	59	698	643
Wallops Island Va		Navy Active	Wallops Island	88	294,735	0	0	0	0	0	90	112.4	0	0	0
Yorktown Fuel Depot	R	Navy Active	Yorktown	41	11,922	0	0	0	0	111	111	109.2	0	0	0
** OTHER SITE(S) : 98				125	1,099,787	261	9,124,042	51	211,840	4,221	14,989	2,276.5	6,639	379	1,969
Virginia Total:				8,352	105,305,823	265	9,129,528	4,830	15,136,105	257,896	277,293	37,598.6	126,200	52,906	26,673

Wake Islands

Wake Island Airfield		AF Active	Wake Island	113	464,672	0	0	0	0	2,600	2,600	697.9	4	0	0
----------------------	--	-----------	-------------	-----	---------	---	---	---	---	-------	-------	-------	---	---	---

* Sites which have assets with a DoD legal interest, excludes State owned assets.

** US Locations that do not meet criteria of at least ten (10) Acres AND at least \$10M PRV. US Territories and Non-US Locations that do not meet criteria of at least ten (10) Acres OR at least \$10M PRV.

DEPARTMENT OF DEFENSE
Base Structure Report - As of 30 Sept 2008

SITE *	BRAC 2005	COMPONENT	NAME NEAREST CITY	BUILDINGS						ACRES OWNED	TOTAL ACRES	PRV (\$M)	MIL	CIV	OTHER
				OWNED		LEASED		OTHER							
				COUNT	SQFT	COUNT	SQFT	COUNT	SQFT						
Wake Islands Total:				113	464,672	0	0	0	0	2,600	2,600	697.9	4	0	0
Washington															
AMSA 137 (Marine)		Army Reserve	Tacoma	1	68,379	0	0	0	0	0	11	10.1	469	26	2
Bremerton		Navy Active	Bremerton	82	1,875,732	0	0	61	188,557	117	120	1,241.1	0	0	0
Bremerton RR		Navy Active	Shelton	0	0	0	0	0	0	655	655	15.3	0	0	0
Camp Murray AGS		AF Guard	Tacoma	23	178,385	0	0	0	0	0	42	47.1	32	0	0
CSO NS Puget Sound		Navy Active	Seattle	50	1,088,279	0	0	0	0	152	157	367.0	0	0	0
Fairchild AFB		AF Active	Fairchild AFB	503	4,514,001	0	0	0	0	1,756	2,036	1,750.2	4,078	479	0
Fort Lawton USAR Complex	C	Army Reserve	Seattle	11	191,077	0	0	0	0	66	66	48.6	888	110	3
Fort Lawton, Magnolia		Navy Active	Seattle	0	0	0	0	47	90,258	24	24	13.7	0	0	0
Fort Lewis	R	Army Active	Tacoma	1,630	16,580,637	3	61	2,635	6,867,831	84,345	86,127	6,121.8	30,789	3,418	6,813
Four Lakes Communications Station (ANG)		AF Guard	Cheney	16	67,484	0	0	0	0	63	156	18.7	205	0	0
Grant Training Annex		AF Active	Moses Lake	0	0	1	3,000	0	0	0	35	37.3	0	0	0
Jackson Park Hsg		Navy Active	Bremerton	448	1,372,190	0	0	0	0	160	160	203.1	0	0	0
Jim Creek		Navy Active	Oso	58	124,726	0	0	6	8,974	3,839	4,901	132.1	0	0	0
Keyport NUWC		Navy Active	Keyport	155	1,132,635	0	0	34	66,625	356	358	517.7	0	0	0
Manchester		Navy Active	Bremerton	20	71,560	0	0	0	0	234	234	240.5	0	0	0
Marysville WA		Navy Active	Marysville	13	183,609	0	0	0	0	52	52	78.1	0	0	0
McChord AFB		AF Active	Tacoma	873	5,713,817	0	0	0	0	1,496	4,661	1,914.7	3,931	809	0
Mukilteo Defense Fuel Support Point		AF Active	Mukilteo	10	20,410	0	0	0	0	21	21	55.8	0	0	0
NAS Whidbey Island		Navy Active	Whidbey Island NAS	225	2,412,105	0	0	165	434,664	4,358	4,362	1,574.7	5,197	302	0
NAS Whidbey Island Racon Hill		Navy Active	Oak Harbor	4	3,665	0	0	0	0	22	22	12.3	0	0	0
NAS Whidbey Island Sea Plane Base		Navy Active	Oak Harbor	95	462,903	0	0	947	2,401,594	2,784	2,785	617.8	0	0	0
Naval Medical Center Bremerton		Navy Active	Bremerton	16	373,027	0	0	0	0	49	49	162.0	0	0	0
NAVBASE Kitsap Bremerton		Navy Active	Bangor	568	4,343,392	0	0	359	2,141,732	7,181	7,186	2,897.2	6,988	14,376	0
NAVMAI Indian Island		Navy Active	Port Townsend	175	449,214	0	0	0	0	2,716	2,716	247.6	0	0	0
NG Camp Murray		Army Guard	Tacoma	19	107,877	0	0	0	0	7	7	30.9	1,848	335	311
NG Kent		Army Guard	Kent	8	86,035	0	0	0	0	14	15	18.1	619	7	2
NOSC Spokane		Navy Active	Spokane	10	63,154	0	0	0	0	23	23	15.6	377	0	0
NS Everett		Navy Active	Everett	50	598,124	0	0	0	0	213	213	418.2	1,888	42	0
OLF Coupeville		Navy Active	Coupeville	6	6,566	0	0	3	2,262	664	1,060	37.4	0	0	0
Paine Field ANGS		AF Guard	Everett	10	48,899	0	0	0	0	15	15	14.0	220	0	0
Shipyards Puget Sound		Navy Active	Bremerton	105	3,169,870	1	11,992	0	0	570	570	2,234.8	543	21	0

* Sites which have assets with a DoD legal interest, excludes State owned assets.

** US Locations that do not meet criteria of at least ten (10) Acres AND at least \$10M PRV. US Territories and Non-US Locations that do not meet criteria of at least ten (10) Acres OR at least \$10M PRV.

DEPARTMENT OF DEFENSE
Base Structure Report - As of 30 Sept 2008

SITE *	BRAC 2005	COMPONENT	NAME NEAREST CITY	BUILDINGS						ACRES OWNED	TOTAL ACRES	PRV (\$M)	MIL	CIV	OTHER
				OWNED		LEASED		OTHER							
				COUNT	SQFT	COUNT	SQFT	COUNT	SQFT						
Spokane IAP (AGS)		AF Guard	Spokane Intl Airport	11	99,360	0	0	0	0	0	35	25.0	205	0	0
SSG Joe R. Hooper USARC		Army Reserve	Bothell	7	101,749	0	0	0	0	42	42	26.2	245	7	0
Vancouver Barracks	C	Army Reserve	Vancouver	30	242,367	0	0	0	0	40	42	61.1	809	20	0
White Bluff Site #1		AF Active	Airway Heights	12	73,043	0	0	0	0	53	53	34.4	0	0	0
Yakima Training Center		Army Active	Yakima	196	790,199	0	0	1	720	290,739	318,184	692.3	472	27	190
** OTHER SITE(S) : 108				141	605,269	5	56,711	35	105,325	2,251	669,004	243.7	3,297	53	5
Washington Total:				5,581	47,219,739	10	71,764	4,293	12,308,542	405,075	1,106,196	22,176.4	63,100	20,032	7,326
West Virginia															
Allegany Ballistics Lab		Navy Active	Keyser	169	1,290,132	0	0	0	0	1,639	1,785	464.1	0	0	0
Big Bend USARC / OMS		Army Reserve	Bigbend	2	19,244	0	0	0	0	13	13	22.5	37	1	0
Charleston AFRC / AMSA #107		Army Reserve	Charleston	2	71,150	0	0	0	0	12	12	15.0	390	29	0
EWVRA Shepherd Field		AF Guard	Martinsburg	31	359,112	0	0	3	184,488	0	341	168.4	2,201	0	0
NG Eleanor		Army Guard	Red House	2	312,880	0	0	0	0	47	47	37.5	332	63	4
NIOC Sugar Grove		Navy Active	Sugar Grove	68	202,620	0	0	43	136,162	604	647	156.7	11	0	0
Ohio Co A/P USARC / AMSA #109		Army Reserve	Wheeling	3	42,570	0	0	0	0	0	29	10.0	189	20	0
Yeager Airport		AF Guard	Charleston	30	336,394	0	0	0	0	0	269	98.9	1,686	0	0
** OTHER SITE(S) : 39				61	517,876	1	6,780	1	16,437	671	3,126	129.2	3,312	123	89
West Virginia Total:				368	3,151,978	1	6,780	47	337,087	2,986	6,269	1,102.4	8,158	236	93
Wisconsin															
Badger AAP		Army Active	Baraboo	824	2,499,698	0	0	0	0	7,378	7,378	866.6	0	0	0
Denis J. Murphy USARC/AMSA/OMS		Army Reserve	Green Bay	2	58,023	0	0	0	0	15	15	14.1	272	18	0
Fort McCoy	R	Army Reserve	Sparta	1,280	6,276,120	81	162,670	5	77,354	59,198	59,757	1,815.8	2,297	1,218	2,546
Gen B Mitchell		AF Reserve	Milwaukee	76	422,072	0	0	0	0	103	103	150.6	0	0	0
Gen Mitchell IAP		AF Guard	Bay View	23	289,001	0	0	0	0	0	79	106.6	1,533	0	0
Hardwood Weapons Range (ANG)		AF Guard	Necedah	5	13,101	0	0	0	0	0	7,865	11.6	0	0	0
NG Madison Hangars		Army Guard	Madison	1	46,000	0	0	0	0	20	20	17.0	0	0	0
NRTF Clam Lake		Navy Active	Ashland	7	30,103	0	0	0	0	0	127	18.3	0	0	0
Truax ANGB		AF Guard	Madison	49	710,528	0	0	0	0	35	149	230.2	1,948	0	0
Volk ANGB		AF Guard	Camp Douglas	131	596,899	0	0	0	0	0	2,385	283.9	557	3	0
W. Silver Spring Complex		Army Reserve	Milwaukee	24	321,428	0	0	0	0	127	129	75.4	1,162	39	18
** OTHER SITE(S) : 46				53	610,096	17	198,445	0	0	161	1,867	180.4	3,700	119	6
Wisconsin Total:				2,475	11,873,069	98	361,115	5	77,354	67,037	79,873	3,770.4	11,469	1,397	2,570

* Sites which have assets with a DoD legal interest, excludes State owned assets.

** US Locations that do not meet criteria of at least ten (10) Acres AND at least \$10M PRV. US Territories and Non-US Locations that do not meet criteria of at least ten (10) Acres OR at least \$10M PRV.

DEPARTMENT OF DEFENSE
Base Structure Report - As of 30 Sept 2008

SITE *	BRAC 2005	COMPONENT	NAME NEAREST CITY	BUILDINGS						ACRES OWNED	TOTAL ACRES	PRV (\$M)	MIL	CIV	OTHER
				OWNED		LEASED		OTHER							
				COUNT	SQFT	COUNT	SQFT	COUNT	SQFT						
Wyoming															
Cheyenne Regional Apt		AF Guard	Cheyenne	32	376,310	0	0	0	0	0	727	123.4	2,069	10	0
F E Warren AFB		AF Active	Cheyenne	711	4,773,482	0	0	0	0	6,834	6,834	1,180.5	2,973	499	0
** OTHER SITE(S) : 89				86	112,056	1	30,000	0	0	9,191	24,433	518.9	173	3	0
Wyoming Total:				829	5,261,848	1	30,000	0	0	16,025	31,994	1,822.8	5,215	512	0
US/US Territories Total:				178,045	1,524,676,913	5,033	38,657,709	70,512	241,553,065	19,015,349	27,921,165	595,822.3	1,678,460	471,342	297,878

* Sites which have assets with a DoD legal interest, excludes State owned assets.

** US Locations that do not meet criteria of at least ten (10) Acres AND at least \$10M PRV. US Territories and Non-US Locations that do not meet criteria of at least ten (10) Acres OR at least \$10M PRV.

DEPARTMENT OF DEFENSE
Base Structure Report - As of 30 Sept 2008

SITE *	BRAC 2005	COMPONENT	NAME NEAREST CITY	BUILDINGS						ACRES OWNED	TOTAL ACRES	PRV (\$M)	MIL	CIV	OTHER
				OWNED		LEASED		OTHER							
				COUNT	SQFT	COUNT	SQFT	COUNT	SQFT						
Antigua															
Antigua AS		AF Active	St. Johns	33	121,768	0	0	0	0	0	171	95.1	2	0	0
Antigua Total:				33	121,768	0	0	0	0	0	171	95.1	2	0	0
Aruba															
** OTHER SITE(S) : 1				1	2,071	1	3,200	0	0	0	0	2.0	0	0	0
Aruba Total:				1	2,071	1	3,200	0	0	0	0	2.0	0	0	0
Australia															
NAVCOMMSTA H E Holt Exmouth		Navy Active	Northwest Cape	88	456,938	0	0	0	0	0	20,072	353.3	0	0	0
** OTHER SITE(S) : 5				14	10,595	29	25,078	0	0	0	6	11.8	0	0	0
Australia Total:				102	467,533	29	25,078	0	0	0	20,078	365.1	0	0	0
Bahamas															
AUTEC Main Base		Navy Active	Andros Island	122	548,416	0	0	0	0	0	539	313.1	0	0	0
AUTEC Salvador Point		Navy Active	Andros Island	9	6,349	0	0	0	0	0	0	11.0	0	0	0
** OTHER SITE(S) : 4				26	20,996	0	0	0	0	0	0	21.1	0	0	0
Bahamas Total:				157	575,761	0	0	0	0	0	539	345.3	0	0	0
Bahrain															
NSA Bahrain		Navy Active	Manama	160	920,383	2	2,264	1	448	0	66	343.1	16	0	0
NSA Bahrain - Aviation Unit Muharraq		Navy Active	Al Jufayr	13	24,370	3	72,748	0	0	0	0	42.0	0	0	0
NSA Bahrain - Banz Wrhs Compound		Navy Active	Al Jufayr	0	0	15	784,365	0	0	0	14	131.7	0	0	0
NSA Bahrain - Dependent School		Navy Active	Al Jufayr	0	0	2	2,190	4	263,761	0	25	69.7	0	0	0
NSA Bahrain - Mina Sulman Pier Area		Navy Active	Al Jufayr	5	2,289	2	63,958	0	0	0	0	32.2	0	0	0
** OTHER SITE(S) : 3				27	13,649	2	16,350	0	0	0	0	6.7	0	0	0
Bahrain Total:				205	960,691	26	941,876	5	264,209	0	106	625.3	16	0	0
Belgium															
Brussels		Army Active	Brussels	0	0	15	202,074	0	0	0	0	39.0	112	128	687
Chateau Gendebien		Army Active	Mons	1	354	1	4,453	4	21,842	0	20	5.2	23	0	5
Chievres AB		Army Active	Chievres AB	52	252,524	0	0	49	373,457	0	1,012	310.9	33	12	363
Daumerie Caserne		Army Active	Chievres	6	2,104	0	0	30	244,551	0	26	67.2	170	152	155

* Sites which have assets with a DoD legal interest, excludes State owned assets.

** US Locations that do not meet criteria of at least ten (10) Acres AND at least \$10M PRV. US Territories and Non-US Locations that do not meet criteria of at least ten (10) Acres OR at least \$10M PRV.

DEPARTMENT OF DEFENSE
Base Structure Report - As of 30 Sept 2008

SITE *	BRAC 2005	COMPONENT	NAME NEAREST CITY	BUILDINGS						ACRES OWNED	TOTAL ACRES	PRV (\$M)	MIL	CIV	OTHER
				OWNED		LEASED		OTHER							
				COUNT	SQFT	COUNT	SQFT	COUNT	SQFT						
Florennes AB		AF Active	Florennes	9	154,045	0	0	1	8,000	0	0	45.1	6	0	0
Kleine Brogel AB		AF Active	Kleine-Brogel	10	22,045	0	0	5	18,511	0	1	13.6	136	0	1
Mons		Army Active	Mons	1	7,112	19	419,783	0	0	0	0	53.3	0	0	0
SHAPE Headquarters		Army Active	Mons	3	38,846	0	0	35	432,843	0	0	112.6	569	97	336
Sterrebeek Dependent School		Army Active	Brussels	10	88,436	0	0	0	0	16	16	27.0	12	4	117
** OTHER SITE(S) : 9				8	5,428	5	13,020	6	9,757	0	8	8.3	86	0	2
Belgium Total:				100	570,894	40	639,330	130	1,108,961	16	1,082	682.2	1,147	393	1,666
<u>Br Indian Ocean Territories</u>															
NAVSUPPFAC Diego Garcia		Navy Active	Diego Garcia, Naval Fac	595	2,344,843	0	0	0	0	0	7,000	2,665.4	346	0	1
Br Indian Ocean Territories Total:				595	2,344,843	0	0	0	0	0	7,000	2,665.4	346	0	1
<u>Canada</u>															
** OTHER SITE(S) : 2				0	0	1	144	0	0	0	1	0.0	0	0	0
Canada Total:				0	0	1	144	0	0	0	1	0.0	0	0	0
<u>Colombia</u>															
** OTHER SITE(S) : 6				45	37,790	0	0	0	0	0	13	18.3	7	1	0
Colombia Total:				45	37,790	0	0	0	0	0	13	18.3	7	1	0
<u>Cuba</u>															
NS Guantanamo Bay		Navy Active	Guantanamo Bay	1,418	4,904,934	0	0	0	0	0	28,817	2,619.9	390	0	0
Cuba Total:				1,418	4,904,934	0	0	0	0	0	28,817	2,619.9	390	0	0
<u>Denmark</u>															
Karup AB		AF Active	Karup	0	0	0	0	29	72,409	0	0	114.4	0	0	0
** OTHER SITE(S) : 1				0	0	4	7,425	0	0	0	0	1.0	0	0	0
Denmark Total:				0	0	4	7,425	29	72,409	0	0	115.4	0	0	0
<u>Djibouti</u>															
Camp Lemonier Djibouti		Navy Active	Djibouti	650	403,493	0	0	0	0	0	0	189.2	0	0	0
Djibouti Total:				650	403,493	0	0	0	0	0	0	189.2	0	0	0
<u>Ecuador</u>															
Davis-Monthan AFB (Manta)		AF Active	Manta	27	193,202	0	0	1	881	0	102	161.5	13	0	0
Ecuador Total:				27	193,202	0	0	1	881	0	102	161.5	13	0	0

* Sites which have assets with a DoD legal interest, excludes State owned assets.

** US Locations that do not meet criteria of at least ten (10) Acres AND at least \$10M PRV. US Territories and Non-US Locations that do not meet criteria of at least ten (10) Acres OR at least \$10M PRV.

DEPARTMENT OF DEFENSE
Base Structure Report - As of 30 Sept 2008

SITE *	BRAC 2005	COMPONENT	NAME NEAREST CITY	BUILDINGS						ACRES OWNED	TOTAL ACRES	PRV (\$M)	MIL	CIV	OTHER
				OWNED		LEASED		OTHER							
				COUNT	SQFT	COUNT	SQFT	COUNT	SQFT						
Egypt															
Naval Medical Research Unit Three Cairo Egypt		Navy Active	Cairo	20	81,088	3	16,761	0	0	0	3	45.7	0	0	0
** OTHER SITE(S) : 1				0	0	14	28,703	0	0	0	0	7.8	0	0	0
Egypt Total:				20	81,088	17	45,464	0	0	0	3	53.5	0	0	0
Germany															
AG Pub and Training Aids Ctr		Army Active	Frankfurt on Main	0	0	0	0	6	358,848	0	10	64.0	0	2	0
Amelia Earhart Hotel		Army Active	Wiesbaden	1	155	0	0	1	216,207	0	6	54.8	4	239	142
American Arms Hotel		Army Active	Wiesbaden	0	0	0	0	4	292,126	0	5	76.2	7	2	270
Anderson Barracks		Army Active	Dexheim	35	164,305	0	0	20	230,760	0	105	150.9	22	33	46
Ansbach Leased		Army Active	Ansbach	0	0	59	230,590	0	0	0	6	26.7	0	0	0
Artillery Kaserne		Army Active	Garmisch	25	5,339	0	0	35	516,585	0	37	131.6	32	76	482
Askren Manor FH		Army Active	Schweinfurt	16	30,065	0	0	59	1,473,853	0	72	245.2	0	0	169
Aukamm Housing Area		Army Active	Wiesbaden	3	50,267	0	0	111	1,283,045	0	93	233.9	0	0	25
Bamberg		Army Active	Bamberg	0	0	134	609,166	0	0	0	18	72.0	0	0	0
Bamberg Airfield		Army Active	Bamberg	3	9,800	0	0	5	6,544	0	220	13.4	0	0	0
Bamberg Storage & Range Area		Army Active	Bamberg	19	14,111	0	0	33	142,275	0	170	46.8	0	0	0
Bann Communications Station #2		AF Active	Landstuhl	5	17,999	0	0	2	787	0	51	5.8	2	5	1
Barton Barracks		Army Active	Ansbach	9	64,589	0	0	25	381,409	0	33	125.7	117	199	387
Baumholder Airfield		Army Active	Baumholder	3	10,412	0	0	1	1,590	0	47	9.0	0	2	9
Baumholder Family Housing		Army Active	Baumholder	14	24,012	0	0	68	2,254,615	0	95	345.5	18	0	62
Baumholder Hospital		Army Active	Baumholder	3	26,735	0	0	12	187,344	0	13	65.5	58	20	70
Baumholder Qm Area		Army Active	Baumholder	16	36,924	0	0	28	359,924	0	60	82.3	0	0	24
Benjamin Franklin VII Family Housing		Army Active	Mannheim	37	190,249	0	0	183	4,375,763	0	220	707.4	63	96	635
Bensheim Maint and Supply Fac		Army Active	Bensheim	0	0	0	0	1	82,844	0	8	13.1	0	0	0
Binsfeld FH Annex		AF Active	Spangdahlem AB	0	0	77	182,015	0	0	0	11	26.1	0	0	0
Bitburg FH Annex		AF Active	Bitburg AB	19	319,746	0	0	62	2,248,503	0	156	500.5	0	0	0
Bitburg Storage Annex #2		AF Active	Bitburg AB	11	31,804	0	0	17	415,725	0	27	111.1	0	0	0
Bleidorn Family Housing		Army Active	Ansbach	6	35,580	0	0	26	662,520	0	34	106.1	0	5	17
Boeblingen Family Housing		Army Active	Boeblingen	4	14,077	0	0	22	517,037	1	22	89.1	0	0	38
Boeblingen Range		Army Active	Boeblingen	1	2,202	0	0	6	6,545	0	18	8.3	0	1	4
Boeblingen Training Area		Army Active	Boeblingen	9	9,353	0	0	36	33,208	0	1,419	30.8	1	3	1
Breitenau Skeet Range		Army Active	Garmisch	0	0	0	0	1	4,439	0	50	0.8	0	0	0
Breitenwald Training Area		Army Active	Landstuhl	6	6,634	0	0	2	1,045	0	127	3.1	0	1	1

* Sites which have assets with a DoD legal interest, excludes State owned assets.

** US Locations that do not meet criteria of at least ten (10) Acres AND at least \$10M PRV. US Territories and Non-US Locations that do not meet criteria of at least ten (10) Acres OR at least \$10M PRV.

DEPARTMENT OF DEFENSE
Base Structure Report - As of 30 Sept 2008

SITE *	BRAC 2005	NAME NEAREST CITY	BUILDINGS						ACRES OWNED	TOTAL ACRES	PRV (\$M)	MIL	CIV	OTHER	
			OWNED		LEASED		OTHER								
			COUNT	SQFT	COUNT	SQFT	COUNT	SQFT							
Buechel AB		AF Active	Buechel	3	5,199	0	0	7	38,502	0	0	17.6	136	0	1
Cambrai Fritsch Kaserne		Army Active	Darmstadt	17	23,262	0	0	43	978,579	0	66	273.8	59	70	122
Camp Oppenheim Training Area		Army Active	Oppenheim	0	0	0	0	0	0	0	132	0.4	0	0	0
Campbell Barracks		Army Active	Heidelberg	22	56,137	0	0	30	955,223	0	42	297.2	1,004	466	457
Cardwell Village Family Housing		Army Active	Hanau	0	0	0	0	15	267,994	0	10	45.3	0	0	0
Coleman Barracks		Army Active	Mannheim	77	275,976	0	0	140	1,597,716	0	561	638.2	1,573	118	293
Conn Barracks		Army Active	Schweinfurt	182	729,449	0	0	48	1,319,192	0	502	591.3	1,545	13	236
Crestview Housing Area		Army Active	Wiesbaden	0	0	0	0	64	1,106,432	0	33	146.5	0	0	0
Daenner Kaserne		Army Active	Kaiserlautern	20	29,443	0	0	16	373,840	0	31	103.2	362	57	404
Darmstadt Training Center		Army Active	Darmstadt	15	23,115	0	0	5	43,897	0	125	26.0	54	78	129
Dautphe Boy Scout Camp		Army Active	Giessen	18	4,339	0	0	12	12,933	0	182	9.3	0	0	0
Dexheim Family Housing		Army Active	Dexheim	41	197,054	0	0	14	266,085	0	32	83.6	0	0	0
East Camp Grafenwoehr		Army Active	Hof	435	2,025,755	0	0	604	3,559,035	0	2,698	1,662.6	4,322	341	1,940
Echterdingen Airfield		Army Active	Stuttgart	11	24,734	0	0	16	161,505	0	54	64.2	23	6	41
Edingen Radio Receiver Fac		Army Active	Heidelberg	0	0	0	0	1	3,101	0	45	1.7	0	0	0
Egelsbach Transmitter Fac		Army Active	Langen	1	2,299	0	0	5	6,762	0	76	4.6	0	0	0
Einsiedlerhof Maintenance Annex		AF Active	Einsiedlerhof	3	10,010	0	0	4	105,302	0	14	31.4	0	0	0
Einsiedlerhof Storage Annex		AF Active	Einsiedlerhof	9	96,575	0	0	15	285,370	0	28	78.0	55	26	1
Einsiedlerkoepfe Training Annex		AF Active	Kaiserlautern	4	5,338	0	0	1	9,630	0	311	6.6	0	0	0
Finthen Airfield		Army Active	Mainz	19	11,179	0	0	1	855	0	108	8.5	32	2	0
Fintherlandstr Family Housing		Army Active	Mainz	0	0	0	0	18	190,855	0	9	26.1	0	0	0
Fliegerhorst Airfield Kaserne		Army Active	Hanau	49	269,059	0	0	94	1,795,058	0	623	623.4	17	13	9
Flynn FH & Training Areas		Army Active	Bamberg	94	249,099	0	0	62	1,392,967	0	2,619	306.9	0	0	117
Freihoelser Training Area		Army Active	Amberg	11	11,422	0	0	0	0	0	339	14.4	0	0	0
Friedrichsfeld QM Service Ctr		Army Active	Mannheim	12	6,509	0	0	6	228,300	0	39	57.6	1	30	143
Friedrichsfeld Storage Area		Army Active	Mannheim	2	276	0	0	3	61,178	0	17	10.3	0	0	0
Funari Barracks		Army Active	Mannheim	8	35,185	0	0	17	318,843	0	27	92.0	174	227	191
Garmisch Family Housing		Army Active	Garmisch	5	2,448	0	0	20	345,004	0	83	64.6	0	0	134
Garmisch Golf Course		Army Active	Garmisch	8	8,141	0	0	1	3,321	0	72	8.9	0	0	0
Geilenkirchen AB		AF Active	Geilenkirchen	8	34,865	1	4,924	14	120,921	0	0	47.1	531	27	11
General Abrams Hotel and Disp		Army Active	Garmisch	0	0	0	0	11	217,831	0	11	57.5	0	0	0
George C Marshall Vil Family Housing		Army Active	Giessen	5	1,751	0	0	32	785,888	0	42	119.2	0	0	0
Germersheim Army Depot		Army Active	Germersheim	122	1,446,391	0	0	22	464,402	0	454	492.0	16	2	570
Giessen Community Facilities		Army Active	Giessen	9	71,154	0	0	0	0	0	18	21.3	0	0	0
Giessen General Depot		Army Active	Giessen	84	452,846	0	0	94	2,100,586	0	0	565.6	0	0	400
Grafenwoehr		Army Active	Grafenwoehr	0	0	1,229	3,691,440	0	0	0	132	421.5	15	0	0

* Sites which have assets with a DoD legal interest, excludes State owned assets.

** US Locations that do not meet criteria of at least ten (10) Acres AND at least \$10M PRV. US Territories and Non-US Locations that do not meet criteria of at least ten (10) Acres OR at least \$10M PRV.

DEPARTMENT OF DEFENSE
Base Structure Report - As of 30 Sept 2008

SITE *	BRAC 2005	COMPONENT	NAME NEAREST CITY	BUILDINGS						ACRES OWNED	TOTAL ACRES	PRV (\$M)	MIL	CIV	OTHER
				OWNED		LEASED		OTHER							
				COUNT	SQFT	COUNT	SQFT	COUNT	SQFT						
Grafenwoehr Training Area		Army Active	Grafenwoehr	560	377,240	0	0	12	11,852	0	51,676	681.3	0	0	1
Griesheim Airfield		Army Active	Darmstadt	26	47,291	0	0	21	252,491	0	73	74.1	0	0	0
Grossauheim Kaserne		Army Active	Gross Auheim	11	118,974	0	0	35	815,134	0	45	238.9	0	0	75
Gruenstadt AAFES Fac		Army Active	Gruenstadt	9	50,006	0	0	13	322,388	0	18	104.0	0	0	350
Hainerberg Housing and Shop Ctr		Army Active	Wiesbaden	20	91,008	0	0	95	2,405,080	0	165	407.5	0	0	690
Hammonds Barracks		Army Active	Seckenheim	1	229	0	0	9	254,771	0	17	71.7	84	245	224
Hausberg Ski Area		Army Active	Garmisch	2	8,461	0	0	0	0	17	31	1.1	0	0	0
Heidelberg		Army Active	Heidelberg	0	0	57	117,760	0	0	0	0	14.0	70	2	0
Heidelberg Army Heliport		Army Active	Heidelberg	12	17,235	0	0	8	49,601	0	45	43.8	34	2	59
Heidelberg Community Sup Ctr		Army Active	Heidelberg	23	57,802	0	0	13	362,600	0	27	97.6	29	51	494
Heidelberg Golf Course		Army Active	Heidelberg	10	15,080	0	0	0	0	0	125	19.9	0	0	33
Heidelberg Hospital		Army Active	Heidelberg	8	2,575	0	0	24	515,664	0	23	197.4	755	294	290
Hill 365 Radio Relay Fac		Army Active	Kaiserlautern	4	814	0	0	1	3,948	0	17	3.1	0	0	0
Hochspeyer Ammo Storage Annex		AF Active	Landstuhl	31	56,578	0	0	5	14,443	0	88	33.2	0	0	0
Hohenfels		Army Active	Hohenfels	0	0	542	1,316,537	0	0	0	1	154.9	6	1	0
Hohenfels Training Area		Army Active	Hohenfels	660	1,507,501	1	151	363	1,795,132	0	40,023	1,309.3	1,353	228	1,245
Hommertshausen Girl Scout Camp		Army Active	Mannheim	22	10,478	0	0	0	0	0	84	4.5	0	0	0
Hoppstaedten Waterworks		Army Active	Baumholder	2	3,085	0	0	2	21,854	0	27	57.1	0	0	0
Husterhoeh Communication Site		AF Active	Pirmasens	2	1,200	0	0	6	16,789	0	185	4.3	0	0	0
Husterhoeh Kaserne		Army Active	Pirmasens	42	514,597	0	0	26	532,873	0	131	189.7	30	40	610
Idar Oberstein Family Housing		Army Active	Idar Oberstein	4	364	0	0	15	446,248	0	27	59.4	0	0	0
Illesheim Leased		Army Active	Illesheim	0	0	78	202,752	0	0	0	1	24.1	7	0	0
Jefferson Village Family Housing		Army Active	Darmstadt	6	582	0	0	12	354,331	0	23	71.8	1	0	4
John F Dulles Village Family Housing		Army Active	Giessen	1	161	0	0	14	385,341	0	0	55.0	0	0	0
Kaiserslautern		Army Active	Kaiserslautern	1	44,485	0	0	0	0	0	465	18.8	39	32	54
Kaiserslautern Army Depot		Army Active	Kaiserslautern	101	729,099	0	0	63	943,874	0	623	400.2	11	53	718
Kaiserslautern Equip Spt Ctr		Army Active	Kaiserslautern	21	35,964	0	0	19	180,775	0	51	50.6	0	24	228
Kaiserslautern FH Annex #3		AF Active	Kaiserslautern	0	0	0	0	28	195,020	0	12	30.7	0	0	0
Kapaun Administration Annex		AF Active	Kaiserslautern	24	100,145	0	0	35	514,047	0	114	188.7	137	5	5
Kastel Housing Area		Army Active	Wiesbaden	6	16,493	0	0	11	373,960	0	28	75.7	0	6	31
Katterbach Kaserne		Army Active	Ansbach	48	198,194	0	0	103	2,540,497	0	439	726.0	1,186	56	367
Kefurt & Craig Village Family Housing		Army Active	Stuttgart	0	0	0	0	41	1,048,337	0	38	153.8	0	0	17
Kelley Barracks (GE44E)		Army Active	Darmstadt	28	257,047	0	0	16	380,222	0	119	178.4	0	6	26
Kelley Barracks (GE44F)		Army Active	Stuttgart	46	96,887	0	0	28	719,191	6	72	214.2	35	17	375
Kilbourne Kaserne		Army Active	Heidelberg	8	10,576	0	0	17	87,076	0	13	32.0	60	6	8

* Sites which have assets with a DoD legal interest, excludes State owned assets.

** US Locations that do not meet criteria of at least ten (10) Acres AND at least \$10M PRV. US Territories and Non-US Locations that do not meet criteria of at least ten (10) Acres OR at least \$10M PRV.

DEPARTMENT OF DEFENSE
Base Structure Report - As of 30 Sept 2008

SITE *	BRAC 2005	COMPONENT	NAME NEAREST CITY	BUILDINGS						ACRES OWNED	TOTAL ACRES	PRV (\$M)	MIL	CIV	OTHER
				OWNED		LEASED		OTHER							
				COUNT	SQFT	COUNT	SQFT	COUNT	SQFT						
Kitzingen		Army Active	Kitzingen	0	0	272	633,271	0	0	0	0	74.6	0	0	0
Kitzingen Tng Areas		Army Active	Kitzingen	4	4,954	0	0	25	40,909	1	2,828	20.7	0	0	0
Kleber Kaserne		Army Active	Kaiserlautern	49	278,940	0	0	31	785,009	0	77	287.2	467	224	1,032
Kornwestheim Golf Course		Army Active	Kornwestheim	4	21,936	0	0	1	435	0	320	15.1	0	0	28
Lampertheim Training Area		Army Active	Lampertheim	4	722	0	0	1	864	0	4,128	27.7	0	0	0
Landstuhl FH Annex O3		AF Active	Landstuhl	13	45,038	0	0	38	762,832	0	52	162.8	0	0	0
Landstuhl Heliport		Army Active	Landstuhl	31	80,697	0	0	0	0	0	113	49.2	144	23	33
Landstuhl Hospital		Army Active	Landstuhl	69	226,161	0	0	68	1,269,222	0	165	528.1	763	374	491
Landstuhl Maintenance Site		AF Active	Ramstein	35	123,899	0	0	6	25,531	0	25	38.2	0	0	0
Landstuhl Maintenance Site #2		AF Active	Spesbach	9	32,551	0	0	5	15,142	0	7	17.1	0	0	0
Langen Terrace FH Area		Army Active	Langen	11	15,195	0	0	15	285,521	0	16	44.8	0	0	0
Langerkopf Rad Rel Site		AF Active	Leimen	5	38,394	0	0	4	8,614	0	7	16.9	0	0	0
Ledward Barracks		Army Active	Schweinfurt	148	249,821	0	0	54	1,387,708	0	161	443.3	1,293	184	879
Leighton Barracks		Army Active	Wurzburg	139	535,173	0	0	118	2,484,250	0	333	614.1	27	13	173
Lincoln Village Family Housing		Army Active	Darmstadt	47	141,501	0	0	41	1,243,547	0	64	219.3	0	0	0
Mainz		Army Active	Mainz	0	0	1	1,967	0	0	0	120	0.5	0	0	0
Mainz-Kastel Station		Army Active	Wiesbaden	9	26,639	0	0	28	756,447	0	58	166.1	85	22	587
Mannheim Class III Point		Army Active	Mannheim	7	13,565	0	0	6	14,125	0	28	25.2	0	0	14
Mark Twain Village Family Housing		Army Active	Heidelberg	9	35,147	0	0	69	2,021,180	0	75	389.7	200	314	357
McCully Barracks		Army Active	Wackernheim	22	249,983	0	0	38	360,876	0	74	184.5	22	2	7
Messel Small Arms Range		Army Active	Darmstadt	6	5,754	0	0	2	752	0	52	9.0	0	0	0
Miesau		Army Active	Miesau	0	0	0	0	0	0	0	7	12.2	0	0	0
Miesau Ammo Depot		Army Active	Miesau	116	832,662	0	0	508	1,563,978	0	2,326	721.6	362	39	304
Moehringen Family Housing		Army Active	Stuttgart	0	0	0	0	31	390,307	0	32	51.9	0	0	1
Nathan Hale QM Area		Army Active	Darmstadt	18	58,407	0	0	27	369,185	0	39	93.9	65	26	325
Neubruecke Hospital		Army Active	Baumholder	7	32,874	0	0	20	297,814	0	57	110.3	0	0	31
Oberammergau NATO School		Army Active	Garmisch	3	1,827	0	0	4	43,010	0	0	12.5	15	4	101
Oberdachstetten Training Area		Army Active	Ansbach	21	24,202	0	0	73	268,280	0	876	95.8	0	0	0
Oberweis Annex		AF Active	Spangdahlem AB	12	9,913	0	0	34	128,124	0	108	44.2	0	0	0
Oftersheim Small Arms Range		Army Active	Heidelberg	5	3,707	0	0	3	9,551	0	35	7.9	0	2	5
Panzer Kaserne (GE642)		Army Active	Kaiserlautern	1	334	0	0	10	303,644	0	19	87.7	510	265	198
Panzer Kaserne (GE643)		Army Active	Stuttgart	24	94,115	0	0	39	1,221,980	2	90	345.8	664	177	618
Patch Barracks		Army Active	Stuttgart	47	322,470	0	0	41	1,202,953	1	110	421.7	770	336	1,256
Patrick Henry Village Family Housing		Army Active	Heidelberg	49	433,266	0	0	192	2,949,167	0	250	630.0	23	30	483
Patton Barracks		Army Active	Heidelberg	30	85,724	0	0	27	659,033	0	37	201.4	674	292	366
Pendleton Barracks		Army Active	Giessen	4	13,560	0	0	4	113,203	0	2	39.2	0	0	0

* Sites which have assets with a DoD legal interest, excludes State owned assets.

** US Locations that do not meet criteria of at least ten (10) Acres AND at least \$10M PRV. US Territories and Non-US Locations that do not meet criteria of at least ten (10) Acres OR at least \$10M PRV.

DEPARTMENT OF DEFENSE
Base Structure Report - As of 30 Sept 2008

SITE *	BRAC 2005	COMPONENT	NAME NEAREST CITY	BUILDINGS						ACRES OWNED	TOTAL ACRES	PRV (\$M)	MIL	CIV	OTHER
				OWNED		LEASED		OTHER							
				COUNT	SQFT	COUNT	SQFT	COUNT	SQFT						
Pfeffelbach Waterworks		Army Active	Pfeffelbach	1	78	0	0	2	16,896	0	58	30.7	0	0	0
Pruem AS		AF Active	Spangdahlem AB	4	10,728	0	0	0	0	0	18	5.1	0	0	0
Pulaski Barracks		Army Active	Kaiserlautern	32	65,377	0	0	35	214,114	0	131	93.6	91	98	226
Ramstein AB		AF Active	Landstuhl	375	3,321,522	0	0	372	5,401,302	0	3,102	3,000.1	8,325	840	1,376
Ramstein Storage Annex		AF Active	Kaiserlautern	9	179,687	0	0	3	48,076	0	85	26.6	0	0	0
Ray Barracks		Army Active	Friedberg	90	307,873	0	0	54	523,439	0	1	271.6	0	0	0
Rheinblick Rec Annex		Army Active	Wiesbaden	1	35	0	0	2	14,052	0	172	11.9	0	0	39
Rhine Ordnance Barracks		Army Active	Kaiserlautern	104	439,631	0	0	871	1,964,057	0	3,037	823.1	948	11	237
Robinson Barracks		Army Active	Stuttgart	4	80,931	0	0	5	19,162	1	24	26.2	0	0	115
Robinson-Grenadier Family Housing		Army Active	Stuttgart	8	1,679	0	0	57	1,412,418	0	128	222.4	0	3	15
Roman Way Village Family Housing		Army Active	Butzbach	17	97,068	0	0	43	1,287,570	0	63	202.4	0	0	0
Rottershausen Ammo Storage Area		Army Active	Schweinfurt	5	9,520	0	0	25	47,775	0	186	10.6	0	0	0
Sambach AFN Fac		Army Active	Sembach AB	0	0	0	0	3	1,999	0	10	0.9	0	0	0
Schweinfurt		Army Active	Schweinfurt	0	0	128	1,165,063	0	0	0	0	135.0	165	2	0
Schweinfurt Training Areas		Army Active	Schweinfurt	112	84,259	0	0	6	12,606	0	10,803	40.4	0	0	0
Schwetzingen Training Area		Army Active	Schwetzingen	1	343	0	0	0	0	0	277	0.8	0	0	0
Sembach Admin Annex (Wing HQ)		AF Active	Landstuhl	49	559,906	0	0	79	1,771,643	0	279	558.3	435	40	4
Sheridan Barracks		Army Active	Garmisch	3	301,799	0	0	11	401,133	0	29	155.0	30	0	685
Shipton Kaserne		Army Active	Ansbach	24	22,320	0	0	27	266,394	0	386	99.1	677	2	11
Siegenburg Air Range		AF Active	Spangdahlem AB	3	2,730	0	0	5	7,706	0	681	5.7	0	1	8
Smith Barracks		Army Active	Baumholder	180	643,262	0	0	203	3,135,537	0	1,018	1,179.5	4,103	207	1,072
South Camp Vilseck		Army Active	Vilseck	877	4,440,538	0	0	138	1,333,233	0	2,193	1,418.9	4,445	438	1,728
Spangdahlem AB		AF Active	Spangdahlem AB	180	1,417,505	0	0	223	2,308,959	0	1,619	1,627.2	4,198	215	481
Spangdahlem Waste Annex		AF Active	Spangdahlem AB	2	2,586	0	0	2	4,105	0	3	36.6	0	0	0
Speicher FH Annex		AF Active	Spangdahlem AB	0	0	102	234,681	0	0	0	12	34.1	0	0	0
Spinelli Barracks		Army Active	Mannheim	33	21,371	0	0	71	1,504,949	0	198	335.2	364	34	155
St Barbara Village Family Housing		Army Active	Darmstadt	21	6,868	1	1	21	82,351	0	11	16.8	0	0	0
Stem Kaserne		Army Active	Seckenheim	3	12,184	0	0	12	60,479	0	10	24.5	6	33	92
Steuben & Weicht Vil Family Housing		Army Active	Stuttgart	2	782	0	0	54	555,685	0	48	80.5	0	0	1
Storck Barracks		Army Active	Illesheim	34	60,893	0	0	96	1,876,946	0	441	547.6	1,027	52	266
Strassburg Kaserne		Army Active	Baumholder	9	8,194	0	0	28	484,158	0	39	123.1	422	0	14
Stuttgart Dependent School		Army Active	Stuttgart	1	301	0	0	4	167,796	0	11	43.5	0	0	7
Sullivan Barracks		Army Active	Mannheim	24	219,159	0	0	50	928,974	0	111	305.2	665	27	565

* Sites which have assets with a DoD legal interest, excludes State owned assets.

** US Locations that do not meet criteria of at least ten (10) Acres AND at least \$10M PRV. US Territories and Non-US Locations that do not meet criteria of at least ten (10) Acres OR at least \$10M PRV.

DEPARTMENT OF DEFENSE
Base Structure Report - As of 30 Sept 2008

SITE *	BRAC 2005	COMPONENT	NAME NEAREST CITY	BUILDINGS						ACRES OWNED	TOTAL ACRES	PRV (\$M)	MIL	CIV	OTHER
				OWNED		LEASED		OTHER							
				COUNT	SQFT	COUNT	SQFT	COUNT	SQFT						
Sulzheim Training Area		Army Active	Schweinfurt	1	182	0	0	1	190	0	145	10.6	0	0	0
Taylor Barracks		Army Active	Mannheim	63	199,955	0	0	26	662,618	0	113	244.6	931	139	423
Tompkins Barracks		Army Active	Schwetzingen	28	67,272	0	0	31	606,728	0	88	208.7	225	59	139
Vilseck		Army Active	Vilseck	0	0	134	671,352	0	0	0	31	78.6	58	0	0
Vogelweh FH Annex		AF Active	Kaiserlautern	109	560,180	0	0	168	3,666,458	0	634	798.5	0	0	0
Wackernhm-Schwabenwaeldchen TA		Army Active	Wackernheim	2	1,599	0	0	7	3,886	0	23	3.5	0	0	0
Warner Barracks		Army Active	Bamberg	206	293,489	0	0	121	2,581,363	0	209	797.1	3,049	216	989
Warner Barracks Family Housing		Army Active	Bamberg	4	746	0	0	13	337,013	0	13	56.0	0	0	0
Weilimdorf Warehouse		Army Active	Stuttgart	0	0	0	0	2	61,758	0	4	11.3	0	0	4
Weisskirchen AFN Trans Fac		Army Active	Weisskirchen	0	0	0	0	6	13,519	0	19	14.5	0	0	0
Wetzel Family Housing		Army Active	Baumholder	7	31,098	0	0	35	1,230,185	0	132	186.8	0	0	67
Wetzel Kaserne		Army Active	Baumholder	14	93,900	0	0	8	94,670	0	215	69.1	0	0	111
Wiesbaden Army Airfield		Army Active	Wiesbaden	50	329,908	0	0	137	2,104,406	0	638	748.3	2,678	392	1,011
Wiesbaden Small Arms Range		Army Active	Wiesbaden	3	6,419	0	0	7	8,398	0	26	5.1	0	0	10
Wuerzburg Hospital		Army Active	Wurzburg	6	197,180	0	0	4	405,519	0	14	224.0	0	0	0
** OTHER SITE(S) : 52				57	136,271	87	268,736	92	482,782	2	148	224.9	1,114	124	293
Germany Total:				6,994	29,819,978	2,903	9,330,406	7,959	109,810,387	33	147,824	37,734.8	54,120	8,488	30,919
Greece															
Marathi Pier Area		Navy Active	Soudha Bay	9	15,087	0	0	0	0	0	0	91.3	0	0	0
NATO Ordnance Area		Navy Active	Soudha Bay	0	0	0	0	15	68,700	0	0	22.9	0	0	0
NSA Souda Bay		Navy Active	Soudha Bay	44	365,488	0	0	0	0	0	101	181.1	24	0	0
** OTHER SITE(S) : 4				14	63,142	1	3,896	10	32,840	0	0	22.6	0	0	0
Greece Total:				67	443,717	1	3,896	25	101,540	0	101	317.8	24	0	0
Greenland															
Thule AB		AF Active	Thule	242	2,523,690	0	0	0	0	233,034	233,034	2,582.6	134	2	0
Greenland Total:				242	2,523,690	0	0	0	0	233,034	233,034	2,582.6	134	2	0
Iceland															
Grindavik, Iceland		Navy Active	Grindavik	7	16,661	0	0	0	0	0	1,049	21.1	0	0	0
Iceland Total:				7	16,661	0	0	0	0	0	1,049	21.1	0	0	0
Indonesia															
Naval Medical Research Unit Two Djakartaid		Navy Active	Jakarta, Java	0	0	0	0	4	45,946	0	0	12.2	0	0	0

* Sites which have assets with a DoD legal interest, excludes State owned assets.

** US Locations that do not meet criteria of at least ten (10) Acres AND at least \$10M PRV. US Territories and Non-US Locations that do not meet criteria of at least ten (10) Acres OR at least \$10M PRV.

DEPARTMENT OF DEFENSE
Base Structure Report - As of 30 Sept 2008

SITE *	BRAC 2005	COMPONENT	NAME NEAREST CITY	BUILDINGS						ACRES OWNED	TOTAL ACRES	PRV (\$M)	MIL	CIV	OTHER
				OWNED		LEASED		OTHER							
				COUNT	SQFT	COUNT	SQFT	COUNT	SQFT						
Indonesia Total:				0	0	0	0	4	45,946	0	0	12.2	0	0	0
Italy															
Augusta Bay		Navy Active	Catania	5	55,884	0	0	0	0	0	0	21.8	0	0	0
Aviano AB		AF Active	Aviano AB	94	683,943	0	0	96	1,576,103	0	1,199	1,340.3	3,739	197	388
Aviano Administration Annex Group HQ		AF Active	Aviano AB	3	4,630	0	0	5	40,931	0	8	18.0	0	0	0
Aviano Ammunition Storage Annex		AF Active	Aviano AB	3	6,415	0	0	34	96,655	0	47	51.2	0	0	0
Aviano Bachelor Housing Annex #1		AF Active	Aviano AB	17	255,539	2	46,140	7	345,448	0	39	279.5	0	0	0
Aviano Bachelor Housing Annex #2		AF Active	Aviano AB	6	217,020	0	0	9	82,950	0	13	113.1	0	0	0
Aviano FH Annex #5		AF Active	Aviano AB	0	0	111	251,329	9	20,482	0	0	51.6	0	0	0
Aviano FH Site		AF Active	Aviano AB	0	0	20	54,509	0	0	0	1	10.4	0	0	0
Aviano Maintenance Annex		AF Active	Aviano AB	6	4,785	0	0	9	111,928	0	8	34.8	0	0	0
Aviano Storage Annex		AF Active	Aviano AB	0	0	2	94,440	0	0	0	6	17.1	0	0	0
Camp Darby		Army Active	Tirrenia	143	620,552	0	0	0	0	0	159	227.6	93	97	491
Camp Ederle		Army Active	Vicenza	211	1,375,715	12	101,481	38	407,391	0	147	635.4	2,546	431	1,622
Capodichino		Navy Active	Naples	60	908,562	0	0	2	41,520	0	58	483.8	0	0	0
Carney Park		Navy Active	Naples	20	15,326	3	10,315	0	0	0	53	26.8	0	0	0
Coltano Troposcatter Site		Army Active	Coltano	9	44,496	0	0	0	0	0	289	18.0	0	0	0
Dal Molin Airfield		Army Active	Vicenza	7	5,142	0	0	12	254,166	0	0	86.7	3	0	74
Fontanafredda FH Site		AF Active	Aviano AB	0	0	54	292,552	1	1,668	0	1	55.9	0	0	0
Gaeta		Navy Active	Gaeta	3	2,024	2	5,226	10	48,042	0	14	37.2	0	0	0
Ghedi Radio Relay Site		AF Active	Ghedi	13	38,022	0	0	3	19,031	0	1	23.2	137	0	3
Lago Patria		Navy Active	Naples	10	14,749	0	0	1	2,479	0	3	15.8	0	0	0
Livorno		Army Active	Livorno	0	0	71	250,037	0	0	0	0	30.8	0	0	0
Livorno Supply and Maint Area		Army Active	Livorno	126	1,239,648	0	0	0	0	0	277	284.1	20	35	187
Livorno Training Area		Army Active	Livorno	5	5,727	0	0	0	0	0	50	6.2	0	0	0
Longare Communications Site		Army Active	Vicenza	5	7,071	0	0	28	86,169	0	52	36.6	128	0	17
Maniago FH Site		AF Active	Aviano AB	0	0	19	168,008	0	0	0	1	31.9	0	0	0
NAS 1 Support Area		Navy Active	Catania	46	843,033	3	68,831	0	0	0	10	360.5	0	0	0
NAS Pensacola Transmitter Site		Navy Active	Sigonella Sicily	5	28,436	0	0	0	0	0	0	12.0	0	0	0
NAS Sigonella		Navy Active	Sigonella Sicily	107	1,252,786	0	0	5	25,934	0	325	705.6	6	0	0
NAS Sigonella Belpasso Hsg		Navy Active	Catania	1	11,646	148	953,772	0	0	0	104	143.0	0	0	0
NAS Sigonella Mineo Housing		Navy Active	Sigonella Sicily	0	0	113	761,925	0	0	0	62	125.7	0	0	0
NATO Ordnance Facility		Navy Active	Sigonella Sicily	28	85,350	0	0	0	0	0	172	45.5	0	0	0
NSA Naples Support Site		Navy Active	Naples	2	188,925	162	2,994,739	0	0	0	228	708.0	0	0	0

* Sites which have assets with a DoD legal interest, excludes State owned assets.

** US Locations that do not meet criteria of at least ten (10) Acres AND at least \$10M PRV. US Territories and Non-US Locations that do not meet criteria of at least ten (10) Acres OR at least \$10M PRV.

DEPARTMENT OF DEFENSE
Base Structure Report - As of 30 Sept 2008

SITE *	BRAC 2005	COMPONENT	NAME NEAREST CITY	BUILDINGS						ACRES OWNED	TOTAL ACRES	PRV (\$M)	MIL	CIV	OTHER
				OWNED		LEASED		OTHER							
				COUNT	SQFT	COUNT	SQFT	COUNT	SQFT						
NSA Naples Various Location Housing		Navy Active	Naples	0	0	10	519,914	0	0	0	0	71.4	0	0	0
Pisa Ammo Storage Area		Army Active	Pisa	222	514,141	0	0	0	0	0	2,093	200.3	2	0	28
Pordenone FH Site		AF Active	Aviano AB	0	0	12	141,646	0	0	0	1	26.9	0	0	0
Roveredo Storage Annex		AF Active	Aviano AB	0	0	16	96,027	0	0	0	3	18.2	0	0	0
Roveredo Storage Annex #2		AF Active	Aviano AB	0	0	1	63,236	0	0	0	3	11.3	0	0	0
San Vito Dei Normanni AS		AF Active	Brindisi	2	3,980	0	0	0	0	0	25	3.2	0	0	0
Sedrano FH Site		AF Active	Aviano AB	0	0	10	88,816	0	0	0	1	16.9	0	0	0
Vicenza		Army Active	Vicenza	2	3,973	125	979,777	0	0	0	5	142.3	0	0	0
Vicenza Basic Load Storage Area		Army Active	Vicenza	15	28,676	0	0	0	0	0	34	13.5	1	3	4
Vicenza Family Housing		Army Active	Vicenza	217	417,487	0	0	1	2,793	0	82	72.0	0	0	59
** OTHER SITE(S) : 41				37	45,886	9	77,741	10	32,893	0	41	53.7	299	6	0
Italy Total:				1,430	8,929,570	905	8,020,462	280	3,196,583	0	5,615	6,667.9	6,974	769	2,873
Japan															
AKASAKA Press Center		Army Active	Tokyo	2	160	0	0	5	162,027	0	8	46.0	1	11	234
AKASAKI POL Dep-5032		Navy Active	Sasebo	47	113,823	0	0	41	123,469	0	190	307.8	0	0	0
AKIZUKI Ammunition Depot		Army Active	Akizuki	14	6,719	0	0	57	426,756	0	138	166.2	0	3	131
AWASE		Navy Active	Kadena Air Base Okinawa	8	16,363	0	0	0	0	0	118	18.1	0	0	0
AZUMA - 3090		Navy Active	Yokosuka	43	48,385	0	0	33	105,194	0	201	392.5	0	0	0
CAMP COURTNEY FH Annex		AF Active	Camp Courtney Okinawa N	2	1,054	0	0	79	1,127,923	0	65	226.0	0	0	0
CAMP COURTNEY-6029		MC Active	Tengan	84	285,912	0	0	129	1,693,789	0	331	508.4	3,506	1	0
CAMP FOSTER-6044		MC Active	Zukeran	1,454	3,359,036	0	0	267	4,503,791	0	1,588	1,953.5	2,111	3,043	57
CAMP FUJI Japan-3127		MC Active	Camp Fuji	42	64,957	0	0	45	469,958	0	291	230.8	86	106	0
CAMP GONSALVES		MC Active	Henoko Okinawa	22	17,881	0	0	2	15,653	0	19,356	17.4	0	0	0
CAMP HANSEN-6011		MC Active	Onna Okinawa	136	564,742	0	0	136	2,603,647	0	12,647	1,092.9	0	0	0
CAMP KINSEY-6056		MC Active	Makiminato Okinawa	161	2,746,600	0	0	119	3,280,075	0	676	1,446.2	4,857	0	0
CAMP KUWAE FH Annex		AF Active	Chatan Okinawa	1	108	0	0	157	577,425	0	70	115.7	0	0	0
CAMP LESTER - 6043		MC Active	Chatan Okinawa	163	637,906	0	0	74	526,814	0	167	316.6	0	0	0
CAMP MCTUREOUS - 6031		MC Active	Tengan	7	87,908	0	0	90	734,570	0	94	208.0	0	0	0
CAMP MCTUREOUS FH Annex		AF Active	Camp Courtney Okinawa N	0	0	0	0	81	680,244	0	64	135.2	0	0	0
CAMP SCHWAB-6009		MC Active	Henoko Okinawa	92	317,513	0	0	45	1,074,103	0	5,097	476.2	1,603	0	0
CAMP SHIELDS FH Annex		AF Active	Camp Shields-Okinawa	1	539	0	0	94	485,113	89	89	118.8	0	0	0
CAMP SHIELDS-6032		Navy Active	Camp Shields-Okinawa	32	113,485	0	0	19	326,132	0	88	146.4	0	0	0

* Sites which have assets with a DoD legal interest, excludes State owned assets.

** US Locations that do not meet criteria of at least ten (10) Acres AND at least \$10M PRV. US Territories and Non-US Locations that do not meet criteria of at least ten (10) Acres OR at least \$10M PRV.

DEPARTMENT OF DEFENSE
Base Structure Report - As of 30 Sept 2008

SITE *	BRAC 2005	COMPONENT	NAME NEAREST CITY	BUILDINGS						ACRES OWNED	TOTAL ACRES	PRV (\$M)	MIL	CIV	OTHER
				OWNED		LEASED		OTHER							
				COUNT	SQFT	COUNT	SQFT	COUNT	SQFT						
Camp Zama		Army Active	Sagamihara	138	569,979	0	0	215	2,359,082	0	578	1,045.0	599	504	2,283
Camp Zukeran FH Annex		AF Active	Camp Foster Okinawa	1	554	0	0	1,018	3,178,914	0	453	677.9	0	0	0
Chitose Administration Annex		AF Active	Chitose	14	63,941	0	0	0	0	0	1,067	37.1	0	0	0
COMFLEACT Kadena Okinawa		Navy Active	Okinawa Island	3	3,962	0	0	114	578,899	0	120	266.3	7	0	0
COMFLEACT Sasebo JA		Navy Active	Sasebo	53	96,373	0	0	168	1,563,546	0	7,728	767.4	2	0	5
COMFLEACT Yokosuka		Navy Active	Yokosuka	225	451,407	0	0	564	9,205,455	0	2,662	3,923.1	1	0	0
Draughon Training Range		AF Active	Misawa AFB	3	4,644	0	0	7	13,709	0	1,889	17.7	0	0	0
Drydock Area-5030		Navy Active	Sasebo	1	506	0	0	13	22,454	0	0	185.4	0	0	0
Fuji Maneuver JA - 3183		MC Active	Camp Fuji	0	0	0	0	0	0	0	33,091	0.0	0	0	0
Gimbaru Training Area - 6017		MC Active	Onna Okinawa	2	1,968	0	0	1	190	0	149	1.4	0	0	0
Hachinohe POL Dep-2006		Navy Active	Hachinohe	10	4,898	0	0	14	10,924	0	46	61.8	0	0	0
Hario Housing Area-5119		Navy Active	Sasebo	25	12,026	0	0	76	1,148,120	0	78	271.1	0	0	0
Hario Shima Ammo-5050		Navy Active	Sasebo	28	41,781	0	0	15	62,992	0	487	91.7	0	0	0
Henoko Ammo Area - 6010		MC Active	Henoko Okinawa	50	122,528	0	0	3	73,316	0	300	104.9	0	0	0
Hiro Ammunition Depot		Army Active	Kure	5	5,817	0	0	8	108,255	0	88	40.2	0	0	32
Idesuna Jima Air Range		AF Active	Okinawa Island	0	0	0	0	0	0	61	61	0.0	0	0	0
Ie Jima Aux Airfield		MC Active	Henoko Okinawa	11	15,096	0	0	5	5,959	0	1,981	20.7	0	0	0
Ikego Housing Area-3087		Navy Active	Ikego	46	49,044	0	0	140	2,427,397	0	708	558.8	0	0	0
Iorizaki POL Dep-5036		Navy Active	Sasebo	3	86	0	0	4	7,644	0	56	144.1	0	0	0
Itazuke Auxiliary Airfield		AF Active	Fukuoka	0	0	0	0	1	30,873	0	6	19.7	0	0	0
Iwo Jima-3181		Navy Active	Iwo Jima	0	0	0	0	46	311,555	0	243	294.6	0	0	0
Kachin Hanto Area A		Army Active	Gushikawa	13	3,114	0	0	6	9,767	0	32	43.8	0	0	0
Kadena AB		AF Active	Kadena Air Base Okinawa	1,499	5,347,208	0	0	757	7,955,232	4,907	4,907	5,316.7	7,521	571	1,999
Kadena Ammo Storage Annex		AF Active	Kadena Air Base Okinawa	363	1,789,191	0	0	85	591,251	6,077	6,077	1,069.5	0	0	0
Kami Seya-3096		Navy Active	Kami Seya	103	296,956	0	0	13	120,783	0	587	166.7	0	0	0
Kawakami Ammunition Depot		Army Active	Higashi-Hiroshima	69	128,589	0	0	49	230,275	0	644	164.2	0	3	138
Kin Blue Beach - 6020		MC Active	Onna Okinawa	0	0	0	0	0	0	0	94	1.5	0	0	0
Kisarazu-JGSDF-3033		Navy Active	Kisarazu	12	20,931	0	0	34	384,084	0	515	284.0	0	0	0
Kobi Sho Range-6084		Navy Active	Okinawa Island	0	0	0	0	0	0	0	216	0.0	0	0	0
Koshiba POL Dep-3113		Navy Active	Yokohama	0	0	0	0	0	0	0	104	0.0	0	0	0
Kure Pier 6		Army Active	Kure	7	3,960	0	0	9	61,851	0	4	24.7	13	4	67
Maebata - 5033		Navy Active	Sasebo	35	51,773	0	0	45	292,151	0	144	150.1	0	0	0
Makiminato Service Annex		AF Active	Makiminato Okinawa	0	0	0	0	43	2,266,385	0	135	448.6	0	0	0
MCAS Futenma-6051		MC Active	Futemma Okinawa	225	916,580	0	0	51	805,032	0	1,187	785.2	3,352	48	0
MCAS Iwakuni		MC Active	Iwakuni	203	774,673	0	0	209	3,335,863	0	6,702	1,688.5	1,705	1,385	13

* Sites which have assets with a DoD legal interest, excludes State owned assets.

** US Locations that do not meet criteria of at least ten (10) Acres AND at least \$10M PRV. US Territories and Non-US Locations that do not meet criteria of at least ten (10) Acres OR at least \$10M PRV.

DEPARTMENT OF DEFENSE
Base Structure Report - As of 30 Sept 2008

SITE *	BRAC 2005	COMPONENT	NAME NEAREST CITY	BUILDINGS						ACRES OWNED	TOTAL ACRES	PRV (\$M)	MIL	CIV	OTHER
				OWNED		LEASED		OTHER							
				COUNT	SQFT	COUNT	SQFT	COUNT	SQFT						
MCAS Iwakuni Housing		MC Active	Iwakuni	3	501	0	0	56	470,078	0	32	110.5	0	0	0
MCB Camp S D Butler ASP 2-6022		MC Active	Koza	5	8,000	0	0	0	0	0	491	8.9	0	0	0
Misawa AB		AF Active	Misawa AFB	235	1,272,664	0	0	588	7,742,682	0	3,865	4,479.8	3,195	176	790
Momote Annex		AF Active	Yokota AFB	0	0	0	0	3	2,976	0	30	3.1	0	0	0
NAF Atsugi		Navy Active	Atsugi	302	635,819	0	0	280	3,415,732	0	1,237	1,525.5	4	0	5
NAF Misawa JA		Navy Active	Misawa AFB	0	0	0	0	78	737,860	0	27	342.4	0	0	0
Nagasaka Rifl Rng-3104		Navy Active	Yokosuka	0	0	0	0	0	0	0	25	0.0	0	0	0
Naha Port		Army Active	Naha Okinawa	39	346,916	0	0	3	14,425	0	139	167.9	7	12	118
Negishi Dh Area-3066		Navy Active	Yokohama	43	32,415	0	0	238	631,277	0	111	252.1	0	0	0
Okidaito Jima Rng-6088		Navy Active	Okinawa Island	0	0	0	0	0	0	0	283	0.0	0	0	0
Okuma Recreation Annex		AF Active	Okuma Okinawa	44	65,964	0	0	2	14,068	135	135	47.2	9	0	30
Owada Communications Station		AF Active	Owada	0	0	0	0	1	21,152	0	328	17.6	0	0	0
POL Facilities		Army Active	Chatan Okinawa	31	27,973	0	0	82	51,771	0	399	297.0	0	0	81
Sagami General Depot		Army Active	Sagamihara	133	85,159	0	0	136	3,107,277	0	528	780.4	108	29	743
Sagamihara FH Area		Army Active	Sagamihara	426	116,541	0	0	239	959,523	0	150	363.2	2	5	217
Sakibe - 5118		Navy Active	Sasebo	5	20,300	0	0	2	8,077	0	32	12.6	0	0	0
Sanno Hotel Tokyo-3185		Navy Active	Tokyo	2	783	0	0	1	150,843	0	2	53.7	0	0	0
Sekibi Sho Range-6085		Navy Active	Okinawa Island	0	0	0	0	0	0	0	10	0.0	0	0	0
Shariki Communication Site		Army Active	Zama	0	0	0	0	0	0	0	33	1.2	3	0	108
Tama Service Annex		AF Active	Tana	12	11,132	0	0	39	103,178	0	483	60.0	0	0	0
Tengan Pier-6028		Navy Active	Tengan	4	5,612	0	0	0	0	0	8	15.5	0	0	0
Tokorozawa Transmitter Site		AF Active	Tokorosana	7	59,913	0	0	0	0	0	320	103.4	0	0	0
Tomioka Storage-3072		Navy Active	Yokohama	0	0	0	0	0	0	0	7	10.3	0	0	0
Tori Shima Air Range		AF Active	Okinawa Island	0	0	0	0	0	0	10	10	0.0	0	0	0
Torii Station		Army Active	Sobe Okinawa	93	458,192	0	0	148	959,507	0	992	489.8	717	59	654
Totsuka-NCTS-3097		Navy Active	Totsuka	25	17,049	0	0	11	39,443	0	191	59.6	0	0	0
Tsurumi POL Dep-3144		Navy Active	Yokohama	36	10,561	0	0	26	63,144	0	46	138.7	0	0	0
Ulibaru		MC Active	White Beach Nav Inst	0	0	0	0	0	0	0	63	0.0	0	0	0
Urago Ordinance-3117		Navy Active	Yokosuka	15	14,401	0	0	31	179,248	0	48	97.9	0	0	0
White Beach		Navy Active	White Beach Nav Inst	54	86,400	0	0	9	126,133	0	290	112.4	0	0	0
Yokohama No Dock-3067		Navy Active	Yokohama	3	3,318	0	0	17	324,843	0	23	96.2	0	0	0
Yokohama North Dock		Army Active	Yokohama	17	13,006	0	0	67	579,911	0	127	240.5	15	12	241
Yokose POL Dep-5039		Navy Active	Sasebo	9	2,095	0	0	5	4,068	0	153	286.9	0	0	0
Yokota AB		AF Active	Yokota AFB	140	629,165	0	0	629	9,396,349	0	1,750	3,768.7	3,025	259	1,299
** OTHER SITE(S) : 35				16	25,561	0	0	28	93,324	10	46	55.3	10	0	7

* Sites which have assets with a DoD legal interest, excludes State owned assets.

** US Locations that do not meet criteria of at least ten (10) Acres AND at least \$10M PRV. US Territories and Non-US Locations that do not meet criteria of at least ten (10) Acres OR at least \$10M PRV.

DEPARTMENT OF DEFENSE
Base Structure Report - As of 30 Sept 2008

SITE *	BRAC 2005	COMPONENT	NAME NEAREST CITY	BUILDINGS						ACRES OWNED	TOTAL ACRES	PRV (\$M)	MIL	CIV	OTHER
				OWNED		LEASED		OTHER							
				COUNT	SQFT	COUNT	SQFT	COUNT	SQFT						
Japan Total:				7,157	23,110,116	0	0	7,905	85,275,531	11,289	126,828	40,593.5	32,459	6,231	9,252
Kenya															
		MC Active	Mombasa	4	15,578	0	0	0	0	0	0	11.3	0	0	0
		Navy Active	Mombasa	5	7,520	0	0	0	0	0	0	26.1	0	0	0
Kenya Total:				9	23,098	0	0	0	0	0	0	37.3	0	0	0
Kuwait															
** OTHER SITE(S) : 1				0	0	0	0	3	19,363	0	0	1.2	39	11	1
Kuwait Total:				0	0	0	0	3	19,363	0	0	1.2	39	11	1
Luxembourg															
		Army Active	Esch-S-Alzette	0	0	0	0	29	995,591	0	97	118.6	0	0	0
Luxembourg Total:				0	0	0	0	29	995,591	0	97	118.6	0	0	0
Marshall Islands															
		Army Active	Kwajalein Atoll	805	3,245,047	0	0	0	0	0	1,361	2,427.3	3	16	2,225
Marshall Islands Total:				805	3,245,047	0	0	0	0	0	1,361	2,427.3	3	16	2,225
Netherlands															
		Army Active	Brunssum	1	2,152	0	0	11	644,993	0	0	142.5	227	8	143
		Army Active	Rotterdam	0	0	2	81,877	0	0	0	2	17.4	27	47	125
		Army Active	Schinnen	0	0	145	248,467	0	0	0	0	30.8	0	0	0
		Army Active	Schinnen	36	88,241	14	142,959	0	0	0	24	56.8	48	83	358
** OTHER SITE(S) : 5				3	3,562	15	21,982	0	0	0	0	4.3	139	2	1
Netherlands Total:				40	93,955	176	495,285	11	644,993	0	26	251.7	441	140	627
Netherlands Antilles															
** OTHER SITE(S) : 1				12	86,684	0	0	0	0	0	42	43.3	11	1	0
Netherlands Antilles Total:				12	86,684	0	0	0	0	0	42	43.3	11	1	0
Norway															
** OTHER SITE(S) : 3				1	4,550	2	4,156	2	21,836	0	0	9.4	25	0	0
Norway Total:				1	4,550	2	4,156	2	21,836	0	0	9.4	25	0	0
Oman															
		AF Active	Salalah	0	0	0	0	0	0	0	3,000	0.0	1	0	0

* Sites which have assets with a DoD legal interest, excludes State owned assets.

** US Locations that do not meet criteria of at least ten (10) Acres AND at least \$10M PRV. US Territories and Non-US Locations that do not meet criteria of at least ten (10) Acres OR at least \$10M PRV.

DEPARTMENT OF DEFENSE
Base Structure Report - As of 30 Sept 2008

SITE *	BRAC 2005	COMPONENT	NAME NEAREST CITY	BUILDINGS						ACRES OWNED	TOTAL ACRES	PRV (\$M)	MIL	CIV	OTHER
				OWNED		LEASED		OTHER							
				COUNT	SQFT	COUNT	SQFT	COUNT	SQFT						
** OTHER SITE(S) : 3				8	32,927	0	0	0	0	0	0	9.0	0	0	0
Oman Total:				8	32,927	0	0	0	0	0	3,000	9.0	1	0	0
Peru															
Naval Medical Research Center Det Lima Peru		Navy Active	Lima	0	0	0	0	2	26,871	0	0	10.3	0	0	0
Peru Total:				0	0	0	0	2	26,871	0	0	10.3	0	0	0
Portugal															
Aguilva Munitions Storage Annex		AF Active	Lajesfield	20	17,185	0	0	0	0	0	68	8.7	0	0	0
Caldeira Ammunition Storage Area		AF Active	Lajesfield	2	6,295	0	0	0	0	0	29	3.3	0	0	0
Cinco Picos Globecom Annex		AF Active	Lajesfield	3	25,963	0	0	1	2,363	0	159	10.8	0	0	0
Covadascinzas Petroleum Products Stg Annex		AF Active	Lajesfield	0	0	0	0	0	0	0	41	49.6	0	0	0
Lajes Field		AF Active	Lajesfield	367	2,722,416	0	0	11	41,605	0	973	1,021.5	654	77	606
Praia Da Victoria Dock Annex		AF Active	Lajesfield	12	19,324	0	0	0	0	0	4	19.6	0	1	4
Praia Da Victoria Fuel Storage Annex		AF Active	Lajesfield	9	4,916	0	0	0	0	0	53	119.3	0	0	0
Villa Nova Globecom Annex		AF Active	Lajesfield	1	13,533	0	0	1	1,748	0	99	5.8	0	0	0
** OTHER SITE(S) : 13				16	5,822	0	0	3	17,653	0	19	12.5	0	0	0
Portugal Total:				430	2,815,454	0	0	16	63,369	0	1,445	1,251.1	654	78	610
Saint Helena															
Ascension Auxiliary Airfield		AF Active	Ascension Island	112	367,958	0	0	0	0	0	3,463	383.0	3	0	0
Saint Helena Total:				112	367,958	0	0	0	0	0	3,463	383.0	3	0	0
Singapore															
Singapore Area Coordinator		Navy Active	Singapore	0	0	1	9,244	169	913,273	0	0	218.1	0	0	0
** OTHER SITE(S) : 2				0	0	0	0	1	190	0	0	0.1	0	0	0
Singapore Total:				0	0	1	9,244	170	913,463	0	0	218.1	0	0	0
South Korea															
Bayonet Training Area		Army Active	Tong Du Chon	0	0	0	0	0	0	0	248	0.0	0	0	0
Camp Ames		Army Active	Camp Ames	9	19,158	0	0	0	0	0	20	5.3	0	0	0
Camp Carroll		Army Active	Waegwan	266	2,320,187	0	0	55	1,004,371	0	681	724.1	1,683	140	1,972
Camp Casey		Army Active	Camp Casey	580	4,100,692	0	0	2	9,468	2	2,830	1,157.6	5,084	60	2,601
Camp Castle		Army Active	Tong Du Chon	52	337,348	0	0	0	0	1	51	90.2	79	0	368

* Sites which have assets with a DoD legal interest, excludes State owned assets.

** US Locations that do not meet criteria of at least ten (10) Acres AND at least \$10M PRV. US Territories and Non-US Locations that do not meet criteria of at least ten (10) Acres OR at least \$10M PRV.

DEPARTMENT OF DEFENSE
Base Structure Report - As of 30 Sept 2008

SITE *	BRAC 2005	COMPONENT	NAME NEAREST CITY	BUILDINGS						ACRES OWNED	TOTAL ACRES	PRV (\$M)	MIL	CIV	OTHER
				OWNED		LEASED		OTHER							
				COUNT	SQFT	COUNT	SQFT	COUNT	SQFT						
Camp Eagle		Army Active	Wonju	54	446,400	0	0	0	0	0	113	153.2	423	5	134
Camp Henry		Army Active	Taegu	94	501,894	150	189,000	36	210,358	1	59	198.6	544	244	1,445
Camp Henry (Brooklyn Hill)		Army Active	Yongsan	11	7,945	0	0	0	0	4	40	4.0	0	0	0
Camp Henry (Dartboard Site)		Army Active	Taegu	2	1,672	0	0	0	0	0	10	3.0	0	0	0
Camp Henry (Pier #8)		Army Active	Pusan	4	7,759	0	0	7	96,772	0	12	34.8	8	0	114
Camp Hialeah		Army Active	Pusan	302	892,251	0	0	24	53,561	61	193	317.3	0	0	0
Camp Hovey		Army Active	Camp Hovey	166	1,604,129	0	0	1	25,696	0	3,473	415.1	550	2	230
Camp Humphreys		Army Active	Camp Humphreys	472	4,873,934	0	0	7	35,896	0	1,435	1,359.1	4,198	185	3,283
Camp Humphreys (High Point)		Army Active	Chechon	3	2,122	0	0	0	0	0	11	2.1	0	0	0
Camp Humphreys (Richmond)		Army Active	Taejon	2	564	0	0	0	0	0	14	2.1	0	0	0
Camp Humphreys Communications Site		AF Active	Camp Humphreys	0	0	0	0	21	177,456	0	19	52.5	0	0	0
Camp Jackson		Army Active	Uijong Bu	47	179,024	0	0	0	0	0	406	45.7	183	0	350
Camp Kwangsa Ri		Army Active	Yongju	15	35,560	0	0	4	8,000	0	31	12.1	0	0	0
Camp Long		Army Active	Wonju	121	309,235	0	0	8	13,007	0	85	93.7	62	10	280
Camp Market		Army Active	Inchon	64	604,057	0	0	39	588,090	0	119	197.6	5	3	486
Camp Red Cloud		Army Active	Uijong Bu	245	1,405,016	0	0	0	0	0	208	382.2	1,033	116	1,364
Camp Red Cloud (Bullseye 01)		Army Active	Yongchon	95	253,157	0	0	0	0	0	2,457	79.9	0	0	8
Camp Red Cloud (Bullseye 02)		Army Active	Paju	0	0	0	0	0	0	0	255	0.6	0	0	0
Camp Red Cloud Communications Site		AF Active	Uijong Bu	0	0	0	0	15	85,409	0	4	24.0	0	0	0
Camp Stanley		Army Active	Uijong Bu	288	1,604,443	0	0	1	109	0	605	419.1	987	6	384
Camp Walker		Army Active	Taegu	228	1,155,297	0	0	0	0	1	195	301.6	596	88	758
Camp Yongin		Army Active	Suwon	6	44,616	0	0	3	9,240	0	8	15.5	0	0	19
Chang San		Army Active	Pusan	13	12,838	0	0	0	0	2	26	5.1	0	0	0
Far East Dist Engr		Army Active	Seoul	32	111,986	0	0	14	76,982	0	11	44.3	2	136	382
Fleet Activities Chinhae		Navy Active	Chinhae	109	305,351	0	0	0	0	0	91	93.8	0	0	11
Gun Training Area		Army Active	Tong Du Chon	0	0	0	0	0	0	0	195	0.0	0	0	0
H220 Heliport		Army Active	Tong Du Chon	52	240,669	0	0	0	0	0	52	63.7	5	5	256
K-16 AB		Army Active	Songnam	50	362,122	1	140,657	18	268,539	0	208	213.2	689	3	301
Kamaksan ASA		Army Active	Tong Du Chon	5	5,286	0	0	0	0	0	49	2.7	0	0	10
Kimhae Storage Annex		AF Active	Kimhae	37	363,308	0	0	1	51,333	0	86	75.6	1	0	0
Koon Ni Air Range		AF Active	Koon Ni	20	28,405	0	0	0	0	0	5,882	11.1	0	0	0
Kunsan AB		AF Active	Kunsan	380	2,723,978	0	0	26	612,897	0	2,557	1,471.7	2,421	57	589
Kunsan POL Terminal Site		Army Active	Kunsan	3	5,728	0	0	0	0	0	17	8.2	0	0	0
Kwang-Ju AB		AF Active	Kwangju	96	618,127	0	0	2	24,207	0	313	267.6	28	0	17
Madison Site		Army Active	Suwon	11	8,638	0	0	0	0	0	22	8.1	0	0	0

* Sites which have assets with a DoD legal interest, excludes State owned assets.

** US Locations that do not meet criteria of at least ten (10) Acres AND at least \$10M PRV. US Territories and Non-US Locations that do not meet criteria of at least ten (10) Acres OR at least \$10M PRV.

DEPARTMENT OF DEFENSE
Base Structure Report - As of 30 Sept 2008

SITE *	BRAC 2005	COMPONENT	NAME NEAREST CITY	BUILDINGS						ACRES OWNED	TOTAL ACRES	PRV (\$M)	MIL	CIV	OTHER
				OWNED		LEASED		OTHER							
				COUNT	SQFT	COUNT	SQFT	COUNT	SQFT						
Masan Ammunition Depot		Army Active	Masan	17	57,265	0	0	0	0	0	1,060	17.8	0	2	5
Mu Juk		MC Active	Pohang	75	133,725	0	0	0	0	0	0	31.5	0	0	0
Niblo Barracks		Army Active	Seoul	11	28,505	0	0	2	6,345	0	7	10.2	54	0	51
Osan AFB		AF Active	Osan AFB	443	5,792,485	6	272,559	53	1,000,619	0	1,788	2,434.0	5,010	176	1,262
Osan Ni Ammunition Storage Annex		AF Active	Osan	20	74,115	0	0	0	0	0	603	33.4	0	0	0
Pil-Sung Air Range		AF Active	Osan AFB	9	18,080	0	0	3	25,156	0	27	13.6	0	0	0
Pohang		Navy Active	Pohang	11	54,077	0	0	51	123,848	0	3	65.0	0	0	0
Pusan Storage Facility		Army Active	Pusan	58	391,616	0	0	7	14,406	3	69	97.3	5	5	181
Pyongtaek Complex Area		Army Active	Pyong Taek	7	5,255	0	0	0	0	0	160	8.3	0	7	87
ROK Navy Base		Navy Active	Chinhae	2	6,799	0	0	0	0	0	0	26.6	0	0	0
Shinbuk Relay		Army Active	Pochon	3	4,776	0	0	0	0	0	13	6.5	0	0	0
Sungnam Golf Course		Army Active	Songnam	0	0	0	0	10	60,983	0	230	29.6	0	0	145
Suwon AB		AF Active	Suwon	41	137,635	0	0	61	588,854	0	235	322.7	25	1	0
Swiss and Swed Camp Mac HQ		Army Active	Munsan	24	31,781	0	0	0	0	0	0	10.0	0	0	4
Taegu AB		AF Active	Taegu	144	770,545	0	0	0	0	0	763	319.9	41	3	2
Tango		Army Active	Songnam	23	179,970	0	0	6	77,561	0	241	70.2	0	0	0
Watkins Range		Army Active	Tong Du Chon	0	0	0	0	0	0	0	13	0.0	0	0	0
Wonju AS		AF Active	Wonju	13	7,715	0	0	5	10,491	0	93	30.1	11	0	0
Yechon		Navy Active	Yechon	0	0	0	0	26	73,130	0	0	36.3	0	0	0
Yong Pyong		Army Active	Yongpyong	74	186,834	0	0	0	0	0	3,347	77.3	2	1	133
Yongsan Garrison		Army Active	Seoul	753	4,698,812	50	1,337,456	196	1,100,566	0	626	1,490.0	4,133	977	6,427
Yongsan Garrison		Navy Active	Yongsan	0	0	0	0	16	57,608	0	0	12.6	0	0	0
** OTHER SITE(S) : 25				74	122,415	0	0	29	221,203	6	66	74.6	106	4	101
South Korea Total:				5,736	38,195,301	207	1,939,672	749	6,712,161	81	32,435	13,573.5	27,968	2,236	23,760
Spain															
Moron AB		AF Active	Moran AB	152	821,465	0	0	3	14,078	0	2,811	491.7	120	7	11
NS Rota		Navy Active	Rota	941	3,766,593	0	0	0	0	0	5,962	1,408.0	243	5	1
** OTHER SITE(S) : 3				1	2,583	1	1,296	1	1,794	0	1	1.7	0	0	0
Spain Total:				1,094	4,590,641	1	1,296	4	15,872	0	8,774	1,901.4	363	12	12
Turkey															
Ankara Administration Office		AF Active	Ankara	20	144,609	0	0	4	5,716	0	14	49.5	31	2	3
Batman AB		AF Active	Batman	0	0	0	0	13	28,176	0	0	24.0	0	0	0
Cigli AB		AF Active	Izmir	3	9,027	0	0	16	139,100	0	0	38.0	0	0	0

* Sites which have assets with a DoD legal interest, excludes State owned assets.

** US Locations that do not meet criteria of at least ten (10) Acres AND at least \$10M PRV. US Territories and Non-US Locations that do not meet criteria of at least ten (10) Acres OR at least \$10M PRV.

DEPARTMENT OF DEFENSE
Base Structure Report - As of 30 Sept 2008

SITE *	BRAC 2005	COMPONENT	NAME NEAREST CITY	BUILDINGS						ACRES OWNED	TOTAL ACRES	PRV (\$M)	MIL	CIV	OTHER
				OWNED		LEASED		OTHER							
				COUNT	SQFT	COUNT	SQFT	COUNT	SQFT						
Incirlik AB		AF Active	Incirlik Air Base	555	3,460,924	0	0	120	460,528	0	3,337	1,743.8	1,279	113	141
Izmir AS		AF Active	Izmir	0	0	10	75,902	0	0	0	1	20.7	139	10	48
Izmir Storage Annex #2		AF Active	Izmir	0	0	27	130,039	0	0	0	17	46.5	0	0	0
Mus AB		AF Active	Incirlik Air Base	11	22,011	0	0	1	3,228	0	0	18.1	0	0	0
Yumurtaalik Petroleum Prod Storage Annex		AF Active	Yumurzalik	5	7,623	0	0	0	0	0	142	50.6	0	0	2
** OTHER SITE(S) : 11				8	96,020	4	32,164	2	32,280	0	1	32.0	0	0	0
Turkey Total:				602	3,740,214	41	238,105	156	669,028	0	3,512	2,023.2	1,449	125	194
United Arab Emirates															
** OTHER SITE(S) : 3				0	0	9	124,987	0	0	0	25	31.9	190	5	0
United Arab Emirates Total:				0	0	9	124,987	0	0	0	25	31.9	190	5	0
United Kingdom															
Beck Row FH		AF Active	Lakenheath	0	0	112	144,751	0	0	0	10	21.2	0	0	0
Blenheim Crescent		AF Active	London	0	0	0	0	5	47,858	0	0	15.1	0	0	0
Eriswell FH Annex		AF Active	Lakenheath	0	0	144	723,183	0	0	0	62	108.5	0	0	0
JMF St Mawgan		Navy Active	Saint Mawgan	14	43,568	0	0	12	246,348	0	0	87.6	0	0	0
Lynn Wood FH		AF Active	Thetford	0	0	98	205,804	0	0	0	22	32.3	0	0	0
MHILL2 - Harrogate		AF Active	Harrogate	0	0	4	4,894	77	86,389	0	0	13.5	0	0	0
Newmarket FH Annex #3		AF Active	New Market	0	0	140	399,140	0	0	0	35	63.0	0	0	0
RAF Alconbury		AF Active	Alconbury	184	1,098,489	0	0	17	189,148	0	203	352.6	188	52	0
RAF Barford St John Transmitter Annex		AF Active	Barford	2	30,501	0	0	1	2,100	0	476	21.9	0	0	0
RAF Bicester		AF Active	Bicester AFB	255	224,320	0	0	80	97,754	0	35	53.7	0	0	0
RAF Chelveston FH Annex		AF Active	Alconbury	22	79,272	0	0	0	0	0	17	15.1	0	0	0
RAF Croughton		AF Active	Croughton	124	665,214	0	0	19	160,060	0	694	280.0	268	34	0
RAF Ely Famly Housing Annex		AF Active	Ely	0	0	0	0	66	164,182	0	5	42.3	0	0	0
RAF Fairford		AF Active	Fairford	86	419,332	0	0	113	709,757	0	1,170	552.1	195	23	0
RAF Feltwell		AF Active	Feltwell	17	249,621	0	0	179	930,217	0	332	276.7	45	2	1
RAF Lakenheath		AF Active	Lakenheath	336	2,686,782	0	0	391	1,735,438	0	2,007	1,975.2	4,602	236	0
RAF Menwith Hill		AF Active	Harrogate	0	0	1	672	164	1,112,395	0	545	318.4	446	70	18
RAF Mildenhall		AF Active	Mildenhall	309	1,780,186	0	0	161	1,358,110	0	1,163	1,198.5	3,020	183	0
RAF Mildenhall Ammo Storage Annex		AF Active	Mildenhall	19	19,701	0	0	0	0	0	37	7.4	0	0	0
RAF Molesworth		AF Active	Alconbury	33	180,926	0	0	28	333,219	0	659	184.4	300	2	0

* Sites which have assets with a DoD legal interest, excludes State owned assets.

** US Locations that do not meet criteria of at least ten (10) Acres AND at least \$10M PRV. US Territories and Non-US Locations that do not meet criteria of at least ten (10) Acres OR at least \$10M PRV.

DEPARTMENT OF DEFENSE
Base Structure Report - As of 30 Sept 2008

SITE *	BRAC 2005	COMPONENT	NAME NEAREST CITY	BUILDINGS						ACRES OWNED	TOTAL ACRES	PRV (\$M)	MIL	CIV	OTHER
				OWNED		LEASED		OTHER							
				COUNT	SQFT	COUNT	SQFT	COUNT	SQFT						
RAF Molesworth FH Annex		AF Active	Alconbury	21	56,878	0	0	0	0	0	5	10.9	0	0	0
RAF Molesworth Storage Annex #12		AF Active	Molesworth	2	30,988	0	0	0	0	0	37	9.7	7	0	0
RAF Shepherds Grove FH Annex		AF Active	Lakenheath	34	64,338	0	0	1	7,718	0	18	15.3	0	0	0
RAF Upwood		AF Active	Upwood	2	835	0	0	2	53,479	0	5	23.1	43	1	0
RAF Welford Ammo Storage Area		AF Active	Welford	77	231,487	0	0	207	531,246	0	806	323.5	0	0	0
** OTHER SITE(S) : 22				12	44,464	105	105,497	86	151,630	0	33	64.9	190	1	0
United Kingdom Total:				1,549	7,906,902	604	1,583,941	1,609	7,917,048	0	8,376	6,066.6	9,304	604	19
Overseas Total:				29,648	136,610,530	4,968	23,413,966	19,089	217,876,040	244,453	634,919	124,225.2	136,083	19,112	72,159
Worldwide Totals:				207,693	1,661,287,443	10,001	62,071,675	89,601	459,429,105	19,259,802	28,556,084	720,047.4	1,814,543	490,454	370,037

* Sites which have assets with a DoD legal interest, excludes State owned assets.

** US Locations that do not meet criteria of at least ten (10) Acres AND at least \$10M PRV. US Territories and Non-US Locations that do not meet criteria of at least ten (10) Acres OR at least \$10M PRV.

THIS PAGE INTENTIONALLY LEFT BLANK

DEPARTMENT OF DEFENSE

Base Structure Report - As of 30 Sept 2008

IX. INDIVIDUAL SERVICE INVENTORIES

THIS PAGE INTENTIONALLY LEFT BLANK

DEPARTMENT OF DEFENSE - Army
Base Structure Report - As of 30 Sept 2008

SITE *	BRAC 2005	COMPONENT	NAME NEAREST CITY	BUILDINGS						ACRES OWNED	TOTAL ACRES	PRV (\$M)	MIL	CIV	OTHER
				OWNED		LEASED		OTHER							
				COUNT	SQFT	COUNT	SQFT	COUNT	SQFT						
Alabama															
10C Stagefield		Army Active	Fort Rucker	5	2,933	0	0	0	0	180	180	20.0	0	0	0
310th Chem USARC	C	Army Reserve	Anniston	3	74,932	0	0	0	0	19	19	13.1	210	16	2
Allen Stagefield		Army Active	Newton	5	3,599	0	0	1	44	114	114	18.5	0	0	0
Anniston Army Depot	R	Army Active	Anniston	1,758	9,081,471	1	742	0	0	15,277	15,321	1,895.9	11	4,885	2,026
Bill Nichols USARC/ECS #158		Army Reserve	Anniston	2	61,185	0	0	0	0	17	17	15.5	309	6	0
Brown (4B) Stagefield		Army Active	New Brockton	5	3,253	0	0	0	0	176	176	20.2	0	0	0
Cairns Basefield		Army Active	Daleville	57	513,893	0	0	4	1,107	1,326	1,326	217.0	0	0	0
Fort Benning AL		Army Active	Fort Mitchell	62	55,328	0	0	3	313	12,138	12,138	37.7	0	0	0
Fort McClellan		Army Active	Moody	7	90,031	0	0	0	0	491	491	15.7	0	0	0
Fort McClellan ARNG Training Center		Army Guard	Anniston	225	892,433	0	0	0	0	22,641	22,641	195.5	411	84	54
Fort Rucker	R	Army Active	Fort Rucker	678	5,110,665	5	14,820	821	2,280,108	57,630	58,381	1,783.7	5,435	1,993	6,323
Goldberg Stagefield		Army Active	Ozark	5	6,076	0	0	0	0	99	102	17.2	0	0	0
Highbluff Stagefield		Army Active	Hartford	5	3,847	0	0	1	44	190	192	17.3	0	0	0
Horace B Hanson USARC		Army Reserve	Birmingham	3	99,804	0	0	0	0	14	14	17.9	568	6	12
Hunt Stagefield		Army Active	Ozark	5	4,203	0	0	0	0	134	155	17.9	0	0	0
Louisville Stagefield		Army Active	Louisville	2	128	0	0	1	42	101	105	11.7	0	0	0
Redstone Arsenal	R	Army Active	Huntsville	1,320	11,299,682	0	0	390	889,279	62,156	69,146	3,350.8	1,883	9,336	20,050
Runkle Stagefield		Army Active	Elba	5	4,718	0	0	3	338	235	235	13.2	0	0	0
Shell Basefield		Army Active	Enterprise	13	63,794	0	0	0	0	296	296	51.6	0	0	0
Skelly Stagefield		Army Active	Kinston	4	6,209	0	0	0	0	193	193	20.8	0	0	0
Stinson (5AB) Stagefield		Army Active	New Brockton	5	3,433	0	0	0	0	191	191	19.8	0	0	0
Toth Stagefield		Army Active	Dothan	4	3,177	0	0	1	220	125	128	24.8	0	0	0
** OTHER SITE(S): 45				56	487,809	8	56,052	2	164	362	180,413	104.9	3,111	154	19
Alabama Total:				4,234	27,872,603	14	71,614	1,227	3,171,659	174,104	361,973	7,900.6	11,938	16,480	28,486
Alaska															
Black Rapids Training Area		Army Active	Delta Junction	4	39,252	0	0	0	0	0	2,784	15.8	0	0	0
Donnelly Training Area		Army Active	Delta Junction	21	57,331	0	0	0	0	631,693	631,693	83.9	0	0	0
Fairbanks Eielson Pipeline		Army Active	Fort Wainwright	3	4,149	0	0	0	0	59	1,765	495.5	0	0	0
Fort Greely	R	Army Active	Delta Junction	181	1,605,510	0	0	0	0	7,200	7,200	1,392.6	212	102	1,162
Fort Richardson	R	Army Active	Fort Richardson	751	8,266,146	0	0	19	175,933	72,934	73,174	3,284.3	6,633	833	1,909
Fort Wainwright	R	Army Active	Fort Wainwright	635	9,439,692	56	337,680	9	167,602	3,398	656,233	3,912.8	6,544	905	2,104
Gerstle River Arctic Test Site		Army Active	Delta Junction	0	0	0	0	0	0	0	19,031	132.4	0	0	0
Seward Recreation Area		Army Active	Fort Richardson	22	54,975	0	0	0	0	1	13	15.4	0	0	0
Whittier Anchorage Pipeline		Army Active	Fort Richardson	2	4,639	0	0	0	0	0	445	209.6	0	0	0
Yukon Command TS		Army Active	Fairbanks	6	14,429	0	0	0	0	287,228	287,418	111.7	0	0	0

* Sites which have assets with a DoD legal interest, excludes State owned assets.

** US Locations that do not meet criteria of at least ten (10) Acres AND at least \$10M PRV. US Territories and Non-US Locations that do not meet criteria of at least ten (10) Acres OR at least \$10M PRV.

DEPARTMENT OF DEFENSE - Army
Base Structure Report - As of 30 Sept 2008

SITE *	BRAC 2005	COMPONENT	NAME NEAREST CITY	BUILDINGS						ACRES OWNED	TOTAL ACRES	PRV (\$M)	MIL	CIV	OTHER
				OWNED		LEASED		OTHER							
				COUNT	SQFT	COUNT	SQFT	COUNT	SQFT						
** OTHER SITE(S): 88				98	187,639	7	9,981	0	0	690	5,667	41.4	0	0	0
Alaska Total:				1,723	19,673,762	63	347,661	28	343,535	1,003,201	1,685,422	9,695.4	13,389	1,840	5,175
American Samoa															
Te O USARC		Army Reserve	Pago Pago	5	24,754	1	3,600	0	0	0	110	11.0	473	5	17
American Samoa Total:				5	24,754	1	3,600	0	0	0	110	11.0	473	5	17
Arizona															
Barnes Hall USARC		Army Reserve	Phoenix	5	63,256	0	0	0	0	12	12	15.5	464	28	3
Fort Huachuca	R	Army Active	Fort Huachuca	1,639	7,859,625	0	0	5	5,748	58,142	73,400	2,132.7	7,395	2,568	6,338
Herrea Hall USARC		Army Reserve	Mesa	4	91,663	0	0	0	0	13	13	22.5	784	18	3
NG Papago Military Reservation		Army Guard	Phoenix	62	539,673	0	0	0	0	418	418	125.7	1,733	359	306
Yuma Proving Ground		Army Active	Yuma	598	2,147,707	0	0	2	8,644	1,001,023	1,008,913	1,212.6	176	700	2,051
** OTHER SITE(S): 16				24	62,139	3	52,235	0	0	10,306	38,972	29.5	2,237	230	438
Arizona Total:				2,332	10,764,063	3	52,235	7	14,392	1,069,913	1,121,727	3,538.6	12,789	3,903	9,139
Arkansas															
90th RRC - ECS 15	C	Army Reserve	Fort Smith	5	109,401	4	82,278	0	0	39	39	34.1	0	50	0
Fort Chaffee MTC		Army Guard	Fort Smith	446	1,670,307	0	0	0	0	65,013	65,387	427.2	418	89	160
Maurice Britt USARC	R	Army Reserve	North Little Rock	12	226,384	0	0	0	0	43	43	45.4	1,371	246	37
Pine Bluff Arsenal	R	Army Active	White Hall	920	3,631,328	0	0	0	0	13,494	13,495	1,289.3	6	1,180	1,100
** OTHER SITE(S): 18				39	258,581	2	2,800	0	0	74	106	53.2	2,351	115	10
Arkansas Total:				1,422	5,896,000	6	85,078	0	0	78,663	79,069	1,849.2	4,146	1,680	1,307
California															
AFRC TS Los Alamitos		Army Guard	Los Alamitos	199	1,451,251	0	0	0	0	2,714	2,714	533.2	2,615	268	630
BT Collins USARC/OMS/AMSA (G)		Army Reserve	Sacramento	10	191,585	0	0	0	0	38	38	53.5	913	43	24
Concord (0696A)		Army Active	Concord	165	338,206	0	0	0	0	6,100	6,100	345.6	4	36	3
Defense Distribution Region West Sharpe Site		Army Active	French Camp	79	4,126,359	0	0	1	12,092	724	724	794.9	127	2	42
Defense Distribution Region West Tracy		Army Active	Tracy	57	5,407,121	1	4,850	0	0	908	908	922.4	4	16	1
El Monte USARC		Army Reserve	South El Monte	4	38,348	0	0	0	0	0	11	11.5	440	10	1
Fort Hunter Liggett	R	Army Reserve	Jolon	269	990,349	0	0	1	4,386	164,261	164,261	622.5	142	189	464
Fort Ord		Army Active	Seaside	0	0	0	0	0	0	14,159	14,159	126.1	0	0	0
Garden Grove USARC		Army Reserve	Stanton	4	39,771	0	0	0	0	14	14	10.3	162	4	0
Holderman Hall USARC		Army Reserve	Los Angeles	3	84,052	0	0	0	0	10	10	21.8	313	18	0
Hwd Of Oakland USARC/AMSA 85 G		Army Reserve	Oakland	0	0	9	84,183	0	0	0	16	23.4	280	25	5

* Sites which have assets with a DoD legal interest, excludes State owned assets.

** US Locations that do not meet criteria of at least ten (10) Acres AND at least \$10M PRV. US Territories and Non-US Locations that do not meet criteria of at least ten (10) Acres OR at least \$10M PRV.

DEPARTMENT OF DEFENSE - Army
Base Structure Report - As of 30 Sept 2008

SITE *	BRAC 2005	COMPONENT	NAME NEAREST CITY	BUILDINGS						ACRES OWNED	TOTAL ACRES	PRV (\$M)	MIL	CIV	OTHER
				OWNED		LEASED		OTHER							
				COUNT	SQFT	COUNT	SQFT	COUNT	SQFT						
March USARC		Army Reserve	Riverside	9	74,309	0	0	1	5,280	69	74	18.8	1,163	39	1
Mare Island USARC/OMS/Marine AMSA		Army Reserve	Vallejo	6	151,221	0	0	0	0	34	34	58.4	523	31	1
Moffett Community Hsg		Army Reserve	Mountain View	116	783,150	0	0	124	670,602	140	140	180.2	5	30	37
MTC-H Camp Roberts		Army Guard	San Miguel	730	2,890,805	0	0	0	0	42,814	42,814	903.5	338	198	266
NG Hammer Field		Army Guard	Fresno	4	96,727	0	0	0	0	15	15	23.0	398	71	9
NG Sacramento Mather		Army Guard	Mather AFB	7	86,428	0	0	0	0	30	30	22.8	156	52	29
NTC and Fort Irwin		Army Active	Fort Irwin	660	3,858,445	1	1	953	3,856,965	636,236	636,322	2,113.7	4,451	863	4,423
Ord Military Community		Army Active	Seaside	53	543,152	0	0	898	2,162,002	771	771	484.7	0	0	0
Parks Reserve Forces Training Area	R	Army Reserve	Dublin	108	1,029,943	0	0	122	280,290	2,468	2,468	318.1	1,236	80	503
Patton Hall USARC		Army Reserve	Bell	4	154,235	0	0	0	0	21	21	38.4	963	28	5
Presidio Of Monterey		Army Active	Monterey	140	1,818,231	2	55,809	76	193,285	392	392	563.7	4,065	1,730	2,326
Riverbank AAP	C	Army Active	Riverbank	121	754,975	0	0	0	0	172	172	283.7	0	4	242
Sacramento Army Depot		Army Active	Sacramento	5	9,470	0	0	0	0	48	48	14.8	0	0	0
SAT COM		Army Active	San Miguel	13	43,649	2	16,500	0	0	23	23	21.8	116	2	72
Sierra Army Depot	R	Army Active	Herlong Sierra Ord-D	1,022	5,181,179	0	0	0	0	36,096	36,096	1,623.0	1	918	585
Silas B. Hays		Army Active	Seaside	1	369,662	0	0	0	0	24	24	91.9	0	0	0
Tustin USARC		Army Reserve	Irvine	2	42,213	0	0	0	0	15	15	11.9	562	12	30
** OTHER SITE(S): 51				84	870,157	20	607,878	9	169,402	248	296	373.7	6,983	361	541
California Total:				3,875	31,424,993	35	769,221	2,185	7,354,304	908,545	908,709	10,611.4	25,960	5,030	10,240
Colorado															
Fort Carson	R	Army Active	Colorado Spgs	714	9,193,765	1	315	1,779	4,415,347	134,899	137,795	3,567.7	18,335	1,848	3,599
Joe P Martinez USARC/AMSA #100		Army Reserve	Denver	3	82,127	0	0	0	0	20	20	20.4	438	31	4
NG Buckley AFB		Army Guard	Aurora	10	276,969	0	0	0	0	16	16	85.6	1,089	161	14
NG Firestone		Army Guard	Longmont	4	81,510	0	0	0	0	11	11	17.0	89	37	0
Pinon Canyon		Army Active	Model	23	68,675	0	0	0	0	233,197	235,722	125.8	0	6	3
Pueblo Chemical Depot		Army Active	Pueblo	1,121	5,489,496	0	0	0	0	23,122	23,122	1,786.4	2	317	568
Rocky Mountain Arsenal		Army Active	Commerce City	26	355,724	0	0	0	0	3,751	3,918	211.5	0	6	345
William T. Fitzsimons USARC		Army Reserve	Aurora	4	135,173	0	0	0	0	21	21	33.8	716	17	0
** OTHER SITE(S): 17				7	82,886	8	104,232	0	0	255	440	39.3	1,554	42	4
Colorado Total:				1,912	15,766,325	9	104,547	1,779	4,415,347	395,292	401,065	5,887.6	22,223	2,465	4,537
Connecticut															
Berry-Rosenblatt AFRC		Army Reserve	West Hartford	2	163,763	0	0	0	0	12	12	39.7	609	16	0
BG John W Middleton USARC		Army Reserve	East Windsor	5	66,120	0	0	0	0	16	16	22.6	184	7	0
NG AASF Windsor Locks		Army Guard	Windsor Locks	14	153,270	0	0	0	0	32	32	77.9	217	45	1
Stratford Army Engine Plant		Army Active	Stratford	42	1,618,526	0	0	0	0	124	124	399.0	0	0	0

* Sites which have assets with a DoD legal interest, excludes State owned assets.

** US Locations that do not meet criteria of at least ten (10) Acres AND at least \$10M PRV. US Territories and Non-US Locations that do not meet criteria of at least ten (10) Acres OR at least \$10M PRV.

DEPARTMENT OF DEFENSE - Army
Base Structure Report - As of 30 Sept 2008

SITE *	BRAC 2005	COMPONENT	NAME NEAREST CITY	BUILDINGS				ACRES OWNED	TOTAL ACRES	PRV (\$M)	MIL	CIV	OTHER		
				OWNED		LEASED								OTHER	
				COUNT	SQFT	COUNT	SQFT							COUNT	SQFT
** OTHER SITE(S): 12				12	150,761	7	63,908	0	0	44	55	50.1	685	34	0
Connecticut Total:				75	2,152,440	7	63,908	0	0	229	239	589.2	1,695	102	1
Delaware															
NG New Castle TS Rifle Range				39	160,804	0	0	0	0	227	227	25.0	75	51	14
** OTHER SITE(S): 3				15	90,823	0	0	0	0	19	19	21.2	586	8	0
Delaware Total:				54	251,627	0	0	0	0	246	246	46.2	661	59	14
District of Columbia															
Fort Lesley J McNair				60	1,120,899	0	0	0	0	107	107	257.8	894	571	187
Walter Reed AMC Main Post				47	4,539,725	1	5,040	9	43,488	113	113	1,456.3	2,326	2,876	2,688
** OTHER SITE(S): 2				10	81,153	0	0	0	0	16	16	14.7	285	29	0
District of Columbia Total:				117	5,741,777	1	5,040	9	43,488	236	236	1,728.8	3,505	3,476	2,875
Florida															
Destin Moreno Point				21	58,872	0	0	0	0	14	14	13.0	0	0	0
LTC Luis E. Martinez USARC				2	82,720	0	0	0	0	28	28	16.0	774	8	2
NG Eglin AFB Fort Walton Beach				20	27,573	0	0	0	0	4,367	4,367	17.6	14	1	0
NG Pensacola (Ellyson Field)				0	0	0	0	0	0	11	11	12.1	221	6	0
Orlando ASF 49				3	28,813	0	0	0	0	34	34	18.6	0	0	0
Pinellas Park AFRC				5	236,677	0	0	0	0	58	58	54.8	985	73	27
Sp Forces Site Key West				10	75,906	0	0	0	0	24	24	18.8	0	0	0
Taft USARC				5	168,876	0	0	0	0	40	40	30.4	1,037	18	13
US Army Garrison-Miami				0	0	0	0	7	227,485	0	34	36.9	148	328	636
** OTHER SITE(S): 65				76	772,535	5	63,321	0	0	523	574	159.8	6,991	196	420
Florida Total:				142	1,451,972	5	63,321	7	227,485	5,065	5,185	378.0	10,170	630	1,098
Georgia															
Athens USARC				4	52,096	0	0	0	0	13	13	10.5	175	2	0
Camp Frank D. Merrill, Dahunega				48	137,610	0	0	0	0	289	289	29.7	221	5	32
Decatur USARC				1	85,680	0	0	0	0	11	11	15.4	1,015	33	1
Dobbins USARC/ASF				0	0	0	0	5	42,727	0	24	10.3	95	7	9
Fort Benning GA				1,206	14,282,333	0	0	2,094	6,538,640	178,226	178,271	4,366.7	29,208	2,490	7,641
Fort Gillem				148	5,765,749	0	0	5	9,275	1,531	1,531	816.0	2,179	563	1,541
Fort Gordon				603	7,855,289	0	0	458	1,427,772	55,597	55,597	2,102.1	13,982	2,178	5,326
Fort Gordon Recreation Area				27	52,404	0	0	0	0	909	909	15.5	0	0	0
Fort McPherson				218	2,203,704	0	0	3	4,697	487	488	417.0	2,125	1,864	2,334
Fort Stewart				1,279	8,152,777	0	0	949	4,803,458	279,154	279,157	3,646.8	16,731	1,716	3,276

* Sites which have assets with a DoD legal interest, excludes State owned assets.

** US Locations that do not meet criteria of at least ten (10) Acres AND at least \$10M PRV. US Territories and Non-US Locations that do not meet criteria of at least ten (10) Acres OR at least \$10M PRV.

DEPARTMENT OF DEFENSE - Army
Base Structure Report - As of 30 Sept 2008

SITE *	BRAC 2005	COMPONENT	NAME NEAREST CITY	BUILDINGS						ACRES OWNED	TOTAL ACRES	PRV (\$M)	MIL	CIV	OTHER
				OWNED		LEASED		OTHER							
				COUNT	SQFT	COUNT	SQFT	COUNT	SQFT						
Hunter Army Airfield		Army Active	Savannah	304	3,324,149	0	0	353	1,154,745	5,372	5,654	1,282.7	5,570	409	1,822
NG Dobbins ARB		Army Guard	Marietta	9	118,937	0	0	0	0	22	22	23.4	364	51	84
VT S Catoosa		Army Guard	Tunnel Hill	36	77,326	0	0	0	0	1,627	1,627	22.4	11	3	8
** OTHER SITE(S): 24				57	361,272	5	109,491	41	76,560	436	452	90.6	2,284	164	68
Georgia Total:				3,940	42,469,325	5	109,491	3,908	14,057,874	522,476	524,043	12,849.1	73,960	9,485	22,142
Guam															
Guam US Army Reserve Center		Army Reserve	Agana	6	59,936	0	0	0	0	0	20	36.4	335	4	0
NG Fort Juan Muna		Army Guard	Barrigada	37	92,470	0	0	0	0	15	15	0.0	18	0	20
NG Guam Barrigada Complex		Army Guard	Barrigada	4	111,244	0	0	0	0	51	51	0.0	1,077	0	10
** OTHER SITE(S): 1				0	0	0	0	0	0	0	0	0.0	0	0	0
Guam Total:				47	263,650	0	0	0	0	66	86	36.4	1,430	4	30
Hawaii															
Aliamanu Military Reservation		Army Active	Honolulu	103	280,061	0	0	669	2,824,789	592	599	680.1	0	0	65
Dillingham Mil Res		Army Active	Waiialua	5	4,176	0	0	0	0	664	664	43.5	0	0	40
Fort De Russy		Army Active	Honolulu	9	783,763	0	0	0	0	73	73	188.9	0	0	865
Fort Shafter		Army Active	Honolulu	134	1,620,196	0	0	223	861,601	589	590	819.0	4,263	1,117	1,338
Helemano Military Reservation		Army Active	Wahiawa	23	243,047	0	0	216	1,556,062	0	293	451.3	421	0	49
Kahuku Training Area		Army Active	Kahuku	13	22,227	0	0	0	0	8,330	9,480	22.3	0	0	0
Kilauea Mil Reserve		Army Active	Hawaii Natl Park	87	152,207	0	0	3	223	13	72	66.2	0	0	82
Kipapa Ammo Storage Site		Army Active	Pukalani	70	179,462	0	0	0	0	401	401	73.9	0	0	0
Makua Mil Reserve		Army Active	Waianae	4	4,873	0	0	0	0	3,406	4,195	19.8	0	0	0
Pohakuloa Training Area		Army Active	Hilo	172	293,849	0	0	5	567	108,851	131,886	271.5	13	65	91
Pupukea Paalaa Uka Mil Road		Army Active	Haleiwa	0	0	0	0	0	0	109	109	12.3	0	0	0
Schofield Barracks Military Reservation		Army Active	Wahiawa	492	6,818,663	0	0	1,358	5,699,823	15,600	18,676	4,129.9	12,689	1,448	2,607
Signal Cable Trunking System		Army Active	Wahiawa	42	8,971	0	0	0	0	201	201	97.7	0	0	0
Tripler AMC		Army Active	Honolulu	40	1,877,420	0	0	88	341,926	367	367	1,141.0	1,566	1,407	1,473
USA Field Station Kunia		Army Active	Kunia	9	272,040	0	0	0	0	89	95	133.9	437	9	141
Waianae-Kai Military Reservation		Army Active	Waianae	46	47,458	1	637	0	0	0	14	19.6	0	0	23
Waikakalaua Ammo Storage Tunnels		Army Active	Pukalani	49	104,236	0	0	0	0	312	312	41.3	0	0	0
Wheeler Army Airfield		Army Active	Wahiawa	165	1,284,106	0	0	338	1,063,955	1,370	1,370	1,009.6	2,541	121	729
** OTHER SITE(S): 10				59	750,258	0	0	1	17,504	242	28,276	48.9	1,909	87	238
Hawaii Total:				1,522	14,747,013	1	637	2,901	12,366,450	141,211	197,673	9,270.7	23,839	4,254	7,741
Idaho															
NG Edgeweade TS Mountain Home		Army Guard	Mountain Home	11	60,986	0	0	0	0	151	151	12.6	93	0	0

* Sites which have assets with a DoD legal interest, excludes State owned assets.

** US Locations that do not meet criteria of at least ten (10) Acres AND at least \$10M PRV. US Territories and Non-US Locations that do not meet criteria of at least ten (10) Acres OR at least \$10M PRV.

DEPARTMENT OF DEFENSE - Army
Base Structure Report - As of 30 Sept 2008

SITE *	BRAC 2005	COMPONENT	NAME NEAREST CITY	BUILDINGS						ACRES OWNED	TOTAL ACRES	PRV (\$M)	MIL	CIV	OTHER
				OWNED		LEASED		OTHER							
				COUNT	SQFT	COUNT	SQFT	COUNT	SQFT						
NG Gowen Field Boise		Army Guard	Boise	116	1,035,130	0	0	0	0	211	211	339.2	1,588	435	310
Orchard Range TS Boise		Army Guard	Boise	27	43,817	0	0	8	10,325	0	0	101.9	0	0	0
** OTHER SITE(S): 15				22	112,791	0	0	3	71,598	1,102	2,082	45.4	830	18	6
Idaho Total:				176	1,252,724	0	0	11	81,923	1,464	2,443	499.1	2,511	453	316
Illinois															
Charles Melvin Price Spt Ctr		Army Active	Alden	9	349,219	0	0	3	3,641	136	136	51.0	319	3	0
Col P. Schulstad USARC		Army Reserve	Arlington Hts	8	231,959	0	0	0	0	48	48	64.8	664	8	154
Future MCAR Project		Army Reserve	Granite City	19	140,118	0	0	0	0	42	42	34.1	0	0	0
Joliet AAP Elwood		Army Active	Wilmington	206	759,003	0	0	0	0	657	657	201.7	0	0	0
Joliet AAP Kankakee		Army Active	Wilmington	19	50,573	0	0	0	0	1,068	1,068	13.7	0	0	0
NG N Riverside (NG Maint Center)		Army Guard	Riverside	19	204,749	0	0	0	0	21	21	30.4	0	112	0
NG Peoria AASF #3		Army Guard	Peoria	18	135,503	0	0	0	0	46	46	40.8	320	54	2
North Shore Mem USARC		Army Reserve	Highland Park	4	47,096	0	0	0	0	14	14	13.7	246	7	0
Parkhurst USARC/OMS/DS		Army Reserve	Darien	2	87,595	0	0	0	0	13	13	24.2	516	65	0
Rock Island Arsenal	R	Army Active	Rock Island	180	6,591,606	47	84,852	0	0	870	870	1,621.6	370	4,991	2,276
Savanna Depot Act		Army Active	Savanna	723	2,878,124	0	0	0	0	8,257	8,257	907.0	0	0	0
Sheridan Reserve Complex		Army Reserve	Highland Park	37	462,195	0	0	0	0	90	90	114.6	1,601	66	58
USAR Joliet Outdr Training (Elwood)		Army Reserve	Elwood	16	38,189	0	0	0	0	3,585	3,585	16.3	0	0	0
** OTHER SITE(S): 30				67	712,527	2	110,000	0	0	128	137	184.7	3,149	75	16
Illinois Total:				1,327	12,688,456	49	194,852	3	3,641	14,976	14,985	3,318.7	7,185	5,381	2,506
Indiana															
(Lyle J. Thompson) USARC		Army Reserve	South Bend	3	57,885	0	0	0	0	0	12	12.6	121	25	0
Camp Atterbury		Army Guard	Avon	380	1,323,128	0	0	0	0	33,139	33,139	478.0	1,232	98	605
Evansville AFRC		Army Reserve	Evansville	2	49,521	0	0	0	0	5	10	11.2	222	17	0
Fort Ben Harrison USARC		Army Reserve	Indianapolis	18	233,287	0	0	0	0	138	138	51.6	390	22	12
Fort Benjamin Harrison		Army Active	Indianapolis	2	101,070	0	0	0	0	78	78	61.4	0	0	0
Indiana AAP		Army Active	Charlestown	920	3,035,177	0	0	0	0	5,310	5,310	954.6	0	0	0
Jefferson Proving Ground		Army Active	Madison	142	337,747	0	0	0	0	52,832	52,832	164.8	20	0	0
Newport Chem Depot	C	Army Active	Newport	226	911,398	0	0	0	0	7,927	9,335	384.0	2	31	757
** OTHER SITE(S): 28				30	465,923	13	141,209	1,913	7,289,160	1,000	1,031	2,196.6	3,849	791	6,471
Indiana Total:				1,723	6,515,135	13	141,209	1,913	7,289,160	100,428	101,884	4,314.9	5,836	984	7,845
Iowa															
Camp Dodge Johnston TS	R	Army Guard	Johnston	30	667,056	0	0	0	0	2,039	2,039	190.2	2,055	412	444
Des Moines Reserve Complex		Army Reserve	Des Moines	8	162,152	0	0	0	0	40	40	32.5	989	19	48
Iowa AAP	R	Army Active	Middletown	969	4,183,541	0	0	1	1,500	20,275	20,275	1,273.4	1	23	668

* Sites which have assets with a DoD legal interest, excludes State owned assets.

** US Locations that do not meet criteria of at least ten (10) Acres AND at least \$10M PRV. US Territories and Non-US Locations that do not meet criteria of at least ten (10) Acres OR at least \$10M PRV.

DEPARTMENT OF DEFENSE - Army
Base Structure Report - As of 30 Sept 2008

SITE *	BRAC 2005	COMPONENT	NAME NEAREST CITY	BUILDINGS						ACRES OWNED	TOTAL ACRES	PRV (\$M)	MIL	CIV	OTHER
				OWNED		LEASED		OTHER							
				COUNT	SQFT	COUNT	SQFT	COUNT	SQFT						
** OTHER SITE(S): 34				38	384,413	9	98,115	2	20,898	144	246	103.5	3,250	127	3
Iowa Total:				1,045	5,397,162	9	98,115	3	22,398	22,498	22,600	1,599.6	6,295	581	1,163
<u>Kansas</u>															
Atchison Caves		Army Reserve	Atchison	6	2,599,610	0	0	0	0	127	130	249.6	0	0	0
Fort Leavenworth	R	Army Active	Fort Leavenworth	280	4,768,371	0	0	618	4,309,444	5,637	5,637	1,730.2	4,036	1,788	2,437
Fort Riley	R	Army Active	Fort Riley	807	8,913,012	2	22,672	1,090	6,117,390	78,021	100,985	3,308.5	14,880	1,773	4,875
Kansas AAP	C	Army Active	Parsons	510	2,204,282	0	0	0	0	13,752	13,861	597.6	0	8	189
Leavenworth USARC		Army Reserve	Leavenworth	2	47,520	0	0	0	0	17	17	34.5	0	0	0
New Century USARC/ASF # 37		Army Reserve	Gardner	3	84,786	0	0	0	0	16	18	22.0	139	67	0
NG Coffeyville Armory (New)		Army Guard	Coffeyville	0	0	2	25,110	0	0	0	10	14.3	122	0	0
NG Topeka Forbes Field		Army Guard	Topeka	7	231,374	0	0	0	0	30	30	28.0	381	84	0
Salina Smoky Hill Maj Training Area		Army Guard	Salina	27	15,092	0	0	0	0	3,536	3,536	10.6	211	1	0
Topeka Future		Army Reserve	Topeka	2	47,527	0	0	0	0	12	12	79.6	249	6	0
Wichita USARC	R	Army Reserve	Wichita	3	155,043	0	0	0	0	17	18	29.1	984	171	0
** OTHER SITE(S): 33				36	294,178	9	86,121	0	0	9,295	25,323	76.9	2,582	61	39
Kansas Total:				1,683	19,360,795	13	133,903	1,708	10,426,834	110,460	149,578	6,180.9	23,584	3,959	7,540
<u>Kentucky</u>															
Blue Grass Army Depot	R	Army Active	Richmond	1,108	3,947,307	0	0	0	0	14,594	14,594	1,052.9	50	692	507
Brooks-Lawler USARC/AMSA #71		Army Reserve	Fort Thomas	7	64,755	0	0	0	0	15	15	13.7	447	15	0
Fort Campbell KY	R	Army Active	Fort Campbell	531	8,318,054	0	0	1,060	4,493,923	38,508	38,508	2,864.1	29,773	2,036	6,206
Fort Knox	R	Army Active	Fort Knox	971	10,657,832	0	0	1,251	5,172,398	109,207	109,207	3,648.9	15,273	3,150	5,119
Lexington AFRC		Army Reserve	Lexington	5	50,943	0	0	0	0	10	10	10.6	538	3	1
Louisville Kentucky	C	Army Reserve	Louisville	6	129,377	1	26,560	0	0	23	23	32.3	717	26	8
** OTHER SITE(S): 28				37	167,580	17	116,565	0	0	1,358	1,680	60.7	2,759	357	192
Kentucky Total:				2,665	23,335,848	18	143,125	2,311	9,666,321	163,715	164,037	7,683.2	49,557	6,279	12,033
<u>Louisiana</u>															
England Authority		Army Active	Alexandria	0	0	23	140,960	0	0	0	252	28.5	0	0	0
Fort Polk		Army Active	Fort Polk	1,115	7,943,077	2	1,350,448	1,179	7,064,314	100,110	198,721	3,260.7	8,872	1,447	4,076
** OTHER SITE(S): 23				45	308,987	0	0	1	11,800	39	2,270	88.6	3,193	108	2
Louisiana Total:				1,160	8,252,063	25	1,491,408	1,180	7,076,114	100,149	201,244	3,377.8	12,065	1,555	4,078
<u>Maine</u>															
NG Bangor TS		Army Guard	Bangor	16	253,622	0	0	0	0	179	204	66.7	306	69	0
** OTHER SITE(S): 9				33	173,913	0	0	0	0	172	207	44.1	736	67	0

* Sites which have assets with a DoD legal interest, excludes State owned assets.

** US Locations that do not meet criteria of at least ten (10) Acres AND at least \$10M PRV. US Territories and Non-US Locations that do not meet criteria of at least ten (10) Acres OR at least \$10M PRV.

DEPARTMENT OF DEFENSE - Army
Base Structure Report - As of 30 Sept 2008

SITE *	BRAC 2005	COMPONENT	NAME NEAREST CITY	BUILDINGS						ACRES OWNED	TOTAL ACRES	PRV (\$M)	MIL	CIV	OTHER
				OWNED		LEASED		OTHER							
				COUNT	SQFT	COUNT	SQFT	COUNT	SQFT						
Maine Total:				49	427,535	0	0	0	0	352	411	110.8	1,042	136	0
Maryland															
1Sgt Adam S Brandt USARC		Army Reserve	Curtis Bay	3	52,684	0	0	0	0	27	27	13.9	458	31	0
Aberdeen Proving Ground	R	Army Active	Aberdeen Prov Grnd	1,883	14,005,405	0	0	16	113,914	72,406	72,406	3,681.4	5,280	6,382	5,377
Blossom Point Research Facility		Army Active	Hyattsville	45	69,815	0	0	0	0	1,600	1,600	42.8	0	1	53
Curtis Bay - Baltimore		Army Reserve	Curtis Bay	3	27,915	0	0	0	0	27	27	70.5	0	0	0
Fort Detrick	R	Army Active	Frederick	197	2,113,206	0	0	311	663,941	1,153	1,153	1,197.5	1,184	1,477	5,522
Fort George G Meade	R	Army Active	Fort Meade	284	4,749,603	10	40,912	1,211	4,801,937	5,067	5,067	2,190.7	11,622	4,603	22,076
Jachman USARC		Army Reserve	Owings Mills	3	48,350	0	0	0	0	14	14	11.2	0	0	0
MG B L Hunton Mem USARC		Army Reserve	Gaithersburg	4	30,773	0	0	0	0	21	21	10.4	8	0	0
National Geospatial Intelligence Agency	C	Army Active	Bethesda	5	680,169	0	0	0	0	40	40	144.5	0	0	0
NG Patuxent River NAS Armory		Army Guard	Lexington Park	2	30,777	0	0	0	0	12	12	13.6	22	0	0
NG Pvt Henry Costin		Army Guard	Laurel	3	56,225	0	0	0	0	23	23	12.2	102	0	0
USA Adelphi Laboratory Ctr	R	Army Active	Hyattsville	30	1,131,049	0	0	0	0	207	207	304.6	31	762	421
Walter Reed AMC Forest Glen		Army Active	Silver Spring	34	1,338,568	0	0	0	0	132	132	427.4	290	282	1,054
Walter Reed AMC Glen Haven		Army Active	Silver Spring	2	12,996	0	0	23	442,086	21	21	51.5	2	7	5
** OTHER SITE(S): 23				33	291,512	6	75,891	0	0	108	115	92.1	1,786	34	0
Maryland Total:				2,531	24,639,047	16	116,803	1,561	6,021,878	80,858	80,866	8,264.4	20,785	13,579	34,508
Massachusetts															
94th RRC HQ USARC	R	Army Reserve	Ayer	1	81,206	0	0	0	0	14	14	19.5	413	8	0
Cpl G M Craig USARC/AMSA 163		Army Reserve	Brockton	2	66,423	0	0	0	0	14	14	17.0	223	20	0
Devens Reserve Forces Training Area		Army Reserve	Ayer	121	1,488,215	0	0	0	0	5,212	5,212	392.0	1,951	250	49
George Hampden Crossman USARC		Army Reserve	Taunton	2	68,517	0	0	0	0	10	10	16.8	172	2	0
MTA Camp Edwards		Army Guard	Buzzards Bay	179	802,546	0	0	0	0	14,712	14,712	305.9	323	48	79
NG MTA Camp Curtis Guil		Army Guard	Reading	2	65,627	0	0	0	0	0	0	14.4	476	16	0
NG Rehoboth-TS Nike 19 COE #25326		Army Guard	Rehoboth	10	52,722	0	0	0	0	15	15	10.8	98	0	0
Soldier Systems Center	R	Army Active	Natick	76	870,376	0	0	0	0	78	78	229.4	90	757	721
South Boston Support Activity		Army Reserve	Boston	2	583,529	0	0	0	0	11	11	130.5	327	36	937
SSC Hudson Housing		Army Active	Natick	14	50,153	0	0	0	0	134	134	11.8	0	0	0
Westover AFRC	C	Army Reserve	Chicopee	2	52,477	0	0	0	0	12	12	13.0	356	9	0
** OTHER SITE(S): 23				79	451,596	0	0	1	29,000	66	17,536	115.6	1,182	12	0
Massachusetts Total:				490	4,633,387	0	0	1	29,000	20,279	37,748	1,276.6	5,611	1,158	1,786

* Sites which have assets with a DoD legal interest, excludes State owned assets.

** US Locations that do not meet criteria of at least ten (10) Acres AND at least \$10M PRV. US Territories and Non-US Locations that do not meet criteria of at least ten (10) Acres OR at least \$10M PRV.

DEPARTMENT OF DEFENSE - Army
Base Structure Report - As of 30 Sept 2008

SITE *	BRAC 2005	COMPONENT	NAME NEAREST CITY	BUILDINGS						ACRES OWNED	TOTAL ACRES	PRV (\$M)	MIL	CIV	OTHER
				OWNED		LEASED		OTHER							
				COUNT	SQFT	COUNT	SQFT	COUNT	SQFT						
Michigan															
1Lt Robert L Poxon USARC		Army Reserve	Southfield	6	93,477	0	0	0	0	26	26	23.9	532	11	2
CTC Fort Custer Trng Center		Army Guard	Augusta	128	504,353	0	0	0	0	7,570	7,570	164.1	652	13	9
Detroit Arsenal	R	Army Active	Warren	36	1,609,413	4	11,825	2	21,001	170	178	460.6	63	3,476	2,006
Dr Mary E Walker Mem USARC		Army Reserve	Grand Rapids	2	72,040	0	0	0	0	14	14	19.2	281	7	1
NG Grayling Airfield		Army Guard	Grayling	44	140,223	0	0	0	0	822	822	96.9	0	0	0
Sebille Manor FH Michigan		Army Active	New Baltimore	223	636,533	0	0	0	0	103	103	105.3	0	0	0
** OTHER SITE(S): 22				34	559,229	3	104,260	15	177,479	103	157	211.1	3,115	80	266
Michigan Total:				473	3,615,268	7	116,085	17	198,480	8,808	8,869	1,081.1	4,643	3,587	2,284
Minnesota															
Arden Hills USARC		Army Reserve	St. Paul	3	143,090	0	0	0	0	54	54	28.7	735	38	5
Fort Snelling USARC/AMSA	R	Army Reserve	St. Paul	6	269,784	0	0	0	0	47	47	67.3	1,040	198	52
NG Arden Hills Army TS		Army Guard	St. Paul	57	137,591	0	0	0	0	1,496	1,496	33.8	0	36	0
Twin Cities AAP		Army Active	St. Paul	109	2,843,756	0	0	2	1,072	677	677	713.6	0	0	292
** OTHER SITE(S): 31				31	258,205	6	52,350	0	0	85	1,124	80.3	1,657	48	0
Minnesota Total:				206	3,652,426	6	52,350	2	1,072	2,360	3,399	923.6	3,432	320	349
Mississippi															
BG George A Morris USARC		Army Reserve	Vicksburg	2	75,625	0	0	0	0	13	13	14.2	282	16	1
CTA Camp McCain		Army Guard	Grenada	84	346,999	0	0	0	0	12,836	12,836	105.1	346	88	43
Jackson AFRC		Army Reserve	Jackson	3	65,269	0	0	0	0	13	51	12.9	363	9	0
Mississippi AAP	C	Army Active	Stennis Space Center	108	1,685,998	0	0	0	0	0	4,214	354.7	0	3	35
MTA Camp Shelby		Army Guard	Hattiesburg	40	330,843	0	0	0	0	124,500	125,382	45.7	1,397	234	887
** OTHER SITE(S): 87				37	617,573	4	62,008	0	0	112	667	104.7	7,836	461	53
Mississippi Total:				274	3,122,307	4	62,008	0	0	137,474	143,162	637.3	10,224	811	1,019
Missouri															
Belton USARC/AMSA #57		Army Reserve	Belton	2	9,865	0	0	1	48,296	195	195	11.5	570	15	0
Fort Leonard Wood	R	Army Active	Fort Leonard Wood	1,224	10,278,514	0	0	1,032	3,223,444	53,239	62,911	2,994.6	24,904	2,539	3,994
Lake City AAP		Army Active	Independence	421	2,982,623	0	0	8	2,299	3,950	3,950	902.4	1	22	2,630
Lake Of the Ozarks Recreation		Army Active	Osage Beach	18	17,439	0	0	0	0	0	359	20.7	0	0	0
MTA Camp Crowder Neosho		Army Guard	Neosho	66	219,802	0	0	0	0	4,362	4,362	82.9	22	18	25
NG MTA Camp Clark Nevada		Army Guard	Nevada	184	241,346	0	0	0	0	615	615	76.7	40	17	14
NG Whiteman AFB Knob Noster		Army Guard	Whiteman AFB	5	80,544	0	0	0	0	44	44	19.6	332	95	0
Springfield AFRC/AMSA #54		Army Reserve	Springfield	4	81,899	0	0	0	0	18	18	17.7	316	8	0
St Charles USARC		Army Reserve	St. Charles	19	132,927	0	0	0	0	3,311	3,311	35.4	0	0	0
St Louis #3/Sverdrup USARC		Army Reserve	St. Louis	3	107,973	0	0	0	0	21	21	23.0	498	47	0

* Sites which have assets with a DoD legal interest, excludes State owned assets.

** US Locations that do not meet criteria of at least ten (10) Acres AND at least \$10M PRV. US Territories and Non-US Locations that do not meet criteria of at least ten (10) Acres OR at least \$10M PRV.

DEPARTMENT OF DEFENSE - Army
Base Structure Report - As of 30 Sept 2008

SITE *	BRAC 2005	COMPONENT	NAME NEAREST CITY	BUILDINGS						ACRES OWNED	TOTAL ACRES	PRV (\$M)	MIL	CIV	OTHER
				OWNED		LEASED		OTHER							
				COUNT	SQFT	COUNT	SQFT	COUNT	SQFT						
St Louis #4/Ord Plant		Army Reserve	St. Louis	4	19,357	0	0	0	0	17	17	15.9	0	0	0
** OTHER SITE(S): 32				19	200,396	21	387,545	4	52,993	46	143	102.7	3,148	109	46
Missouri Total:				1,969	14,372,685	21	387,545	1,045	3,327,032	65,819	75,947	4,303.3	29,831	2,870	6,709
Montana															
MTA Fort Wm Henry Harrison		Army Guard	Helena	108	716,632	0	0	0	0	4,371	6,387	236.3	801	197	155
NG Fort Missoula - FMS 02		Army Guard	Missoula	12	76,989	0	0	0	0	14	14	13.6	14	3	2
NG MTA Limestone Hills		Army Guard	Townsend	4	9,768	0	0	0	0	0	19,997	32.1	0	0	0
Sgt Ernest Veuve Hall/AMSA #75	C	Army Reserve	Missoula	5	65,353	0	0	0	0	16	16	16.1	262	6	4
** OTHER SITE(S): 16				15	128,586	7	64,003	0	0	49	9,431	48.4	538	5	63
Montana Total:				144	997,328	7	64,003	0	0	4,450	35,845	346.4	1,615	211	224
Nebraska															
Camp Ashland		Army Guard	Ashland	50	200,068	0	0	0	0	981	981	46.1	287	7	18
Cornhusker AAP		Army Active	Grand Island	31	124,980	1	2,839	0	0	2,195	2,195	109.8	0	0	0
Greenlief TS/UTES 01		Army Guard	Hastings	132	295,049	0	0	0	0	3,239	3,239	72.2	49	15	4
Lincoln USARC #2		Army Reserve	Lincoln	3	55,732	0	0	0	0	10	10	11.3	0	0	0
NG Lincoln AASF/Readiness Center		Army Guard	Lincoln	14	236,242	0	0	0	0	65	65	48.0	754	37	68
NG Mead TS/FMS 06/UTES 02		Army Guard	Mead	8	88,427	0	0	0	0	1,197	1,197	21.2	12	21	0
** OTHER SITE(S): 19				20	222,545	17	181,292	0	0	981	1,107	64.9	1,607	98	1
Nebraska Total:				258	1,223,043	18	184,131	0	0	8,668	8,794	373.5	2,709	178	91
Nevada															
Hawthorne Army Depot		Army Active	Hawthorne	2,515	9,708,458	0	0	0	0	147,236	147,236	4,060.6	1	30	448
Nellis AFB		Army Reserve	Las Vegas	3	82,549	0	0	0	0	0	22	50.1	266	4	0
** OTHER SITE(S): 6				12	69,185	1	3,234	0	0	394	1,045	19.5	583	63	8
Nevada Total:				2,530	9,860,192	1	3,234	0	0	147,630	148,303	4,130.1	850	97	456
New Hampshire															
AFRC Londonderry		Army Reserve	Londonderry	3	135,079	0	0	0	0	49	49	34.1	800	41	3
Somersworth USARC		Army Reserve	Somersworth	3	56,045	0	0	0	0	15	15	14.9	60	1	0
** OTHER SITE(S): 6				10	71,833	1	10,317	1	4,700	12	46	20.9	793	186	44
New Hampshire Total:				16	262,957	1	10,317	1	4,700	76	110	69.9	1,653	228	47
New Jersey															
Caven Point USARC		Army Reserve	Jersey City	6	56,677	0	0	0	0	27	27	22.1	321	2	0
Fort Dix	R	Army Reserve	Fort Dix	607	5,066,173	0	0	364	805,589	30,636	30,636	2,616.2	3,961	1,068	2,300

* Sites which have assets with a DoD legal interest, excludes State owned assets.

** US Locations that do not meet criteria of at least ten (10) Acres AND at least \$10M PRV. US Territories and Non-US Locations that do not meet criteria of at least ten (10) Acres OR at least \$10M PRV.

DEPARTMENT OF DEFENSE - Army
Base Structure Report - As of 30 Sept 2008

SITE *	BRAC 2005	COMPONENT	NAME NEAREST CITY	BUILDINGS						ACRES OWNED	TOTAL ACRES	PRV (\$M)	MIL	CIV	OTHER
				OWNED		LEASED		OTHER							
				COUNT	SQFT	COUNT	SQFT	COUNT	SQFT						
Fort Monmouth Evans	C	Army Active	Belmar	61	260,016	0	0	0	0	70	70	54.4	0	0	0
Fort Monmouth Main Post	C	Army Active	Red Bank	429	5,057,219	0	0	1	5,100	1,126	1,126	1,163.8	418	4,417	4,486
Pedricktown Support Facility		Army Reserve	Pedricktown	18	101,293	0	0	0	0	39	39	23.1	0	0	0
Picatinny Arsenal	R	Army Active	Dover	693	3,576,583	0	0	64	206,264	6,493	6,493	1,323.0	362	2,655	1,532
Sgt J.W. Joyce Kilmer USARC	C	Army Reserve	Edison	3	97,395	0	0	0	0	24	24	24.2	270	48	0
** OTHER SITE(S): 8				16	346,586	0	0	0	0	66	66	101.4	1,154	16	0
New Jersey Total:				1,833	14,561,942	0	0	429	1,016,953	38,481	38,481	5,328.1	6,486	8,206	8,318
<u>New Mexico</u>															
Fort Bliss AAA Ranges		Army Active	Orogrande	405	1,180,280	0	0	11	3,981	977,394	995,404	883.7	42	42	12
Fort Wingate Depot Activity		Army Active	Fort Wingate	827	1,922,016	0	0	0	0	16,691	16,691	653.2	0	0	16
Jenkins AFRC	C	Army Reserve	Albuquerque	9	108,772	0	0	0	0	0	12	25.3	350	16	0
White Sands Missile Range	R	Army Active	Las Cruces	1,068	4,551,903	0	0	505	811,570	2,293,431	2,293,431	2,532.7	467	1,964	2,787
** OTHER SITE(S): 19				26	85,655	9	49,376	0	0	11,906	19,524	37.8	677	10	311
New Mexico Total:				2,335	7,848,626	9	49,376	516	815,551	3,299,421	3,325,062	4,132.7	1,536	2,032	3,126
<u>New York</u>															
Amityville AFRC	C	Army Reserve	Amityville	7	63,708	0	0	0	0	15	15	20.6	563	2	1
CW2 Kerry P. Hein USARC		Army Reserve	Shoreham	6	46,261	0	0	0	0	23	23	18.6	452	3	0
Ernie Pyle USARC/AMSA #12	R	Army Reserve	New York City	10	296,552	0	0	0	0	36	36	63.5	1,437	201	24
Floyd Wet Site		Army Reserve	Franklin Springs	5	10,666	0	0	0	0	51	51	20.7	0	0	0
Fort Drum - Fort Drum	R	Army Active	Fort Drum	1,208	9,174,112	650	3,327,872	899	4,589,322	107,492	107,875	3,720.6	17,761	1,617	2,990
Fort Hamilton	R	Army Active	New York City	45	763,102	0	0	17	426,025	211	211	245.3	716	234	487
MAJ D W Hollender USARC		Army Reserve	Webster	3	65,495	0	0	0	0	12	12	15.4	360	6	0
NG Hancock Field RC OMS 5		Army Guard	Syracuse	4	82,571	0	0	0	0	30	30	17.9	364	1	4
NG Rochester CSMS C		Army Guard	Rochester	7	75,405	0	0	0	0	10	10	12.7	0	0	0
NG Youngstown TS		Army Guard	Ransomville	44	66,288	0	0	0	0	860	860	26.2	0	0	0
Niagara Falls AFRC	C	Army Reserve	Niagara Falls	13	179,623	0	0	0	0	22	22	32.1	397	27	0
Orangeburg USARC		Army Reserve	Orangeburg	7	46,334	0	0	0	0	306	306	19.8	325	2	1
Seneca Army Depot Activity		Army Active	Romulus	15	49,635	0	0	0	0	1,381	1,381	49.5	0	0	0
Sgt Horace D Bradt USARC		Army Reserve	Schenectady	5	54,334	0	0	0	0	12	12	13.3	460	12	0
Staten Island USARC		Army Reserve	New York City	5	122,732	0	0	0	0	14	14	26.1	547	23	1
Stewart Annex		Army Active	Holtsville	4	68,493	0	0	0	0	10	10	28.8	11	1	2
Stewart Newburgh USARC	C	Army Reserve	New Windsor	9	96,705	0	0	0	0	40	40	33.0	0	1	0
Watervliet Arsenal	R	Army Active	Troy	65	2,110,956	0	0	0	0	143	143	485.2	202	779	340
West Point Mil Reservation	R	Army Active	West Point	964	9,878,463	1	19,054	2	37,600	16,068	16,068	2,384.8	6,186	2,147	2,108
** OTHER SITE(S): 150				82	962,893	186	307,308	0	0	297	343	227.0	3,445	186	1
New York Total:				2,508	24,214,328	837	3,654,234	918	5,052,947	127,033	127,463	7,461.3	33,226	5,242	5,959

* Sites which have assets with a DoD legal interest, excludes State owned assets.

** US Locations that do not meet criteria of at least ten (10) Acres AND at least \$10M PRV. US Territories and Non-US Locations that do not meet criteria of at least ten (10) Acres OR at least \$10M PRV.

DEPARTMENT OF DEFENSE - Army
Base Structure Report - As of 30 Sept 2008

SITE *	BRAC 2005	COMPONENT	NAME NEAREST CITY	BUILDINGS						ACRES OWNED	TOTAL ACRES	PRV (\$M)	MIL	CIV	OTHER
				OWNED		LEASED		OTHER							
				COUNT	SQFT	COUNT	SQFT	COUNT	SQFT						
North Carolina															
Camp Dawson		Army Active	Hobucken	8	103,206	0	0	0	0	504	512	22.2	0	0	0
Camp Mackall		Army Active	Pinebluff	75	217,246	0	0	0	0	7,917	63,197	92.1	0	0	0
Charlotte USARC		Army Reserve	Charlotte	8	87,251	0	0	0	0	14	14	15.7	465	38	5
Fort Bragg	R	Army Active	Fort Bragg	1,898	24,090,344	251	406,104	3,299	8,710,337	152,915	152,986	6,925.9	50,178	5,323	10,924
Greenville USARC		Army Reserve	Greenville	4	94,474	0	0	0	0	15	15	17.5	0	0	0
Military Ocean Tml Sunny Point		Army Active	Southport	85	254,475	0	0	0	0	16,318	16,318	513.7	45	287	229
** OTHER SITE(S): 54				80	541,213	8	147,254	0	0	244	1,254,938	120.2	2,320	158	16
North Carolina Total:				2,158	25,388,209	259	553,358	3,299	8,710,337	177,926	1,487,979	7,707.3	53,008	5,806	11,174
North Dakota															
Lewis and Clark USARC		Army Reserve	Bismarck	7	47,471	0	0	0	0	10	10	10.2	122	18	0
Mickelsen Stanley R SFG MSR		Army Reserve	Nekoma	12	276,862	0	0	0	0	631	631	323.4	0	0	0
Mickelsen Stanley R SFG RSL 1		Army Reserve	Hampden	1	13,008	0	0	0	0	315	315	41.6	0	0	0
Mickelsen Stanley R SFG RSL 2		Army Reserve	Langdon	1	12,865	0	0	0	0	312	312	41.5	0	0	0
Mickelsen Stanley R SFG RSL 3		Army Reserve	Mountain	1	12,832	0	0	0	0	333	333	46.9	0	0	0
Mickelsen Stanley R SFG RSL 4		Army Reserve	Fairdale	1	13,150	0	0	0	0	318	318	42.8	0	0	0
NG Grand Forks Armory		Army Guard	Grand Forks	1	82,365	0	0	0	0	0	11	20.4	316	0	5
NG Minot AFRC		Army Guard	Minot	1	121,697	0	0	0	0	20	20	28.1	173	0	4
** OTHER SITE(S): 32				4	43,216	24	317,377	0	0	0	2,329	76.3	2,828	278	65
North Dakota Total:				29	623,466	24	317,377	0	0	1,939	4,279	631.0	3,439	296	74
Northern Mariana Islands															
** OTHER SITE(S): 1				7	7,931	0	0	0	0	0	5	3.5	109	2	6
Northern Mariana Islands Total:				7	7,931	0	0	0	0	0	5	3.5	109	2	6
Ohio															
(Cooney USARC/AMSA #165 S-S)		Army Reserve	Milan	3	19,700	0	0	0	0	10	10	13.7	119	1	0
83rd Div Memorial USARC/AMSA		Army Reserve	Columbus	3	156,017	0	0	0	0	19	19	29.9	955	45	12
Defense Supply Center Columbus		Army Active	Columbus	44	4,547,986	0	0	0	0	532	536	772.8	12	0	36
Fort Hayes Memorial USARC	C	Army Reserve	Columbus	3	49,281	0	0	0	0	11	11	14.1	336	6	0
Kings Mills Memorial USARC		Army Reserve	Maineville	7	97,696	0	0	0	0	19	19	16.7	106	16	1
Land For Future USARC/AMSA		Army Reserve	North Canton	3	66,263	0	0	0	0	10	10	15.6	338	17	0
NG Camp Sherman TS		Army Guard	Chillicothe	6	48,975	0	0	0	0	463	463	12.7	162	1	1
NG McConnelsville TS		Army Guard	McConnelsville	10	176,917	0	0	0	0	444	444	39.0	386	11	4
NG Rickenbacker (MTA)	R	Army Guard	Columbus	18	304,214	0	0	0	0	126	126	82.1	930	19	67
Ravenna AAP		Army Active	Ravenna	28	184,374	0	0	0	0	1,280	1,280	53.3	0	0	31
Ravenna Training and Log Site		Army Guard	Newton Falls	845	3,120,828	0	0	0	0	20,140	20,140	752.6	289	16	6

* Sites which have assets with a DoD legal interest, excludes State owned assets.

** US Locations that do not meet criteria of at least ten (10) Acres AND at least \$10M PRV. US Territories and Non-US Locations that do not meet criteria of at least ten (10) Acres OR at least \$10M PRV.

DEPARTMENT OF DEFENSE - Army
Base Structure Report - As of 30 Sept 2008

SITE *	BRAC 2005	COMPONENT	NAME NEAREST CITY	BUILDINGS						ACRES OWNED	TOTAL ACRES	PRV (\$M)	MIL	CIV	OTHER
				OWNED		LEASED		OTHER							
				COUNT	SQFT	COUNT	SQFT	COUNT	SQFT						
Rickenbacker USARC		Army Reserve	Columbus	1	114,072	0	0	0	0	24	28	14.4	241	4	0
Taylor Station Road USARC		Army Reserve	Blacklick	3	79,980	0	0	0	0	10	10	14.5	506	9	3
Toledo Area USAR		Army Reserve	Monclova	2	71,671	0	0	0	0	0	52	15.6	199	25	0
Twinsburg USARC/AMSA #123		Army Reserve	Twinsburg	2	113,167	0	0	0	0	24	24	25.7	648	33	0
US Army Joint Sys Mfg Ctr Lima	R	Army Active	Lima	37	1,619,862	0	0	0	0	369	374	300.9	4	3	841
** OTHER SITE(S): 39				69	534,137	6	131,486	0	0	330	794	147.2	1,761	83	9
Ohio Total:				1,084	11,305,140	6	131,486	0	0	23,811	24,340	2,320.6	6,992	289	1,011
Oklahoma															
Camp Gruber		Army Guard	Braggs	148	426,693	0	0	0	0	33,027	33,027	147.9	80	20	28
Fort Sill	R	Army Active	Fort Sill	1,973	14,296,772	0	0	42	177,135	93,829	93,831	3,327.8	17,324	1,934	5,359
McAlester AAP	R	Army Active	Mcalester	2,185	9,692,339	0	0	0	0	44,962	44,964	2,482.6	15	1,499	952
NG Regional Trng Inst		Army Guard	Oklahoma City	8	227,799	0	0	0	0	33	33	39.9	359	3	7
Twaddle AFRC	C	Army Reserve	Oklahoma City	9	151,031	0	0	0	0	26	26	30.5	751	29	3
** OTHER SITE(S): 31				57	428,806	9	53,141	3	39,959	99	161	96.3	1,901	56	1
Oklahoma Total:				4,380	25,223,439	9	53,141	45	217,094	171,976	172,042	6,125.1	20,430	3,541	6,350
Oregon															
NG Bend Cotef		Army Guard	Bend	5	83,492	0	0	0	0	160	160	17.7	0	0	51
Umatilla Chem Depot	C	Army Active	Hermiston	1,212	3,594,294	0	0	0	0	19,729	19,729	1,202.3	8	481	830
** OTHER SITE(S): 18				31	130,530	1	6	0	0	7,400	7,511	34.3	2,162	105	90
Oregon Total:				1,248	3,808,316	1	6	0	0	27,289	27,400	1,254.3	2,170	586	971
Pennsylvania															
Bristol Veterans Mem USARC		Army Reserve	Bristol	3	41,749	0	0	0	0	17	38	11.0	190	1	0
Carlisle Barracks		Army Active	Carlisle	97	1,054,763	0	0	165	574,755	633	634	410.7	698	635	797
Chap L J Sabalis Mem USARC		Army Reserve	Wilkes Barre	3	50,993	0	0	0	0	20	20	11.6	341	15	0
Charles E Kelly Spt Facility	C	Army Reserve	Oakdale	46	244,827	0	0	0	0	127	127	56.9	244	45	77
Defense Distribution Depot Susq	R	Army Active	New Cumberland	125	6,587,492	0	0	0	0	849	864	1,095.0	1,181	297	156
ECS / AMSA #103 (G)		Army Reserve	Conneaut Lake	2	56,181	0	0	0	0	11	11	15.2	0	45	0
Edgemont USARC / AMSA #31 (G)		Army Reserve	Edgemont	5	62,376	0	0	0	0	48	49	23.5	588	20	0
Finleyville NIKE-PI-43		Army Reserve	Finleyville	13	44,752	0	0	0	0	38	127	11.8	0	0	0
Fort Indiantown Gap		Army Guard	Annville	681	3,477,177	0	0	0	0	17,222	17,222	861.5	3,163	861	721
Greencastle USARC / AMSA #113		Army Reserve	Greencastle	5	39,360	0	0	0	0	27	31	11.1	0	12	0
Johnstown Aviation Support Fac		Army Reserve	Johnstown	9	223,997	0	0	0	0	0	126	85.8	314	2	0
Letterkenny Army Depot	R	Army Active	Chambersburg	1,321	4,886,019	11	400,717	1	3,740	18,660	18,668	1,640.2	4	1,554	1,750
Neville Island Mnt Sup Fac		Army Reserve	Pittsburgh	17	54,014	0	0	0	0	15	15	11.2	0	0	0
NG Fort Mifflin		Army Guard	Philadelphia	9	60,361	0	0	0	0	27	27	11.0	0	6	3

* Sites which have assets with a DoD legal interest, excludes State owned assets.

** US Locations that do not meet criteria of at least ten (10) Acres AND at least \$10M PRV. US Territories and Non-US Locations that do not meet criteria of at least ten (10) Acres OR at least \$10M PRV.

DEPARTMENT OF DEFENSE - Army
Base Structure Report - As of 30 Sept 2008

SITE *	BRAC 2005	COMPONENT	NAME NEAREST CITY	BUILDINGS						ACRES OWNED	TOTAL ACRES	PRV (\$M)	MIL	CIV	OTHER
				OWNED		LEASED		OTHER							
				COUNT	SQFT	COUNT	SQFT	COUNT	SQFT						
North Penn USARC	C	Army Reserve	Norristown	7	54,817	0	0	0	0	20	20	13.9	179	6	0
Scranton AAP		Army Active	Scranton	7	386,157	0	0	0	0	15	15	102.0	0	8	374
T/Sgt Vernon McGarity USARC	R	Army Reserve	Coraopolis	3	151,981	0	0	0	0	3	38	40.5	682	258	0
Tobyhanna Army Depot	R	Army Active	Tobyhanna	133	4,536,169	0	0	0	0	1,291	1,296	782.3	165	3,991	1,699
** OTHER SITE(S): 81				144	1,344,358	20	495,704	0	0	1,039	18,942	371.6	7,475	211	4
Pennsylvania Total:				2,630	23,357,543	31	896,421	166	578,495	40,062	58,269	5,566.4	15,224	7,967	5,581
<u>Puerto Rico</u>															
1Lt P.Lavergne/Bayamon	C	Army Reserve	Bayamon, Bayamon	4	35,470	0	0	0	0	7	7	12.2	0	0	0
AMSA #161 (G)		Army Reserve	Fort Buchanan, Catano	2	45,614	0	0	0	0	7	7	13.9	0	40	15
Cpt E.Rubio Jr./Puerto Nuevo	R	Army Reserve	Puerto Nuevo	6	83,633	0	0	0	0	63	63	31.0	730	9	0
Fort Buchanan	R	Army Reserve	Fort Buchanan, Catano	339	1,885,239	0	0	5	23,026	746	746	743.2	2,143	582	1,328
LTC H.G. Pesquera/Fort Allen		Army Reserve	Fort Buchanan, Catano	5	109,871	0	0	0	0	40	40	33.6	474	60	4
MTA Camp Santiago Rq 577		Army Guard	Salinas, Salinas	358	829,987	0	0	0	0	11,930	11,930	0.8	464	1	92
NG Army Aviation Support Facility		Army Guard	San German	0	0	0	0	0	0	14	14	0.0	0	0	0
NG Fort Allen		Army Guard	Juana Diaz	101	366,477	0	0	0	0	776	776	0.1	1,252	7	0
Ramey USARC/Aquadilla	R	Army Reserve	Aguadilla	5	67,490	0	0	0	0	59	59	19.6	750	12	0
Roosevelt Rds Nav Sta USARC		Army Reserve	Roosevelt Ros Naval Sta	4	47,718	0	0	0	0	0	3	15.0	612	8	0
** OTHER SITE(S): 7				25	126,881	0	0	0	0	24	24	42.0	683	7	0
Puerto Rico Total:				849	3,598,380	0	0	5	23,026	13,667	13,670	911.5	7,108	726	1,439
<u>Rhode Island</u>															
Davisville Family Housing		Army Reserve	North Kingstown	21	106,278	0	0	0	0	14	14	12.6	0	0	0
NG Camp Fogarty TS		Army Guard	East Greenwich	28	118,762	0	0	0	0	374	374	41.2	551	5	21
** OTHER SITE(S): 12				30	247,479	1	1,400	0	0	147	156	59.4	1,380	47	94
Rhode Island Total:				79	472,519	1	1,400	0	0	535	544	113.2	1,931	52	115
<u>South Carolina</u>															
1Lt Thomas Kukowski USARC		Army Reserve	Greenville	3	31,402	2	20,158	0	0	3	18	10.2	545	21	1
Fort Jackson	R	Army Active	Columbia	1,196	10,879,031	0	0	26	75,983	52,287	52,294	2,844.9	28,711	1,805	3,740
N Charleston USARC/AMSA #121		Army Reserve	Charleston	3	77,379	0	0	0	0	16	16	14.5	0	0	0
NG Anderson Lease Facility		Army Guard	Anderson	0	0	2	75,000	0	0	0	12	12.2	176	8	0
NG Beaufort Readiness Center		Army Guard	Beaufort	4	34,994	0	0	0	0	17	17	15.0	170	0	0
NG McEntire ANGS		Army Guard	Eastover	3	70,649	0	0	0	0	208	208	20.7	734	134	82
NG MTA Clarks Hill Reservation		Army Guard	Plum Branch	33	39,016	0	0	0	0	871	871	11.4	0	0	4
** OTHER SITE(S): 18				32	189,386	2	18,660	0	0	47	109	44.0	1,740	60	8

* Sites which have assets with a DoD legal interest, excludes State owned assets.

** US Locations that do not meet criteria of at least ten (10) Acres AND at least \$10M PRV. US Territories and Non-US Locations that do not meet criteria of at least ten (10) Acres OR at least \$10M PRV.

DEPARTMENT OF DEFENSE - Army
Base Structure Report - As of 30 Sept 2008

SITE *	BRAC 2005	COMPONENT	NAME NEAREST CITY	BUILDINGS						ACRES OWNED	TOTAL ACRES	PRV (\$M)	MIL	CIV	OTHER
				OWNED		LEASED		OTHER							
				COUNT	SQFT	COUNT	SQFT	COUNT	SQFT						
South Carolina Total:				1,274	11,321,857	6	113,818	26	75,983	53,449	53,545	2,973.0	32,076	2,028	3,835
South Dakota															
NG Sioux Falls - Armory Foss Fld		Army Guard	Sioux Falls	3	127,694	0	0	0	0	10	10	29.1	249	0	20
Sioux Falls AFRC		Army Reserve	Sioux Falls	3	49,130	0	0	0	0	11	11	10.9	0	0	0
** OTHER SITE(S): 48				10	79,923	2	60,520	0	0	244	6,046	23.1	1,670	136	19
South Dakota Total:				16	256,747	2	60,520	0	0	265	6,067	63.1	1,919	136	39
Tennessee															
Fort Campbell TN		Army Active	Fort Campbell	642	5,947,110	0	0	855	2,375,825	68,257	68,257	2,008.7	0	14	0
Hewgley USARC		Army Reserve	Knoxville	2	52,500	0	0	0	0	10	10	10.1	409	25	0
Holston AAP	R	Army Active	Kingsport	440	2,458,604	0	0	2	18,300	6,148	6,173	702.1	121	19	705
Lyell AFRC/AMSA #153(G)		Army Reserve	Nashville	8	103,472	0	0	0	0	14	14	19.3	883	30	2
Milan AAP	R	Army Active	Milan	1,402	3,646,795	0	0	0	0	22,357	22,357	1,190.9	1	20	677
NG VTS Smyrna		Army Guard	Smyrna	46	453,451	0	0	0	0	830	830	106.9	1,047	171	76
NSA Millington USARC		Army Reserve	Millington	0	0	0	0	8	129,182	0	20	22.9	1,023	15	3
Volunteer AAP		Army Active	Chattanooga	3	55,191	0	0	0	0	249	249	38.2	0	0	0
VTS Milan		Army Guard	Milan	70	226,768	0	0	0	0	2,568	2,568	49.3	74	15	5
VTS Tullahoma		Army Guard	Tullahoma	6	7,003	0	0	29	52,208	6,131	6,131	30.6	15	2	6
** OTHER SITE(S): 38				93	4,159,160	8	22,070	0	0	386	1,005	483.3	1,990	95	10
Tennessee Total:				2,712	17,110,054	8	22,070	894	2,575,515	106,950	107,614	4,662.1	5,563	406	1,484
Texas															
Austin Memorial AFRC		Army Reserve	Austin	3	72,525	0	0	0	0	11	13	14.5	443	21	0
Camp Bullis		Army Active	San Antonio	255	397,057	0	0	9	105,426	27,993	27,993	136.4	197	33	68
Camp Stanley Storage Actv		Army Active	Boerne	185	679,549	0	0	0	0	4,000	4,000	153.2	0	0	0
Camp Swift		Army Guard	Bastrop	78	205,388	0	0	0	0	17,297	17,968	52.3	161	6	5
Conroe USARC/ASF 62		Army Reserve	Conroe	8	111,687	0	0	0	0	0	44	40.9	614	75	0
Corpus Christi #2 AFRC		Army Reserve	Corpus Christi	2	47,500	0	0	2	24,135	0	142	13.2	68	17	0
Fort Bliss	R	Army Active	El Paso	857	12,062,732	300	556,313	2,066	4,319,327	195,922	196,057	3,852.8	19,322	2,304	6,986
Fort Hood	R	Army Active	Killeen	2,033	20,426,563	314	1,041,391	3,115	10,721,116	209,286	214,751	6,540.7	52,301	3,533	13,578
Fort Sam Houston	R	Army Active	San Antonio	375	9,544,185	3	244,703	1,041	2,764,836	3,184	3,199	1,973.5	14,924	4,811	5,350
Fort Wolters		Army Guard	Mineral Wells	56	106,019	0	0	0	0	3,990	3,990	36.8	40	7	12
Grand Prairie Reserve Complex		Army Reserve	Grand Prairie	31	399,497	0	0	0	0	68	68	73.1	1,618	31	1
Houston USARC #2	C	Army Reserve	Houston	7	76,661	0	0	0	0	12	12	13.9	569	34	0
Lone Star AAP	C	Army Active	Texarkana	879	3,265,913	0	0	0	0	15,699	15,699	905.9	1	18	377
Longhorn AAP		Army Active	Marshall	374	1,082,263	0	0	0	0	8,493	8,493	276.3	0	0	12
NG Ellington Field		Army Guard	Houston	6	83,149	0	0	0	0	20	20	22.3	399	8	66
NG Houston - Westheimer		Army Guard	Houston	3	80,915	0	0	0	0	29	29	14.7	574	69	0

* Sites which have assets with a DoD legal interest, excludes State owned assets.

** US Locations that do not meet criteria of at least ten (10) Acres AND at least \$10M PRV. US Territories and Non-US Locations that do not meet criteria of at least ten (10) Acres OR at least \$10M PRV.

DEPARTMENT OF DEFENSE - Army
Base Structure Report - As of 30 Sept 2008

SITE *	BRAC 2005	COMPONENT	NAME NEAREST CITY	BUILDINGS						ACRES OWNED	TOTAL ACRES	PRV (\$M)	MIL	CIV	OTHER
				OWNED		LEASED		OTHER							
				COUNT	SQFT	COUNT	SQFT	COUNT	SQFT						
NG Saginaw		Army Guard	Fort Worth	21	174,476	0	0	0	0	143	143	39.3	0	76	148
NG Temple		Army Guard	Temple	6	63,841	0	0	0	0	20	20	17.3	488	1	0
Red River Army Depot	R	Army Active	Texarkana	1,126	7,530,638	18	182,063	14	38,055	18,169	18,175	1,516.0	166	2,617	2,893
Seagoville USARC		Army Reserve	Seagoville	10	132,278	0	0	0	0	206	206	35.4	1,053	48	0
** OTHER SITE(S): 82				163	995,729	18	227,631	62	2,318,438	4,813	6,546	682.0	8,900	3,986	1,659
Texas Total:				6,478	57,538,565	653	2,252,101	6,309	20,291,333	509,357	517,570	16,410.6	101,838	17,695	31,155
Utah															
Deseret Chemical Depot	C	Army Active	Stockton	323	1,373,432	0	0	0	0	19,422	19,424	455.0	2	373	1,858
Dugway Proving Ground		Army Active	Dugway	607	2,332,347	1	2,880	5	82,232	798,214	798,214	1,200.0	30	567	755
Fort Douglas AFRC Complex	R	Army Reserve	Salt Lake City	21	403,097	3	20,290	0	0	54	54	96.8	1,667	140	60
Frank M. Browning USARC		Army Reserve	Ogden	3	52,913	0	0	0	0	152	152	14.9	453	4	0
Green River Test Complex		Army Active	Altamont	32	52,862	0	0	0	0	3,628	3,628	49.6	0	0	0
Kenichi (Ken) Uchida USARC		Army Reserve	Centerville	4	55,448	0	0	0	0	10	10	12.4	314	3	0
MTA-L Camp Williams		Army Guard	Riverton	62	36,746	0	0	0	0	18,506	18,506	43.2	1,661	36	158
Ogden Maintenance Center 269		Army Reserve	Ogden	2	125,472	0	0	0	0	12	12	26.8	134	4	15
Ogden Storage Facility 11-C		Army Reserve	Ogden	1	281,700	0	0	0	0	28	28	41.7	0	0	0
Tooele Army Depot	R	Army Active	Tooele	1,069	2,730,492	25	672,749	1	4,617	23,374	23,914	1,690.8	2	523	136
** OTHER SITE(S): 10				15	96,900	1	10,440	7	60,642	12	72	43.7	1,763	165	0
Utah Total:				2,139	7,541,409	30	706,359	13	147,491	863,412	864,014	3,674.9	6,026	1,815	2,982
Vermont															
NG Ethan Allen AFB MTA		Army Guard	Colchester	43	236,212	0	0	0	0	667	667	51.9	324	55	10
TS Ethan Allen Range		Army Guard	Jericho	65	264,611	0	0	5	13,748	11,219	11,219	86.1	290	13	34
** OTHER SITE(S): 12				12	293,191	3	40,720	0	0	45	82	37.1	610	11	0
Vermont Total:				120	794,014	3	40,720	5	13,748	11,931	11,968	175.0	1,224	79	44
Virgin Islands															
NG 210th RTI Hams Bluff		Army Guard	Frederiksted	0	0	0	0	0	0	22	22	0.0	18	0	0
NG Bethlehem Military Compound		Army Guard	Christiansted	11	143,089	0	0	0	0	69	69	0.0	39	10	0
NG Sprat Hall		Army Guard	Kingshill	2	31,010	0	0	0	0	12	12	0.0	22	0	0
RR 2 Box 9200 Kingshill		Army Guard	Kingshill	0	0	0	0	0	0	0	29	0.0	0	0	0
** OTHER SITE(S): 2				0	0	2	30,800	0	0	0	2	4.5	415	122	0
Virgin Islands Total:				13	174,099	2	30,800	0	0	103	134	4.5	494	132	0
Virginia															
Arlington National Cemetery		Army Active	Fort Myer	31	185,704	0	0	1	96	625	625	57.6	0	0	0
Defense General Supply Center	R	Army Active	Richmond	94	6,068,701	0	0	0	0	674	674	861.5	121	7	71

* Sites which have assets with a DoD legal interest, excludes State owned assets.

** US Locations that do not meet criteria of at least ten (10) Acres AND at least \$10M PRV. US Territories and Non-US Locations that do not meet criteria of at least ten (10) Acres OR at least \$10M PRV.

DEPARTMENT OF DEFENSE - Army
Base Structure Report - As of 30 Sept 2008

SITE *	BRAC 2005	COMPONENT	NAME NEAREST CITY	BUILDINGS						ACRES OWNED	TOTAL ACRES	PRV (\$M)	MIL	CIV	OTHER
				OWNED		LEASED		OTHER							
				COUNT	SQFT	COUNT	SQFT	COUNT	SQFT						
Fort A P Hill		Army Active	Bowling Green	407	1,153,210	0	0	0	0	75,794	75,873	417.4	358	250	262
Fort Belvoir	R	Army Active	Fort Belvoir	445	8,635,151	0	0	948	3,663,868	8,670	8,670	2,474.4	5,050	5,922	13,265
Fort Eustis	R	Army Active	Fort Eustis	422	5,577,291	0	0	369	1,308,281	8,248	8,249	1,540.2	8,552	2,219	2,685
Fort Lee	R	Army Active	Fort Lee	355	5,422,783	0	0	612	2,156,499	5,807	5,912	1,468.9	10,439	1,655	3,035
Fort Monroe	C	Army Active	Fort Monroe	270	2,016,875	0	0	5	208,293	572	574	431.4	691	1,608	835
Fort Myer	R	Army Active	Fort Myer	157	1,955,019	0	0	2	14,140	243	243	445.6	1,763	586	965
Fort Pickett, ARNG MTC		Army Guard	Blackstone	558	2,417,472	0	0	0	0	41,595	41,595	905.5	1,200	121	514
Fort Story		Army Active	Virginia Beach	159	918,501	2	1,471	83	115,165	1,451	1,451	305.8	1,332	16	249
NG AASF Byrd Field		Army Guard	Sandston	10	100,920	0	0	0	0	92	92	38.6	364	79	0
NG Sandston Armory		Army Guard	Sandston	5	68,296	0	0	0	0	29	29	14.2	248	42	0
Radford AAP		Army Active	Radford	1,116	4,051,663	0	0	0	0	6,902	6,902	1,493.8	1	114	1,702
Rivanna Station		Army Active	Fort Belvoir	1	260,000	0	0	0	0	76	76	61.0	59	698	643
** OTHER SITE(S): 30				49	396,910	4	14,272	2	14,508	249	279	96.4	2,663	379	1,969
Virginia Total:				4,079	39,228,495	6	15,743	2,022	7,480,850	151,029	151,245	10,612.3	32,841	13,696	26,195
Washington															
AMSA 137 (Marine)		Army Reserve	Tacoma	1	68,379	0	0	0	0	0	11	10.1	469	26	2
Fort Lawton USAR Complex	C	Army Reserve	Seattle	11	191,077	0	0	0	0	66	66	48.6	888	110	3
Fort Lewis	R	Army Active	Tacoma	1,630	16,580,637	3	61	2,635	6,867,831	84,345	86,127	6,121.8	30,789	3,418	6,813
NG Camp Murray		Army Guard	Tacoma	19	107,877	0	0	0	0	7	7	30.9	1,848	335	311
NG Kent		Army Guard	Kent	8	86,035	0	0	0	0	14	15	18.1	619	7	2
SSG Joe R. Hooper USARC		Army Reserve	Bothell	7	101,749	0	0	0	0	42	42	26.2	245	7	0
Vancouver Barracks	C	Army Reserve	Vancouver	30	242,367	0	0	0	0	40	42	61.1	809	20	0
Yakima Training Center		Army Active	Yakima	196	790,199	0	0	1	720	290,739	318,184	692.3	472	27	190
** OTHER SITE(S): 23				36	257,578	1	10,500	0	0	398	171,648	78.9	1,785	53	5
Washington Total:				1,938	18,425,898	4	10,561	2,636	6,868,551	375,650	576,139	7,088.0	37,924	4,003	7,326
West Virginia															
Big Bend USARC / OMS		Army Reserve	Bigbend	2	19,244	0	0	0	0	13	13	22.5	37	1	0
Charleston AFRC / AMSA #107		Army Reserve	Charleston	2	71,150	0	0	0	0	12	12	15.0	390	29	0
NG Eleanor		Army Guard	Red House	2	312,880	0	0	0	0	47	47	37.5	332	63	4
Ohio Co A/P USARC / AMSA #109		Army Reserve	Wheeling	3	42,570	0	0	0	0	0	29	10.0	189	20	0
** OTHER SITE(S): 34				55	456,911	1	6,780	0	0	661	3,116	111.9	2,989	123	89
West Virginia Total:				64	902,755	1	6,780	0	0	732	3,216	197.0	3,937	236	93
Wisconsin															
Badger AAP		Army Active	Baraboo	824	2,499,698	0	0	0	0	7,378	7,378	866.6	0	0	0

* Sites which have assets with a DoD legal interest, excludes State owned assets.

** US Locations that do not meet criteria of at least ten (10) Acres AND at least \$10M PRV. US Territories and Non-US Locations that do not meet criteria of at least ten (10) Acres OR at least \$10M PRV.

DEPARTMENT OF DEFENSE - Army
Base Structure Report - As of 30 Sept 2008

SITE *	BRAC 2005	COMPONENT	NAME NEAREST CITY	BUILDINGS						ACRES OWNED	TOTAL ACRES	PRV (\$M)	MIL	CIV	OTHER
				OWNED		LEASED		OTHER							
				COUNT	SQFT	COUNT	SQFT	COUNT	SQFT						
Denis J. Murphy USARC/AMSA/OMS		Army Reserve	Green Bay	2	58,023	0	0	0	0	15	15	14.1	272	18	0
Fort McCoy	R	Army Reserve	Sparta	1,280	6,276,120	81	162,670	5	77,354	59,198	59,757	1,815.8	2,297	1,218	2,546
NG Madison Hangars		Army Guard	Madison	1	46,000	0	0	0	0	20	20	17.0	0	0	0
W. Silver Spring Complex		Army Reserve	Milwaukee	24	321,428	0	0	0	0	127	129	75.4	1,162	39	18
** OTHER SITE(S): 39				48	468,037	17	198,445	0	0	150	1,657	145.9	2,337	119	6
Wisconsin Total:				2,179	9,669,306	98	361,115	5	77,354	66,888	68,955	2,934.8	6,068	1,394	2,570
Wyoming															
** OTHER SITE(S): 5				0	0	1	30,000	0	0	8,897	8,905	5.8	57	1	0
Wyoming Total:				0	0	1	30,000	0	0	8,897	8,905	5.8	57	1	0
US/US Territories Total:				80,271	625,481,700	2,349	14,182,828	39,095	140,088,315	11,360,512	14,134,913	203,239.7	777,232	168,146	295,603

* Sites which have assets with a DoD legal interest, excludes State owned assets.

** US Locations that do not meet criteria of at least ten (10) Acres AND at least \$10M PRV. US Territories and Non-US Locations that do not meet criteria of at least ten (10) Acres OR at least \$10M PRV.

DEPARTMENT OF DEFENSE - Army
Base Structure Report - As of 30 Sept 2008

SITE *	BRAC 2005	COMPONENT	NAME NEAREST CITY	BUILDINGS						ACRES OWNED	TOTAL ACRES	PRV (\$M)	MIL	CIV	OTHER
				OWNED		LEASED		OTHER							
				COUNT	SQFT	COUNT	SQFT	COUNT	SQFT						
Belgium															
Brussels		Army Active	Brussels	0	0	15	202,074	0	0	0	0	39.0	112	128	687
Chateau Gendebien		Army Active	Mons	1	354	1	4,453	4	21,842	0	20	5.2	23	0	5
Chievres AB		Army Active	Chievres AB	52	252,524	0	0	49	373,457	0	1,012	310.9	33	12	363
Daumerie Caserne		Army Active	Chievres	6	2,104	0	0	30	244,551	0	26	67.2	170	152	155
Mons		Army Active	Mons	1	7,112	19	419,783	0	0	0	0	53.3	0	0	0
SHAPE Headquarters		Army Active	Mons	3	38,846	0	0	35	432,843	0	0	112.6	569	97	336
Sterrebeek Dependent School		Army Active	Brussels	10	88,436	0	0	0	0	16	16	27.0	12	4	117
** OTHER SITE(S): 3				1	151	5	13,020	6	9,757	0	6	4.0	86	0	2
Belgium Total:				74	389,527	40	639,330	124	1,082,450	16	1,079	619.1	1,005	393	1,665
Germany															
AG Pub and Training Aids Ctr		Army Active	Frankfurt on Main	0	0	0	0	6	358,848	0	10	64.0	0	2	0
Amelia Earhart Hotel		Army Active	Wiesbaden	1	155	0	0	1	216,207	0	6	54.8	4	239	142
American Arms Hotel		Army Active	Wiesbaden	0	0	0	0	4	292,126	0	5	76.2	7	2	270
Anderson Barracks		Army Active	Dexheim	35	164,305	0	0	20	230,760	0	105	150.9	22	33	46
Ansbach Leased		Army Active	Ansbach	0	0	59	230,590	0	0	0	6	26.7	0	0	0
Artillery Kaserne		Army Active	Garmisch	25	5,339	0	0	35	516,585	0	37	131.6	32	76	482
Askren Manor FH		Army Active	Schweinfurt	16	30,065	0	0	59	1,473,853	0	72	245.2	0	0	169
Aukamm Housing Area		Army Active	Wiesbaden	3	50,267	0	0	111	1,283,045	0	93	233.9	0	0	25
Bamberg		Army Active	Bamberg	0	0	134	609,166	0	0	0	18	72.0	0	0	0
Bamberg Airfield		Army Active	Bamberg	3	9,800	0	0	5	6,544	0	220	13.4	0	0	0
Bamberg Storage & Range Area		Army Active	Bamberg	19	14,111	0	0	33	142,275	0	170	46.8	0	0	0
Barton Barracks		Army Active	Ansbach	9	64,589	0	0	25	381,409	0	33	125.7	117	199	387
Baumholder Airfield		Army Active	Baumholder	3	10,412	0	0	1	1,590	0	47	9.0	0	2	9
Baumholder Family Housing		Army Active	Baumholder	14	24,012	0	0	68	2,254,615	0	95	345.5	18	0	62
Baumholder Hospital		Army Active	Baumholder	3	26,735	0	0	12	187,344	0	13	65.5	58	20	70
Baumholder Qm Area		Army Active	Baumholder	16	36,924	0	0	28	359,924	0	60	82.3	0	0	24
Benjamin Franklin VII Family Housing		Army Active	Mannheim	37	190,249	0	0	183	4,375,763	0	220	707.4	63	96	635
Bensheim Maint and Supply Fac		Army Active	Bensheim	0	0	0	0	1	82,844	0	8	13.1	0	0	0
Bleidorn Family Housing		Army Active	Ansbach	6	35,580	0	0	26	662,520	0	34	106.1	0	5	17
Boeblingen Family Housing		Army Active	Boeblingen	4	14,077	0	0	22	517,037	1	22	89.1	0	0	38
Boeblingen Range		Army Active	Boeblingen	1	2,202	0	0	6	6,545	0	18	8.3	0	1	4
Boeblingen Training Area		Army Active	Boeblingen	9	9,353	0	0	36	33,208	0	1,419	30.8	1	3	1
Breitenau Skeet Range		Army Active	Garmisch	0	0	0	0	1	4,439	0	50	0.8	0	0	0
Breitenwald Training Area		Army Active	Landstuhl	6	6,634	0	0	2	1,045	0	127	3.1	0	1	1
Cambrai Fritsch Kaserne		Army Active	Darmstadt	17	23,262	0	0	43	978,579	0	66	273.8	59	70	122
Camp Oppenheim Training Area		Army Active	Oppenheim	0	0	0	0	0	0	0	132	0.4	0	0	0

* Sites which have assets with a DoD legal interest, excludes State owned assets.

** US Locations that do not meet criteria of at least ten (10) Acres AND at least \$10M PRV. US Territories and Non-US Locations that do not meet criteria of at least ten (10) Acres OR at least \$10M PRV.

DEPARTMENT OF DEFENSE - Army
Base Structure Report - As of 30 Sept 2008

SITE *	BRAC 2005	COMPONENT	NAME NEAREST CITY	BUILDINGS						ACRES OWNED	TOTAL ACRES	PRV (\$M)	MIL	CIV	OTHER
				OWNED		LEASED		OTHER							
				COUNT	SQFT	COUNT	SQFT	COUNT	SQFT						
Campbell Barracks	Army Active	Heidelberg	22	56,137	0	0	30	955,223	0	42	297.2	1,004	466	457	
Cardwell Village Family Housing	Army Active	Hanau	0	0	0	0	15	267,994	0	10	45.3	0	0	0	
Coleman Barracks	Army Active	Mannheim	77	275,976	0	0	140	1,597,716	0	561	638.2	1,573	118	293	
Conn Barracks	Army Active	Schweinfurt	182	729,449	0	0	48	1,319,192	0	502	591.3	1,545	13	236	
Crestview Housing Area	Army Active	Wiesbaden	0	0	0	0	64	1,106,432	0	33	146.5	0	0	0	
Daenner Kaserne	Army Active	Kaiserlautern	20	29,443	0	0	16	373,840	0	31	103.2	362	57	404	
Darmstadt Training Center	Army Active	Darmstadt	15	23,115	0	0	5	43,897	0	125	26.0	54	78	129	
Dautphe Boy Scout Camp	Army Active	Giessen	18	4,339	0	0	12	12,933	0	182	9.3	0	0	0	
Dexheim Family Housing	Army Active	Dexheim	41	197,054	0	0	14	266,085	0	32	83.6	0	0	0	
East Camp Grafenwoehr	Army Active	Hof	435	2,025,755	0	0	604	3,559,035	0	2,698	1,662.6	4,322	341	1,940	
Echterdingen Airfield	Army Active	Stuttgart	11	24,734	0	0	16	161,505	0	54	64.2	23	6	41	
Edingen Radio Receiver Fac	Army Active	Heidelberg	0	0	0	0	1	3,101	0	45	1.7	0	0	0	
Egelsbach Transmitter Fac	Army Active	Langen	1	2,299	0	0	5	6,762	0	76	4.6	0	0	0	
Finthen Airfield	Army Active	Mainz	19	11,179	0	0	1	855	0	108	8.5	32	2	0	
Fintherlandstr Family Housing	Army Active	Mainz	0	0	0	0	18	190,855	0	9	26.1	0	0	0	
Fliegerhorst Airfield Kaserne	Army Active	Hanau	49	269,059	0	0	94	1,795,058	0	623	623.4	17	13	9	
Flynn FH & Training Areas	Army Active	Bamberg	94	249,099	0	0	62	1,392,967	0	2,619	306.9	0	0	117	
Freihoelser Training Area	Army Active	Amberg	11	11,422	0	0	0	0	0	339	14.4	0	0	0	
Friedrichsfeld QM Service Ctr	Army Active	Mannheim	12	6,509	0	0	6	228,300	0	39	57.6	1	30	143	
Friedrichsfeld Storage Area	Army Active	Mannheim	2	276	0	0	3	61,178	0	17	10.3	0	0	0	
Funari Barracks	Army Active	Mannheim	8	35,185	0	0	17	318,843	0	27	92.0	174	227	191	
Garmisch Family Housing	Army Active	Garmisch	5	2,448	0	0	20	345,004	0	83	64.6	0	0	134	
Garmisch Golf Course	Army Active	Garmisch	8	8,141	0	0	1	3,321	0	72	8.9	0	0	0	
General Abrams Hotel and Disp	Army Active	Garmisch	0	0	0	0	11	217,831	0	11	57.5	0	0	0	
George C Marshall Vil Family Housing	Army Active	Giessen	5	1,751	0	0	32	785,888	0	42	119.2	0	0	0	
Germersheim Army Depot	Army Active	Germersheim	122	1,446,391	0	0	22	464,402	0	454	492.0	16	2	570	
Giessen Community Facilities	Army Active	Giessen	9	71,154	0	0	0	0	0	18	21.3	0	0	0	
Giessen General Depot	Army Active	Giessen	84	452,846	0	0	94	2,100,586	0	0	565.6	0	0	400	
Grafenwoehr	Army Active	Grafenwoehr	0	0	1,229	3,691,440	0	0	0	132	421.5	15	0	0	
Grafenwoehr Training Area	Army Active	Grafenwoehr	560	377,240	0	0	12	11,852	0	51,676	681.3	0	0	1	
Griesheim Airfield	Army Active	Darmstadt	26	47,291	0	0	21	252,491	0	73	74.1	0	0	0	
Grossauheim Kaserne	Army Active	Gross Auheim	11	118,974	0	0	35	815,134	0	45	238.9	0	0	75	
Gruenstadt AAFES Fac	Army Active	Gruenstadt	9	50,006	0	0	13	322,388	0	18	104.0	0	0	350	
Hainerberg Housing and Shop Ctr	Army Active	Wiesbaden	20	91,008	0	0	95	2,405,080	0	165	407.5	0	0	690	
Hammonds Barracks	Army Active	Seckenheim	1	229	0	0	9	254,771	0	17	71.7	84	245	224	
Hausberg Ski Area	Army Active	Garmisch	2	8,461	0	0	0	0	17	31	1.1	0	0	0	
Heidelberg	Army Active	Heidelberg	0	0	57	117,760	0	0	0	0	14.0	70	2	0	
Heidelberg Army Heliport	Army Active	Heidelberg	12	17,235	0	0	8	49,601	0	45	43.8	34	2	59	
Heidelberg Community Sup Ctr	Army Active	Heidelberg	23	57,802	0	0	13	362,600	0	27	97.6	29	51	494	

* Sites which have assets with a DoD legal interest, excludes State owned assets.

** US Locations that do not meet criteria of at least ten (10) Acres AND at least \$10M PRV. US Territories and Non-US Locations that do not meet criteria of at least ten (10) Acres OR at least \$10M PRV.

DEPARTMENT OF DEFENSE - Army
Base Structure Report - As of 30 Sept 2008

SITE *	BRAC 2005	COMPONENT	NAME NEAREST CITY	BUILDINGS						ACRES OWNED	TOTAL ACRES	PRV (\$M)	MIL	CIV	OTHER
				OWNED		LEASED		OTHER							
				COUNT	SQFT	COUNT	SQFT	COUNT	SQFT						
Heidelberg Golf Course		Army Active	Heidelberg	10	15,080	0	0	0	0	0	125	19.9	0	0	33
Heidelberg Hospital		Army Active	Heidelberg	8	2,575	0	0	24	515,664	0	23	197.4	755	294	290
Hill 365 Radio Relay Fac		Army Active	Kaiserlautern	4	814	0	0	1	3,948	0	17	3.1	0	0	0
Hohenfels		Army Active	Hohenfels	0	0	542	1,316,537	0	0	0	1	154.9	6	1	0
Hohenfels Training Area		Army Active	Hohenfels	660	1,507,501	1	151	363	1,795,132	0	40,023	1,309.3	1,353	228	1,245
Hommertshausen Girl Scout Camp		Army Active	Mannheim	22	10,478	0	0	0	0	0	84	4.5	0	0	0
Hoppstaedten Waterworks		Army Active	Baumholder	2	3,085	0	0	2	21,854	0	27	57.1	0	0	0
Husterhoeh Kaserne		Army Active	Pirmasens	42	514,597	0	0	26	532,873	0	131	189.7	30	40	610
Idar Oberstein Family Housing		Army Active	Idar Oberstein	4	364	0	0	15	446,248	0	27	59.4	0	0	0
Illesheim Leased		Army Active	Illesheim	0	0	78	202,752	0	0	0	1	24.1	7	0	0
Jefferson Village Family Housing		Army Active	Darmstadt	6	582	0	0	12	354,331	0	23	71.8	1	0	4
John F Dulles Village Family Housing		Army Active	Giessen	1	161	0	0	14	385,341	0	0	55.0	0	0	0
Kaiserslautern		Army Active	Kaiserslautern	1	44,485	0	0	0	0	0	465	18.8	39	32	54
Kaiserslautern Army Depot		Army Active	Kaiserslautern	101	729,099	0	0	63	943,874	0	623	400.2	11	53	718
Kaiserslautern Equip Spt Ctr		Army Active	Kaiserslautern	21	35,964	0	0	19	180,775	0	51	50.6	0	24	228
Kastel Housing Area		Army Active	Wiesbaden	6	16,493	0	0	11	373,960	0	28	75.7	0	6	31
Katterbach Kaserne		Army Active	Ansbach	48	198,194	0	0	103	2,540,497	0	439	726.0	1,186	56	367
Kefurt & Craig Village Family Housing		Army Active	Stuttgart	0	0	0	0	41	1,048,337	0	38	153.8	0	0	17
Kelley Barracks (GE44E)		Army Active	Darmstadt	28	257,047	0	0	16	380,222	0	119	178.4	0	6	26
Kelley Barracks (GE44F)		Army Active	Stuttgart	46	96,887	0	0	28	719,191	6	72	214.2	35	17	375
Kilbourne Kaserne		Army Active	Heidelberg	8	10,576	0	0	17	87,076	0	13	32.0	60	6	8
Kitzingen		Army Active	Kitzingen	0	0	272	633,271	0	0	0	0	74.6	0	0	0
Kitzingen Tng Areas		Army Active	Kitzingen	4	4,954	0	0	25	40,909	1	2,828	20.7	0	0	0
Kleber Kaserne		Army Active	Kaiserslautern	49	278,940	0	0	31	785,009	0	77	287.2	467	224	1,032
Kornwestheim Golf Course		Army Active	Kornwestheim	4	21,936	0	0	1	435	0	320	15.1	0	0	28
Lampertheim Training Area		Army Active	Lampertheim	4	722	0	0	1	864	0	4,128	27.7	0	0	0
Landstuhl Heliport		Army Active	Landstuhl	31	80,697	0	0	0	0	0	113	49.2	144	23	33
Landstuhl Hospital		Army Active	Landstuhl	69	226,161	0	0	68	1,269,222	0	165	528.1	763	374	491
Langen Terrace FH Area		Army Active	Langen	11	15,195	0	0	15	285,521	0	16	44.8	0	0	0
Ledward Barracks		Army Active	Schweinfurt	148	249,821	0	0	54	1,387,708	0	161	443.3	1,293	184	879
Leighton Barracks		Army Active	Wurzburg	139	535,173	0	0	118	2,484,250	0	333	614.1	27	13	173
Lincoln Village Family Housing		Army Active	Darmstadt	47	141,501	0	0	41	1,243,547	0	64	219.3	0	0	0
Mainz		Army Active	Mainz	0	0	1	1,967	0	0	0	120	0.5	0	0	0
Mainz-Kastel Station		Army Active	Wiesbaden	9	26,639	0	0	28	756,447	0	58	166.1	85	22	587
Mannheim Class III Point		Army Active	Mannheim	7	13,565	0	0	6	14,125	0	28	25.2	0	0	14
Mark Twain Village Family Housing		Army Active	Heidelberg	9	35,147	0	0	69	2,021,180	0	75	389.7	200	314	357
McCully Barracks		Army Active	Wackernheim	22	249,983	0	0	38	360,876	0	74	184.5	22	2	7
Messel Small Arms Range		Army Active	Darmstadt	6	5,754	0	0	2	752	0	52	9.0	0	0	0

* Sites which have assets with a DoD legal interest, excludes State owned assets.

** US Locations that do not meet criteria of at least ten (10) Acres AND at least \$10M PRV. US Territories and Non-US Locations that do not meet criteria of at least ten (10) Acres OR at least \$10M PRV.

DEPARTMENT OF DEFENSE - Army
Base Structure Report - As of 30 Sept 2008

SITE *	BRAC 2005	COMPONENT	NAME NEAREST CITY	BUILDINGS						ACRES OWNED	TOTAL ACRES	PRV (\$M)	MIL	CIV	OTHER
				OWNED		LEASED		OTHER							
				COUNT	SQFT	COUNT	SQFT	COUNT	SQFT						
Miesau		Army Active	Miesau	0	0	0	0	0	0	0	7	12.2	0	0	0
Miesau Ammo Depot		Army Active	Miesau	116	832,662	0	0	508	1,563,978	0	2,326	721.6	362	39	304
Moehringen Family Housing		Army Active	Stuttgart	0	0	0	0	31	390,307	0	32	51.9	0	0	1
Nathan Hale QM Area		Army Active	Darmstadt	18	58,407	0	0	27	369,185	0	39	93.9	65	26	325
Neubruেকে Hospital		Army Active	Baumholder	7	32,874	0	0	20	297,814	0	57	110.3	0	0	31
Oberammergau NATO School		Army Active	Garmisch	3	1,827	0	0	4	43,010	0	0	12.5	15	4	101
Oberdachstetten Training Area		Army Active	Ansbach	21	24,202	0	0	73	268,280	0	876	95.8	0	0	0
Oftersheim Small Arms Range		Army Active	Heidelberg	5	3,707	0	0	3	9,551	0	35	7.9	0	2	5
Panzer Kaserne (GE642)		Army Active	Kaiserlautern	1	334	0	0	10	303,644	0	19	87.7	510	265	198
Panzer Kaserne (GE643)		Army Active	Stuttgart	24	94,115	0	0	39	1,221,980	2	90	345.8	664	177	618
Patch Barracks		Army Active	Stuttgart	47	322,470	0	0	41	1,202,953	1	110	421.7	770	336	1,256
Patrick Henry Village Family Housing		Army Active	Heidelberg	49	433,266	0	0	192	2,949,167	0	250	630.0	23	30	483
Patton Barracks		Army Active	Heidelberg	30	85,724	0	0	27	659,033	0	37	201.4	674	292	366
Pendleton Barracks		Army Active	Giessen	4	13,560	0	0	4	113,203	0	2	39.2	0	0	0
Pfeffelbach Waterworks		Army Active	Pfeffelbach	1	78	0	0	2	16,896	0	58	30.7	0	0	0
Pulaski Barracks		Army Active	Kaiserlautern	32	65,377	0	0	35	214,114	0	131	93.6	91	98	226
Ray Barracks		Army Active	Friedberg	90	307,873	0	0	54	523,439	0	1	271.6	0	0	0
Rheinblick Rec Annex		Army Active	Wiesbaden	1	35	0	0	2	14,052	0	172	11.9	0	0	39
Rhine Ordnance Barracks		Army Active	Kaiserlautern	104	439,631	0	0	871	1,964,057	0	3,037	823.1	948	11	237
Robinson Barracks		Army Active	Stuttgart	4	80,931	0	0	5	19,162	1	24	26.2	0	0	115
Robinson-Grenadier Family Housing		Army Active	Stuttgart	8	1,679	0	0	57	1,412,418	0	128	222.4	0	3	15
Roman Way Village Family Housing		Army Active	Butzbach	17	97,068	0	0	43	1,287,570	0	63	202.4	0	0	0
Rottershausen Ammo Storage Area		Army Active	Schweinfurt	5	9,520	0	0	25	47,775	0	186	10.6	0	0	0
Sambach AFN Fac		Army Active	Sembach AB	0	0	0	0	3	1,999	0	10	0.9	0	0	0
Schweinfurt		Army Active	Schweinfurt	0	0	128	1,165,063	0	0	0	0	135.0	165	2	0
Schweinfurt Training Areas		Army Active	Schweinfurt	112	84,259	0	0	6	12,606	0	10,803	40.4	0	0	0
Schwetzingen Training Area		Army Active	Schwetzingen	1	343	0	0	0	0	0	277	0.8	0	0	0
Sheridan Barracks		Army Active	Garmisch	3	301,799	0	0	11	401,133	0	29	155.0	30	0	685
Shipton Kaserne		Army Active	Ansbach	24	22,320	0	0	27	266,394	0	386	99.1	677	2	11
Smith Barracks		Army Active	Baumholder	180	643,262	0	0	203	3,135,537	0	1,018	1,179.5	4,103	207	1,072
South Camp Vilseck		Army Active	Vilseck	877	4,440,538	0	0	138	1,333,233	0	2,193	1,418.9	4,445	438	1,728
Spinelli Barracks		Army Active	Mannheim	33	21,371	0	0	71	1,504,949	0	198	335.2	364	34	155
St Barbara Village Family Housing		Army Active	Darmstadt	21	6,868	1	1	21	82,351	0	11	16.8	0	0	0
Stem Kaserne		Army Active	Seckenheim	3	12,184	0	0	12	60,479	0	10	24.5	6	33	92
Steuben & Weicht Vil Family Housing		Army Active	Stuttgart	2	782	0	0	54	555,685	0	48	80.5	0	0	1
Storck Barracks		Army Active	Illesheim	34	60,893	0	0	96	1,876,946	0	441	547.6	1,027	52	266
Strassburg Kaserne		Army Active	Baumholder	9	8,194	0	0	28	484,158	0	39	123.1	422	0	14
Stuttgart Dependent School		Army Active	Stuttgart	1	301	0	0	4	167,796	0	11	43.5	0	0	7

* Sites which have assets with a DoD legal interest, excludes State owned assets.

** US Locations that do not meet criteria of at least ten (10) Acres AND at least \$10M PRV. US Territories and Non-US Locations that do not meet criteria of at least ten (10) Acres OR at least \$10M PRV.

DEPARTMENT OF DEFENSE - Army
Base Structure Report - As of 30 Sept 2008

SITE *	BRAC 2005	COMPONENT	NAME NEAREST CITY	BUILDINGS						ACRES OWNED	TOTAL ACRES	PRV (\$M)	MIL	CIV	OTHER
				OWNED		LEASED		OTHER							
				COUNT	SQFT	COUNT	SQFT	COUNT	SQFT						
Sullivan Barracks		Army Active	Mannheim	24	219,159	0	0	50	928,974	0	111	305.2	665	27	565
Sulzheim Training Area		Army Active	Schweinfurt	1	182	0	0	1	190	0	145	10.6	0	0	0
Taylor Barracks		Army Active	Mannheim	63	199,955	0	0	26	662,618	0	113	244.6	931	139	423
Tompkins Barracks		Army Active	Schwetzingen	28	67,272	0	0	31	606,728	0	88	208.7	225	59	139
Vilseck		Army Active	Vilseck	0	0	134	671,352	0	0	0	31	78.6	58	0	0
Wackernhm-Schwabenwaeldchen TA		Army Active	Wackernheim	2	1,599	0	0	7	3,886	0	23	3.5	0	0	0
Warner Barracks		Army Active	Bamberg	206	293,489	0	0	121	2,581,363	0	209	797.1	3,049	216	989
Warner Barracks Family Housing		Army Active	Bamberg	4	746	0	0	13	337,013	0	13	56.0	0	0	0
Weilimdorf Warehouse		Army Active	Stuttgart	0	0	0	0	2	61,758	0	4	11.3	0	0	4
Weisskirchen AFN Trans Fac		Army Active	Weisskirchen	0	0	0	0	6	13,519	0	19	14.5	0	0	0
Wetzel Family Housing		Army Active	Baumholder	7	31,098	0	0	35	1,230,185	0	132	186.8	0	0	67
Wetzel Kaserne		Army Active	Baumholder	14	93,900	0	0	8	94,670	0	215	69.1	0	0	111
Wiesbaden Army Airfield		Army Active	Wiesbaden	50	329,908	0	0	137	2,104,406	0	638	748.3	2,678	392	1,011
Wiesbaden Small Arms Range		Army Active	Wiesbaden	3	6,419	0	0	7	8,398	0	26	5.1	0	0	10
Wuerzburg Hospital		Army Active	Wuerzburg	6	197,180	0	0	4	405,519	0	14	224.0	0	0	0
** OTHER SITE(S): 30				35	69,860	85	265,970	69	396,205	2	86	168.1	995	111	279
Germany Total:				6,048	22,769,469	2,721	8,906,020	6,801	91,610,279	33	140,133	30,225.6	40,182	7,316	29,017
Italy															
Camp Darby		Army Active	Tirrenia	143	620,552	0	0	0	0	0	159	227.6	93	97	491
Camp Ederle		Army Active	Vicenza	211	1,375,715	12	101,481	38	407,391	0	147	635.4	2,546	431	1,622
Coltano Troposcatter Site		Army Active	Coltano	9	44,496	0	0	0	0	0	289	18.0	0	0	0
Dal Molin Airfield		Army Active	Vicenza	7	5,142	0	0	12	254,166	0	0	86.7	3	0	74
Livorno		Army Active	Livorno	0	0	71	250,037	0	0	0	0	30.8	0	0	0
Livorno Supply and Maint Area		Army Active	Livorno	126	1,239,648	0	0	0	0	0	277	284.1	20	35	187
Livorno Training Area		Army Active	Livorno	5	5,727	0	0	0	0	0	50	6.2	0	0	0
Longare Communications Site		Army Active	Vicenza	5	7,071	0	0	28	86,169	0	52	36.6	128	0	17
Pisa Ammo Storage Area		Army Active	Pisa	222	514,141	0	0	0	0	0	2,093	200.3	2	0	28
Vicenza		Army Active	Vicenza	2	3,973	125	979,777	0	0	0	5	142.3	0	0	0
Vicenza Basic Load Storage Area		Army Active	Vicenza	15	28,676	0	0	0	0	0	34	13.5	1	3	4
Vicenza Family Housing		Army Active	Vicenza	217	417,487	0	0	1	2,793	0	82	72.0	0	0	59
** OTHER SITE(S): 3				11	5,137	0	0	0	0	0	5	2.1	0	0	0
Italy Total:				973	4,267,765	208	1,331,295	79	750,519	0	3,193	1,755.8	2,793	566	2,482
Japan															
Akasaka Press Center		Army Active	Tokyo	2	160	0	0	5	162,027	0	8	46.0	1	11	234
Akizuki Ammunition Depot		Army Active	Akizuki	14	6,719	0	0	57	426,756	0	138	166.2	0	3	131
Camp Zama		Army Active	Sagamihara	138	569,979	0	0	215	2,359,082	0	578	1,045.0	599	504	2,283

* Sites which have assets with a DoD legal interest, excludes State owned assets.

** US Locations that do not meet criteria of at least ten (10) Acres AND at least \$10M PRV. US Territories and Non-US Locations that do not meet criteria of at least ten (10) Acres OR at least \$10M PRV.

DEPARTMENT OF DEFENSE - Army
Base Structure Report - As of 30 Sept 2008

SITE *	BRAC 2005	COMPONENT	NAME NEAREST CITY	BUILDINGS						ACRES OWNED	TOTAL ACRES	PRV (\$M)	MIL	CIV	OTHER
				OWNED		LEASED		OTHER							
				COUNT	SQFT	COUNT	SQFT	COUNT	SQFT						
Hiro Ammunition Depot		Army Active	Kure	5	5,817	0	0	8	108,255	0	88	40.2	0	0	32
Kachin Hanto Area A		Army Active	Gushikawa	13	3,114	0	0	6	9,767	0	32	43.8	0	0	0
Kawakami Ammunition Depot		Army Active	Higashi-Hiroshima	69	128,589	0	0	49	230,275	0	644	164.2	0	3	138
Kure Pier 6		Army Active	Kure	7	3,960	0	0	9	61,851	0	4	24.7	13	4	67
Naha Port		Army Active	Naha Okinawa	39	346,916	0	0	3	14,425	0	139	167.9	7	12	118
POL Facilities		Army Active	Chatan Okinawa	31	27,973	0	0	82	51,771	0	399	297.0	0	0	81
Sagami General Depot		Army Active	Sagamihara	133	85,159	0	0	136	3,107,277	0	528	780.4	108	29	743
Sagamihara FH Area		Army Active	Sagamihara	426	116,541	0	0	239	959,523	0	150	363.2	2	5	217
Shariki Communication Site		Army Active	Zama	0	0	0	0	0	0	0	33	1.2	3	0	108
Torii Station		Army Active	Sobe Okinawa	93	458,192	0	0	148	959,507	0	992	489.8	717	59	654
Yokohama North Dock		Army Active	Yokohama	17	13,006	0	0	67	579,911	0	127	240.5	15	12	241
** OTHER SITE(S): 1				0	0	0	0	0	0	0	2	0.4	0	0	0
Japan Total:				987	1,766,125	0	0	1,024	9,030,427	0	3,862	3,870.4	1,465	642	5,047
Luxembourg															
Sanem Site		Army Active	Esch-S-Alzette	0	0	0	0	29	995,591	0	97	118.6	0	0	0
Luxembourg Total:				0	0	0	0	29	995,591	0	97	118.6	0	0	0
Marshall Islands															
US Army Kwajalein Atoll		Army Active	Kwajalein Atoll	805	3,245,047	0	0	0	0	0	1,361	2,427.3	3	16	2,225
Marshall Islands Total:				805	3,245,047	0	0	0	0	0	1,361	2,427.3	3	16	2,225
Netherlands															
Hendrik Mine		Army Active	Brunssum	1	2,152	0	0	11	644,993	0	0	142.5	227	8	143
Rotterdam Admin Facility		Army Active	Rotterdam	0	0	2	81,877	0	0	0	2	17.4	27	47	125
Schinnen		Army Active	Schinnen	0	0	145	248,467	0	0	0	0	30.8	0	0	0
Schinnen Emma Mine		Army Active	Schinnen	36	88,241	14	142,959	0	0	0	24	56.8	48	83	358
** OTHER SITE(S): 2				0	0	14	21,454	0	0	0	0	2.6	0	0	0
Netherlands Total:				37	90,393	175	494,757	11	644,993	0	26	250.0	302	138	626
South Korea															
Bayonet Training Area		Army Active	Tong Du Chon	0	0	0	0	0	0	0	248	0.0	0	0	0
Camp Ames		Army Active	Camp Ames	9	19,158	0	0	0	0	0	20	5.3	0	0	0
Camp Carroll		Army Active	Waegwan	266	2,320,187	0	0	55	1,004,371	0	681	724.1	1,683	140	1,972
Camp Casey		Army Active	Camp Casey	580	4,100,692	0	0	2	9,468	2	2,830	1,157.6	5,084	60	2,601
Camp Castle		Army Active	Tong Du Chon	52	337,348	0	0	0	0	1	51	90.2	79	0	368
Camp Eagle		Army Active	Wonju	54	446,400	0	0	0	0	0	113	153.2	423	5	134
Camp Henry		Army Active	Taegu	94	501,894	150	189,000	36	210,358	1	59	198.6	544	244	1,445
Camp Henry (Brooklyn Hill)		Army Active	Yongsan	11	7,945	0	0	0	0	4	40	4.0	0	0	0

* Sites which have assets with a DoD legal interest, excludes State owned assets.

** US Locations that do not meet criteria of at least ten (10) Acres AND at least \$10M PRV. US Territories and Non-US Locations that do not meet criteria of at least ten (10) Acres OR at least \$10M PRV.

DEPARTMENT OF DEFENSE - Army
Base Structure Report - As of 30 Sept 2008

SITE *	BRAC 2005	NAME NEAREST CITY	BUILDINGS						ACRES OWNED	TOTAL ACRES	PRV (\$M)	MIL	CIV	OTHER
			OWNED		LEASED		OTHER							
			COUNT	SQFT	COUNT	SQFT	COUNT	SQFT						
Camp Henry (Dartboard Site)	Army Active	Taegu	2	1,672	0	0	0	0	0	10	3.0	0	0	0
Camp Henry (Pier #8)	Army Active	Pusan	4	7,759	0	0	7	96,772	0	12	34.8	8	0	114
Camp Hialeah	Army Active	Pusan	302	892,251	0	0	24	53,561	61	193	317.3	0	0	0
Camp Hovey	Army Active	Camp Hovey	166	1,604,129	0	0	1	25,696	0	3,473	415.1	550	2	230
Camp Humphreys	Army Active	Camp Humphreys	472	4,873,934	0	0	7	35,896	0	1,435	1,359.1	4,198	185	3,283
Camp Humphreys (High Point)	Army Active	Chechon	3	2,122	0	0	0	0	0	11	2.1	0	0	0
Camp Humphreys (Richmond)	Army Active	Taejon	2	564	0	0	0	0	0	14	2.1	0	0	0
Camp Jackson	Army Active	Uijong Bu	47	179,024	0	0	0	0	0	406	45.7	183	0	350
Camp Kwangsa Ri	Army Active	Yongju	15	35,560	0	0	4	8,000	0	31	12.1	0	0	0
Camp Long	Army Active	Wonju	121	309,235	0	0	8	13,007	0	85	93.7	62	10	280
Camp Market	Army Active	Inchon	64	604,057	0	0	39	588,090	0	119	197.6	5	3	486
Camp Red Cloud	Army Active	Uijong Bu	245	1,405,016	0	0	0	0	0	208	382.2	1,033	116	1,364
Camp Red Cloud (Bullseye 01)	Army Active	Yongchon	95	253,157	0	0	0	0	0	2,457	79.9	0	0	8
Camp Red Cloud (Bullseye 02)	Army Active	Paju	0	0	0	0	0	0	0	255	0.6	0	0	0
Camp Stanley	Army Active	Uijong Bu	288	1,604,443	0	0	1	109	0	605	419.1	987	6	384
Camp Walker	Army Active	Taegu	228	1,155,297	0	0	0	0	1	195	301.6	596	88	758
Camp Yongin	Army Active	Suwon	6	44,616	0	0	3	9,240	0	8	15.5	0	0	19
Chang San	Army Active	Pusan	13	12,838	0	0	0	0	2	26	5.1	0	0	0
Far East Dist Engr	Army Active	Seoul	32	111,986	0	0	14	76,982	0	11	44.3	2	136	382
Gun Training Area	Army Active	Tong Du Chon	0	0	0	0	0	0	0	195	0.0	0	0	0
H220 Heliport	Army Active	Tong Du Chon	52	240,669	0	0	0	0	0	52	63.7	5	5	256
K-16 AB	Army Active	Songnam	50	362,122	1	140,657	18	268,539	0	208	213.2	689	3	301
Kamaksan ASA	Army Active	Tong Du Chon	5	5,286	0	0	0	0	0	49	2.7	0	0	10
Kunsan POL Terminal Site	Army Active	Kunsan	3	5,728	0	0	0	0	0	17	8.2	0	0	0
Madison Site	Army Active	Suwon	11	8,638	0	0	0	0	0	22	8.1	0	0	0
Masan Ammunition Depot	Army Active	Masan	17	57,265	0	0	0	0	0	1,060	17.8	0	2	5
Niblo Barracks	Army Active	Seoul	11	28,505	0	0	2	6,345	0	7	10.2	54	0	51
Pusan Storage Facility	Army Active	Pusan	58	391,616	0	0	7	14,406	3	69	97.3	5	5	181
Pyongtaek Complex Area	Army Active	Pyong Taek	7	5,255	0	0	0	0	0	160	8.3	0	7	87
Shinbuk Relay	Army Active	Pochon	3	4,776	0	0	0	0	0	13	6.5	0	0	0
Sungnam Golf Course	Army Active	Songnam	0	0	0	0	10	60,983	0	230	29.6	0	0	145
Swiss and Swed Camp Mac HQ	Army Active	Munsan	24	31,781	0	0	0	0	0	0	10.0	0	0	4
Tango	Army Active	Songnam	23	179,970	0	0	6	77,561	0	241	70.2	0	0	0
Watkins Range	Army Active	Tong Du Chon	0	0	0	0	0	0	0	13	0.0	0	0	0
Yong Pyong	Army Active	Yongpyong	74	186,834	0	0	0	0	0	3,347	77.3	2	1	133
Yongsan Garrison	Army Active	Seoul	753	4,698,812	50	1,337,456	196	1,100,566	0	626	1,490.0	4,133	977	6,427
** OTHER SITE(S): 15			71	101,507	0	0	8	67,648	6	57	45.2	97	2	66
South Korea Total:			4,333	27,140,048	201	1,667,113	448	3,727,598	81	19,963	8,222.3	20,422	1,997	21,844

* Sites which have assets with a DoD legal interest, excludes State owned assets.

** US Locations that do not meet criteria of at least ten (10) Acres AND at least \$10M PRV. US Territories and Non-US Locations that do not meet criteria of at least ten (10) Acres OR at least \$10M PRV.

DEPARTMENT OF DEFENSE - Army
Base Structure Report - As of 30 Sept 2008

SITE *	BRAC 2005	COMPONENT	NAME NEAREST CITY	BUILDINGS						ACRES OWNED	TOTAL ACRES	PRV (\$M)	MIL	CIV	OTHER
				OWNED		LEASED		OTHER							
				COUNT	SQFT	COUNT	SQFT	COUNT	SQFT						
			Overseas Total:	13,257	59,668,373	3,345	13,038,515	8,516	107,841,857	130	169,714	47,489.1	66,172	11,068	62,906
			Worldwide Totals By Reporting Component:	93,528	685,150,074	5,694	27,221,343	47,611	247,930,172	11,360,642	14,304,627	250,728.8	843,404	179,214	358,509

* Sites which have assets with a DoD legal interest, excludes State owned assets.

** US Locations that do not meet criteria of at least ten (10) Acres AND at least \$10M PRV. US Territories and Non-US Locations that do not meet criteria of at least ten (10) Acres OR at least \$10M PRV.

DEPARTMENT OF DEFENSE - Navy
Base Structure Report - As of 30 Sept 2008

SITE *	BRAC 2005	COMPONENT	NAME NEAREST CITY	BUILDINGS						ACRES OWNED	TOTAL ACRES	PRV (\$M)	MIL	CIV	OTHER
				OWNED		LEASED		OTHER							
				COUNT	SQFT	COUNT	SQFT	COUNT	SQFT						
Alabama															
Barin Field		Navy Active	Foley	7	16,115	0	0	0	0	763	818	35.7	0	0	0
NOLF Brewton		Navy Active	Brewton	0	0	2	1,070	0	0	0	653	26.0	0	0	0
NOLF Evergreen		Navy Active	Evergreen	0	0	1	7,650	0	0	132	440	18.2	0	0	0
NOLF Silverhill		Navy Active	Daphne	2	1,443	0	0	0	0	400	400	20.8	0	0	0
NOLF Summerdale		Navy Active	Summerdale	1	1,024	0	0	0	0	565	565	25.1	0	0	0
NOLF Wolf		Navy Active	Summerdale	1	240	0	0	0	0	422	422	27.2	0	0	0
** OTHER SITE(S): 11				35	107,544	0	0	1	4,971	17	135	23.7	898	0	0
Alabama Total:				46	126,366	3	8,720	1	4,971	2,299	3,433	176.7	898	0	0
Alaska															
Back Island		Navy Active	Ketchikan	3	23,756	0	0	0	0	0	15	55.2	0	0	0
NARL Barrow Camp Tr1		Navy Active	Barrow	4	34,052	0	0	0	0	639	639	18.3	0	0	0
** OTHER SITE(S): 6				2	29,112	0	0	2	67,000	5,624	5,630	32.3	87	0	0
Alaska Total:				9	86,920	0	0	2	67,000	6,263	6,284	105.8	87	0	0
Arizona															
** OTHER SITE(S): 3				19	105,665	0	0	0	0	287	310	26.8	1,544	0	0
Arizona Total:				19	105,665	0	0	0	0	287	310	26.8	1,544	0	0
California															
C3F Complex		Navy Active	San Diego	14	263,082	0	0	0	0	91	91	109.9	0	0	0
Capehart Housing 3 Mugu	R	Navy Active	Camarillo	78	462,884	0	0	0	0	52	52	100.4	0	0	0
CSO Hunters Point Annex		Navy Active	San Francisco	155	2,665,462	0	0	0	0	922	922	1,413.5	0	0	0
CSO NAS Alameda		Navy Active	Alameda	337	5,255,623	0	0	0	0	2,559	2,718	2,510.2	0	0	0
CSO NS Treasure Island		Navy Active	San Francisco	132	1,806,684	1	30,000	0	0	1,139	1,141	813.0	1	0	0
CSO NSY Long Beach		Navy Active	Long Beach	23	667,535	0	0	0	0	390	396	254.1	0	0	0
CSO NSY Mare Island		Navy Active	Vallejo	103	909,489	0	0	0	0	860	860	600.7	0	0	0
CSO PWC San Francisco DoD Hsg- Novato		Navy Active	Novato	6	67,406	0	0	0	0	15	15	12.0	0	0	0
Estero Bay Fuel Complex	R	Navy Active	Morro Bay	6	1,840	0	0	0	0	175	175	111.3	0	0	0
Former NAVPHIBASE Coronado		Navy Active	Coronado	157	1,646,150	0	0	166	790,366	760	1,019	831.9	461	13	0
Fuel Farm		Navy Active	San Diego	63	83,502	0	0	0	0	206	206	178.2	0	0	0
Holtville Carrier LS		Navy Active	El Centro	0	0	0	0	0	0	110	110	15.9	0	0	0
Laguna Peak CA	R	Navy Active	Point Mugu	10	14,325	0	0	0	0	39	39	12.1	0	0	0
Long Beach Fuel Complex		Navy Active	Long Beach	5	5,711	0	0	0	0	11	11	21.7	0	0	0
Long Beach Golf Course		Navy Active	Los Alamitos	2	27,380	10	14,635	0	0	0	254	20.9	0	0	0
NAF El Centro		Navy Active	El Centro	200	961,549	0	0	58	145,657	1,636	1,711	610.0	839	551	0

* Sites which have assets with a DoD legal interest, excludes State owned assets.

** US Locations that do not meet criteria of at least ten (10) Acres AND at least \$10M PRV. US Territories and Non-US Locations that do not meet criteria of at least ten (10) Acres OR at least \$10M PRV.

DEPARTMENT OF DEFENSE - Navy
Base Structure Report - As of 30 Sept 2008

SITE *	BRAC 2005	COMPONENT	NAME NEAREST CITY	BUILDINGS						ACRES OWNED	TOTAL ACRES	PRV (\$M)	MIL	CIV	OTHER
				OWNED		LEASED		OTHER							
				COUNT	SQFT	COUNT	SQFT	COUNT	SQFT						
NAS Lemoore		Navy Active	Lemoore NAS	252	3,133,723	0	0	875	2,939,887	29,823	29,823	2,240.0	3,865	485	0
NAS North Island Clev NF Survival Tra		Navy Active	Warner Springs	42	45,265	0	0	0	0	0	6,106	11.5	0	0	0
NAS North Island Imperial Beach		Navy Active	Imperial Beach	80	711,416	0	0	0	0	1,402	1,402	309.3	0	0	0
NAS North Island Lofgren Terrace		Navy Active	Chula Vista	0	0	0	0	53	375,010	37	37	44.6	0	0	0
NAS North Island San Diego		Navy Active	San Diego	595	7,580,761	0	0	0	0	2,803	2,804	3,451.7	14,702	3,952	0
NAS North Island Silver Strand		Navy Active	Imperial Beach	8	73,030	0	0	0	0	549	549	24.3	0	0	0
Naval Medical Center San Diego		Navy Active	San Diego	25	1,574,138	0	0	0	0	76	76	688.9	3,825	2,534	0
NAVBASE Ventura City Point Mugu	R	Navy Active	Point Mugu	530	3,247,328	1	12	357	671,621	4,484	4,484	1,620.6	1,403	1,266	0
NAVPHIBASE Seal Side		Navy Active	Coronado	31	460,231	0	0	0	0	72	72	130.1	0	0	0
NAVPMOSSP Mtn View		Navy Active	Mountain View	10	785,777	0	0	0	0	343	343	302.7	0	0	0
NAVSUBASE San Diego		Navy Active	San Diego	131	887,011	0	0	0	0	334	336	393.5	4,369	8,766	15
NAVSUBASE San Diego Admiral Hartman Housing 1		Navy Active	San Diego	0	0	0	0	92	150,343	46	46	42.6	0	0	0
NAVSUBASE San Diego Admiral Hartman Housing 3		Navy Active	San Diego	0	0	0	0	292	495,655	54	54	54.4	0	0	0
NAVSUBASE San Diego Chesterton Hsg		Navy Active	San Diego	1	6,863	0	0	435	810,605	144	144	119.4	0	0	0
NAVSUBASE San Diego Fleet ASW		Navy Active	San Diego	39	913,447	0	0	0	0	11	43	301.1	5	0	0
NAVSUPPDET Monterey		Navy Active	Monterey	70	912,295	0	0	0	0	191	192	414.0	1,726	1,396	0
NAVSUPPDET Monterey Centerville Beach		Navy Active	Ferndale	76	196,147	0	0	0	0	47	49	45.7	0	0	0
NAVSUPPDET Monterey Dixon Transmitter Fac		Navy Active	Dixon	25	78,248	0	0	0	0	1,285	1,285	103.5	0	0	0
NAVSUPPDET Monterey La Mesa Village		Navy Active	Monterey	16	81,188	0	0	254	883,831	298	299	155.1	0	0	0
NAVSUPPDET Monterey Navy School Annex		Navy Active	Monterey	32	166,262	0	0	0	0	120	128	79.0	0	0	0
NAWS China Lake	A	Navy Active	China Lake	257	1,659,124	0	0	0	0	606,885	606,926	1,362.0	598	3,372	0
NAWS China LakeRandsburg Wash Area	A	Navy Active	Trona	42	156,253	0	0	0	0	186,994	187,117	71.1	0	0	0
Norwalk Fuel Complex		Navy Active	Norwalk	1	676	0	0	0	0	17	18	25.7	0	0	0
NOSC Alameda		Navy Active	Alameda	5	84,892	0	0	0	0	15	15	22.5	746	0	0
NOSC LA		Navy Active	Los Angeles	7	123,972	0	0	0	0	0	23	31.1	901	0	0
NOSC LA N62103		Navy Active	Los Angeles	6	142,462	0	0	0	0	11	11	34.6	0	0	0
NOSC Sacramento		Navy Active	Sacramento	4	48,908	0	0	0	0	20	20	13.1	598	0	0
NS Long Beach		Navy Active	Long Beach	2	412	0	0	0	0	776	776	39.5	58	0	0
NS San Diego		Navy Active	San Diego	177	2,601,151	0	0	4	26,572	837	856	1,499.5	15,355	3,817	4
NS San Diego Bayview Hills Housing		Navy Active	San Diego	1	5,500	0	0	199	1,622,259	162	162	191.4	0	0	0
NS San Diego Broadway Complex		Navy Active	San Diego	8	768,797	0	0	0	0	20	22	151.8	0	0	0
NS San Diego Chollas Heights Hsg		Navy Active	San Diego	0	0	0	0	91	556,930	78	78	68.9	0	0	0

* Sites which have assets with a DoD legal interest, excludes State owned assets.

** US Locations that do not meet criteria of at least ten (10) Acres AND at least \$10M PRV. US Territories and Non-US Locations that do not meet criteria of at least ten (10) Acres OR at least \$10M PRV.

DEPARTMENT OF DEFENSE - Navy
Base Structure Report - As of 30 Sept 2008

SITE *	BRAC 2005	COMPONENT	NAME NEAREST CITY	BUILDINGS						ACRES OWNED	TOTAL ACRES	PRV (\$M)	MIL	CIV	OTHER
				OWNED		LEASED		OTHER							
				COUNT	SQFT	COUNT	SQFT	COUNT	SQFT						
NS San Diego Dryside		Navy Active	San Diego	123	2,773,635	0	0	1	194,222	288	288	724.8	0	0	0
NS San Diego Eucalyptus Housing		Navy Active	San Diego	0	0	0	0	57	487,888	41	41	53.6	0	0	0
NS San Diego Home Terrace Condos		Navy Active	San Diego	0	0	0	0	27	126,482	10	10	15.5	0	0	0
NS San Diego Howard Gilmore		Navy Active	La Mesa	0	0	0	0	49	626,117	50	50	78.4	0	0	0
NS San Diego Mission Gorge		Navy Active	San Diego	15	28,606	0	0	0	0	448	448	32.4	0	0	0
NS San Diego Murphy Canyon		Navy Active	San Diego	4	30,360	0	0	1,087	4,454,900	733	733	676.6	0	0	0
NS San Diego National City		Navy Active	National City	2	224,103	0	0	0	0	56	56	29.7	0	0	0
NS San Diego Pomerado Terrace		Navy Active	San Diego	0	0	0	0	23	263,281	52	52	32.3	0	0	0
NS San Diego Terrace View Villas		Navy Active	San Diego	0	0	0	0	65	243,956	17	17	28.5	0	0	0
NWS Seal Beach		Navy Active	Seal Beach	312	1,906,766	0	0	38	453,117	5,023	5,023	784.2	342	0	0
NWS Seal Beach Corona		Navy Active	Norco	51	333,799	0	0	0	0	590	590	152.0	0	0	0
NWS Seal Beach Det Concord	R	Navy Active	Concord	490	1,840,298	0	0	0	0	6,691	7,426	1,083.2	0	0	0
NWS Seal Beach Fallbrook California		Navy Active	Fallbrook	268	1,045,526	0	0	7	13,953	8,851	8,851	454.4	0	0	0
Old Town		Navy Active	San Diego	13	916,665	0	0	0	0	47	47	386.5	0	0	0
Port Hueneme	R	Navy Active	Port Hueneme	413	4,895,865	47	375,248	196	725,084	1,793	1,793	1,736.4	3,050	3,258	0
San Clemente		Navy Active	San Clemente Nav Res I	204	486,249	0	0	0	0	36,206	36,206	471.8	0	0	0
San Nicolas Island	R	Navy Active	San Nicolas Island	145	384,240	0	0	0	0	13,370	13,370	584.4	0	0	0
San Pedro Fuel Depot		Navy Active	Los Angeles	27	33,888	0	0	0	0	269	272	173.8	0	0	0
Santa Cruz Island	R	Navy Active	Goleta	10	16,760	0	0	0	0	0	11	21.2	0	0	0
Skaggs Island		Navy Active	Skaggs Island	107	237,753	0	0	0	0	3,309	3,309	132.6	0	0	0
SPAWARSSYSCEN		Navy Active	San Diego	257	1,518,519	0	0	0	0	500	501	594.7	0	0	0
** OTHER SITE(S): 145				1,260	4,644,256	5	510,401	507	1,475,230	339,161	399,057	2,178.0	1,465	1	0
California Total:				7,465	62,601,187	64	930,296	4,933	18,532,966	1,264,405	1,332,168	32,084.7	54,309	29,411	19

Colorado

NOSC Denver		Navy Active	Lakewood	4	99,980	0	0	0	0	0	15	29.1	231	1	0
** OTHER SITE(S): 1				0	0	0	0	1	17,707	0	2	3.8	1,806	21	0
Colorado Total:				4	99,980	0	0	1	17,707	0	17	32.8	2,037	22	0

Connecticut

NAVSUBASE New London		Navy Active	Groton	259	2,838,933	0	0	18	78,606	686	687	1,270.2	8,575	858	0
NAVSUBASE New London Conning Towers		Navy Active	Groton	4	26,015	0	0	79	220,200	50	50	41.5	0	0	0
NAVSUBASE New London Dolphin Gardens		Navy Active	Groton	1	47,779	0	0	0	0	40	40	12.1	0	0	0
NAVSUBASE New London Nautilus Park 1st Inc		Navy Active	Groton	1	18,018	0	0	500	660,563	50	50	93.8	0	0	0

* Sites which have assets with a DoD legal interest, excludes State owned assets.

** US Locations that do not meet criteria of at least ten (10) Acres AND at least \$10M PRV. US Territories and Non-US Locations that do not meet criteria of at least ten (10) Acres OR at least \$10M PRV.

DEPARTMENT OF DEFENSE - Navy
Base Structure Report - As of 30 Sept 2008

SITE *	BRAC 2005	COMPONENT	NAME NEAREST CITY	BUILDINGS						ACRES OWNED	TOTAL ACRES	PRV (\$M)	MIL	CIV	OTHER
				OWNED		LEASED		OTHER							
				COUNT	SQFT	COUNT	SQFT	COUNT	SQFT						
NAVSUBASE New London Nautilus Park 2nd Inc		Navy Active	Groton	0	0	0	0	263	647,714	142	142	83.4	0	0	0
NAVSUBASE New London Nautilus Park 3rd Inc		Navy Active	Groton	3	30,571	0	0	1	5,421	115	115	12.6	0	0	0
NAVSUBASE New London Polaris Park		Navy Active	Groton	23	26,254	0	0	68	373,001	52	52	46.8	0	0	0
NAVSUBASE New London Trident Park		Navy Active	Groton	1	400	0	0	154	605,514	85	86	76.9	0	0	0
NWIRP Bloomfield		Navy Active	Bloomfield	6	93,031	0	0	0	0	85	85	45.9	0	0	0
** OTHER SITE(S): 5				8	44,984	0	0	0	0	42	65	13.1	294	0	0
Connecticut Total:				306	3,125,985	0	0	1,083	2,591,019	1,345	1,372	1,696.2	8,869	858	0
Delaware															
** OTHER SITE(S): 1				2	34,530	0	0	0	0	8	8	8.5	280	0	0
Delaware Total:				2	34,530	0	0	0	0	8	8	8.5	280	0	0
District of Columbia															
Bellevue		Navy Active	Washington, DC	190	314,976	0	0	0	0	60	60	40.2	0	0	0
Naval Research Lab		Navy Active	Washington, DC	89	2,515,934	0	0	0	0	131	133	897.8	0	0	0
NDept Potomac Annex		Navy Active	Washington, DC	16	186,212	0	0	0	0	12	12	40.3	0	0	0
NS Anacostia		Navy Active	Washington, DC	60	1,006,149	0	0	0	0	299	351	426.5	2,805	1,852	0
NSA North Potomac		Navy Active	Washington, DC	33	172,208	0	0	0	0	72	72	57.2	0	0	0
NSA Washington		Navy Active	Washington, DC	86	3,212,604	0	0	0	0	78	78	904.1	7,719	15,908	38
** OTHER SITE(S): 5				2	40,872	0	0	0	0	1	11	15.2	4	10	0
District of Columbia Total:				476	7,448,955	0	0	0	0	654	716	2,381.4	10,528	17,770	38
Florida															
Corry Station		Navy Active	Pensacola	113	1,775,291	0	0	100	267,610	673	674	499.2	39	1	0
CSO Cecil Field FL NAS		Navy Active	Cecil Field	32	246,168	0	0	0	0	415	415	499.4	0	0	0
CSO Orlando FL NTC Annex		Navy Active	Orlando	100	690,966	0	0	0	0	704	704	159.1	0	0	0
Dredgers Key-Sigsbee		Navy Active	Key West	45	323,290	0	0	235	943,899	352	352	245.7	0	0	0
Fleming Key Magazine		Navy Active	Key West	33	52,867	0	0	0	0	322	323	34.3	0	0	0
NAS Jacksonville		Navy Active	Jacksonville	498	6,986,152	2	90,000	175	512,323	3,842	3,881	2,369.1	8,553	9,901	8
NAS Jacksonville Yellow Water Housing		Navy Active	Jacksonville	4	6,193	0	0	40	260,240	254	254	34.7	0	0	0
NAS Key West		Navy Active	Stock Island	127	716,885	0	0	0	0	3,977	4,734	570.4	1,286	318	19
NAS Key West Peary Court		Navy Active	Key West	9	40,586	0	0	41	182,878	28	28	33.9	0	0	0
NAS Key West Truman Annex		Navy Active	Key West	36	354,860	0	0	37	114,543	159	233	168.6	0	0	0
NAS Key West Trumbo Point Annex		Navy Active	Key West	24	312,941	0	0	64	197,775	129	137	210.7	0	0	0

* Sites which have assets with a DoD legal interest, excludes State owned assets.

** US Locations that do not meet criteria of at least ten (10) Acres AND at least \$10M PRV. US Territories and Non-US Locations that do not meet criteria of at least ten (10) Acres OR at least \$10M PRV.

DEPARTMENT OF DEFENSE - Navy
Base Structure Report - As of 30 Sept 2008

SITE *	BRAC 2005	COMPONENT	NAME NEAREST CITY	BUILDINGS						ACRES OWNED	TOTAL ACRES	PRV (\$M)	MIL	CIV	OTHER
				OWNED		LEASED		OTHER							
				COUNT	SQFT	COUNT	SQFT	COUNT	SQFT						
NAS Pensacola		Navy Active	Pensacola	396	6,422,836	0	0	138	641,678	5,540	5,761	2,105.4	10,800	3,856	0
NAS Pensacola Mariner Housing		Navy Active	Pensacola	0	0	300	354,732	0	0	0	147	35.1	0	0	0
NAS Whiting Field Milton		Navy Active	Milton	133	1,028,324	0	0	0	0	3,533	3,914	628.3	73	0	0
Naval Hospital Key West		Navy Active	Key West	5	69,156	0	0	5	9,175	15	15	32.0	0	0	0
NOLF Choctaw		Navy Active	Navarre	5	14,412	0	0	0	0	0	1,450	89.0	0	0	0
NOLF Holley		Navy Active	Navarre	1	1,024	0	0	0	0	698	698	38.0	0	0	0
NOLF Santa Rosa		Navy Active	Milton	2	1,517	0	0	0	0	738	738	58.5	0	0	0
NOLF Spencer		Navy Active	Pace	3	4,195	0	0	0	0	640	640	36.3	0	0	0
NOSC Miami		Navy Active	Hialeah	2	62,752	0	0	0	0	20	20	13.1	471	0	0
NOTU Cape Canaveral		Navy Active	Cape Canaveral	0	0	0	0	72	435,373	0	250	182.9	0	0	0
NS Mayport		Navy Active	Jacksonville	263	2,197,033	1	12,642	363	948,186	3,002	3,230	1,050.6	4,109	437	0
NS Mayport FISC		Navy Active	Jacksonville	30	38,634	0	0	0	0	181	181	68.5	0	0	0
NS Mayport Ribault Bay Village		Navy Active	Atlantic Beach	2	25,132	0	0	120	637,218	158	158	74.3	0	0	0
NSA Orlando		Navy Active	Orlando	4	233,557	2	51,872	0	0	41	41	69.9	0	28	50
NSA Panama City		Navy Active	Panama City	176	1,212,940	17	98,565	38	90,029	622	669	404.1	156	0	0
OLF Bronson		Navy Active	Pensacola	23	11,405	0	0	0	0	967	1,098	29.1	0	0	0
OLF Whitehouse		Navy Active	Jacksonville	8	11,317	0	0	0	0	1,908	2,565	36.0	0	0	0
Pinecastle E.W. Range		Navy Active	Altoona	12	6,775	0	0	0	0	0	5,900	11.0	0	0	0
Saufley Field		Navy Active	Pensacola	73	703,500	0	0	1	4,072	882	895	307.2	0	0	0
Whiting Pines		Navy Active	Milton	3	8,715	0	0	279	414,742	0	98	56.2	0	0	0
** OTHER SITE(S): 62				63	302,066	28	489,934	41	331,722	4,795	17,308	250.5	2,307	3	4
Florida Total:				2,225	23,861,489	350	1,097,745	1,749	5,991,463	34,592	57,508	10,401.1	27,794	14,544	81
Georgia															
Dobbins AFB	C	Navy Active	Dobbins AFB	12	74,019	0	0	0	0	0	37	28.7	112	0	0
NAS Atlanta	C	Navy Active	Marietta	74	392,400	0	0	0	0	107	107	142.7	1,795	100	0
NAVSUBASE Kings Bay		Navy Active	Kings Bay	369	4,968,963	0	0	166	857,760	14,465	16,616	2,317.0	3,988	1,649	0
NOSC-MCRC Atlanta		Navy Active	Marietta	2	100,336	0	0	0	0	0	18	19.9	651	0	0
NSA Athens	C	Navy Active	Athens	64	327,791	0	0	0	0	58	58	76.1	243	70	0
** OTHER SITE(S): 8				28	115,558	0	0	9	77,103	79	130	38.2	384	0	0
Georgia Total:				549	5,979,067	0	0	175	934,863	14,709	16,965	2,622.6	7,173	1,819	0
Guam															
Agana		Navy Active	Agana	1	220	0	0	0	0	1	10	21.2	0	0	0
Andersen AFB		Navy Active	Andersen AB	13	59,492	0	0	1	168	0	0	125.8	0	0	0
CSO Agana Guam NAS		Navy Active	Agana	419	1,191,153	0	0	1	10,600	0	0	1,194.9	4	0	0
GLUP 94 BRAC IV		Navy Active	Agana	18	43,169	0	0	0	0	0	0	46.6	0	0	0
Naval Hospital		Navy Active	Agana	0	0	0	0	0	0	26	26	0.0	0	0	0
NAVBASE Guam		Navy Active	Agana	985	4,812,210	0	0	0	0	17,217	17,447	5,353.7	30	0	0

* Sites which have assets with a DoD legal interest, excludes State owned assets.

** US Locations that do not meet criteria of at least ten (10) Acres AND at least \$10M PRV. US Territories and Non-US Locations that do not meet criteria of at least ten (10) Acres OR at least \$10M PRV.

DEPARTMENT OF DEFENSE - Navy
Base Structure Report - As of 30 Sept 2008

SITE *	BRAC 2005	COMPONENT	NAME NEAREST CITY	BUILDINGS						ACRES OWNED	TOTAL ACRES	PRV (\$M)	MIL	CIV	OTHER
				OWNED		LEASED		OTHER							
				COUNT	SQFT	COUNT	SQFT	COUNT	SQFT						
NAVBASE Guam Apra Heights		Navy Active	Apra	194	607,416	0	0	0	0	0	3	238.8	9	6	0
NAVBASE Guam Barrigada		Navy Active	Barrigada	23	169,684	0	0	0	0	1,081	1,132	190.4	0	0	0
NAVBASE Guam Finegayan		Navy Active	Finegayan	289	1,108,343	0	0	0	0	2,957	2,979	699.1	0	0	0
NAVBASE Guam Harmon		Navy Active	Dededo	1	220	0	0	0	0	8	12	0.1	0	0	0
NAVBASE Guam Marbo		Navy Active	Mangilao	0	0	0	0	0	0	0	45	4.4	0	0	0
NAVBASE Guam Naval Magazine		Navy Active	Santa Rita	210	651,105	0	0	0	0	17	21	1,134.9	0	0	0
NAVBASE Guam Talofoto		Navy Active	Talofoto	0	0	0	0	0	0	13	13	0.0	0	0	0
NAVBASE Guam Tiyan		Navy Active	Agana	1	895	0	0	0	0	0	22	2.7	0	0	0
NAVHOSP Guam		Navy Active	Naval Supply Depot	22	355,831	0	0	0	0	94	94	311.4	0	0	0
Nimitz Hill		Navy Active	Nimitz Hill	78	227,087	0	0	0	0	211	283	134.7	0	0	0
Sasa Valley		Navy Active	Piti	32	16,847	0	0	0	0	421	432	210.1	0	0	0
Tanguisson Point		Navy Active	Dededo	1	29,205	0	0	0	0	27	27	147.8	0	0	0
Tenjo Vista		Navy Active	Piti	8	2,201	0	0	0	0	0	0	81.5	0	0	0
** OTHER SITE(S): 31				2	9,693	1	157	0	0	0	0	9.3	24	0	0
Guam Total:				2,297	9,284,771	1	157	2	10,768	22,073	22,547	9,907.5	67	6	0
Hawaii															
Aiea		Navy Active	Aiea	22	28,878	0	0	271	497,777	91	91	265.3	0	0	0
CSO Barbers Pt HI		Navy Active	Barbers Point	0	0	0	0	0	0	1,116	1,246	109.6	1	0	0
Ewa		Navy Active	Ewa Beach	1,894	3,357,126	0	0	0	0	3,130	3,144	1,231.0	0	0	0
Honolulu		Navy Active	Pearl Harbor	134	1,131,540	1	54,030	1,864	5,223,169	573	576	1,966.7	0	0	0
Kalaeloa		Navy Active	Barbers Point	165	989,169	0	0	0	0	246	254	549.8	0	0	0
Kamokala Ridge		Navy Active	Kekaha	13	23,582	0	0	0	0	0	89	18.7	0	0	0
Kunia		Navy Active	Kunia	0	0	0	0	10	275,180	0	96	171.1	0	0	0
Makaha Ridge		Navy Active	Kokee	14	23,844	0	0	0	0	0	245	35.9	0	0	0
Manana Housing/Pw Area		Navy Active	Pearl City	1	775	0	0	49	125,391	23	23	42.7	0	0	0
NS Pearl Harbor		Navy Active	Pearl Harbor	633	9,103,227	0	0	289	794,387	7,238	7,292	8,087.9	11,281	8,611	5
PACMISRANFAC Hawaiian Area		Navy Active	Kekaha	204	455,832	0	0	62	96,589	1,933	4,568	533.0	0	0	0
Pearl City		Navy Active	Pearl City	13	223,707	0	0	273	992,863	626	633	484.1	0	0	0
Red Hill		Navy Active	Honolulu	7	11,981	0	0	13	15,796	242	243	953.5	0	0	0
Wahiawa		Navy Active	Wahiawa	95	423,569	0	0	218	651,855	720	743	476.1	0	0	0
Waianae		Navy Active	Lualualei	430	1,099,053	0	0	0	0	9,228	9,229	779.8	0	0	0
Waikale		Navy Active	Waipahu	134	439,967	0	0	0	0	487	488	275.6	0	0	0
Waipahu		Navy Active	Waipahu	24	42,874	0	0	0	0	1,454	1,456	119.3	0	0	0
** OTHER SITE(S): 65				14	54,397	1	8,113	0	0	987	2,183	54.9	27	0	0
Hawaii Total:				3,797	17,409,521	2	62,143	3,049	8,673,007	28,093	32,598	16,154.8	11,309	8,611	5
Idaho															
Bayview Idaho		Navy Active	Bayview	13	77,543	0	0	0	0	22	22	27.3	0	0	0

* Sites which have assets with a DoD legal interest, excludes State owned assets.

** US Locations that do not meet criteria of at least ten (10) Acres AND at least \$10M PRV. US Territories and Non-US Locations that do not meet criteria of at least ten (10) Acres OR at least \$10M PRV.

DEPARTMENT OF DEFENSE - Navy
Base Structure Report - As of 30 Sept 2008

SITE *	BRAC 2005	COMPONENT	NAME NEAREST CITY	BUILDINGS				ACRES OWNED	TOTAL ACRES	PRV (\$M)	MIL	CIV	OTHER		
				OWNED		LEASED								OTHER	
				COUNT	SQFT	COUNT	SQFT							COUNT	SQFT
** OTHER SITE(S): 4				3	3,040	3	38,356	0	0	0	9	9.1	289	0	0
			Idaho Total:	16	80,583	3	38,356	0	0	22	31	36.4	289	0	0
Illinois															
		Navy Active	Highland Park	3	3,567	0	0	93	603,073	206	206	122.2	10	0	0
		Navy Active	Great Lakes	7	858,704	0	0	0	0	0	52	247.3	0	0	0
		Navy Active	Glenview	1	13,876	0	0	124	709,086	93	93	92.8	0	0	0
		Navy Active	Great Lakes	291	8,820,997	0	0	676	2,448,482	1,143	1,148	3,481.6	19,128	5,233	0
** OTHER SITE(S): 13				8	408,826	1	1,593	0	0	493	513	109.0	872	0	0
			Illinois Total:	310	10,105,970	1	1,593	893	3,760,641	1,935	2,012	4,052.9	20,010	5,233	0
Indiana															
		Navy Active	Crane	2,438	10,992,325	0	0	37	70,778	62,433	62,435	3,981.8	0	0	0
** OTHER SITE(S): 2				3	7,184	1	55,519	0	0	461	464	14.6	631	0	0
			Indiana Total:	2,441	10,999,509	1	55,519	37	70,778	62,894	62,899	3,996.4	631	0	0
Iowa															
** OTHER SITE(S): 1				1	42,675	0	0	0	0	4	4	9.1	283	0	0
			Iowa Total:	1	42,675	0	0	0	0	4	4	9.1	283	0	0
Kansas															
** OTHER SITE(S): 1				3	40,462	0	0	0	0	0	8	8.4	208	0	0
			Kansas Total:	3	40,462	0	0	0	0	0	8	8.4	208	0	0
Kentucky															
** OTHER SITE(S): 1				4	35,908	0	0	0	0	5	5	7.6	339	0	0
			Kentucky Total:	4	35,908	0	0	0	0	5	5	7.6	339	0	0
Louisiana															
		Navy Active	Belle Chasse	199	1,435,364	0	0	0	0	5,009	5,009	696.7	1,523	32	0
		Navy Active	New Orleans	5	69,597	0	0	0	0	13	13	16.2	20	0	0
		Navy Active	New Orleans	72	719,840	0	0	0	0	188	199	242.2	1,708	495	0
		Navy Active	New Orleans	8	785,489	0	0	0	0	25	26	258.7	953	0	0
** OTHER SITE(S): 4				21	102,207	0	0	0	0	6	22	22.3	627	0	0
			Louisiana Total:	305	3,112,497	0	0	0	0	5,241	5,268	1,236.1	4,831	527	0

* Sites which have assets with a DoD legal interest, excludes State owned assets.

** US Locations that do not meet criteria of at least ten (10) Acres AND at least \$10M PRV. US Territories and Non-US Locations that do not meet criteria of at least ten (10) Acres OR at least \$10M PRV.

DEPARTMENT OF DEFENSE - Navy
Base Structure Report - As of 30 Sept 2008

SITE *	BRAC 2005	COMPONENT	NAME NEAREST CITY	BUILDINGS						ACRES OWNED	TOTAL ACRES	PRV (\$M)	MIL	CIV	OTHER
				OWNED		LEASED		OTHER							
				COUNT	SQFT	COUNT	SQFT	COUNT	SQFT						
Maine															
NAS Brunswick	R	Navy Active	Brunswick	222	1,560,587	0	0	0	0	3,265	3,287	701.1	2,545	629	0
NAS Brunswick McKean Street	R	Navy Active	Brunswick	187	362,494	0	0	0	0	70	75	42.2	0	0	0
NAS Brunswick NCTS Cutler VLF Area	R	Navy Active	Cutler	38	125,125	0	0	0	0	2,805	2,805	78.7	0	0	0
NAS Brunswick Topsham	R	Navy Active	Topsham	62	295,581	0	0	0	0	91	91	50.8	145	0	0
NSY Portsmouth		Navy Active	Kittery	291	3,370,348	0	0	0	0	309	309	1,196.2	67	4,124	0
** OTHER SITE(S): 18				37	68,555	0	0	0	0	12,602	12,611	24.7	33	0	0
Maine Total:				837	5,782,690	0	0	0	0	19,143	19,179	2,093.8	2,790	4,753	0
Maryland															
Blossom Point MD		Navy Active	La Plata	20	48,279	0	0	0	0	0	265	17.8	0	0	0
Glenn Forest		Navy Active	Lexington Park	0	0	0	0	58	438,608	139	139	47.4	0	0	0
NAF Washington		Navy Active	Andrews AFB	24	468,559	0	0	5	39,603	0	119	213.8	393	0	0
NAS Patuxent River		Navy Active	Patuxent River	500	5,606,066	0	0	285	668,027	6,398	6,398	2,467.8	2,030	6,748	1
National Naval Medical Center Bethesda		Navy Active	Bethesda	85	2,788,321	0	0	0	0	242	243	1,002.3	3,577	3,107	0
Naval Academy North Severn		Navy Active	Annapolis	29	194,541	0	0	1	4,024	527	527	76.1	10	0	0
NMIC Suitland		Navy Active	Suitland	5	517,564	0	0	0	0	42	42	152.3	0	0	0
NSA Annapolis		Navy Active	Annapolis	91	3,661,328	0	0	103	634,134	355	356	1,375.3	0	0	0
NSA Annapolis Chesapeake Bay Detach		Navy Active	Solomons	72	191,882	0	0	0	0	168	168	72.6	0	0	0
NSA Annapolis Gambrills Md		Navy Active	Annapolis	58	109,754	0	0	0	0	856	856	23.1	0	0	0
NSA Annapolis Naval Station		Navy Active	Annapolis	64	346,074	0	0	51	255,414	278	278	206.4	0	0	0
NSWC Carderock		Navy Active	Bethesda	74	1,675,747	0	0	0	0	186	186	481.0	0	0	0
NSWC Indian Head		Navy Active	Indian Head	1,015	2,500,091	0	0	80	372,836	1,961	1,961	988.1	502	3	0
Solomons Island, Md		Navy Active	Solomons	126	272,430	0	0	1	5,340	295	295	67.2	0	0	0
Stump Neck Area		Navy Active	Indian Head	86	251,860	0	0	0	0	1,087	1,087	79.0	0	0	0
Webster Field		Navy Active	Saint Inigoes	69	481,247	0	0	0	0	968	968	224.8	0	0	0
White Plains RR		Navy Active	White Plains	0	0	0	0	0	0	165	165	14.8	0	0	0
** OTHER SITE(S): 33				39	98,785	4	74,832	1	97	6,273	6,972	47.4	825	0	0
Maryland Total:				2,357	19,212,528	4	74,832	585	2,418,083	19,942	21,026	7,557.3	7,337	9,858	1
Massachusetts															
CSO South Weymouth MA NAS		Navy Active	Weymouth	162	777,780	0	0	0	0	1,444	1,518	445.7	0	0	0
NAS South Weymouth Squantum Housing		Navy Active	Weymouth	38	107,962	0	0	0	0	28	28	12.7	0	0	0
NAVPRO Pittsfield		Navy Active	Pittsfield	5	566,151	0	0	0	0	30	30	200.9	0	0	0
NWIRP Bedford		Navy Active	Bedford	6	275,969	0	0	0	0	46	79	109.9	0	0	0

* Sites which have assets with a DoD legal interest, excludes State owned assets.

** US Locations that do not meet criteria of at least ten (10) Acres AND at least \$10M PRV. US Territories and Non-US Locations that do not meet criteria of at least ten (10) Acres OR at least \$10M PRV.

DEPARTMENT OF DEFENSE - Navy
Base Structure Report - As of 30 Sept 2008

SITE *	BRAC 2005	COMPONENT	NAME NEAREST CITY	BUILDINGS				ACRES OWNED	TOTAL ACRES	PRV (\$M)	MIL	CIV	OTHER		
				OWNED		LEASED								OTHER	
				COUNT	SQFT	COUNT	SQFT							COUNT	SQFT
** OTHER SITE(S): 11				12	167,276	9	108,179	2	29,290	102	103	83.0	361	0	0
Massachusetts Total:				223	1,895,138	9	108,179	2	29,290	1,650	1,757	852.2	361	0	0
Michigan															
NOSC Battle Creek				6	56,916	0	0	0	0	26	158	13.1	383	0	0
** OTHER SITE(S): 6				11	144,984	0	0	9	89,152	10	906	56.7	1,877	0	0
Michigan Total:				17	201,900	0	0	9	89,152	36	1,064	69.7	2,260	0	0
Minnesota															
NOSC Minneapolis				1	89,047	0	0	0	0	12	12	24.3	1,336	0	0
NOSC Saint Paul MN				4	36,471	0	0	0	0	10	11	13.6	109	0	0
** OTHER SITE(S): 4				14	36,400	2	2,496	0	0	84	186	12.5	19	0	0
Minnesota Total:				19	161,918	2	2,496	0	0	106	209	50.4	1,464	0	0
Mississippi															
CBC Gulfport				206	3,639,300	0	0	165	633,556	1,094	1,169	769.7	3,400	1,502	0
CBC Gulfport Lakeside Housing				6	126,155	0	0	0	0	33	33	37.9	0	0	0
CBC Gulfport Sand Hill Housing				80	321,022	0	0	0	0	0	75	50.3	0	0	0
NAS Meridian				169	1,374,502	0	0	354	655,511	8,061	8,065	694.2	1,003	0	0
OLF Bravo				6	6,443	0	0	0	0	1,255	1,463	43.1	0	0	0
** OTHER SITE(S): 9				44	306,183	1	3,526	74	939,340	3,429	8,209	342.7	368	1	0
Mississippi Total:				511	5,773,605	1	3,526	593	2,228,407	13,872	19,013	1,937.9	4,771	1,503	0
Missouri															
NOSC Kansas City				2	49,992	0	0	0	0	0	10	10.4	422	0	0
** OTHER SITE(S): 6				13	95,862	1	76,940	0	0	24	27	36.6	1,363	0	0
Missouri Total:				15	145,854	1	76,940	0	0	24	37	47.0	1,785	0	0
Montana															
** OTHER SITE(S): 2				3	20,601	0	0	1	17,000	0	5	9.4	245	0	0
Montana Total:				3	20,601	0	0	1	17,000	0	5	9.4	245	0	0
Nebraska															
** OTHER SITE(S): 2				2	39,107	0	0	0	0	7	7	8.6	599	0	0
Nebraska Total:				2	39,107	0	0	0	0	7	7	8.6	599	0	0

* Sites which have assets with a DoD legal interest, excludes State owned assets.

** US Locations that do not meet criteria of at least ten (10) Acres AND at least \$10M PRV. US Territories and Non-US Locations that do not meet criteria of at least ten (10) Acres OR at least \$10M PRV.

DEPARTMENT OF DEFENSE - Navy
Base Structure Report - As of 30 Sept 2008

SITE *	BRAC 2005	COMPONENT	NAME NEAREST CITY	BUILDINGS						ACRES OWNED	TOTAL ACRES	PRV (\$M)	MIL	CIV	OTHER
				OWNED		LEASED		OTHER							
				COUNT	SQFT	COUNT	SQFT	COUNT	SQFT						
Nevada															
Hawthorne Nevada		Navy Active	Hawthorne	0	0	2	15,356	37	332,796	0	15	124.8	0	0	0
NAS Fallon		Navy Active	Fallon	284	1,784,121	0	0	158	261,945	7,907	8,351	1,184.8	1,052	175	0
NAS Fallon EW Range Fac		Navy Active	Fallon	5	31,182	0	0	0	0	9,628	81,840	48.7	0	0	0
NAS Fallon Target B-16		Navy Active	Fallon	1	480	0	0	0	0	27,253	27,259	19.0	0	0	0
NAS Fallon Target B-17		Navy Active	Fallon	2	4,480	0	0	0	0	21,400	21,440	24.8	0	0	0
NAS Fallon Target B-19		Navy Active	Fallon	1	480	0	0	0	0	17,332	17,332	20.2	0	0	0
NAS Fallon Target B-20		Navy Active	Fallon	2	1,600	0	0	0	0	41,006	41,006	18.4	0	0	0
** OTHER SITE(S): 14				3	34,518	3	500	3	28,613	0	2,315	22.1	460	0	0
Nevada Total:				298	1,856,861	5	15,856	198	623,354	124,525	199,557	1,462.8	1,512	175	0
New Jersey															
NAWCADLKE Non-NIF Lakehurst		Navy Active	Lakehurst	191	2,004,398	0	0	33	97,072	7,408	7,408	1,197.5	183	35	71
NOSC Fort Dix NJ		Navy Active	Fort Dix	11	100,837	0	0	0	0	14	14	25.4	0	0	0
NWS Earle	R	Navy Active	Colts Neck	454	1,929,813	50	346,710	0	0	11,146	11,146	1,032.1	257	0	21
Pinehurst Estates		Navy Active	Lakehurst	0	0	0	0	46	229,671	26	26	29.5	0	0	0
Waterfront Earle	R	Navy Active	Colts Neck	35	191,731	0	0	0	0	705	705	329.9	0	0	0
** OTHER SITE(S): 13				4	120,340	0	0	0	0	11	20	42.2	152	0	0
New Jersey Total:				695	4,347,119	50	346,710	79	326,743	19,309	19,318	2,656.6	592	35	92
New Mexico															
White Sands NM		Navy Active	White Sands Msl Rge	39	174,856	0	0	1	4,224	0	85	62.9	0	0	0
** OTHER SITE(S): 1				0	0	0	0	0	0	0	0	0.0	413	0	0
New Mexico Total:				39	174,856	0	0	1	4,224	0	85	62.9	413	0	0
New York															
Mitchel Field		Navy Active	Hempstead	6	83,715	0	0	94	369,589	45	45	89.2	0	0	0
Mitchel Manor 1		Navy Active	Hempstead	0	0	0	0	15	221,845	12	12	32.7	0	0	0
Mitchel Manor 2		Navy Active	East Meadow	0	0	0	0	14	219,136	37	37	53.5	0	0	0
Naval Support Unit Saratoga Springs		Navy Active	Saratoga Spgs	95	446,059	0	0	0	0	93	93	56.7	1	0	0
NOSC Rochester NY		Navy Active	Rochester	1	38,372	0	0	0	0	10	10	12.1	265	1	0
NUWC Fishers Island		Navy Active	Fishers Island	9	34,821	1	168	0	0	72	78	21.2	0	0	0
NWIRP Bethpage		Navy Active	Bethpage	46	1,275,274	0	0	0	0	105	105	332.6	0	0	0
** OTHER SITE(S): 14				25	345,608	0	0	0	0	410	415	88.1	2,065	0	0
New York Total:				182	2,223,849	1	168	123	810,570	783	794	686.2	2,331	1	0

* Sites which have assets with a DoD legal interest, excludes State owned assets.

** US Locations that do not meet criteria of at least ten (10) Acres AND at least \$10M PRV. US Territories and Non-US Locations that do not meet criteria of at least ten (10) Acres OR at least \$10M PRV.

DEPARTMENT OF DEFENSE - Navy
Base Structure Report - As of 30 Sept 2008

SITE *	BRAC 2005	COMPONENT	NAME NEAREST CITY	BUILDINGS						ACRES OWNED	TOTAL ACRES	PRV (\$M)	MIL	CIV	OTHER
				OWNED		LEASED		OTHER							
				COUNT	SQFT	COUNT	SQFT	COUNT	SQFT						
North Carolina															
		Navy Active	Hertford	21	39,729	0	0	0	0	1,675	1,791	46.0	0	0	0
		Navy Active	Greensboro	3	43,635	0	0	0	0	10	10	11.3	841	1	0
** OTHER SITE(S): 19				4	95,043	1	637	1	14,512	2,799	2,904	24.3	1,021	0	0
North Carolina Total:				28	178,407	1	637	1	14,512	4,484	4,705	81.6	1,862	1	0
North Dakota															
** OTHER SITE(S): 3				6	23,763	0	0	1	22,816	2	836	10.8	79	0	0
North Dakota Total:				6	23,763	0	0	1	22,816	2	836	10.8	79	0	0
Northern Mariana Islands															
		Navy Active	Saipan, Mariana Isl	0	0	0	0	0	0	0	206	0.0	0	0	0
		Navy Active	Saipan, Mariana Isl	0	0	0	0	0	0	0	177	0.0	0	0	0
		Navy Active	Tinian, Mariana Isl	0	0	0	0	0	0	0	15,347	0.0	0	0	0
Northern Mariana Islands Total:				0	0	0	0	0	0	0	15,730	0.0	0	0	0
Ohio															
		Navy Active	Cleveland	8	76,675	0	0	0	0	27	31	20.6	0	0	0
		Navy Active	Columbus	12	132,626	0	0	0	0	24	24	34.2	818	0	0
		Navy Active	Toledo	3	52,591	0	0	0	0	14	14	12.8	280	0	0
** OTHER SITE(S): 5				13	136,043	0	0	0	0	3	21	27.2	1,266	0	0
Ohio Total:				36	397,935	0	0	0	0	69	90	94.7	2,364	0	0
Oklahoma															
		Navy Active	Broken Arrow	2	63,644	0	0	0	0	11	11	13.0	497	0	0
** OTHER SITE(S): 2				0	0	1	3,714	0	0	0	0	0.7	1,526	32	0
Oklahoma Total:				2	63,644	1	3,714	0	0	11	11	13.6	2,023	32	0
Oregon															
		Navy Active	Boardman	9	16,040	0	0	0	0	56,543	62,871	23.3	0	0	0
		Navy Active	Portland	5	60,511	1	747	0	0	14	14	18.2	622	0	0
** OTHER SITE(S): 3				8	36,225	0	0	0	0	2	43	10.0	361	0	0
Oregon Total:				22	112,776	1	747	0	0	56,560	62,928	51.6	983	0	0
Pennsylvania															
		Navy Active	Philadelphia	49	625,388	0	0	0	0	49	49	167.4	0	0	0

* Sites which have assets with a DoD legal interest, excludes State owned assets.

** US Locations that do not meet criteria of at least ten (10) Acres AND at least \$10M PRV. US Territories and Non-US Locations that do not meet criteria of at least ten (10) Acres OR at least \$10M PRV.

DEPARTMENT OF DEFENSE - Navy
Base Structure Report - As of 30 Sept 2008

SITE *	BRAC 2005	COMPONENT	NAME NEAREST CITY	BUILDINGS						ACRES OWNED	TOTAL ACRES	PRV (\$M)	MIL	CIV	OTHER
				OWNED		LEASED		OTHER							
				COUNT	SQFT	COUNT	SQFT	COUNT	SQFT						
CSO Warminster PA NAWC-AD		Navy Active	Warminster	62	556,660	0	0	0	0	461	542	431.6	0	0	0
NAS JRB Willow Grove	C	Navy Active	Willow Grove	120	830,091	0	0	0	0	884	967	478.1	3,622	4,512	1
NOSC Pittsburgh		Navy Active	Pittsburgh	3	74,116	0	0	0	0	13	13	15.3	471	0	0
NSA Mechanicsburg		Navy Active	Mechanicsburg	143	8,089,968	0	0	0	0	818	818	1,118.2	0	0	0
NSA Mechanicsburg Det Philadelphia Annex PNBC		Navy Active	Philadelphia	57	1,796,474	0	0	0	0	262	262	560.7	0	0	0
NSA Mechanicsburg Det Philadelphia PA		Navy Active	Philadelphia	47	1,876,514	0	0	0	0	134	134	415.8	0	0	0
** OTHER SITE(S): 18				101	930,882	0	0	0	0	46	47	411.6	905	0	0
Pennsylvania Total:				582	14,780,093	0	0	0	0	2,667	2,832	3,598.8	4,998	4,512	1
<u>Puerto Rico</u>															
Cabeza De Perro		Navy Active	Ceiba, Ceiba	0	0	0	0	0	0	29	29	0.0	0	0	0
Fort Allen Puerto Rico		Navy Active	Juana Diaz	2	3,999	0	0	0	0	0	117	3.4	0	0	0
LF Tran Site Aguada		Navy Active	Aguada	2	14,529	0	0	0	0	388	388	8.0	0	0	0
NAVACT Puerto Rico		Navy Active	Roosevelt, San Juan	1,237	4,283,019	0	0	1	52,255	8,193	8,239	1,740.6	76	1	0
NSGA Sabana Seca PR		Navy Active	Sabana Seca, Manati	164	426,442	0	0	0	0	2,778	2,927	152.4	0	0	0
Pico Del Este-AFWTF		Navy Active	Naguabo	9	18,714	0	0	0	0	0	0	16.3	0	0	0
Pineros Island		Navy Active	Ceiba, Ceiba	0	0	0	0	0	0	325	325	0.0	0	0	0
Vieques West		Navy Active	Vieques, Vieques	0	0	0	0	0	0	122	122	0.0	0	0	0
Vieques West P Rico		Navy Active	Vieques, Vieques	1	7,395	0	0	0	0	386	386	4.9	0	0	0
** OTHER SITE(S): 7				0	0	0	0	1	5,179	0	0	1.3	99	0	0
Puerto Rico Total:				1,415	4,754,098	0	0	2	57,434	12,221	12,534	1,927.0	175	1	0
<u>Rhode Island</u>															
CSO Davisville CBC		Navy Active	Davisville	161	2,621,584	0	0	0	0	910	910	587.0	0	0	0
Fort Adams RI		Navy Active	Newport	25	99,679	0	0	0	0	24	24	19.6	0	0	0
Gould Island RI		Navy Active	Jamestown	1	27,945	0	0	0	0	13	13	14.1	0	0	0
NS Newport		Navy Active	Newport	270	4,521,179	0	0	0	0	1,350	1,352	1,669.1	3,380	3,443	0
NS Newport Melville		Navy Active	Portsmouth	38	89,977	0	0	0	0	0	24	166.9	0	0	0
** OTHER SITE(S): 10				551	2,073,158	0	0	0	0	0	0	327.4	0	0	0
Rhode Island Total:				1,046	9,433,522	0	0	0	0	2,297	2,322	2,784.1	3,380	3,443	0
<u>South Carolina</u>															
Naval Health Clinic Charleston		Navy Active	Charleston	3	395,886	0	0	0	0	23	24	114.0	399	0	0
NAVHOSP Beaufort		Navy Active	Beaufort	20	449,797	1	64	0	0	126	127	159.1	772	973	0
NWS Charleston	R	Navy Active	Goose Creek	609	4,382,652	0	0	718	2,895,656	15,420	17,011	1,682.1	5,960	3,191	0
NWS Charleston North Yard	R	Navy Active	North Charleston	11	273,965	0	0	0	0	21	21	54.1	0	0	0
NWS Charleston Short Stay	R	Navy Active	Moncks Corner	46	62,534	0	0	0	0	0	57	15.0	0	0	0

* Sites which have assets with a DoD legal interest, excludes State owned assets.

** US Locations that do not meet criteria of at least ten (10) Acres AND at least \$10M PRV. US Territories and Non-US Locations that do not meet criteria of at least ten (10) Acres OR at least \$10M PRV.

DEPARTMENT OF DEFENSE - Navy
Base Structure Report - As of 30 Sept 2008

SITE *	BRAC 2005	COMPONENT	NAME NEAREST CITY	BUILDINGS				ACRES OWNED	TOTAL ACRES	PRV (\$M)	MIL	CIV	OTHER		
				OWNED		LEASED								OTHER	
				COUNT	SQFT	COUNT	SQFT							COUNT	SQFT
** OTHER SITE(S): 17				10	127,747	3	129,609	34	113,948	11	22	91.7	633	0	0
South Carolina Total:				699	5,692,581	4	129,673	752	3,009,604	15,601	17,263	2,116.0	7,764	4,164	0
South Dakota															
** OTHER SITE(S): 1				1	624	1	16,488	0	0	0	1	3.3	81	0	0
South Dakota Total:				1	624	1	16,488	0	0	0	1	3.3	81	0	0
Tennessee															
NSA Midsouth Memphis		Navy Active	Millington	158	2,353,660	1	2,372	316	612,891	1,475	1,871	707.0	4,510	1,262	0
NSWC Carderock Div		Navy Active	Memphis	3	340,445	0	0	0	0	61	147	78.6	0	0	0
** OTHER SITE(S): 4				10	125,751	0	0	0	0	11	22	23.6	1,121	0	0
Tennessee Total:				171	2,819,856	1	2,372	316	612,891	1,546	2,040	809.2	5,631	1,262	0
Texas															
ALF Cabaniss		Navy Active	Corpus Christi	3	3,748	0	0	0	0	931	953	57.7	0	0	0
ALF Orange		Navy Active	Orange Grove	14	13,699	0	0	0	0	1,596	1,596	92.7	0	0	0
ALF Waldron		Navy Active	Corpus Christi	2	4,000	0	0	0	0	901	903	65.4	0	0	0
Dixie Target Range		Navy Active	Seven Sisters	11	20,950	0	0	0	0	6,761	7,825	50.6	0	0	0
NAS Corpus Christi		Navy Active	Corpus Christi	280	4,546,173	0	0	0	0	2,625	2,630	1,538.0	4,502	589	0
NAS JRB Fort Worth		Navy Active	Fort Worth	254	2,565,640	0	0	74	137,919	2,081	2,151	979.4	4,926	44	0
NAS Kingsville		Navy Active	Kingsville	144	912,818	0	0	0	0	3,989	3,989	564.9	0	0	0
NAS Kingsville King Ranch		Navy Active	Ben Bolt	1	4,486	0	0	0	0	0	113	25.2	0	0	0
NOSC Harlingen		Navy Active	Harlingen	3	65,208	0	0	0	0	0	15	12.2	266	0	0
NOSC Houston		Navy Active	Houston	8	95,443	0	0	0	0	10	10	20.2	1,323	0	0
NOSC Orange		Navy Active	Orange	10	56,153	0	0	0	0	14	14	11.8	21	0	0
NS Ingleside	C	Navy Active	Ingleside	83	758,917	1	6,116	0	0	913	915	240.3	1,776	136	0
NWIRP Dallas		Navy Active	Dallas	106	4,683,652	0	0	0	0	315	315	985.5	0	0	0
NWIRP McGregor		Navy Active	McGregor	202	827,408	0	0	0	0	297	332	337.2	0	0	0
** OTHER SITE(S): 22				21	147,861	1	1,960	1	14,820	261	3,094	49.6	1,825	0	0
Texas Total:				1,142	14,706,156	2	8,076	75	152,739	20,694	24,853	5,030.7	14,639	769	0
Utah															
NAVSUPDET Monterey Det Magna Utah		Navy Active	Magna	131	361,535	0	0	0	0	522	522	145.7	0	0	0
** OTHER SITE(S): 1				3	43,671	0	0	0	0	0	3	10.5	529	0	0
Utah Total:				134	405,206	0	0	0	0	522	525	156.3	529	0	0

* Sites which have assets with a DoD legal interest, excludes State owned assets.

** US Locations that do not meet criteria of at least ten (10) Acres AND at least \$10M PRV. US Territories and Non-US Locations that do not meet criteria of at least ten (10) Acres OR at least \$10M PRV.

DEPARTMENT OF DEFENSE - Navy
Base Structure Report - As of 30 Sept 2008

SITE *	BRAC 2005	COMPONENT	NAME NEAREST CITY	BUILDINGS				ACRES OWNED	TOTAL ACRES	PRV (\$M)	MIL	CIV	OTHER		
				OWNED		LEASED								OTHER	
				COUNT	SQFT	COUNT	SQFT							COUNT	SQFT
Vermont															
** OTHER SITE(S): 1				1	19,616	0	0	0	0	5	5	4.1	38	0	0
			Vermont Total:	1	19,616	0	0	0	0	5	5	4.1	38	0	0
Virgin Islands															
** OTHER SITE(S): 3				0	0	0	0	0	0	0	0	0.0	0	0	0
			Virgin Islands Total:	0	0	0	0	0	0	0	0	0.0	0	0	0
Virginia															
ALF Fentress Chesapke		Navy Active	Virginia Beach	12	12,191	0	0	0	0	2,527	2,736	49.8	0	0	0
Arlington Service Ctr		Navy Active	Arlington	14	282,757	0	0	0	0	18	31	64.8	13	0	0
Camp Peary (Non-CNIC)	R	Navy Active	Williamsburg	33	125,479	1	250	0	0	9,274	9,276	19.2	0	0	0
Cheatham Annex	R	Navy Active	Williamsburg	181	2,962,766	0	0	0	0	2,351	3,146	416.7	8	0	0
Craney Island		Navy Active	Portsmouth	18	48,025	0	0	0	0	906	927	261.9	0	0	0
Elizabeth River Channel		Navy Active	Norfolk	6	8,686	0	0	0	0	0	11	13.3	0	0	0
NAS Oceana		Navy Active	Virginia Beach	250	3,309,470	0	0	143	118,646	776	1,050	1,364.9	7,706	1,134	0
NAS Oceana Dam Neck		Navy Active	Virginia Beach	156	2,398,123	0	0	102	915,919	1,917	1,919	749.1	111	6	0
NAS Oceana Midway Manor		Navy Active	Virginia Beach	1	5,008	0	0	179	636,546	97	98	60.1	0	0	0
Naval Medical Center Portsmouth		Navy Active	Portsmouth	32	1,904,955	0	0	3	5,891	111	111	639.9	3,870	2,193	0
NAVPHIBASE Little Creek		Navy Active	Norfolk	341	4,386,648	1	3,765	568	1,522,119	2,143	2,282	1,498.4	11,449	2,071	0
NS Norfolk		Navy Active	Norfolk	516	13,465,086	0	0	371	940,145	3,584	3,588	4,239.5	39,636	12,465	12
NSA Norfolk		Navy Active	Norfolk	185	2,166,519	0	0	670	1,887,462	800	801	684.8	0	0	0
NSA Norfolk Lafayette Rvr Complex		Navy Active	Norfolk	10	217,001	0	0	2	13,395	20	20	48.2	0	0	0
NSA Norfolk New Gosport/NNSY		Navy Active	Portsmouth	5	28,876	0	0	0	0	57	57	23.4	0	0	0
NSA Norfolk Northwest Chesapke Va		Navy Active	Chesapeake	174	652,165	0	0	0	0	2,805	3,798	206.2	0	0	0
NSA Norfolk NSY		Navy Active	Portsmouth	162	4,830,339	0	0	10	39,989	581	585	1,959.4	95	7,659	0
NSA Norfolk SDA Area		Navy Active	Norfolk	16	904,147	0	0	0	0	90	90	123.6	0	0	0
NSA Norfolk South Gate		Navy Active	Portsmouth	12	140,707	0	0	0	0	63	63	40.2	0	0	0
NSA Norfolk St Helena Norfolk		Navy Active	Norfolk	2	1,044	0	0	0	0	12	12	18.9	0	0	0
NSA Norfolk St Juliens Creek Annex		Navy Active	Portsmouth	108	861,852	0	0	0	0	490	499	213.3	0	0	0
NSA Norfolk Stanley Court/NNSY		Navy Active	Portsmouth	0	0	0	0	80	161,865	16	16	17.7	0	0	0
NSA South Potomac		Navy Active	Dahlgren	316	2,568,941	0	0	321	445,909	2,677	2,677	896.5	724	3,560	0
NWS Yorktown	R	Navy Active	Yorktown	482	3,193,476	0	0	198	576,226	10,354	10,637	1,043.8	527	13	0
Pumpkin Neck		Navy Active	King George	19	43,938	0	0	0	0	1,641	1,641	19.1	0	0	0
Wallops Island Va		Navy Active	Wallops Island	88	294,735	0	0	0	0	0	90	112.4	0	0	0
Yorktown Fuel Depot	R	Navy Active	Yorktown	41	11,922	0	0	0	0	111	111	109.2	0	0	0
** OTHER SITE(S): 56				67	643,127	166	1,493,140	47	186,832	3,763	14,501	376.2	3,668	0	0

* Sites which have assets with a DoD legal interest, excludes State owned assets.

** US Locations that do not meet criteria of at least ten (10) Acres AND at least \$10M PRV. US Territories and Non-US Locations that do not meet criteria of at least ten (10) Acres OR at least \$10M PRV.

DEPARTMENT OF DEFENSE - Navy
Base Structure Report - As of 30 Sept 2008

SITE *	BRAC 2005	COMPONENT	NAME NEAREST CITY	BUILDINGS						ACRES OWNED	TOTAL ACRES	PRV (\$M)	MIL	CIV	OTHER
				OWNED		LEASED		OTHER							
				COUNT	SQFT	COUNT	SQFT	COUNT	SQFT						
Virginia Total:				3,247	45,467,983	168	1,497,155	2,694	7,450,944	47,185	60,776	15,270.6	67,807	29,101	12
Washington															
Bremerton		Navy Active	Bremerton	82	1,875,732	0	0	61	188,557	117	120	1,241.1	0	0	0
Bremerton RR		Navy Active	Shelton	0	0	0	0	0	0	655	655	15.3	0	0	0
CSO NS Puget Sound		Navy Active	Seattle	50	1,088,279	0	0	0	0	152	157	367.0	0	0	0
Fort Lawton, Magnolia		Navy Active	Seattle	0	0	0	0	47	90,258	24	24	13.7	0	0	0
Jackson Park Hsg		Navy Active	Bremerton	448	1,372,190	0	0	0	0	160	160	203.1	0	0	0
Jim Creek		Navy Active	Oso	58	124,726	0	0	6	8,974	3,839	4,901	132.1	0	0	0
Keyport NUWC		Navy Active	Keyport	155	1,132,635	0	0	34	66,625	356	358	517.7	0	0	0
Manchester		Navy Active	Bremerton	20	71,560	0	0	0	0	234	234	240.5	0	0	0
Marysville WA		Navy Active	Marysville	13	183,609	0	0	0	0	52	52	78.1	0	0	0
NAS Whidbey Island		Navy Active	Whidbey Island NAS	225	2,412,105	0	0	165	434,664	4,358	4,362	1,574.7	5,197	302	0
NAS Whidbey Island Racon Hill		Navy Active	Oak Harbor	4	3,665	0	0	0	0	22	22	12.3	0	0	0
NAS Whidbey Island Sea Plane Base		Navy Active	Oak Harbor	95	462,903	0	0	947	2,401,594	2,784	2,785	617.8	0	0	0
Naval Medical Center Bremerton		Navy Active	Bremerton	16	373,027	0	0	0	0	49	49	162.0	0	0	0
NAVBASE Kitsap Bremerton		Navy Active	Bangor	568	4,343,392	0	0	359	2,141,732	7,181	7,186	2,897.2	6,988	14,376	0
NAVMAG Indian Island		Navy Active	Port Townsend	175	449,214	0	0	0	0	2,716	2,716	247.6	0	0	0
NOSC Spokane		Navy Active	Spokane	10	63,154	0	0	0	0	23	23	15.6	377	0	0
NS Everett		Navy Active	Everett	50	598,124	0	0	0	0	213	213	418.2	1,888	42	0
OLF Coupeville		Navy Active	Coupeville	6	6,566	0	0	3	2,262	664	1,060	37.4	0	0	0
Shipyard Puget Sound		Navy Active	Bremerton	105	3,169,870	1	11,992	0	0	570	570	2,234.8	543	21	0
** OTHER SITE(S): 67				74	252,954	3	45,656	35	105,325	1,667	1,714	132.0	1,063	0	0
Washington Total:				2,154	17,983,705	4	57,648	1,657	5,439,991	25,836	27,361	11,158.3	16,056	14,741	0
West Virginia															
Allegany Ballistics Lab		Navy Active	Keyser	169	1,290,132	0	0	0	0	1,639	1,785	464.1	0	0	0
NIOC Sugar Grove		Navy Active	Sugar Grove	68	202,620	0	0	43	136,162	604	647	156.7	11	0	0
** OTHER SITE(S): 4				6	60,965	0	0	1	16,437	10	11	17.3	323	0	0
West Virginia Total:				243	1,553,717	0	0	44	152,599	2,254	2,442	638.2	334	0	0
Wisconsin															
NRTF Clam Lake		Navy Active	Ashland	7	30,103	0	0	0	0	0	127	18.3	0	0	0
** OTHER SITE(S): 4				5	142,059	0	0	0	0	10	25	34.4	1,203	0	0
Wisconsin Total:				12	172,162	0	0	0	0	10	152	52.7	1,203	0	0
Wyoming															

* Sites which have assets with a DoD legal interest, excludes State owned assets.

** US Locations that do not meet criteria of at least ten (10) Acres AND at least \$10M PRV. US Territories and Non-US Locations that do not meet criteria of at least ten (10) Acres OR at least \$10M PRV.

DEPARTMENT OF DEFENSE - Navy
Base Structure Report - As of 30 Sept 2008

SITE *	BRAC 2005	COMPONENT	NAME NEAREST CITY	BUILDINGS						ACRES OWNED	TOTAL ACRES	PRV (\$M)	MIL	CIV	OTHER
				OWNED		LEASED		OTHER							
				COUNT	SQFT	COUNT	SQFT	COUNT	SQFT						
** OTHER SITE(S): 1				0	0	0	0	0	0	0	0.0	116	0	0	
			Wyoming Total:	0	0	0	0	0	0	0	0.0	116	0	0	
			US/US Territories Total:	36,414	314,983,909	681	4,539,746	19,058	64,115,536	1,836,188	2,063,609	146,242.2	308,008	153,152	249

* Sites which have assets with a DoD legal interest, excludes State owned assets.

** US Locations that do not meet criteria of at least ten (10) Acres AND at least \$10M PRV. US Territories and Non-US Locations that do not meet criteria of at least ten (10) Acres OR at least \$10M PRV.

DEPARTMENT OF DEFENSE - Navy
Base Structure Report - As of 30 Sept 2008

SITE *	BRAC 2005	COMPONENT	NAME NEAREST CITY	BUILDINGS						ACRES OWNED	TOTAL ACRES	PRV (\$M)	MIL	CIV	OTHER
				OWNED		LEASED		OTHER							
				COUNT	SQFT	COUNT	SQFT	COUNT	SQFT						
Australia															
		Navy Active	Northwest Cape	88	456,938	0	0	0	0	0	20,072	353.3	0	0	0
** OTHER SITE(S): 2				0	0	0	0	0	0	0	0	0.0	0	0	0
Australia Total:				88	456,938	0	0	0	0	0	20,072	353.3	0	0	0
Bahamas															
		Navy Active	Andros Island	122	548,416	0	0	0	0	0	539	313.1	0	0	0
		Navy Active	Andros Island	9	6,349	0	0	0	0	0	0	11.0	0	0	0
** OTHER SITE(S): 4				26	20,996	0	0	0	0	0	0	21.1	0	0	0
Bahamas Total:				157	575,761	0	0	0	0	0	539	345.3	0	0	0
Bahrain															
		Navy Active	Manama	160	920,383	2	2,264	1	448	0	66	343.1	16	0	0
		Navy Active	Al Jufayr	13	24,370	3	72,748	0	0	0	0	42.0	0	0	0
		Navy Active	Al Jufayr	0	0	15	784,365	0	0	0	14	131.7	0	0	0
		Navy Active	Al Jufayr	0	0	2	2,190	4	263,761	0	25	69.7	0	0	0
		Navy Active	Al Jufayr	5	2,289	2	63,958	0	0	0	0	32.2	0	0	0
** OTHER SITE(S): 3				27	13,649	2	16,350	0	0	0	0	6.7	0	0	0
Bahrain Total:				205	960,691	26	941,876	5	264,209	0	106	625.3	16	0	0
Br Indian Ocean Territories															
		Navy Active	Diego Garcia, Naval Fac	595	2,344,843	0	0	0	0	0	7,000	2,665.4	346	0	1
Br Indian Ocean Territories Total:				595	2,344,843	0	0	0	0	0	7,000	2,665.4	346	0	1
Canada															
** OTHER SITE(S): 2				0	0	1	144	0	0	0	1	0.0	0	0	0
Canada Total:				0	0	1	144	0	0	0	1	0.0	0	0	0
Cuba															
		Navy Active	Guantanamo Bay	1,418	4,904,934	0	0	0	0	0	28,817	2,619.9	390	0	0
Cuba Total:				1,418	4,904,934	0	0	0	0	0	28,817	2,619.9	390	0	0
Djibouti															
		Navy Active	Djibouti	650	403,493	0	0	0	0	0	0	189.2	0	0	0
Djibouti Total:				650	403,493	0	0	0	0	0	0	189.2	0	0	0

* Sites which have assets with a DoD legal interest, excludes State owned assets.

** US Locations that do not meet criteria of at least ten (10) Acres AND at least \$10M PRV. US Territories and Non-US Locations that do not meet criteria of at least ten (10) Acres OR at least \$10M PRV.

DEPARTMENT OF DEFENSE - Navy
Base Structure Report - As of 30 Sept 2008

SITE *	BRAC 2005	COMPONENT	NAME NEAREST CITY	BUILDINGS						ACRES OWNED	TOTAL ACRES	PRV (\$M)	MIL	CIV	OTHER
				OWNED		LEASED		OTHER							
				COUNT	SQFT	COUNT	SQFT	COUNT	SQFT						
Egypt															
		Navy Active	Cairo	20	81,088	3	16,761	0	0	0	3	45.7	0	0	0
** OTHER SITE(S): 1				0	0	14	28,703	0	0	0	0	7.8	0	0	0
Egypt Total:				20	81,088	17	45,464	0	0	0	3	53.5	0	0	0
Greece															
		Navy Active	Soudha Bay	9	15,087	0	0	0	0	0	0	91.3	0	0	0
		Navy Active	Soudha Bay	0	0	0	0	15	68,700	0	0	22.9	0	0	0
		Navy Active	Soudha Bay	44	365,488	0	0	0	0	0	101	181.1	24	0	0
** OTHER SITE(S): 3				14	63,142	0	0	10	32,840	0	0	21.9	0	0	0
Greece Total:				67	443,717	0	0	25	101,540	0	101	317.2	24	0	0
Iceland															
		Navy Active	Grindavik	7	16,661	0	0	0	0	0	1,049	21.1	0	0	0
Iceland Total:				7	16,661	0	0	0	0	0	1,049	21.1	0	0	0
Indonesia															
		Navy Active	Jakarta, Java	0	0	0	0	4	45,946	0	0	12.2	0	0	0
Indonesia Total:				0	0	0	0	4	45,946	0	0	12.2	0	0	0
Italy															
		Navy Active	Catania	5	55,884	0	0	0	0	0	0	21.8	0	0	0
		Navy Active	Naples	60	908,562	0	0	2	41,520	0	58	483.8	0	0	0
		Navy Active	Naples	20	15,326	3	10,315	0	0	0	53	26.8	0	0	0
		Navy Active	Gaeta	3	2,024	2	5,226	10	48,042	0	14	37.2	0	0	0
		Navy Active	Naples	10	14,749	0	0	1	2,479	0	3	15.8	0	0	0
		Navy Active	Catania	46	843,033	3	68,831	0	0	0	10	360.5	0	0	0
		Navy Active	Sigonella Sicily	5	28,436	0	0	0	0	0	0	12.0	0	0	0
		Navy Active	Sigonella Sicily	107	1,252,786	0	0	5	25,934	0	325	705.6	6	0	0
		Navy Active	Catania	1	11,646	148	953,772	0	0	0	104	143.0	0	0	0
		Navy Active	Sigonella Sicily	0	0	113	761,925	0	0	0	62	125.7	0	0	0
		Navy Active	Sigonella Sicily	28	85,350	0	0	0	0	0	172	45.5	0	0	0
		Navy Active	Naples	2	188,925	162	2,994,739	0	0	0	228	708.0	0	0	0
		Navy Active	Naples	0	0	10	519,914	0	0	0	0	71.4	0	0	0
** OTHER SITE(S): 23				7	11,719	4	1,923	6	21,303	0	8	13.4	299	6	0

* Sites which have assets with a DoD legal interest, excludes State owned assets.

** US Locations that do not meet criteria of at least ten (10) Acres AND at least \$10M PRV. US Territories and Non-US Locations that do not meet criteria of at least ten (10) Acres OR at least \$10M PRV.

DEPARTMENT OF DEFENSE - Navy
Base Structure Report - As of 30 Sept 2008

SITE *	BRAC 2005	COMPONENT	NAME NEAREST CITY	BUILDINGS						ACRES OWNED	TOTAL ACRES	PRV (\$M)	MIL	CIV	OTHER
				OWNED		LEASED		OTHER							
				COUNT	SQFT	COUNT	SQFT	COUNT	SQFT						
Italy Total:				294	3,418,441	445	5,316,646	24	139,278	0	1,037	2,770.4	305	6	0
Japan															
Akasaki POL Dep-5032		Navy Active	Sasebo	47	113,823	0	0	41	123,469	0	190	307.8	0	0	0
Awase		Navy Active	Kadena Air Base Okinawa	8	16,363	0	0	0	0	0	118	18.1	0	0	0
Azuma - 3090		Navy Active	Yokosuka	43	48,385	0	0	33	105,194	0	201	392.5	0	0	0
Camp Shields-6032		Navy Active	Camp Shields-Okinawa	32	113,485	0	0	19	326,132	0	88	146.4	0	0	0
COMFLEACT Kadena Okinawa		Navy Active	Okinawa Island	3	3,962	0	0	114	578,899	0	120	266.3	7	0	0
COMFLEACT Sasebo JA		Navy Active	Sasebo	53	96,373	0	0	168	1,563,546	0	7,728	767.4	2	0	5
COMFLEACT Yokosuka		Navy Active	Yokosuka	225	451,407	0	0	564	9,205,455	0	2,662	3,923.1	1	0	0
Drydock Area-5030		Navy Active	Sasebo	1	506	0	0	13	22,454	0	0	185.4	0	0	0
Hachinohe POL Dep-2006		Navy Active	Hachinohe	10	4,898	0	0	14	10,924	0	46	61.8	0	0	0
Hario Housing Area-5119		Navy Active	Sasebo	25	12,026	0	0	76	1,148,120	0	78	271.1	0	0	0
Hario Shima Ammo-5050		Navy Active	Sasebo	28	41,781	0	0	15	62,992	0	487	91.7	0	0	0
Ikego Housing Area-3087		Navy Active	Ikego	46	49,044	0	0	140	2,427,397	0	708	558.8	0	0	0
Iorizaki POL Dep-5036		Navy Active	Sasebo	3	86	0	0	4	7,644	0	56	144.1	0	0	0
Iwo Jima-3181		Navy Active	Iwo Jima	0	0	0	0	46	311,555	0	243	294.6	0	0	0
Kami Seya-3096		Navy Active	Kami Seya	103	296,956	0	0	13	120,783	0	587	166.7	0	0	0
Kisarazu-JGSDF-3033		Navy Active	Kisarazu	12	20,931	0	0	34	384,084	0	515	284.0	0	0	0
Kobi Sho Range-6084		Navy Active	Okinawa Island	0	0	0	0	0	0	0	216	0.0	0	0	0
Koshiba POL Dep-3113		Navy Active	Yokohama	0	0	0	0	0	0	0	104	0.0	0	0	0
Maebata - 5033		Navy Active	Sasebo	35	51,773	0	0	45	292,151	0	144	150.1	0	0	0
NAF Atsugi		Navy Active	Atsugi	302	635,819	0	0	280	3,415,732	0	1,237	1,525.5	4	0	5
NAF Misawa JA		Navy Active	Misawa AFB	0	0	0	0	78	737,860	0	27	342.4	0	0	0
Nagasaka Rfl Rng-3104		Navy Active	Yokosuka	0	0	0	0	0	0	0	25	0.0	0	0	0
Negishi Dh Area-3066		Navy Active	Yokohama	43	32,415	0	0	238	631,277	0	111	252.1	0	0	0
Okidaito Jima Rng-6088		Navy Active	Okinawa Island	0	0	0	0	0	0	0	283	0.0	0	0	0
Sakibe - 5118		Navy Active	Sasebo	5	20,300	0	0	2	8,077	0	32	12.6	0	0	0
Sanno Hotel Tokyo-3185		Navy Active	Tokyo	2	783	0	0	1	150,843	0	2	53.7	0	0	0
Sekibi Sho Range-6085		Navy Active	Okinawa Island	0	0	0	0	0	0	0	10	0.0	0	0	0
Tengan Pier-6028		Navy Active	Tengan	4	5,612	0	0	0	0	0	8	15.5	0	0	0
Tomioka Storage-3072		Navy Active	Yokohama	0	0	0	0	0	0	0	7	10.3	0	0	0
Totsuka-NCTS-3097		Navy Active	Totsuka	25	17,049	0	0	11	39,443	0	191	59.6	0	0	0
Tsurumi POL Dep-3144		Navy Active	Yokohama	36	10,561	0	0	26	63,144	0	46	138.7	0	0	0
Urago Ordinance-3117		Navy Active	Yokosuka	15	14,401	0	0	31	179,248	0	48	97.9	0	0	0
White Beach		Navy Active	White Beach Nav Inst	54	86,400	0	0	9	126,133	0	290	112.4	0	0	0
Yokohama No Dock-3067		Navy Active	Yokohama	3	3,318	0	0	17	324,843	0	23	96.2	0	0	0
Yokose POL Dep-5039		Navy Active	Sasebo	9	2,095	0	0	5	4,068	0	153	286.9	0	0	0
** OTHER SITE(S): 7				4	955	0	0	5	21,303	0	3	11.6	0	0	0

* Sites which have assets with a DoD legal interest, excludes State owned assets.

** US Locations that do not meet criteria of at least ten (10) Acres AND at least \$10M PRV. US Territories and Non-US Locations that do not meet criteria of at least ten (10) Acres OR at least \$10M PRV.

DEPARTMENT OF DEFENSE - Navy
Base Structure Report - As of 30 Sept 2008

SITE *	BRAC 2005	COMPONENT	NAME NEAREST CITY	BUILDINGS						ACRES OWNED	TOTAL ACRES	PRV (\$M)	MIL	CIV	OTHER
				OWNED		LEASED		OTHER							
				COUNT	SQFT	COUNT	SQFT	COUNT	SQFT						
Japan Total:				1,176	2,151,507	0	0	2,042	22,392,771	0	16,785	11,045.1	14	0	10
Kenya															
NSA Bahrain - Kenya		Navy Active	Mombasa	5	7,520	0	0	0	0	0	0	26.1	0	0	0
Kenya Total:				5	7,520	0	0	0	0	0	0	26.1	0	0	0
Kuwait															
** OTHER SITE(S): 1				0	0	0	0	3	19,363	0	0	1.2	39	11	1
Kuwait Total:				0	0	0	0	3	19,363	0	0	1.2	39	11	1
Oman															
** OTHER SITE(S): 1				8	32,927	0	0	0	0	0	0	9.0	0	0	0
Oman Total:				8	32,927	0	0	0	0	0	0	9.0	0	0	0
Peru															
Naval Medical Research Center Det Lima Peru		Navy Active	Lima	0	0	0	0	2	26,871	0	0	10.3	0	0	0
Peru Total:				0	0	0	0	2	26,871	0	0	10.3	0	0	0
Portugal															
** OTHER SITE(S): 1				0	0	0	0	3	17,653	0	0	3.2	0	0	0
Portugal Total:				0	0	0	0	3	17,653	0	0	3.2	0	0	0
Singapore															
Singapore Area Coordinator		Navy Active	Singapore	0	0	1	9,244	169	913,273	0	0	218.1	0	0	0
** OTHER SITE(S): 1				0	0	0	0	1	190	0	0	0.1	0	0	0
Singapore Total:				0	0	1	9,244	170	913,463	0	0	218.1	0	0	0
South Korea															
Fleet Activities Chinhae		Navy Active	Chinhae	109	305,351	0	0	0	0	0	91	93.8	0	0	11
Pohang		Navy Active	Pohang	11	54,077	0	0	51	123,848	0	3	65.0	0	0	0
ROK Navy Base		Navy Active	Chinhae	2	6,799	0	0	0	0	0	0	26.6	0	0	0
Yechon		Navy Active	Yechon	0	0	0	0	26	73,130	0	0	36.3	0	0	0
Yongsan Garrison		Navy Active	Yongsan	0	0	0	0	16	57,608	0	0	12.6	0	0	0
** OTHER SITE(S): 3				1	130	0	0	2	79,470	0	3	10.0	1	2	35
South Korea Total:				123	366,357	0	0	95	334,056	0	97	244.3	1	2	46

* Sites which have assets with a DoD legal interest, excludes State owned assets.

** US Locations that do not meet criteria of at least ten (10) Acres AND at least \$10M PRV. US Territories and Non-US Locations that do not meet criteria of at least ten (10) Acres OR at least \$10M PRV.

DEPARTMENT OF DEFENSE - Navy
Base Structure Report - As of 30 Sept 2008

SITE *	BRAC 2005	COMPONENT	NAME NEAREST CITY	BUILDINGS						ACRES OWNED	TOTAL ACRES	PRV (\$M)	MIL	CIV	OTHER
				OWNED		LEASED		OTHER							
				COUNT	SQFT	COUNT	SQFT	COUNT	SQFT						
<u>Spain</u>															
		Navy Active	Rota	941	3,766,593	0	0	0	0	0	5,962	1,408.0	243	5	1
** OTHER SITE(S): 2				1	2,583	0	0	1	1,794	0	1	1.5	0	0	0
			Spain Total:	942	3,769,176	0	0	1	1,794	0	5,963	1,409.5	243	5	1
<u>United Arab Emirates</u>															
** OTHER SITE(S): 2				0	0	9	124,987	0	0	0	25	31.9	180	0	0
			United Arab Emirates Total:	0	0	9	124,987	0	0	0	25	31.9	180	0	0
<u>United Kingdom</u>															
		Navy Active	Saint Mawgan	14	43,568	0	0	12	246,348	0	0	87.6	0	0	0
** OTHER SITE(S): 5				6	33,906	0	0	0	0	0	2	8.8	174	0	0
			United Kingdom Total:	20	77,474	0	0	12	246,348	0	2	96.3	174	0	0
			Overseas Total:	5,775	20,011,528	499	6,438,360	2,386	24,503,290	0	81,597	23,067.8	1,732	24	59
			Worldwide Totals By Reporting Component:	42,189	334,995,437	1,180	10,978,106	21,444	88,618,826	1,836,188	2,145,206	169,309.9	309,740	153,176	308

* Sites which have assets with a DoD legal interest, excludes State owned assets.

** US Locations that do not meet criteria of at least ten (10) Acres AND at least \$10M PRV. US Territories and Non-US Locations that do not meet criteria of at least ten (10) Acres OR at least \$10M PRV.

DEPARTMENT OF DEFENSE - Air Force
Base Structure Report - As of 30 Sept 2008

SITE *	BRAC 2005	COMPONENT	NAME NEAREST CITY	BUILDINGS						ACRES OWNED	TOTAL ACRES	PRV (\$M)	MIL	CIV	OTHER
				OWNED		LEASED		OTHER							
				COUNT	SQFT	COUNT	SQFT	COUNT	SQFT						
Alabama															
Abston ANGS		AF Guard	Montgomery	8	81,723	0	0	0	0	0	27	16.7	63	0	0
Birmingham Airport		AF Guard	Birmingham	38	334,764	0	0	0	0	0	145	96.5	1,743	0	0
Dothan Regional Airport (ANGS)		AF Guard	Dothan	13	97,472	0	0	0	0	0	36	20.3	366	0	0
Martin ANGS		AF Guard	Gadsden	14	71,253	0	0	0	0	0	29	15.4	0	0	0
Maxwell AFB		AF Active	Maxwell AFB	267	5,069,472	0	0	0	0	2,528	3,543	1,253.2	1,655	1,239	0
Maxwell AFB Gunter Annex		AF Active	Gunter AFB	55	1,712,848	2	31,567	0	0	353	371	369.6	1,109	603	40
Montgomery ANGS		AF Guard	Montgomery	6	65,123	0	0	0	0	12	12	13.6	205	0	0
Montgomery Regional Airport ANGB		AF Guard	Montgomery	41	297,449	0	0	0	0	0	70	84.3	1,714	0	0
** OTHER SITE(S): 2				14	14,129	0	0	0	0	2	203	3.3	0	0	0
Alabama Total:				456	7,744,233	2	31,567	0	0	2,894	4,436	1,872.8	6,855	1,842	40
Alaska															
Barter Island Dew Station Bar		AF Active	Kaktovik	7	65,887	0	0	0	0	0	641	237.1	0	0	0
Big Mountain Radio Relay Site		AF Active	Iliamna	0	0	0	0	0	0	0	402	47.3	0	0	0
Birch Lake Recreation Annex		AF Active	Salcha	31	17,983	0	0	0	0	0	51	14.4	0	0	0
Blair Lake Air Force Rangeex		AF Active	Fairbanks	4	33,094	0	0	0	0	0	33,963	28.0	0	0	0
Cape Lisburne Long Range Radar Site		AF Active	Point Hope	7	46,258	0	0	0	0	0	1,125	129.0	0	0	0
Cape Newenham Long Range Radar Site		AF Active	Platinum	9	54,220	0	0	0	0	0	2,359	139.0	0	0	0
Cape Romanzof Long Range Radar Site		AF Active	Hooper Bay	8	36,745	0	0	0	0	0	4,900	51.9	0	0	0
Chena River Research Site		AF Active	North Pole	2	420	0	0	0	0	0	3,791	58.9	0	0	0
Clear AB		AF Active	Clear A.F.B.	53	883,853	0	0	0	0	11,438	11,438	613.0	206	60	0
Cold Bay Long Range Radar Site		AF Active	Cold Bay	5	13,548	0	0	0	0	0	208	27.9	0	0	0
Eareckson AS		AF Active	Adak Station	86	1,231,164	0	0	0	0	0	3,520	1,953.7	0	0	0
Eielson AFB		AF Active	North Pole	451	5,770,210	13	86,547	209	1,512,328	0	24,429	4,368.5	3,142	398	1
Elmendorf AFB		AF Active	Anchorage	383	7,328,730	1	19,112	2	5,344	11,990	13,452	4,591.4	6,485	1,435	92
Flaxman Island Range Radar Site		AF Active	Deadhorse	12	25,438	0	0	0	0	0	605	45.4	0	0	0
Fort Yukon Long Range Radar Site		AF Active	Fort Yukon	6	47,303	0	0	0	0	0	205	22.4	0	0	0
Galena Airport		AF Active	Galena	42	356,369	0	0	0	0	0	163	303.6	0	0	0
Granite Mountain Radio Relay Site		AF Active	Nome	7	26,079	0	0	0	0	0	258	83.6	0	0	0
Haarp Research Station		AF Active	Gakona	33	45,894	0	0	0	0	5,408	5,408	62.0	0	0	0
Indian Mountain Long Range Radar Site		AF Active	Hughes	8	33,230	0	0	0	0	0	4,226	69.1	0	0	0
Kalakaket Creek Radio Relay Site		AF Active	Ruby	6	24,424	0	0	0	0	0	316	47.2	0	0	0
King Salmon Airport		AF Active	King Salmon	0	0	1	182	55	378,206	192	927	804.9	0	0	0
Kotzebue Long Range Radar Site		AF Active	Kotzebue	2	4,511	0	0	0	0	0	676	10.7	0	0	0
Lonely Short Range Radar Site		AF Active	Barrow	0	0	0	0	13	27,465	0	1,082	133.1	0	0	0

* Sites which have assets with a DoD legal interest, excludes State owned assets.

** US Locations that do not meet criteria of at least ten (10) Acres AND at least \$10M PRV. US Territories and Non-US Locations that do not meet criteria of at least ten (10) Acres OR at least \$10M PRV.

DEPARTMENT OF DEFENSE - Air Force

Base Structure Report - As of 30 Sept 2008

SITE *	BRAC 2005	COMPONENT	NAME NEAREST CITY	BUILDINGS						ACRES OWNED	TOTAL ACRES	PRV (\$M)	MIL	CIV	OTHER
				OWNED		LEASED		OTHER							
				COUNT	SQFT	COUNT	SQFT	COUNT	SQFT						
Nikolski Radio Relay Site		AF Active	Nikolski	1	120	0	0	0	0	0	323	11.7	0	0	0
North River Radio Relay Site		AF Active	Unalakleet	0	0	0	0	0	0	0	144	20.6	0	0	0
Oliktok Long Range Radar Site		AF Active	Deadhorse	5	36,636	0	0	0	0	160	832	106.7	0	0	0
Point Barrow Long Range Radar Site		AF Active	Barrow	0	0	0	0	6	52,965	0	266	83.1	0	0	0
Point Lay Long Range Radar Site		AF Active	Point Lay	0	0	0	0	6	36,640	0	1,442	99.8	0	0	0
Sparrevohn Long Range Radar Site		AF Active	Lime Village	8	41,055	0	0	0	0	0	1,179	135.4	0	0	0
Tatalina Long Range Radar Site		AF Active	McGrath	7	37,367	0	0	0	0	0	4,970	64.2	0	0	0
Ted Stevens IAP		AF Guard	Anchorage	35	424,609	0	0	0	0	0	129	231.8	2,433	0	0
Tin City Long Range Radar Site		AF Active	Wales	6	83,453	0	0	0	0	37	723	151.0	0	0	0
Wainwright Short Range Radar Site		AF Active	Wainwright	3	2,628	0	0	5	19,994	0	1,519	91.4	0	0	0
Yukon Weapons Range		AF Active	North Pole	8	7,337	0	0	0	0	0	246	11.6	0	0	0
** OTHER SITE(S): 33				28	45,169	0	0	0	0	14	13,728	54.5	0	0	0
Alaska Total:				1,263	16,723,734	15	105,841	296	2,032,942	29,239	139,646	14,904.1	12,266	1,893	93
Arizona															
Air Force Plant 44		AF Active	Tucson	71	1,030,468	0	0	0	0	2,208	2,208	239.8	0	0	0
Davis-Monthan AFB		AF Active	Tucson	545	4,719,817	0	0	1	18,945	4,166	9,708	1,901.9	6,372	1,085	0
Gila Bend Air Force Auxiliary Field		AF Active	Gila Bend	41	143,530	0	0	0	0	640	1,886	111.1	0	0	0
Luke AFB		AF Active	Luke AFB	369	3,708,015	0	0	0	0	2,933	4,833	1,418.0	4,432	954	0
Luke Air Force Auxiliary Field #1		AF Active	Wittmann	1	600	0	0	0	0	400	1,105	155.6	0	0	0
Luke Waste Annex		AF Active	Glendale	11	23,906	0	0	0	0	0	46	15.3	0	0	0
Papago ANG S		AF Guard	Phoenix	4	40,364	0	0	0	0	0	12	10.9	0	0	0
Sky Harbor IAP		AF Guard	Phoenix	17	275,733	0	0	0	0	0	60	92.8	1,543	0	0
The Barry M Goldwater Air Force Range		AF Active	Gila Bend	9	8,708	0	0	0	0	1,162,690	2,671,679	171.4	0	0	0
Tucson IAP		AF Guard	Tucson	38	600,005	0	0	0	0	94	98	188.5	2,721	4	0
** OTHER SITE(S): 10				60	181,845	0	0	0	0	831	1,034	77.3	1	4	0
Arizona Total:				1,166	10,732,991	0	0	1	18,945	1,173,963	2,692,669	4,382.6	15,069	2,047	0
Arkansas															
Fort Smith MAP		AF Guard	Fort Smith	40	344,050	0	0	0	0	0	142	96.5	1,867	0	0
Little Rock AFB		AF Active	Little Rock Air Base	342	3,772,761	0	0	0	0	6,102	6,900	1,324.1	6,777	480	0
** OTHER SITE(S): 6				4	11,306	0	0	0	0	311	833	3.5	0	0	0
Arkansas Total:				386	4,128,117	0	0	0	0	6,413	7,875	1,424.1	8,644	480	0
California															
Air Force Plant 42		AF Active	Palmdale	104	3,242,923	0	0	0	0	6,131	6,131	1,247.7	14	17	0
Beale AFB		AF Active	Beale AFB	1,319	4,291,709	0	0	0	0	22,931	22,944	2,049.5	3,844	559	1

* Sites which have assets with a DoD legal interest, excludes State owned assets.

** US Locations that do not meet criteria of at least ten (10) Acres AND at least \$10M PRV. US Territories and Non-US Locations that do not meet criteria of at least ten (10) Acres OR at least \$10M PRV.

DEPARTMENT OF DEFENSE - Air Force
Base Structure Report - As of 30 Sept 2008

SITE *	BRAC 2005	COMPONENT	NAME NEAREST CITY	BUILDINGS						ACRES OWNED	TOTAL ACRES	PRV (\$M)	MIL	CIV	OTHER
				OWNED		LEASED		OTHER							
				COUNT	SQFT	COUNT	SQFT	COUNT	SQFT						
Channel Islands ANG		AF Guard	Oxnard	21	345,982	0	0	0	0	206	206	148.4	1,876	0	0
Davis Communications Annex		AF Active	Davis	4	29,524	0	0	0	0	316	316	19.0	0	0	0
Edwards AFB		AF Active	Edwards AFB	1,885	9,093,884	1	25,913	98	273,127	272,579	307,517	5,301.1	1,815	3,381	0
Fort MacArthur FH Annex		AF Active	Long Beach	48	285,256	0	0	0	0	191	193	97.9	0	0	0
Fresno Yosemite International (ANG)		AF Guard	Fresno	43	381,206	0	0	0	0	0	117	146.5	1,812	0	0
George AFB		AF Active	George AFB	748	3,419,353	0	0	0	0	3,902	4,218	1,389.2	0	0	0
Hayward MAP (ANG)		AF Guard	Hayward	17	148,452	0	0	0	0	0	27	48.0	94	0	0
Lincoln Communication Annex		AF Active	Lincoln	2	16,264	0	0	0	0	358	358	18.9	0	0	0
Los Angeles AFB		AF Active	El Segundo	17	957,046	0	0	0	0	54	56	328.9	1,153	1,188	0
Los Angeles Air Force Annex No.4		AF Active	Carson	1	85,000	0	0	0	0	23	23	21.2	0	0	0
March AFB		AF Active	March AFB	167	365,824	0	0	0	0	1,557	1,558	254.3	49	76	0
March ARB		AF Reserve	March AFB	197	2,531,381	0	0	0	0	2,134	2,398	1,186.7	1,763	307	0
Mather AFB		AF Active	Mather AFB	179	1,458,836	0	0	0	0	4,360	4,489	925.4	0	0	0
McClellan AFB		AF Active	McClellan AFB	357	8,754,656	0	0	1	16,000	2,777	2,873	2,824.3	34	28	0
McClellan FH Annex		AF Active	McClellan AFB	284	644,191	0	0	0	0	7	12	105.4	0	0	0
NAS Moffett Field		AF Guard	Mountain View	47	417,190	0	0	0	0	0	146	150.9	1,705	84	0
Norwalk 2		AF Reserve	Norwalk	9	7,767	0	0	0	0	47	55	95.2	0	0	0
Onizuka AFB		AF Active	Sunnyvale	20	612,595	0	0	0	0	23	23	187.9	11	143	0
Ozol Defense Fuel Support Point		AF Active	Martinez	4	4,494	0	0	0	0	54	75	86.5	0	0	0
Pillar Point AFS		AF Active	Half Moon Bay	14	26,020	0	0	0	0	55	55	10.7	0	0	0
Point Arena AFS		AF Active	Point Arena	47	92,706	0	0	0	0	74	83	30.4	0	0	0
Sepulveda National Guard Station		AF Guard	Los Angeles	13	85,839	0	0	0	0	0	26	24.5	205	0	0
Travis AFB		AF Active	Fairfield	776	7,219,196	148	441,593	0	0	5,130	6,456	3,641.5	6,402	1,274	0
Travis Water System Annex #2		AF Active	Vacaville	12	23,421	0	0	0	0	206	206	17.4	0	0	0
Tulelake Radar Site		AF Active	Alturas	4	17,140	0	0	0	0	0	928	21.5	0	0	0
Vandenberg AFB		AF Active	Lompoc	899	6,803,194	1	8,375	9	30,838	98,415	118,312	3,530.5	2,713	1,125	0
** OTHER SITE(S): 48				67	173,032	1	900	4	162,029	567	9,287	154.4	478	1	0
California Total:				7,305	51,534,081	151	476,781	112	481,994	422,096	489,087	24,063.7	23,968	8,183	1
Colorado															
Buckley AFB		AF Active	Aurora	182	3,020,045	0	0	0	0	3,359	4,262	1,020.1	3,545	448	0
Buckley Annex		AF Reserve	Denver	4	637,903	0	0	0	0	72	72	140.1	0	0	0
Cheyenne Mountain AFS		AF Active	Colorado Spgs	52	342,480	0	0	0	0	499	567	169.0	337	99	0
Fort Carson Weapons Range		AF Guard	Colorado Spgs	5	12,224	0	0	0	0	0	3,110	12.4	0	0	0
Greeley ANG		AF Guard	Greeley	6	59,025	0	0	0	0	0	17	17.9	0	0	0
Peterson AFB		AF Active	Colorado Spgs	155	2,864,810	36	338,788	0	0	218	1,457	1,043.3	3,599	2,397	38
Schriever AFB		AF Active	Colorado Spgs	57	1,851,593	0	0	0	0	3,202	5,634	598.6	1,656	547	1
USAF Academy		AF Active	Air Force Academy	223	5,745,551	0	0	2	5,448	16,889	53,276	1,582.1	1,711	1,453	0
USAF Academy Auxiliary Airfield		AF Active	Calhan	1	1,651	0	0	0	0	0	197	12.1	0	0	0

* Sites which have assets with a DoD legal interest, excludes State owned assets.

** US Locations that do not meet criteria of at least ten (10) Acres AND at least \$10M PRV. US Territories and Non-US Locations that do not meet criteria of at least ten (10) Acres OR at least \$10M PRV.

DEPARTMENT OF DEFENSE - Air Force
Base Structure Report - As of 30 Sept 2008

SITE *	BRAC 2005	COMPONENT	NAME NEAREST CITY	BUILDINGS						ACRES OWNED	TOTAL ACRES	PRV (\$M)	MIL	CIV	OTHER
				OWNED		LEASED		OTHER							
				COUNT	SQFT	COUNT	SQFT	COUNT	SQFT						
** OTHER SITE(S): 63				150	715,487	3	55,288	1	300	700	8,302	620.2	129	2	0
Colorado Total:				835	15,250,769	39	394,076	3	5,748	24,939	76,894	5,215.9	10,977	4,946	39
Connecticut															
		AF Guard	Windsor Locks	33	319,255	0	0	0	0	0	148	107.3	51	0	0
		AF Guard	New Haven	4	60,673	0	0	0	0	21	29	17.9	323	0	0
Connecticut Total:				37	379,928	0	0	0	0	21	177	125.2	374	0	0
Delaware															
		AF Active	Dover AFB	201	3,561,427	0	0	3	25,641	3,218	3,824	1,515.0	3,303	757	0
		AF Guard	Newport	36	280,527	0	0	0	0	0	80	93.3	1,877	0	0
** OTHER SITE(S): 3				0	0	0	0	0	0	78	79	0.0	0	0	0
Delaware Total:				237	3,841,954	0	0	3	25,641	3,296	3,983	1,608.3	5,180	757	0
District of Columbia															
	R	AF Active	Washington, DC	128	2,941,759	0	0	1	0	607	607	900.5	1,852	747	0
District of Columbia Total:				128	2,941,759	0	0	1	0	607	607	900.5	1,852	747	0
Florida															
		AF Active	Avon Park	38	240,244	0	0	0	0	5,145	5,147	149.5	0	0	0
		AF Active	Avon Park	5	2,915	0	0	0	0	100,929	100,929	31.4	0	29	0
		AF Guard	Starke	24	131,675	0	0	0	0	0	219	28.2	4	0	0
		AF Active	Cape Canaveral AFS	598	3,965,362	0	0	0	0	15,375	16,239	1,513.0	419	211	0
		AF Active	Cudjoe	8	15,832	0	0	0	0	65	69	11.5	0	0	0
		AF Active	Valparaiso	1,875	10,485,716	0	0	4	10,132	436,035	453,594	3,691.1	6,874	3,561	1
		AF Active	Crestview	291	1,285,614	0	0	6	70,472	1,348	1,348	579.8	11	25	0
		AF Active	Ft Walton Beach	55	189,290	0	0	2	8,339	629	629	126.8	0	0	0
		AF Reserve	Homestead	1	93,202	0	0	0	0	12	12	16.7	51	1	0
		AF Reserve	Homestead	121	1,000,335	0	0	0	0	1,943	2,311	558.0	121	229	0
		AF Active	Mary Esther	542	4,644,771	75	443,332	0	0	6,634	6,634	1,445.9	7,508	909	2
		AF Guard	Callahan	38	341,097	0	0	0	0	0	342	106.6	1,825	0	0
		AF Active	Lynn Haven	8	12,631	0	0	0	0	203	203	22.2	0	0	0
		AF Active	Macdill AFB	321	3,913,599	0	0	2	9,990	5,633	5,866	1,441.1	5,725	1,400	66
		AF Active	Palm Bay	9	35,208	0	0	0	0	640	640	12.2	0	0	0
		AF Active	Patrick AFB	529	3,990,461	0	0	0	0	2,089	2,324	1,130.3	1,431	1,284	7
		AF Active	Tyndall AFB	468	3,841,399	0	0	3	9,436	27,452	28,824	1,494.8	3,925	732	0
** OTHER SITE(S): 47				39	66,905	1	10	0	0	895	927	30.8	0	0	0

* Sites which have assets with a DoD legal interest, excludes State owned assets.

** US Locations that do not meet criteria of at least ten (10) Acres AND at least \$10M PRV. US Territories and Non-US Locations that do not meet criteria of at least ten (10) Acres OR at least \$10M PRV.

DEPARTMENT OF DEFENSE - Air Force
Base Structure Report - As of 30 Sept 2008

SITE *	BRAC 2005	COMPONENT	NAME NEAREST CITY	BUILDINGS						ACRES OWNED	TOTAL ACRES	PRV (\$M)	MIL	CIV	OTHER
				OWNED		LEASED		OTHER							
				COUNT	SQFT	COUNT	SQFT	COUNT	SQFT						
Florida Total:				4,970	34,256,256	76	443,342	17	108,369	605,028	626,257	12,389.9	27,894	8,381	76
Georgia															
Air Force Plant 6		AF Active	Marietta	94	6,427,328	0	0	0	0	755	755	1,199.0	0	0	0
Dobbins ARB		AF Reserve	Dobbins AFB	87	1,000,880	0	0	0	0	1,666	1,913	417.4	319	262	0
Glynco ANGS		AF Guard	Brunswick	5	68,731	0	0	0	0	14	14	13.8	0	0	0
Hunter ANGS #2		AF Guard	Savannah	13	63,778	0	0	0	0	0	18	12.8	321	0	0
Moody AFB		AF Active	Moody AFB	334	2,601,642	0	0	0	0	5,094	5,497	809.8	4,523	389	0
Robins AFB		AF Active	Robins AFB	482	13,148,209	0	0	1	34,500	6,779	6,935	3,299.1	6,467	11,739	0
Savannah/Hilton Head IAP		AF Guard	Savannah	96	689,908	0	0	0	0	0	290	178.2	1,814	0	0
** OTHER SITE(S): 9				36	24,012	7	38,933	0	0	6,365	6,427	20.7	212	0	0
Georgia Total:				1,147	24,024,488	7	38,933	1	34,500	20,673	21,849	5,950.9	13,656	12,390	0
Guam															
Andersen Administration Annex		AF Active	Agana	129	754,318	0	0	0	0	1,969	2,024	368.2	0	0	0
Andersen AFB		AF Active	Yigo	1,302	5,309,889	0	0	0	0	11,093	11,096	5,201.8	2,453	431	0
Andersen AFB VOR Annex		AF Active	Andersen AB	0	0	0	0	0	0	0	346	3.0	0	0	0
Andersen AFS		AF Active	Andersen AB	6	16,773	0	0	0	0	32	32	20.9	0	0	0
Andersen Communications Annex #2		AF Active	Barrigada	0	0	0	0	0	0	432	432	10.1	0	0	0
Andersen FH Annex #1		AF Active	Andersen AB	0	0	0	0	0	0	102	102	1.1	0	0	0
Andersen FH Annex #4		AF Active	Agana	1	266	0	0	0	0	408	408	17.1	0	0	0
Andersen Petrol Product Storage Annex #1		AF Active	Andersen AB	2	1,768	0	0	0	0	19	82	81.8	0	0	0
Andersen Petrol Product Storage Annex #2		AF Active	Andersen AB	10	24,855	0	0	0	0	64	64	96.2	0	0	0
Andersen Water Supply Annex		AF Active	Tumon	2	384	0	0	0	0	8	55	8.6	0	0	0
Northwest Guam AFB		AF Active	Agana	10	58,899	0	0	0	0	4,378	4,378	696.1	145	4	35
Guam Total:				1,462	6,167,152	0	0	0	0	18,505	19,019	6,505.1	2,598	435	35
Hawaii															
Barking Sands Communications Station		AF Guard	Kekaha	4	31,016	0	0	0	0	0	11	20.6	253	0	0
Bellows AFS		AF Active	Kailua	97	142,139	0	0	0	0	409	487	160.0	28	10	0
Hickam AFB		AF Active	Hickam AFBBase	316	5,092,658	0	0	0	0	2,525	2,535	3,818.9	7,011	1,298	29
Hickam Petroleum Products Storage Annex		AF Active	Wahiawa	18	10,417	0	0	0	0	92	151	185.2	0	0	0
Kaena Point Satellite Tracking Station		AF Active	Waianae	25	69,531	0	0	0	0	0	153	60.3	2	18	0
Koikee AFS		AF Active	Kekaha	12	23,239	0	0	0	0	0	10	15.8	40	0	0

* Sites which have assets with a DoD legal interest, excludes State owned assets.

** US Locations that do not meet criteria of at least ten (10) Acres AND at least \$10M PRV. US Territories and Non-US Locations that do not meet criteria of at least ten (10) Acres OR at least \$10M PRV.

DEPARTMENT OF DEFENSE - Air Force
Base Structure Report - As of 30 Sept 2008

SITE *	BRAC 2005	COMPONENT	NAME NEAREST CITY	BUILDINGS						ACRES OWNED	TOTAL ACRES	PRV (\$M)	MIL	CIV	OTHER
				OWNED		LEASED		OTHER							
				COUNT	SQFT	COUNT	SQFT	COUNT	SQFT						
** OTHER SITE(S): 15				36	227,489	0	0	15	87,762	6	632	220.3	957	7	47
Hawaii Total:				508	5,596,489	0	0	15	87,762	3,032	3,980	4,481.0	8,291	1,333	76
Idaho															
		AF Guard	Boise	177	1,695,611	2	3,298	0	0	0	576	552.4	2,316	0	0
		AF Active	Mountain Home AFB	1,036	4,844,209	0	0	16	33,326	2,250	6,850	2,181.2	4,463	438	0
		AF Active	Bruneau	5	10,918	0	0	0	0	640	109,466	13.1	0	0	0
** OTHER SITE(S): 42				29	26,918	0	0	0	0	3	18,252	31.8	0	0	0
Idaho Total:				1,247	6,577,656	2	3,298	16	33,326	2,893	135,144	2,778.4	6,779	438	0
Illinois															
		AF Guard	Springfield	32	325,694	0	0	0	0	0	90	119.7	1,749	0	0
		AF Active	Chanute AFB	230	2,794,192	0	0	0	0	1,343	1,343	1,087.5	0	2	0
		AF Guard	Bartonville	33	452,987	0	0	0	0	0	765	177.5	2,253	0	0
		AF Active	Belleville	268	4,583,626	0	0	3	12,852	2,881	3,638	1,807.8	6,399	3,008	27
** OTHER SITE(S): 4				4	8,007	0	0	0	0	37	43	5.0	0	0	0
Illinois Total:				567	8,164,506	0	0	3	12,852	4,261	5,880	3,197.6	10,401	3,010	27
Indiana															
		AF Guard	Fort Wayne	28	347,241	1	14,280	0	0	0	189	130.4	1,739	0	0
		AF Active	Peru	27	365,612	0	0	0	0	2,095	2,537	138.7	0	2	0
		AF Reserve	Grissom AFB	91	1,204,792	0	0	0	0	343	343	664.1	259	241	0
		AF Guard	Terre Haute	47	343,090	0	0	0	0	37	121	114.4	1,502	0	0
** OTHER SITE(S): 2				10	26,662	0	0	0	0	0	1,045	8.6	0	0	0
Indiana Total:				203	2,287,397	1	14,280	0	0	2,475	4,235	1,056.1	3,500	243	0
Iowa															
		AF Guard	Des Moines	29	211,307	4	177,278	1	15,546	0	171	123.9	1,903	0	0
		AF Guard	Fort Dodge	13	40,060	0	0	0	0	0	13	10.9	254	0	0
		AF Guard	Sioux City	40	451,656	0	0	0	0	16	306	148.8	1,492	0	0
Iowa Total:				82	703,023	4	177,278	1	15,546	16	490	283.6	3,649	0	0
Johnston Atoll															
		AF Active	Johnston Atoll	72	295,161	0	0	0	0	684	684	501.9	0	0	1,043
Johnston Atoll Total:				72	295,161	0	0	0	0	684	684	501.9	0	0	1,043

* Sites which have assets with a DoD legal interest, excludes State owned assets.

** US Locations that do not meet criteria of at least ten (10) Acres AND at least \$10M PRV. US Territories and Non-US Locations that do not meet criteria of at least ten (10) Acres OR at least \$10M PRV.

DEPARTMENT OF DEFENSE - Air Force
Base Structure Report - As of 30 Sept 2008

SITE *	BRAC 2005	COMPONENT	NAME NEAREST CITY	BUILDINGS						ACRES OWNED	TOTAL ACRES	PRV (\$M)	MIL	CIV	OTHER
				OWNED		LEASED		OTHER							
				COUNT	SQFT	COUNT	SQFT	COUNT	SQFT						
<u>Kansas</u>															
		AF Guard	Topeka	33	690,403	0	0	0	0	215	215	225.3	1,694	28	0
		AF Active	Wichita	756	4,415,012	0	0	0	0	2,682	3,616	1,531.4	4,640	378	0
		AF Guard	Salina	32	45,671	0	0	0	0	33,878	33,878	54.7	44	0	0
** OTHER SITE(S): 6				0	0	0	0	0	0	101	348	1.0	0	0	0
Kansas Total:				821	5,151,086	0	0	0	0	36,876	38,057	1,812.5	6,378	406	0
<u>Kentucky</u>															
		AF Guard	Louisville	14	368,860	0	0	0	0	0	81	102.6	2,082	0	0
Kentucky Total:				14	368,860	0	0	0	0	0	81	102.6	2,082	0	0
<u>Louisiana</u>															
		AF Active	Barksdale AFB	436	4,889,128	0	0	0	0	21,945	22,504	1,751.3	5,372	573	0
		AF Active	England AFB	423	2,199,202	0	0	0	0	576	576	628.6	0	1	0
		AF Guard	Belle Chasse	56	487,019	0	0	0	0	67	67	132.0	2,021	10	0
** OTHER SITE(S): 8				61	439,959	0	0	0	0	39	7,867	122.3	251	0	0
Louisiana Total:				976	8,015,308	0	0	0	0	22,627	31,014	2,634.2	7,644	584	0
<u>Maine</u>															
		AF Guard	Bangor	39	473,718	0	0	0	0	122	305	186.7	1,637	0	0
		AF Active	Columbia Falls	4	20,375	0	0	0	0	1,066	1,066	34.8	0	0	0
		AF Active	Bingham	4	44,315	0	0	0	0	1,370	1,370	34.8	0	0	0
		AF Guard	South Portland	9	56,313	0	0	0	0	0	12	14.1	421	0	0
** OTHER SITE(S): 3				0	0	0	0	0	0	0	0	0.0	0	0	0
Maine Total:				56	594,721	0	0	0	0	2,558	2,753	270.4	2,058	0	0
<u>Maryland</u>															
		AF Active	Andrews AFB	318	5,057,355	0	0	1	2,800	4,996	5,008	2,019.9	6,809	1,485	9
		AF Active	Brandywine	4	3,944	0	0	0	0	1,640	1,640	12.4	0	0	0
		AF Active	Davidsonville	2	26,540	0	0	0	0	864	864	20.0	0	0	0
		AF Guard	Baltimore	52	389,317	0	0	0	0	175	175	120.7	2,755	0	0
		AF Active	Landover	0	0	194	1,942,174	0	0	0	234	282.7	0	0	0
** OTHER SITE(S): 5				18	17,433	0	0	3	105,164	22	24	37.5	0	10	0
Maryland Total:				394	5,494,589	194	1,942,174	4	107,964	7,697	7,945	2,493.1	9,564	1,495	9
<u>Massachusetts</u>															
		AF Guard	Westfield	39	339,125	2	8,540	0	0	2	373	123.2	1,795	0	0

* Sites which have assets with a DoD legal interest, excludes State owned assets.

** US Locations that do not meet criteria of at least ten (10) Acres AND at least \$10M PRV. US Territories and Non-US Locations that do not meet criteria of at least ten (10) Acres OR at least \$10M PRV.

DEPARTMENT OF DEFENSE - Air Force

Base Structure Report - As of 30 Sept 2008

SITE *	BRAC 2005	COMPONENT	NAME NEAREST CITY	BUILDINGS						ACRES OWNED	TOTAL ACRES	PRV (\$M)	MIL	CIV	OTHER
				OWNED		LEASED		OTHER							
				COUNT	SQFT	COUNT	SQFT	COUNT	SQFT						
Cape Cod AS		AF Active	Bourne	14	103,674	0	0	0	0	0	101	39.7	56	6	0
Hanscom AFB		AF Active	Bedford	133	3,645,478	0	0	0	0	779	846	1,083.9	1,066	1,601	0
Otis ANGB		AF Guard	Otis ANGB, Mashpee	178	1,373,453	0	0	12	101,608	1,366	4,042	721.1	1,804	156	0
Westover ARB		AF Reserve	Westover AFB	113	1,467,552	0	0	0	0	2,515	2,585	815.6	115	304	0
** OTHER SITE(S): 7				35	81,529	0	0	1	960	88	287	26.7	340	0	0
Massachusetts Total:				512	7,010,811	2	8,540	13	102,568	4,750	8,234	2,810.3	5,176	2,067	0
Michigan															
Alpena County Regional Airport		AF Guard	Alpena	99	475,568	0	0	0	0	668	695	244.3	253	0	0
K I Sawyer AFB		AF Active	Gwinn	978	2,947,831	0	0	0	0	2,923	3,930	843.8	34	0	0
Selfridge ANGB		AF Guard	Mount Clemens	330	2,908,551	0	0	1	2,414	2,571	3,085	1,142.6	3,002	368	0
W K Kellogg Airport		AF Guard	Battle Creek	40	397,371	0	0	0	0	0	318	150.4	1,658	0	0
Wurtsmith AFB		AF Active	Wurtsmith AFB	146	1,191,832	0	0	0	0	634	634	622.8	0	2	0
** OTHER SITE(S): 3				4	14,064	0	0	0	0	55	55	7.7	0	0	0
Michigan Total:				1,597	7,935,217	0	0	1	2,414	6,851	8,717	3,011.6	4,947	370	0
Minnesota															
Duluth IAP		AF Guard	Duluth	49	502,414	0	0	0	0	0	256	163.5	1,795	28	0
Minneapolis-St Paul		AF Reserve	Minneapolis	88	1,165,295	0	0	1	1,479	215	246	388.2	2,165	154	0
** OTHER SITE(S): 3				5	22,269	0	0	0	0	33	34	10.3	0	0	0
Minnesota Total:				142	1,689,978	0	0	1	1,479	248	536	561.9	3,960	182	0
Mississippi															
Camp Shelby Range		AF Guard	Beaumont	4	14,117	0	0	0	0	0	196	17.3	0	0	0
Columbus AFB		AF Active	Columbus AFB	180	1,579,105	0	0	0	0	4,411	4,919	658.6	835	436	0
Columbus Auxiliary Airfield		AF Active	Shuqualak	5	11,370	0	0	0	0	895	1,061	33.2	0	0	0
Gulfport-Biloxi Regional Airport (ANG)		AF Guard	Gulfport	58	516,568	0	0	0	0	11	267	145.3	684	0	0
Jackson IAP, Thompson Field		AF Guard	Flowood	28	506,298	4	10,940	0	0	0	139	157.8	2,012	0	0
Keesler AFB		AF Active	Biloxi	497	7,848,095	0	0	0	0	609	721	2,165.2	3,103	1,591	0
Keesler Training Annex #1		AF Active	Biloxi	91	364,324	0	0	0	0	57	57	49.2	0	0	0
Key Field		AF Guard	Meridian	37	404,035	0	0	0	0	0	120	124.0	1,860	8	0
** OTHER SITE(S): 4				6	1,786	0	0	1	5,193	160	2,037	7.6	0	0	0
Mississippi Total:				906	11,245,698	4	10,940	1	5,193	6,142	9,517	3,358.0	8,494	2,035	0
Missouri															
Fort Leonard Wood Range		AF Guard	Fort Leonard Wood	3	6,787	0	0	1	7,500	0	305	12.7	26	0	0
Jefferson Barracks ANGS		AF Guard	St. Louis	1	323	29	350,053	0	0	0	135	98.4	332	0	0

* Sites which have assets with a DoD legal interest, excludes State owned assets.

** US Locations that do not meet criteria of at least ten (10) Acres AND at least \$10M PRV. US Territories and Non-US Locations that do not meet criteria of at least ten (10) Acres OR at least \$10M PRV.

DEPARTMENT OF DEFENSE - Air Force

Base Structure Report - As of 30 Sept 2008

SITE *	BRAC 2005	COMPONENT	NAME NEAREST CITY	BUILDINGS						ACRES OWNED	TOTAL ACRES	PRV (\$M)	MIL	CIV	OTHER
				OWNED		LEASED		OTHER							
				COUNT	SQFT	COUNT	SQFT	COUNT	SQFT						
Lambert-St Louis		AF Guard	St. Ann	39	381,192	0	0	0	0	25	49	110.1	2,324	1	0
Rosecrans MAP (139AG)		AF Guard	St. Joseph	45	347,727	0	0	0	0	54	433	116.1	1,870	8	0
St Louis AFS		AF Active	St. Louis	13	737,465	0	0	0	0	25	25	154.2	7	0	0
Whiteman AFB		AF Active	Knob Noster	980	4,976,154	0	0	0	0	3,869	5,417	1,904.5	3,195	429	0
** OTHER SITE(S): 9				8	19,713	0	0	0	0	12	26	3.3	0	0	0
Missouri Total:				1,089	6,469,361	29	350,053	1	7,500	3,985	6,390	2,399.4	7,754	438	0
Montana															
Great Falls IAP		AF Guard	Great Falls	41	410,145	0	0	0	0	1	140	143.0	1,708	0	0
Malmstrom AFB		AF Active	Malmstrom AFB	779	4,885,762	0	0	0	0	3,186	3,627	1,514.6	3,753	517	0
** OTHER SITE(S): 234				269	307,392	2	36	0	0	714	26,790	1,651.0	0	0	0
Montana Total:				1,089	5,603,299	2	36	0	0	3,901	30,557	3,308.6	5,461	517	0
Nebraska															
Lincoln MAP		AF Guard	Lincoln	24	339,937	0	0	0	0	97	114	103.6	1,608	0	0
Offutt AFB		AF Active	Offutt A.F.B.	208	5,909,801	0	0	0	0	1,908	1,923	1,674.6	5,826	1,820	2
Offutt Communications Annex #2 Globecom		AF Active	Elkhorn	5	28,755	0	0	0	0	372	372	13.0	0	0	0
Offutt FH Annex		AF Active	Offutt A.F.B.	34	412,711	0	0	0	0	790	793	179.4	0	0	0
** OTHER SITE(S): 96				103	163,490	0	0	0	0	754	11,187	559.8	0	0	0
Nebraska Total:				374	6,854,694	0	0	0	0	3,921	14,389	2,530.4	7,434	1,820	2
Nevada															
Creech AFB		AF Active	Indian Springs	86	453,500	0	0	0	0	235	2,300	382.9	1,565	81	0
Nellis AFB		AF Active	Las Vegas	600	5,837,672	1	20	0	0	5,215	14,161	2,973.9	7,524	1,149	37
Nellis Air Force Range		AF Active	Indian Springs	91	136,663	0	0	0	0	433	3,092,317	305.1	0	0	0
Nellis Water System Annex		AF Active	Las Vegas	2	19,347	0	0	0	0	104	107	15.6	0	0	0
Reno Tahoe IAP		AF Guard	Reno	36	410,495	0	0	0	0	60	60	171.3	1,801	0	0
Tonopah AFS Z164		AF Active	Tonopah	16	38,394	0	0	0	0	4	47	12.9	0	0	0
Tonopah Auxiliary Airfield Annex		AF Active	Tonopah	144	1,649,783	0	0	0	0	2,157	2,157	922.1	0	0	0
Tonopah Auxiliary Airfield Annex #2		AF Active	Tonopah	94	790,195	0	0	0	0	0	109	228.0	0	0	0
** OTHER SITE(S): 20				15	38,909	3	2,978	0	0	0	26,029	23.2	0	0	0
Nevada Total:				1,084	9,374,958	4	2,998	0	0	8,208	3,137,287	5,034.9	10,890	1,230	37
New Hampshire															
New Boston AS		AF Active	New Boston	28	137,912	0	0	0	0	2,826	2,873	65.6	10	39	0
Newington Defense Fuel Support Point		AF Active	Portsmouth	4	9,462	0	0	0	0	10	15	34.5	0	0	0

* Sites which have assets with a DoD legal interest, excludes State owned assets.

** US Locations that do not meet criteria of at least ten (10) Acres AND at least \$10M PRV. US Territories and Non-US Locations that do not meet criteria of at least ten (10) Acres OR at least \$10M PRV.

DEPARTMENT OF DEFENSE - Air Force
Base Structure Report - As of 30 Sept 2008

SITE *	BRAC 2005	COMPONENT	NAME NEAREST CITY	BUILDINGS						ACRES OWNED	TOTAL ACRES	PRV (\$M)	MIL	CIV	OTHER
				OWNED		LEASED		OTHER							
				COUNT	SQFT	COUNT	SQFT	COUNT	SQFT						
Pease AFB		AF Active	Pease AFB	16	368,344	0	0	0	0	276	276	104.0	1,718	9	0
Pease ANGB		AF Guard	Portsmouth	50	517,959	0	0	2	834	219	219	200.7	0	1	0
New Hampshire Total:				98	1,033,677	0	0	2	834	3,331	3,383	404.8	1,728	49	0
New Jersey															
Air Mobility Warfare Center		AF Active	Fort Dix	8	248,279	0	0	0	0	31	31	63.2	0	0	0
Atlantic City IAP		AF Guard	Pleasantville	35	355,849	0	0	5	46,060	0	296	150.1	2,017	0	0
McGuire AFB		AF Active	McGuire AFB	267	5,108,858	0	0	1	1,546	3,603	3,660	2,128.8	6,369	816	1
Warren Grove Range		AF Guard	Warren Grove	7	11,430	0	0	0	0	9,416	9,416	11.0	0	0	0
** OTHER SITE(S): 6				20	130,542	0	0	2	5,310	259	515	668.3	0	0	0
New Jersey Total:				337	5,854,958	0	0	8	52,916	13,308	13,917	3,021.4	8,386	816	1
New Mexico															
Boles Wells Water System Annex		AF Active	Holloman AFB	2	6,000	0	0	0	0	2,694	7,411	26.3	0	0	0
Cannon AFB		AF Active	Cannon AFB	1,071	4,549,849	0	0	0	0	3,789	4,542	1,431.8	2,168	408	0
Cannon Meadows Housing Area		AF Active	Portales	0	0	151	249,897	0	0	0	39	35.7	0	0	0
Cannon Place Housing Area		AF Active	Clovis	0	0	202	336,765	0	0	0	40	47.2	0	0	0
Holloman AFB		AF Active	Holloman AFB	507	6,087,372	0	0	0	0	10,601	54,055	2,397.5	2,050	794	0
Kirtland AFB		AF Active	Kirtland AFB	721	7,271,574	0	0	0	0	25,539	44,072	2,770.9	5,249	1,904	60
Melrose Air Force Range		AF Active	Floyd	12	17,479	0	0	0	0	53,040	81,203	28.0	0	0	0
** OTHER SITE(S): 14				29	225,889	0	0	0	0	6	253	61.8	0	0	0
New Mexico Total:				2,342	18,158,163	353	586,662	0	0	95,669	191,615	6,799.2	9,467	3,106	60
New York															
Air Force Plant #59		AF Active	Johnson City	4	637,238	0	0	0	0	29	32	178.3	0	0	0
Francis S. Gabreski Airport		AF Guard	Westhampton Beach	0	0	33	350,765	0	0	0	89	114.4	1,847	0	0
Hancock Field		AF Guard	North Syracuse	46	495,096	0	0	1	26,000	342	342	200.2	2,100	0	0
Neads Unit, Rome		AF Guard	Rome	4	57,228	0	0	0	0	39	39	16.8	0	0	0
Niagara Falls		AF Reserve	Niagara Falls	86	934,424	0	0	0	0	548	985	365.6	1,470	175	0
Plattsburg AFB		AF Active	Plattsburgh	1,388	5,008,409	0	0	0	0	4,686	4,686	1,515.4	0	4	0
Rome Laboratory		AF Active	Rome	14	1,409,280	0	0	0	0	108	112	411.9	3	0	0
Schenectady MAP (ANG)		AF Guard	Schenectady	38	389,476	0	0	0	0	122	122	129.0	2,121	0	0
Stewart IAP		AF Guard	New Windsor	31	761,432	0	0	0	0	0	268	414.5	3,315	0	0
Verona Defense Fuel Support Point		AF Active	Verona	5	4,806	0	0	0	0	35	35	22.1	0	0	0
Verona Test Annex		AF Active	Vernon	19	62,139	0	0	0	0	494	495	26.1	0	0	0
** OTHER SITE(S): 11				14	46,335	0	0	0	0	360	8,694	16.1	0	0	0
New York Total:				1,649	9,805,863	33	350,765	1	26,000	6,763	15,899	3,410.5	10,856	179	0

* Sites which have assets with a DoD legal interest, excludes State owned assets.

** US Locations that do not meet criteria of at least ten (10) Acres AND at least \$10M PRV. US Territories and Non-US Locations that do not meet criteria of at least ten (10) Acres OR at least \$10M PRV.

DEPARTMENT OF DEFENSE - Air Force
Base Structure Report - As of 30 Sept 2008

SITE *	BRAC 2005	COMPONENT	NAME NEAREST CITY	BUILDINGS						ACRES OWNED	TOTAL ACRES	PRV (\$M)	MIL	CIV	OTHER
				OWNED		LEASED		OTHER							
				COUNT	SQFT	COUNT	SQFT	COUNT	SQFT						
North Carolina															
Badin ANGS		AF Guard	Badin	8	46,787	0	0	0	0	22	22	10.0	362	0	0
Charlotte/Douglas IAP		AF Guard	Charlotte	25	351,047	0	0	0	0	99	99	106.1	2,026	0	0
Dare County Range		AF Active	Stumpy Point	13	35,510	0	0	0	0	46,595	46,604	19.2	0	0	0
Fort Fisher Recreation Site		AF Active	Kure Beach	55	128,188	0	0	0	0	40	40	30.2	0	0	0
Pope AFB	R	AF Active	Spring Lake	218	2,501,448	0	0	1	3,600	213	1,774	967.9	2,951	411	0
Pope AFB Munitions Storage Area	R	AF Active	Spring Lake	14	48,898	0	0	0	0	0	173	12.7	0	0	0
Seymour Johnson AFB		AF Active	Seymour Johnson AFB	986	4,706,422	0	0	0	0	3,232	4,118	1,270.4	4,322	409	0
Stanly County Airport		AF Guard	New London	31	93,527	0	0	0	0	111	111	25.4	304	5	0
** OTHER SITE(S): 7				0	0	0	0	0	0	5	33	0.4	0	0	0
North Carolina Total:				1,350	7,911,827	0	0	1	3,600	50,317	52,974	2,442.2	9,965	825	0
North Dakota															
Cavalier AS		AF Active	Mountain	31	410,639	0	0	0	0	278	295	136.2	22	6	0
Defense Fuel Support Point		AF Active	Grand Forks	4	2,853	0	0	0	0	11	28	30.2	0	0	0
Grand Forks AFB	R	AF Active	Grand Forks AFB	812	5,776,068	0	0	0	0	4,830	5,420	1,554.1	2,166	377	0
Hector IAP		AF Guard	Fargo	33	397,439	0	0	0	0	0	249	137.9	1,649	0	0
Minot AFB		AF Active	Minot AFB	1,090	7,235,826	0	0	0	0	4,965	5,616	2,161.7	4,746	605	0
** OTHER SITE(S): 287				368	241,472	0	0	0	0	2,925	23,247	1,131.2	0	0	0
North Dakota Total:				2,338	14,064,297	0	0	0	0	13,010	34,855	5,151.3	8,583	988	0
Ohio															
Blue Ash ANGS		AF Guard	Blue Ash	15	51,571	0	0	0	0	12	12	13.0	323	0	0
Camp Perry (ANG)		AF Guard	Port Clinton	18	110,207	0	0	0	0	59	59	21.0	408	0	0
Cincinnati Defense Fuel Support Point		AF Active	Cincinnati	6	3,963	0	0	0	0	64	67	35.1	0	0	0
Mansfield Lahm MAP		AF Guard	Mansfield	27	285,984	0	0	1	4,800	226	226	86.1	1,914	0	0
Rickenbacker IAP (ANG)		AF Guard	Lockbourne	23	464,218	0	0	0	0	1,036	1,036	235.7	2,207	1	0
Springfield Beckley MAP		AF Guard	Springfield	34	386,954	0	0	0	0	131	131	120.0	1,674	11	0
Toledo/Exp Airport		AF Guard	Swanton	34	328,451	0	0	0	0	135	135	97.1	1,939	0	0
Wright-Patterson AFB		AF Active	Wright-Patterson AFB	778	16,507,470	0	0	3	175,837	3,912	8,189	4,543.2	4,462	9,972	0
Youngstown Joint ARS		AF Reserve	Vienna	63	635,122	0	0	0	0	230	659	201.7	45	175	0
** OTHER SITE(S): 3				7	33,132	0	0	3	6,000	5	392	12.6	214	0	0
Ohio Total:				1,005	18,807,072	0	0	7	186,637	5,810	10,906	5,365.5	13,186	10,159	0
Oklahoma															
Altus AFB		AF Active	Altus AFB	179	2,794,465	0	0	0	0	4,087	7,054	1,286.0	1,404	1,193	0
Kegelman Air Force Auxiliary Field		AF Active	Jet	7	9,457	0	0	0	0	1,066	1,284	38.7	0	0	0

* Sites which have assets with a DoD legal interest, excludes State owned assets.

** US Locations that do not meet criteria of at least ten (10) Acres AND at least \$10M PRV. US Territories and Non-US Locations that do not meet criteria of at least ten (10) Acres OR at least \$10M PRV.

DEPARTMENT OF DEFENSE - Air Force
Base Structure Report - As of 30 Sept 2008

SITE *	BRAC 2005	COMPONENT	NAME NEAREST CITY	BUILDINGS						ACRES OWNED	TOTAL ACRES	PRV (\$M)	MIL	CIV	OTHER
				OWNED		LEASED		OTHER							
				COUNT	SQFT	COUNT	SQFT	COUNT	SQFT						
Tinker AFB		AF Active	Oklahoma City	457	14,742,158	0	0	0	0	3,867	4,922	3,994.7	5,769	12,685	0
Tinker Support Annex		AF Active	Oklahoma City	27	173,166	0	0	0	0	89	133	51.5	0	0	0
Tulsa IAP		AF Guard	Tulsa	41	369,463	0	0	0	0	80	80	114.1	2,168	0	0
Vance AFB		AF Active	Vance AFB	123	1,360,815	0	0	0	0	1,830	3,740	585.3	666	160	0
Will Rogers World Airport	R	AF Guard	Oklahoma City	27	362,919	0	0	0	0	133	133	108.2	1,431	47	0
** OTHER SITE(S): 8				10	11,259	1	4	0	0	976	1,012	5.0	0	0	0
Oklahoma Total:				871	19,823,702	1	4	0	0	12,128	18,359	6,183.6	11,438	14,085	0
Oregon															
Christmas Valley Radar Site		AF Active	Christmas Valley	4	45,846	0	0	0	0	0	2,656	28.1	0	0	0
Klamath Falls Airport-Kingsley Field (ANG)		AF Guard	Klamath Falls	69	459,383	0	0	0	0	50	1,062	168.2	1,665	8	0
Portland IAP		AF Guard	Portland	66	725,388	0	0	0	0	0	246	266.6	2,121	17	0
** OTHER SITE(S): 2				9	58,837	0	0	0	0	0	190	15.9	0	0	0
Oregon Total:				148	1,289,454	0	0	0	0	50	4,154	478.8	3,786	25	0
Pennsylvania															
Fort Indiantown Gap AGS		AF Guard	Annville	63	197,960	0	0	0	0	0	190	52.6	1,137	0	0
Harrisburg IAP (ANG)		AF Guard	Middletown	33	293,409	1	15,077	0	0	0	42	88.4	1,802	7	0
Pittsburgh IAP (ANG)		AF Guard	Coraopolis	31	403,910	0	0	0	0	179	179	134.0	2,195	0	0
Pittsburgh IAP (ARS)		AF Reserve	Moon Township	54	521,515	0	0	1	3,620	12	181	145.8	46	120	0
State College AGS		AF Guard	State College	5	44,221	0	0	0	0	0	29	13.1	172	0	0
Willow Grove JRB		AF Guard	Horsham	53	634,523	0	0	0	0	170	170	233.6	2,110	0	0
** OTHER SITE(S): 4				1	22,039	0	0	1	1,064	2	385	6.9	0	0	0
Pennsylvania Total:				240	2,117,577	1	15,077	2	4,684	363	1,177	674.2	7,462	127	0
Puerto Rico															
Lajas Radar Site (TARS #16)		AF Active	Lajas	7	10,064	0	0	0	0	0	23	10.2	0	0	0
Luis Munoz Marin IAP		AF Guard	Carolina	40	351,513	0	0	0	0	0	95	143.4	1,666	0	0
Punta Borinquen Radar Site		AF Guard	Aguadilla	10	53,235	0	0	0	0	6	6	18.9	0	0	0
Punta Salinas Radar Site		AF Guard	Catano, Catano	17	52,202	0	0	0	0	30	30	19.3	39	0	0
Ramey AF Solar Observatory Research Site		AF Active	Aguadilla	6	6,196	0	0	0	0	74	81	2.2	0	0	0
Puerto Rico Total:				80	473,210	0	0	0	0	110	236	194.0	1,705	0	0
Rhode Island															
Coventry ANGS		AF Guard	Coventry	12	54,439	0	0	0	0	18	18	15.1	0	0	0
North Smithfield ANGS		AF Guard	Slatersville	8	63,810	0	0	0	0	24	34	18.2	424	0	0
Quonset State Airport		AF Guard	North Kingstown	33	476,524	0	0	1	1,762	0	103	167.5	1,625	0	0

* Sites which have assets with a DoD legal interest, excludes State owned assets.

** US Locations that do not meet criteria of at least ten (10) Acres AND at least \$10M PRV. US Territories and Non-US Locations that do not meet criteria of at least ten (10) Acres OR at least \$10M PRV.

DEPARTMENT OF DEFENSE - Air Force
Base Structure Report - As of 30 Sept 2008

SITE *	BRAC 2005	COMPONENT	NAME NEAREST CITY	BUILDINGS						ACRES OWNED	TOTAL ACRES	PRV (\$M)	MIL	CIV	OTHER
				OWNED		LEASED		OTHER							
				COUNT	SQFT	COUNT	SQFT	COUNT	SQFT						
Rhode Island Total:				53	594,773	0	0	1	1,762	42	155	200.8	2,049	0	0
South Carolina															
Charleston AFB		AF Active	Charleston AFB	535	3,829,547	0	0	0	0	3,118	3,877	1,247.6	3,578	730	0
Charleston Defense Fuel Support Point		AF Active	Hanahan	7	5,223	0	0	0	0	44	56	55.8	0	0	0
Hunley Park Military FH		AF Active	North Charleston	131	393,632	0	0	0	0	271	271	64.9	0	0	0
McEntire Joint NGB		AF Guard	Eastover	87	722,665	0	0	0	0	2,344	2,473	261.4	2,567	4	0
Myrtle Beach AFB		AF Active	Myrtle Beach AFB	89	475,603	0	0	0	0	1,876	2,106	190.3	0	0	0
North Air Force Auxiliary Field		AF Active	North	5	29,195	0	0	0	0	2,279	2,393	63.8	0	11	0
Shaw AFB		AF Active	Shaw AFB	1,038	5,073,704	0	0	0	0	3,330	3,416	1,190.9	4,580	581	0
** OTHER SITE(S): 13				59	69,324	0	0	0	0	12,484	12,562	16.4	0	0	0
South Carolina Total:				1,951	10,598,893	0	0	0	0	25,745	27,154	3,091.1	10,725	1,326	0
South Dakota															
Dakota Ridge FH Annex		AF Active	Rapid City	0	0	200	420,679	1	2,135	0	50	59.3	0	0	0
Ellsworth AFB		AF Active	Ellsworth AFB	497	4,743,153	251	1,177,843	17	342,568	5,409	6,233	2,111.7	3,210	536	0
Joe Foss Field		AF Guard	Sioux Falls	37	438,066	0	0	0	0	0	217	138.4	1,836	0	0
** OTHER SITE(S): 16				1	133	0	0	0	0	2,496	2,976	4.2	0	0	0
South Dakota Total:				535	5,181,352	451	1,598,522	18	344,703	7,905	9,476	2,313.7	5,046	536	0
Tennessee															
Arnold AS		AF Active	Arnold AFS	315	2,807,033	0	0	2	372	39,080	39,081	6,515.9	58	194	0
McGhee Tyson Airport		AF Guard	Louisville	73	763,641	0	0	0	0	346	346	210.3	2,028	15	0
Memphis IAP		AF Guard	Memphis	32	384,675	0	0	0	0	0	221	113.3	1,884	0	0
Nashville IAP		AF Guard	Nashville	36	433,240	0	0	0	0	0	90	125.6	1,998	0	0
** OTHER SITE(S): 2				8	31,698	0	0	0	0	0	10	8.9	478	0	0
Tennessee Total:				464	4,420,287	0	0	2	372	39,426	39,747	6,974.0	6,446	209	0
Texas															
Air Force Plant 4		AF Active	Fort Worth	73	5,559,962	0	0	0	0	636	727	1,188.6	10	7	0
Brooks AFB	C	AF Active	Brooks AFB	0	0	126	1,759,312	0	0	0	280	484.6	728	1,242	0
Camp Bullis Training Annex		AF Active	San Antonio	14	122,954	0	0	2	4,605	0	47	35.3	38	0	0
Dyess AFB		AF Active	Abilene	681	4,507,937	0	0	0	0	3,120	6,320	1,570.3	5,040	387	0
Eldorado AFS		AF Active	El Dorado AFS	6	114,357	0	0	0	0	119	128	30.3	0	0	0
Ellington Field		AF Guard	Ellington Field	55	540,443	0	0	0	0	213	213	141.1	1,639	0	0
Fort Bliss ANG		AF Guard	Fort Bliss	4	47,766	0	0	0	0	0	12	12.3	0	0	0
Goodfellow AFB		AF Active	Goodfellow AFB	156	2,277,437	0	0	0	0	1,183	1,218	612.6	1,433	580	0
Hensley Field AGS		AF Guard	Dallas	0	0	7	62,907	0	0	23	23	14.9	93	0	0

* Sites which have assets with a DoD legal interest, excludes State owned assets.

** US Locations that do not meet criteria of at least ten (10) Acres AND at least \$10M PRV. US Territories and Non-US Locations that do not meet criteria of at least ten (10) Acres OR at least \$10M PRV.

DEPARTMENT OF DEFENSE - Air Force
Base Structure Report - As of 30 Sept 2008

SITE *	BRAC 2005	COMPONENT	NAME NEAREST CITY	BUILDINGS						ACRES OWNED	TOTAL ACRES	PRV (\$M)	MIL	CIV	OTHER
				OWNED		LEASED		OTHER							
				COUNT	SQFT	COUNT	SQFT	COUNT	SQFT						
Hondo MAP		AF Active	Hondo	9	2,914	1	33,800	0	0	0	862	128.0	0	0	0
Kelly AFB		AF Active	Kelly AFB	211	8,922,783	90	1,973,664	0	0	1,608	1,614	2,124.5	224	139	1
Kelly Field Annex		AF Active	San Antonio	139	2,238,476	0	0	0	0	2,134	2,789	766.1	1,542	0	0
Lackland AFB		AF Active	Lackland AFB	784	10,472,577	0	0	2	18,000	2,712	2,719	2,710.4	8,914	4,530	0
Lackland Training Annex		AF Active	San Antonio	322	1,711,717	0	0	0	0	4,017	4,017	471.1	2	0	0
Laughlin AFB		AF Active	Laughlin AFB	208	1,929,534	0	0	0	0	4,355	4,692	816.6	864	949	0
Laughlin AFB Aux 1		AF Active	Spofford	8	4,498	0	0	0	0	402	724	25.6	0	0	0
Randolph AFB		AF Active	Randolph AFB	249	4,027,103	0	0	0	0	626	3,137	1,294.8	2,827	5,792	0
Seguin Air Force Auxiliary Field		AF Active	Seguin	5	3,962	0	0	0	0	957	957	74.8	0	0	0
Sheppard AFB		AF Active	Sheppard AFB	354	8,320,214	0	0	0	0	4,598	5,297	2,547.5	2,533	1,297	0
** OTHER SITE(S): 39				167	484,962	2	8,973	55	732,882	2,072	3,810	324.0	2,253	173	0
Texas Total:				3,445	51,289,596	226	3,838,656	59	755,487	28,774	39,586	15,373.1	28,140	15,096	1
Utah															
Hill AFB		AF Active	Hill AFB	776	12,542,197	0	0	0	0	517	6,979	4,074.5	4,083	10,415	1
Little Mountain Test Annex		AF Active	Ogden	18	120,913	0	0	0	0	731	740	43.4	0	0	0
Salt Lake City IAP		AF Guard	Salt Lake City	52	456,506	0	0	0	0	135	135	145.3	2,490	0	0
Utah Test and Training Range South UT		AF Active	Wendover	33	27,350	0	0	0	0	555,782	572,768	39.5	0	0	0
UTTR - North		AF Active	Grouse Creek	80	410,811	0	0	0	0	348,767	366,874	186.8	0	0	0
** OTHER SITE(S): 67				22	13,907	0	0	3	8,508	47	300	8.9	0	0	0
Utah Total:				981	13,571,684	0	0	3	8,508	905,979	947,795	4,498.4	6,573	10,415	1
Vermont															
Burlington IAP		AF Guard	South Burlington	40	422,714	0	0	0	0	0	230	136.4	1,962	0	0
Vermont Total:				40	422,714	0	0	0	0	0	230	136.4	1,962	0	0
Virgin Islands															
** OTHER SITE(S): 1				4	16,332	0	0	0	0	9	9	5.5	0	0	0
Virgin Islands Total:				4	16,332	0	0	0	0	9	9	5.5	0	0	0
Virginia															
Byrd Field		AF Guard	Sandston	62	292,287	0	0	0	0	0	143	93.6	37	0	0
Camp Pendleton (ANG)		AF Guard	Virginia Beach	8	85,528	0	0	0	0	0	60	19.1	393	0	0
Langley AFB		AF Active	Langley AFB	301	5,059,311	0	0	4	32,335	3,766	3,987	1,655.4	9,516	2,043	12
Langley FH Annex		AF Active	Poquoson	10	58,742	0	0	0	0	302	302	17.7	0	0	0
** OTHER SITE(S): 2				0	0	0	0	2	10,500	21	21	4.9	0	0	0

* Sites which have assets with a DoD legal interest, excludes State owned assets.

** US Locations that do not meet criteria of at least ten (10) Acres AND at least \$10M PRV. US Territories and Non-US Locations that do not meet criteria of at least ten (10) Acres OR at least \$10M PRV.

DEPARTMENT OF DEFENSE - Air Force
Base Structure Report - As of 30 Sept 2008

SITE *	BRAC 2005	COMPONENT	NAME NEAREST CITY	BUILDINGS						ACRES OWNED	TOTAL ACRES	PRV (\$M)	MIL	CIV	OTHER
				OWNED		LEASED		OTHER							
				COUNT	SQFT	COUNT	SQFT	COUNT	SQFT						
Virginia Total:				381	5,495,868	0	0	6	42,835	4,089	4,513	1,790.7	9,946	2,043	12
Wake Islands															
Wake Island Airfield		AF Active	Wake Island	113	464,672	0	0	0	0	2,600	2,600	697.9	4	0	0
Wake Islands Total:				113	464,672	0	0	0	0	2,600	2,600	697.9	4	0	0
Washington															
Camp Murray AGS		AF Guard	Tacoma	23	178,385	0	0	0	0	0	42	47.1	32	0	0
Fairchild AFB		AF Active	Fairchild AFB	503	4,514,001	0	0	0	0	1,756	2,036	1,750.2	4,078	479	0
Four Lakes Communications Station (ANG)		AF Guard	Cheney	16	67,484	0	0	0	0	63	156	18.7	205	0	0
Grant Training Annex		AF Active	Moses Lake	0	0	1	3,000	0	0	0	35	37.3	0	0	0
McChord AFB		AF Active	Tacoma	873	5,713,817	0	0	0	0	1,496	4,661	1,914.7	3,931	809	0
Mukilteo Defense Fuel Support Point		AF Active	Mukilteo	10	20,410	0	0	0	0	21	21	55.8	0	0	0
Paine Field ANGS		AF Guard	Everett	10	48,899	0	0	0	0	15	15	14.0	220	0	0
Spokane IAP (AGS)		AF Guard	Spokane Intl Airport	11	99,360	0	0	0	0	0	35	25.0	205	0	0
White Bluff Site #1		AF Active	Airway Heights	12	73,043	0	0	0	0	53	53	34.4	0	0	0
** OTHER SITE(S): 17				26	74,333	1	555	0	0	174	495,630	26.6	333	0	0
Washington Total:				1,484	10,789,732	2	3,555	0	0	3,577	502,684	3,923.9	9,004	1,288	0
West Virginia															
EWVRA Shepherd Field		AF Guard	Martinsburg	31	359,112	0	0	3	184,488	0	341	168.4	2,201	0	0
Yeager Airport		AF Guard	Charleston	30	336,394	0	0	0	0	0	269	98.9	1,686	0	0
** OTHER SITE(S): 1				0	0	0	0	0	0	0	0	0.0	0	0	0
West Virginia Total:				61	695,506	0	0	3	184,488	0	610	267.3	3,887	0	0
Wisconsin															
Gen B Mitchell		AF Reserve	Milwaukee	76	422,072	0	0	0	0	103	103	150.6	0	0	0
Gen Mitchell IAP		AF Guard	Bay View	23	289,001	0	0	0	0	0	79	106.6	1,533	0	0
Hardwood Weapons Range (ANG)		AF Guard	Necedah	5	13,101	0	0	0	0	0	7,865	11.6	0	0	0
Truax ANGB		AF Guard	Madison	49	710,528	0	0	0	0	35	149	230.2	1,948	0	0
Volk ANGB		AF Guard	Camp Douglas	131	596,899	0	0	0	0	0	2,385	283.9	557	3	0
** OTHER SITE(S): 2				0	0	0	0	0	0	1	31	0.1	0	0	0
Wisconsin Total:				284	2,031,601	0	0	0	0	139	10,612	783.0	4,038	3	0
Wyoming															
Cheyenne Regional Apt		AF Guard	Cheyenne	32	376,310	0	0	0	0	0	727	123.4	2,069	10	0
F E Warren AFB		AF Active	Cheyenne	711	4,773,482	0	0	0	0	6,834	6,834	1,180.5	2,973	499	0

* Sites which have assets with a DoD legal interest, excludes State owned assets.

** US Locations that do not meet criteria of at least ten (10) Acres AND at least \$10M PRV. US Territories and Non-US Locations that do not meet criteria of at least ten (10) Acres OR at least \$10M PRV.

DEPARTMENT OF DEFENSE - Air Force
Base Structure Report - As of 30 Sept 2008

SITE *	BRAC 2005	COMPONENT	NAME NEAREST CITY	BUILDINGS						ACRES OWNED	TOTAL ACRES	PRV (\$M)	MIL	CIV	OTHER
				OWNED		LEASED		OTHER							
				COUNT	SQFT	COUNT	SQFT	COUNT	SQFT						
** OTHER SITE(S): 83				86	112,056	0	0	0	0	294	15,528	513.2	0	2	0
			Wyoming Total:	829	5,261,848	0	0	0	0	7,128	23,089	1,817.0	5,042	511	0
			US/US Territories Total:	52,208	487,332,932	1,599	10,393,378	603	4,697,569	3,655,073	9,484,125	197,967.9	423,219	120,055	1,553

* Sites which have assets with a DoD legal interest, excludes State owned assets.

** US Locations that do not meet criteria of at least ten (10) Acres AND at least \$10M PRV. US Territories and Non-US Locations that do not meet criteria of at least ten (10) Acres OR at least \$10M PRV.

DEPARTMENT OF DEFENSE - Air Force
Base Structure Report - As of 30 Sept 2008

SITE *	BRAC 2005	COMPONENT	NAME NEAREST CITY	BUILDINGS						ACRES OWNED	TOTAL ACRES	PRV (\$M)	MIL	CIV	OTHER
				OWNED		LEASED		OTHER							
				COUNT	SQFT	COUNT	SQFT	COUNT	SQFT						
Antigua															
Antigua AS		AF Active	St. Johns	33	121,768	0	0	0	0	0	171	95.1	2	0	0
			Antigua Total:	33	121,768	0	0	0	0	0	171	95.1	2	0	0
Aruba															
** OTHER SITE(S): 1				1	2,071	1	3,200	0	0	0	0	2.0	0	0	0
			Aruba Total:	1	2,071	1	3,200	0	0	0	0	2.0	0	0	0
Australia															
** OTHER SITE(S): 3				14	10,595	29	25,078	0	0	0	6	11.8	0	0	0
			Australia Total:	14	10,595	29	25,078	0	0	0	6	11.8	0	0	0
Belgium															
Florennes AB		AF Active	Florennes	9	154,045	0	0	1	8,000	0	0	45.1	6	0	0
Kleine Brogel AB		AF Active	Kleine-Brogel	10	22,045	0	0	5	18,511	0	1	13.6	136	0	1
** OTHER SITE(S): 6				7	5,277	0	0	0	0	0	2	4.3	0	0	0
			Belgium Total:	26	181,367	0	0	6	26,511	0	3	63.1	142	0	1
Colombia															
** OTHER SITE(S): 6				45	37,790	0	0	0	0	0	13	18.3	7	1	0
			Colombia Total:	45	37,790	0	0	0	0	0	13	18.3	7	1	0
Denmark															
Karup AB		AF Active	Karup	0	0	0	0	29	72,409	0	0	114.4	0	0	0
** OTHER SITE(S): 1				0	0	4	7,425	0	0	0	0	1.0	0	0	0
			Denmark Total:	0	0	4	7,425	29	72,409	0	0	115.4	0	0	0
Ecuador															
Davis-Monthan AFB (Manta)		AF Active	Manta	27	193,202	0	0	1	881	0	102	161.5	13	0	0
			Ecuador Total:	27	193,202	0	0	1	881	0	102	161.5	13	0	0
Germany															
Bann Communications Station #2		AF Active	Landstuhl	5	17,999	0	0	2	787	0	51	5.8	2	5	1
Binsfeld FH Annex		AF Active	Spangdahlem AB	0	0	77	182,015	0	0	0	11	26.1	0	0	0
Bitburg FH Annex		AF Active	Bitburg AB	19	319,746	0	0	62	2,248,503	0	156	500.5	0	0	0
Bitburg Storage Annex #2		AF Active	Bitburg AB	11	31,804	0	0	17	415,725	0	27	111.1	0	0	0
Buechel AB		AF Active	Buechel	3	5,199	0	0	7	38,502	0	0	17.6	136	0	1

* Sites which have assets with a DoD legal interest, excludes State owned assets.

** US Locations that do not meet criteria of at least ten (10) Acres AND at least \$10M PRV. US Territories and Non-US Locations that do not meet criteria of at least ten (10) Acres OR at least \$10M PRV.

DEPARTMENT OF DEFENSE - Air Force
Base Structure Report - As of 30 Sept 2008

SITE *	BRAC 2005	COMPONENT	NAME NEAREST CITY	BUILDINGS						ACRES OWNED	TOTAL ACRES	PRV (\$M)	MIL	CIV	OTHER
				OWNED		LEASED		OTHER							
				COUNT	SQFT	COUNT	SQFT	COUNT	SQFT						
Einsiedlerhof Maintenance Annex		AF Active	Einsiedlerhof	3	10,010	0	0	4	105,302	0	14	31.4	0	0	0
Einsiedlerhof Storage Annex		AF Active	Einsiedlerhof	9	96,575	0	0	15	285,370	0	28	78.0	55	26	1
Einsiedlerkoepfe Training Annex		AF Active	Kaiserlautern	4	5,338	0	0	1	9,630	0	311	6.6	0	0	0
Geilenkirchen AB		AF Active	Geilenkirchen	8	34,865	1	4,924	14	120,921	0	0	47.1	531	27	11
Hochspeyer Ammo Storage Annex		AF Active	Landstuhl	31	56,578	0	0	5	14,443	0	88	33.2	0	0	0
Husterhoeh Communication Site		AF Active	Pirmasens	2	1,200	0	0	6	16,789	0	185	4.3	0	0	0
Kaiserslautern FH Annex #3		AF Active	Kaiserlautern	0	0	0	0	28	195,020	0	12	30.7	0	0	0
Kapaun Administration Annex		AF Active	Kaiserlautern	24	100,145	0	0	35	514,047	0	114	188.7	137	5	5
Landstuhl FH Annex O3		AF Active	Landstuhl	13	45,038	0	0	38	762,832	0	52	162.8	0	0	0
Landstuhl Maintenance Site		AF Active	Ramstein	35	123,899	0	0	6	25,531	0	25	38.2	0	0	0
Landstuhl Maintenance Site #2		AF Active	Spesbach	9	32,551	0	0	5	15,142	0	7	17.1	0	0	0
Langerkopf Rad Rel Site		AF Active	Leimen	5	38,394	0	0	4	8,614	0	7	16.9	0	0	0
Oberweis Annex		AF Active	Spangdahlem AB	12	9,913	0	0	34	128,124	0	108	44.2	0	0	0
Pruem AS		AF Active	Spangdahlem AB	4	10,728	0	0	0	0	0	18	5.1	0	0	0
Ramstein AB		AF Active	Landstuhl	375	3,321,522	0	0	372	5,401,302	0	3,102	3,000.1	8,325	840	1,376
Ramstein Storage Annex		AF Active	Kaiserlautern	9	179,687	0	0	3	48,076	0	85	26.6	0	0	0
Sembach Admin Annex (Wing HQ)		AF Active	Landstuhl	49	559,906	0	0	79	1,771,643	0	279	558.3	435	40	4
Siegenburg Air Range		AF Active	Spangdahlem AB	3	2,730	0	0	5	7,706	0	681	5.7	0	1	8
Spangdahlem AB		AF Active	Spangdahlem AB	180	1,417,505	0	0	223	2,308,959	0	1,619	1,627.2	4,198	215	481
Spangdahlem Waste Annex		AF Active	Spangdahlem AB	2	2,586	0	0	2	4,105	0	3	36.6	0	0	0
Speicher FH Annex		AF Active	Spangdahlem AB	0	0	102	234,681	0	0	0	12	34.1	0	0	0
Vogelweh FH Annex		AF Active	Kaiserlautern	109	560,180	0	0	168	3,666,458	0	634	798.5	0	0	0
** OTHER SITE(S): 22				22	66,411	2	2,766	23	86,577	0	62	56.8	119	13	14
Germany Total:				946	7,050,509	182	424,386	1,158	18,200,108	0	7,691	7,509.2	13,938	1,172	1,902
Greece															
** OTHER SITE(S): 1				0	0	1	3,896	0	0	0	0	0.6	0	0	0
Greece Total:				0	0	1	3,896	0	0	0	0	0.6	0	0	0
Greenland															
Thule AB		AF Active	Thule	242	2,523,690	0	0	0	0	233,034	233,034	2,582.6	134	2	0
Greenland Total:				242	2,523,690	0	0	0	0	233,034	233,034	2,582.6	134	2	0
Italy															
Aviano AB		AF Active	Aviano AB	94	683,943	0	0	96	1,576,103	0	1,199	1,340.3	3,739	197	388
Aviano Administration Annex Group HQ		AF Active	Aviano AB	3	4,630	0	0	5	40,931	0	8	18.0	0	0	0
Aviano Ammunition Storage Annex		AF Active	Aviano AB	3	6,415	0	0	34	96,655	0	47	51.2	0	0	0
Aviano Bachelor Housing Annex #1		AF Active	Aviano AB	17	255,539	2	46,140	7	345,448	0	39	279.5	0	0	0

* Sites which have assets with a DoD legal interest, excludes State owned assets.

** US Locations that do not meet criteria of at least ten (10) Acres AND at least \$10M PRV. US Territories and Non-US Locations that do not meet criteria of at least ten (10) Acres OR at least \$10M PRV.

DEPARTMENT OF DEFENSE - Air Force
Base Structure Report - As of 30 Sept 2008

SITE *	BRAC 2005	COMPONENT	NAME NEAREST CITY	BUILDINGS						ACRES OWNED	TOTAL ACRES	PRV (\$M)	MIL	CIV	OTHER
				OWNED		LEASED		OTHER							
				COUNT	SQFT	COUNT	SQFT	COUNT	SQFT						
Aviano Bachelor Housing Annex #2		AF Active	Aviano AB	6	217,020	0	0	9	82,950	0	13	113.1	0	0	0
Aviano FH Annex #5		AF Active	Aviano AB	0	0	111	251,329	9	20,482	0	0	51.6	0	0	0
Aviano FH Site		AF Active	Aviano AB	0	0	20	54,509	0	0	0	1	10.4	0	0	0
Aviano Maintenance Annex		AF Active	Aviano AB	6	4,785	0	0	9	111,928	0	8	34.8	0	0	0
Aviano Storage Annex		AF Active	Aviano AB	0	0	2	94,440	0	0	0	6	17.1	0	0	0
Fontanafredda FH Site		AF Active	Aviano AB	0	0	54	292,552	1	1,668	0	1	55.9	0	0	0
Ghedi Radio Relay Site		AF Active	Ghedi	13	38,022	0	0	3	19,031	0	1	23.2	137	0	3
Maniago FH Site		AF Active	Aviano AB	0	0	19	168,008	0	0	0	1	31.9	0	0	0
Pordenone FH Site		AF Active	Aviano AB	0	0	12	141,646	0	0	0	1	26.9	0	0	0
Roveredo Storage Annex		AF Active	Aviano AB	0	0	16	96,027	0	0	0	3	18.2	0	0	0
Roveredo Storage Annex #2		AF Active	Aviano AB	0	0	1	63,236	0	0	0	3	11.3	0	0	0
San Vito Dei Normanni AS		AF Active	Brindisi	2	3,980	0	0	0	0	0	25	3.2	0	0	0
Sedrano FH Site		AF Active	Aviano AB	0	0	10	88,816	0	0	0	1	16.9	0	0	0
** OTHER SITE(S): 15				19	29,030	5	75,818	4	11,590	0	28	38.2	0	0	0
Italy Total:				163	1,243,364	252	1,372,521	177	2,306,786	0	1,385	2,141.7	3,876	197	391

Japan

Camp Courtney FH Annex		AF Active	Camp Courtney Okinawa N	2	1,054	0	0	79	1,127,923	0	65	226.0	0	0	0
Camp Kuwae FH Annex		AF Active	Chatan Okinawa	1	108	0	0	157	577,425	0	70	115.7	0	0	0
Camp McTureous FH Annex		AF Active	Camp Courtney Okinawa N	0	0	0	0	81	680,244	0	64	135.2	0	0	0
Camp Shields FH Annex		AF Active	Camp Shields-Okinawa	1	539	0	0	94	485,113	89	89	118.8	0	0	0
Camp Zukeran FH Annex		AF Active	Camp Foster Okinawa	1	554	0	0	1,018	3,178,914	0	453	677.9	0	0	0
Chitose Administration Annex		AF Active	Chitose	14	63,941	0	0	0	0	0	1,067	37.1	0	0	0
Draughon Training Range		AF Active	Misawa AFB	3	4,644	0	0	7	13,709	0	1,889	17.7	0	0	0
Idesuna Jima Air Range		AF Active	Okinawa Island	0	0	0	0	0	0	61	61	0.0	0	0	0
Itazuke Auxiliary Airfield		AF Active	Fukuoka	0	0	0	0	1	30,873	0	6	19.7	0	0	0
Kadena AB		AF Active	Kadena Air Base Okinawa	1,499	5,347,208	0	0	757	7,955,232	4,907	4,907	5,316.7	7,521	571	1,999
Kadena Ammo Storage Annex		AF Active	Kadena Air Base Okinawa	363	1,789,191	0	0	85	591,251	6,077	6,077	1,069.5	0	0	0
Makiminato Service Annex		AF Active	Makiminato Okinawa	0	0	0	0	43	2,266,385	0	135	448.6	0	0	0
Misawa AB		AF Active	Misawa AFB	235	1,272,664	0	0	588	7,742,682	0	3,865	4,479.8	3,195	176	790
Momote Annex		AF Active	Yokota AFB	0	0	0	0	3	2,976	0	30	3.1	0	0	0
Okuma Recreation Annex		AF Active	Okuma Okinawa	44	65,964	0	0	2	14,068	135	135	47.2	9	0	30
Owada Communications Station		AF Active	Owada	0	0	0	0	1	21,152	0	328	17.6	0	0	0
Tama Service Annex		AF Active	Tana	12	11,132	0	0	39	103,178	0	483	60.0	0	0	0
Tokorozawa Transmitter Site		AF Active	Tokorosana	7	59,913	0	0	0	0	0	320	103.4	0	0	0
Tori Shima Air Range		AF Active	Okinawa Island	0	0	0	0	0	0	10	10	0.0	0	0	0

* Sites which have assets with a DoD legal interest, excludes State owned assets.

** US Locations that do not meet criteria of at least ten (10) Acres AND at least \$10M PRV. US Territories and Non-US Locations that do not meet criteria of at least ten (10) Acres OR at least \$10M PRV.

DEPARTMENT OF DEFENSE - Air Force

Base Structure Report - As of 30 Sept 2008

SITE *	BRAC 2005	COMPONENT	NAME NEAREST CITY	BUILDINGS						ACRES OWNED	TOTAL ACRES	PRV (\$M)	MIL	CIV	OTHER
				OWNED		LEASED		OTHER							
				COUNT	SQFT	COUNT	SQFT	COUNT	SQFT						
Yokota AB		AF Active	Yokota AFB	140	629,165	0	0	629	9,396,349	0	1,750	3,768.7	3,025	259	1,299
** OTHER SITE(S): 22				12	24,606	0	0	23	72,021	10	25	43.4	10	0	7
Japan Total:				2,334	9,270,683	0	0	3,607	34,259,495	11,289	21,829	16,706.1	13,760	1,006	4,125
<u>Netherlands</u>															
** OTHER SITE(S): 3				3	3,562	1	528	0	0	0	0	1.8	139	2	1
Netherlands Total:				3	3,562	1	528	0	0	0	0	1.8	139	2	1
<u>Netherlands Antilles</u>															
** OTHER SITE(S): 1				12	86,684	0	0	0	0	0	42	43.3	11	1	0
Netherlands Antilles Total:				12	86,684	0	0	0	0	0	42	43.3	11	1	0
<u>Norway</u>															
** OTHER SITE(S): 3				1	4,550	2	4,156	2	21,836	0	0	9.4	25	0	0
Norway Total:				1	4,550	2	4,156	2	21,836	0	0	9.4	25	0	0
<u>Oman</u>															
Thumrait MAP		AF Active	Salalah	0	0	0	0	0	0	0	3,000	0.0	1	0	0
** OTHER SITE(S): 2				0	0	0	0	0	0	0	0	0.0	0	0	0
Oman Total:				0	0	0	0	0	0	0	3,000	0.0	1	0	0
<u>Portugal</u>															
Aqualva Munitions Storage Annex		AF Active	Lajesfield	20	17,185	0	0	0	0	0	68	8.7	0	0	0
Caldeira Ammunition Storage Area		AF Active	Lajesfield	2	6,295	0	0	0	0	0	29	3.3	0	0	0
Cinco Picos Globecom Annex		AF Active	Lajesfield	3	25,963	0	0	1	2,363	0	159	10.8	0	0	0
Covadascinzas Petroleum Products Stg Annex		AF Active	Lajesfield	0	0	0	0	0	0	0	41	49.6	0	0	0
Lajes Field		AF Active	Lajesfield	367	2,722,416	0	0	11	41,605	0	973	1,021.5	654	77	606
Praia Da Victoria Dock Annex		AF Active	Lajesfield	12	19,324	0	0	0	0	0	4	19.6	0	1	4
Praia Da Victoria Fuel Storage Annex		AF Active	Lajesfield	9	4,916	0	0	0	0	0	53	119.3	0	0	0
Villa Nova Globecom Annex		AF Active	Lajesfield	1	13,533	0	0	1	1,748	0	99	5.8	0	0	0
** OTHER SITE(S): 12				16	5,822	0	0	0	0	0	19	9.3	0	0	0
Portugal Total:				430	2,815,454	0	0	13	45,716	0	1,445	1,247.9	654	78	610
<u>Saint Helena</u>															
Ascension Auxiliary Airfield		AF Active	Ascension Island	112	367,958	0	0	0	0	0	3,463	383.0	3	0	0

* Sites which have assets with a DoD legal interest, excludes State owned assets.

** US Locations that do not meet criteria of at least ten (10) Acres AND at least \$10M PRV. US Territories and Non-US Locations that do not meet criteria of at least ten (10) Acres OR at least \$10M PRV.

DEPARTMENT OF DEFENSE - Air Force
Base Structure Report - As of 30 Sept 2008

SITE *	BRAC 2005	COMPONENT	NAME NEAREST CITY	BUILDINGS						ACRES OWNED	TOTAL ACRES	PRV (\$M)	MIL	CIV	OTHER
				OWNED		LEASED		OTHER							
				COUNT	SQFT	COUNT	SQFT	COUNT	SQFT						
Saint Helena Total:				112	367,958	0	0	0	0	0	3,463	383.0	3	0	0
Singapore															
** OTHER SITE(S): 1				0	0	0	0	0	0	0	0	0.0	0	0	0
Singapore Total:				0	0	0	0	0	0	0	0	0.0	0	0	0
South Korea															
Camp Humphreys Communications Site		AF Active	Camp Humphreys	0	0	0	0	21	177,456	0	19	52.5	0	0	0
Camp Red Cloud Communications Site		AF Active	Uijong Bu	0	0	0	0	15	85,409	0	4	24.0	0	0	0
Kimhae Storage Annex		AF Active	Kimhae	37	363,308	0	0	1	51,333	0	86	75.6	1	0	0
Koon Ni Air Range		AF Active	Koon Ni	20	28,405	0	0	0	0	0	5,882	11.1	0	0	0
Kunsan AB		AF Active	Kunsan	380	2,723,978	0	0	26	612,897	0	2,557	1,471.7	2,421	57	589
Kwang-Ju AB		AF Active	Kwangju	96	618,127	0	0	2	24,207	0	313	267.6	28	0	17
Osan AFB		AF Active	Osan AFB	443	5,792,485	6	272,559	53	1,000,619	0	1,788	2,434.0	5,010	176	1,262
Osan Ni Ammunition Storage Annex		AF Active	Osan	20	74,115	0	0	0	0	0	603	33.4	0	0	0
Pil-Sung Air Range		AF Active	Osan AFB	9	18,080	0	0	3	25,156	0	27	13.6	0	0	0
Suwon AB		AF Active	Suwon	41	137,635	0	0	61	588,854	0	235	322.7	25	1	0
Taegu AB		AF Active	Taegu	144	770,545	0	0	0	0	0	763	319.9	41	3	2
Wonju AS		AF Active	Wonju	13	7,715	0	0	5	10,491	0	93	30.1	11	0	0
** OTHER SITE(S): 7				2	20,778	0	0	19	74,085	0	5	19.3	8	0	0
South Korea Total:				1,205	10,555,171	6	272,559	206	2,650,507	0	12,375	5,075.4	7,545	237	1,870
Spain															
Moron AB		AF Active	Moran AB	152	821,465	0	0	3	14,078	0	2,811	491.7	120	7	11
** OTHER SITE(S): 1				0	0	1	1,296	0	0	0	0	0.2	0	0	0
Spain Total:				152	821,465	1	1,296	3	14,078	0	2,811	491.9	120	7	11
Turkey															
Ankara Administration Office		AF Active	Ankara	20	144,609	0	0	4	5,716	0	14	49.5	31	2	3
Batman AB		AF Active	Batman	0	0	0	0	13	28,176	0	0	24.0	0	0	0
Cigli AB		AF Active	Izmir	3	9,027	0	0	16	139,100	0	0	38.0	0	0	0
Incirlik AB		AF Active	Incirlik Air Base	555	3,460,924	0	0	120	460,528	0	3,337	1,743.8	1,279	113	141
Izmir AS		AF Active	Izmir	0	0	10	75,902	0	0	0	1	20.7	139	10	48
Izmir Storage Annex #2		AF Active	Izmir	0	0	27	130,039	0	0	0	17	46.5	0	0	0
Mus AB		AF Active	Incirlik Air Base	11	22,011	0	0	1	3,228	0	0	18.1	0	0	0
Yumurtalik Petroleum Prod Storage Annex		AF Active	Yumurtalik	5	7,623	0	0	0	0	0	142	50.6	0	0	2

* Sites which have assets with a DoD legal interest, excludes State owned assets.

** US Locations that do not meet criteria of at least ten (10) Acres AND at least \$10M PRV. US Territories and Non-US Locations that do not meet criteria of at least ten (10) Acres OR at least \$10M PRV.

DEPARTMENT OF DEFENSE - Air Force

Base Structure Report - As of 30 Sept 2008

SITE *	BRAC 2005	COMPONENT	NAME NEAREST CITY	BUILDINGS						ACRES OWNED	TOTAL ACRES	PRV (\$M)	MIL	CIV	OTHER
				OWNED		LEASED		OTHER							
				COUNT	SQFT	COUNT	SQFT	COUNT	SQFT						
** OTHER SITE(S): 11				8	96,020	4	32,164	2	32,280	0	1	32.0	0	0	0
Turkey Total:				602	3,740,214	41	238,105	156	669,028	0	3,512	2,023.2	1,449	125	194
United Arab Emirates															
** OTHER SITE(S): 1				0	0	0	0	0	0	0	0	0.0	10	5	0
United Arab Emirates Total:				0	0	0	0	0	0	0	0	0.0	10	5	0
United Kingdom															
Beck Row FH	AF Active	Lakenheath	0	0	112	144,751	0	0	0	10	21.2	0	0	0	
Blenheim Crescent	AF Active	London	0	0	0	0	5	47,858	0	0	15.1	0	0	0	
Eriswell FH Annex	AF Active	Lakenheath	0	0	144	723,183	0	0	0	62	108.5	0	0	0	
Lynn Wood FH	AF Active	Thetford	0	0	98	205,804	0	0	0	22	32.3	0	0	0	
MHILL2 - Harrogate	AF Active	Harrogate	0	0	4	4,894	77	86,389	0	0	13.5	0	0	0	
Newmarket FH Annex #3	AF Active	New Market	0	0	140	399,140	0	0	0	35	63.0	0	0	0	
RAF Alconbury	AF Active	Alconbury	184	1,098,489	0	0	17	189,148	0	203	352.6	188	52	0	
RAF Barford St John Transmitter Annex	AF Active	Barford	2	30,501	0	0	1	2,100	0	476	21.9	0	0	0	
RAF Bicester	AF Active	Bicester AFB	255	224,320	0	0	80	97,754	0	35	53.7	0	0	0	
RAF Chelveston FH Annex	AF Active	Alconbury	22	79,272	0	0	0	0	0	17	15.1	0	0	0	
RAF Croughton	AF Active	Croughton	124	665,214	0	0	19	160,060	0	694	280.0	268	34	0	
RAF Ely Family Housing Annex	AF Active	Ely	0	0	0	0	66	164,182	0	5	42.3	0	0	0	
RAF Fairford	AF Active	Fairford	86	419,332	0	0	113	709,757	0	1,170	552.1	195	23	0	
RAF Feltwell	AF Active	Feltwell	17	249,621	0	0	179	930,217	0	332	276.7	45	2	1	
RAF Lakenheath	AF Active	Lakenheath	336	2,686,782	0	0	391	1,735,438	0	2,007	1,975.2	4,602	236	0	
RAF Menwith Hill	AF Active	Harrogate	0	0	1	672	164	1,112,395	0	545	318.4	446	70	18	
RAF Mildenhall	AF Active	Mildenhall	309	1,780,186	0	0	161	1,358,110	0	1,163	1,198.5	3,020	183	0	
RAF Mildenhall Ammo Storage Annex	AF Active	Mildenhall	19	19,701	0	0	0	0	0	37	7.4	0	0	0	
RAF Molesworth	AF Active	Alconbury	33	180,926	0	0	28	333,219	0	659	184.4	300	2	0	
RAF Molesworth FH Annex	AF Active	Alconbury	21	56,878	0	0	0	0	0	5	10.9	0	0	0	
RAF Molesworth Storage Annex #12	AF Active	Molesworth	2	30,988	0	0	0	0	0	37	9.7	7	0	0	
RAF Shepherds Grove FH Annex	AF Active	Lakenheath	34	64,338	0	0	1	7,718	0	18	15.3	0	0	0	
RAF Upwood	AF Active	Upwood	2	835	0	0	2	53,479	0	5	23.1	43	1	0	
RAF Welford Ammo Storage Area	AF Active	Welford	77	231,487	0	0	207	531,246	0	806	323.5	0	0	0	
** OTHER SITE(S): 17				6	10,558	105	105,497	86	151,630	0	31	56.1	16	1	0
United Kingdom Total:				1,529	7,829,428	604	1,583,941	1,597	7,670,700	0	8,374	5,970.3	9,130	604	19
Overseas Total:				7,877	46,859,525	1,124	3,937,091	6,955	65,938,055	244,323	299,256	44,653.7	50,959	3,437	9,124

* Sites which have assets with a DoD legal interest, excludes State owned assets.

** US Locations that do not meet criteria of at least ten (10) Acres AND at least \$10M PRV. US Territories and Non-US Locations that do not meet criteria of at least ten (10) Acres OR at least \$10M PRV.

DEPARTMENT OF DEFENSE - Air Force
Base Structure Report - As of 30 Sept 2008

SITE *	BRAC 2005	COMPONENT	NAME NEAREST CITY	BUILDINGS						ACRES OWNED	TOTAL ACRES	PRV (\$M)	MIL	CIV	OTHER
				OWNED		LEASED		OTHER							
				COUNT	SQFT	COUNT	SQFT	COUNT	SQFT						
Worldwide Totals By Reporting Component:				60,085	534,192,457	2,723	14,330,469	7,558	70,635,624	3,899,396	9,783,381	242,621.6	474,178	123,492	10,677

* Sites which have assets with a DoD legal interest, excludes State owned assets.

** US Locations that do not meet criteria of at least ten (10) Acres AND at least \$10M PRV. US Territories and Non-US Locations that do not meet criteria of at least ten (10) Acres OR at least \$10M PRV.

DEPARTMENT OF DEFENSE - Marine Corps

Base Structure Report - As of 30 Sept 2008

SITE *	BRAC 2005	COMPONENT	NAME NEAREST CITY	BUILDINGS						ACRES OWNED	TOTAL ACRES	PRV (\$M)	MIL	CIV	OTHER
				OWNED		LEASED		OTHER							
				COUNT	SQFT	COUNT	SQFT	COUNT	SQFT						
Alabama															
** OTHER SITE(S): 2				9	50,071	1	200	0	0	11	13	10.3	333	0	0
			Alabama Total:	9	50,071	1	200	0	0	11	13	10.3	333	0	0
Arizona															
Barry Goldwater Range		MC Active	Yuma	51	163,802	0	0	0	0	691,759	691,759	127.1	0	0	0
MCAS Yuma		MC Active	Yuma	302	2,219,925	0	0	291	1,021,161	7,162	8,637	1,491.2	3,623	426	0
MCAS Yuma Hsg-Off Base FY81		MC Active	Yuma	0	0	0	0	55	178,664	23	23	74.2	0	0	0
** OTHER SITE(S): 1				17	10,475	0	0	0	0	0	0	2.0	0	0	0
			Arizona Total:	370	2,394,202	0	0	346	1,199,825	698,944	700,419	1,694.5	3,623	426	0
California															
Choc Mt Air Gnry Rng		MC Active	Niland	6	45,528	0	0	0	0	459,506	459,506	17.8	0	0	0
MCAGCC 29 Palms Coleville		MC Active	Coleville	46	304,828	0	0	0	0	0	60,513	104.9	0	0	0
MCAGCC Twentynine Palms		MC Active	Twentynine Palms	757	5,468,122	241	806,975	634	2,779,325	605,264	605,597	3,024.0	10,755	983	0
MCAS El Toro LIFOC		MC Active	Irvine	229	2,037,951	0	0	0	0	940	940	711.1	0	0	0
MCAS Miramar		MC Active	San Diego	470	5,008,681	4	6,240	289	1,063,385	22,638	22,941	3,166.7	10,671	416	0
MCAS Tustin Carve-Out 5A, 6		MC Active	Tustin	28	346,333	0	0	0	0	81	81	120.9	0	0	0
MCB Camp Pendleton		MC Active	Camp Pendleton	1,608	14,337,004	35	48,960	2,309	9,500,032	127,159	127,159	7,189.1	42,380	7,403	0
MCLB Barstow Nebo Area		MC Active	Barstow	159	2,330,752	0	0	0	0	3,724	3,725	612.0	244	474	0
MCLB Barstow Yermo Area		MC Active	Barstow	91	1,673,758	0	0	0	0	1,681	1,681	654.5	0	0	0
MCRD San Diego		MC Active	San Diego	134	2,187,856	0	0	5	19,776	428	428	656.2	2,389	325	0
MCRD San Diego Former NTC		MC Active	San Diego	4	114,908	0	0	0	0	72	72	31.9	0	0	0
** OTHER SITE(S): 13				105	866,784	0	0	51	220,722	269	278	450.7	1,013	52	0
			California Total:	3,637	34,722,505	280	862,175	3,288	13,583,240	1,221,762	1,282,920	16,739.7	67,452	9,653	0
District of Columbia															
** OTHER SITE(S): 3				11	175,580	0	0	0	0	12	12	97.0	933	58	0
			District of Columbia Total:	11	175,580	0	0	0	0	12	12	97.0	933	58	0
Florida															
MCSF Blount Island		MC Active	Jacksonville	42	553,155	0	0	0	0	902	1,056	232.1	90	168	0
** OTHER SITE(S): 3				10	71,157	0	0	0	0	444	464	17.8	238	0	0
			Florida Total:	52	624,312	0	0	0	0	1,346	1,520	249.9	328	168	0
Georgia															
MCLB Albany		MC Active	Albany	192	5,395,947	0	0	159	327,297	3,619	3,619	1,078.8	980	2,812	0

* Sites which have assets with a DoD legal interest, excludes State owned assets.

** US Locations that do not meet criteria of at least ten (10) Acres AND at least \$10M PRV. US Territories and Non-US Locations that do not meet criteria of at least ten (10) Acres OR at least \$10M PRV.

DEPARTMENT OF DEFENSE - Marine Corps

Base Structure Report - As of 30 Sept 2008

SITE *	BRAC 2005	COMPONENT	NAME NEAREST CITY	BUILDINGS						ACRES OWNED	TOTAL ACRES	PRV (\$M)	MIL	CIV	OTHER
				OWNED		LEASED		OTHER							
				COUNT	SQFT	COUNT	SQFT	COUNT	SQFT						
MCLB Albany Housing Area #1		MC Active	Albany	189	365,920	0	0	0	0	78	78	34.5	0	0	0
** OTHER SITE(S): 3				12	35,924	1	1,219	0	0	5,183	5,452	9.6	354	0	0
Georgia Total:				393	5,797,791	1	1,219	159	327,297	8,880	9,148	1,122.9	1,334	2,812	0
<u>Hawaii</u>															
MCB Camp Smith		MC Active	Aiea	51	615,939	0	0	9	19,010	219	221	457.7	1,250	149	18
MCB Hawaii Kaneohe		MC Active	Kaneohe	539	3,932,119	0	0	1,265	3,984,860	2,951	2,955	4,157.5	6,575	525	0
MCB Hawaii Manana Capehart		MC Active	Pearl City	4	6,780	0	0	258	696,184	52	52	164.9	0	0	0
MCB Hawaii Pearl City Annex		MC Active	Pearl City	6	207,120	0	0	0	0	27	27	61.2	0	0	0
Puuloa-Oahu		MC Active	Ewa Beach	21	57,379	0	0	0	0	140	140	36.7	0	0	0
** OTHER SITE(S): 3				10	16,189	0	0	0	0	1,273	1,276	7.8	0	0	0
Hawaii Total:				631	4,835,526	0	0	1,532	4,700,054	4,661	4,670	4,885.7	7,825	674	18
<u>Illinois</u>															
** OTHER SITE(S): 1				2	31,104	0	0	0	0	0	4	9.6	245	0	0
Illinois Total:				2	31,104	0	0	0	0	0	4	9.6	245	0	0
<u>Indiana</u>															
** OTHER SITE(S): 1				1	11,618	0	0	0	0	0	4	3.0	145	0	0
Indiana Total:				1	11,618	0	0	0	0	0	4	3.0	145	0	0
<u>Louisiana</u>															
** OTHER SITE(S): 2				1	26,543	0	0	0	0	7	15	6.9	1,284	95	0
Louisiana Total:				1	26,543	0	0	0	0	7	15	6.9	1,284	95	0
<u>Maryland</u>															
** OTHER SITE(S): 1				4	45,410	0	0	0	0	9	9	10.2	245	0	0
Maryland Total:				4	45,410	0	0	0	0	9	9	10.2	245	0	0
<u>Massachusetts</u>															
4th MAW Chicopee Housing		MC Reserve	Chicopee	75	247,551	0	0	59	250,686	84	84	59.8	0	0	0
MCRC Westover		MC Reserve	Chicopee	1	39,439	0	0	0	0	12	12	12.0	422	0	0
Massachusetts Total:				76	286,990	0	0	59	250,686	95	95	71.8	422	0	0
<u>Missouri</u>															
MCSPTACT Kansas City E Bales		MC Active	Belton	9	58,987	0	0	0	0	24	24	19.1	0	0	0

* Sites which have assets with a DoD legal interest, excludes State owned assets.

** US Locations that do not meet criteria of at least ten (10) Acres AND at least \$10M PRV. US Territories and Non-US Locations that do not meet criteria of at least ten (10) Acres OR at least \$10M PRV.

DEPARTMENT OF DEFENSE - Marine Corps

Base Structure Report - As of 30 Sept 2008

SITE *	BRAC 2005	COMPONENT	NAME NEAREST CITY	BUILDINGS						ACRES OWNED	TOTAL ACRES	PRV (\$M)	MIL	CIV	OTHER
				OWNED		LEASED		OTHER							
				COUNT	SQFT	COUNT	SQFT	COUNT	SQFT						
MCSPTACT Kansas City E Kensington		MC Active	Belton	4	102,208	0	0	0	0	13	13	26.4	0	0	0
MCSPTACT Kansas City PPV Housing		MC Active	Belton	0	0	0	0	318	892,343	41	89	93.7	0	0	0
MCSPTACT Kansas City SE Andrews		MC Active	Kansas City	7	75,440	0	0	0	0	0	16	25.7	0	0	0
** OTHER SITE(S): 8				9	52,055	1	16,480	1	3,360	23	42	17.0	2,866	392	0
Missouri Total:				29	288,690	1	16,480	319	895,703	102	183	181.9	2,866	392	0
<u>New York</u>															
4th MARDIV Brooklyn NY		MC Reserve	New York City	4	107,942	0	0	0	0	72	72	50.6	761	0	0
MCRC Syracuse		MC Reserve	Syracuse	9	36,622	0	0	0	0	263	264	16.5	147	0	0
** OTHER SITE(S): 2				6	119,749	0	0	219	349,647	7	7	96.5	1,240	46	0
New York Total:				19	264,313	0	0	219	349,647	342	343	163.5	2,148	46	0
<u>North Carolina</u>															
ALF Bogue		MC Active	Bogue	19	38,534	0	0	0	0	837	837	32.9	0	0	0
MCAS Cherry Point		MC Active	Cherry Point	487	6,645,600	0	0	1,348	2,986,078	13,133	13,190	2,977.3	9,274	1,113	0
MCB Camp Lejeune		MC Active	Camp Lejeune	1,396	14,071,510	1	8,000	2,938	6,077,530	82,680	86,623	5,400.5	42,821	5,389	0
MCB Camp Lejeune Oak Grove		MC Active	Pollocksville	5	5,560	0	0	0	0	976	976	44.2	0	0	0
MCB Camp Lejeune West Site		MC Active	Camp Lejeune	455	3,523,606	0	0	0	0	42,899	44,292	1,362.1	5,759	182	0
OLF Atlantic		MC Active	Bogue	8	9,479	0	0	0	0	2,743	2,748	53.8	0	0	0
Point Of Marsh Target		MC Active	Atlantic	7	17,578	0	0	0	0	12,460	12,460	14.7	0	0	0
** OTHER SITE(S): 20				167	1,269,304	1	81	0	0	211	215	313.9	17	0	0
North Carolina Total:				2,544	25,581,172	2	8,081	4,286	9,063,608	155,940	161,342	10,199.3	57,871	6,684	0
<u>Ohio</u>															
MCRC Brook Park		MC Reserve	Brook Park	5	63,486	0	0	0	0	11	11	12.9	190	0	0
Ohio Total:				5	63,486	0	0	0	0	11	11	12.9	190	0	0
<u>Pennsylvania</u>															
** OTHER SITE(S): 3				9	62,857	0	0	0	0	10	13	16.2	394	0	0
Pennsylvania Total:				9	62,857	0	0	0	0	10	13	16.2	394	0	0
<u>Puerto Rico</u>															
MCRC San Juan Puerto Rico		MC Reserve	San Juan	4	101,346	0	0	0	0	23	23	44.5	0	0	0
Puerto Rico Total:				4	101,346	0	0	0	0	23	23	44.5	0	0	0

* Sites which have assets with a DoD legal interest, excludes State owned assets.

** US Locations that do not meet criteria of at least ten (10) Acres AND at least \$10M PRV. US Territories and Non-US Locations that do not meet criteria of at least ten (10) Acres OR at least \$10M PRV.

DEPARTMENT OF DEFENSE - Marine Corps

Base Structure Report - As of 30 Sept 2008

SITE *	BRAC 2005	COMPONENT	NAME NEAREST CITY	BUILDINGS						ACRES OWNED	TOTAL ACRES	PRV (\$M)	MIL	CIV	OTHER
				OWNED		LEASED		OTHER							
				COUNT	SQFT	COUNT	SQFT	COUNT	SQFT						
South Carolina															
		MC Active	Beaufort	279	2,225,214	1	100	113	234,816	5,618	6,193	1,225.1	3,216	450	0
		MC Active	Laurel Bay	13	99,654	0	0	1,103	1,463,840	1,077	1,077	223.4	0	0	0
		MC Active	Parris Island	332	3,439,708	0	0	224	421,453	8,047	8,080	1,091.7	2,613	464	0
** OTHER SITE(S): 6				10	40,438	0	0	0	0	295	310	9.2	268	0	0
			South Carolina Total:	634	5,805,014	1	100	1,440	2,120,109	15,037	15,661	2,549.4	6,097	914	0
Tennessee															
** OTHER SITE(S): 1				3	23,672	0	0	0	0	6	6	5.6	188	0	0
			Tennessee Total:	3	23,672	0	0	0	0	6	6	5.6	188	0	0
Texas															
** OTHER SITE(S): 2				6	43,757	0	0	0	0	55	462	9.9	185	0	0
			Texas Total:	6	43,757	0	0	0	0	55	462	9.9	185	0	0
Virginia															
		MC Active	Arlington	8	81,351	0	0	0	0	24	24	105.0	2,736	869	0
		MC Active	Quantico	605	7,304,440	0	0	108	161,476	55,148	60,314	2,814.9	6,945	3,078	0
** OTHER SITE(S): 3				7	57,851	0	0	0	0	151	151	14.4	308	0	0
			Virginia Total:	620	7,443,642	0	0	108	161,476	55,322	60,488	2,934.3	9,989	3,947	0
Washington															
** OTHER SITE(S): 1				5	20,404	0	0	0	0	12	12	6.2	116	0	0
			Washington Total:	5	20,404	0	0	0	0	12	12	6.2	116	0	0
Wisconsin															
** OTHER SITE(S): 1				0	0	0	0	0	0	0	155	0.0	160	0	0
			Wisconsin Total:	0	0	0	0	0	0	0	155	0.0	160	0	0
			US/US Territories Total:	9,065	88,700,004	286	888,255	11,756	32,651,644	2,162,586	2,237,527	41,025.2	164,373	25,869	18

* Sites which have assets with a DoD legal interest, excludes State owned assets.

** US Locations that do not meet criteria of at least ten (10) Acres AND at least \$10M PRV. US Territories and Non-US Locations that do not meet criteria of at least ten (10) Acres OR at least \$10M PRV.

DEPARTMENT OF DEFENSE - Marine Corps

Base Structure Report - As of 30 Sept 2008

SITE *	BRAC 2005	COMPONENT	NAME NEAREST CITY	BUILDINGS						ACRES OWNED	TOTAL ACRES	PRV (\$M)	MIL	CIV	OTHER
				OWNED		LEASED		OTHER							
				COUNT	SQFT	COUNT	SQFT	COUNT	SQFT						
Japan															
Camp Courtney-6029		MC Active	Tengan	84	285,912	0	0	129	1,693,789	0	331	508.4	3,506	1	0
Camp Foster-6044		MC Active	Zukeran	1,454	3,359,036	0	0	267	4,503,791	0	1,588	1,953.5	2,111	3,043	57
Camp Fuji Japan-3127		MC Active	Camp Fuji	42	64,957	0	0	45	469,958	0	291	230.8	86	106	0
Camp Gonsalves		MC Active	Henoko Okinawa	22	17,881	0	0	2	15,653	0	19,356	17.4	0	0	0
Camp Hansen-6011		MC Active	Onna Okinawa	136	564,742	0	0	136	2,603,647	0	12,647	1,092.9	0	0	0
Camp Kinser-6056		MC Active	Makiminato Okinawa	161	2,746,600	0	0	119	3,280,075	0	676	1,446.2	4,857	0	0
Camp Lester - 6043		MC Active	Chatan Okinawa	163	637,906	0	0	74	526,814	0	167	316.6	0	0	0
Camp McTureous - 6031		MC Active	Tengan	7	87,908	0	0	90	734,570	0	94	208.0	0	0	0
Camp Schwab-6009		MC Active	Henoko Okinawa	92	317,513	0	0	45	1,074,103	0	5,097	476.2	1,603	0	0
Fuji Maneuver JA - 3183		MC Active	Camp Fuji	0	0	0	0	0	0	0	33,091	0.0	0	0	0
Gimbaru Training Area - 6017		MC Active	Onna Okinawa	2	1,968	0	0	1	190	0	149	1.4	0	0	0
Henoko Ammo Area - 6010		MC Active	Henoko Okinawa	50	122,528	0	0	3	73,316	0	300	104.9	0	0	0
Ie Jima Aux Airfield		MC Active	Henoko Okinawa	11	15,096	0	0	5	5,959	0	1,981	20.7	0	0	0
Kin Blue Beach - 6020		MC Active	Onna Okinawa	0	0	0	0	0	0	0	94	1.5	0	0	0
MCAS Futenma-6051		MC Active	Futemma Okinawa	225	916,580	0	0	51	805,032	0	1,187	785.2	3,352	48	0
MCAS Iwakuni		MC Active	Iwakuni	203	774,673	0	0	209	3,335,863	0	6,702	1,688.5	1,705	1,385	13
MCAS Iwakuni Housing		MC Active	Iwakuni	3	501	0	0	56	470,078	0	32	110.5	0	0	0
MCB Camp S D Butler ASP 2-6022		MC Active	Koza	5	8,000	0	0	0	0	0	491	8.9	0	0	0
Ulibaru		MC Active	White Beach Nav Inst	0	0	0	0	0	0	0	63	0.0	0	0	0
** OTHER SITE(S): 5				0	0	0	0	0	0	0	16	0.0	0	0	0
Japan Total:				2,660	9,921,801	0	0	1,232	19,592,838	0	84,352	8,971.8	17,220	4,583	70
Kenya															
Kenya		MC Active	Mombasa	4	15,578	0	0	0	0	0	0	11.3	0	0	0
Kenya Total:				4	15,578	0	0	0	0	0	0	11.3	0	0	0
South Korea															
Mu Juk		MC Active	Pohang	75	133,725	0	0	0	0	0	0	31.5	0	0	0
South Korea Total:				75	133,725	0	0	0	0	0	0	31.5	0	0	0
Overseas Total:				2,739	10,071,104	0	0	1,232	19,592,838	0	84,352	9,014.6	17,220	4,583	70
Worldwide Totals By Reporting Component:				11,804	98,771,108	286	888,255	12,988	52,244,483	2,162,586	2,321,879	50,039.8	181,593	30,452	88

* Sites which have assets with a DoD legal interest, excludes State owned assets.

** US Locations that do not meet criteria of at least ten (10) Acres AND at least \$10M PRV. US Territories and Non-US Locations that do not meet criteria of at least ten (10) Acres OR at least \$10M PRV.

DEPARTMENT OF DEFENSE - WHS
Base Structure Report - As of 30 Sept 2008

SITE *	BRAC 2005	COMPONENT	NAME NEAREST CITY	BUILDINGS						ACRES OWNED	TOTAL ACRES	PRV (\$M)	MIL	CIV	OTHER
				OWNED		LEASED		OTHER							
				COUNT	SQFT	COUNT	SQFT	COUNT	SQFT						
District of Columbia															
** OTHER SITE(S): 1				0	0	10	274,560	0	0	0	0	64.8	0	0	0
			District of Columbia Total:	0	0	10	274,560	0	0	0	0	64.8	0	0	0
Maryland															
** OTHER SITE(S): 2				2	6,461	17	762,312	0	0	4	4	119.1	0	0	0
			Maryland Total:	2	6,461	17	762,312	0	0	4	4	119.1	0	0	0
Pennsylvania															
Raven Rock Site		WHS	Fairfield	60	502,072	0	0	0	0	716	716	172.7	11	1	1
			Pennsylvania Total:	60	502,072	0	0	0	0	716	716	172.7	11	1	1
Virginia															
Navy Annex (Fob 2) Parking		WHS	Naval Annex	1	714,801	0	0	0	0	14	14	173.9	0	0	0
Pentagon North		WHS	Arlington	8	142,027	0	0	0	0	97	97	242.4	0	0	0
Pentagon South		WHS	Arlington	14	6,811,107	0	0	0	0	123	123	4,789.6	5,617	4,119	454
** OTHER SITE(S): 7				2	1,899	91	7,616,630	0	0	37	37	1,784.7	0	0	0
			Virginia Total:	25	7,669,834	91	7,616,630	0	0	271	271	6,990.7	5,617	4,119	454
			US/US Territories Total:	87	8,178,367	118	8,653,502	0	0	991	991	7,347.2	5,628	4,120	455
			Worldwide Totals By Reporting Component:	87	8,178,367	118	8,653,502	0	0	991	991	7,347.2	5,628	4,120	455

* Sites which have assets with a DoD legal interest, excludes State owned assets.

** US Locations that do not meet criteria of at least ten (10) Acres AND at least \$10M PRV. US Territories and Non-US Locations that do not meet criteria of at least ten (10) Acres OR at least \$10M PRV.

DEPARTMENT OF DEFENSE

Base Structure Report - As of 30 Sept 2008

X. STATE/TERRITORIES ARMY NATIONAL GUARD

State/Territories Army National Guard Base Structure Report - As of 30 Sept 2008

SITE *	BRAC 2005	COMPONENT	NAME NEAREST CITY	BUILDINGS				STATE OWNED ACRES	TOTAL ACRES	PRV (\$M)	MIL	CIV	OTHER
				STATE OWNED		TOTAL							
				COUNT	SQFT	COUNT	SQFT						
Alabama													
AASF 02 Birmingham		Army Guard	Birmingham	2	90,788	2	90,788	85	85	30.7	0	16	0
AASF 3 Bates Field Mobile		Army Guard	Mobile	4	54,736	4	54,736	35	35	18.9	43	20	0
AFRC Birmingham	R	Army Guard	Birmingham	2	120,793	2	120,793	26	26	20.8	617	430	0
AFRC Quarles Flowers Decatur		Army Guard	Decatur	1	28,305	1	28,305	12	12	5.4	422	0	0
Fort Sequoyah Fort Payne		Army Guard	Fort Payne	5	34,838	5	34,838	20	20	6.2	127	9	0
Fort Whiting Mobile		Army Guard	Mobile	1	55,193	1	55,193	32	32	11.5	274	2	0
NG Buntin Parsons Dothan		Army Guard	Dothan	3	29,950	4	30,800	10	10	5.7	242	17	0
NG Charles A Rollo Auburn		Army Guard	Auburn	2	30,465	2	30,465	20	20	5.5	88	0	0
NG Charles P Bailey Athens		Army Guard	Athens	6	35,627	6	35,627	6	6	5.6	72	0	0
NG Clarence F Rhea Gadsden		Army Guard	Gadsden	5	39,761	5	39,761	12	12	17.1	232	10	0
NG Cromwell Pickens Florence		Army Guard	Florence	5	33,615	5	33,615	11	11	6.5	119	15	0
NG Cullman CSMS 2		Army Guard	Cullman	10	112,680	10	112,680	18	18	19.4	131	55	0
NG Frank F Horton Andalusia		Army Guard	Andalusia	3	25,714	3	25,714	5	5	5.1	89	10	0
NG Hamilton		Army Guard	Hamilton	4	36,895	4	36,895	14	14	6.0	95	19	0
NG Jackson M Balch Huntsville		Army Guard	Huntsville	5	47,657	5	47,657	8	8	8.3	303	0	0
NG JFHQ - SMD		Army Guard	Montgomery	23	373,133	23	373,133	65	65	52.9	584	404	0
NG John H Forney Jacksonville		Army Guard	Jacksonville	1	34,963	1	34,963	10	10	5.8	194	1	0
NG Julis W Hicks Enterprise		Army Guard	Enterprise	8	38,585	8	38,585	14	14	7.4	192	0	0
NG Linden		Army Guard	Linden	5	27,897	5	27,897	14	14	5.2	54	7	0
NG Northport		Army Guard	Northport	3	38,580	3	38,580	11	11	7.3	175	18	0
NG Oneonta		Army Guard	Oneonta	3	33,913	3	33,913	10	10	5.9	285	0	0
NG Opelika		Army Guard	Opelika	5	32,457	5	32,457	10	10	5.8	109	8	0
NG R Dewey Piper Tallassee		Army Guard	Tallassee	4	35,573	4	35,573	10	10	6.0	267	14	0
NG R W Shepherd Hope Hull		Army Guard	Hope Hull	4	115,549	4	115,549	62	62	22.0	287	12	0
NG Ralph W Adams Troy		Army Guard	Troy	1	35,440	1	35,440	8	8	6.5	230	1	0
NG Selma		Army Guard	Selma	6	53,900	6	53,900	9	9	9.8	124	12	0
NG Taylor Hardin Montgomery		Army Guard	Montgomery	2	42,585	2	42,585	11	11	7.0	176	2	0
NG Tom Beville Fayette		Army Guard	Fayette	2	33,117	2	33,117	20	20	6.0	106	0	0
NG TS Walter J Hanna Birmingham		Army Guard	Birmingham	3	39,151	3	39,151	5	5	6.7	192	10	0
** OTHER SITE(S): 77				137	1,272,295	139	1,277,012	592	593	220.2	4,878	97	0
Alabama Total:				265	2,984,155	268	2,989,722	1,165	1,166	547.3	10,707	1,189	0
Alaska													
NG Alcantra Armory Complex		Army Guard	Palmer	6	27,135	6	27,135	360	360	10.6	0	0	0
NG Bethel Arm OMS		Army Guard	Bethel	5	21,057	5	21,057	21,248	21,248	7.4	9	8	0
NG Fairbanks Arm OMS		Army Guard	Fairbanks	3	34,925	3	34,925	5	5	12.9	0	4	0
NG Juneau Armory and FMS		Army Guard	Juneau	2	63,118	2	63,118	10	11	52.8	0	0	0

* Sites which have assets with a DoD legal interest, including State owned assets.

** All Locations that do not meet criteria of at least five (5) Acres AND at least \$5M PRV.

State/Territories Army National Guard Base Structure Report - As of 30 Sept 2008

SITE *	BRAC 2005	COMPONENT	NAME NEAREST CITY	BUILDINGS				STATE OWNED ACRES	TOTAL ACRES	PRV (\$M)	MIL	CIV	OTHER
				STATE OWNED		TOTAL							
				COUNT	SQFT	COUNT	SQFT						
NG Kotzebue Arm OMS		Army Guard	Kotzebue	2	30,625	2	30,625	3	3	11.4	0	0	0
NG Sitka Armory		Army Guard	Sitka	1	15,305	1	15,305	5	5	6.4	0	0	0
** OTHER SITE(S): 25				24	127,809	29	138,950	133	135	96.7	14	20	0
Alaska Total:				43	319,974	48	331,115	21,765	21,768	198.2	23	32	0
Arizona													
NG Bellemont Armory		Army Guard	Bellemont	4	29,000	4	29,000	15	15	7.1	309	8	0
NG Casa Grande Armory		Army Guard	Casa Grande	2	13,526	2	13,526	5	5	6.3	121	0	0
NG Chandler Armory		Army Guard	Chandler	1	17,153	1	17,153	5	5	5.7	2	0	0
NG Douglas Armory		Army Guard	Douglas	5	16,622	5	16,622	5	5	6.1	55	0	0
NG Mesa Armory		Army Guard	Mesa	10	41,742	10	41,742	5	5	9.8	342	0	0
NG Picacho Aviation TS		Army Guard	Picacho	2	6,158	2	6,158	320	320	16.7	0	0	0
NG Prescott Armory		Army Guard	Prescott	3	17,513	3	17,513	15	15	5.4	180	0	0
NG Project Challenge		Army Guard	Queen Creek	5	26,541	5	26,541	5	5	5.1	0	0	59
NG Roosevelt Armory		Army Guard	Phoenix	4	38,683	4	38,683	4	4	8.0	2	17	0
NG Showlow Armory		Army Guard	Show Low	3	20,693	3	20,693	0	10	7.6	52	0	0
NG Silver Bell Army Heliport		Army Guard	Marana	17	369,468	17	369,468	161	726	135.4	791	197	421
NG Silverlake Armory		Army Guard	Tucson	6	44,074	6	44,074	6	6	14.2	126	0	0
NG Valencia Readiness Center		Army Guard	Tucson	4	47,063	4	47,063	20	20	14.8	330	13	1
NG Yuma Readiness Center		Army Guard	Yuma	1	24,830	1	24,830	0	5	10.8	119	0	0
** OTHER SITE(S): 10				23	121,890	27	141,937	28	37	38.2	679	2	0
Arizona Total:				90	834,957	94	855,004	595	1,184	291.2	3,108	237	481
Arkansas													
Camp Joseph T Robinson		Army Guard	North Little Rock	273	1,906,152	273	1,906,152	32,868	32,868	483.8	3,090	305	554
NG Benton		Army Guard	Benton	1	34,000	1	34,000	11	11	12.4	127	1	0
NG Booneville		Army Guard	Booneville	3	23,688	3	23,688	5	5	7.1	84	2	0
NG Fayetteville		Army Guard	Fayetteville	3	31,441	3	31,441	10	10	5.8	207	1	0
NG Harrison		Army Guard	Harrison	4	13,874	4	13,874	5	5	5.6	185	0	0
NG Jonesboro		Army Guard	Jonesboro	2	50,554	2	50,554	4	4	9.1	273	21	0
NG Little Rock		Army Guard	Little Rock	2	47,806	3	49,406	5	5	8.6	540	9	3
NG Mountain Home		Army Guard	Mountain Home	3	13,559	3	13,559	7	7	5.9	85	0	0
NG North Little Rock		Army Guard	North Little Rock	1	41,825	2	43,025	5	5	7.8	305	95	0
NG Russellville		Army Guard	Russellville	4	38,026	4	38,026	13	13	11.0	195	14	0
NG Searcy		Army Guard	Searcy	4	34,680	4	34,680	3	3	6.0	116	10	0
NG Stuttgart		Army Guard	Stuttgart	4	25,552	4	25,552	15	15	7.6	54	1	0
NG Warren OMS 5		Army Guard	Warren	5	44,181	5	44,181	27	27	27.0	93	8	0

* Sites which have assets with a DoD legal interest, including State owned assets.

** All Locations that do not meet criteria of at least five (5) Acres AND at least \$5M PRV.

State/Territories Army National Guard Base Structure Report - As of 30 Sept 2008

SITE *	BRAC 2005	COMPONENT	NAME NEAREST CITY	BUILDINGS				STATE OWNED ACRES	TOTAL ACRES	PRV (\$M)	MIL	CIV	OTHER
				STATE OWNED		TOTAL							
				COUNT	SQFT	COUNT	SQFT						
** OTHER SITE(S): 54				129	856,959	129	856,959	243	243	159.6	3,832	47	0
Arkansas Total:				438	3,162,297	440	3,165,097	33,221	33,221	757.3	9,186	514	557
California													
ITC Camp San Luis Obispo		Army Guard	San Luis Obispo	288	1,120,776	288	1,120,776	4,263	4,263	275.4	381	81	358
NG Ashland Armory		Army Guard	Amador City	2	26,830	2	26,830	5	5	9.5	215	0	1
NG Atascadero		Army Guard	Atascadero	2	13,005	2	13,005	3	3	8.9	44	0	0
NG Azusa Sierra Madre		Army Guard	Azusa	3	89,489	3	89,489	18	18	77.9	554	0	7
NG Bakersfield (Gateway)		Army Guard	Bakersfield	2	50,563	2	50,563	21	21	52.7	0	0	0
NG Bakersfield (P)		Army Guard	Bakersfield	4	20,294	4	20,294	3	3	12.0	143	10	4
NG Barstow		Army Guard	Barstow	3	19,998	3	19,998	5	5	18.6	160	18	5
NG Benicia		Army Guard	Benicia	3	18,369	3	18,369	5	5	14.3	78	0	2
NG Burbank		Army Guard	Burbank	4	40,208	4	40,208	4	4	21.6	449	13	0
NG El Centro		Army Guard	El Centro	5	15,575	5	15,575	3	3	12.5	75	6	0
NG Eureka		Army Guard	Eureka	3	26,059	3	26,059	4	4	18.6	112	10	0
NG Fairfield		Army Guard	Travis AFB	1	39,063	1	39,063	5	5	9.6	102	0	0
NG Fresno Airways		Army Guard	Fresno	1	10,462	1	10,462	4	4	11.8	0	0	0
NG Fresno AVCRAD Dakota		Army Guard	Fresno	3	89,283	3	89,283	48	48	29.5	352	83	82
NG Indio		Army Guard	Indio	1	10,105	1	10,105	3	3	6.3	0	0	0
NG Inglewood		Army Guard	Inglewood	4	35,116	4	35,116	4	4	15.0	216	13	0
NG Lakeport		Army Guard	Lakeport	1	23,654	1	23,654	7	7	6.1	52	0	0
NG Long Beach (Redondo)		Army Guard	Long Beach	3	91,189	3	91,189	20	20	40.6	552	20	10
NG Long Beach CSMS Stearns		Army Guard	Long Beach	7	57,182	7	57,182	5	5	38.2	0	90	6
NG National City		Army Guard	National City	5	25,953	5	25,953	4	4	15.9	250	0	6
NG Ontario		Army Guard	Ontario	3	31,837	3	31,837	3	3	17.2	250	10	10
NG Palmdale		Army Guard	Palmdale	1	13,990	1	13,990	5	5	10.9	85	0	0
NG Red Bluff		Army Guard	Red Bluff	3	17,294	3	17,294	3	3	16.7	66	9	1
NG Sacramento 58th		Army Guard	Sacramento	4	35,789	4	35,789	6	6	26.2	299	0	9
NG Sacramento Meadowview		Army Guard	Sacramento	2	40,379	2	40,379	9	9	28.0	303	11	8
NG San Diego		Army Guard	San Diego	9	85,918	9	85,918	18	18	48.0	566	0	34
NG San Francisco		Army Guard	San Francisco	4	61,632	4	61,632	8	8	12.2	179	0	1
NG San Jose Hedding		Army Guard	San Jose	4	52,676	4	52,676	6	6	25.6	266	6	23
NG San Rafael		Army Guard	San Rafael	2	25,888	2	25,888	4	4	6.7	151	0	0
NG Santa Barbara		Army Guard	Santa Barbara	4	35,737	4	35,737	3	3	17.1	0	6	0
NG Santa Cruz		Army Guard	Santa Cruz	1	11,710	1	11,710	130	130	6.9	0	0	0
NG Santa Rosa		Army Guard	Santa Rosa	5	27,360	5	27,360	5	5	19.8	175	7	0
NG Stockton AASF		Army Guard	Stockton	1	38,754	1	38,754	15	15	12.6	1	0	0
NG Stockton Armory		Army Guard	Stockton	3	50,540	3	50,540	10	10	21.5	618	10	3

* Sites which have assets with a DoD legal interest, including State owned assets.

** All Locations that do not meet criteria of at least five (5) Acres AND at least \$5M PRV.

State/Territories Army National Guard Base Structure Report - As of 30 Sept 2008

SITE *	BRAC 2005	COMPONENT	NAME NEAREST CITY	BUILDINGS				STATE OWNED ACRES	TOTAL ACRES	PRV (\$M)	MIL	CIV	OTHER
				STATE OWNED		TOTAL							
				COUNT	SQFT	COUNT	SQFT						
NG Stockton FMS/CSMS		Army Guard	Stockton	5	77,465	5	77,465	28	28	17.8	0	92	13
NG Vallejo		Army Guard	Vallejo	2	19,410	2	19,410	3	3	10.9	122	0	0
NG Ventura		Army Guard	Ventura	2	40,222	2	40,222	5	5	9.3	47	1	3
** OTHER SITE(S): 87				144	1,196,068	150	1,380,994	2,608	2,608	395.5	5,367	259	422
California Total:				544	3,685,842	550	3,870,768	7,304	7,304	1,398.0	12,230	755	1,008
Colorado													
NG Aurora		Army Guard	Aurora	2	47,115	2	47,115	0	6	11.0	123	11	2
NG Boulder		Army Guard	Boulder	4	23,029	4	23,029	9	9	16.8	152	0	0
NG Centennial		Army Guard	Englewood	3	92,011	3	92,011	8	8	26.2	209	81	88
NG Denver 1		Army Guard	Denver	3	78,590	3	78,590	0	10	29.4	247	8	1
NG Durango		Army Guard	Durango	2	18,524	2	18,524	5	5	9.1	28	0	0
NG Fort Collins		Army Guard	Fort Collins	3	16,409	3	16,409	5	5	6.5	12	0	0
NG Golden		Army Guard	Golden	6	49,000	6	49,000	5	5	11.3	0	27	0
NG Gypsum (HAATS)		Army Guard	Gypsum	1	22,751	2	24,191	0	18	10.0	43	2	0
NG La Junta		Army Guard	La Junta	1	9,967	1	9,967	5	5	6.1	72	0	0
NG Montrose		Army Guard	Montrose	1	25,010	1	25,010	26	26	34.9	82	0	0
NG Watkins		Army Guard	Watkins	4	59,865	4	59,865	0	11	13.1	321	8	0
** OTHER SITE(S): 13				12	109,102	25	432,408	33	53	122.0	1,864	180	15
Colorado Total:				42	551,373	56	876,119	95	160	296.1	3,153	317	106
Connecticut													
NG AVCRAD Groton		Army Guard	Groton	15	193,050	15	193,050	24	24	62.1	390	98	202
NG Branford Armory OMS 11		Army Guard	Branford	4	48,690	4	48,690	4	4	11.7	125	0	1
NG Camp Hartell		Army Guard	Windsor Locks	43	142,251	43	142,251	59	59	36.5	135	48	5
NG Camp Rell		Army Guard	Niantic	65	323,837	65	323,837	82	82	75.7	175	6	14
NG Hartford Armory OMS 8A		Army Guard	Hartford	5	165,471	5	165,471	6	6	35.7	294	142	85
NG New Britain Armory		Army Guard	New Britain	1	26,995	1	26,995	8	8	6.1	207	0	58
NG New Haven Armory		Army Guard	New Haven	1	155,405	1	155,405	3	3	36.6	100	0	6
NG New London Armory		Army Guard	New London	1	38,175	1	38,175	8	8	9.3	219	15	1
NG Newtown Military Reservation		Army Guard	Newtown	3	54,191	3	54,191	95	95	43.7	8	0	42
NG Norwalk Armory		Army Guard	Norwalk	2	31,966	2	31,966	11	11	8.3	131	2	1
NG Norwich Armory OMS 10		Army Guard	Norwich	4	50,073	4	50,073	11	11	11.8	179	0	4
NG Southington Armory OMS 2		Army Guard	Southington	4	32,245	4	32,245	10	10	7.1	127	0	1
NG Stratford Armory OMS 9		Army Guard	Stratford	2	46,114	2	46,114	10	10	10.7	345	1	1
Stones Ranch Military Reservation		Army Guard	East Lyme	22	78,120	22	78,120	1,862	1,862	51.8	14	6	0
** OTHER SITE(S): 11				22	315,572	26	341,209	152	152	82.9	659	12	4

* Sites which have assets with a DoD legal interest, including State owned assets.

** All Locations that do not meet criteria of at least five (5) Acres AND at least \$5M PRV.

State/Territories Army National Guard Base Structure Report - As of 30 Sept 2008

SITE *	BRAC 2005	COMPONENT	NAME NEAREST CITY	BUILDINGS				STATE OWNED ACRES	TOTAL ACRES	PRV (\$M)	MIL	CIV	OTHER
				STATE OWNED		TOTAL							
				COUNT	SQFT	COUNT	SQFT						
Connecticut Total:				194	1,702,155	198	1,727,792	2,345	2,345	489.9	3,108	330	425
Delaware													
NG 1401 Armory		Army Guard	Wilmington	2	48,253	2	48,253	7	7	12.9	249	2	2
NG Bethany Beach TS		Army Guard	Bethany Beach	81	130,631	81	130,631	105	105	32.0	50	5	10
NG Dagsboro		Army Guard	Dagsboro	6	44,429	6	44,429	9	9	16.9	135	6	0
NG Duncan Armory AASF		Army Guard	New Castle	7	72,909	7	72,909	13	13	33.2	177	66	1
NG Georgetown		Army Guard	Georgetown	2	24,537	2	24,537	4	4	6.6	119	0	7
NG Gov Bacon Health Ctr		Army Guard	Delaware City	2	28,651	2	28,651	6	6	12.3	216	0	0
NG Milford		Army Guard	Milford	5	25,551	5	25,551	3	3	7.2	24	1	0
NG Pigman Armory		Army Guard	Seaford	4	23,755	4	23,755	3	3	7.1	120	0	0
NG Seaford Readiness Center (Old)		Army Guard	Seaford	5	20,404	5	20,404	14	14	10.2	0	9	0
NG Stern Armory		Army Guard	Wilmington	5	30,236	5	30,236	4	4	7.6	72	10	0
NG Wilmington		Army Guard	Wilmington	2	79,588	2	79,588	15	15	19.7	108	50	35
** OTHER SITE(S): 3				5	42,666	5	42,666	7	7	8.2	113	1	0
Delaware Total:				126	571,610	126	571,610	190	190	173.9	1,383	150	55
District of Columbia													
NG D.C. Armory		Army Guard	Washington, DC	2	588,724	2	588,724	10	10	119.8	1,133	147	144
** OTHER SITE(S): 1				0	0	7	74,748	0	0	13.0	285	29	0
District of Columbia Total:				2	588,724	9	663,472	10	10	132.8	1,418	176	144
Florida													
MTC Camp Blanding		Army Guard	Starke	548	1,311,873	548	1,311,873	78,482	78,482	521.6	1,540	12	393
NG Bradenton Readiness Center		Army Guard	Bradenton	7	49,296	7	49,296	9	9	6.0	64	1	0
NG Brooksville RC, AASF #2, C23		Army Guard	Spring Hill	5	107,752	5	107,752	19	19	31.9	90	0	3
NG Crystal River Readiness Center		Army Guard	Crystal River	6	32,106	6	32,106	18	18	6.3	159	4	0
NG Fort Lauderdale Readiness Center		Army Guard	Fort Lauderdale	6	24,722	6	24,722	6	6	5.4	194	0	0
NG Jacksonville, Cecil Field AASF 1		Army Guard	Jacksonville	9	194,953	9	194,953	7	7	41.9	494	68	10
NG Jacksonville, Snyder RC		Army Guard	Jacksonville	4	40,175	4	40,175	25	25	7.1	452	14	0
NG Miami Readiness Center		Army Guard	Miami-Dade	4	53,693	4	53,693	6	6	9.9	715	14	0
NG Orlando Readiness Center		Army Guard	Orlando	3	33,049	3	33,049	5	5	6.3	340	1	0
NG Panama City Readiness Center		Army Guard	Panama City	2	28,911	2	28,911	5	5	5.3	128	0	0
NG Pensacola (Ellyson Field)		Army Guard	Pensacola	6	47,384	6	47,384	0	11	20.8	221	6	0
NG Plant City Readiness Center		Army Guard	Plant City	5	29,310	5	29,310	13	13	5.8	169	5	0
NG Quincy Readiness Center		Army Guard	Quincy	3	29,669	3	29,669	15	15	5.6	213	0	0
NG St Augustine, Ensslin Readiness Center		Army Guard	St. Augustine	4	90,197	4	90,197	18	18	16.0	506	242	443
NG St Augustine, St Francis Barracks		Army Guard	St. Augustine	15	81,575	15	81,575	7	7	11.5	0	0	0

* Sites which have assets with a DoD legal interest, including State owned assets.

** All Locations that do not meet criteria of at least five (5) Acres AND at least \$5M PRV.

State/Territories Army National Guard Base Structure Report - As of 30 Sept 2008

SITE *	BRAC 2005	COMPONENT	NAME NEAREST CITY	BUILDINGS				STATE OWNED ACRES	TOTAL ACRES	PRV (\$M)	MIL	CIV	OTHER
				STATE OWNED		TOTAL							
				COUNT	SQFT	COUNT	SQFT						
NG St Petersburg Readiness Center		Army Guard	St. Petersburg	5	31,677	5	31,677	6	6	9.7	84	8	0
NG Starke Readiness Center		Army Guard	Starke	4	29,735	4	29,735	12	12	5.4	221	89	0
NG Tallahassee Readiness Center		Army Guard	Tallahassee	7	42,666	7	42,666	19	19	8.8	287	7	0
NG Tampa Readiness Center		Army Guard	Tampa	6	111,642	6	111,642	11	11	21.3	121	9	0
NG West Palm Beach, Calloway, FMS 15		Army Guard	West Palm Beach	4	65,859	4	65,859	19	19	11.3	221	9	0
** OTHER SITE(S): 38				91	596,848	120	655,380	343	4,766	126.9	3,001	174	2
Florida Total:				744	3,033,092	773	3,091,624	79,044	83,479	884.8	9,220	663	851
Georgia													
NG Albany		Army Guard	Albany	8	30,132	8	30,132	3	3	7.1	127	8	0
NG Americus		Army Guard	Americus	4	16,524	4	16,524	11	11	15.2	0	0	0
NG Atlanta - Confederate Ave		Army Guard	Atlanta	16	248,324	16	248,324	74	74	37.8	254	152	663
NG Augusta		Army Guard	Augusta	5	49,444	5	49,444	12	12	7.9	334	14	0
NG Brunswick		Army Guard	Brunswick	5	29,691	5	29,691	7	7	5.9	91	0	0
NG Calhoun		Army Guard	Calhoun	6	22,452	6	22,452	43	43	7.5	128	13	0
NG Cedartown		Army Guard	Cedartown	4	21,541	4	21,541	3	3	7.7	101	1	0
NG Columbus		Army Guard	Columbus	5	44,319	5	44,319	7	7	7.4	79	11	0
NG Decatur		Army Guard	Decatur	4	25,332	4	25,332	6	6	8.3	119	0	0
NG Dublin		Army Guard	Dublin	5	29,331	5	29,331	10	10	5.4	120	14	0
NG Henry D Russell Armory		Army Guard	Macon	5	29,744	5	29,744	6	6	7.8	262	9	0
NG Hinesville		Army Guard	Hinesville	5	28,973	5	28,973	7	7	5.8	0	0	0
NG Jackson		Army Guard	Jackson	2	15,289	2	15,289	3	3	5.9	91	15	0
NG Kennesaw		Army Guard	Kennesaw	5	37,292	5	37,292	14	14	7.3	520	4	8
NG Macon RTI		Army Guard	Macon	27	59,585	27	59,585	1,705	1,705	11.1	91	0	13
NG Marietta		Army Guard	Marietta	4	15,442	4	15,442	6	6	5.1	82	0	0
NG Oglethorpe Armory		Army Guard	Lawrenceville	1	84,931	1	84,931	65	65	21.0	679	1	20
NG Rome		Army Guard	Rome	6	26,970	6	26,970	181	181	6.2	75	3	0
NG Savannah		Army Guard	Savannah	6	75,627	6	75,627	27	27	12.9	389	6	0
NG Tifton		Army Guard	Tifton	4	18,257	4	18,257	8	8	23.8	76	3	0
NG Toccoa		Army Guard	Toccoa	4	24,733	4	24,733	4	4	6.0	116	0	0
NG Waycross		Army Guard	Waycross	3	30,492	3	30,492	7	7	5.2	23	1	0
NG Winder Brw Arpt		Army Guard	Winder	8	51,484	8	51,484	33	34	9.6	157	38	7
NG Winder-Downtown		Army Guard	Winder	5	38,675	5	38,675	7	7	8.7	340	3	0
** OTHER SITE(S): 42				107	571,311	117	692,274	229	258	136.3	3,599	83	84
Georgia Total:				254	1,625,895	264	1,746,858	2,475	2,505	382.8	7,853	379	795
Hawaii													
NG Fort Ruger		Army Guard	Honolulu	41	194,176	41	194,176	337	337	63.1	25	68	157

* Sites which have assets with a DoD legal interest, including State owned assets.

** All Locations that do not meet criteria of at least five (5) Acres AND at least \$5M PRV.

**State/Territories Army National Guard
Base Structure Report - As of 30 Sept 2008**

SITE *	BRAC 2005	COMPONENT	NAME NEAREST CITY	BUILDINGS				STATE OWNED ACRES	TOTAL ACRES	PRV (\$M)	MIL	CIV	OTHER
				STATE OWNED		TOTAL							
				COUNT	SQFT	COUNT	SQFT						
NG Hanapepe		Army Guard	Hanapepe	4	27,475	4	27,475	5	5	9.6	68	1	1
NG Hilo AASF 2		Army Guard	Hilo	4	38,181	4	38,181	857,478	857,478	25.0	0	17	1
NG Kealakekua		Army Guard	Kealakekua	4	19,645	4	19,645	4	4	7.0	81	0	4
NG Pu'Unene		Army Guard	Kihei	3	30,964	3	30,964	30	30	13.4	81	1	3
NG TS Keaukaha Mil Res		Army Guard	Hilo	35	154,453	35	154,453	509	509	44.6	241	40	15
NG Wahiawa		Army Guard	Wahiawa	4	63,870	4	63,870	4	4	22.4	397	8	2
** OTHER SITE(S): 6				8	21,697	15	97,648	113	161	10.4	113	4	19
Hawaii Total:				103	550,461	110	626,412	858,480	858,528	195.5	1,006	139	202
Idaho													
NG Burley Armory		Army Guard	Burley	2	14,604	2	14,604	6	6	5.3	42	0	0
NG Caldwell Armory		Army Guard	Caldwell	2	21,024	2	21,024	5	5	8.7	134	0	0
NG GF Bennett Building (600)		Army Guard	Boise	1	29,971	1	29,971	0	6	6.1	0	0	0
NG Gooding Armory		Army Guard	Gooding	3	10,076	3	10,076	5	5	6.4	30	0	0
NG Idaho Falls Armory FMS 6		Army Guard	Idaho Falls	6	30,554	6	30,554	4	4	13.8	115	6	1
NG Lewiston Armory FMS 1		Army Guard	Lewiston	3	21,352	3	21,352	8	8	14.8	95	7	1
NG Nampa Armory FMS S2		Army Guard	Nampa	3	16,232	3	16,232	4	4	12.8	52	0	0
NG Orchard Mates Boise		Army Guard	Boise	10	120,386	10	120,386	0	80	115.8	0	0	0
NG Orofino Armory		Army Guard	Orofino	2	8,112	2	8,112	5	5	6.9	30	0	0
NG Pocatello Armory FMS 5		Army Guard	Pocatello	4	34,813	4	34,813	11	11	15.2	125	6	0
NG Post Falls Armory FMS S1		Army Guard	Post Falls	3	47,650	3	47,650	8	8	20.6	212	6	0
NG Twin Falls Armory		Army Guard	Twin Falls	4	18,974	4	18,974	5	5	10.7	135	0	2
Orchard Range TS Boise		Army Guard	Boise	35	19,895	70	74,037	138,551	138,551	161.5	0	0	0
** OTHER SITE(S): 26				48	250,894	164	1,286,024	75,448	75,785	406.2	2,079	447	333
Idaho Total:				126	644,537	277	1,733,809	214,060	214,483	804.9	3,049	472	337
Illinois													
JAFRC Bartonville (Peoria)		Army Guard	Peoria	3	111,543	3	111,543	27	27	27.4	453	20	3
JAFRC Kankakee (Cpt Stefanich)		Army Guard	Kankakee	2	41,188	2	41,188	11	11	10.4	295	0	2
Marseilles (MTA Training Area)		Army Guard	Marseilles	32	196,771	32	196,771	2,814	2,814	72.9	84	17	102
NG Beardstown Armory		Army Guard	Beardstown	1	18,332	1	18,332	9	9	5.2	46	0	7
NG Bloomington Armory FMS 16		Army Guard	Bloomington	4	64,037	4	64,037	11	11	14.4	144	8	1
NG Chicago (Calumet Ave Armory)		Army Guard	Chicago	1	111,078	1	111,078	5	5	27.1	265	0	6
NG Chicago (Midway Armory AASF#2)		Army Guard	Chicago	3	86,204	3	86,204	4	4	26.3	176	8	4
NG Chicago (Northwest Armory)		Army Guard	Chicago	1	170,129	1	170,129	3	3	42.7	229	0	7
NG Chicago, Jones Armory FMS 14		Army Guard	Chicago	1	294,720	1	294,720	6	6	14.1	329	10	236
NG Crestwood Armory FMS 02		Army Guard	Robbins	1	115,590	1	115,590	18	18	28.7	408	22	6
NG Danville Armory		Army Guard	Danville	1	24,500	1	24,500	10	10	8.5	54	0	1

* Sites which have assets with a DoD legal interest, including State owned assets.

** All Locations that do not meet criteria of at least five (5) Acres AND at least \$5M PRV.

State/Territories Army National Guard Base Structure Report - As of 30 Sept 2008

SITE *	BRAC 2005	COMPONENT	NAME NEAREST CITY	BUILDINGS				STATE OWNED ACRES	TOTAL ACRES	PRV (\$M)	MIL	CIV	OTHER
				STATE OWNED		TOTAL							
				COUNT	SQFT	COUNT	SQFT						
NG Decatur AASF#1		Army Guard	Decatur	5	56,666	5	56,666	10	10	26.2	8	44	1
NG Decatur Armory FMS 04		Army Guard	Decatur	3	45,192	3	45,192	12	12	12.6	321	12	3
NG East St Louis Armory FMS 15		Army Guard	Centreville	5	75,728	5	75,728	8	8	16.1	207	18	3
NG Effingham Armory		Army Guard	Effingham	1	19,250	1	19,250	3	3	5.2	133	0	1
NG Freeport Armory		Army Guard	Freeport	1	21,817	1	21,817	4	4	5.8	172	0	1
NG Galva Armory		Army Guard	Galva	1	32,864	1	32,864	6	6	8.7	102	0	1
NG Joliet Armory FMS 12		Army Guard	Joliet	3	51,418	3	51,418	5	5	13.0	131	11	1
NG Kewanee Armory FMS 07		Army Guard	Kewanee	3	53,659	3	53,659	4	4	13.0	129	9	1
NG Litchfield Armory		Army Guard	Litchfield	1	19,557	1	19,557	3	3	5.2	133	0	1
NG Machesney Park Armory FMS 13		Army Guard	Machesney Park	3	49,064	3	49,064	12	12	12.7	343	24	3
NG Macomb Armory FMS 19A		Army Guard	Macomb	3	56,077	3	56,077	7	7	13.6	171	11	3
NG Marion Armory FMS 18		Army Guard	Marion	3	46,431	3	46,431	11	11	12.2	217	10	3
NG Mattoon Armory FMS 5		Army Guard	Mattoon	4	59,219	4	59,219	7	7	13.3	191	22	1
NG North Riverside Armory		Army Guard	Riverside	2	87,803	2	87,803	10	10	21.2	606	0	10
NG Paris Armory FMS 10		Army Guard	Paris	3	43,759	3	43,759	3	3	9.6	120	8	1
NG Pontiac Armory		Army Guard	Pontiac	1	32,825	1	32,825	5	5	8.1	77	0	1
NG Quad Cities Armory FMS 19		Army Guard	Milan	3	60,644	3	60,644	25	25	14.8	331	12	2
NG Quincy (Gen Grimmer) FMS 20		Army Guard	Quincy	5	35,426	5	35,426	6	6	9.7	128	8	1
NG Rock Falls Armory FMS 11		Army Guard	Rock Falls	4	53,503	4	53,503	4	4	10.6	129	9	2
NG Salem (LTC McMackin II) Armory		Army Guard	Salem	1	31,689	1	31,689	3	3	8.2	80	0	1
NG Sparta Armory		Army Guard	Sparta	3	36,047	3	36,047	2,653	2,653	12.4	187	0	1
NG Springfield (TS Camp Lincoln)		Army Guard	Springfield	32	503,328	32	503,328	160	160	115.8	1,155	155	120
NG Sullivan Armory		Army Guard	Sullivan	1	31,374	1	31,374	5	5	8.1	82	0	1
NG Urbana Armory FMS 17		Army Guard	Urbana	6	112,252	6	112,252	22	22	24.5	167	9	3
NG West Frankfort Armory		Army Guard	West Frankfort	1	20,379	1	20,379	5	5	5.4	132	0	1
NG Woodstock Armory		Army Guard	Woodstock	1	23,400	1	23,400	13	13	6.3	81	0	1
** OTHER SITE(S): 16				21	603,936	22	613,936	18	19	150.1	1,528	29	336
Illinois Total:				170	3,497,399	171	3,507,399	5,942	5,943	840.2	9,544	476	879
Indiana													
NG Anderson		Army Guard	Anderson	5	28,650	5	28,650	4	4	5.7	205	1	1
NG Bedford		Army Guard	Bedford	4	32,258	4	32,258	5	5	7.4	211	4	1
NG Bloomington		Army Guard	Bloomington	4	31,852	5	33,852	4	4	6.8	259	10	1
NG Elkhart		Army Guard	Elkhart	10	39,776	10	39,776	8	8	20.6	185	7	1
NG Evansville (1998)		Army Guard	Evansville	3	174,762	3	174,762	20	20	34.5	386	6	3
NG Fort Wayne		Army Guard	Fort Wayne	6	61,931	6	61,931	21	21	12.5	676	7	2
NG Gary		Army Guard	Gary	9	69,490	9	69,490	15	15	20.1	320	11	2
NG Indianapolis 38 ID		Army Guard	Indianapolis	3	105,816	3	105,816	68	68	23.3	840	1	12

* Sites which have assets with a DoD legal interest, including State owned assets.

** All Locations that do not meet criteria of at least five (5) Acres AND at least \$5M PRV.

State/Territories Army National Guard Base Structure Report - As of 30 Sept 2008

SITE *	BRAC 2005	COMPONENT	NAME NEAREST CITY	BUILDINGS				STATE OWNED ACRES	TOTAL ACRES	PRV (\$M)	MIL	CIV	OTHER
				STATE OWNED		TOTAL							
				COUNT	SQFT	COUNT	SQFT						
NG Indianapolis CSMS #1		Army Guard	Indianapolis	4	95,305	4	95,305	12	12	20.5	0	0	0
NG Jasper		Army Guard	Jasper	3	32,500	3	32,500	6	6	6.8	213	9	1
NG La Porte		Army Guard	La Porte	4	29,713	4	29,713	9	9	5.9	121	0	1
NG Lafayette		Army Guard	Lafayette	3	42,741	4	44,341	16	16	9.1	335	5	1
NG Lebanon		Army Guard	Lebanon	1	24,679	1	24,679	3	3	5.4	103	0	1
NG Logansport		Army Guard	Logansport	6	24,578	6	24,578	8	8	5.1	131	5	1
NG Muncie		Army Guard	Muncie	4	36,248	5	38,394	16	16	7.9	270	1	2
NG New Albany		Army Guard	New Albany	3	30,703	3	30,703	9	9	6.6	252	5	1
NG Shelbyville		Army Guard	Shelbyville	5	101,565	5	101,565	58	58	30.7	482	0	33
NG South Bend		Army Guard	South Bend	4	60,871	4	60,871	16	16	18.0	460	0	2
NG Stout Field Indianapolis		Army Guard	Indianapolis	18	425,200	18	425,200	18	18	69.4	742	497	142
** OTHER SITE(S): 60				110	1,012,919	115	1,099,512	366	366	215.4	4,946	99	6,490
Indiana Total:				209	2,461,558	217	2,553,897	679	679	531.7	11,137	668	6,698
Iowa													
NG Algona		Army Guard	Algona	4	29,237	4	29,237	12	12	5.2	51	0	0
NG Boone		Army Guard	Boone	8	194,624	8	194,624	22	28	74.2	426	8	0
NG Burlington		Army Guard	Burlington	4	42,751	4	42,751	3	3	6.8	161	3	0
NG Cedar Rapids		Army Guard	Cedar Rapids	6	73,210	6	73,210	5	5	13.1	391	15	0
NG Centerville		Army Guard	Centerville	4	33,208	4	33,208	8	8	5.8	57	0	0
NG Clinton		Army Guard	Clinton	5	27,918	5	27,918	5	5	5.3	177	0	0
NG Council Bluffs		Army Guard	Council Bluffs	6	63,935	6	63,935	42	42	12.3	211	5	0
NG Davenport AASF		Army Guard	Davenport	8	73,880	8	73,880	12	16	20.4	197	0	0
NG Davenport Armory		Army Guard	Davenport	2	29,393	2	29,393	3	3	5.2	179	7	0
NG Dubuque		Army Guard	Dubuque	5	69,649	5	69,649	22	22	9.9	159	0	0
NG Estherville		Army Guard	Estherville	3	41,760	3	41,760	5	5	11.9	94	1	0
NG Fairfield Armory		Army Guard	Fairfield	3	50,528	3	50,528	5	5	9.0	213	2	0
NG Fort Dodge		Army Guard	Fort Dodge	7	72,236	7	72,236	7	8	17.0	158	5	0
NG Iowa City		Army Guard	Iowa City	3	26,584	3	26,584	5	5	5.5	206	9	0
NG Keokuk		Army Guard	Keokuk	3	27,182	3	27,182	3	3	6.0	63	0	0
NG Le Mars		Army Guard	Le Mars	4	29,075	4	29,075	6	6	5.1	108	0	0
NG Marshalltown		Army Guard	Marshalltown	3	25,912	3	25,912	5	5	8.2	168	0	0
NG Mason City		Army Guard	Mason City	6	56,910	6	56,910	13	13	17.4	172	6	0
NG Oskaloosa		Army Guard	Oskaloosa	3	42,326	3	42,326	10	10	6.6	99	1	0
NG Ottumwa		Army Guard	Ottumwa	3	36,536	3	36,536	5	5	5.3	100	0	0
NG Red Oak		Army Guard	Red Oak	5	34,052	5	34,052	6	6	5.3	127	4	0
NG Sheldon		Army Guard	Sheldon	4	35,475	4	35,475	6	6	5.1	66	1	0
NG Sioux City		Army Guard	Sioux City	6	61,751	7	88,151	11	11	15.0	255	7	1

* Sites which have assets with a DoD legal interest, including State owned assets.

** All Locations that do not meet criteria of at least five (5) Acres AND at least \$5M PRV.

State/Territories Army National Guard Base Structure Report - As of 30 Sept 2008

SITE *	BRAC 2005	COMPONENT	NAME NEAREST CITY	BUILDINGS				STATE OWNED ACRES	TOTAL ACRES	PRV (\$M)	MIL	CIV	OTHER
				STATE OWNED		TOTAL							
				COUNT	SQFT	COUNT	SQFT						
NG Spencer		Army Guard	Spencer	3	22,312	3	22,312	5	5	6.0	41	0	0
NG Storm Lake		Army Guard	Storm Lake	6	30,411	6	30,411	6	6	9.9	222	3	0
NG Waterloo Airport		Army Guard	Waterloo	8	53,748	8	53,748	5	7	8.8	188	2	0
NG Waterloo Big Rock		Army Guard	Waterloo	8	65,941	8	65,941	0	30	18.8	250	39	0
** OTHER SITE(S): 20				51	379,763	53	398,595	114	114	70.2	1,062	11	2
Iowa Total:				181	1,730,306	184	1,775,538	350	394	389.4	5,601	129	3
<u>Kansas</u>													
JFHQ Kansas		Army Guard	Topeka	27	273,468	27	273,468	79	79	53.8	479	185	83
NG Armory/Maintenance Facility		Army Guard	Manhattan	1	50,285	1	50,285	0	10	14.4	317	9	0
NG Hays Armory		Army Guard	Hays	2	22,475	2	22,475	3	3	5.7	102	7	0
NG Holton Armory		Army Guard	Holton	2	13,964	2	13,964	3	3	6.0	23	0	0
NG Hutchinson Armory		Army Guard	Hutchinson	3	47,147	3	47,147	7	7	9.2	146	9	1
NG Iola Armory		Army Guard	Iola	3	44,498	3	44,498	4	4	8.4	130	13	0
NG Kansas City Armory		Army Guard	Kansas City	2	68,488	2	68,488	5	20	24.1	215	9	4
NG Lenexa Armory		Army Guard	Lenexa	3	34,994	3	34,994	7	7	6.9	189	1	1
NG Sabetha Armory		Army Guard	Sabetha	2	17,985	2	17,985	3	3	6.0	34	5	0
NG Salina KS Training Center		Army Guard	Salina	17	410,474	18	419,925	50	103	106.8	64	0	8
NG Wichita FMS 3		Army Guard	Wichita	2	13,056	2	13,056	3	3	6.6	0	11	0
NG Wichita South Armory		Army Guard	Wichita	2	27,149	2	27,149	6	6	5.8	315	5	0
** OTHER SITE(S): 46				69	721,079	105	992,655	114	3,703	200.5	3,279	113	19
Kansas Total:				135	1,745,061	172	2,026,088	284	3,952	454.0	5,293	367	116
<u>Kentucky</u>													
NG Benton Armory		Army Guard	Benton	2	21,415	2	21,415	7	7	8.2	189	0	1
NG Bowling Green Reserve Center		Army Guard	Bowling Green	3	39,218	3	39,218	7	7	7.4	398	0	3
NG Buechel Armory		Army Guard	Louisville	7	36,485	7	36,485	20	20	7.0	201	0	1
NG Frankfort Boone NG Center		Army Guard	Frankfort	45	359,273	46	361,273	655	655	72.7	769	313	186
NG Hazard Armory		Army Guard	Hazard	3	22,785	3	22,785	11	11	5.3	95	0	2
NG Hickman Armory		Army Guard	Hickman	3	16,435	3	16,435	5	5	6.7	51	0	0
NG Lexington Armory		Army Guard	Lexington	7	39,791	8	39,991	18	18	7.4	498	7	3
NG Louisville Armory		Army Guard	Louisville	9	59,658	9	59,658	12	12	10.3	230	12	2
NG Morehead Readiness Center		Army Guard	Morehead	3	33,708	3	33,708	75	75	13.8	98	0	1
NG Murray Armory		Army Guard	Murray	4	22,447	4	22,447	6	6	7.2	160	0	1
NG Owensboro Armory		Army Guard	Owensboro	4	35,275	4	35,275	7	7	7.5	139	0	3
NG Richmond Armory		Army Guard	Richmond	5	32,252	5	32,252	5	5	5.7	401	78	1
NG Russellville Armory		Army Guard	Russellville	3	16,494	3	16,494	5	5	5.9	54	0	1
W.H. Ford Regional Training Ctr		Army Guard	Greenville	67	474,173	67	474,173	11,080	11,080	172.5	158	62	18

* Sites which have assets with a DoD legal interest, including State owned assets.

** All Locations that do not meet criteria of at least five (5) Acres AND at least \$5M PRV.

State/Territories Army National Guard Base Structure Report - As of 30 Sept 2008

SITE *	BRAC 2005	COMPONENT	NAME NEAREST CITY	BUILDINGS				STATE OWNED ACRES	TOTAL ACRES	PRV (\$M)	MIL	CIV	OTHER
				STATE OWNED		TOTAL							
				COUNT	SQFT	COUNT	SQFT						
** OTHER SITE(S): 48				149	726,326	156	761,414	801	1,112	147.7	3,049	43	38
Kentucky Total:				314	1,935,735	323	1,973,023	12,714	13,025	485.2	6,490	515	261
Louisiana													
Camp Minden TS		Army Guard	Minden	531	2,685,744	531	2,685,744	15,253	15,253	446.5	440	15	647
NG Abbeville		Army Guard	Abbeville	11	28,044	11	28,044	6	6	5.3	214	7	0
NG Alexandria		Army Guard	Alexandria	4	38,011	4	38,011	5	5	7.9	168	17	0
NG Baton Rouge		Army Guard	Baton Rouge	15	49,371	15	49,371	0	8	9.9	355	14	0
NG Beauregard Training Range		Army Guard	Pineville	59	45,452	59	45,452	12,888	12,888	14.5	0	0	0
NG Bogalusa Armory		Army Guard	Bogalusa	7	35,549	7	35,549	5	5	6.6	83	0	0
NG Bossier City		Army Guard	Bossier City	11	44,193	11	44,193	10	10	9.2	168	4	0
NG Breaux Bridge		Army Guard	Breaux Bridge	4	25,956	4	25,956	6	6	5.2	80	0	0
NG Camp Cook		Army Guard	Ball	27	111,061	27	111,061	38	38	24.1	159	0	1
NG Camp Villere		Army Guard	Slidell	49	94,176	49	94,176	1,707	1,707	35.2	140	7	36
NG Carville Gillis Long Center		Army Guard	Carville	107	816,513	107	816,513	366	366	167.5	560	1	441
NG Esler Field		Army Guard	Pineville	22	478,209	22	478,209	0	1,991	116.8	249	35	0
NG Jackson Barracks		Army Guard	New Orleans	92	391,901	92	391,901	113	113	65.1	853	198	12
NG Jena Armory		Army Guard	Jena	7	30,379	7	30,379	10	10	6.6	125	7	0
NG Lafayette		Army Guard	Lafayette	12	62,854	12	62,854	6	6	12.6	360	8	0
NG Lake Charles		Army Guard	Lake Charles	8	39,703	8	39,703	3	3	7.5	249	6	0
NG Monroe		Army Guard	Monroe	5	40,476	5	40,476	10	10	8.5	224	8	0
NG Napoleonville		Army Guard	Napoleonville	3	25,322	3	25,322	5	5	5.4	104	0	0
NG Plaquemine		Army Guard	Plaquemine	5	24,821	5	24,821	3	3	5.0	167	6	0
NG Ruston		Army Guard	Ruston	6	105,094	6	105,094	16	16	20.9	279	9	0
NG Shreveport		Army Guard	Shreveport	10	63,661	10	63,661	5	5	12.3	304	9	0
SMR Camp Beauregard		Army Guard	Pineville	290	849,576	290	849,576	728	728	161.3	843	185	497
** OTHER SITE(S): 44				136	716,616	136	716,616	228	421	146.0	3,600	11	0
Louisiana Total:				1,421	6,802,681	1,421	6,802,681	31,411	33,603	1,300.0	9,724	547	1,634
Maine													
NG Augusta Armory		Army Guard	Augusta	1	67,686	1	67,686	5	5	14.2	204	0	1
NG Belfast Armory		Army Guard	Belfast	2	24,680	2	24,680	27	27	41.8	39	0	0
NG Bog Brook Riley TS		Army Guard	Bethel	27	22,531	27	22,531	10,220	10,220	10.7	0	0	0
NG Brewer Armory		Army Guard	Brewer	3	29,893	3	29,893	6	6	6.3	178	0	0
NG Camp Keyes TS		Army Guard	Augusta	39	278,123	39	278,123	38	38	60.8	262	129	82
NG Deepwoods TS		Army Guard	Old Town	1	231	1	231	711,000	711,000	52.5	0	2	0
NG Lewiston AFRC		Army Guard	Lewiston	6	37,466	6	37,466	6	6	7.5	207	1	0
NG Norway Armory		Army Guard	Norway	3	35,405	3	35,405	5	5	8.2	100	0	0

* Sites which have assets with a DoD legal interest, including State owned assets.

** All Locations that do not meet criteria of at least five (5) Acres AND at least \$5M PRV.

State/Territories Army National Guard Base Structure Report - As of 30 Sept 2008

SITE *	BRAC 2005	COMPONENT	NAME NEAREST CITY	BUILDINGS				STATE OWNED ACRES	TOTAL ACRES	PRV (\$M)	MIL	CIV	OTHER
				STATE OWNED		TOTAL							
				COUNT	SQFT	COUNT	SQFT						
NG Portland Armory FMS		Army Guard	Portland	8	76,097	8	76,097	9	9	28.5	92	0	13
NG Solman State Armory		Army Guard	Caribou	2	60,258	2	60,258	7	7	11.5	0	0	15
NG Waterville Armory		Army Guard	Waterville	4	43,336	4	43,336	5	5	9.4	118	0	19
NG Westbrook Armory		Army Guard	Westbrook	4	20,754	4	20,754	3	3	7.8	122	0	0
** OTHER SITE(S): 16				41	162,874	69	502,598	868	1,078	126.7	1,097	72	57
Maine Total:				141	859,333	169	1,199,057	722,198	722,409	386.0	2,419	204	187
Maryland													
NG BG (MD) Louis G. Smith		Army Guard	Easton	1	22,154	1	22,154	12	12	12.7	102	0	0
NG BG (MD) Randolph Millholland		Army Guard	Hagerstown	2	37,909	2	37,909	25	25	14.6	80	9	0
NG BG Thomas B. Baker		Army Guard	Ellicott City	4	24,528	4	24,528	6	6	5.2	0	0	0
NG BG William Smallwood		Army Guard	La Plata	2	27,582	2	27,582	4	4	6.1	0	0	0
NG Col Victor P. Gillespe		Army Guard	Queen Anne	2	17,642	2	17,642	14	14	6.1	0	0	0
NG Comptroller Louis L. Goldstein		Army Guard	Prince Frederick	3	26,790	3	26,790	4	4	5.5	36	0	0
NG Cong Steny Hoyer Armory		Army Guard	Cheltenham	3	35,471	3	35,471	14	14	17.5	75	0	0
NG Cpt Michael Cresap		Army Guard	Frederick	1	18,630	1	18,630	18	18	15.3	131	0	0
NG Cpt Thomas Price		Army Guard	Cumberland	1	24,652	1	24,652	9	9	5.7	6	6	0
NG CSM Blair Lee Crockett		Army Guard	Salisbury	4	44,862	4	44,862	11	11	16.3	148	8	0
NG CSM Jerome M. Grollman		Army Guard	Dundalk	4	56,313	4	56,313	8	8	20.4	340	10	0
NG CW4 Melvin Sherr		Army Guard	Baltimore	2	39,279	2	39,279	16	16	8.5	199	1	0
NG Fifth Regiment		Army Guard	Baltimore	1	384,452	1	384,452	5	5	81.8	347	248	0
NG First Regiment		Army Guard	Glen Burnie	2	29,911	2	29,911	4	4	5.4	81	0	0
NG Havre de Grace Military Reservation		Army Guard	Havre De Grace	39	233,491	39	233,491	76	76	59.6	289	94	10
NG LTC (MD) E. Leslie Medford		Army Guard	Annapolis	1	41,473	1	41,473	6	6	9.4	204	0	1
NG LTC Milton H. Cade		Army Guard	Baltimore	1	35,369	1	35,369	4	4	8.3	283	0	1
NG MG (Brevet) John R. Kenly		Army Guard	Greenbelt	3	31,652	3	31,652	8	8	6.3	0	0	0
NG MG George M. Gelston		Army Guard	Silver Spring	2	24,078	2	24,078	14	14	10.5	131	7	0
NG MG Harry C. Ruhl		Army Guard	Towson	1	71,699	1	71,699	7	7	23.3	308	0	0
NG MG Henry C. Evans		Army Guard	Westminster	1	17,229	1	17,229	10	10	11.4	0	0	0
NG MG William J. Witte Armory		Army Guard	Catonsville	1	30,927	1	30,927	4	4	6.9	209	0	0
NG MTA Camp Fretterd		Army Guard	Reisterstown	61	377,914	61	377,914	587	587	99.9	577	24	104
NG MTA Gunpowder Military Reserva		Army Guard	Glen Arm	18	46,291	18	46,291	240	240	27.7	135	0	0
NG Pikesville Mil Res		Army Guard	Pikesville	6	247,722	6	247,722	15	15	47.1	92	7	0
NG SFC John H. Newman		Army Guard	Chestertown	1	28,042	1	28,042	4	4	6.2	0	0	0
** OTHER SITE(S): 7				47	160,366	49	191,143	1,145	1,157	45.2	232	0	1
Maryland Total:				214	2,136,428	216	2,167,205	2,269	2,282	583.0	4,005	414	117

* Sites which have assets with a DoD legal interest, including State owned assets.

** All Locations that do not meet criteria of at least five (5) Acres AND at least \$5M PRV.

State/Territories Army National Guard Base Structure Report - As of 30 Sept 2008

SITE *	BRAC 2005	COMPONENT	NAME NEAREST CITY	BUILDINGS				STATE OWNED ACRES	TOTAL ACRES	PRV (\$M)	MIL	CIV	OTHER
				STATE OWNED		TOTAL							
				COUNT	SQFT	COUNT	SQFT						
Massachusetts													
NG Brockton		Army Guard	Brockton	5	28,940	5	28,940	8	8	6.7	282	6	0
NG Devens		Army Guard	Ayer	17	125,251	17	125,251	64	64	29.2	177	69	0
NG Dorchester		Army Guard	Boston	3	30,204	3	30,204	4	4	7.7	153	5	1
NG MTA Camp Curtis Guil		Army Guard	Reading	50	111,725	52	177,352	680	680	39.7	476	16	0
NG Westfield		Army Guard	Westfield	4	60,201	4	60,201	4	4	12.6	157	11	0
** OTHER SITE(S): 40				79	1,440,397	83	1,510,755	50	2,050	339.1	3,740	326	62
Massachusetts Total:				158	1,796,718	164	1,932,703	811	2,811	435.0	4,985	433	63
Michigan													
MTC-H Camp Grayling		Army Guard	Grayling	390	1,666,011	390	1,666,011	146,750	146,750	584.8	544	120	43
NG Albion		Army Guard	Albion	2	24,508	2	24,508	9	9	5.1	152	0	1
NG Bay City		Army Guard	Bay City	3	45,818	3	45,818	12	12	8.4	201	0	1
NG Big Rapids		Army Guard	Big Rapids	4	27,560	4	27,560	10	10	5.2	79	0	0
NG Detroit Light Guard		Army Guard	Detroit	5	118,353	5	118,353	8	8	22.0	453	3	3
NG Detroit Olympia		Army Guard	Detroit	3	47,191	3	47,191	10	10	11.6	363	0	0
NG Dowagiac		Army Guard	Dowagiac	6	33,512	6	33,512	5	5	6.8	80	7	1
NG Flint		Army Guard	Flint	5	37,564	5	37,564	3	3	8.9	213	11	1
NG Gladstone		Army Guard	Gladstone	4	23,054	4	23,054	5	5	5.0	141	0	1
NG Grand Ledge Hangar		Army Guard	Grand Ledge	1	26,304	1	26,304	29	29	13.1	54	10	1
NG Greenville		Army Guard	Greenville	4	25,669	4	25,669	5	5	5.5	145	1	1
NG Howell		Army Guard	Howell	3	35,834	3	35,834	6	6	8.6	120	0	0
NG Ishpeming		Army Guard	Ishpeming	7	38,691	7	38,691	8	8	8.0	173	20	1
NG Jackson		Army Guard	Jackson	4	116,829	4	116,829	32	32	24.5	273	0	1
NG Kalamazoo		Army Guard	Kalamazoo	5	32,226	5	32,226	43	43	6.0	224	3	1
NG Kingsford		Army Guard	Iron Mountain	5	29,383	5	29,383	3	3	6.5	0	3	0
NG Lansing Artillery		Army Guard	Lansing	7	51,199	7	51,199	27	27	9.0	59	82	1
NG Lansing CSMS		Army Guard	Lansing	8	56,261	8	56,261	18	18	13.6	0	0	3
NG Lansing Headquarters		Army Guard	Lansing	5	106,191	5	106,191	6	6	20.8	570	229	63
NG Lansing Headquarters Complex		Army Guard	Lansing	7	439,524	7	439,524	59	59	126.5	278	1	0
NG Lansing USPFO		Army Guard	Lansing	6	78,679	6	78,679	6	6	11.0	0	0	0
NG Manistee		Army Guard	Manistee	3	30,509	3	30,509	5	5	6.4	75	1	0
NG Marquette		Army Guard	Marquette	4	33,115	4	33,115	6	6	6.7	83	4	1
NG Midland		Army Guard	Midland	7	48,714	7	48,714	12	12	7.9	142	13	1
NG Montague		Army Guard	Montague	6	65,059	6	65,059	10	10	9.1	161	6	1
NG Pontiac		Army Guard	Pontiac	3	32,037	3	32,037	10	10	7.3	170	0	1
NG Saginaw		Army Guard	Saginaw	2	29,779	2	29,779	6	6	6.8	100	0	0
NG Sault Ste Marie		Army Guard	Sault Ste Marie	6	49,956	6	49,956	9	9	7.5	185	11	1

* Sites which have assets with a DoD legal interest, including State owned assets.

** All Locations that do not meet criteria of at least five (5) Acres AND at least \$5M PRV.

State/Territories Army National Guard Base Structure Report - As of 30 Sept 2008

SITE *	BRAC 2005	COMPONENT	NAME NEAREST CITY	BUILDINGS				STATE OWNED ACRES	TOTAL ACRES	PRV (\$M)	MIL	CIV	OTHER
				STATE OWNED		TOTAL							
				COUNT	SQFT	COUNT	SQFT						
NG Sturgis		Army Guard	Sturgis	4	23,411	4	23,411	6	6	5.1	56	0	1
NG Taylor		Army Guard	Taylor	5	62,308	5	62,308	17	17	15.0	388	3	1
NG Wyoming		Army Guard	Wyoming	6	113,533	6	113,533	10	10	21.2	625	17	1
NG Ypsilanti		Army Guard	Ypsilanti	5	76,397	5	76,397	9	9	13.7	159	18	1
** OTHER SITE(S): 27				70	488,665	75	624,977	214	214	305.5	1,940	65	261
Michigan Total:				605	4,113,844	610	4,250,156	147,367	147,367	1,323.0	8,206	628	393
Minnesota													
Camp Ripley		Army Guard	Little Falls	1,285	2,614,127	1,285	2,614,127	52,758	52,758	863.2	1,008	248	187
NG Albert Lea Armory		Army Guard	Albert Lea	1	28,942	1	28,942	8	8	9.8	79	0	0
NG Austin Armory		Army Guard	Austin	3	23,044	3	23,044	5	5	5.8	127	0	0
NG Bemidji Armory		Army Guard	Bemidji	1	21,288	1	21,288	5	5	6.6	88	1	0
NG Bloomington Armory		Army Guard	Minneapolis	2	42,137	2	42,137	11	11	15.2	402	7	0
NG Brainerd Armory		Army Guard	Brainerd	1	39,112	1	39,112	9	9	16.3	132	4	0
NG Brooklyn Park Armory		Army Guard	Minneapolis	1	28,433	1	28,433	5	5	8.6	179	1	0
NG Cloquet NGA OMS 13S		Army Guard	Cloquet	2	21,629	2	21,629	4	4	8.3	73	6	0
NG Cottage Grove Armory		Army Guard	Cottage Grove	1	54,673	1	54,673	7	7	15.3	160	1	0
NG Crookston Armory		Army Guard	Crookston	1	22,064	1	22,064	6	6	6.3	96	0	0
NG Detroit Lakes Armory OMS #5		Army Guard	Detroit Lakes	4	23,909	4	23,909	5	5	8.6	73	13	0
NG Duluth Armory		Army Guard	Duluth	1	43,789	1	43,789	207	207	17.3	366	0	0
NG E. St Paul Armory		Army Guard	St. Paul	1	19,935	1	19,935	5	5	9.4	135	0	0
NG Faribault Armory		Army Guard	Faribault	1	16,006	1	16,006	5	5	7.3	55	2	0
NG Hibbing NGA OMS 13		Army Guard	Hibbing	3	26,913	3	26,913	4	4	5.9	73	6	0
NG Holman Field AASF		Army Guard	St. Paul	2	109,059	2	109,059	8	8	34.1	395	3	0
NG Hutchinson Armory		Army Guard	Hutchinson	2	23,955	2	23,955	5	5	8.2	79	0	0
NG Inver Grove Heights Armory		Army Guard	Inver Grove Heights	1	42,477	1	42,477	5	5	16.3	334	2	0
NG Long Prairie Armory		Army Guard	Long Prairie	2	13,695	2	13,695	3	3	12.3	82	0	0
NG Mankato Armory		Army Guard	Mankato	2	65,160	2	65,160	5	5	17.5	213	6	0
NG Minneapolis Armory		Army Guard	Minneapolis	1	37,013	1	37,013	6	6	13.0	81	6	0
NG Montevideo Armory		Army Guard	Montevideo	1	39,370	1	39,370	44	44	9.2	89	4	0
NG Moorhead Armory		Army Guard	Moorhead	2	55,928	2	55,928	7	7	13.4	181	5	0
NG Morris Armory		Army Guard	Morris	1	17,987	1	17,987	42	42	6.4	54	1	0
NG Owatonna Armory		Army Guard	Owatonna	1	18,906	1	18,906	5	5	5.6	54	1	0
NG Pine City Armory		Army Guard	Pine City	2	16,386	2	16,386	40	40	5.6	73	0	0
NG Redwood Falls Armory		Army Guard	Redwood Falls	1	18,403	1	18,403	9	9	11.3	79	0	0
NG Rochester NGA and OMS 2		Army Guard	Rochester	4	40,248	4	40,248	408	408	12.0	326	8	0
NG Rosemount Armory		Army Guard	Rosemount	1	99,522	1	99,522	112	112	22.8	499	4	0
NG Rosemount Maint Facility		Army Guard	Rosemount	1	30,516	1	30,516	44	44	16.1	0	19	0

* Sites which have assets with a DoD legal interest, including State owned assets.

** All Locations that do not meet criteria of at least five (5) Acres AND at least \$5M PRV.

State/Territories Army National Guard Base Structure Report - As of 30 Sept 2008

SITE *	BRAC 2005	COMPONENT	NAME NEAREST CITY	BUILDINGS				STATE OWNED ACRES	TOTAL ACRES	PRV (\$M)	MIL	CIV	OTHER
				STATE OWNED		TOTAL							
				COUNT	SQFT	COUNT	SQFT						
NG Roseville Armory		Army Guard	St. Paul	2	41,617	2	41,617	7	7	10.9	383	5	0
NG St Cloud Armory		Army Guard	St. Cloud	1	40,373	1	40,373	57	57	9.9	503	1	0
NG St Peter Armory		Army Guard	St. Peter	2	21,604	2	21,604	11	11	6.3	68	0	0
NG Winona Armory		Army Guard	Winona	2	19,051	2	19,051	5	5	7.1	77	0	0
** OTHER SITE(S): 37				48	717,655	51	755,902	529	583	171.7	3,400	316	0
Minnesota Total:				1,387	4,494,926	1,390	4,533,173	54,396	54,450	1,413.9	10,016	670	187
Mississippi													
NG Amory		Army Guard	Amory	3	33,282	3	33,282	0	12	6.3	85	1	0
NG Batesville		Army Guard	Batesville	2	25,936	2	25,936	0	8	9.5	56	0	0
NG Brookhaven Readiness Center & FMS #3		Army Guard	Brookhaven	4	36,935	4	36,935	15	15	16.0	105	9	0
NG Canton		Army Guard	Canton	2	27,047	2	27,047	0	7	5.0	156	0	0
NG Crystal Springs		Army Guard	Crystal Springs	3	33,170	3	33,170	0	13	6.2	78	0	0
NG Forest		Army Guard	Forest	3	32,753	3	32,753	0	10	5.7	64	0	0
NG Greenville		Army Guard	Greenville	2	33,295	2	33,295	0	20	6.3	95	0	0
NG Gulfport and OMS 13		Army Guard	Gulfport	4	354,525	4	354,525	0	9	18.4	126	1	0
NG Gulfport AVCRAD		Army Guard	Gulfport	8	136,821	8	136,821	23	54	48.0	407	91	45
NG Hawkins Field		Army Guard	Jackson	7	102,587	7	102,587	0	11	62.4	345	57	1
NG Jackson N.W. St.		Army Guard	Jackson	6	32,823	6	32,823	8	8	5.9	571	125	0
NG Jackson Raymond Road		Army Guard	Jackson	6	96,007	6	96,007	0	17	16.4	277	17	0
NG Louisville		Army Guard	Louisville	4	31,531	4	31,531	0	10	5.8	80	5	0
NG Meridian		Army Guard	Meridian	5	48,409	5	48,409	0	22	13.8	166	28	1
NG Newton		Army Guard	Newton	5	29,664	5	29,664	0	6	5.2	194	0	0
NG Oxford		Army Guard	Oxford	2	66,040	2	66,040	21	21	17.9	63	1	0
NG Senatobia		Army Guard	Senatobia	4	63,852	4	63,852	0	13	11.2	133	13	0
NG Tago		Army Guard	Jackson	6	93,520	6	93,520	10	10	16.8	139	40	82
NG USPFO MS		Army Guard	Pearl	6	108,286	6	108,286	0	35	15.4	0	16	1
NG Vicksburg Station		Army Guard	Vicksburg	4	45,067	4	45,067	10	10	16.5	161	0	0
** OTHER SITE(S): 75				203	1,180,467	212	1,246,676	14	317	226.1	5,518	258	1
Mississippi Total:				289	2,612,017	298	2,678,226	100	626	534.7	8,819	662	131
Missouri													
NG Albany		Army Guard	Albany	1	25,575	1	25,575	3	3	5.3	103	3	0
NG Cape Girardeau		Army Guard	Cape Girardeau	5	44,243	5	44,243	5	5	9.1	262	19	7
NG Columbia		Army Guard	Columbia	2	28,854	2	28,854	10	10	5.7	126	4	1
NG Dexter (New)		Army Guard	Dexter	2	27,808	2	27,808	10	15	26.5	62	1	3
NG Festus		Army Guard	Festus	4	39,755	4	39,755	40	40	9.6	161	8	1

* Sites which have assets with a DoD legal interest, including State owned assets.

** All Locations that do not meet criteria of at least five (5) Acres AND at least \$5M PRV.

State/Territories Army National Guard Base Structure Report - As of 30 Sept 2008

SITE *	BRAC 2005	COMPONENT	NAME NEAREST CITY	BUILDINGS				STATE OWNED ACRES	TOTAL ACRES	PRV (\$M)	MIL	CIV	OTHER
				STATE OWNED		TOTAL							
				COUNT	SQFT	COUNT	SQFT						
NG Jefferson Barracks St Louis		Army Guard	St. Louis	11	222,450	11	222,450	35	35	44.3	797	35	36
NG Jefferson City		Army Guard	Jefferson City	2	47,209	2	47,209	15	15	9.4	222	7	0
NG Jefferson City AASF		Army Guard	Jefferson City	1	29,847	1	29,847	17	17	9.2	76	0	5
NG Joplin		Army Guard	Joplin	2	29,192	2	29,192	5	5	5.6	175	7	4
NG Kansas City		Army Guard	Kansas City	2	95,949	2	95,949	8	8	18.6	639	7	12
NG Kirksville		Army Guard	Kirksville	1	34,489	1	34,489	3	3	6.7	72	1	0
NG Lexington		Army Guard	Lexington	3	33,031	3	33,031	5	5	5.8	193	4	1
NG Macon		Army Guard	Macon	4	33,901	4	33,901	10	10	6.5	113	1	1
NG Macon TS		Army Guard	Macon	6	4,257	6	4,257	3,083	3,083	5.8	0	0	0
NG Pierce City (New)		Army Guard	Pierce City	3	30,282	3	30,282	0	10	18.6	131	4	0
NG Poplar Bluff		Army Guard	Poplar Bluff	3	43,181	3	43,181	10	10	8.4	142	16	3
NG Rolla		Army Guard	Rolla	6	39,672	6	39,672	3	3	7.9	106	5	7
NG Springfield		Army Guard	Springfield	4	60,043	4	60,043	16	16	11.3	379	15	9
NG Springfield AVCRAD		Army Guard	Springfield	6	107,362	8	114,900	0	35	34.0	351	51	38
NG St Joseph		Army Guard	St. Joseph	4	36,290	4	36,290	5	5	7.2	173	13	1
NG TS Clark Natl Forest Wapp		Army Guard	Wappapello	11	16,402	11	16,402	2,200	2,200	7.6	0	0	0
NG TS Ike Skelton Jefferson City		Army Guard	Jefferson City	22	411,815	22	411,815	385	385	90.9	545	325	268
** OTHER SITE(S): 44				98	802,850	107	938,012	169	221	177.3	3,442	195	67
Missouri Total:				203	2,244,457	214	2,387,157	6,036	6,138	531.4	8,270	721	464
Montana													
NG Billings AFRC		Army Guard	Billings	3	133,506	3	133,506	21	21	40.2	308	0	1
NG Butte AFRC		Army Guard	Butte	4	24,680	4	24,680	5	5	6.2	140	0	1
NG Culbertson RC - FMS 04		Army Guard	Culbertson	7	25,655	7	25,655	5	5	5.9	38	4	0
NG Havre Readiness Center		Army Guard	Havre	2	29,905	2	29,905	6	6	35.2	72	0	0
NG Helena Aviation RC- AASF- C12		Army Guard	Helena	6	215,509	6	215,509	60	60	117.0	443	107	10
NG Helena FMS 03		Army Guard	Helena	4	23,744	4	23,744	3	3	5.6	0	0	0
NG Kalispell FMS 01-AFRC		Army Guard	Kalispell	6	68,306	6	68,306	20	20	32.0	248	4	3
NG Libby Readiness Center		Army Guard	Libby	1	20,585	1	20,585	10	10	5.0	36	0	0
** OTHER SITE(S): 17				38	232,928	45	309,887	66	4,762	75.0	1,078	14	62
Montana Total:				71	774,818	78	851,777	196	4,892	322.2	2,363	129	77
Nebraska													
NG Kearney RC/FMS 02		Army Guard	Kearney	5	61,217	5	61,217	29	29	10.9	126	12	0
NG Lincoln 1776 Armory		Army Guard	Lincoln	2	75,543	2	75,543	9	9	13.9	362	21	15
NG Lincoln Complex/FMS 01		Army Guard	Lincoln	16	128,362	16	128,362	14	14	23.0	93	137	63
NG Lincoln CSMS 31/USPFO		Army Guard	Lincoln	5	109,429	5	109,429	19	19	16.3	26	21	0
NG Norfolk FMS 07		Army Guard	Norfolk	3	26,718	3	26,718	14	14	6.5	14	0	0

* Sites which have assets with a DoD legal interest, including State owned assets.

** All Locations that do not meet criteria of at least five (5) Acres AND at least \$5M PRV.

State/Territories Army National Guard Base Structure Report - As of 30 Sept 2008

SITE *	BRAC 2005	COMPONENT	NAME NEAREST CITY	BUILDINGS				STATE OWNED ACRES	TOTAL ACRES	PRV (\$M)	MIL	CIV	OTHER
				STATE OWNED		TOTAL							
				COUNT	SQFT	COUNT	SQFT						
NG North Omaha Readiness Center		Army Guard	Omaha	1	42,771	1	42,771	0	20	9.1	262	0	1
NG Omaha Readiness Center		Army Guard	Omaha	4	62,026	4	62,026	6	6	10.1	159	0	2
** OTHER SITE(S): 27				66	537,964	68	544,614	144	194	102.2	1,678	88	51
Nebraska Total:				102	1,044,030	104	1,050,680	234	304	192.0	2,720	279	132
<u>Nevada</u>													
NG Fairview Complex		Army Guard	Carson City	10	273,262	10	273,262	29	29	79.6	213	126	142
NG Floyd Edsall Training Center		Army Guard	Las Vegas	9	117,847	9	117,847	3,984	3,984	32.4	1,021	37	28
NG Harry Reid Training Center		Army Guard	Reno	14	154,227	14	154,227	48	48	68.8	348	8	28
NG Henderson Complex		Army Guard	Henderson	6	31,471	6	31,471	35	35	8.5	183	8	1
NG Lv (Henderson) Readiness Ctr		Army Guard	Las Vegas	1	87,840	1	87,840	50	50	51.5	342	0	7
NG South Carson Complex		Army Guard	Carson City	16	70,486	16	70,486	13	13	16.5	0	40	0
NG Stead TS		Army Guard	Reno	12	43,744	13	46,979	0	10	12.8	47	52	5
** OTHER SITE(S): 7				17	65,852	18	67,652	20	660	19.3	425	5	1
Nevada Total:				85	844,729	87	849,763	4,179	4,829	289.5	2,579	276	212
<u>New Hampshire</u>													
NG Berlin Readiness Center		Army Guard	Berlin	2	24,554	2	24,554	3	3	5.9	46	0	0
NG Hillsborough Readiness Center		Army Guard	Hillsboro	3	18,243	3	18,243	10	10	20.1	136	6	1
NG Keene Readiness Center		Army Guard	Keene	2	21,112	2	21,112	7	7	5.8	66	0	8
NG Littleton Readiness Center		Army Guard	Littleton	5	31,214	5	31,214	20	20	7.5	58	6	1
NG Manchester Readiness Center		Army Guard	Manchester	2	109,131	2	109,131	8	8	78.9	399	2	3
NG Nashua Readiness Center		Army Guard	Nashua	2	23,082	2	23,082	7	7	5.6	74	0	1
NG New Hampshire AASF		Army Guard	Concord	2	111,691	2	111,691	27	27	56.8	8	0	2
NG New Hampshire TS		Army Guard	Strafford	10	58,740	10	58,740	105	105	27.3	52	6	3
NG Portsmouth Readiness Center		Army Guard	Portsmouth	2	22,432	2	22,432	5	5	6.6	46	0	1
NG Somersworth Readiness Center		Army Guard	Somersworth	3	19,789	3	19,789	6	6	5.4	66	0	1
NG State Military Reservation		Army Guard	Concord	18	290,256	19	300,573	43	43	287.9	513	183	44
** OTHER SITE(S): 11				21	173,130	22	177,830	90	90	39.8	358	0	15
New Hampshire Total:				72	903,374	74	918,391	330	330	547.5	1,822	203	80
<u>New Jersey</u>													
NG Atlantic City		Army Guard	Atlantic City	5	52,260	5	52,260	4	4	18.4	154	2	2
NG Bordentown 206		Army Guard	Bordentown	3	25,001	3	25,001	10	10	7.6	91	83	10
NG Bordentown CSMS		Army Guard	Bordentown	5	39,372	5	39,372	18	18	9.7	0	0	2
NG Cape May		Army Guard	Cape May Courthouse	4	28,758	4	28,758	21	21	7.0	128	5	3
NG Cherry Hill		Army Guard	Cherry Hill	3	41,696	3	41,696	15	15	10.8	170	0	2

* Sites which have assets with a DoD legal interest, including State owned assets.

** All Locations that do not meet criteria of at least five (5) Acres AND at least \$5M PRV.

State/Territories Army National Guard Base Structure Report - As of 30 Sept 2008

SITE *	BRAC 2005	COMPONENT	NAME NEAREST CITY	BUILDINGS				STATE OWNED ACRES	TOTAL ACRES	PRV (\$M)	MIL	CIV	OTHER
				STATE OWNED		TOTAL							
				COUNT	SQFT	COUNT	SQFT						
NG Flemington		Army Guard	Flemington	3	25,573	3	25,573	13	13	5.4	79	2	1
NG Freehold		Army Guard	Freehold	3	39,168	3	39,168	5	5	7.9	131	1	1
NG Hackettstown		Army Guard	Hackettstown	3	26,999	3	26,999	15	15	5.7	81	0	2
NG Lawrenceville		Army Guard	Trenton	11	302,814	11	302,814	75	75	70.9	344	7	22
NG Lodi Armory		Army Guard	Lodi	4	48,429	4	48,429	9	9	8.5	0	0	25
NG Morristown		Army Guard	Morristown	4	82,652	4	82,652	43	43	27.6	291	2	3
NG NGTC Sea Girt NJ		Army Guard	Sea Girt	52	296,448	52	296,448	167	167	86.9	528	10	0
NG Riverdale		Army Guard	Riverdale	5	44,197	5	44,197	7	7	11.1	213	2	2
NG Somerset		Army Guard	Somerset	4	57,073	4	57,073	20	20	14.2	127	11	4
NG Teaneck		Army Guard	Teaneck	4	175,845	4	175,845	14	14	39.4	329	15	4
NG Toms River		Army Guard	Toms River	6	32,194	6	32,194	32	32	7.8	94	0	2
NG Trenton Mercer Aviation		Army Guard	Trenton	3	93,723	3	93,723	15	15	33.4	442	65	2
NG Vineland		Army Guard	Vineland	5	48,926	5	48,926	45	45	10.7	127	5	2
NG Washington		Army Guard	Port Murray	2	42,706	2	42,706	17	17	10.2	191	0	4
NG West Orange		Army Guard	West Orange	8	131,921	8	131,921	21	21	33.0	177	0	12
NG Westfield		Army Guard	Westfield	4	79,851	4	79,851	13	13	19.6	186	6	2
NG Woodbridge		Army Guard	Woodbridge	2	30,452	2	30,452	4	4	7.7	203	0	1
NG Woodbury		Army Guard	Woodbury	6	67,772	6	67,772	5	5	13.6	213	1	3
** OTHER SITE(S): 16				27	461,560	32	601,460	110	137	149.4	1,030	1	124
New Jersey Total:				176	2,275,390	181	2,415,290	697	724	616.7	5,329	218	235
<u>New Mexico</u>													
NG Albuquerque		Army Guard	Albuquerque	5	61,172	5	61,172	17	17	16.7	354	7	29
NG Belen		Army Guard	Belen	2	29,206	2	29,206	11	11	6.1	345	0	0
NG Clovis		Army Guard	Clovis	4	35,571	4	35,571	12	12	7.5	42	6	2
NG Farmington		Army Guard	Farmington	2	31,023	2	31,023	9	9	5.4	12	0	3
NG Las Cruces		Army Guard	Las Cruces	3	52,969	3	52,969	43	43	11.0	172	8	7
NG Oate Complex TS		Army Guard	Santa Fe	14	307,855	14	307,855	313	313	68.9	817	260	124
NG Portales		Army Guard	Portales	1	24,100	1	24,100	42	42	5.3	77	0	0
NG Rio Rancho TS		Army Guard	Rio Rancho	14	112,380	14	112,380	120	120	27.2	357	9	4
NG Santa Fe AASF		Army Guard	Santa Fe	2	28,322	3	28,442	0	17	7.6	100	0	2
NG Socorro		Army Guard	Socorro	1	10,961	1	10,961	10	10	5.0	76	0	0
NG Taos		Army Guard	Ranches of Taos	1	27,300	1	27,300	10	10	14.1	73	0	1
NG TS Camp Luna		Army Guard	Las Vegas	1	27,300	1	27,300	133	133	6.3	49	0	3
** OTHER SITE(S): 20				35	613,860	41	642,940	399	399	126.0	784	12	322
New Mexico Total:				85	1,362,019	92	1,391,219	1,119	1,136	307.2	3,258	302	497

* Sites which have assets with a DoD legal interest, including State owned assets.

** All Locations that do not meet criteria of at least five (5) Acres AND at least \$5M PRV.

**State/Territories Army National Guard
Base Structure Report - As of 30 Sept 2008**

SITE *	BRAC 2005	COMPONENT	NAME NEAREST CITY	BUILDINGS				STATE OWNED ACRES	TOTAL ACRES	PRV (\$M)	MIL	CIV	OTHER
				STATE OWNED		TOTAL							
				COUNT	SQFT	COUNT	SQFT						
New York													
Camp Smith		Army Guard	Peekskill	60	422,547	60	422,547	1,614	1,614	103.3	275	59	45
NG Albany AASF 3		Army Guard	Albany	2	35,270	2	35,270	22	22	14.7	0	0	0
NG Auburn RC OMS 4		Army Guard	Auburn	3	61,388	3	61,388	13	13	25.4	119	6	3
NG Bay Shore RC OMS 21		Army Guard	Bay Shore	3	47,592	3	47,592	4	4	10.8	79	14	0
NG Binghamton RC OMS 13		Army Guard	Binghamton	4	91,219	4	91,219	4	4	19.7	208	27	2
NG Connecticut St RC OMS 10		Army Guard	Buffalo	1	335,380	1	335,380	4	4	68.3	475	2	6
NG DMNA HQ OMS19		Army Guard	Latham	2	188,858	2	188,858	42	42	43.9	835	216	159
NG Freeport Readiness Center		Army Guard	Freeport	2	34,729	2	34,729	3	3	7.1	178	0	1
NG Geneseo RC OMS 3		Army Guard	Geneseo	2	52,629	2	52,629	18	18	11.6	131	6	0
NG Horseheads Readiness Center		Army Guard	Horseheads	1	35,148	1	35,148	14	14	7.0	113	0	1
NG Huntington Stat Readiness Ctr		Army Guard	Huntington Station	2	30,225	2	30,225	3	3	6.6	80	0	1
NG Ithaca Readiness Center		Army Guard	Ithaca	1	26,965	1	26,965	8	8	6.3	79	0	0
NG Jamestown RC OMS 2		Army Guard	Jamestown	3	41,964	3	41,964	3	3	9.7	75	5	0
NG Kingston RC OMS 7		Army Guard	Kingston	3	82,845	3	82,845	19	19	20.4	181	8	3
NG Leeds Readiness Center		Army Guard	Leeds	1	34,302	1	34,302	94	94	10.7	51	0	1
NG Lockport Readiness Center		Army Guard	Lockport	3	30,610	3	30,610	3	3	6.4	75	0	0
NG Marcy Ave Readiness Center		Army Guard	New York City	1	229,846	1	229,846	3	3	43.4	224	0	5
NG Masten Ave RC OMS 1		Army Guard	Buffalo	6	299,567	6	299,567	10	10	64.4	591	13	3
NG Newburgh Readiness Center		Army Guard	Newburgh	2	80,379	2	80,379	12	12	16.6	271	3	2
NG Orangeburg Readiness Center		Army Guard	Orangeburg	1	25,747	1	25,747	14	14	6.5	118	0	0
NG Patchogue Readiness Center		Army Guard	Patchogue	2	33,028	2	33,028	3	3	9.7	36	0	0
NG Peekskill Readiness Center		Army Guard	Peekskill	4	96,314	4	96,314	22	22	18.6	108	0	0
NG Riverhead Readiness Center		Army Guard	Riverhead	1	32,101	1	32,101	6	6	8.4	51	0	0
NG Rochester Culver Rd Readiness		Army Guard	Rochester	4	96,961	4	96,961	11	11	19.7	12	0	0
NG Rochester RC OMS 11		Army Guard	Rochester	4	134,242	4	134,242	25	25	36.8	650	61	0
NG Rome Readiness Center		Army Guard	Rome	1	26,305	1	26,305	5	5	5.4	61	0	0
NG Ronkonkoma Readiness Ctr OMS		Army Guard	Ronkonkoma	2	71,476	2	71,476	0	20	22.5	337	53	0
NG Saranac Lake Readiness Center		Army Guard	Saranac Lake	1	20,784	1	20,784	29	29	5.4	0	0	0
NG Schenectady Readiness Center		Army Guard	Schenectady	3	88,459	3	88,459	4	4	19.5	186	0	0
NG Troy Glenmore Road RC OMS 17		Army Guard	Troy	3	77,038	3	77,038	13	13	17.1	502	13	0
NG Utica Readiness Center OMS 6		Army Guard	Utica	4	138,036	4	138,036	20	20	28.8	322	17	0
NG Valhalla RC OMS 8		Army Guard	Valhalla	2	61,793	2	61,793	8	8	13.4	39	13	0
NG Whitehall RC OMS 15		Army Guard	Whitehall	2	43,469	2	43,469	4	4	9.9	0	6	0
NG Yonkers Readiness Center		Army Guard	Yonkers	3	33,623	3	33,623	3	3	7.2	197	0	0
** OTHER SITE(S): 26				34	1,114,558	40	1,279,472	433	479	267.1	2,456	11	43
New York Total:				173	4,255,397	179	4,420,311	2,494	2,560	992.1	9,115	533	275

* Sites which have assets with a DoD legal interest, including State owned assets.

** All Locations that do not meet criteria of at least five (5) Acres AND at least \$5M PRV.

**State/Territories Army National Guard
Base Structure Report - As of 30 Sept 2008**

SITE *	BRAC 2005	COMPONENT	NAME NEAREST CITY	BUILDINGS				STATE OWNED ACRES	TOTAL ACRES	PRV (\$M)	MIL	CIV	OTHER
				STATE OWNED		TOTAL							
				COUNT	SQFT	COUNT	SQFT						
North Carolina													
NG Charlotte Consolidated Site		Army Guard	Charlotte	6	100,848	6	100,848	10	10	17.5	352	46	44
NG Clinton Armory		Army Guard	Clinton	2	33,981	2	33,981	20	20	5.6	137	4	0
NG Elizabeth City		Army Guard	Elizabeth City	1	15,128	1	15,128	4	4	6.8	48	0	0
NG Fayetteville		Army Guard	Fayetteville	2	30,922	2	30,922	44	44	5.1	203	13	0
NG Goldsboro Armory		Army Guard	Goldsboro	4	37,613	4	37,613	9	9	6.7	146	19	0
NG Greensboro		Army Guard	Greensboro	7	39,608	7	39,608	14	14	12.7	383	15	0
NG High Point		Army Guard	High Point	7	32,295	7	32,295	9	9	5.8	192	15	0
NG Kinston		Army Guard	Kinston	6	52,629	6	52,629	35	35	14.5	216	30	0
NG Morrisville		Army Guard	Morrisville	4	112,516	4	112,516	35	35	56.1	635	108	5
NG Raleigh		Army Guard	Raleigh	17	211,201	17	211,201	69	69	32.2	471	218	63
NG Salisbury		Army Guard	Salisbury	4	52,703	4	52,703	3	3	10.6	149	55	0
NG Tarheel Challenge Academy		Army Guard	Salemberg	5	30,540	5	30,540	10	10	5.5	0	0	0
** OTHER SITE(S): 85				156	1,388,371	166	1,438,382	471	480	231.4	6,530	146	5
North Carolina Total:				221	2,138,355	231	2,188,366	733	742	410.5	9,462	669	117
North Dakota													
Camp Grafton		Army Guard	Devils Lake	372	719,190	373	720,090	10,677	12,923	198.7	418	69	44
NG Bismarck AASF Complex		Army Guard	Bismarck	4	157,219	4	157,219	39	39	43.0	279	37	6
NG Bismarck Fraire Barracks		Army Guard	Bismarck	12	134,611	12	134,611	21	21	27.8	26	55	103
NG Bismarck RJB Complex		Army Guard	Bismarck	7	214,197	8	216,197	89	89	46.6	605	168	14
NG Fargo AFRC		Army Guard	Fargo	1	117,271	2	118,814	19	19	28.9	610	3	5
NG Grand Forks Complex		Army Guard	Grand Forks	3	41,462	4	44,162	25	25	11.5	0	12	0
NG Wahpeton AFRC		Army Guard	Wahpeton	2	91,887	2	91,887	18	18	19.2	196	0	3
** OTHER SITE(S): 31				34	60,120	54	370,354	1,071	1,111	77.3	989	34	1
North Dakota Total:				435	1,535,957	459	1,853,334	11,958	14,244	453.0	3,123	378	176
Ohio													
Camp Perry TS (CTC)		Army Guard	Port Clinton	473	554,271	473	554,271	640	640	134.2	54	34	37
NG Beightler Armory		Army Guard	Columbus	2	137,999	2	137,999	51	51	26.1	561	232	109
NG Bowling Green		Army Guard	Bowling Green	1	85,281	1	85,281	17	17	16.2	131	0	1
NG Cincinnati RR		Army Guard	Cincinnati	2	41,508	2	41,508	6	6	8.0	0	0	0
NG Cleveland		Army Guard	Cleveland	3	46,644	3	46,644	14	14	9.2	404	13	1
NG Cleveland		Army Guard	Brook Park	2	33,626	2	33,626	5	5	7.0	173	14	1
NG Columbus (Howey)		Army Guard	Columbus	2	39,658	2	39,658	9	9	7.7	625	22	2
NG Columbus (Sullivant)		Army Guard	Columbus	2	32,162	2	32,162	4	4	6.2	188	19	1
NG Greensburg (N.Canton)		Army Guard	North Canton	4	156,142	4	156,142	42	42	47.7	700	50	2

* Sites which have assets with a DoD legal interest, including State owned assets.

** All Locations that do not meet criteria of at least five (5) Acres AND at least \$5M PRV.

State/Territories Army National Guard Base Structure Report - As of 30 Sept 2008

SITE *	BRAC 2005	COMPONENT	NAME NEAREST CITY	BUILDINGS				STATE OWNED ACRES	TOTAL ACRES	PRV (\$M)	MIL	CIV	OTHER
				STATE OWNED		TOTAL							
				COUNT	SQFT	COUNT	SQFT						
NG Hamilton		Army Guard	Hamilton	3	47,676	3	47,676	10	10	8.4	468	14	1
NG Kettering		Army Guard	Dayton	2	37,318	2	37,318	10	10	8.4	449	9	2
NG Lima		Army Guard	Lima	4	37,375	4	37,375	4	4	6.4	127	24	1
NG Mansfield		Army Guard	Mansfield	2	26,716	2	26,716	5	5	5.1	79	0	1
NG Marion		Army Guard	Marion	1	19,628	1	19,628	32	32	5.6	94	0	1
NG Medina		Army Guard	Medina	2	51,200	2	51,200	16	16	7.5	91	0	1
NG Middletown		Army Guard	Middletown	2	34,367	2	34,367	5	5	6.6	226	1	1
NG Newark		Army Guard	Newark	6	148,221	6	148,221	23	23	23.5	55	98	3
NG Piqua		Army Guard	New Madison	4	30,538	4	30,538	3	3	5.1	148	1	1
NG Springfield		Army Guard	Springfield	4	32,439	4	32,439	3	3	7.0	250	4	1
NG Stow		Army Guard	Stow	2	46,783	2	46,783	8	8	9.5	292	12	1
NG Walbridge		Army Guard	Walbridge	2	44,082	2	44,082	16	16	8.7	516	3	1
NG Woodlawn		Army Guard	Cincinnati	1	99,000	1	99,000	17	17	21.4	440	6	2
NG Youngstown (Austin Town)		Army Guard	Youngstown	2	28,913	2	28,913	15	15	5.6	306	0	2
** OTHER SITE(S): 25				35	371,754	36	397,594	230	250	73.3	1,939	11	17
Ohio Total:				563	2,183,301	564	2,209,141	1,185	1,205	464.4	8,316	567	190
Oklahoma													
NG 23rd St. Readiness Center		Army Guard	Oklahoma City	2	81,667	2	81,667	6	6	15.5	940	11	2
NG Ada Readiness Center		Army Guard	Ada	1	23,584	1	23,584	11	11	7.0	111	0	0
NG Ardmore Readiness Center		Army Guard	Ardmore	5	36,415	5	36,415	8	8	7.2	181	1	0
NG Edmond Readiness Center		Army Guard	Edmond	1	25,498	1	25,498	10	10	5.2	199	0	0
NG Enid Readiness Center		Army Guard	Enid	1	43,173	1	43,173	6	6	8.3	300	0	1
NG Frederick Readiness Center		Army Guard	Frederick	2	21,178	2	21,178	8	8	7.8	30	1	0
NG Lexington AASF #1		Army Guard	Lexington	12	87,913	12	87,913	308	308	36.7	65	40	9
NG McAlester Readiness Center		Army Guard	McAlester	8	29,644	8	29,644	7	7	5.8	176	6	0
NG Norman CSMS		Army Guard	Norman	1	96,560	1	96,560	101	101	17.7	88	58	1
NG Norman Hanger		Army Guard	Norman	3	12,529	3	12,529	3	3	9.2	49	0	2
NG Oklahoma Military Department		Army Guard	Oklahoma City	12	192,552	12	192,552	58	58	47.6	374	253	70
NG Pryor Readiness Center		Army Guard	Pryor	17	131,557	17	131,557	617	617	23.0	155	0	99
NG Sand Springs AFRC		Army Guard	Tulsa	4	124,872	4	124,872	15	15	25.0	740	8	5
NG Stillwater Readiness Center		Army Guard	Stillwater	2	47,708	2	47,708	4	4	9.0	126	0	0
NG Tulsa AASF #2		Army Guard	Tulsa	3	102,921	3	102,921	33	33	41.0	43	0	0
NG Tulsa Mingo Valley Readiness Center		Army Guard	Tulsa	2	41,197	2	41,197	7	7	7.0	230	40	7
** OTHER SITE(S): 83				101	1,041,573	103	1,042,775	331	341	217.8	3,343	49	14
Oklahoma Total:				177	2,140,540	179	2,141,743	1,533	1,543	490.7	7,150	467	210

* Sites which have assets with a DoD legal interest, including State owned assets.

** All Locations that do not meet criteria of at least five (5) Acres AND at least \$5M PRV.

State/Territories Army National Guard Base Structure Report - As of 30 Sept 2008

SITE *	BRAC 2005	COMPONENT	NAME NEAREST CITY	BUILDINGS				STATE OWNED ACRES	TOTAL ACRES	PRV (\$M)	MIL	CIV	OTHER
				STATE OWNED		TOTAL							
				COUNT	SQFT	COUNT	SQFT						
Oregon													
MTA Camp Rilea		Army Guard	Warrenton	113	447,172	113	447,172	281,753	281,754	133.2	481	23	44
NG Albany Armory		Army Guard	Albany	4	22,872	4	22,872	0	5	5.3	92	0	1
NG Anderson Readiness Center		Army Guard	Salem	5	121,471	5	121,471	14	14	46.7	268	16	164
NG Bill Healey Armory		Army Guard	Bend	3	40,557	3	40,557	6	6	18.4	204	0	3
NG Camp Withycombe Clackamas		Army Guard	Clackamas	48	384,435	48	384,435	234	234	74.5	585	107	256
NG Central Oregon Readiness Ctr		Army Guard	Prineville	2	30,075	2	30,075	39	39	6.7	112	0	0
NG Coos Bay Armory		Army Guard	Coos Bay	5	29,015	5	29,015	5	5	6.1	91	0	1
NG Eugene Armory		Army Guard	Eugene	2	33,073	2	33,073	0	5	7.3	261	0	4
NG Hermiston Armory		Army Guard	Hermiston	6	24,223	6	24,223	7	7	14.8	105	0	1
NG Jackson Armory		Army Guard	Portland	4	45,641	4	45,641	4	4	9.3	191	0	17
NG JFHQ Owen Summers Bldg		Army Guard	Salem	1	85,681	1	85,681	14	14	20.0	272	149	111
NG Klamath Falls Armory		Army Guard	Klamath Falls	3	23,404	3	23,404	3	3	5.2	0	0	0
NG Kliever Memorial Armory		Army Guard	Portland	9	96,445	9	96,445	14	14	20.4	339	16	19
NG Lagrande Armory		Army Guard	La Grande	3	42,441	3	42,441	7	7	18.2	231	0	2
NG Lagrande FMS		Army Guard	La Grande	5	25,167	5	25,167	0	7	12.9	0	8	8
NG Lake Oswego Armory		Army Guard	Lake Oswego	3	26,226	3	26,226	5	5	5.6	57	3	5
NG Lane County AFRC/Fms		Army Guard	Springfield	3	15,587	3	15,587	22	22	46.9	0	5	5
NG Maison Armory		Army Guard	Portland	8	41,730	8	41,730	7	7	9.5	206	6	9
NG McMinnville Armory		Army Guard	McMinnville	4	28,741	4	28,741	5	5	9.2	95	0	1
NG McNary Field Salem AASF		Army Guard	Salem	6	84,476	6	84,476	14	78	57.5	242	37	17
NG Medford Armory FMS		Army Guard	Medford	3	46,321	3	46,321	6	6	19.3	229	8	5
NG Orang Regional Trng Institute		Army Guard	Monmouth	2	71,700	2	71,700	5	5	14.9	108	1	5
NG Pendleton AASF		Army Guard	Pendleton	4	48,439	4	48,439	0	9	27.3	0	28	8
NG Pendleton Armory		Army Guard	Pendleton	2	33,598	2	33,598	0	14	14.7	237	0	1
NG Richard A Miller Armory		Army Guard	Forest Grove	7	39,877	7	39,877	5	5	12.0	199	0	1
NG Roseburg Armory		Army Guard	Roseburg	3	21,354	3	21,354	5	5	8.3	132	0	1
NG Salem Armory		Army Guard	Salem	3	55,621	3	55,621	7	7	11.2	223	0	9
NG Salem FMS		Army Guard	Salem	8	31,245	8	31,245	8	8	7.0	0	14	7
NG Woodburn Armory		Army Guard	Woodburn	3	23,153	3	23,153	3	3	5.4	116	0	0
** OTHER SITE(S): 16				41	246,870	41	246,870	29	6,795	59.3	972	0	7
Oregon Total:				313	2,266,610	313	2,266,610	282,220	289,090	707.1	6,048	421	712
Pennsylvania													
Fort Indiantown Gap Area 0		Army Guard	Anville	1	77,635	1	77,635	10	10	16.1	0	0	0
NG Altoona		Army Guard	Altoona	5	39,000	5	39,000	10	10	7.9	166	0	1
NG Beaver Falls		Army Guard	Beaver Falls	1	28,827	1	28,827	10	10	10.6	0	0	0
NG Butler		Army Guard	Butler	2	37,595	2	37,595	10	10	15.9	166	3	3

* Sites which have assets with a DoD legal interest, including State owned assets.

** All Locations that do not meet criteria of at least five (5) Acres AND at least \$5M PRV.

State/Territories Army National Guard Base Structure Report - As of 30 Sept 2008

SITE *	BRAC 2005	COMPONENT	NAME NEAREST CITY	BUILDINGS				STATE OWNED ACRES	TOTAL ACRES	PRV (\$M)	MIL	CIV	OTHER
				STATE OWNED		TOTAL							
				COUNT	SQFT	COUNT	SQFT						
NG Carbondale, Clidco Drive		Army Guard	Carbondale	1	18,464	1	18,464	12	12	7.2	66	0	1
NG Carlisle		Army Guard	Carlisle	5	22,994	5	22,994	36	36	11.1	124	7	1
NG Chambersburg		Army Guard	Chambersburg	2	25,394	2	25,394	5	5	10.1	88	0	1
NG Clearfield		Army Guard	Clearfield	2	52,800	2	52,800	27	27	16.7	143	3	1
NG Connellsville, Vanderbilt Road		Army Guard	Connellsville	1	3,828	1	3,828	19	19	5.7	0	0	0
NG Connellsville, Petersburg Rd		Army Guard	Connellsville	1	23,128	1	23,128	15	15	12.2	131	0	0
NG Ford City Readiness Center		Army Guard	Ford City	1	24,382	1	24,382	10	10	9.9	91	0	1
NG Greensburg Hempfield Township		Army Guard	Greensburg	3	22,326	3	22,326	10	10	7.5	43	0	1
NG Grove City		Army Guard	Grove City	3	12,921	3	12,921	10	10	6.3	66	0	1
NG Harrisburg		Army Guard	Harrisburg	13	131,897	13	131,897	32	32	24.5	593	27	10
NG Hazleton		Army Guard	Hazleton	1	16,400	1	16,400	5	5	9.9	88	0	0
NG Honesdale		Army Guard	Honesdale	3	23,571	3	23,571	10	10	8.6	135	0	1
NG Indiana		Army Guard	Indiana	1	26,365	1	26,365	14	14	10.7	131	0	1
NG Johnstown Airport		Army Guard	Johnstown	3	66,550	3	66,550	8	8	18.6	438	10	4
NG Johnstown FMS#33		Army Guard	Johnstown	1	23,558	1	23,558	10	10	10.7	263	99	1
NG Johnstown Walters		Army Guard	Johnstown	4	39,181	4	39,181	15	15	18.2	127	10	1
NG Kane, Ash St		Army Guard	Kane	3	2,273	3	2,273	3	3	5.0	0	0	0
NG Latrobe/Torrance		Army Guard	Latrobe	2	41,209	2	41,209	14	14	18.4	70	0	1
NG Lehighton		Army Guard	Lehighton	7	27,929	7	27,929	5	5	6.5	95	3	1
NG Lewisburg		Army Guard	Lewisburg	4	35,216	4	35,216	13	13	13.8	245	0	7
NG Lewistown		Army Guard	Lewistown	4	25,742	4	25,742	23	23	13.3	0	0	0
NG Lock Haven		Army Guard	Lock Haven	6	46,827	6	46,827	49	49	13.7	462	8	2
NG Mansfield/Wellsboro		Army Guard	Wellsboro	1	25,499	1	25,499	12	12	28.0	63	0	0
NG Mount Pleasant		Army Guard	Mount Pleasant	1	37,930	1	37,930	11	11	18.3	213	0	4
NG Nanticoke		Army Guard	Nanticoke	4	27,181	4	27,181	4	4	5.9	115	0	0
NG New Castle		Army Guard	New Castle	4	29,053	4	29,053	7	7	9.5	106	10	1
NG New Milford		Army Guard	New Milford	1	25,614	1	25,614	19	19	5.9	0	0	0
NG Philadelphia Ogontz		Army Guard	Philadelphia	3	26,815	3	26,815	3	3	11.1	216	0	0
NG Philadelphia Southampton		Army Guard	Philadelphia	5	150,045	5	150,045	11	11	66.8	1,026	15	5
NG Phoenixville		Army Guard	Phoenixville	6	30,203	6	30,203	11	11	13.2	174	7	1
NG Pittsburgh Crane Armory		Army Guard	Pittsburgh	3	32,559	3	32,559	10	10	10.3	168	5	1
NG Plymouth		Army Guard	Plymouth	4	17,221	4	17,221	12	12	7.9	115	0	1
NG Plymouth Meeting		Army Guard	Plymouth Meeting	3	51,335	3	51,335	20	20	20.2	198	6	1
NG Punxsutawney		Army Guard	Punxsutawney	4	33,014	4	33,014	19	19	10.4	79	8	1
NG Reading		Army Guard	Reading	3	24,007	3	24,007	17	17	9.5	116	0	1
NG Scranton/Taylor NE Reg Mnt Ctr		Army Guard	Taylor	3	27,467	3	27,467	10	10	18.4	0	25	1
NG Sellersville		Army Guard	Sellersville	4	33,453	4	33,453	3	3	6.1	134	0	3
NG Spring City Readiness Center		Army Guard	Spring City	3	34,471	3	34,471	57	57	8.0	164	0	1
NG Sunbury		Army Guard	Sunbury	2	19,066	2	19,066	10	10	9.8	41	0	1

* Sites which have assets with a DoD legal interest, including State owned assets.

** All Locations that do not meet criteria of at least five (5) Acres AND at least \$5M PRV.

State/Territories Army National Guard Base Structure Report - As of 30 Sept 2008

SITE *	BRAC 2005	COMPONENT	NAME NEAREST CITY	BUILDINGS				STATE OWNED ACRES	TOTAL ACRES	PRV (\$M)	MIL	CIV	OTHER
				STATE OWNED		TOTAL							
				COUNT	SQFT	COUNT	SQFT						
NG Tamaqua		Army Guard	Tamaqua	6	17,282	6	17,282	5	5	9.4	63	0	1
NG Washington		Army Guard	Washington	1	45,774	1	45,774	11	11	11.3	229	0	3
NG Waynesboro		Army Guard	Waynesboro	1	16,426	1	16,426	10	10	6.0	22	0	0
NG West Pittston		Army Guard	Pittston	4	19,834	4	19,834	3	3	9.2	63	0	1
NG Wilkes Barre/ Kingston		Army Guard	Kingston	5	102,666	5	102,666	13	13	22.5	260	8	2
NG Williamsport		Army Guard	Williamsport	6	46,645	6	46,645	16	16	11.5	244	6	2
NG Williamstown		Army Guard	Williamstown	1	20,000	1	20,000	6	6	9.2	119	0	1
** OTHER SITE(S): 54				101	952,059	103	994,564	631	631	235.1	4,805	100	40
Pennsylvania Total:				259	2,741,632	261	2,784,137	1,313	1,313	882.5	12,464	360	112
<u>Puerto Rico</u>													
NG Arecibo Readiness Center		Army Guard	Arecibo	2	25,237	2	25,237	7	7	7.3	170	1	0
NG Army Aviation Support Facility		Army Guard	San German	5	55,526	5	55,526	0	14	38.2	0	0	0
NG Arroyo Readiness Center		Army Guard	Arroyo	2	30,697	2	30,697	5	5	8.8	216	0	0
NG Cayey Readiness Center		Army Guard	Cayey	2	20,100	2	20,100	5	5	6.3	419	1	0
NG Coamo Readiness Center		Army Guard	Villalba	1	20,771	1	20,771	5	5	6.0	131	1	0
NG Gurabo Readiness Center		Army Guard	Gurabo	4	26,002	4	26,002	13	13	7.4	119	1	0
NG Hangar 21 Readiness Center		Army Guard	San Juan	2	77,912	2	77,912	23	23	23.5	240	2	0
NG Hato Rey Readiness Center		Army Guard	San Juan	8	56,429	8	56,429	11	11	16.6	281	1	0
NG Juana Diaz Readiness Center		Army Guard	Juana Diaz	1	22,745	1	22,745	19	19	6.7	0	0	0
NG Mayaquez Readiness Center		Army Guard	Mayaguez	3	36,621	3	36,621	6	6	10.3	292	4	0
NG Peñuelas Readiness Center		Army Guard	Penuelas, Penuelas	3	19,235	3	19,235	5	5	5.6	82	0	0
NG San Juan Readiness Center		Army Guard	San Juan	1	96,661	1	96,661	4	4	27.8	778	395	120
NG Toa Baja Readiness Center		Army Guard	Bayamon, Bayamon	2	30,797	2	30,797	5	5	8.8	236	0	0
NG Vega Baja Readiness Center		Army Guard	Vega Baja	5	56,137	5	56,137	15	15	16.2	657	1	0
** OTHER SITE(S): 15				23	181,289	27	206,236	64	68	59.2	1,230	7	0
Puerto Rico Total:				64	756,159	68	781,106	187	205	248.9	4,851	414	120
<u>Rhode Island</u>													
NG Command Readiness Center Ring		Army Guard	Cranston	2	60,724	2	60,724	4	4	14.5	112	38	47
NG CSMS Smithfield		Army Guard	Smithfield	3	23,034	3	23,034	13	13	5.6	17	47	5
NG TS Camp Varnum		Army Guard	Narragansett	26	43,089	26	43,089	34	34	11.0	44	0	0
** OTHER SITE(S): 12				19	353,583	25	384,963	12	16	90.1	795	120	131
Rhode Island Total:				50	480,430	56	511,810	63	67	121.2	968	205	183
<u>South Carolina</u>													
NG Anderson Armory and OMS 1		Army Guard	Anderson	9	34,920	9	34,920	10	10	6.3	122	14	2

* Sites which have assets with a DoD legal interest, including State owned assets.

** All Locations that do not meet criteria of at least five (5) Acres AND at least \$5M PRV.

State/Territories Army National Guard Base Structure Report - As of 30 Sept 2008

SITE *	BRAC 2005	COMPONENT	NAME NEAREST CITY	BUILDINGS				STATE OWNED ACRES	TOTAL ACRES	PRV (\$M)	MIL	CIV	OTHER
				STATE OWNED		TOTAL							
				COUNT	SQFT	COUNT	SQFT						
NG Barnwell Armory		Army Guard	Barnwell	5	22,718	5	22,718	5	5	5.2	108	0	0
NG Camden Armory		Army Guard	Camden	6	33,750	6	33,750	10	10	5.4	90	0	0
NG Columbia Armory		Army Guard	Columbia	21	227,825	21	227,825	25	25	35.0	443	440	20
NG Columbia TAG		Army Guard	Columbia	1	56,304	1	56,304	6	6	10.3	16	0	68
NG Dillon Armory		Army Guard	Dillon	3	16,163	3	16,163	10	10	9.6	63	1	0
NG Eastover Armory		Army Guard	Eastover	4	24,679	4	24,679	10	10	5.0	279	0	0
NG Edgefield Armory & OMS 6		Army Guard	Edgefield	16	41,195	16	41,195	10	10	6.3	173	20	1
NG Florence Armory & OMS 12		Army Guard	Florence	12	32,124	12	32,124	9	9	6.2	73	7	0
NG Fountain Inn Armory		Army Guard	Fountain Inn	5	37,478	5	37,478	38	38	17.6	135	0	0
NG Greenville Armory & OMS 2		Army Guard	Greenville	11	34,943	11	34,943	8	8	7.4	133	18	0
NG Greenwood Armory & OMS 4		Army Guard	Greenwood	14	36,936	14	36,936	11	11	6.5	146	13	0
NG Greer Armory		Army Guard	Greer	10	39,103	10	39,103	10	10	7.3	0	0	0
NG Hartsville Armory and OMS 11		Army Guard	Hartsville	10	29,342	10	29,342	10	10	15.5	73	11	0
NG Hodges Armory		Army Guard	Hodges	7	39,933	7	39,933	48	48	6.8	146	0	0
NG Jefferson Armory		Army Guard	Jefferson	2	18,125	2	18,125	13	13	6.1	85	0	0
NG Lancaster Armory		Army Guard	Lancaster	8	29,552	8	29,552	12	12	5.5	121	0	0
NG Manning Armory		Army Guard	Manning	3	30,586	3	30,586	10	10	11.9	100	0	0
NG Mt Pleasant Armory		Army Guard	Mt Pleasant	8	31,833	8	31,833	6	6	16.0	98	0	1
NG Mullins Armory & OMS 15		Army Guard	Mullins	6	38,844	6	38,844	10	10	7.0	305	1	0
NG Newberry Armory		Army Guard	Newberry	6	41,547	6	41,547	11	11	10.4	234	6	0
NG North Charleston Armory		Army Guard	North Charleston	10	41,755	10	41,755	15	15	7.8	342	0	2
NG Orangeburg Armory		Army Guard	Orangeburg	4	39,395	4	39,395	10	11	6.2	157	0	0
NG Pickens Armory and TS		Army Guard	Pickens	5	36,786	5	36,786	33	33	5.5	0	0	25
NG Pine Ridge Armory		Army Guard	West Columbia	6	61,518	6	61,518	48	48	11.7	22	0	50
NG Rock Hill Armory and OMS 5		Army Guard	Rock Hill	14	37,895	14	37,895	12	12	12.0	121	5	0
NG Saluda Armory and OMS 6A		Army Guard	Saluda	8	28,288	8	28,288	7	7	6.6	121	0	0
NG Spartanburg Readiness Center		Army Guard	Spartanburg	3	61,674	3	61,674	12	12	290.1	128	3	0
NG Sumter Armory		Army Guard	Shaw AFB	6	21,621	6	21,621	7	7	15.5	179	0	3
NG Union Armory and OMS 8		Army Guard	Union	8	30,949	8	30,949	10	10	15.5	194	12	0
NG Varnville Armory and OMS 14		Army Guard	Varnville	14	43,583	14	43,583	24	24	12.5	68	17	0
NG W Columbia Armory		Army Guard	West Columbia	5	27,359	5	27,359	14	14	5.1	199	1	1
NG Walterboro Armory		Army Guard	Walterboro	7	29,948	7	29,948	15	15	14.4	119	0	0
NG Wellford Armory		Army Guard	Wellford	3	19,980	3	19,980	5	5	9.1	122	0	0
** OTHER SITE(S): 42				131	638,377	142	837,680	219	457	169.7	3,614	165	92
South Carolina Total:				391	2,017,025	402	2,216,328	712	950	789.0	8,329	734	265
South Dakota													
Camp Rapid		Army Guard	Rapid City	101	321,943	101	321,943	84	84	72.6	366	170	72

* Sites which have assets with a DoD legal interest, including State owned assets.

** All Locations that do not meet criteria of at least five (5) Acres AND at least \$5M PRV.

State/Territories Army National Guard Base Structure Report - As of 30 Sept 2008

SITE *	BRAC 2005	COMPONENT	NAME NEAREST CITY	BUILDINGS				STATE OWNED ACRES	TOTAL ACRES	PRV (\$M)	MIL	CIV	OTHER
				STATE OWNED		TOTAL							
				COUNT	SQFT	COUNT	SQFT						
NG Brookings Armory/OMS#8		Army Guard	Brookings	3	30,900	3	30,900	0	10	7.6	0	9	1
NG Fort Meade		Army Guard	Fort Meade	10	130,113	10	130,113	3	3	26.8	102	3	4
NG Madison Armory		Army Guard	Madison	4	27,286	4	27,286	0	10	6.4	78	0	0
NG Mitchell TS		Army Guard	Mitchell	8	163,396	8	163,396	40	110	42.5	109	48	1
NG Parkston Armory		Army Guard	Parkston	3	19,163	3	19,163	55	80	6.8	175	0	0
NG Pierre		Army Guard	Pierre	4	35,466	4	35,466	0	6	7.8	155	2	1
NG Range Road Armory		Army Guard	Rapid City	3	36,551	3	36,551	14	14	7.1	178	3	1
NG Rapid City AASF/Armory		Army Guard	Rapid City	6	107,388	6	107,388	1	33	33.1	136	3	10
NG Rapid City CSMS		Army Guard	Rapid City	2	30,514	2	30,514	0	29	6.0	0	21	0
NG Sioux Falls UTES		Army Guard	Sioux Falls	5	56,846	5	56,846	38	456	8.1	0	18	0
NG Wagner		Army Guard	Wagner	3	24,186	3	24,186	0	10	5.2	38	0	0
NG Watertown		Army Guard	Watertown	3	22,045	3	22,045	0	6	9.8	61	2	3
NG Webster		Army Guard	Webster	7	39,783	7	39,783	2	8	7.4	57	8	0
** OTHER SITE(S): 47				56	406,696	61	542,254	2,424	6,683	122.0	1,515	26	29
South Dakota Total:				218	1,452,276	223	1,587,834	2,661	7,542	369.3	2,970	313	122

Tennessee

NG AASF 2		Army Guard	Louisville	6	109,445	6	109,445	5	5	28.8	323	66	0
NG Ashland City		Army Guard	Ashland City	2	26,482	2	26,482	12	12	7.1	63	1	0
NG Athens		Army Guard	Athens	5	39,231	5	39,231	7	7	16.2	207	18	0
NG Bolivar		Army Guard	Bolivar	2	24,276	2	24,276	182	182	7.2	55	1	0
NG Bristol		Army Guard	Bristol	4	26,684	4	26,684	7	7	7.1	56	0	0
NG Brownsville		Army Guard	Brownsville	3	21,995	3	21,995	18	18	11.4	93	1	0
NG Camden		Army Guard	Camden	4	30,065	4	30,065	7	7	14.1	55	8	0
NG Chattanooga		Army Guard	Chattanooga	17	135,674	17	135,674	16	16	25.0	376	12	6
NG Cleveland		Army Guard	Cleveland	2	22,696	2	22,696	10	10	6.2	114	0	0
NG Clinton		Army Guard	Clinton	2	28,436	2	28,436	14	14	8.7	92	0	0
NG Columbia		Army Guard	Columbia	3	43,765	3	43,765	18	18	12.4	137	10	0
NG Cookeville		Army Guard	Cookeville	6	33,821	6	33,821	12	12	11.4	136	16	3
NG Covington		Army Guard	Covington	1	24,020	1	24,020	24	24	7.0	59	1	0
NG Dickson		Army Guard	Dickson	3	19,782	3	19,782	15	15	7.0	115	0	0
NG Dresden		Army Guard	Dresden	2	27,051	2	27,051	19	19	10.6	112	0	0
NG Dunlap		Army Guard	Dunlap	3	22,841	3	22,841	10	10	8.8	36	0	0
NG Dyersburg		Army Guard	Dyersburg	1	26,443	1	26,443	10	10	8.1	120	4	0
NG Elizabethton		Army Guard	Elizabethton	3	25,835	3	25,835	15	15	14.5	94	1	0
NG Erwin		Army Guard	Erwin	2	25,779	2	25,779	10	10	6.9	59	2	0
NG Fayetteville		Army Guard	Fayetteville	1	19,479	1	19,479	19	19	6.1	28	0	0
NG Gordonsville		Army Guard	Gordonsville	3	26,572	3	26,572	15	15	12.0	59	0	0

* Sites which have assets with a DoD legal interest, including State owned assets.

** All Locations that do not meet criteria of at least five (5) Acres AND at least \$5M PRV.

State/Territories Army National Guard Base Structure Report - As of 30 Sept 2008

SITE *	BRAC 2005	COMPONENT	NAME NEAREST CITY	BUILDINGS				STATE OWNED ACRES	TOTAL ACRES	PRV (\$M)	MIL	CIV	OTHER
				STATE OWNED		TOTAL							
				COUNT	SQFT	COUNT	SQFT						
NG Greenville		Army Guard	Greenville	3	20,109	3	20,109	12	12	7.0	82	0	0
NG Henderson		Army Guard	Henderson	7	65,447	7	65,447	14	14	19.7	144	10	0
NG Hohenwald		Army Guard	Hohenwald	1	18,611	1	18,611	16	16	8.2	65	0	0
NG Humboldt		Army Guard	Humboldt	2	36,192	2	36,192	22	22	11.3	250	0	0
NG Huntingdon		Army Guard	Huntingdon	1	27,386	1	27,386	9	9	8.3	52	1	0
NG Jacksboro		Army Guard	Jacksboro	2	27,795	2	27,795	10	10	16.0	89	1	0
NG Jackson		Army Guard	Jackson	6	77,753	6	77,753	22	22	17.1	127	10	11
NG Jackson Airport Armory		Army Guard	Jackson	4	57,369	4	57,369	60	60	32.3	106	65	0
NG Jamestown		Army Guard	Jamestown	3	24,896	3	24,896	16	16	8.7	48	0	0
NG Johnson City Gray		Army Guard	Johnson City	10	132,098	11	132,623	107	107	33.2	351	31	6
NG Kingsport		Army Guard	Kingsport	9	65,298	9	65,298	14	14	19.2	134	14	4
NG Knoxville Concord St		Army Guard	Knoxville	17	112,478	17	112,478	17	17	18.0	137	17	0
NG Knoxville Sutherland		Army Guard	Knoxville	7	72,757	7	72,757	7	7	11.8	164	19	6
NG Lawrenceburg		Army Guard	Lawrenceburg	3	33,690	3	33,690	16	16	12.4	74	0	0
NG Lebanon		Army Guard	Lebanon	4	26,620	4	26,620	19	19	9.3	177	5	0
NG Lenoir City		Army Guard	Lenoir City	2	28,009	2	28,009	15	15	6.1	114	0	0
NG Lewisburg		Army Guard	Lewisburg	4	32,577	4	32,577	14	14	6.0	77	0	0
NG Livingston		Army Guard	Livingston	1	24,938	1	24,938	24	24	7.6	59	0	0
NG Maryville		Army Guard	Maryville	2	21,354	2	21,354	5	5	5.8	59	0	0
NG McKenzie		Army Guard	McKenzie	2	22,388	2	22,388	15	15	6.8	79	2	0
NG McMinnville		Army Guard	McMinnville	3	17,282	3	17,282	10	10	7.4	135	0	0
NG Memphis		Army Guard	Memphis	4	58,396	5	59,761	30	30	33.6	408	12	1
NG Monteagle		Army Guard	Monteagle	2	23,450	2	23,450	15	15	7.2	43	2	0
NG Murfreesboro		Army Guard	Murfreesboro	1	23,888	2	25,088	11	11	7.0	170	0	0
NG Nashville		Army Guard	Nashville	23	273,982	23	273,982	86	86	38.9	706	247	213
NG Oneida		Army Guard	Oneida	1	21,879	1	21,879	15	15	6.0	55	0	0
NG Paris		Army Guard	Paris	4	26,038	4	26,038	23	23	10.3	107	0	0
NG Pulaski		Army Guard	Pulaski	2	20,277	2	20,277	16	16	7.1	46	1	0
NG Ripley		Army Guard	Ripley	2	19,458	2	19,458	10	10	6.5	120	0	0
NG Savannah		Army Guard	Savannah	1	16,896	1	16,896	19	19	5.8	55	1	0
NG Sevierville		Army Guard	Pigeon Forge	2	24,817	2	24,817	10	10	6.6	56	0	0
NG Sparta		Army Guard	Sparta	2	21,572	2	21,572	10	10	7.5	83	2	0
NG Springfield Readiness Center		Army Guard	Springfield	2	23,924	2	23,924	11	11	6.2	83	1	0
NG Sweetwater		Army Guard	Sweetwater	2	20,544	2	20,544	10	10	6.0	82	0	0
NG Tennessee Ridge		Army Guard	Tennessee Ridge	2	21,985	2	21,985	10	10	6.9	39	1	0
NG Tiptonville		Army Guard	Tiptonville	1	19,355	1	19,355	5	5	6.3	60	1	0
NG Trenton		Army Guard	Trenton	2	38,924	2	38,924	20	20	11.0	173	21	0
NG Tullahoma		Army Guard	Tullahoma	6	25,282	6	25,282	8	8	14.2	162	11	0
NG Union City		Army Guard	Union City	4	46,097	4	46,097	14	14	11.5	161	16	0

* Sites which have assets with a DoD legal interest, including State owned assets.

** All Locations that do not meet criteria of at least five (5) Acres AND at least \$5M PRV.

State/Territories Army National Guard Base Structure Report - As of 30 Sept 2008

SITE *	BRAC 2005	COMPONENT	NAME NEAREST CITY	BUILDINGS				STATE OWNED ACRES	TOTAL ACRES	PRV (\$M)	MIL	CIV	OTHER
				STATE OWNED		TOTAL							
				COUNT	SQFT	COUNT	SQFT						
NG Waverly		Army Guard	Waverly	3	23,169	3	23,169	14	14	6.8	55	0	0
NG Winchester		Army Guard	Winchester	5	31,060	5	31,060	22	22	7.9	125	8	0
** OTHER SITE(S): 24				44	409,339	82	498,201	258	6,724	113.3	1,690	16	12
Tennessee Total:				283	2,895,751	324	2,987,703	1,503	7,969	835.4	9,391	656	262
Texas													
Camp Maxey		Army Guard	Powderly	25	83,978	25	83,978	6,424	6,424	47.9	0	8	2
NG Amarillo		Army Guard	Amarillo	7	36,516	7	36,516	5	5	5.4	164	0	0
NG Austin - 51st Street		Army Guard	Austin	7	77,639	7	77,639	14	14	13.1	300	20	0
NG Bergstrom - (Abia)		Army Guard	Austin	10	209,852	11	230,562	60	70	77.9	681	62	0
NG Bryan		Army Guard	Bryan	5	35,980	5	35,980	14	14	6.4	229	0	0
NG Camp Bowie (State)		Army Guard	Brownwood	27	133,217	27	133,217	4,895	4,895	51.6	116	9	6
NG Camp Mabry		Army Guard	Austin	74	975,795	74	975,795	376	376	171.1	2,297	526	257
NG Corpus Christi		Army Guard	Corpus Christi	6	67,274	6	67,274	5	5	11.0	205	2	166
NG Dallas - California Crossing		Army Guard	Dallas	6	63,624	6	63,624	0	9	10.8	486	0	0
NG Dallas - Red Bird		Army Guard	Dallas	6	65,726	6	65,726	0	10	10.8	276	0	0
NG El Paso		Army Guard	El Paso	6	62,972	6	62,972	20	20	10.0	715	15	4
NG Fort Worth - Cobb Park		Army Guard	Fort Worth	4	35,087	4	35,087	0	12	6.1	213	0	0
NG Fort Worth - Shoreview		Army Guard	Fort Worth	13	72,594	13	72,594	83	83	10.8	356	0	0
NG Grand Prairie (DNAS)		Army Guard	Grand Prairie	15	125,823	15	125,823	0	39	30.6	437	7	2
NG Lubbock		Army Guard	Lubbock	6	140,226	6	140,226	0	25	24.0	307	0	4
NG Martindale - AASF		Army Guard	San Antonio	14	101,627	14	101,627	219	219	20.2	548	7	0
NG Waco		Army Guard	Waco	7	86,841	7	86,841	5	5	14.1	379	2	0
NG Weslaco		Army Guard	Weslaco	2	85,231	2	85,231	20	20	14.3	597	1	0
NG Wylie		Army Guard	Wylie	3	54,174	3	54,174	11	11	9.1	214	0	0
** OTHER SITE(S): 66				132	1,106,888	138	1,190,037	1,547	1,644	202.8	5,896	201	82
Texas Total:				375	3,621,063	382	3,724,922	13,698	13,899	747.9	14,416	860	523
Utah													
NG American Fork Armory/FMS 6		Army Guard	American Fork	6	26,754	6	26,754	3	3	5.9	240	11	0
NG Cedar City Armory/FMS 5		Army Guard	Cedar City	4	27,331	4	27,331	7	7	5.8	90	2	0
NG Draper Complex		Army Guard	Draper	11	376,037	11	376,037	42	42	30.1	1,007	336	385
NG E.J. Garn Armory/FMS		Army Guard	West Jordan	6	98,323	6	98,323	20	20	26.7	0	0	0
NG E.J. Garn Aviation Complex		Army Guard	West Jordan	10	120,882	10	120,882	0	40	57.1	867	111	0
NG Logan Armory/FMS 1A		Army Guard	Logan	2	25,293	2	25,293	5	5	11.8	107	0	0
NG MTA-L Camp Williams-East St		Army Guard	Riverton	193	774,113	193	774,113	120	120	208.4	0	0	0
NG Ogden Armory/FMS 1		Army Guard	Ogden	5	39,754	5	39,754	15	15	14.7	294	4	0
NG Orem Armory		Army Guard	Orem	2	76,889	2	76,889	0	6	34.4	261	2	0

* Sites which have assets with a DoD legal interest, including State owned assets.

** All Locations that do not meet criteria of at least five (5) Acres AND at least \$5M PRV.

State/Territories Army National Guard Base Structure Report - As of 30 Sept 2008

SITE *	BRAC 2005	COMPONENT	NAME NEAREST CITY	BUILDINGS				STATE OWNED ACRES	TOTAL ACRES	PRV (\$M)	MIL	CIV	OTHER
				STATE OWNED		TOTAL							
				COUNT	SQFT	COUNT	SQFT						
NG Richfield Armory/FMS 5A		Army Guard	Richfield	5	26,106	5	26,106	5	5	5.8	87	0	0
NG Tooele FMS 5A		Army Guard	Tooele	2	6,282	2	6,282	15	15	6.8	0	0	0
NG Utah County South Armory/FMS 9		Army Guard	Spanish Fork	9	74,933	9	74,933	20	20	21.4	185	18	0
** OTHER SITE(S): 19				38	253,073	38	253,073	92	92	70.0	510	3	0
Utah Total:				293	1,925,771	293	1,925,771	343	389	498.9	3,648	487	385
<u>Vermont</u>													
NG Campbell Armory		Army Guard	Montpelier	2	34,794	2	34,794	8	8	6.9	216	0	0
NG TS Camp Johnson		Army Guard	Colchester	41	183,813	41	183,813	64	64	34.4	150	164	46
NG Westminster TS		Army Guard	Westminster	5	44,868	5	44,868	52	52	6.7	248	9	1
** OTHER SITE(S): 19				37	312,255	37	312,255	47	47	64.8	1,272	19	7
Vermont Total:				85	575,730	85	575,730	170	170	112.8	1,886	192	54
<u>Virginia</u>													
NG Bedford		Army Guard	Bedford	1	12,391	1	12,391	5	5	10.7	45	0	0
NG Big Stone Gap		Army Guard	Big Stone Gap	1	12,886	1	12,886	7	7	13.3	78	0	0
NG Blackstone		Army Guard	Blackstone	3	31,710	3	31,710	7	7	6.2	200	96	0
NG Cedar Bluff		Army Guard	Cedar Bluff	3	29,419	3	29,419	10	10	11.1	67	12	0
NG Charlottesville		Army Guard	Charlottesville	2	21,257	2	21,257	10	10	11.7	123	0	0
NG Chatham		Army Guard	Chatham	1	10,621	1	10,621	4	4	17.9	0	0	0
NG Christiansburg		Army Guard	Christiansburg	1	12,723	1	12,723	4	4	5.9	81	0	0
NG Clifton Forge		Army Guard	Clifton Forge	2	17,101	2	17,101	10	10	21.7	50	0	0
NG Danville		Army Guard	Danville	3	38,689	3	38,689	15	15	26.2	143	22	0
NG Emporia		Army Guard	Emporia	2	20,429	2	20,429	0	8	10.3	112	0	0
NG Franklin		Army Guard	Franklin	1	10,584	1	10,584	5	5	8.6	51	0	0
NG Fredericksburg		Army Guard	Fredericksburg	2	41,301	2	41,301	7	7	16.4	472	23	0
NG Gate City		Army Guard	Gate City	2	31,254	2	31,254	5	5	19.5	225	18	0
NG Lexington		Army Guard	Lexington	2	15,578	2	15,578	6	6	13.0	81	0	0
NG Lynchburg		Army Guard	Lynchburg	2	24,412	2	24,412	28	28	25.0	213	8	0
NG Manassas		Army Guard	Manassas	1	24,249	1	24,249	6	6	10.5	361	0	0
NG Martinsville		Army Guard	Martinsville	3	20,087	3	20,087	8	8	16.1	55	0	0
NG Onancock		Army Guard	Onancock	1	13,215	1	13,215	8	8	6.0	54	0	0
NG Petersburg		Army Guard	Petersburg	2	22,430	2	22,430	10	10	8.0	52	0	0
NG Powhatan		Army Guard	Powhatan	1	30,113	1	30,113	10	10	11.7	109	0	0
NG Pulaski		Army Guard	Pulaski	2	14,507	2	14,507	5	5	10.9	41	1	0
NG Radford		Army Guard	Radford	1	10,750	1	10,750	5	5	5.0	50	0	0
NG Roanoke		Army Guard	Roanoke	2	32,230	2	32,230	5	5	6.3	295	18	0
NG Rocky Mount		Army Guard	Rocky Mount	1	12,404	1	12,404	5	5	12.2	100	0	0

* Sites which have assets with a DoD legal interest, including State owned assets.

** All Locations that do not meet criteria of at least five (5) Acres AND at least \$5M PRV.

State/Territories Army National Guard Base Structure Report - As of 30 Sept 2008

SITE *	BRAC 2005	COMPONENT	NAME NEAREST CITY	BUILDINGS				STATE OWNED ACRES	TOTAL ACRES	PRV (\$M)	MIL	CIV	OTHER
				STATE OWNED		TOTAL							
				COUNT	SQFT	COUNT	SQFT						
NG South Boston		Army Guard	South Boston	1	12,878	1	12,878	10	10	7.0	189	0	0
NG Staunton		Army Guard	Staunton	1	32,400	1	32,400	5	5	9.2	158	2	0
NG Waller Depot		Army Guard	Richmond	7	67,270	7	67,270	6	6	16.3	1	33	0
NG Winchester		Army Guard	Winchester	2	15,372	2	15,372	3	3	5.7	213	6	0
NG Woodstock Armory		Army Guard	Woodstock	2	22,718	2	22,718	7	7	8.8	61	0	0
** OTHER SITE(S): 15				16	233,574	19	246,214	17	42	81.7	1,862	92	0
Virginia Total:				71	894,552	74	907,192	232	265	433.1	5,542	331	0
<u>Washington</u>													
NG Bellingham		Army Guard	Bellingham	3	20,388	3	20,388	0	6	5.1	79	0	0
NG Bremerton		Army Guard	Bremerton	3	61,819	3	61,819	81	81	14.0	232	0	0
NG Buckley		Army Guard	Buckley	1	27,092	1	27,092	10	10	6.2	58	0	0
NG Centralia		Army Guard	Centralia	3	34,663	3	34,663	8	8	7.5	214	6	6
NG Ephrata		Army Guard	Ephrata	5	20,798	5	20,798	13	13	5.1	142	6	0
NG Geiger Field - Spokane		Army Guard	Spokane	3	27,320	3	27,320	36	36	8.5	64	67	9
NG Grandview		Army Guard	Grandview	1	24,475	1	24,475	11	11	5.7	0	0	0
NG Montesano		Army Guard	Montesano	3	30,898	3	30,898	14	14	7.1	61	0	0
NG Moses Lake		Army Guard	Moses Lake	1	30,395	1	30,395	10	10	7.0	53	0	21
NG Port Orchard		Army Guard	Port Orchard	3	25,805	3	25,805	9	9	6.1	42	0	0
NG Seattle - Pier 91		Army Guard	Seattle	9	115,545	9	115,545	16	25	24.2	496	16	2
NG Yakima Airport		Army Guard	Yakima	2	66,038	2	66,038	10	10	28.5	292	0	5
** OTHER SITE(S): 19				43	477,156	44	510,140	55	55	123.2	1,118	28	6
Washington Total:				80	962,392	81	995,376	273	288	248.1	2,851	123	49
<u>West Virginia</u>													
CTC Camp Dawson-Kingwood		Army Guard	Kingwood	77	345,542	77	345,542	1,168	3,302	80.8	466	34	54
NG Bluefield		Army Guard	Bluefield	5	41,587	5	41,587	28	28	9.3	150	0	1
NG Buckhannon		Army Guard	Buckhannon	9	87,831	9	87,831	18	18	14.6	61	77	0
NG Charleston		Army Guard	Charleston	9	115,742	9	115,742	29	29	22.5	228	80	51
NG Clarksburg		Army Guard	Clarksburg	1	32,735	1	32,735	10	10	16.8	107	0	0
NG Dunbar		Army Guard	Dunbar	1	23,338	1	23,338	4	4	5.9	70	0	1
NG Fairmont		Army Guard	Fairmont	1	43,756	1	43,756	9	9	22.9	148	1	1
NG FWAATS-Bridgeport		Army Guard	Bridgeport	1	30,537	1	30,537	0	21	9.8	161	1	1
NG Gassaway		Army Guard	Gassaway	2	27,535	2	27,535	6	6	10.1	0	0	0
NG Glen Jean AFRC Complex		Army Guard	Glen Jean	2	122,350	2	122,350	35	35	30.0	419	14	1
NG Huntington Barbour		Army Guard	Huntington	4	19,269	4	19,269	7	7	6.9	171	0	1
NG Huntington Tri-State		Army Guard	Charleston	3	81,970	3	81,970	0	41	15.6	396	18	1
NG Morgantown		Army Guard	Morgantown	2	18,501	2	18,501	5	5	7.5	95	0	1

* Sites which have assets with a DoD legal interest, including State owned assets.

** All Locations that do not meet criteria of at least five (5) Acres AND at least \$5M PRV.

State/Territories Army National Guard Base Structure Report - As of 30 Sept 2008

SITE *	BRAC 2005	COMPONENT	NAME NEAREST CITY	BUILDINGS				STATE OWNED ACRES	TOTAL ACRES	PRV (\$M)	MIL	CIV	OTHER
				STATE OWNED		TOTAL							
				COUNT	SQFT	COUNT	SQFT						
NG Moundsville		Army Guard	Moundsville	2	26,609	2	26,609	6	6	7.1	147	0	0
NG Parkersburg		Army Guard	Parkersburg	2	33,629	2	33,629	9	9	11.9	83	42	0
NG Parkersburg - AASF #1		Army Guard	Williamstown	5	106,948	5	106,948	0	103	36.5	120	0	0
NG Point Pleasant		Army Guard	Point Pleasant	5	59,528	5	59,528	16	16	15.1	0	0	0
NG Richwood		Army Guard	Richwood	1	23,344	1	23,344	6	6	5.1	0	0	0
NG St Albans		Army Guard	St. Albans	2	41,716	2	41,716	13	13	13.9	0	0	0
NG Weston		Army Guard	Weston	4	16,385	4	16,385	4	4	5.8	64	0	1
NG Wheeling		Army Guard	Wheeling	2	65,844	2	65,844	0	43	22.0	75	23	1
** OTHER SITE(S): 12				11	156,467	12	163,247	69	70	38.9	577	0	33
West Virginia Total:				151	1,521,163	152	1,527,943	1,442	3,785	409.1	3,538	290	148
<u>Wisconsin</u>													
NG Antigo		Army Guard	Antigo	3	19,490	3	19,490	5	5	13.0	59	0	1
NG Appleton		Army Guard	Appleton	3	43,869	3	43,869	13	13	8.8	192	1	2
NG Arcadia		Army Guard	Arcadia	1	15,040	1	15,040	6	6	15.7	79	0	1
NG Ashland		Army Guard	Ashland	2	29,046	2	29,046	9	9	5.3	46	0	2
NG Beloit		Army Guard	Beloit	1	32,369	1	32,369	13	13	7.7	163	0	0
NG Black River Falls		Army Guard	Black River Falls	4	32,886	4	32,886	10	10	29.4	136	0	0
NG Camp Williams Tomah MTA		Army Guard	Camp Douglas	49	472,232	49	472,232	48	48	91.4	158	133	20
NG Chippewa Falls		Army Guard	Chippewa Falls	2	38,621	2	38,621	14	14	7.8	166	3	4
NG Clintonville		Army Guard	Clintonville	1	15,429	1	15,429	5	5	11.0	67	0	1
NG Eau Claire		Army Guard	Eau Claire	1	27,399	1	27,399	8	8	6.4	202	9	1
NG Fort Atkinson		Army Guard	Fort Atkinson	3	28,799	3	28,799	6	6	5.2	0	0	0
NG Green Bay		Army Guard	Green Bay	4	23,148	4	23,148	12	12	17.0	131	0	2
NG Kenosha OMS 6		Army Guard	Kenosha	3	54,509	3	54,509	14	14	32.7	157	7	1
NG Madison 901		Army Guard	Madison	1	21,409	1	21,409	8	8	5.0	77	3	1
NG Madison OMS 9		Army Guard	Madison	3	79,759	3	79,759	18	18	17.8	336	11	1
NG Madison TAGO/STARC		Army Guard	Madison	2	162,792	2	162,792	16	16	35.5	381	138	107
NG Marinette		Army Guard	Marinette	2	18,220	2	18,220	3	3	21.6	79	0	0
NG Marshfield		Army Guard	Marshfield	2	46,496	2	46,496	10	10	10.5	124	0	0
NG Milwaukee OMS 3		Army Guard	Milwaukee	6	106,912	6	106,912	10	10	20.7	465	11	4
NG Mosinee		Army Guard	Mosinee	2	16,973	2	16,973	4	4	5.4	43	0	0
NG New Richmond		Army Guard	New Richmond	2	26,589	2	26,589	19	19	5.9	79	0	1
NG Oak Creek		Army Guard	Oak Creek	2	23,775	2	23,775	4	4	5.5	68	0	0
NG Oconomowoc		Army Guard	Oconomowoc	2	32,511	2	32,511	5	5	6.5	48	0	1
NG Onalaska		Army Guard	Onalaska	3	46,651	3	46,651	15	15	52.7	243	0	2
NG Oshkosh & FMS		Army Guard	Oshkosh	2	41,248	2	41,248	35	35	49.0	171	0	0
NG Plymouth		Army Guard	Plymouth	1	17,625	1	17,625	3	3	8.5	74	0	0

* Sites which have assets with a DoD legal interest, including State owned assets.

** All Locations that do not meet criteria of at least five (5) Acres AND at least \$5M PRV.

State/Territories Army National Guard Base Structure Report - As of 30 Sept 2008

SITE *	BRAC 2005	COMPONENT	NAME NEAREST CITY	BUILDINGS				STATE OWNED ACRES	TOTAL ACRES	PRV (\$M)	MIL	CIV	OTHER
				STATE OWNED		TOTAL							
				COUNT	SQFT	COUNT	SQFT						
NG Prairie Du Chien		Army Guard	Prairie Du Chien	3	32,195	3	32,195	3	3	5.8	83	0	1
NG Racine		Army Guard	Racine	1	18,145	1	18,145	3	3	24.4	74	0	1
NG Spooner		Army Guard	Spooner	3	25,514	3	25,514	6	6	20.2	111	0	1
NG Superior		Army Guard	Superior	4	46,230	4	46,230	7	7	7.7	79	0	1
NG Sussex OMS 5		Army Guard	Sussex	3	51,263	3	51,263	15	15	11.7	268	7	0
NG Tomah		Army Guard	Tomah	3	22,984	3	22,984	5	5	5.5	111	4	0
NG Waukesha		Army Guard	Waukesha	2	31,389	2	31,389	4	4	6.4	82	0	0
NG Waupaca		Army Guard	Waupaca	1	13,287	1	13,287	10	10	22.9	81	0	0
NG Wausau OMS 13		Army Guard	Wausau	3	29,809	3	29,809	4	4	13.0	134	8	3
NG West Bend AASF 1 & Armory		Army Guard	West Bend	3	103,644	3	103,644	40	40	38.8	132	0	3
NG Whitewater OMS 8		Army Guard	Whitewater	3	46,713	3	46,713	10	10	9.5	119	10	0
NG Wi Rapids OMS 14		Army Guard	Wisconsin Rapids	6	46,860	6	46,860	5	5	9.1	154	8	0
** OTHER SITE(S): 41				76	635,345	79	756,400	3,415	3,449	184.3	2,466	112	15
Wisconsin Total:				218	2,577,175	221	2,698,230	3,840	3,874	855.6	7,638	465	177
Wyoming													
MTCH Camp Guernsey		Army Guard	Guernsey	119	480,130	119	480,130	59,140	59,140	232.5	128	39	92
NG Afton		Army Guard	Afton	1	19,076	1	19,076	5	5	5.2	58	0	2
NG Casper		Army Guard	Casper	4	34,531	4	34,531	33	33	6.6	152	2	1
NG Cheyenne		Army Guard	Cheyenne	6	117,117	6	117,117	29	29	20.8	505	184	81
NG Cheyenne MAP		Army Guard	Cheyenne	3	101,035	3	101,035	34	34	24.8	0	0	0
NG Cody		Army Guard	Cody	2	17,743	2	17,743	9	9	6.6	0	0	1
NG Evanston		Army Guard	Evanston	3	26,162	3	26,162	5	5	5.3	39	7	1
NG Laramie		Army Guard	Laramie	2	35,773	2	35,773	11	11	14.7	180	8	0
NG Lovell		Army Guard	Lovell	5	27,429	5	27,429	5	5	5.1	144	7	1
NG Sheridan		Army Guard	Sheridan	4	29,671	4	29,671	9	9	7.2	115	3	1
NG Torrington		Army Guard	Torrington	3	55,931	3	55,931	5	5	10.5	89	0	1
** OTHER SITE(S): 7				10	112,024	10	112,024	56	56	24.9	459	0	7
Wyoming Total:				162	1,056,621	162	1,056,621	59,341	59,341	364.0	1,869	250	188
US/US Territories Total:				13,576	101,905,029	14,093	106,905,666	2,598,006	2,641,720	28,474.5	302,021	22,031	21,595

* Sites which have assets with a DoD legal interest, including State owned assets.

** All Locations that do not meet criteria of at least five (5) Acres AND at least \$5M PRV.

ACRONYMS

ACRONYM	DESCRIPTION	ACRONYM	DESCRIPTION
5AB	5th Army Battalion	DMNA	Division of Military and Naval Affairs
AAA	Antiaircraft Artillery	DoD	Department of Defense
AAFES	Army and Air Force Exchange Service	DS	Direct Support
AAP	Army Ammunition Plant	ECS	Equipment Concentration Site
AASF	Army Aviation Support Facilities	EOD	Explosive Ordnance Disposal
AB	Air Base	FH	Family Housing
AF	Air Force	FI	Field
AFB	Air Force Base	FISC	Fleet Industrial Supply Center
AFRC	Armed Forces Reserve Center	FL	Florida
AFS	Air Force Station	FMS	Field Maintenance Site
AFWTF	Atlantic Fleet Weapons Training Facility	FWAATS	Fixed Wing Aviation ARNG Aviation Training Site
AGS	Air Guard Station	GA	Georgia
AK	Alaska	HI	Hawaii
ALDF	Advanced Lightning Direction Finder	IAP	International Airport
ALF	Auxiliary Landing Field	ILS	Instrument Landing System
AMC	Army Medical Center	ITC	Infantry Training Center
AMIC	Acquisition Management Integration Center	JA	Japan
AMSA	Area Maintenance Support Activity	JAFRC	Joint Armed Forces Reserve Center
ANG	Air National Guard	JFHQ	Joint Force Headquarters
ANGB	Air National Guard Base	JRB	Joint Reserve Base
ANGS	Air National Guard Station	LIFOC	Lease in Furtherance of Conveyance
APT	Airport	LS	Logistics Support
ARNG	Army National Guard	LTA	Land Training Area
ARS	Air Reserve Station	LTC	Lieutenant Colonel
AS	Air Station	MAP	Municipal Airport
ASW	Anti-Submarine Warfare	MAP	Military Assistance Program
AUTEC	Atlantic Undersea Test and Evaluation Center	MARBKS	Marine Barracks
AVCRAD	Aviation Classification Repair Activity Depot	MARDIV	Marine Division
CA	California	MAW	Military Air Wing
CNIC	Commander Navy Installations Command	MC	Marine Corps
COE	Corps of Engineers	MCAGCC	Marine Corps Air Ground Combat Center
COMFLEACT	Commander Fleet Activities	MCAR	Military Construction Army Reserve
CS	Caretaker Status	MCAS	Marine Corps Air Station
CSM	Command Sergeant Major	MCB	Marine Corps Base
CSMS	Combined Support Maintenance Shop	MCLB	Marine Corps Logistics Base
CSO	Caretaker Site Office	MCRC	Marine Corps Reserve Center
CTA	Combined Training Area	MCSF	Marine Corps Support Facility
CW2	Chief Warrant Officer 2	MCSPTACT	Marine Corps Support Activity
CW4	Chief Warrant Officer 4	MD	Maryland

ACRONYMS

ACRONYM	DESCRIPTION	ACRONYM	DESCRIPTION
MG	Major General	OMS	Organizational Maintenance Shop
MHILL2	Maws Hill	OTS	Officer Training School
MN	Minnesota	POL	Petroleum, Oils and Lubricants
MSR	Missile Site Radar	PPV	Public Private Venture
MTA	Military Training Area	PR	Puerto Rico
MTA-L	Major Training Area	PRV	Plant Replacement Value
MTC	Materials Testing Center	PWC	Public Works Center
MTCH	Maneuver Training Center - Heavy	QM	Quartermaster
NARL	Navy Arctic Research Laboratory	RC	Reserve Center
NAS	Naval Air Station	RPCS	Real Property Classification System
NATO	North Atlantic Treaty Organization	RPI	Real Property Inventory
NAVACT	Naval Activity	RRC	Regional Readiness Command
NAVPMOSSP	Naval Program Management Office, Strategic Systems Programs	SDA	South Depot Annex
NAVPRO	Naval Plant Representative Office	SFG	Special Forces Group
NAVSUPPDET	Naval Support Detachment Monterey	SHAPE	Supreme Headquarters Allied Powers, Europe
NAWC-AD	Naval Air Warfare Center - Aircraft Division	SMR	State Military Reservation
NAWCADLKE	Naval Air Warfare Center Aircraft Division Lakehurst	SPAWARSYSCEN	Space and Naval Warfare Systems Center
NAWS	Naval Air Weapons Station	STARC	State Area Coordinators
NDEPT	Department of the Navy	STG	Storage
NEXRAD	Next Generation Radar	TA	Training Area
NF	Naval Facility	TAGO	Office of The Adjutant General
NG	National Guard	TARS	Tethered Aerostat Radar System
NGB	National Guard Base	TS	Training Site
NH	Naval Hospital	USAR	US Army Reserve
NMCRC	Navy-Marine Corps Reserve Center	USARC	US Army Reserve Center
NMIC	National Maritime Intelligence Center	USPFO	United States Property and Fiscal Office
NOLF	Navy Outlying Field	UTES	Unit Training Site
NOSC	Navy Operational Support Center	UTTR	Utah Test and Training Range
NOTU	Naval Ordnance Test Unit	VLF	Very Low Frequency
NS	Naval Station	VOR	Very High Frequency Omnidirectional Range Station
NSA	Navy Support Activity	WA	Washington
NSGA	Naval Security Group Activity		
NSWC	Naval Surface Warfare Center		
NSY	Naval Shipyard		
NTC	Naval Training Center		
NUWC	Naval Underwater Warfare Center		
NWIRP	Naval Weapons Industrial Reserve Plant		
NWS	Naval Weapons Station		
OLF	Outlying Landing Field		