



# State, Foreign Operations, and Related Programs: FY2010 Budget and Appropriations

**Susan B. Epstein**  
Specialist in Foreign Policy

**Kennon H. Nakamura**  
Analyst in Foreign Affairs

**Marian Leonardo Lawson**  
Analyst in Foreign Assistance

December 29, 2009

Congressional Research Service

7-5700

[www.crs.gov](http://www.crs.gov)

R40693

# Report Documentation Page

Form Approved  
OMB No. 0704-0188

Public reporting burden for the collection of information is estimated to average 1 hour per response, including the time for reviewing instructions, searching existing data sources, gathering and maintaining the data needed, and completing and reviewing the collection of information. Send comments regarding this burden estimate or any other aspect of this collection of information, including suggestions for reducing this burden, to Washington Headquarters Services, Directorate for Information Operations and Reports, 1215 Jefferson Davis Highway, Suite 1204, Arlington VA 22202-4302. Respondents should be aware that notwithstanding any other provision of law, no person shall be subject to a penalty for failing to comply with a collection of information if it does not display a currently valid OMB control number.

1. REPORT DATE <b>29 DEC 2009</b>		2. REPORT TYPE		3. DATES COVERED <b>00-00-2009 to 00-00-2009</b>	
4. TITLE AND SUBTITLE <b>State, Foreign Operations, and Related Programs: FY2010 Budget and Appropriations</b>				5a. CONTRACT NUMBER	
				5b. GRANT NUMBER	
				5c. PROGRAM ELEMENT NUMBER	
6. AUTHOR(S)				5d. PROJECT NUMBER	
				5e. TASK NUMBER	
				5f. WORK UNIT NUMBER	
7. PERFORMING ORGANIZATION NAME(S) AND ADDRESS(ES) <b>Congressional Research Service, Library of Congress, 101 Independence Ave., SE, Washington, DC, 20540-7500</b>				8. PERFORMING ORGANIZATION REPORT NUMBER	
9. SPONSORING/MONITORING AGENCY NAME(S) AND ADDRESS(ES)				10. SPONSOR/MONITOR'S ACRONYM(S)	
				11. SPONSOR/MONITOR'S REPORT NUMBER(S)	
12. DISTRIBUTION/AVAILABILITY STATEMENT <b>Approved for public release; distribution unlimited</b>					
13. SUPPLEMENTARY NOTES					
14. ABSTRACT					
15. SUBJECT TERMS					
16. SECURITY CLASSIFICATION OF:			17. LIMITATION OF ABSTRACT	18. NUMBER OF PAGES	19a. NAME OF RESPONSIBLE PERSON
a. REPORT <b>unclassified</b>	b. ABSTRACT <b>unclassified</b>	c. THIS PAGE <b>unclassified</b>			

## Summary

The annual State, Foreign Operations and Related Agencies appropriations bill is the primary legislative vehicle through which Congress reviews the U.S. international affairs budget and influences executive branch foreign policy making in general, as these activities have not been considered regularly by Congress through the authorization process. Funding for Foreign Operations and State Department/Broadcasting programs has been steadily rising since FY2002, after a period of decline in the 1980s and 1990s. Amounts approved for FY2004 in regular and supplemental bills reached an unprecedented level compared with the previous 40 years, largely due to Iraq reconstruction funding. Ongoing assistance to Iraq and Afghanistan, as well as large new global health programs, has kept the international affairs budget at historically high levels in recent years. The Obama Administration's FY2010 budget proposal indicates that this trend will continue.

On May 7, 2009, President Obama submitted a budget proposal for FY2010 that requests \$53.9 billion for the international affairs budget, a 2% increase over the enacted FY2009 funding level, including supplementals. Within that amount, \$52.2 billion is for programs and activities funded through the State-Foreign Operations appropriations bill. The Administration requested significant increases to support additional foreign service officers at USAID and the Department of State, the Millennium Challenge Corporation, food security and agricultural development, counter-terrorism and law enforcement activities, and meeting U.S. commitments to international organizations. Among programs and regions for which the Administration recommended reduced funding, compared with estimated FY2009 levels, are economic assistance to Iraq; aid to Europe, Eurasia, and Central Asia; international peacekeeping; and foreign military financing. These comparisons, however, are in relation to unusually high FY2009 total funding levels in some accounts, and do not necessarily reflect shifts in policy or priorities.

Key policy issues addressed in the Administration's request include enhancing the capacity of civilian diplomatic and development agencies, promoting U.S. leadership in multilateral development banks, and improving fiscal transparency by funding ongoing programs through the regular appropriations process rather than through supplemental appropriations. The proposal also seeks funding for at least two activities that have been rejected by Congress in the past—multilateral clean investment funds managed by the World Bank and the U.N. Population Fund (UNFPA).

This report analyzes the FY2010 request, recent-year funding trends, and congressional action for FY2010, which includes the July 9 House approval of H.R. 3081, the State-Foreign Operations Appropriations bill for FY2010, July 9 Senate Appropriations Committee passage of its bill (S. 1434), and passage of H.R. 3288, the Consolidated Appropriations Act, 2010, signed into law Dec. 16, 2009 (P.L. 111-117).

## Contents

Recent Developments.....	1
Congressional Action .....	2
House Action .....	2
Senate Action.....	2
State-Foreign Operations Overview.....	3
Background and Trends.....	4
FY2010 Budget Request Overview .....	6
Use of Supplemental Funding .....	6
FY2010 Budget Request: State Department and Related Agencies.....	7
State Department—Administration of Foreign Affairs .....	8
International Organizations and Conferences.....	11
International Commissions.....	12
Related State Department Appropriations .....	12
Broadcasting Board of Governors .....	12
FY2010 Budget Request: Foreign Operations.....	13
Top 10 U.S. Foreign Aid Recipient Countries .....	14
FY2010 Foreign Operations Account Details.....	15
New Initiatives.....	18
Regional Distribution.....	19
Iraq and Afghanistan Share of Total Aid Budget .....	20
Sector Distribution.....	21

## Figures

Figure 1. State-Foreign Operations Appropriations, FY2000-FY2010.....	4
Figure 2. Composition of the State-Foreign Operations Budget Request, FY2010.....	6
Figure 3. FY2010 State-Foreign Operations Request Compared to Various Measures of FY2009 Funding.....	7
Figure 4. State Department and Related Agencies Appropriations, FY2000-FY2010.....	8
Figure 5. Foreign Operations, FY2000-FY2010.....	14
Figure 6. Proposed Changes to Major Bilateral Assistance Accounts .....	18
Figure 7. Regional Distribution of Foreign Aid, FY2008-FY2010.....	20

## Tables

Table 1. Status of State-Foreign Operations Appropriations, FY2010.....	1
Table 2. State-Foreign Operations Appropriations, FY2000-FY2010 .....	3
Table 3. State Department and Related Agencies Appropriations, FY2000-FY2010 .....	8
Table 4. Foreign Operations Appropriations, FY2000-FY2010 .....	13
Table 5. Top 10 Recipients of U.S. Foreign Aid in FY2009, FY2010 Request .....	15

Table 6. Foreign Operations Appropriations for Iraq and Afghanistan, FY2002-FY2010.....	21
Table 7. Selected Sector Funding, FY2009 Request and FY2010 Request.....	21
Table C-1. State Department and Related Agencies Appropriations, FY2008-FY2010 .....	25
Table D-1. Foreign Operations Appropriations, FY2008-FY2010 .....	28
Table E-1. International Affairs (150) Budget Account, FY2008-FY2010 .....	32

## **Appendixes**

Appendix A. Structure of State-Foreign Operations Appropriations .....	23
Appendix B. Abbreviations .....	24
Appendix C. State Department and Related Agencies Appropriations .....	25
Appendix D. Foreign Operations Appropriations .....	28
Appendix E. International Affairs (150) Budget Account .....	32

## **Contacts**

Author Contact Information .....	33
Key Policy Staff.....	33

## Recent Developments

In early December the 111<sup>th</sup> Congress passed a consolidated budget bill (H.R. 3288) containing six appropriations, including Division F, The Department of State, Foreign Operations and Related Programs Appropriations Act, 2010. The President signed the budget measure into law (P.L. 111-117) on December 16, 2009. Funding for the Department of State, International Broadcasting, and related agencies totals \$16.1 billion; for Foreign Operations, the FY2010 total is \$32.8 billion. The foreign affairs grand total for FY2010 is \$48.9 billion. Tables in **Appendix C** and **Appendix D** of this report contain updated funding, by account. More details will be forthcoming in the next update of this report.

Earlier, a second continuing resolution attached to the Interior FY2010 Appropriations (H.R. 2996) was passed by both House and Senate and was signed into law (P.L. 111-88) on October 30, 2009, by the President. It continued funding for the State-Foreign Operations agencies and programs through December 18, 2009. A previous CR was passed within the Legislative Branch FY2010 appropriations bill (H.R. 2918/P.L. 111-68) providing funding through October 31, 2009.

On July 9, 2009, the House passed H.R. 3081 by a vote of 318 to 106. As passed, the bill provides \$49.0 billion for State Department and Foreign Operations funding for FY2010. On the same day, the Senate Full Appropriations Committee agreed to its State-Foreign Operations Appropriation bill (S. 1434) with a funding level just over \$48.8 billion.

On May 7, 2009, President Obama submitted a budget proposal for FY2010 that requests \$54.0 billion for mandatory and discretionary international affairs funding, a 2% increase over the total estimated FY2009 funding level of \$52.9 billion. (See **Appendix E**.) Excluding funds that are in other appropriations bills such as P.L. 480, which is in the agricultural appropriations, \$52.2 billion is for programs and activities funded through the State-Foreign Operations appropriations bill. This amounts to a 3% increase over all FY2009 enacted regular and supplemental appropriations for State-Foreign Operations accounts.

In related action, on June 24, 2009, President Obama signed into law P.L. 111-32, providing supplemental appropriations for FY2009, including \$9.7 billion for State-Foreign Operations accounts. Also, the House passed a Foreign Relations Authorization Act for FY2010 and FY2011, H.R. 2410, on June 10. The Congressional Budget Office estimates that implementing the bill, which would authorize funding for many of the State and related agency accounts in the State-Foreign Operations appropriation bill, would cost \$40.6 billion between FY2010–FY2014 if the specified and estimated amounts are appropriated.

**Table I. Status of State-Foreign Operations Appropriations, FY2010**

Subcommittee markup		Full Committee		Floor		Conference Agreement	Conf. Rept. passed		Public Law signed
House	Senate	House	Senate	House	Senate		House	Senate	
6/17		6/23	7/9	7/9		H.Rept. 111-366	12/10/09	12/13/09	12/16/09
		H.Rept. 111-187	S.Rept. 111-44			12/08/09			

## **Congressional Action**

### **House Action**

On June 9, the House Appropriations Committee reported on the 302(b) allocations, including \$48.8 billion for discretionary funding within the FY2010 State-Foreign Operations bill.<sup>1</sup> On June 17, the House State-Foreign Operations Appropriations Subcommittee marked up FY2010 funding legislation and reported it to the full committee without amendment. The House Appropriations Committee approved H.R. 3081 (H.Rept. 111-187), which recommended \$49.0 billion in State-Foreign Operations appropriations on June 23. The legislation was approved by the House on July 9 by a vote of 318-106.

The House approved the following amendments to H.R. 3081 before final passage on July 9:

- An amendment proposed by State-Foreign Operations Subcommittee Chairwoman Lowey would increase funding for sanitation, democracy programs, maternal health, oversight and implementation of the U.S.-Brazil Joint Action Plan to Eliminate Racial and Ethnic Discrimination, with offsets coming from the State and USAID Capital Investment Funds. The amendment would also restrict FMF funds to Sri Lanka and first class travel by employees of agencies funded by the bill.
- An amendment proposed by Representative Anthony Weiner would strike presidential waiver authority in regard to blocking aid to Saudi Arabia.
- An amendment proposed by Representative Mark Kirk would prohibit the use of funds for negotiating an agreement that conflicts with requirements imposed by Congress relating to U.S. participation in the International Monetary Fund and World Bank.

The House rejected amendments to reduce funding for the Peace Corps, diplomatic and consular programs, USAID, global health activities, multilateral assistance and exchange programs, as well as a proposal to increase funds for the National Endowment for Democracy.

### **Senate Action**

On June 22, the Senate Appropriations Committee reported its FY2010 302(b) allocations, including that of \$48.7 billion for discretionary spending within the State-Foreign Operations appropriation.<sup>2</sup> On July 9, the committee approved S. 1434, the Department of State, Foreign Operations, and Related Agency Appropriations Act, 2010. The Senate bill, which totals \$48.8 billion, provides \$104.6 million more than the House for the Department of State Operations, but \$264.8 million less than the House bill for Foreign Operations. The Senate bill includes \$25 million more than the House for each of the Capital Investment Fund and the Civilian

---

<sup>1</sup> "Allocation of Spending Authority to House Committee on Appropriations" presented in the Joint Explanatory Statement of the Committee of Conference on S.Con.Res. 13, the concurrent resolution on the budget for fiscal year 2010.

<sup>2</sup> CQ WEEKLY, June 22, 2009, p. 1453.

Stabilization Initiative, \$35 million more than the House for Educational and Cultural Exchanges, and \$251.9 million more for multilateral assistance. On the other hand, it provides \$245 million less than the House version for bilateral economic assistance and \$276.1 million less than the House bill for military aid.

## State-Foreign Operations Overview

The State-Foreign Operations appropriations bill funds most programs and activities within the international affairs budget, also known as Function 150, including foreign economic and military assistance, food assistance, contributions to international organizations and multilateral financial institutions, State Department and U.S. Agency for International Development (USAID) operations, public diplomacy, and international broadcasting programs. Nevertheless, the State-Foreign Operations bill does not align perfectly with the international affairs budget. Food aid, which is appropriated by the Agriculture Appropriations Subcommittees, and the International Trade Commission and Foreign Claims Settlement Commission, both funded through the Commerce-Science-Justice bills, are international affairs programs not funded through the State-Foreign Operations appropriations bill. Furthermore, a number of international commissions that are not part of the International Affairs 150 Function are funded through the State-Foreign Operations bill. A chart illustrating the organizational structure of the State-Foreign Operations appropriations bill is provided in **Appendix A**.

This report focuses only on accounts funded through the State-Foreign Operations appropriations bill, though provides appropriations figures for the entire international affairs (function 150) budget.

**Table 2** and **Figure 1** show State-Foreign Operations appropriations for the past decade in both current and constant dollars.

**Table 2. State-Foreign Operations Appropriations, FY2000-FY2010**

(in billions of current and 2010 constant dollars, including supplementals)

	FY00	FY01	FY02	FY03	FY04 <sup>a</sup>	FY05	FY06	FY07	FY08	FY09 est.	FY10 req.
Current \$	22.57	23.22	24.25	31.72	48.34	34.23	34.25	37.28	40.47	50.77	52.20
Constant 2010 \$	28.91	29.06	29.79	37.96	56.21	38.40	37.14	39.52	41.19	50.85	52.20

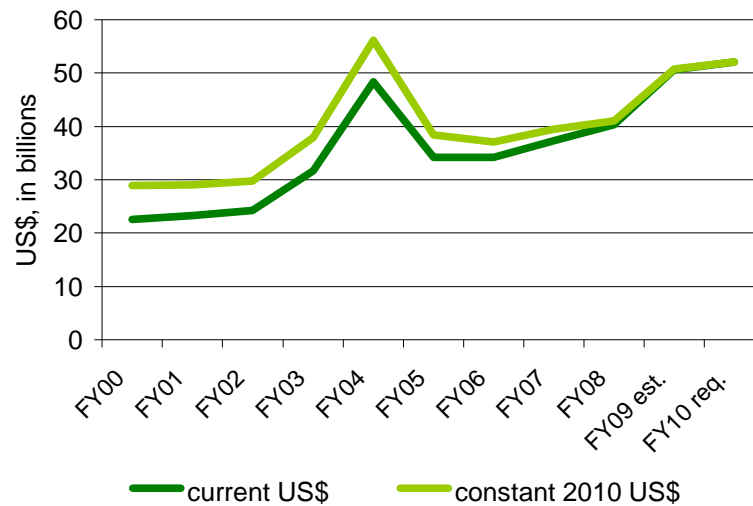
**Source:** Summary and Highlights, International Affairs Function 150, FY2010 and CRS calculations.

**Notes:** The FY2010 column reflects amounts requested by the Administration. Figures for FY2009 include all regular and supplemental appropriations.

- a. Appropriations for Iraq reconstruction peaked in FY2004.



**Figure I. State-Foreign Operations Appropriations, FY2000-FY2010**



**Source:** Summary and Highlights, International Affairs Function 150, FY2010 and CRS Calculations.

## Background and Trends

The rationale for foreign affairs programs has transitioned from a largely anti-communist orientation for more than 40 years following World War II to a more recent focus on national security and anti-terrorism in the post September 11, 2001, environment. During the Cold War, foreign aid and diplomatic programs also pursued a number of other U.S. policy interests, such as promoting economic development, advancing U.S. trade, expanding access to basic education and health care, promoting human rights, and protecting the environment. In the 1990s, other objectives included stopping nuclear weapons proliferation, establishing nuclear arms control regimes, curbing the production and trafficking of illegal drugs, expanding peace efforts in the Middle East, achieving regional stability, protecting religious freedom, and countering trafficking in persons.

A defining change in focus came following the September 11, 2001, terrorist attacks in the United States. Since then, U.S. foreign aid and diplomatic programs have taken on a more strategic sense of importance and have been frequently cast in terms of contributing to the war on terrorism. In 2002, President Bush released a National Security Strategy that for the first time established global development as the third pillar of U.S. national security, along with defense and diplomacy. Development was again underscored in the Administration’s re-statement of the National Security Strategy released on March 16, 2006.

Also in 2002, foreign assistance budget justifications began to highlight the war on terrorism as the top foreign aid priority, emphasizing amounts of U.S. assistance to 28 “front-line” states—countries that cooperate with the United States in the war on terrorism or face terrorist threats themselves.<sup>3</sup> During the Bush years, the Administration implemented several new aid initiatives.

<sup>3</sup> According to the State Department, these “front-line” states in 2002 included Afghanistan, Algeria, Armenia, Azerbaijan, Bangladesh, Colombia, Djibouti, Egypt, Ethiopia, Georgia, Hungary, India, Indonesia, Jordan, Kazakhstan, Kenya, Oman, Pakistan, Philippines, Poland, Russia, Saudi Arabia, Tajikistan, Tunisia, Turkey, Turkmenistan, (continued...)

Large reconstruction programs in Afghanistan and Iraq exemplified the emphasis on using foreign aid to combat terrorism. State Department efforts focused extensively on diplomatic security and finding new and more effective ways of presenting American views and culture through public diplomacy.

It appears that the Obama Administration will carry some Bush foreign aid initiatives forward. A transformational diplomacy initiative, announced in 2006, repositioned diplomats to global trouble spots, created regional public diplomacy centers, established small posts outside of foreign capitals, and trained diplomats in new skills. (See CRS Report RL34141, *Diplomacy for the 21<sup>st</sup> Century: Transformational Diplomacy*, by Kennon H. Nakamura and Susan B. Epstein, for background information.) At the same time, a new position was created at the State Department, a Deputy Secretary of State-level Director of Foreign Assistance (DFA), which was filled during the Bush Administration by the USAID Administrator. To date, the Obama Administration has not nominated a USAID Administrator and separate individuals are acting as DFA and USAID Administrator. The DFA created a new Strategic Framework for Foreign Assistance with the ultimate goal of promoting democracy and providing more coordination, coherence, transparency, and accountability for aid programs. The Obama Administration's first international affairs budget proposal continues to use this framework.<sup>4</sup>

Other Bush initiatives that the Obama Administration request continues address development and global health concerns. The Millennium Challenge Corporation (MCC) is an aid delivery concept, proposed by President Bush in 2002, authorized by Congress (Title VI, Division D of P.L. 108-199) and established in early 2004. It is intended to concentrate significantly higher amounts of U.S. resources in a few low- and low-middle income countries that have demonstrated a strong commitment to political, economic, and social reforms. President Bush initially promised \$5 billion annually by FY2006, although funds requested and appropriated have never reached this level. The Obama Administration requested \$1.43 billion for MCC in FY2010, which is 64% above estimated FY2009 appropriations, but the smallest request for MCC since its first year. (For more information, see CRS Report RL32427, *Millennium Challenge Corporation*, by Curt Tarnoff.)

Building on large Bush Administration investments in global health, particularly programs to combat HIV/AIDS,<sup>5</sup> the Obama Administration announced in May 2009 plans to dedicate \$63 billion to global health programs through FY2014, but the Administration's FY2010 budget proposal includes only slight increases to global HIV/AIDS and other international health programs.

Beyond these recently emerging foreign policy goals relating to terrorism and global health concerns, the Obama Administration's FY2010 request calls for even greater emphasis on food security, as well as new resources to address issues related to climate change. The House-passed FY2010 State-Foreign Operations bill expressed support for these priorities as well.

---

(...continued)

Uzbekistan, and Yemen.

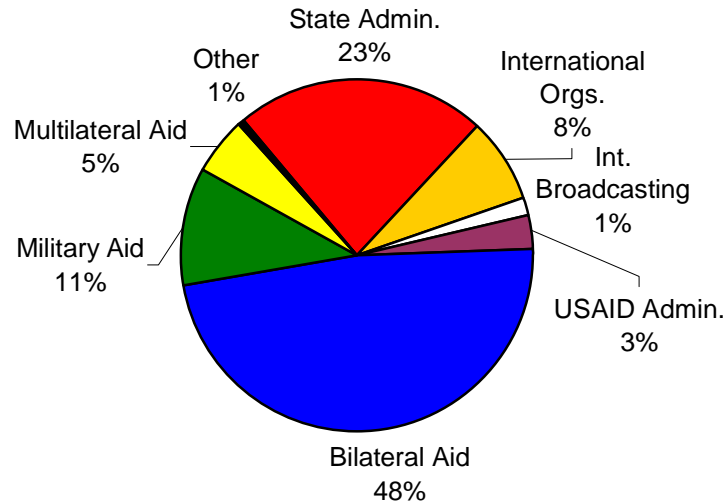
<sup>4</sup> For background, see CRS Report RL34243, *Foreign Aid Reform: Issues for Congress and Policy Options*, by Susan B. Epstein and Connie Veillette.

<sup>5</sup> For background on PEPFAR, the Bush Administration's main HIV/AIDS initiative, see CRS Report RL34192, *PEPFAR: Policy Issues from FY2004 through FY2008*, by Tiaji Salaam-Blyther.

## FY2010 Budget Request Overview

On May 7, 2009, the Obama Administration sent its FY2010 international affairs (Function 150 account) budget request to Congress. Of that request, a total of \$52.20 billion, or 97%, was for the Department of State, foreign operations, and related programs. This represents a 3% increase from estimated FY2009 funding, including supplemental funds, and 4.6% of the total discretionary budget authority proposed by the Administration for FY2010. **Figure 2** provides a percentage breakout by assistance type of the FY2010 budget request for State and foreign operations. Further details of the international affairs account are provided in **Appendix E**.

**Figure 2. Composition of the State-Foreign Operations Budget Request, FY2010**



**Source:** Fiscal Year 2010 Budget of the U.S. Government and CRS calculations.

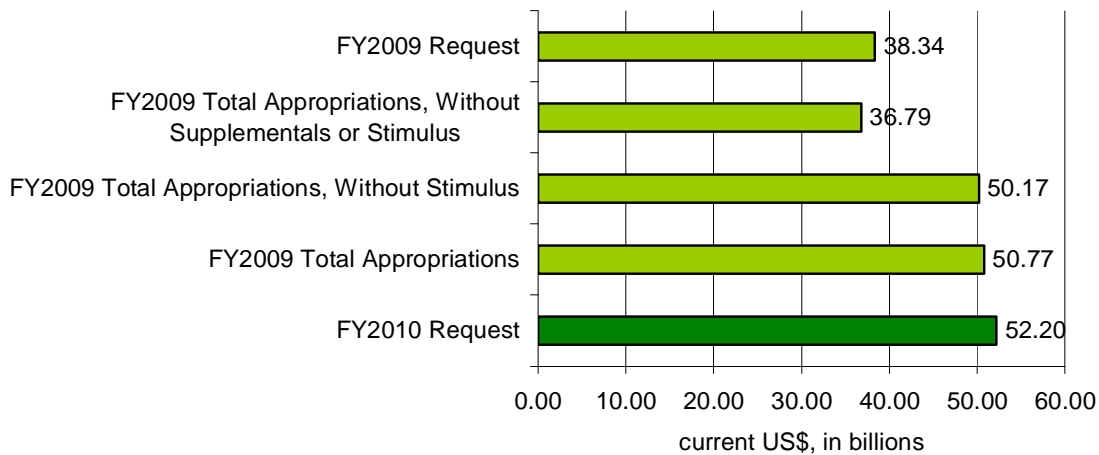
## Use of Supplemental Funding

Supplemental resources for State and Foreign Operations programs, which in FY2004 exceeded regular State and Foreign Operations funding, became a significant source of funds for U.S. international activities during the Bush Administration, especially for programs related to reconstruction efforts in Iraq and Afghanistan and strategic assistance to the Near East and South Central Asia. Before the Bush Administration, supplemental appropriations bills were typically used to provide additional funding to respond to unanticipated emergencies or natural disasters. Some have criticized the Bush Administration for relying too heavily on supplemental funds for predictable expenses, keeping funds off-budget and making year-to-year comparisons or future-year planning difficult.

The Obama Administration has pledged to discontinue the practice of requesting supplemental appropriations to fund ongoing activities, starting with the FY2010 request, and claims that all anticipated funding for FY2010 has been included in the request. As a result, the FY2010 request for State-Foreign Operations is 36% higher than the FY2009 request of \$38.34 billion, and 42% higher than the FY2009 base appropriations (excluding all supplementals), but only 3% higher than the total appropriated for State-Foreign Operations in FY2009 when supplemental appropriations are included. If funding for the 2009 stimulus bill is excluded from the FY2009

total, which some observers feel it should be because it presumably represents a one-time expense, the FY2010 request is 4% higher. **Figure 3** presents these various ways of comparing the FY2010 State-Foreign Operations budget request with FY2009 State-Foreign Operations appropriations.

**Figure 3. FY2010 State-Foreign Operations Request Compared to Various Measures of FY2009 Funding**



**Source:** State Department data; CRS calculations.

**Note:** These figures reflect the composition of the State-Foreign Operations appropriations bill, not the 150 budget account.

## FY2010 Budget Request: State Department and Related Agencies

The Administration's FY2010 budget request for the Department of State, international broadcasting, and related agencies is \$17.36 billion, representing a 6% increase over the FY2009 estimate of \$16.36 billion, including supplementals and the mandatory Foreign Service Retirement Fund. Related agencies funded in the State portion of the bill include the Broadcasting Board of Governors (BBG), U.S. assessed contributions to the United Nations (U.N.), U.S. contributions to International Organizations (CIO), and U.N. Peacekeeping (CIPA), and funding for several International Commissions. Also included are funding for The Asia Foundation, the National Endowment for Democracy, and several other independent, non-profit educational and exchange organizations, as well as resources for international commissions, and the U.S. Institute of Peace. (For a description of all the accounts within the State Department segment of the bill, see CRS Report R40482, *State, Foreign Operations Appropriations: A Guide to Component Accounts*, by Curt Tarnoff and Kennon H. Nakamura.)

The House passed H.R. 3081, which includes \$16.05 billion for the Department of State and related agencies, on July 9, 7% less than the Administration request. However, many account recommendations that fall short of the request reflect significant FY2009 supplemental funding that many consider a down payment on FY2010 priorities shared by Congress and the Administration. Also on July 9, the Senate Full Appropriations Committee reported its bill with \$16.15 billion for State operations.

Table 3 and Figure 4 show appropriations for the State Department and related agencies over the past decade in both current and constant dollars.

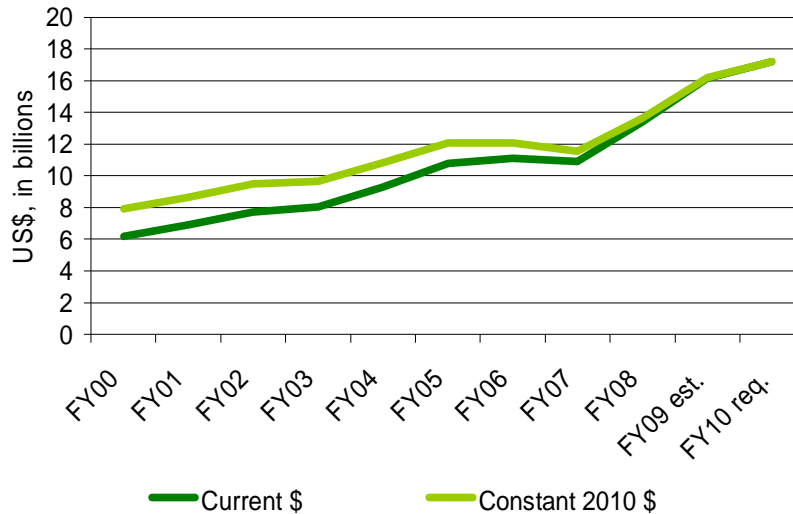
**Table 3. State Department and Related Agencies Appropriations, FY2000-FY2010**  
(discretionary budget authority in billions of current and 2010 constant dollars)

	FY00	FY01	FY02	FY03	FY04	FY05	FY06	FY07	FY08	FY09 est.	FY10 req.
Current \$	6.16	6.91	7.71	8.05	9.29	10.78	11.12	10.90	13.57	16.35	17.36
Constant 2010 \$	7.89	8.65	9.47	9.63	10.80	12.09	12.06	11.56	13.81	16.38	17.36

**Source:** The Department of State Congressional Budget Justifications, FY2001-FY2010 and CRS calculations.

**Notes:** Figures include regular and supplemental appropriations. Figures for FY2010 are requested amounts.

**Figure 4. State Department and Related Agencies Appropriations, FY2000-FY2010**



**Source:** The Department of State Congressional Budget Justifications, FY2001-FY2010 and CRS calculations.

### State Department—Administration of Foreign Affairs

The State Department’s mission is to advance and protect the worldwide interests of the United States and its citizens through the staffing of overseas missions, the conduct of U.S. foreign policy, the issuance of passports and visas, and other responsibilities. Currently, the State Department coordinates with the activities of more than 40 U.S. government agencies at over 260 diplomatic posts in over 180 countries around the world. The State Department employs approximately 30,000 people, about 60% of whom work abroad. The Administration of Foreign Affairs includes funds for salaries and expenses, educational and cultural exchanges, and embassy construction and security. For FY2010, the Administration is seeking \$12.23 billion, an increase of more than \$1.12 billion (+10%) over the enacted FY2009 level, with supplementals. The House bill sets funding at \$11.16 billion. The Senate committee-recommended level is \$11.23 billion. Highlights follow.

### ***Diplomatic and Consular Programs (D&CP)***

The D&CP account funds most salaries and benefits; overseas operations (e.g., motor vehicles, local guards, telecommunications, medical); activities associated with conducting foreign policy; passport and visa applications; regional and functional bureaus and their programs; public diplomacy programs; Offices of the Secretary of State, the Deputy Secretaries, and Under Secretaries; and post assignment travel. Beginning in FY2000, the State Department's Diplomatic and Consular Program account included State's salaries and expenses, as well as the technology and information functions of the former U.S. Information Agency (USIA) and the functions of the former Arms Control and Disarmament Agency (ACDA).

The Administration is requesting \$8.96 billion for D&CP's FY2010 budget, \$1.81 billion more than the FY2009 enacted total of \$7.15 billion, including supplementals. The D&CP account includes an increase in personnel of 1,181 positions above attrition with about 750 of these new positions reserved for the Foreign Service. The increase reflects the Obama Administration's intention to significantly expand U.S. diplomatic capacity. Within the FY2010 D&CP request, public diplomacy would receive \$506.3 million and \$1.65 billion is designated for worldwide security protection (for increased security personnel, maintenance, and ongoing salaries). These amounts represent 23.4% and 25% increases, respectively, above the FY2009 estimates of \$410.4 million and of \$1.31 billion.

The House-passed bill provides \$8.23 billion for D&CP, including \$1.58 billion for worldwide security protection, \$520 million for public diplomacy, and \$542 million to support 1,030 new positions for diplomatic and development personnel. The House report identifies the rebuilding of diplomatic and development capacity as one of four committee priorities for FY2010.

The Senate committee reported a similar D&CP level of \$8.23 billion.

### ***Embassy Security, Construction and Maintenance (ESCM)***

This account supports the maintenance, rehabilitation, and replacement of facilities to provide appropriate, safe, secure and functional facilities for U.S. diplomatic missions abroad. Average annual funding for this account has increased significantly since the embassy bombings in Africa in August 1998, after which Congress established a new subaccount referred to as Worldwide Security Upgrades. This subaccount funds the bricks and mortar type of security needs overseas.

For FY2010, the Administration seeks \$876.9 million for ongoing ESCM operations and \$938.2 million for worldwide security upgrades, the later of which is planned to support new facilities in Kabul, Afghanistan; Peshawar and Islamabad, Pakistan; Sanaa, Yemen; and Dakar, Senegal. The total request for the ESCM account is \$1.82 billion, representing a 32% decrease over the FY2009 estimated level of \$2.7 billion. This change reflects anticipated completion of Embassy Baghdad in FY2009.

Both the House-passed bill and the Senate-reported bill provide \$1.724 billion for ESCM, noting that the \$91 million difference between their recommendation and the President's is made up for in FY2009 supplemental funds provided to accelerate completion of secure housing for diplomatic and development personnel in Pakistan.

### ***Civilian Stabilization Initiative***

The Civilian Stabilization Initiative was established in 2004 to improve the ability of U.S. civilian agencies to promote stability in post-conflict situations internationally. An Office of the Coordinator of Reconstruction and Stabilization was created at the State Department (S/CRS) to monitor, plan for, and coordinate interagency responses to such situations, and to develop mechanisms and capabilities necessary to carry out such operations. As part of its mandate, S/CRS is charged with establishing a Civilian Response Corps (CRC) of trained federal civilian employees, as well as non-governmental civilian personnel with expertise in various sectors, who can be rapidly deployed to post-conflict environments when a “surge” of personnel is warranted. Congress provided \$65 million for S/CRS and related USAID activities, including the establishment and implementation of civilian response capabilities, in the Supplemental Appropriations Act, 2008 (P.L. 110-252). Congress provided another \$75 million in FY2009 appropriations in the Omnibus Appropriations Act, 2009 (P.L. 111-8), with \$30 million of that amount appropriated for USAID and \$45 million for the Department of State. The CRC was formally launched in July 2008.

The Obama Administration’s FY2010 request includes \$323 million for the Civilian Stabilization Initiative, representing a 331% increase over the \$75 million appropriated for this account in FY2009. All of the funding requested for CSI was within the State Department Administration of Foreign Affairs section of the request. The Administration says that the increased funding will support the recruitment, development, and training of both the active and standby components of the CRC, as well as operating expenses and 10 new staff positions for S/CRS.

H.R. 3081 provides \$125 million for CSI under the State Department, and an additional \$30 million under USAID. S. 1434 as reported out of committee provides \$150 million for CSI.

### ***Educational and Cultural Exchanges***

This account funds programs authorized by the Mutual Educational and Cultural Exchange Act of 1961, such as the Fulbright Academic Exchange Program, as well as leadership programs for foreign leaders and professionals. Government exchange programs came under close scrutiny in past years for being excessive in number and duplicative. After the September 11 attacks, the Department of State began to emphasize public diplomacy activities in Arab and Muslim populations. The Obama Administration is requesting \$633 million for exchanges in FY2010. This represents an 18% increase over the FY2009 estimate. The additional funds would expand English language and alumni programs and support 29 new staff positions to improve management of expanding programs.

The House-passed bill includes \$600 million for educational and cultural exchanges. The Senate Appropriations Committee recommends \$635.2 million for exchanges.

### ***The Capital Investment Fund (CIF)***

CIF was established by the Foreign Relations Authorization Act of FY1994/95 (P.L. 103-236) to provide for purchasing information technology and capital equipment that would ensure the efficient management, coordination, operation, and utilization of State’s resources.

The FY2010 budget request includes \$160 million for CIF, which is 56% lower than the FY2009 estimate of \$361 million, including Recovery Act funding of \$290.0 million. The House bill provides \$134.7 million for this account, while the Senate Appropriations Committee reported out a bill that includes \$160 million.

## **International Organizations and Conferences**

In recent years, U.S. contributions to the United Nations and its affiliated agencies (Contributions to International Organizations—CIO) and peacekeeping activities (Contributions to International Peacekeeping Account—CIPA) have been affected by a number of issues. These have included the withholding of funds related to international family planning policies; issues related to implementation of the Iraq Oil for Food Program, and the findings and recommendations of the Volcker Committee Inquiry into that program; alleged and actual findings of sexual exploitation and abuse by personnel in U.N. peacekeeping operations in the field and other misconduct by U.N. officials at U.N. headquarters in New York and at other U.N. headquarters venues; and efforts to develop, agree to, and bring about meaningful and comprehensive reform of the United Nations organization, in most of its aspects.

### ***Contributions to International Organizations (CIO)***

CIO provides funds to pay the assessed U.S. membership dues (as distinguished from the voluntary contributions to international organizations made through the Foreign Operations account) in numerous international organizations and for multilateral foreign policy activities. Maintaining a membership in international organizations, the Administration argues, benefits the United States by advancing U.S. interests and principles while sharing the costs with other countries. Payments to the United Nations and its affiliated agencies, the Inter-American Organization, as well as other regional and international organizations, are included in this account to meet assessed contribution levels. The President's FY2010 request totals \$1.80 billion for this account, representing a 12% increase over the estimated FY2009 level of \$1.60 billion, including supplementals. Within the request is \$175 million in "synchronization" payments to get the United States up to date on payments to international organizations, and \$50 million for the U.N. Population Fund, for which no funding was requested during the previous administration.

Both H.R. 3081 and S. 1434 provide \$1.7 billion for CIO, with \$100 million less than the Administration requested for synchronization payments.

### ***Contributions to International Peacekeeping Activities (CIPA)***

The United States supports multilateral peacekeeping efforts around the world through payment of its share of the U.N. assessed peacekeeping budget. The President's FY2010 request of \$2.26 billion is intended to pay the full U.S. assessed share of U.N. peacekeeping mission expenses. The request represents a 5% decline from the FY2009 estimate of \$2.39 billion, which includes more than \$870 million in supplemental appropriations.

Both House and Senate bills contain \$2.13 billion for CIPA, or 6% less than the Administration request.



## **International Commissions**

The International Commissions account (in the State Department budget, but not a part of the 150 account) includes the U.S.-Mexico Boundary and Water Commission, U.S. and Mexico, the American Sections Commission, and the International Fisheries Commission. The President requested \$132.5 million for these. The House and Senate bills provide \$137.5 million and \$137.9 million, respectively, for these commissions.

Other commissions include the Commission for the Preservation of America's Heritage Abroad, the Commission on International Religious Freedom, the Commission on Security & Cooperation in Europe, the Congressional-Executive Commission on the People's Republic of China, and the United States-China Economic Security and Review Commission. The FY2010 request of \$13.0 million represents a slight decline of under 2% as compared with the FY2009 total of \$13.2 million. Both the House and Senate bills fund these at \$13.0 million.

## **Related State Department Appropriations**

Several private, non-profit organizations receive U.S. funding through State Department appropriations. The FY2010 request for The Asia Foundation, which supports efforts to strengthen democratic processes and open markets in Asia, is \$16.23 million, a 1% increase over the FY2009 estimate. The International Center for Middle Eastern-Western Dialogue Trust Fund, established in FY2004 by P.L. 108-199, would be authorized in FY2010 to disburse \$875,000 (compared with \$876,000 in FY2009) of interest and earnings from the Trust Fund to be used for programming activities and conferences. The National Endowment for Democracy would receive a 13% budget cut, from \$115 million in FY2009 to \$100 million requested for FY2010, to carry out programs to strengthen democratic institutions throughout the world. The East-West Center, established in 1960 by Congress to promote understanding and cooperation among the governments and peoples of the Asia/Pacific region and the United States, would receive \$11.7 million under the Administration's budget, a decrease of 44% from the FY2009 funding estimate of \$21 million. Additionally, the Administration is requesting \$49.2 million for the U.S. Institute of Peace, established in 1984 by P.L. 98-525 to promote international peace through activities such as educational programs, conferences and workshops, professional training, applied research, and dialogue facilitation in the United States and abroad. This request represents a \$18.2 million (59%) increase from the FY2009 estimate of \$31.0 million.

The House and Senate bills match the Administration request with two exceptions: the House includes no funding for the East-West Center, while the Senate bill provides \$24.0 million for it, and both bills recommend \$19 million (\$2.77 million more than requested) for The Asia Foundation.

## **Broadcasting Board of Governors**

The Administration's FY2010 funding request for the BBG, which broadcasts to the world through radio, television, the Internet, and other media in 60 languages, is \$745.5 million, or \$30.0 million (4%) above the FY2009 level of \$715.5 million. The BBG budget is composed of two elements: the International Broadcasting Operations and Broadcasting Capital Improvements. The FY2010 request for the International Broadcasting Operations portion, which provides funding for the Voice of America, Radio Free Asia, and the Middle East Broadcasting network, among other broadcast services, is \$732.2 million. This is \$28 million above the FY2009 estimate

of \$704.2 million, or an increase of about 4%. The FY2010 request for Broadcasting Capital Improvements, at \$13.3 million, is 17% higher than the FY2009 estimate of \$11.3 million.

In prior years, the BBG has separated out funding for broadcasts to Cuba. The Administration's FY2010 proposal does not include a separate line item for Cuba, but includes \$32.5 million in funding for the Office of Cuba Broadcasting within the International Broadcasting Operations account.

The House bill virtually matches the Administration's request, while the Senate reported bill sets the broadcasting funding level \$16.1 million below request.

## **FY2010 Budget Request: Foreign Operations**

The Foreign Operations budget comprises the majority of U.S. foreign assistance programs, both bilateral and multilateral. (See **Appendix D** for Foreign Operations accounts and funding levels.) The annual State-Foreign Operations Appropriations bill funds all U.S. bilateral development assistance programs, with the exception of food assistance appropriated through the Agriculture Appropriations bill (for which \$2.42 billion was appropriated in FY2009 and \$1.89 billion is requested for FY2010). These funds are managed primarily by USAID and the State Department, together with several smaller independent foreign aid agencies such as the Millennium Challenge Corporation, the Peace Corps, and the Inter-American and African Development Foundations. The legislation also supports U.S. contributions to major multilateral financial institutions, such as the World Bank and United Nations entities, and includes funds for the Export-Import Bank, whose activities are regarded more as trade promotion than foreign aid. On occasion, the bill replenishes U.S. financial commitments to international financial institutions, such as the World Bank and the International Monetary Fund. (For a description of all the accounts within the Foreign Operations section of the bill, see CRS Report R40482, *State, Foreign Operations Appropriations: A Guide to Component Accounts*, by Curt Tarnoff and Kennon H. Nakamura.)

The foreign operations budget request for FY2010 totals \$34.85 billion in foreign assistance programs, representing a 1% increase from the estimated FY2009 level of \$34.42 billion. **Table 4** and **Figure 5** provide funding levels, including supplemental appropriations and rescissions, for foreign operations since FY2000 in both current and constant dollars. Between FY2000 and FY2009, foreign aid funding increased 112% in current dollars, and by 66% in constant dollars.

**Table 4. Foreign Operations Appropriations, FY2000-FY2010**

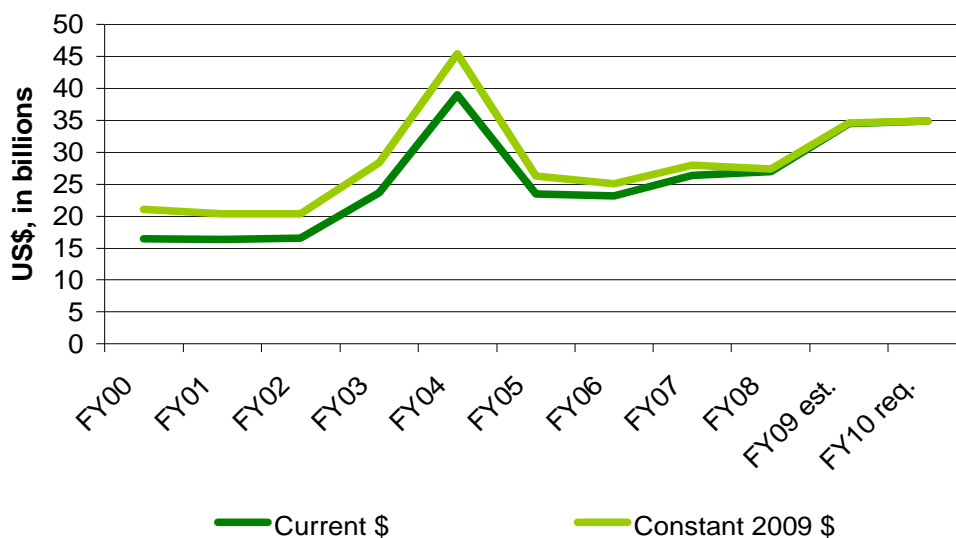
(discretionary budget authority in billions of current and constant dollars)

	<b>FY00</b>	<b>FY01</b>	<b>FY02</b>	<b>FY03</b>	<b>FY04</b>	<b>FY05</b>	<b>FY06</b>	<b>FY07</b>	<b>FY08</b>	<b>FY09 est.</b>	<b>FY10 req.</b>
Current \$	16.41	16.31	16.54	23.67	39.05	23.45	23.13	26.38	26.89	34.42	34.85
Constant 2010 \$	21.02	20.41	20.32	28.32	45.41	26.30	25.08	27.97	27.37	34.48	34.85

**Source:** The Foreign Operations Congressional Budget Justification, FY2001-FY2010 and CRS calculations.

**Notes:** Figures for FY2010 are requested amounts. Figures for FY2009 include all supplementals.

**Figure 5. Foreign Operations, FY2000-FY2010**



**Source:** The Foreign Operations Congressional Budget Justification, FY2001-FY2010, and CRS calculations.

H.R. 3081 provides \$32.96 billion for Foreign Operations for FY2010, which is 5% less than the Administration’s request. The Senate committee-reported bill provides \$32.69 billion.

### Top 10 U.S. Foreign Aid Recipient Countries

Prior to the wars in Iraq and Afghanistan, Israel and Egypt typically received the largest amounts of U.S. foreign aid every year since the Camp David Peace Accords in 1978. The reconstruction efforts in Iraq and Afghanistan moved those countries into the top five, though assistance to Iraq has declined sharply in the past couple of years, with the FY2010 request of \$500 million falling just outside of the top 10. West Bank & Gaza funding also fell just outside of the top 10 in the FY2010 request, with the recommended \$503 million representing a 45% reduction from the FY2009 estimate of \$910 million. South Africa, a recipient of significant HIV/AIDS assistance, and Colombia, a recipient of significant counter-narcotics assistance, emerge among the top 10 recipients in the FY2010 request, though the requested funding does not represent a significant increase. The \$548 million requested for South Africa is just over the \$541 million estimated for FY2009, and the \$513 million requested for Colombia is lower than the FY2009 estimate of \$542 million. See **Table 5** for top U.S. aid recipients in FY2009 and the FY2010 request.

**Table 5. Top 10 Recipients of U.S. Foreign Aid in FY2009, FY2010 Request**  
(in millions of current \$)

FY2009 Est.		FY2010 request	
Country	Estimated Allocation	Country	Requested Allocation
Israel	3,105	Afghanistan	2,777
Afghanistan	2,676	Israel	2,775
Pakistan	2,119	Pakistan	1,582
Egypt	1,866	Egypt	1,555
Jordan	1,022	Jordan	693
West Bank & Gaza	910	Kenya	659
Kenya	702	Nigeria	561
Mexico	673	South Africa	548
Iraq	588	Ethiopia	546
Ethiopia	575	Colombia	513

**Note:** FY2009 figures are preliminary estimates from the F Bureau that include all supplementals.

### **FY2010 Foreign Operations Account Details**

When the Obama Administration submitted its FY2010 foreign operations budget proposal in May 2009, it calculated that the request was nearly a 9% increase over FY2009 funding, including the supplemental request of \$4.5 billion then pending before Congress for foreign operations accounts. However, the supplemental bill (H.R. 2346/H.Rept. 111-151) that was signed by the President on June 24, 2009 (P.L. 111-32) included \$7.04 billion for foreign operations, reducing the increase between enacted FY2009 appropriations and the FY2010 request for foreign operations to 1%. Because Congress approved FY2009 base and supplemental appropriations after the Obama administration took office in January 2009, and a significant portion was enacted after the FY2010 budget proposal was released, it may be difficult to detect shifting policies and priorities by comparing the FY2009 appropriations to the FY2010 request.

The FY2010 Congressional Budget Justification highlights a proposed increase in economic assistance to thwart a resurgence of the Taliban in Afghanistan and Pakistan by promoting economic development and enhancing counternarcotics activities. However, so much supplemental funding has been appropriated for Afghanistan and Pakistan in FY2009 that the FY2010 economic assistance (excluding military aid) request for these countries, at \$2.78 billion and \$1.28 billion, respectively, represents only a 4% and 15% increase, respectively. Compared with FY2008 appropriations, however, the FY2010 request is a 32% increase for Afghanistan and a 189% increase for Pakistan. The House bill provides \$2.54 billion for Afghanistan and \$1.46 billion for Pakistan under the ESF, INCLE, and FMF accounts, but does not specify a portion of NADR, GHCS, or other funds for either country, which the Administration's request includes.

The Administration also proposes in its FY2010 budget request to meet financial commitments to multilateral development banks, the United Nations, and other international multilateral organizations with a request for \$2.70 billion, a 46% increase over the total FY2009-enacted level. The Administration's stated goal for this funding is to enhance the United State's leadership role within these forums and address food insecurity through a \$12 million (67%) increase in

funding to the International Fund for Agricultural Development. A new request for \$600 million for international clean technology and strategic climate funds at the World Bank is, according to the Administration, intended to demonstrate a U.S. commitment to addressing problems related to climate change.

The House recommendation of \$2.35 billion for multilateral assistance largely follows the request, though it included less than half the funds requested (\$225 million) for the clean technology and strategic climate funds, and an additional \$38.5 million for international organizations and programs. Among these, the House recommended increases for the UN Children's Fund, the UN Development Program, the UN Population Fund, the UN High Commissioner on Human Rights, the UN Women's Fund, and the UNIFEM Trust Fund, while recommending less than the request for the UN Democracy Fund. The Senate Appropriations Committee-reported bill provides \$257.9 million more for multilateral assistance than the House-passed bill, including \$400 million for the International Clean technology Fund.

Other foreign operations accounts that would see significant changes from the total FY2009 levels in the FY2010 budget proposal or House recommendation include the following:

**USAID operating expense and capital investment accounts**, which would fund the Administration's proposal to create an additional 350 Foreign Service Officer positions at USAID, would increase by 36% and 74%, respectively, under the request. A floor amendment reduced the Capitol Investment Fund from \$213 million to \$185 million. H.R. 3081, as passed, provides \$1.39 billion, a 31% increase for operating expenses over the FY2009 total.

**Development Assistance**, from which additional funding would support the Administration's agricultural development and food security priorities, would increase by 37% over the FY2009 funding level under the Administration request, by 25% under the House-passed bill, and by 28% in the Senate-reported bill.

**Emergency Refugee & Migration Assistance** would increase by 88% under the Administration request, as well as the House and Senate plans, in order to reduce reliance on supplemental appropriations.

**International Disaster Assistance** would receive a 7% increase over the FY2009 funding level under the Administration request to address emergency food security and certain new responsibilities taken over from the Federal Emergency Management Agency. The House bill provides a 1% increase and the Senate bill provides a 4% increase.

**The Millennium Challenge Corporation** would receive an increase of more than 60% over FY2009 levels under both the Administration request and the House-passed bill. The Senate bill, however, provides a 9% increase.

**Treasury Department's Debt Restructuring Activities** would get an 84% increase over the FY2009 funding level under the Administration request, to meet U.S. commitments related to the enhanced Heavily Indebted Poor Countries (HIPC) initiative. The House and Senate bills both provide \$60 million, the same as the FY2009 level.

**International Military Education and Training** would increase 19% under both the Administration and House proposals. The Senate bill provides \$5 million less than requested, but still more than the FY2009 funding level for this account.

**Non-Proliferation, Anti-Terrorism and Demining** would increase by 21% under the Administration request and the Senate bill, to fund a portion of the new Shared Security Partnership Initiative (discussed below under “New Initiatives”), while the House bill provides a 14% increase.

**International Narcotics Control and Law Enforcement** would grow by 25% under the Administration request, to incorporate activities previously funded through the Andean Counterdrug Initiative account, combat opium production and trafficking in Afghanistan, fund Merida Initiative programs in Mexico and Central America, and expand civilian law enforcement support to Pakistan. The House bill is 16% below the request, but 4% above the FY2009 total, and the Senate-reported bill is 22% below the request and 2% below FY2009 funding level.

The **Transition Initiatives** (TI) account would receive a 152% increase over the FY2009 estimated appropriation under the Administration request. However, the request is 22% above actual FY2009 funding for TI, which, since FY2003, has routinely received at least half its funds through transfers from other accounts. The House bill provides a 100% increase over the FY2009 level, while the Senate Committee recommends a 30% increase.

Only a few accounts would receive less than their estimated FY2009 appropriation under the Administration’s FY2010 request.

**The Economic Support Fund**, assistance to countries of strategic importance to the United States, as requested by the Administration, would decrease by 9% from the FY2009 total, largely because of FY2009 supplemental funds for this account. Both the House and Senate bills provide \$6.37 billion for this account, \$134 million less than the Administration requested.

**Assistance for Europe, Eurasia and Central Asia** would decline by 17% under the Administration request and 22% under the House level, due to the large FY2009 supplemental funding for Georgia. The Senate committee recommends a 19% decline for this account.

While **Emergency Refugee and Migration Assistance** would increase by 88%, regular **Migration and Refugee Assistance** funds would be cut by 11% under both the Administration and House proposals. The Senate bill recommends nearly \$7 million more than the FY2009 level.

**International Peacekeeping** contributions would be reduced by 44% under the request, and 37% under the House and Senate plans, due largely to FY2009 levels inflated by large supplemental allocations for Somalia and the Democratic Republic of Congo.

**Foreign Military Financing** would decrease by 15% under the request, reflecting large FY2009 supplemental FMF appropriations for Mexico, Egypt and Jordan. The House-passed a 32% cut from FY2009 (almost \$2 billion), noting that Congress “forward funded” a portion of the FMF request for Egypt, Israel and Jordan in the FY2009 supplemental. The Senate Committee recommends cutting \$2.2 billion from this account in FY2010.

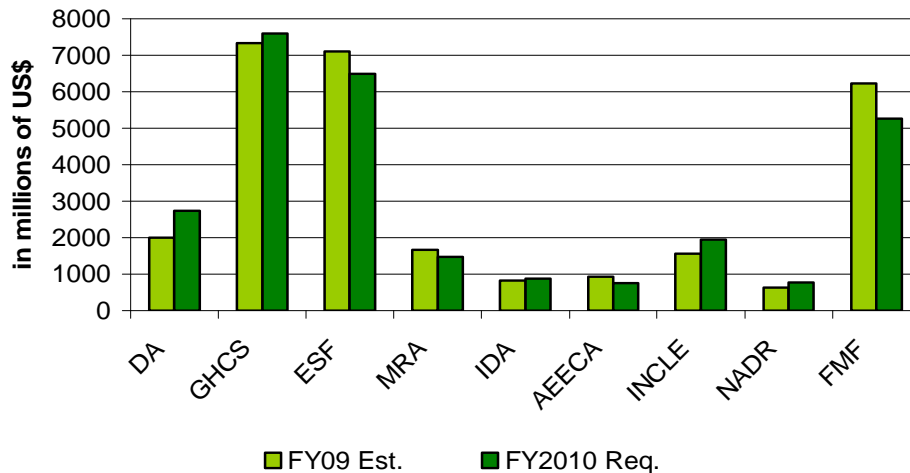
**Democracy Fund** and **Fund for Ireland** would receive increases (3% and 20%, respectively) in the House bill over FY2009 levels, while neither account was included in the Administration request. The Senate Appropriations Committee contains 3% for the Democracy Fund and no funding for the Fund for Ireland.

**Export-Import Bank** assistance was limited by a managers amendment to the House bill, first proposed by Representative Mark Kirk, which would restrict funds to countries having detonated

a nuclear device in violation of the Treaty on the Non-Proliferation of Nuclear Weapons. The provision addresses concerns that current law does not prevent the Export-Import Bank from providing credit, insurance, or guarantees assistance to companies that contribute significantly to Iran’s petroleum industry.

**Figure 6** shows proposed changes to the largest bilateral assistance accounts. (See for FY2008 totals, FY2009 estimates, and the FY2010 request by account.)

**Figure 6. Proposed Changes to Major Bilateral Assistance Accounts**



**Source:** FY2010 International Affairs Congressional Budget Justification; CRS calculations.

**Notes:** DA = Development Assistance; GHCS = Global Health and Child Survival; ESF = Economic Support Fund; MRA = Migration and Refugee Assistance; IDA = International Disaster Assistance; AEECA = Assistance for Europe, Eurasia and Central Asia (prior to FY2009 this was two separate accounts - the Freedom Support Act (FSA) account and the Support for Eastern European Democracy (SEED) account); INCLE = International Narcotics Control and Law Enforcement; and NADR = Nonproliferation, Anti-terrorism and Demining; FMF= Foreign Military Financing.

## New Initiatives

The Administration’s budget request calls for a new **Shared Security Partnership**, funded through the INCLE, NADR, PKO, and FMF accounts, to develop strategic partnerships aimed at confronting common threats. The House bill expresses support for this initiative, which would expand on the Trans-Sahara Counterterrorism Partnership and the East Africa Regional Strategic initiative program to develop and support Regional Strategic Initiatives designed to improve coordination and cooperation on global terrorism and crime issues.

Shortly before the May 7, 2009, release of the Administration’s FY2010 budget request, President Obama announced a six-year, \$63 billion **Global Health Initiative**. Of this amount, \$51 billion would support ongoing HIV/AIDS, tuberculosis, and malaria programs, and \$12 billion would address other health needs, including post-natal and child health. Administration officials have stated that the intention of the initiative is to move beyond the HIV-specific focus of the Bush Administration’s PEPFAR initiative and towards a more comprehensive and integrated approach to global health. This strategy has been applauded by many global health advocates, but others have expressed concern that the funding request does not match the rhetoric. The budget request

does not show dramatic changes in total global health funding for FY2010 (the FY2010 request for Global Health and Child Survival is a 3% increase over the FY2009 total, including supplementals), prompting some critics to claim that global health programs will be asked to take on broader responsibilities without additional resources. However, the request does include sizable budget increases for relatively small programs to address neglected tropical diseases, avian influenza, and infectious disease surveillance. The House funding for the Global Health and Child Survival account is \$7.78 billion, or 2% more than the Administration's request.

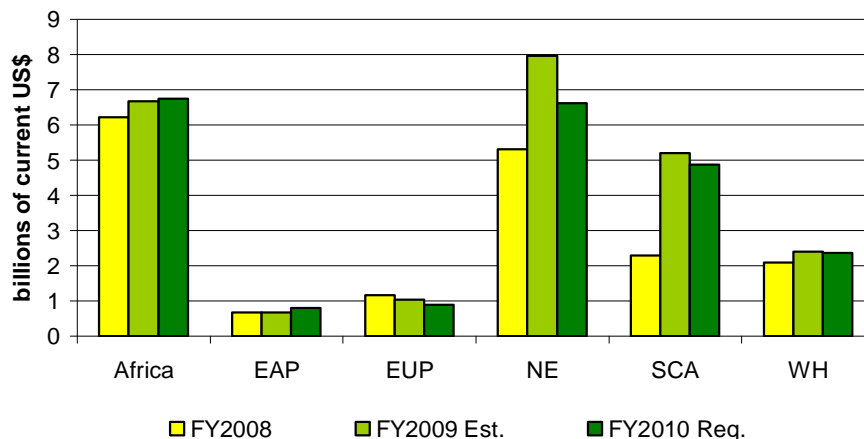
**Emergency Crises Fund**, established as a new account by the Senate bill (S. 1434), would enable the Secretary of State, in consultation with the USAID Administrator, to respond to certain unforeseen crises. The committee notes that the department of State is establishing crisis prevention and response capabilities to assume much of the functions currently funded under Department of Defense's (DOD) Section 1207, P.L. 109-163. The Senate committee recommends \$100 million for FY2010.

### **Regional Distribution**

As shown in **Figure 7**, under the FY2010 proposal, Africa would be the region receiving the most U.S. foreign assistance, with a 1% increase over the FY2009 total, including supplementals, of \$6.67 billion bringing the request to \$6.74 billion. Funding for Africa would continue to be heavily focused on HIV/AIDS and other health programs, while expanding activities related to agriculture, governance, education, and economic growth. South and Central Asia would continue to see high aid levels, though the FY2010 proposal of \$4.87 billion is a 6% decrease from the total FY2009 estimate of \$5.20 billion. The FY2009 figure was bolstered by \$1.30 billion appropriated by Congress (\$678 million beyond the Administration's request) in supplemental funds for counterinsurgency support to Pakistan. The Western Hemisphere would remain fairly steady, with the \$2.41 billion FY2009 total, including \$420 million in supplemental FMF and INCLE funds for Mexico, 2% higher than the \$2.37 billion request for FY2010. East Asia & Pacific would receive a 17% increase over the FY2009 estimate of \$690 million, which did not include funds requested by the Administration for North Korea, with priority given to ongoing support for Indonesia, increasing assistance to Burma, and funds available for negotiating the dismantlement of North Korea's nuclear program. The Near East would also receive a 17% reduction from the FY2009 total of \$7.96 billion, in part because of large increases to Israel, Egypt, and Jordan included in the FY2009 supplemental. Under the FY2010 proposal, most funds would go to Iraq, West Bank and Gaza, and for the Trans Sahara Counter-Terrorism Partnership. Cuts to Europe and Eurasia would also be substantial, at -14%, reflecting more pressing needs elsewhere.



**Figure 7. Regional Distribution of Foreign Aid, FY2008-FY2010**



**Source:** Foreign Operations Congressional Budget Justification, FY2010.

**Note:** FY2010 figures represent the Administrations request. EAP=East Asia and Pacific; EUR=Europe and Eurasia; NE=Near East; SCA=South and Central Asia; WH=Western Hemisphere.

### Iraq and Afghanistan Share of Total Aid Budget

Including both base budgets and supplemental appropriations, the share of U.S. bilateral foreign assistance going to Iraq and Afghanistan has increased sharply since FY2002. Foreign aid to Afghanistan has increased significantly, though inconsistently, since the U.S. invasion of Afghanistan in 2001, and the FY2010 request for Afghanistan—\$2.78 billion—would provide the highest funding to date for that country. For Iraq, assistance consisted of small sums to support Iraqi opposition groups in the early 2000s, but picked up precipitously in FY2004 to more than \$17 billion, before dropping sharply back in recent years. The FY2010 request for Iraq is \$500 million, down 15% from the FY2009 estimate. The portion of the foreign operations budget allocated to Iraq and Afghanistan has hovered just under 10% in the past few years after reaching 50% in FY2004, the peak of Iraq reconstruction and rehabilitation appropriations. It is important to note, however, that both countries receive significant assistance through the Defense appropriations bill, which is not covered in this report. **Table 6** tracks funding to both countries from FY2002 through FY2009, including the FY2010 request. The FY2010 requested funding for Iraq and Afghanistan represents 9% of total funding requested for foreign operations.

**Table 6. Foreign Operations Appropriations for Iraq and Afghanistan, FY2002-FY2010**

(millions of current U.S. dollars)

	FY02	FY03	FY04	FY05	FY06	FY07	FY08	FY09	FY10 req.
<b>Iraq</b>	25.0	2,890.0	17,849.5	27.7	1,657.7	2,159.9	633.1	588.0	500.0
<b>Afghanistan</b>	686.1	589.6	1,798.7	2,674.1	967.8	1,827.8	2,103.7	2,676.0	2,777.0
<b>Total, as % of foreign operations</b>	4.3%	14.7%	50.3%	12%	11.3%	15.3%	9.9%	9.5%	9.4%

**Source:** U.S. Department of State, Foreign Operations Congressional Budget Justifications, FY2004 through FY2010, and CRS calculations. Figures here do not include Department of Defense funds. For more information, see CRS Report RL31833, *Iraq: Reconstruction Assistance*, by Curt Tarnoff, and CRS Report RL30588, *Afghanistan: Post-Taliban Governance, Security, and U.S. Policy*, by Kenneth Katzman.

**Note:** Figures include supplemental funding.

## Sector Distribution

Over the years, Congress has expressed interest in various discrete aid sectors, such as education, trade, maternal and child health, and biodiversity, that are either subcategories of the “Program Area” level depicted in the budget funding tables or are budgeted across multiple program elements or areas. **Table 7** compares the FY2009 and FY2010 budget requests for key interest areas identified by the Administration—obligated and actual FY2009 funding levels for these sectors are not available. The 487% increase in the request for Clean Energy and 672% increase requested for Global Climate Change, compared with the FY2009 requests, seems to demonstrate the Obama Administration’s heightened interest in global environmental issues. Particularly large increases were also proposed for Avian Influenza (+145%), to strengthen national capacities to prepare for and respond to the emergence of pandemic-capable viruses, such as H1N1 (“swine flu”), and for Other Public Health Threats (+103%) to address neglected tropical diseases, containment of anti-microbial resistance, and infectious disease surveillance.

**Table 7. Selected Sector Funding, FY2009 Request and FY2010 Request**

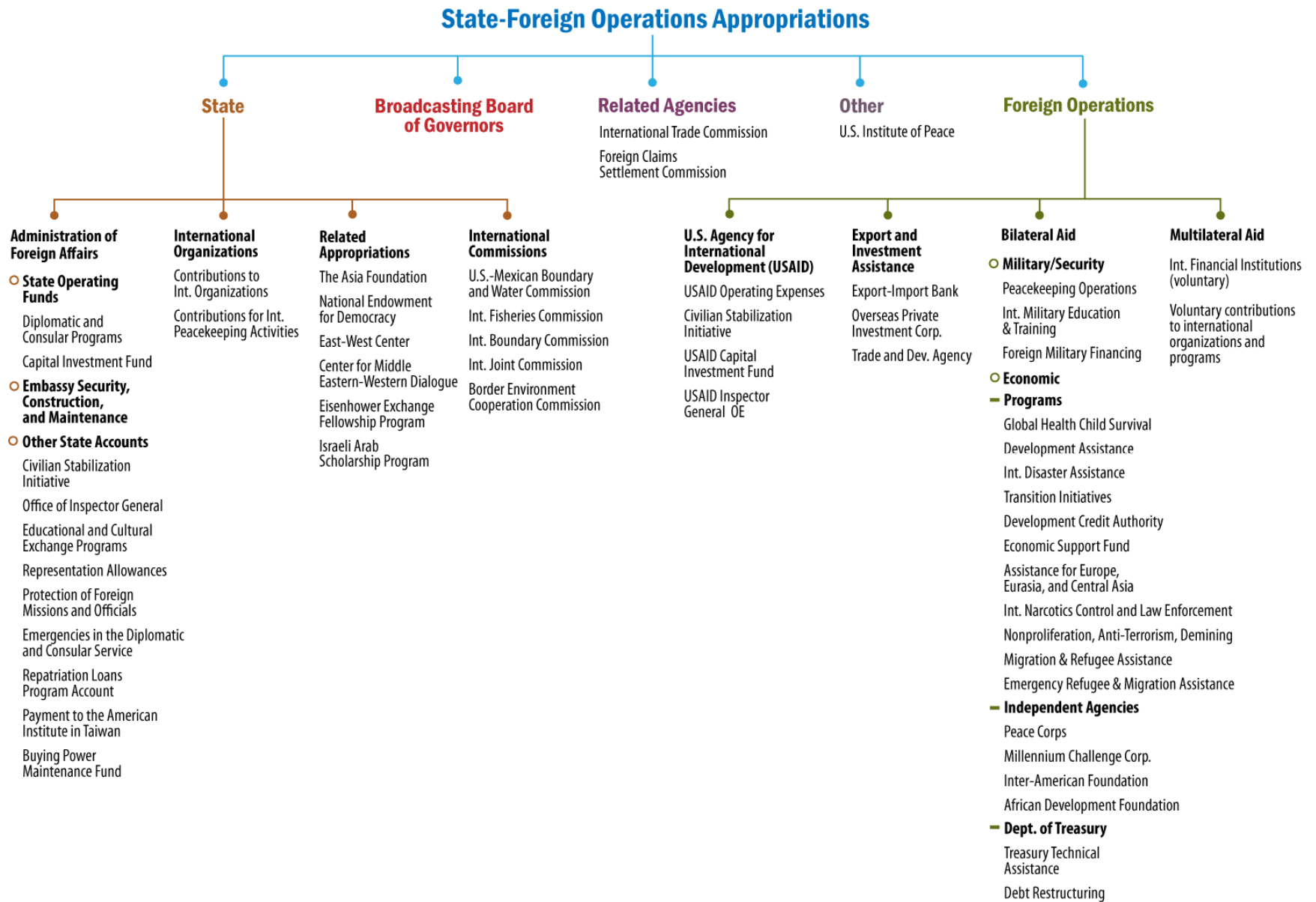
(millions of current U.S. dollars)

Sector	FY2009 Req.	FY2010 Req.	% Change
Avian Influenza	\$51	\$125	+145%
Basic Education	\$625	\$1,001	+60%
Biodiversity	\$125	\$184	+47%
Clean Energy	\$37	\$217	+486%
Family Planning/Reproductive Health	\$332	\$593	+79%
Food Security	—	\$3,353	—
Global Climate Change	\$75	\$579	+672%
Higher Education	—	\$188	—
HIV/AIDS	\$5,121	\$5,609	+9.5%
Malaria	\$386	\$585	+52%

<b>Sector</b>	<b>FY2009 Req.</b>	<b>FY2010 Req.</b>	<b>% Change</b>
Maternal and Child Health	\$704	\$954	+36%
Microenterprise and Microfinance	\$105	\$168	+60%
Other Public Health Threats	\$63	\$128	+103%
Polio	\$21	\$32	+52%
Trade Capacity Building	\$237	\$316	+33%
Trafficking in Persons	\$31	\$32	+3%
Trans-Sahara Counter-Terrorism	\$61	\$80	+31%
Tuberculosis	\$97	\$191	+97%
Water	\$116	\$176	+52%

**Source:** U.S. Department of State Foreign Operations Congressional Budget Justification, FY2010, and CRS calculations.

# Appendix A. Structure of State-Foreign Operations Appropriations



Source: CRS.

## Appendix B. Abbreviations

---

### Funding Accounts:

---

ACI	Andean Counterdrug Initiative
AEECA	Assistance for Europe, Eurasia, and Central Asia
CSH	Child Survival and Health
DA	Development Assistance
DF	Democracy Fund
ERMA	Emergency Refugee and Migration Assistance
ESF	Economic Support Fund
FMF	Foreign Military Financing
GHAJ	Global HIV/AIDS Initiative
IDFA	International Disaster and Famine Assistance
IMET	International Military Education and Training
INCLE	International Narcotics Control and Law Enforcement
MCC	Millennium Challenge Corporation
MRA	Migration and Refugee Assistance
NADR	Non-proliferation, Anti-Terrorism, Demining, and Related Programs
PEPFAR	President's Emergency Plan For AIDS Relief
PKO	Peacekeeping Operations
PL 480	Food aid
PMI	President's Malaria Initiative
TI	Transition Initiatives

### Other:

DFA	Director of Foreign Assistance
AFR	Africa
EAP	East Asia and Pacific
EUR	Europe and Eurasia
LAC	Latin America and Caribbean
NE	Near East
SCA	South and Central Asia
USAID	U.S. Agency for International Development

---

## Appendix C. State Department and Related Agencies Appropriations

**Table C-1. State Department and Related Agencies Appropriations, FY2008-FY2010**

(in millions of current U.S. \$)

	FY2009 Base <sup>a</sup>	FY2009 Bridge <sup>b</sup>	FY2009 Stim. <sup>c</sup>	FY2009 Supp. <sup>d</sup>	FY2009 Total	FY2010 Request	FY2010 req. as % of FY2009 Total	FY2010 House- passed H.R. 3081	FY2010 Senate Cmte S. 1434	FY2010 Enacted H.R. 3288/div F P.L. 111- 117
<b>Title I. State Department Administration of Foreign Affairs, Subtotal</b>	<b>7,977.9</b>	<b>803.2</b>	<b>382.0</b>	<b>1,943.5</b>	<b>11,106.9</b>	<b>12,228.4</b>	<b>+10%</b>	<b>11,156.8</b>	<b>11,233.3</b>	<b>11,181.4</b>
Diplomatic & Consular Program	5,360.0	704.9	90.0	997.9	7,153.1	8,960.0	+25%	8,229.3	8,227.0	8,227.0
Capital Investment Fund	71.0	0.0	290.0	0.0	361.0	160.0	-50%	134.7	160.0	139.0
Embassy security/constructn/maintenance	1,706.6	41.3	0.0	921.5	2,669.4	1,815.1	-32%	1,724.2	1,724.2	1,724.1
Civilian Stabilization Initiative	45.0	0.0	0.0	0.0	45.0 <sup>e</sup>	323.3	+618%	125.0	150.0	120.0
Office of Inspector General	37.0	57.0	2.0	24.1	120.1	100.0	-17%	108.0	100.0	100.0
Ed & cultural exchange programs	538.0	0.0	0.0	0.0	538.0	633.2	+18%	600.0	635.2	635.0
Representation allowances	8.2	0.0	0.0	0.0	8.2	8.2	0%	8.2	8.2	8.2
Protection of foreign missions & officials	22.8	0.0	0.0	0.0	22.8	27.2	+19%	28.5	27.2	28.0
Emergency-diplomatic & consular services	9.0	0.0	0.0	0.0	9.0	10.0	+11%	10.0	10.0	10.0
Buying Power and Maintenance	5.0	0.0	0.0	0.0	5.0	10.0	+100%	7.5	10.0	8.5
Repatriation Loans	1.4	0.0	0.0	0.0	1.4	1.5	+7%	1.5	1.5	1.5
Payment American Institute Taiwan	16.8	0.0	0.0	0.0	16.8	21.2	+26%	21.2	21.2	21.2
Foreign Service Retirement	157.1	0.0	0.0	0.0	157.1	158.9	+1%	158.9	158.9	158.9

	FY2009 Base <sup>a</sup>	FY2009 Bridge <sup>b</sup>	FY2009 Stim. <sup>c</sup>	FY2009 Supp. <sup>d</sup>	FY2009 Total	FY2010 Request	FY2010 req. as % of FY2009 Total	FY2010 House- passed H.R. 3081	FY2010 Senate Cmte S. 1434	FY2010 Enacted H.R. 3288/div F P.L. 111- 117
<b>International Organizations, Subtotal</b>	<b>3,046.4</b>	<b>225.5</b>	<b>0.0</b>	<b>721.0</b>	<b>3,992.9</b>	<b>4,057.0</b>	<b>2%</b>	<b>3,822.0</b>	<b>3,822.0</b>	<b>3,807.5</b>
Contributions to int'l Orgs	1,529.4	75.0	0.0	0.0	1,604.4	1,797.0	12%	1,697.0	1,697.0	1,682.5
Contributions to international peacekeeping	1,517.0	150.5	0.0	721.0	2,388.5	2,260.0	-5%	2,125.0	2,125.0	2,125.0
<b>International Commissions<sup>e</sup></b>	<b>117.0</b>	<b>0.0</b>	<b>220.0</b>	<b>0.0</b>	<b>337.0</b>	<b>132.4</b>	<b>13%</b>	<b>137.4</b>	<b>137.8</b>	<b>142.8</b>
Int'l Boundary/U.S.-Mexico	75.5	0.0	220.0	0.0	295.5	76.3	1%	76.3	76.3	76.3
American Sections	11.6	0.0	0.0	0.0	11.6	12.6	9%	12.6	12.6	12.6
International Fisheries	29.9	0.0	0.0	0.0	29.9	43.6	46%	48.6	49.0	53.9
<b>International Broadcasting, Subtotal</b>	<b>709.5</b>	<b>6.0</b>	<b>0.0</b>	<b>0.0</b>	<b>715.5</b>	<b>745.5</b>	<b>+4%</b>	<b>746.5</b>	<b>730.5</b>	<b>746.4</b>
Broadcasting Operations	698.2	6.0	0.0	0.0	704.2	732.2	+4%	733.8	717.8	733.8
Cuba Broadcasting	[34.8]	0.0	0.0	0.0	[34.8]	[32.5]		[32.5]	[17.5]	[30.5]
Capital Improvements	11.3	0.0	0.0	0.0	11.3	13.3	+18%	12.7	12.6	12.6
<b>Related Appropriations, Subtotal</b>	<b>184.8</b>	<b>0.0</b>	<b>0.0</b>	<b>0.0</b>	<b>184.8</b>	<b>178.9</b>	<b>-3%</b>	<b>170.0</b>	<b>214.0</b>	<b>211.0</b>
Asia Foundation	16.0	0.0	0.0	0.0	16.0	16.2	+1%	19.0	19.0	19.0
US Institute of Peace	31.0	0.0	0.0	0.0	31.0	49.2	+59%	49.2	49.2	49.2
Center for Middle East-West Dialogue-Trust & Program	0.9	0.0	0.0	0.0	0.9	0.9	0%	0.9	0.9	0.9
Eisenhower Exchange Programs	0.5	0.0	0.0	0.0	0.5	0.5	0%	0.5	0.5	0.5
Israeli Arab Scholarship Program	0.4	0.0	0.0	0.0	0.4	0.4	0%	0.4	0.4	0.4
East-West Center	21.0	0.0	0.0	0.0	21.0	11.7	-44%	0.0	24.0	23.0
National Endowment for	115.0	0.0	0.0	0.0	115.0	100.0	-13%	100.0	120.0	118.0

	FY2009 Base <sup>a</sup>	FY2009 Bridge <sup>b</sup>	FY2009 Stim. <sup>c</sup>	FY2009 Supp. <sup>d</sup>	FY2009 Total	FY2010 Request	FY2010 req. as % of FY2009 Total	FY2010 House- passed H.R. 3081	FY2010 Senate Cmte S. 1434	FY2010 Enacted H.R. 3288/div F P.L. 111- 117
Democracy <sup>f</sup>										
<b>Other Commissions</b>	<b>13.2</b>	<b>0.0</b>	<b>0.0</b>	<b>0.0</b>	<b>13.2</b>	<b>13.0</b>	<b>-2%</b>	<b>13.0</b>	<b>13.0</b>	<b>13.0</b>
Preservation of America's Heritage	0.6	0.0	0.0	0.0	0.6	0.6	0%	0.6	0.6	0.6
Int'l Religious Freedom	4.0	0.0	0.0	0.0	4.0	4.3	8%	4.3	4.3	4.3
Security and Cooperation In Europe	2.6	0.0	0.0	0.0	2.6	2.6	0%	2.6	2.6	2.6
Cong-Exec on People's Republic of China	2.0	0.0	0.0	0.0	2.0	2.0	0%	2.0	2.0	2.0
U.S.-China Economic and Security Review	4.0	0.0	0.0	0.0	4.0	3.5	-13%	3.5	3.5	3.5
<b>State/Broadcasting/Related Agencies, TOTAL</b>	<b>12,048.8</b>	<b>1,034.7</b>	<b>602.0</b>	<b>2,664.5</b>	<b>16,350.5</b>	<b>17,355.2</b>	<b>+6%</b>	<b>16,045.7</b>	<b>16,150.6</b>	<b>16,102.1</b>

**Source:** U.S. Department of State budget documents; House and Senate Appropriations Committees; and CRS calculations.

- a. P.L. 111-8.
- b. P.L. 110-252.
- c. P.L. 111-5.
- d. P.L. 111-32.
- e. An additional \$30 million was appropriated for the Civilian Stabilization Initiative in FY2009 under USAID. The Administration's FY2010 request locates all CSI funding within the State Department.
- f. The National Endowment for Democracy was funded under the Democracy Fund in the Foreign Operations portion of the bill in FY2008.
- g. Includes the International Boundary and Water Commission; American Section, International Commissions; International Fisheries Commission; Commission for the Preservation of America's Heritage Abroad; Commission on International Religious Freedom; Commission on Security and Cooperation in Europe; Congressional-Executive Commission on the People's Republic of China; and the United States-China Economic and Security Review Commission.



## Appendix D. Foreign Operations Appropriations

**Table D-I. Foreign Operations Appropriations, FY2008-FY2010**

(millions of current U.S. \$)

	FY2009 Base <sup>a</sup>	FY2009 Bridge <sup>b</sup>	FY2009 Stim. <sup>c</sup>	FY2009 Supp. <sup>d</sup>	FY2009 Total	FY2010 Req.	FY2010 req. compared to FY2009 Total	FY2010 House- passed H.R. 3081	FY2010 Senate Cmte S. 1434	FY2010 Enacted H.R. 3288/div F P.L. 111- 117
<b>Title II. USAID Admin., Subtotal</b>	<b>916.4</b>	<b>94.0</b>	<b>0.0</b>	<b>209.6</b>	<b>1,220.0</b>	<b>1,698.3</b>	<b>+35%</b>	<b>1,650.3</b>	<b>1,648.3</b>	<b>1,650.3</b>
USAID Operating Expenses	808.6	93.0	0.0	157.6	1,059.2	1,438.8	+36%	1,388.8	1,388.8	1,388.8
Civilian Stabilization Initiative	30.0	0.0	0.0	0.0	30.0 <sup>e</sup>	—	—	30.0	—	30.0
USAID Capital Investment Fund	35.8	0.0	0.0	48.5	84.3	213.0	+74%	185.0	213.0	185.0
USAID Inspector General	42.0	1.0	0.0	3.5	46.5	46.5	0%	46.5	46.5	46.5
<b>Title III. Bilateral Economic Assistance, Subtotal</b>	<b>17,162.5</b>	<b>2,153.3</b>	<b>0.0</b>	<b>4,645.1</b>	<b>21,441.4</b>	<b>22,158.5</b>	<b>4%</b>	<b>22,006.2</b>	<b>21,822.8</b>	<b>21,846.2</b>
Global Health and Child Survival, State + USAID	7,114.0	75.0	0.0	150.0	7,339.0	7,595.0	+3%	7,794.0	7,773.0	7,779.0
GHCS (State Dept.)	[5,159.0]	0.0	0.0	0.0	[5,159.0]	[5,259.0]	+2%	[5,409.0]	—	[5,359.0]
GHCS (USAID)	[1,955.0]	[75.0]	0.0	[150]	[2,180.0]	[2,336.0]	+7%	[2,385.0]	—	[2,420.0]
Development Assistance	1,800.0	200.0	0.0	0.0	2,000.0	2,733.8	+37%	2,490.0	2,567.0	2,520.0
International Disaster & Famine Assistance	350.0	200.0	0.0	270.0	820.0	880.0	+7%	830.0	855.0	845.0
Transition Initiatives	50.0	0.0	0.0	0.0	50.0	126.0	+152%	100.0	65.0	55.0
Emergency Crises Fund	0.0	0.0	0.0	0.0	0.0	0.0	0%	0.0	100.0	50.0
Development Credit Authority – Admin	8.0	0.0	0.0	0.0	8.0	8.6	+8%	8.6	8.6	8.6
Development Credit Authority Subsidy	[25.0]	0.0	0.0	0.0	[25.0]	[25.0]	0%	[25.0]	[25.0]	[25.0]
Economic Support Fund	3,018.5	1,124.8	0.0	2,973.6	7,105.4	6,504.1	-9%	6,370.1	6,370.0	6,337.0
Assistance for Europe; Eurasia & Central Asia (AEECA)	650.0	0.0	0.0	272.0	922.0	762.3	-17%	722.3	745.0	741.6
Fund for Ireland	15.0	0.0	0.0	0.0	15.0	—	—	18.0	—	17.0

State, Foreign Operations, and Related Programs: FY2010 Budget and Appropriations

	FY2009 Base <sup>a</sup>	FY2009 Bridge <sup>b</sup>	FY2009 Stim. <sup>c</sup>	FY2009 Supp. <sup>d</sup>	FY2009 Total	FY2010 Req.	FY2010 req. compared to FY2009 Total	FY2010 House- passed H.R. 3081	FY2010 Senate Cmte S. 1434	FY2010 Enacted H.R. 3288/div F P.L. 111- 117
Democracy Fund	116.0	0.0	0.0	0.0	116.0	—	—	130.0	120.0	120.0
Migration & Refugee Assistance	931.0	350.0	0.0	390.0	1,671.0	1,480.4	-11%	1,480.4	1,677.8	1,685.0
Emergency Refugee and Migration	40.0	0.0	0.0	0.0	40.0	75.0	+88%	75.0	75.0	45.0
<i>Independent Agencies, Subtotal</i>	<i>1,270.0</i>	<i>0.0</i>	<i>0.0</i>	<i>0.0</i>	<i>1,270.0</i>	<i>1,851.2</i>	<i>+46%</i>	<i>1,902.8</i>	<i>1,376.4</i>	<i>1,558.0</i>
Inter-American Foundation	22.5	0.0	0.0	0.0	22.5	22.8	+1%	22.8	23.0	23.0
African Development Foundation	32.5	0.0	0.0	0.0	32.5	30.0	-8%	30.0	30.0	30.0
Peace Corps	340.0	0.0	0.0	0.0	340.0	373.4	+10%	450.0	373.4	400.0
Millennium Challenge Corporation	875.0	0.0	0.0	0.0	875.0	1,425.0	+63%	1,400.0	950.0	1,105.0
<i>Department of Treasury, Subtotal</i>	<i>85.0</i>	<i>0.0</i>	<i>0.0</i>	<i>0.0</i>	<i>85.0</i>	<i>142.1</i>	<i>+67</i>	<i>85.0</i>	<i>90.0</i>	<i>85.0</i>
Treasury Department Technical Assistance	25.0	0.0	0.0	0.0	25.0	31.4	+26%	25.0	30.0	25.0
Debt Restructuring	60.0	0.0	0.0	0.0	60.0	110.6	+84%	60.0	60.0	60.0
<b>Title IV. Military/Security Assistance, Subtotal</b>	<b>4,976.2</b>	<b>397.5</b>	<b>0.0</b>	<b>2,181.0</b>	<b>10,062.7</b>	<b>8,394.0</b>	<b>-25%</b>	<b>7,049.2</b>	<b>8,711.8</b>	<b>6,985.5</b>
International Narcotics Control & Law Enforcement	875.0	199.0	0.0	487.5	1,561.5	1,947.5	+25%	1,630.0	1,525.0	1,597.0
Andean Counterdrug Program	315.0	0.0	0.0	0.0	315.0	—	—	—	—	—
Nonproliferation, Anti-Terrorism, Demining	525.0	4.5	0.0	102.0	631.5	765.4	+21%	717.4	761.2	754.0
International Military Education & Training	91.0	0.0	0.0	2.0	93.0	110.3	+19%	110.3	105.2	108.0
Foreign Military Financing	4,635.0	302.5	0.0	1,294.0	6,231.5	5,274.4	-15%	4,260.0	3,989.0	4,195.0
Peacekeeping Operations	250.2	95.0	0.0	185.0	530.2	296.4	-44%	331.5	331.5	331.5
Pakistan Counterinsurgency Fund	0.0	0.0	0.0	700.0	700.0	—	—	—	—	—
<b>Title V. Multilateral Assistance, Subtotal</b>	<b>1,845.5</b>	<b>0.0</b>	<b>0.0</b>	<b>0.0</b>	<b>1,845.5</b>	<b>2,697.9</b>	<b>+46%</b>	<b>2,351.4</b>	<b>2,609.3</b>	<b>2,437.7</b>
World Bank: Global Environment Facility	80.0	0.0	0.0	0.0	80.0	86.5	+8%	86.5	86.5	86.5
International Clean Technology Fund	0.0	0.0	0.0	0.0	—	500.0	—	225.0	400.0	300.0
Strategic Climate Fund	0.0	0.0	0.0	0.0	—	100.0	—	75.0	75.0	75.0

	FY2009 Base <sup>a</sup>	FY2009 Bridge <sup>b</sup>	FY2009 Stim. <sup>c</sup>	FY2009 Supp. <sup>d</sup>	FY2009 Total	FY2010 Req.	FY2010 req. compared to FY2009 Total	FY2010 House- passed H.R. 3081	FY2010 Senate Cmte S. 1434	FY2010 Enacted H.R. 3288/div F P.L. 111- 117
World Bank: Int'l. Development Association	1,115.0	0.0	0.0	0.0	1,115.0	1,320.0	+18%	1,235.0	1,320.0	1,262.5
IADB: Enterprise for Americas MIF	25.0	0.0	0.0	0.0	25.0	25.0	0%	25.0	25.0	25.0
IADB: Inter-American Investment Corporation	0.0	0.0	0.0	0.0	0.0	4.7	—	4.7	4.7	4.7
Asian Development Fund	105.0	0.0	0.0	0.0	105.0	115.3	+10%	115.3	115.3	105.0
African Development Bank	0.0	0.0	0.0	0.0	—	—	—	—	—	—
African Development Fund	150.0	0.0	0.0	0.0	150.0	159.9	+7%	159.9	159.9	155.0
European Bank for Reconstruction & Development	0.0	0.0	0.0	0.0	—	—	—	—	—	—
International Fund for Agricultural Development	18.0	0.0	0.0	0.0	18.0	30.0	+67%	30.0	30.0	30.0
International Organizations & Programs	352.5	0.0	0.0	0.0	352.5	356.6	+1%	395.1	393.0	394.0
<b>Title VI. Export Aid, Subtotal</b>	<b>-159.2</b>	<b>0.0</b>	<b>0.0</b>	<b>0.0</b>	<b>-159.2</b>	<b>-100.9</b>	<b>+14%</b>	<b>-100.9</b>	<b>-98.9</b>	<b>-98.9</b>
Export-Import Bank (net) <sup>e</sup>	-40.0	0.0	0.0	0.0	-40.0	0.4	-85%	0.4	2.4	2.4
Overseas Private Investment Corporation (net) <sup>f</sup>	-170.0	0.0	0.0	0.0	-170.0	-156.5	+8%	-156.5	-156.5	-156.5
Trade & Development Agency	50.8	0.0	0.0	0.0	50.8	55.2	+9%	55.2	55.2	55.2
<b>Title VII. General Provisions</b>					<b>-2.0</b>					
<b>Foreign Operations, Total</b>	<b>24,741.4</b>	<b>2,644.8</b>	<b>0.0</b>	<b>7,035.7</b>	<b>34,408.4</b>	<b>34,847.8</b>	<b>+1%</b>	<b>32,956.2</b>	<b>32,693.3</b>	<b>32,820.8</b>
<b>State/Broadcasting/Related Agencies, Total</b>	<b>12,048.8</b>	<b>1,034.7</b>	<b>602.0</b>	<b>2,664.5</b>	<b>16,350.3</b>	<b>17,355.2</b>	<b>+6%</b>	<b>16,045.7</b>	<b>16,150.6</b>	<b>16,102.1</b>
<b>State-Foreign Operations, Total</b>	<b>36,790.2</b>	<b>3,679.5</b>	<b>602.0</b>	<b>9,700.2</b>	<b>50,758.7</b>	<b>52,203.0</b>	<b>+3%</b>	<b>49,001.9</b>	<b>48,843.9</b>	<b>48,922.9</b>

Source: U.S. Department of State budget documents; House and Senate Appropriations Committees; and CRS calculations.

- a. P.L. 111-8.
- b. P.L. 110-252.
- c. P.L. 111-5.
- d. P.L. 111-32.
- e. Appropriated funds are for expenses of the Inspector General. Administration expenses and loan program funds are covered by Bank receipts.

- f. These figures represent anticipated OPIC receipts, minus amounts requested for administrative expenses and credit funding.
- g. An additional \$45 million was appropriated for the Civilian Stabilization Initiative in FY2009 through the State Department. The Administration's FY2010 request locates all CSI funding under the State Department.
- h. In FY2008, these funds were under the Eastern Europe & Baltic States (SEED) account (\$293,553), and the Independent State of the Former Soviet Union (FSA) account (\$396,497), which were combined in 2009 to create the AEECA account.
- i. No funding was requested specifically for the Andean Counterdrug Initiative for FY2010, however, the Administration explained that the requested increase for the International Narcotics and Law Enforcement account primarily would be used for counternarcotics activities in the Andean region.

## Appendix E. International Affairs (150) Budget Account

**Table E-1. International Affairs (150) Budget Account, FY2008-FY2010**

(in thousands of current U.S. \$)

Approps. Bill Account	FY2008 Total <sup>a</sup>	FY2009 Base <sup>b</sup>	FY2009 Bridge <sup>c</sup>	FY2009 Stim. <sup>d</sup>	FY2009 Supp. <sup>e</sup>	FY2009 Total	FY2010 Req.	FY2010 req. as % +/- FY2009 est.	FY2010 House	FY2010 Senate Cmte
<b>State-Foreign Operations, excluding commissions<sup>f</sup></b>	40,261.8	36,660.0	3,679.5	382.0	9,700.2	50,421.7	52,057.7	3%	48,851.8	48,691.2
<b>Commerce-Justice-Science</b>										
Foreign Claim Settlement Commission	1.6	1.8	0.0	0.0	0.0	1.8	2.1	16%	2.1	2.1
Int'l Trade Commission	68.4	75.1	0.0	0.0	0.0	75.1	82.7	10%	82.7	82.7
<b>Agriculture</b>										
P.L. 480 & McGovern-Dole	2,160.2	1,325.9	395.0	0.0	700.0	2,420.9	1,889.5	-22%	1,889.5	1,889.5
<b>Total International Affairs (150)</b>	<b>42,492.0</b>	<b>38,062.8</b>	<b>4,074.5</b>	<b>382.0</b>	<b>10,400.2</b>	<b>52,919.5</b>	<b>54,032.0</b>	<b>2%</b>	<b>50,826.1</b>	<b>50,665.5</b>

**Source:** U.S. Department of State budget documents; House and Senate Appropriations Committees; and CRS calculations.

- a. FY2008 totals include regular and supplemental appropriations.
- b. P.L. 111-8.
- c. P.L. 110-252.
- d. P.L. 111-5.
- e. P.L. 111-32.
- f. While funding for international commissions are appropriated in State-Foreign Operations bill, they are not part of the International Affairs Function 150 Account.

## Author Contact Information

Susan B. Epstein  
Specialist in Foreign Policy  
sepstein@crs.loc.gov, 7-6678

Kennon H. Nakamura  
Analyst in Foreign Affairs  
knakamura@crs.loc.gov, 7-9514

Marian Leonardo Lawson  
Analyst in Foreign Assistance  
mlawson@crs.loc.gov, 7-4475

## Key Policy Staff

Area of Expertise	Name	Phone	E-mail
General: Foreign Operations Policy Issues/Budget	Susan Epstein	7-6678	sepstein@crs.loc.gov
	Marian Lawson	7-4475	mlawson@crs.loc.gov
	Curt Tarnoff	7-7656	ctarnoff@crs.loc.gov
General: State Dept & Foreign Service Issues/Budget	Ken Nakamura	7-9514	knakamura@crs.loc.gov
Afghanistan Assistance	Rhoda Margesson	7-0425	rmargesson@crs.loc.gov
	Curt Tarnoff	7-7656	ctarnoff@crs.loc.gov
Africa Assistance	Ted Dagne	7-7646	tdagne@crs.loc.gov
Agency for International Development	Susan Epstein	7-6678	sepstein@crs.loc.gov
	Marian Lawson	7-4475	mlawson@crs.loc.gov
	Curt Tarnoff	7-7656	ctarnoff@crs.loc.gov
Asia Assistance	Thomas Lum	7-7616	tlum@crs.loc.gov
Broadcasting, International	Ken Nakamura	7-9514	knakamura@crs.loc.gov
Central Asia Assistance	Jim Nichol	7-2289	jnichol@crs.loc.gov
Civilian Stabilization/Civilian Response Corps	Nina Serafino	7-7667	nserafino@crs.loc.gov
Debt Relief	Marty Weiss	7-5407	mweiss@crs.loc.gov
Development Assistance (bilateral)	Susan Epstein	7-6678	sepstein@crs.loc.gov
	Curt Tarnoff	7-7656	ctarnoff@crs.loc.gov
	Marian Lawson	7-4475	mlawson@crs.loc.gov
Disaster/Humanitarian Aid/Refugees	Rhoda Margesson	7-0425	rmargesson@crs.loc.gov
DOD and Foreign Assistance	Nina Serafino	7-7667	nserafino@crs.loc.gov
Export-Import Bank	James Jackson	7-7751	jjackson@crs.loc.gov
Family Planning Programs	Luisa	7-0856	lblanchfield@crs.loc.gov

*State, Foreign Operations, and Related Programs: FY2010 Budget and Appropriations*

<b>Area of Expertise</b>	<b>Name</b>	<b>Phone</b>	<b>E-mail</b>
	Blanchfield		
Health Programs, including HIV/AIDS, Malaria, Tuberculosis, Child and Maternal	Tiaji Salaam Kellie Moss	7-7677 7-7314	tsalaam@crs.loc.gov kmoss@crs.loc.gov
Human Rights	Ken Nakamura	7-9514	knakamura@crs.loc.gov
International Affairs Budget	Susan Epstein	7-6678	sepstein@crs.loc.gov
International Crime & Narcotics	Liana Wyler	7-6177	lwyl@crs.loc.gov
International Organizations/UN Funding	Ken Nakamura  Marjorie Browne	7-9514  7-7695	knakamura@crs.loc.gov  mbrowne@crs.loc.gov
Iraq Reconstruction	Curt Tarnoff	7-7656	ctarnoff@crs.loc.gov
Latin America Assistance	Mark Sullivan	7-7689	msullivan@crs.loc.gov
Microenterprise	Curt Tarnoff	7-7656	ctarnoff@crs.loc.gov
Middle East Assistance	Jeremy Sharp	7-8687	jsharp@crs.loc.gov
Military Assistance	Richard Grimmett	7-7675	rgrimm@crs.loc.gov
Millennium Challenge Corporation	Curt Tarnoff	7-7656	ctarnoff@crs.loc.gov
Multilateral Development Banks	Jonathan Sanford  Marty Weiss	7-7682  7-5407	jsanford@crs.loc.gov  mweiss@crs.loc.gov
Overseas Private Investment Corporation	James Jackson	7-7751	jjackson@crs.loc.gov
Peace Corps	Curt Tarnoff	7-7656	ctarnoff@crs.loc.gov
Peacekeeping	Marjorie Browne  Nina Serafino	7-7695  7-7667	mbrowne@crs.loc.gov  nserafino@crs.loc.gov
Public Diplomacy	Ken Nakamura  Matthew Weed	7-9514  7-4589	knakamura@crs.loc.gov  mweed@crs.loc.gov
Refugee Aid	Rhoda Margesson	7-0452	rmargesson@crs.loc.gov
Russia/East Europe Assistance	Curt Tarnoff	7-7656	ctarnoff@crs.loc.gov
Terrorism	John Rollins	7-5529	jrollins@crs.loc.gov
U.N. Population Fund (UNFPA)	Luisa Blanchfield	7-0856	lblanchfield@crs.loc.gov
U.S. Institute of Peace	Ken Nakamura	7-6678	knakamura@crs.loc.gov
U.N. Voluntary Contributions	Marjorie Browne	7-7695	mbrowne@crs.loc.gov