



DEPARTMENT OF DEFENSE BASE STRUCTURE REPORT FISCAL YEAR 2008 BASELINE (A Summary of DoD's Real Property Inventory)



OFFICE OF THE DEPUTY UNDER SECRETARY OF DEFENSE
(INSTALLATIONS & ENVIRONMENT)

Report Documentation Page

*Form Approved
OMB No. 0704-0188*

Public reporting burden for the collection of information is estimated to average 1 hour per response, including the time for reviewing instructions, searching existing data sources, gathering and maintaining the data needed, and completing and reviewing the collection of information. Send comments regarding this burden estimate or any other aspect of this collection of information, including suggestions for reducing this burden, to Washington Headquarters Services, Directorate for Information Operations and Reports, 1215 Jefferson Davis Highway, Suite 1204, Arlington VA 22202-4302. Respondents should be aware that notwithstanding any other provision of law, no person shall be subject to a penalty for failing to comply with a collection of information if it does not display a currently valid OMB control number.

1. REPORT DATE 01 JAN 2008	2. REPORT TYPE N/A	3. DATES COVERED -	
4. TITLE AND SUBTITLE Department of Defense Base Structure Report (A Summary of DoD's Real Property Inventory) Fiscal Year 2008 Baseline		5a. CONTRACT NUMBER	
		5b. GRANT NUMBER	
		5c. PROGRAM ELEMENT NUMBER	
6. AUTHOR(S)		5d. PROJECT NUMBER	
		5e. TASK NUMBER	
		5f. WORK UNIT NUMBER	
7. PERFORMING ORGANIZATION NAME(S) AND ADDRESS(ES) Office of the Deputy Under Secretary of Defense,(Installations & Environment),3400 Defense Pentagon Rm 3C553,Washington,DC,20301-3400		8. PERFORMING ORGANIZATION REPORT NUMBER	
		10. SPONSOR/MONITOR'S ACRONYM(S)	
9. SPONSORING/MONITORING AGENCY NAME(S) AND ADDRESS(ES)		11. SPONSOR/MONITOR'S REPORT NUMBER(S)	
		12. DISTRIBUTION/AVAILABILITY STATEMENT Approved for public release, distribution unlimited	
13. SUPPLEMENTARY NOTES The original document contains color images.			
14. ABSTRACT			
15. SUBJECT TERMS			
16. SECURITY CLASSIFICATION OF:			17. LIMITATION OF ABSTRACT
a. REPORT unclassified	b. ABSTRACT unclassified	c. THIS PAGE unclassified	UU
			18. NUMBER OF PAGES 205
			19a. NAME OF RESPONSIBLE PERSON

**Department of Defense
Base Structure Report (BSR)
FY 2008 Baseline**

I.	INTRODUCTION	DoD-2
II.	CONTENT AND ORGANIZATION	DoD-2
III.	DATA SOURCES AND DEFINITIONS.....	DoD-3
IV.	PORTFOLIO SUMMARY	DoD-6
V.	SUMMARY OF CHANGES	DoD-20
VI.	CONCLUSION	DoD-20
VII.	SITE SIZE SUMMARIES.....	DoD-22
VIII.	TOTAL DOD INVENTORY	DoD-34
IX.	INDIVIDUAL SERVICE INVENTORIES.....	DoD-96
	1. ARMY	ARMY-1
	2. NAVY	NAVY-1
	3. AIR FORCE	AIR FORCE-1
	4. MARINE CORPS	USMC-1
	5. WASHINGTON HEADQUARTERS SERVICE	WHS-1
X.	STATE/TERRITORIES ARMY NATIONAL GUARD INVENTORY	STATE-1
	Acronyms.....	Appendix A

Department of Defense Base Structure Report (BSR) FY 2008 Baseline

I. INTRODUCTION

The Department of Defense (DoD) remains one of the world's largest "landlords" with a physical plant consisting of more than 545,700 facilities (buildings, structures and linear structures) located on more than 5,400 sites, on approximately 30 million acres. The Base Structure Report FY 2008 Baseline represents a consolidated summary of the Department of Defense real property inventory (RPI) as reflected in Military Departments' and Washington Headquarters Service's native real property databases as of September 30, 2007. The annual reporting of unclassified real property assets (facilities and land) is in accordance with Section 2721 of title 10 United States Code, *Real Property Records*, and currently culminates in the population of OSD's Facilities Assessment Database (FAD). As part of the Department's business transformation innovations, data will soon reside in a net-centric data warehouse to be known as the Real Property Assets Database (RPAD). RPAD will be compliant with the Real Property Information Model (RPIM) and the appropriate version of the Business Enterprise Architecture. RPAD achieved Initial Operating Capability (IOC) in 2007 and is on a timeline to be fully operational in the next several years. Once fully operational, RPAD will replace the FAD as the single authoritative source for real property data and will be the data source for the Base Structure Report. This data source is also the authoritative data source for the OSD facilities models: Facilities Sustainment Model (FSM), the Facilities Modernization Model (FMM), and the Facilities Operations Model (FOM). It will also continue to be used as DoD's source of data to answer any senior DoD leadership and Congressional inquiries concerning specific RPI issues.

The BSR – 2008 Baseline provides a comprehensive listing of sites owned or used by the Department. For each site large enough to be individually listed in the report (inclusion criteria provided in Section II), a summary of buildings, square footage, BRAC 2005 action codes, acreage, total plant replacement value (all facilities), and personnel is provided. A Portfolio Summary of DoD real property sites and real property assets - to include buildings, structures, and linear structures profiles - are summarized in Section IV. Other pertinent information such as component and the name of the nearest city is also included in each listing.

For any questions concerning this report, please send an email message to: BSR@osd.mil. Electronic copies are available at <http://www.defenselink.mil/pubs> under Reports.

II. CONTENT AND ORGANIZATION

The report is organized by State/Country and presented first as an overall DoD listing of all sites, then by each Military Service and the Washington Headquarters Service (WHS). Each record includes the site name, the component (Active, Guard, or Reserve), BRAC identification code, the name of the nearest city, the number of buildings owned, leased and other, the total acres owned by the Services and total acres used, the PRV (in \$ millions), and the authorized number of military, civilian, and other personnel (when available). The Plant Replacement Value (PRV) represents the Service or WHS calculated cost of replacing the facility and its supporting infrastructure using today's construction cost (labor and material for that particular area) and standards (methodologies and codes). Other personnel include any non-appropriated employees, government contractors (if identified) or foreign nationals (if identified) performing work at the site, when this information is available.

**Department of Defense
Base Structure Report (BSR)
FY 2008 Baseline**

It is important to note the following parameters for the content of this report:

- **Timeliness.** While the physical base structure may change throughout the year (new construction, demolitions, etc.), the BSR is a “snapshot” of the DoD’s physical plant, as reported on September 30, 2007. The bases listed may be in various stages of activity, including unused or awaiting disposal. Due to the legalities involved in transferring deeded property, individual Service inventories may still include a legal property record long after the decision has been made to transfer that asset to another organization. Likewise, ongoing additions to the base structure, including in-transfers, are often not officially recorded until well after the actual decision and occupancy has been finalized.

- **Mode of View.** For the purpose of this report, each entry is defined as a site at a specific location with a name and real property assets (see definition of a “site” in the next section).

- **Display Criteria.** This report includes specific information on those sites meeting a predetermined size and value criteria (except for the Army National Guard State Sites in Section X). To qualify for entry in the published report, a site located in the United States must be larger than 10 acres **AND** have a PRV greater than \$10 million. If the site is located in a foreign country, it must be larger than 10 acres **OR** have a PRV greater than \$10 million to be shown as a separate entry. As a result of implementing the site registry the number of DoD sites increased approximately 100 from last year’s report. . To preserve the comprehensiveness of the report, sites that do not meet these criteria are aggregated as an “Other” location within each state or country. Due to the typical smaller size of the Army National Guard State Sites, the criteria is slightly reduced to show approximately the same percentage of the total number of sites as shown in the rest of the report. State sites are shown if the site is larger than 5 acres **AND** has a PRV greater than \$5 million. State sites not meeting this criteria are aggregated as “Other” for each state.

- **Personnel Data.** Personnel data is included in this report **ONLY** as a means of showing magnitude of size and should not be construed as validated Military Department Manpower Data. Personnel data was collected from multiple sources, to include inputs from the individual Services personnel databases. Since personnel totals reflected in this report attempt to show all personnel regardless of Service affiliation assigned to individual sites or locations, totals should not be confused and viewed as representing only individual Service total strength. It is also possible that totals in this report may not reflect the actual population at a particular site. Detailed personnel questions should be addressed to the appropriate Service manpower or personnel offices.

III. DATA SOURCES AND DEFINITIONS

The inventory data included in this report is extracted directly from the native Services’ real property inventories; i.e., Army - HQ Army Integrated Facilities System (IFS), Navy and Marine Corps – internet Navy Facilities Assets Data Store (iNFADS), and the Air Force’s Real Property Asset (RPA) database. Washington Headquarters Service provided their real property inventory from their internal database.

This report does not attempt to replicate all the details included the source databases. Instead, this report provides a summary view of

**Department of Defense
Base Structure Report (BSR)
FY 2008 Baseline**

the Department's sites using common elements that should answer most questions. An explanation of criteria used for each column in the BSR is shown below:

- **SITE:** Indicates the Site name as used in the Services' databases and as being established in the Site Registry for Site Unique Identifiers.
- **BRAC 2005:** Indicates BRAC 2005 action code (C = Closure or R = Realignment). Information is based on Appendix Q Text of 2005 Defense Base Closure and Realignment Commission Final and Approved Recommendations and data provided by the Military Department's real property inventory reporting systems.
- **COMPONENT:** Designates the primary component for the owner/reporter of a site, either Active, Guard, or Reserve.
- **NAME NEAREST CITY:** Identifies the name of the city in which the real property assets are located or the name of the city nearest to the assets.
- **BUILDINGS:** A roofed, floored, and walled enclosed structure (of one or more levels) that is constructed over a plot of land and is suitable for any of a wide variety of activities, such as living, office and/or manufacturing spaces.
- **STRUCTURES:** A facility classified as other than a building or linear structures which is constructed on or in the land (e.g., roads, bridges, shelters, ranges).
- **LINEAR STRUCTURES:** A distribution system that provides a common service or commodity to one or more buildings or structures (e.g., communications lines, electrical power distribution, sewage treatment).

Note on Buildings Information: Buildings are classified according to the DoD Real Property Classification System (RPCS) Facility Type in lieu of the Services' classification. State-Owned building/square footage is applicable to Army National Guard assets only.

- **BUILDINGS OWNED COUNT:** Represents the number of buildings owned by the Service at the particular site.
- **BUILDINGS OWNED SQFT:** Reflects the normalized RPCS building square footage for the buildings identified as owned.
- **BUILDINGS STATE OWNED COUNT:** Represents the number of buildings that are owned by the State at the particular site.
- **BUILDINGS STATE OWNED SQFT:** Reflects the normalized RPCS building square footage for the buildings identified as State-Owned.

**Department of Defense
Base Structure Report (BSR)
FY 2008 Baseline**

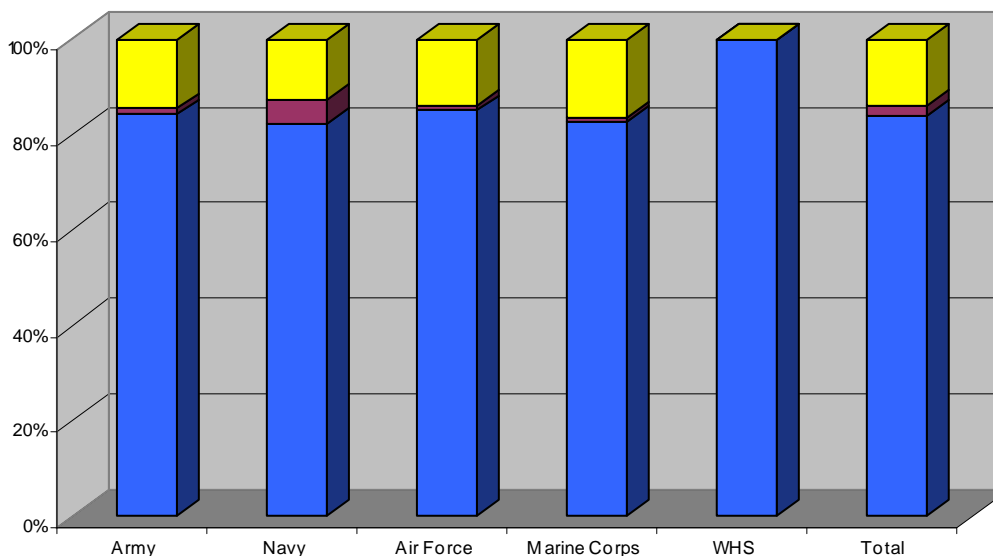
- **BUILDINGS LEASED COUNT:** Identifies the number of buildings leased and reported by the Services in their inventories.
 - **BUILDINGS LEASED SQFT:** Reflects the normalized RPCS building square footage for the buildings identified as leased in the Services' databases.
 - **BUILDINGS OTHER COUNT:** Identifies the number of buildings not identified as owned or leased and reported by the Services in their inventories.
 - **BUILDINGS OTHER SQFT:** Reflects the normalized RPCS building square footage for the buildings not identified as owned or leased in the Services' databases.
 - **TOTAL ACRES:** Identifies the total number of acres owned, used by, or leased to the DoD. It includes public land, land owned by other federal agencies, and acreage of foreign soil used by DoD sites. In Sections VIII and IX, the total does not include State-Owned land. State-Owned land is shown separately in Section X.
 - **PRV (\$M):** Total Plant Replacement Value (PRV) for all facilities (buildings, structures, and linear structures) included in the Services RPI databases. This value represents the Service or WHS calculated cost to replace the current physical plant (facilities and supporting infrastructure) using today's construction costs (labor and materials) and standards (methodologies and codes). In Sections VIII and IX, the values for State-Owned assets are not included. Values for State-Owned assets are included in Section X.
- Note on Personnel Data:** This information is provided ONLY to project a level of magnitude when comparing sites. The Services do not maintain their personnel data in direct relation to their Real Property Information. While every effort was made to match the personnel strengths to the appropriate site, the population may not reflect the actual population of the site. Detailed personnel questions should be addressed to the appropriate Service manpower or personnel offices.
- **MIL:** Identifies all known military personnel authorized for the site to include Active, Guard, and Reserve personnel, regardless of Service affiliation.
 - **CIV:** Identifies all known DoD civilian personnel identified for the site, regardless of Service affiliation. Note: civilian numbers for the Navy represent assigned personnel not authorized.
 - **OTHER:** Identifies all known other civilian personnel identified for the site, including personnel paid from Non-appropriated Funds (NAF), Foreign Nationals (direct hire) at foreign locations, and, if available, any full-time contractor personnel, regardless of Service affiliation.

**Department of Defense
Base Structure Report (BSR)
FY 2008 Baseline**

IV. PORTFOLIO SUMMARY

The real property portfolio managed by the Department of Defense encompasses a worldwide footprint to include all 50 States, seven U.S. territories, and 39 foreign countries of which the majority of the foreign sites are located in Germany (268 sites), Japan (124 sites) and South Korea (87 sites). Locations of DoD sites by Service and Agency are depicted at Figure 1.

Location of DoD Sites



Area	Army	Navy	Air Force	Marine Corps	WHS	Total
United States	1,884	955	1,581	130	14	4,564
Territories	27	57	19	1	0	104
Overseas	327	149	259	26	0	761
Total	2,238	1,161	1,859	157	14	5,429

Figure 1. Locations of DoD Sites by Service/Agency

**Department of Defense
Base Structure Report (BSR)
FY 2008 Baseline**

DoD's Real Property Classification System (RPCS), developed by ODUSD (I&E), serves as the framework for cataloging the Department's real property portfolio. The Department's worldwide real property facility portfolio is summarized at Table 1.

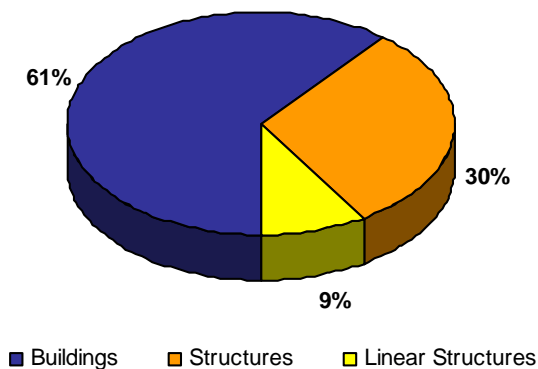
Area	Buildings	Structures	Linear Structures	Total
United States	256,801	138,644	37,290	432,735
Territories	6,475	3,299	829	10,603
Overseas	52,962	39,648	9,766	102,376
Grand Total	316,238	181,591	47,885	545,714

Table 1. Overview of DoD Worldwide Facility Footprint

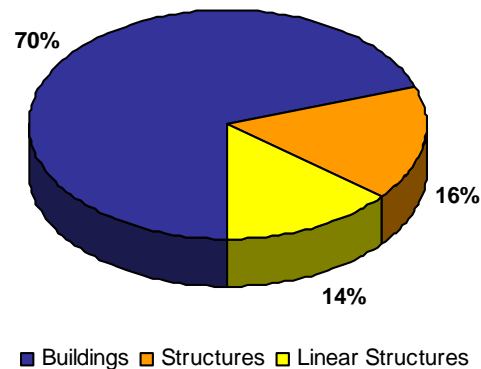
Department of Defense Base Structure Report (BSR) FY 2008 Baseline

The Department's real property facility inventory by Service and WHS is depicted in Figure 2. Buildings represent the majority of the Department's portfolio (61%), followed by structures (30%), and linear structures (9%). As noted in Figure 2, the Army possesses the largest quantity of facilities and the largest plant replacement value (PRV) of the Department's total inventory. DoD's facilities portfolio by PRV is also shown in Figure 2.

**DoD Facilities Portfolio
Number of Facilities**



**DoD Facilities Portfolio
PRV (\$Billion)**



	Number of Assets					PRV (\$B)			
	Buildings	Structures	Linear Structures	Total		Buildings	Structures	Linear Structures	Total
Army	143,035	71,315	21,254	235,604	Army	\$ 177.28	\$ 41.20	\$ 35.92	\$ 254.40
Navy	66,151	39,676	8,247	114,074	Navy	\$ 107.17	\$ 44.62	\$ 20.37	\$ 172.16
Air Force	81,970	56,329	16,699	154,998	Air Force	\$ 135.87	\$ 65.54	\$ 27.87	\$ 229.29
Marine Corps	24,886	14,043	1,630	40,559	Marine Corps	\$ 31.36	\$ 10.80	\$ 4.49	\$ 46.66
WHS	196	228	55	479	WHS	\$ 3.72	\$ 0.06	\$ 0.03	\$ 3.81
DoD	316,238	181,591	47,885	545,714	DoD	\$ 455.40	\$ 162.22	\$ 88.69	\$ 706.31

Figure 2. DoD Facilities Portfolio

**Department of Defense
Base Structure Report (BSR)
FY 2008 Baseline**

Buildings Profile

DoD occupies a reported 316,238 buildings throughout the world, valued at over \$455 billion and comprising over 2.2 billion square feet. The Department's profile by legal interest is depicted at Table 2. Almost 74% of the buildings used by the Department are owned while 3% are leased.

	Owned	Leased	Other	Total
Army	98,539	5,043	39,453	143,035
Navy	49,130	1,285	15,736	66,151
Air Force	71,570	2,835	7,565	81,970
Marine Corps	14,413	249	10,224	24,886
WHS	79	117	0	196
DoD Total	233,731	9,529	72,978	316,238

Table 2. DoD Buildings Profile by Legal Interest

¹ In Sections VIII and IX of the report, report heading 'Other' includes all legal Interest Types except Owned and Leased.

The Department's building profile by RPCS facility class and square feet (SF) is shown in Figure 3. With the exception of Maintenance and Production and RDT&E facilities, the Army possesses the largest SF of all facility classes for a total of 955 million SF.

Department of Defense Base Structure Report (BSR) FY 2008 Baseline

Buildings SqFt (Million) by Service/Agency and Facility Class

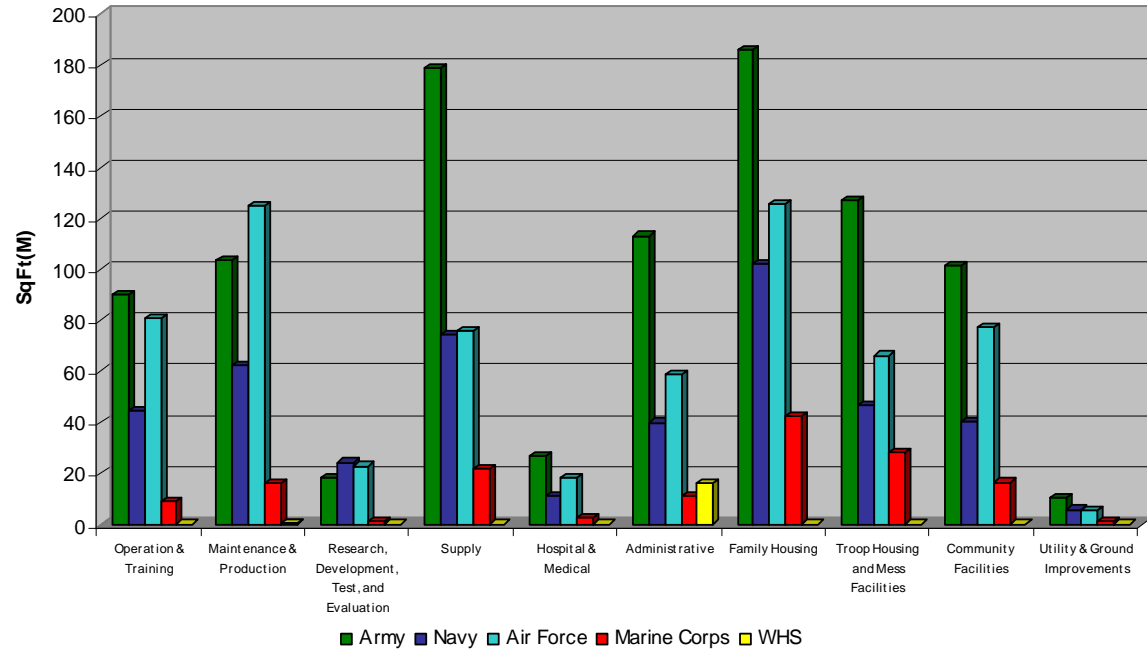


Figure 3. Square Feet (Million) by Service/Agency and Facility Class

Department of Defense Base Structure Report (BSR) FY 2008 Baseline

The Department's buildings profile by PRV and Square Footage is provided in Figure 4.

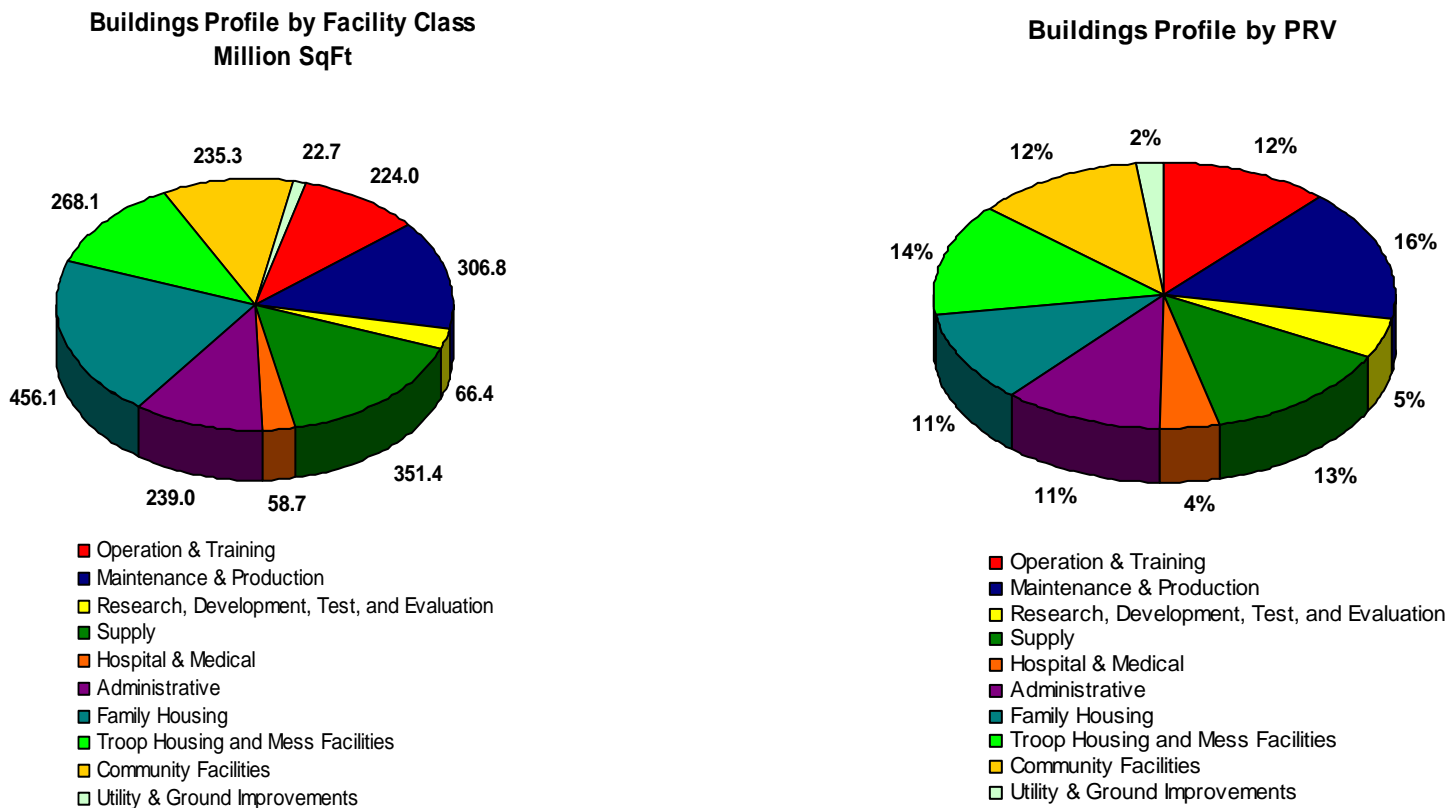


Figure 4. Buildings Profile

Department of Defense Base Structure Report (BSR) FY 2008 Baseline

The Department's Buildings Profile (Count, SqFt & PRV) by Facility Class, Area, and Ownership is provided in Table 3.

Facility Class	Area	Owned			Leased			Other			DoD Total		
		Count	SqFt (M)	PRV(\$M)	Count	SqFt (M)	PRV (\$M)	Count	SqFt (M)	PRV (\$M)	Count	SqFt (M)	PRV (\$M)
Operation & Training	United States	20,267	194.89	45,028.35	282	3.59	740.15	284	2.64	672.83	20,833	201.12	46,441.33
	Territories	544	3.10	1,332.60	1	0.02	4.45	2	0.01	2.36	547	3.13	1,339.42
	Overseas	2,931	10.37	3,336.26	24	0.18	42.59	1,230	9.18	2,568.37	4,185	19.73	5,947.21
Operation & Training Total		23,742	208.36	49,697.21	307	3.78	787.19	1,516	11.83	3,243.56	25,565	223.97	53,727.96
Maintenance & Production	United States	20,222	269.93	62,052.67	121	2.04	439.35	186	1.55	441.57	20,529	273.53	62,933.59
	Territories	286	2.50	1,215.49	0	0.00	0.00	1	0.01	25.64	287	2.51	1,241.13
	Overseas	1,927	14.27	3,960.02	16	0.14	37.73	1,117	16.38	4,609.37	3,060	30.79	8,607.12
Maintenance & Production Total		22,435	286.70	67,228.18	137	2.18	477.08	1,304	17.95	5,076.58	23,876	306.82	72,781.84
Research, Development, Test, and Evaluation	United States	5,404	64.65	22,003.23	50	0.60	152.72	40	0.38	96.85	5,494	65.63	22,252.80
	Territories	7	0.03	11.89	0	0.00	0.00	0	0.00	0.00	7	0.03	11.89
	Overseas	114	0.62	385.44	2	0.01	5.20	14	0.10	38.62	130	0.73	429.26
Research, Development, Test, and Evaluation Total		5,525	65.31	22,400.56	52	0.61	157.92	54	0.48	135.47	5,631	66.40	22,693.95
Supply	United States	47,583	297.61	49,850.40	141	2.33	345.53	238	1.19	263.43	47,962	301.14	50,459.37
	Territories	670	2.94	1,314.44	0	0.00	0.00	0	0.00	0.00	670	2.94	1,314.44
	Overseas	5,984	23.17	4,440.01	42	1.57	201.37	3,444	22.63	4,424.46	9,470	47.37	9,065.83
Supply Total		54,237	323.72	55,604.85	183	3.91	546.90	3,682	23.82	4,687.89	58,102	351.45	60,839.64
Hospital & Medical	United States	1,368	49.06	15,235.22	38	0.57	144.54	19	0.67	183.62	1,425	50.30	15,563.38
	Territories	46	0.63	419.12	0	0.00	0.00	0	0.00	0.00	46	0.63	419.12
	Overseas	283	3.56	1,226.41	5	0.05	9.02	169	4.19	1,484.51	457	7.80	2,719.94
Hospital & Medical Total		1,697	53.24	16,880.75	43	0.61	153.56	188	4.86	1,668.13	1,928	58.72	18,702.44
Administrative	United States	11,776	182.26	39,758.95	383	21.01	2,174.91	245	2.09	427.27	12,404	205.35	42,361.13
	Territories	234	1.61	666.79	2	0.02	0.00	1	0.00	0.09	237	1.63	666.88
	Overseas	1,819	10.29	2,643.80	40	0.32	72.60	1,305	21.35	5,336.28	3,164	31.97	8,052.67
Administrative Total		13,829	194.16	43,069.54	425	21.34	2,247.51	1,551	23.45	5,763.63	15,805	238.95	51,080.68
Family Housing	United States	50,563	146.69	16,116.55	3,862	14.04	1,349.27	51,773	169.29	18,130.80	106,198	330.02	35,596.62
	Territories	3,353	7.48	1,628.40	0	0.00	0.00	1	0.00	0.47	3,354	7.48	1,628.87
	Overseas	7,009	15.80	2,100.39	4,099	17.46	2,006.94	6,951	85.37	10,697.78	18,059	118.63	14,805.11
Family Housing Total		60,925	169.96	19,845.35	7,961	31.50	3,356.21	58,725	254.66	28,829.05	127,611	456.12	52,030.60
Troop Housing and Mess Facilities	United States	11,690	201.20	43,968.14	115	0.79	154.80	214	1.73	425.47	12,019	203.71	44,548.41
	Territories	505	3.24	1,297.32	0	0.00	0.00	0	0.00	0.00	505	3.24	1,297.32
	Overseas	2,176	28.52	7,125.34	69	0.26	70.61	1,495	32.35	8,458.29	3,740	61.13	15,654.23
Troop Housing and Mess Facilities Total		14,371	232.96	52,390.80	184	1.05	225.41	1,709	34.08	8,883.76	16,264	268.09	61,499.96
Community Facilities	United States	18,525	163.27	34,859.45	117	1.16	200.95	438	5.74	1,149.92	19,080	170.16	36,210.32
	Territories	490	3.70	1,579.90	2	0.00	1.19	5	0.07	19.19	497	3.78	1,600.28
	Overseas	3,930	28.58	7,151.13	83	1.29	344.13	1,953	31.54	7,888.58	5,966	61.41	15,383.84
Community Facilities Total		22,945	195.55	43,590.48	202	2.45	546.27	2,396	37.34	9,057.69	25,543	235.34	53,194.44
Utility & Ground Improvements	United States	10,474	16.86	6,371.03	25	0.02	4.30	358	0.73	411.48	10,857	17.61	6,786.81
	Territories	325	0.41	198.65	0	0.00	0.00	0	0.00	0.00	325	0.41	198.65
	Overseas	3,226	2.33	1,037.76	10	0.02	5.61	1,495	2.28	820.80	4,731	4.64	1,864.17
Utility & Ground Improvements Total		14,025	19.60	7,607.44	35	0.05	9.92	1,853	3.01	1,232.28	15,913	22.66	8,849.64
Total	United States	197,872	1,586.42	335,243.99	5,134	46.15	5,706.51	53,795	186.00	22,203.24	256,801	1,818.57	363,153.75
	Territories	6,460	25.64	9,664.61	5	0.04	5.64	10	0.09	47.75	6,475	25.77	9,718.00
	Overseas	29,399	137.51	33,406.54	4,390	21.30	2,795.80	19,173	225.38	46,327.05	52,962	384.18	82,529.39
Grand Total		233,731	1,749.57	378,315.15	9,529	67.48	8,507.95	72,978	411.47	68,578.04	316,238	2,228.52	455,401.15

Table 3. Buildings Profile (Count, Square Feet and PRV)

Department of Defense Base Structure Report (BSR) FY 2008 Baseline

Structures Profile

DoD uses a reported 181,591 structures throughout the world, valued at over \$162 billion. Table 4 depicts the Department's structures profile by legal interest. Over 90% of the Department's structures are owned while less than 1% are leased.

	Owned	Leased	Other	Total
Army	64,743	445	6,127	71,315
Navy	36,457	241	2,978	39,676
Air Force	51,154	512	4,663	56,329
Marine Corps	11,737	23	2,283	14,043
WHS	224	2	2	228
DoD Total	164,315	1,223	16,053	181,591

Table 4. DoD Structures Profile by Legal Interest

¹ Assets where the legal interest is "State or Local Government Owned" are not included in the totals.

The predominant use of the structures by RPCS Facility Class and PRV is shown in Figure 5.

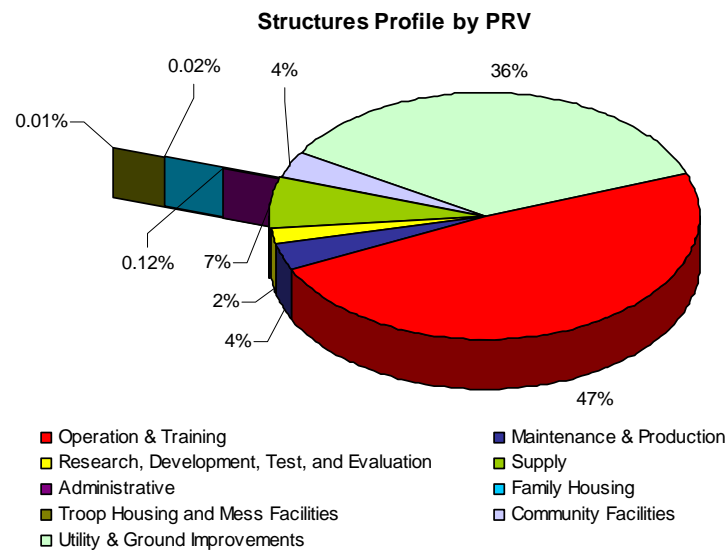


Figure 5. Structures Profile by PRV

**Department of Defense
Base Structure Report (BSR)
FY 2008 Baseline**

The Department's Structure Profile by RPCS facility class, area and interest is shown in Table 5.

Facility Class	Area	Count	PRV (\$M)	Count	PRV (\$M)	Count	PRV (\$M)	Count	PRV (\$M)
Operation & Training	United States	38,787	61,897.16	168	574.74	560	415.76	39,515	62,887.66
	Territories	709	3,581.59	1	0.00	0	0.00	710	3,581.59
	Overseas	7,273	7,347.88	35	26.07	2,579	4,523.42	9,887	11,897.37
Operation & Training Total		46,769	72,826.63	204	600.81	3,139	4,939.18	50,112	78,366.63
Maintenance & Production	United States	3,667	4,760.17	17	9.72	18	15.99	3,702	4,785.88
	Territories	68	51.23	0	0.00	0	0.00	68	51.23
	Overseas	386	239.92	0	0.00	335	737.07	721	976.99
Maintenance & Production Total		4,121	5,051.32	17	9.72	353	753.06	4,491	5,814.10
Research, Development, Test, and Evaluation	United States	2,612	3,230.48	1	0.32	24	6.07	2,637	3,236.88
	Territories	6	11.70	0	0.00	0	0.00	6	11.70
	Overseas	111	58.75	0	0.00	1	0.00	112	58.75
Research, Development, Test, and Evaluation Total		2,729	3,300.94	1	0.32	25	6.07	2,755	3,307.33
Supply	United States	9,932	6,902.29	36	7.47	104	100.84	10,072	7,010.60
	Territories	208	760.29	0	0.00	0	0.00	208	760.29
	Overseas	1,712	1,672.27	19	0.78	612	1,260.90	2,343	2,933.96
Supply Total		11,852	9,334.86	55	8.25	716	1,361.74	12,623	10,704.86
Administrative	United States	4,722	144.13	49	0.53	107	4.79	4,878	149.45
	Territories	100	1.87	0	0.00	0	0.00	100	1.87
	Overseas	741	35.65	0	0.00	175	3.06	916	38.71
Administrative Total		5,563	181.65	49	0.53	282	7.85	5,894	190.03
Family Housing	United States	245	19.47	0	0.00	82	8.20	327	27.67
	Territories	0	0.00	0	0.00	0	0.00	0	0.00
	Overseas	44	5.83	0	0.00	0	0.00	44	5.83
Family Housing Total		289	25.30	0	0.00	82	8.20	371	33.50
Troop Housing and Mess Facilities	United States	512	11.45	4	0.01	2	0.03	518	11.49
	Territories	3	0.03	0	0.00	0	0.00	3	0.03
	Overseas	407	5.48	0	0.00	326	1.31	733	6.79
Troop Housing and Mess Facilities Total		922	16.97	4	0.01	328	1.34	1,254	18.32
Community Facilities	United States	18,368	3,890.55	128	35.77	1,818	302.21	20,314	4,228.53
	Territories	603	250.60	0	0.00	6	0.61	609	251.20
	Overseas	4,554	891.64	141	38.60	899	316.62	5,594	1,246.86
Community Facilities Total		23,525	5,032.79	269	74.36	2,723	619.43	26,517	5,726.58
Utility & Ground Improvements	United States	54,537	47,037.26	360	57.13	1,784	1,019.93	56,681	48,114.32
	Territories	1,592	3,202.03	0	0.00	3	0.04	1,595	3,202.06
	Overseas	12,416	4,333.40	264	24.56	6,618	2,386.79	19,298	6,744.75
Utility & Ground Improvements Total		68,545	54,572.69	624	81.69	8,405	3,406.75	77,574	58,061.13
Total	United States	133,382	127,892.98	763	685.69	4,499	1,873.82	138,644	130,452.48
	Territories	3,289	7,859.35	1	0.00	9	0.64	3,299	7,859.99
	Overseas	27,644	14,590.82	459	90.01	11,545	9,229.18	39,648	23,910.00
Grand Total		164,315	150,343.14	1,223	775.70	16,053	11,103.63	181,591	162,222.47

Table 5. Structures Profile (Count and PRV)

Department of Defense Base Structure Report (BSR) FY 2008 Baseline

Linear Structures Profile

DoD manages a reported 47,885 linear structure facilities throughout the world, valued at over \$88 billion. The Department's linear structures profile by legal interest is depicted at Table 6. The Department owns over 88% of all linear structures.

	Owned	Leased	Other	Total ¹
Army	17,889	95	3,270	21,254
Navy	7,243	44	960	8,247
Air Force	15,310	239	1,150	16,699
Marine Corps	1,432	0	198	1,630
WHS	54	0	1	55
DoD Total	41,928	378	5,579	47,885

¹ Assets where the legal interest is "State or Local Government Owned" are not included in the totals.

The predominant use of the linear structures by RPCS Facility Class and PRV is shown in Figure 6.

Linear Structures Profile by PRV

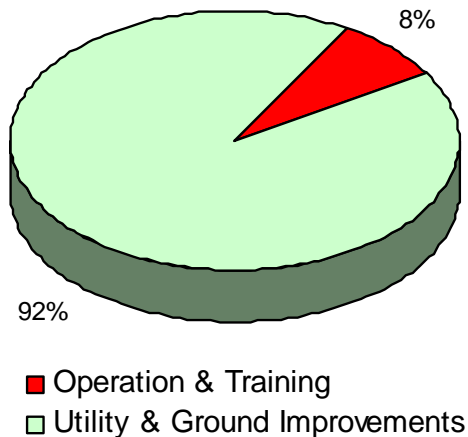


Figure 6. Linear Structures Profile by PRV

**Department of Defense
Base Structure Report (BSR)
FY 2008 Baseline**

The Department's Linear Structures Profile by RPCS facility class, area, and interest is shown in Table 7.

Facility Class	Area	Owned		Leased		Other		DoD Total	
		Count	PRV(\$M)	Count	PRV(\$M)	Count	PRV(\$M)	Count	PRV(\$M)
Operation & Training	United States	2,088	5,646.83	24	3.98	26	47.42	2,138	5,698.24
	Territories	51	636.94	0	0.00	1	0.01	52	636.95
	Overseas	344	579.43	0	0.00	141	293.51	485	872.95
Operation & Training Total		2,483	6,863.20	24	3.98	168	340.95	2,675	7,208.13
Utility & Ground Improvements	United States	32,927	64,411.02	298	64.17	1,927	2,893.37	35,152	67,368.55
	Territories	772	2,108.72	0	0.00	5	0.25	777	2,108.97
	Overseas	5,746	5,620.30	56	27.26	3,479	6,356.57	9,281	12,004.13
Utility & Ground Improvements Total		39,445	72,140.03	354	91.43	5,411	9,250.19	45,210	81,481.65
Total	United States	35,015	70,057.84	322	68.15	1,953	2,940.79	37,290	73,066.79
	Territories	823	2,745.66	0	0.00	6	0.26	829	2,745.92
	Overseas	6,090	6,199.73	56	27.26	3,620	6,650.08	9,766	12,877.08
Grand Total		41,928	79,003.23	378	95.41	5,579	9,591.14	47,885	88,689.78

Table 7. Linear Structures Profile (Count and PRV)

Department of Defense Base Structure Report (BSR) FY 2008 Baseline

Land Profile

DoD manages over 29.8 million acres of land worldwide. More than 98% of that land is located in the United States or U.S. Territories. The majority of land controlled by the Department (74%) is government owned. The Army controls the largest percentage of the Department's land – 52%. The Air Force manages the next largest portion of the total acreage at 33%. Figure 7 and Table 8 depicts the land profile.

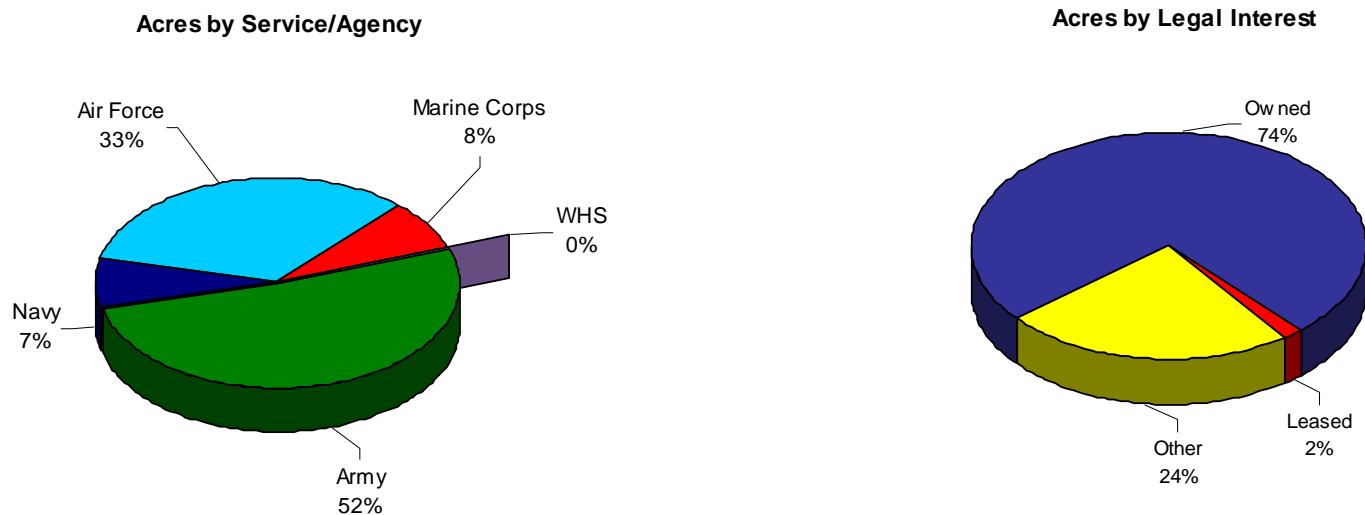


Figure 7. Land Profile by Service/Agency and Legal Interest.

	Owned	Leased	Other	Total ¹
Army	12,089,157.1	208,239.2	3,127,915.3	15,425,311.6
Navy	1,889,476.3	113,534.4	198,921.8	2,201,932.4
Air Force	6,050,176.6	85,350.8	3,688,939.1	9,824,466.5
Marine Corps	2,162,613.0	63,115.5	124,059.6	2,349,788.1
WHS	990.8	0.0	0.0	990.8
DoD Total	22,192,413.7	470,239.8	7,139,835.7	29,802,489.3

Table 8. Land Profile (Acres)

¹In Sections VIII and IX of the report, the heading 'Total Acres' includes all legal interest types EXCEPT "State or Local Government Owned". Section X, 'Total Acres' includes all legal interest types INCLUDING "State or Local Government Owned".

Department of Defense Base Structure Report (BSR) FY 2008 Baseline

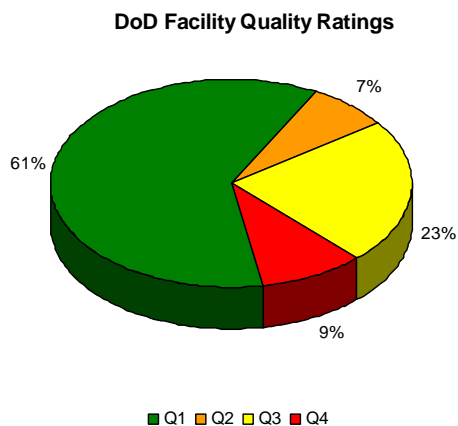
Facility Quality Profile

Initial reporting of the Department's quality of facilities began in CY 2005. To promote standardization and objectivity, facility Q-ratings are stated as the result of a mathematical formula comparing the estimated cost (typically by looking at outstanding work orders) to restore a facility to the total amount of its current plant replacement value. The resulting percentage is then reported in the table below (Table 9).

Code	Definition
Q-1	The sum of all necessary restoration and modernization costs is not greater than 10 percent of the replacement value of the facility.
Q-2	The sum of all necessary restoration and modernization costs is greater than 10 percent but not greater than 20 percent of the replacement value of the facility.
Q-3	The sum of all necessary restoration and modernization costs is greater than 20 percent but not greater than 40 percent of the replacement value of the facility.
Q-4	The sum of all necessary restoration and modernization costs is greater than 40 percent of the replacement value of the facility.

Table 9. Q-Status Criteria

The Department's Q-status reporting reveals 61 percent of all facilities within the DoD are rated Q-1 with over 32 percent of all facilities (Q-3 and Q-4) needing significant funding to restore facilities to good working order to meet full facility value. The Table with Figure 8 breaks out DoD's Q-status by Service/Agency.



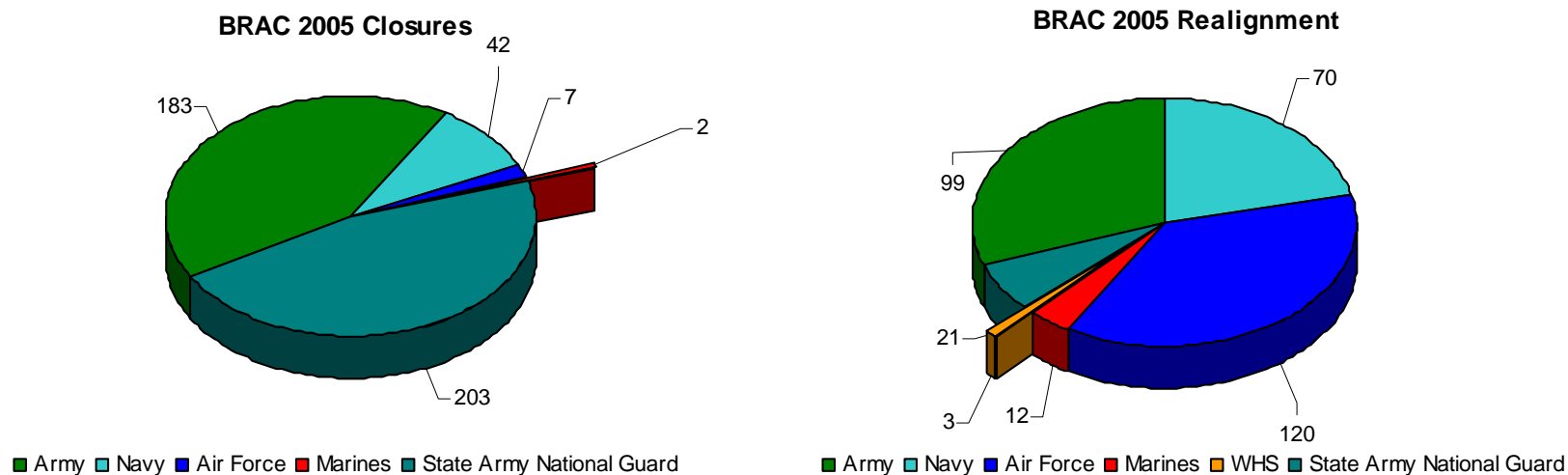
	Q1	Q2	Q3	Q4
DoD	60.7%	7.0%	22.9%	9.3%
Army	32.4%	5.7%	47.9%	14.0%
Navy	81.3%	5.0%	6.0%	7.7%
Air Force	93.9%	1.5%	0.8%	3.8%
Marine Corps	39.9%	42.0%	10.6%	7.4%
WHS	60.5%	2.3%	0.0%	37.2%

Figure 8. DoD Facility Quality Ratings

Department of Defense Base Structure Report (BSR) FY 2008 Baseline

2005 Base Realignment and Closure (BRAC)

The total implementation of the BRAC 2005 will result in the closure of 437 sites valued at \$18.7B and realignment at an additional 325 sites. Figure 9 shows by Service and Component, to include the Army State National Guard, the number of sites affected by BRAC 2005.



Service	Closure							Realignment				
	Active		Guard		Reserve		Total	Active	Guard	Reserve	Total	
	# Sites	PRV (\$M)	# Sites	PRV (\$M)	# Sites	PRV (\$M)	# Sites	PRV (\$M)	# Sites	# Sites	# Sites	# Sites
Army	16	\$ 9,435.99	6	\$ 977.24	161	\$ 1,269.06	183	\$ 11,682.29	65	10	24	99
Navy	7	\$ 2,498.74	0	\$ 0.00	35	\$ 825.78	42	\$ 3,324.52	66	0	4	70
Air Force	5	\$ 2,189.95	1	\$ 212.17	1	\$ 137.76	7	\$ 2,539.88	56	56	8	120
Marines	0	\$ 0.00	0	\$ 0.00	2	\$ 11.02	2	\$ 11.02	11	0	1	12
WHS	0	\$ 0.00	0	\$ 0.00	0	\$ 0.00	0	\$ 0.00	3	0	0	3
DoD Total	28	\$ 14,124.68	7	\$ 1,189.41	199	\$ 2,243.62	234	\$ 17,557.71	201	66	37	304
State Army National Guard			203	\$ 1,143.96			203	\$ 1,143.96		21		21
Total DoD and State ARNG	28	\$ 14,124.68	210	\$ 2,333.37	199	\$ 2,243.62	437	\$ 18,701.67	201	87	37	325

Figure 9. BRAC 2005 Implementation

**Department of Defense
Base Structure Report (BSR)
FY 2008 Baseline**

V. SUMMARY OF CHANGES

- Section IV – Portfolio Summary: Number of sites reported increased as a result of implementing the standardized DoD Real Property Inventory Requirements and new Site Registry identifiers. The total number of DoD sites increased by approximately 100 from last year’s report.
- Added appendix containing acronyms used in the report.

VI. CONCLUSION

The Base Structure Report is designed to provide the reader with a snapshot view of the vast real property inventory maintained by today’s Department of Defense. Our physical infrastructure provides the critical framework supporting the global war on terrorism and supports our military forces worldwide. While the Department continues the transformation of its business processes and realigns many of our sites in response to BRAC 2005 and the Global Defense Posture, the location and quality of our facilities continues to be our key focus as a critical component of the Department’s readiness. The recently released Defense Installations Strategic Plan includes goal 5 “Right Management Practices”, which challenges the Department to embrace modern asset management techniques to enhance the vast physical infrastructure. The Department’s vision for transformation is reflected in this report as sites are closed, restructured and realigned to more efficiently support the joint warfighter. Our network of quality operational and support facilities located at sites around the world are the core of U.S. combat power, an inseparable element of the nation’s military readiness and wartime effectiveness.

THIS PAGE INTENTIONALLY LEFT BLANK

VII. SITE SIZE SUMMARIES

Site Size By Location - FY 2008 Baseline Data

<i>Location</i>	<i>No. of Large Sites</i>	<i>No. of Medium Sites</i>	<i>No. of Small Sites</i>	<i>No. of Other Sites</i>	<i>Total Sites</i>
United States	96	100	3,417	951	4,564
US Territories	3	2	66	33	104
Foreign	12	18	678	53	761
Total	111	120	4,161	1,037	5,429

<i>Location</i>	<i>Component</i>	<i>No. of Large Sites</i>	<i>No. of Medium Sites</i>	<i>No. of Small Sites</i>	<i>No. of Other Sites</i>	<i>Total Sites</i>
United States	Army	37	29	1,315	503	1,884
	Navy	18	26	632	279	955
	Air Force	34	38	1,383	126	1,581
	Marine Corps	7	5	75	43	130
	WHS	0	2	12	0	14
	United States Total:	96	100	3,417	951	4,564
US Territories	Army	0	0	23	4	27
	Navy	2	2	24	29	57
	Air Force	1	0	18	0	19
	Marine Corps	0	0	1	0	1
	US Territories Total:	3	2	66	33	104
Foreign	Army	1	8	308	10	327
	Navy	3	2	119	25	149
	Air Force	7	5	236	11	259
	Marine Corps	1	3	15	7	26
	Foreign Total:	12	18	678	53	761
Grand Total:		111	120	4,161	1,037	5,429

<i>Large Site</i>	= Total PRV greater than or equal to \$1.665B
<i>Medium Site</i>	= Total PRV less than \$1.665B and greater than or equal to \$888M
<i>Small Site</i>	= Total PRV less than \$888M and greater than 0
<i>Other Site</i>	= PRV equal to 0 (Zero) - primarily land records

Site Size By Location - FY 2008 Baseline Data

<i>Location</i>	<i>Component</i>	<i>No. of Large Sites</i>	<i>No. of Medium Sites</i>	<i>No. of Small Sites</i>	<i>No. of Other Sites</i>	<i>Total Sites</i>
Alabama	Army	2	1	46	14	63
	Navy	0	0	12	4	16
	Air Force	0	1	9	0	10
	Marine Corps	0	0	2	0	2
	Total	2	2	69	18	91
Alaska	Army	2	1	75	14	92
	Navy	1	0	7	0	8
	Air Force	3	0	49	15	67
	Total	6	1	131	29	167
Arizona	Army	1	1	15	5	22
	Navy	0	0	3	0	3
	Air Force	1	1	16	2	20
	Marine Corps	0	1	2	1	4
	Total	2	3	36	8	49
Arkansas	Army	0	1	17	0	18
	Air Force	0	1	7	0	8
	Total	0	2	24	0	26
California	Army	1	1	70	8	80
	Navy	4	6	146	45	201
	Air Force	5	5	63	2	75
	Marine Corps	3	0	17	6	26
	Total	13	12	296	61	382
Colorado	Army	2	0	13	7	22
	Navy	0	0	2	0	2
	Air Force	1	2	70	0	73
	Total	3	2	85	7	97

<i>Large Site</i>	= Total PRV greater than or equal to \$1.665B
<i>Medium Site</i>	= Total PRV less than \$1.665B and greater than or equal to \$888M
<i>Small Site</i>	= Total PRV less than \$888M and greater than 0
<i>Other Site</i>	= PRV equal to 0 (Zero) - primarily land records

Site Size By Location - FY 2008 Baseline Data

<i>Location</i>	<i>Component</i>	<i>No. of Large Sites</i>	<i>No. of Medium Sites</i>	<i>No. of Small Sites</i>	<i>No. of Other Sites</i>	<i>Total Sites</i>
Connecticut	Army	0	0	12	1	13
	Navy	0	1	12	1	14
	Air Force	0	0	2	0	2
	Total	0	1	26	2	29
Delaware	Army	0	0	4	0	4
	Navy	0	0	1	0	1
	Air Force	0	1	2	2	5
	Total	0	1	7	2	10
District of Columbia	Army	0	1	3	0	4
	Navy	0	0	8	3	11
	Air Force	0	1	0	0	1
	Marine Corps	0	0	3	0	3
	WHS	0	0	1	0	1
	Total	0	2	15	3	20
Florida	Army	0	0	39	26	65
	Navy	2	1	60	28	91
	Air Force	1	5	46	10	62
	Marine Corps	0	0	3	1	4
	Total	3	6	148	65	222
Georgia	Army	3	1	24	6	34
	Navy	1	0	11	1	13
	Air Force	1	1	10	3	15
	Marine Corps	0	1	4	1	6
	Total	5	3	49	11	68

<i>Large Site</i>	= Total PRV greater than or equal to \$1.665B
<i>Medium Site</i>	= Total PRV less than \$1.665B and greater than or equal to \$888M
<i>Small Site</i>	= Total PRV less than \$888M and greater than 0
<i>Other Site</i>	= PRV equal to 0 (Zero) - primarily land records

Site Size By Location - FY 2008 Baseline Data

<i>Location</i>	<i>Component</i>	<i>No. of Large Sites</i>	<i>No. of Medium Sites</i>	<i>No. of Small Sites</i>	<i>No. of Other Sites</i>	<i>Total Sites</i>
Hawaii	Army	1	2	24	1	28
	Navy	1	2	23	7	33
	Air Force	1	0	19	1	21
	Marine Corps	1	0	7	0	8
	Total	4	4	73	9	90
Idaho	Army	0	0	11	6	17
	Navy	0	0	4	1	5
	Air Force	1	0	42	2	45
	Total	1	0	57	9	67
Illinois	Army	0	2	41	2	45
	Navy	1	0	7	10	18
	Air Force	1	1	6	0	8
	Marine Corps	0	0	1	0	1
	Total	2	3	55	12	72
Indiana	Army	1	1	28	1	31
	Navy	1	0	2	0	3
	Air Force	0	0	6	0	6
	Marine Corps	0	0	1	0	1
	Total	2	1	37	1	41
Iowa	Army	0	1	26	5	32
	Navy	0	0	1	0	1
	Air Force	0	0	3	0	3
	Total	0	1	30	5	36
Kansas	Army	2	0	28	7	37
	Navy	0	0	1	0	1
	Air Force	0	1	8	0	9
	Total	2	1	37	7	47

<i>Large Site</i>	= Total PRV greater than or equal to \$1.665B
<i>Medium Site</i>	= Total PRV less than \$1.665B and greater than or equal to \$888M
<i>Small Site</i>	= Total PRV less than \$888M and greater than 0
<i>Other Site</i>	= PRV equal to 0 (Zero) - primarily land records

Site Size By Location - FY 2008 Baseline Data

<i>Location</i>	<i>Component</i>	<i>No. of Large Sites</i>	<i>No. of Medium Sites</i>	<i>No. of Small Sites</i>	<i>No. of Other Sites</i>	<i>Total Sites</i>
Kentucky	Army	3	1	25	4	33
	Navy	0	0	1	1	2
	Air Force	0	0	1	0	1
	Total	3	1	27	5	36
Louisiana	Army	1	0	18	7	26
	Navy	0	0	7	1	8
	Air Force	1	0	10	0	11
	Marine Corps	0	0	1	1	2
	Total	2	0	36	9	47
Maine	Army	0	0	9	2	11
	Navy	0	1	13	9	23
	Air Force	0	0	7	0	7
	Total	0	1	29	11	41
Maryland	Army	2	1	27	0	30
	Navy	1	3	31	15	50
	Air Force	1	0	8	0	9
	Marine Corps	0	0	1	0	1
	WHS	0	0	2	0	2
	Total	4	4	69	15	92
Massachusetts	Army	0	0	27	0	27
	Navy	0	0	11	4	15
	Air Force	0	1	10	0	11
	Marine Corps	0	0	2	0	2
	Total	0	1	50	4	55

<i>Large Site</i>	= Total PRV greater than or equal to \$1.665B
<i>Medium Site</i>	= Total PRV less than \$1.665B and greater than or equal to \$888M
<i>Small Site</i>	= Total PRV less than \$888M and greater than 0
<i>Other Site</i>	= PRV equal to 0 (Zero) - primarily land records

Site Size By Location - FY 2008 Baseline Data

<i>Location</i>	<i>Component</i>	<i>No. of Large Sites</i>	<i>No. of Medium Sites</i>	<i>No. of Small Sites</i>	<i>No. of Other Sites</i>	<i>Total Sites</i>
Michigan	Army	0	0	25	1	26
	Navy	0	0	6	1	7
	Air Force	0	1	7	0	8
	Total	0	1	38	2	41
Minnesota	Army	0	0	26	21	47
	Navy	0	0	4	1	5
	Air Force	0	0	5	0	5
	Total	0	0	35	22	57
Mississippi	Army	0	0	24	67	91
	Navy	0	0	9	5	14
	Air Force	1	0	11	0	12
	Total	1	0	44	72	117
Missouri	Army	1	0	34	9	44
	Navy	0	0	5	2	7
	Air Force	1	0	13	1	15
	Marine Corps	0	0	3	9	12
	Total	2	0	55	21	78
Montana	Army	0	0	14	4	18
	Navy	0	0	2	0	2
	Air Force	0	1	234	1	236
	Total	0	1	250	5	256
Nebraska	Army	0	0	19	1	20
	Navy	0	0	2	0	2
	Air Force	0	1	91	1	93
	Total	0	1	112	2	115

<i>Large Site</i>	= Total PRV greater than or equal to \$1.665B
<i>Medium Site</i>	= Total PRV less than \$1.665B and greater than or equal to \$888M
<i>Small Site</i>	= Total PRV less than \$888M and greater than 0
<i>Other Site</i>	= PRV equal to 0 (Zero) - primarily land records

Site Size By Location - FY 2008 Baseline Data

<i>Location</i>	<i>Component</i>	<i>No. of Large Sites</i>	<i>No. of Medium Sites</i>	<i>No. of Small Sites</i>	<i>No. of Other Sites</i>	<i>Total Sites</i>
Nevada	Army	1	0	6	1	8
	Navy	0	1	13	7	21
	Air Force	1	1	18	9	29
	Total	2	2	37	17	58
New Hampshire	Army	0	0	8	2	10
	Air Force	0	0	4	0	4
	Total	0	0	12	2	14
New Jersey	Army	1	2	12	1	16
	Navy	0	2	7	13	22
	Air Force	1	0	7	2	10
	Total	2	4	26	16	48
New Mexico	Army	1	0	16	3	20
	Navy	0	0	1	1	2
	Air Force	2	1	18	0	21
	Total	3	1	35	4	43
New York	Army	2	0	48	119	169
	Navy	0	0	20	0	20
	Air Force	0	1	19	2	22
	Marine Corps	0	0	4	0	4
	Total	2	1	91	121	215
North Carolina	Army	1	0	37	9	47
	Navy	0	0	9	12	21
	Air Force	0	2	12	1	15
	Marine Corps	2	1	9	19	31
	Total	3	3	67	41	114

<i>Large Site</i>	= Total PRV greater than or equal to \$1.665B
<i>Medium Site</i>	= Total PRV less than \$1.665B and greater than or equal to \$888M
<i>Small Site</i>	= Total PRV less than \$888M and greater than 0
<i>Other Site</i>	= PRV equal to 0 (Zero) - primarily land records

Site Size By Location - FY 2008 Baseline Data

<i>Location</i>	<i>Component</i>	<i>No. of Large Sites</i>	<i>No. of Medium Sites</i>	<i>No. of Small Sites</i>	<i>No. of Other Sites</i>	<i>Total Sites</i>
North Dakota	Army	0	0	31	6	37
	Navy	0	0	3	0	3
	Air Force	1	1	288	2	292
	Total	1	1	322	8	332
Ohio	Army	0	0	48	3	51
	Navy	0	0	8	0	8
	Air Force	1	0	12	0	13
	Marine Corps	0	0	1	0	1
	Total	1	0	69	3	73
Oklahoma	Army	2	0	24	7	33
	Navy	0	0	2	1	3
	Air Force	1	1	12	0	14
	Total	3	1	38	8	50
Oregon	Army	0	1	8	11	20
	Navy	0	0	5	0	5
	Air Force	0	0	5	0	5
	Total	0	1	18	11	30
Pennsylvania	Army	0	2	76	16	94
	Navy	0	1	18	6	25
	Air Force	0	0	8	1	9
	Marine Corps	0	0	3	0	3
	WHS	0	0	1	0	1
	Total	0	3	106	23	132
Rhode Island	Army	0	0	11	1	12
	Navy	1	0	11	3	15
	Air Force	0	0	3	0	3
	Total	1	0	25	4	30

<i>Large Site</i>	= Total PRV greater than or equal to \$1.665B
<i>Medium Site</i>	= Total PRV less than \$1.665B and greater than or equal to \$888M
<i>Small Site</i>	= Total PRV less than \$888M and greater than 0
<i>Other Site</i>	= PRV equal to 0 (Zero) - primarily land records

Site Size By Location - FY 2008 Baseline Data

<i>Location</i>	<i>Component</i>	<i>No. of Large Sites</i>	<i>No. of Medium Sites</i>	<i>No. of Small Sites</i>	<i>No. of Other Sites</i>	<i>Total Sites</i>
South Carolina	Army	1	0	24	2	27
	Navy	1	0	12	12	25
	Air Force	0	2	12	6	20
	Marine Corps	0	2	3	4	9
	Total	2	4	51	24	81
South Dakota	Army	0	0	5	42	47
	Navy	0	0	1	0	1
	Air Force	1	0	23	1	25
	Total	1	0	29	43	73
Tennessee	Army	0	1	20	10	31
	Navy	0	0	5	1	6
	Air Force	1	0	4	1	6
	Marine Corps	0	0	1	0	1
	Total	1	1	30	12	44
Texas	Army	3	1	67	29	100
	Navy	0	3	21	12	36
	Air Force	3	3	51	1	58
	Marine Corps	0	0	2	0	2
	Total	6	7	141	42	196
Utah	Army	0	2	19	1	22
	Navy	0	0	2	0	2
	Air Force	1	0	12	58	71
	Total	1	2	33	59	95
Vermont	Army	0	0	7	1	8
	Navy	0	0	1	0	1
	Air Force	0	0	1	0	1
	Total	0	0	9	1	10

<i>Large Site</i>	= Total PRV greater than or equal to \$1.665B
<i>Medium Site</i>	= Total PRV less than \$1.665B and greater than or equal to \$888M
<i>Small Site</i>	= Total PRV less than \$888M and greater than 0
<i>Other Site</i>	= PRV equal to 0 (Zero) - primarily land records

Site Size By Location - FY 2008 Baseline Data

<i>Location</i>	<i>Component</i>	<i>No. of Large Sites</i>	<i>No. of Medium Sites</i>	<i>No. of Small Sites</i>	<i>No. of Other Sites</i>	<i>Total Sites</i>
Virginia	Army	1	4	35	3	43
	Navy	2	3	52	27	84
	Air Force	0	1	4	0	5
	Marine Corps	1	0	4	0	5
	WHS	0	2	8	0	10
	Total	4	10	103	30	147
Washington	Army	1	0	23	4	28
	Navy	2	2	40	44	88
	Air Force	2	0	22	2	26
	Marine Corps	0	0	1	0	1
	Total	5	2	86	50	143
West Virginia	Army	0	0	31	6	37
	Navy	0	0	5	0	5
	Air Force	0	0	3	0	3
	Total	0	0	39	6	45
Wisconsin	Army	1	1	32	5	39
	Navy	0	0	5	0	5
	Air Force	0	0	7	0	7
	Marine Corps	0	0	0	1	1
	Total	1	1	44	6	52
Wyoming	Army	0	0	3	2	5
	Navy	0	0	0	1	1
	Air Force	0	1	83	0	84
	Total	0	1	86	3	90
United States Total:		96	100	3,417	951	4,564

<i>Large Site</i>	= Total PRV greater than or equal to \$1.665B
<i>Medium Site</i>	= Total PRV less than \$1.665B and greater than or equal to \$888M
<i>Small Site</i>	= Total PRV less than \$888M and greater than 0
<i>Other Site</i>	= PRV equal to 0 (Zero) - primarily land records

Site Size By Location - FY 2008 Baseline Data

<i>Location</i>	<i>Component</i>	<i>No. of Large Sites</i>	<i>No. of Medium Sites</i>	<i>No. of Small Sites</i>	<i>No. of Other Sites</i>	<i>Total Sites</i>
Territories	Army	0	0	23	4	27
	Navy	2	2	24	29	57
	Air Force	1	0	18	0	19
	Marine Corps	0	0	1	0	1
	Total	3	2	66	33	104
Overseas	Army	1	8	308	10	327
	Navy	3	2	119	25	149
	Air Force	7	5	236	11	259
	Marine Corps	1	3	15	7	26
	Total	12	18	678	53	761
Worldwide Total:		111	120	4,161	1,037	5,429

<i>Large Site</i>	= Total PRV greater than or equal to \$1.665B
<i>Medium Site</i>	= Total PRV less than \$1.665B and greater than or equal to \$888M
<i>Small Site</i>	= Total PRV less than \$888M and greater than 0
<i>Other Site</i>	= PRV equal to 0 (Zero) - primarily land records

THIS PAGE INTENTIONALLY LEFT BLANK

DEPARTMENT OF DEFENSE
Base Structure Report - As of 30 Sept 2007

VIII. TOTAL DOD INVENTORY

THIS PAGE INTENTIONALLY LEFT BLANK

DEPARTMENT OF DEFENSE
Base Structure Report - As of 30 Sept 2007

SITE	BRAC 2005	COMPONENT	NAME NEAREST CITY	BUILDINGS						ACRES OWNED	TOTAL ACRES	PRV (\$M)	MIL	CIV	OTHER
				OWNED		LEASED		OTHER							
				COUNT	SQFT	COUNT	SQFT	COUNT	SQFT						
Alabama															
10C Stagefield		Army Active	Fort Rucker	5	2,933	0	0	0	0	180	180	19.5	0	0	0
310th Chem USARC	C	Army Reserve	Anniston	3	74,933	0	0	0	0	19	19	13.1	209	3	1
Abston ANGS		AF Guard	Montgomery	8	81,723	0	0	0	0	0	27	14.0	39	1	0
Allen Stagefield		Army Active	Newton	5	3,599	0	0	0	0	114	114	18.0	0	0	0
Anniston Army Depot	R	Army Active	Anniston	1,749	9,017,390	0	0	1	742	15,282	15,282	1,858.3	7	4,833	2,022
Barin Field		Navy Active	Foley	7	9,524	0	0	0	0	763	818	32.8	0	0	0
Bill Nichols USARC/ECS #158		Army Reserve	Anniston	2	61,185	0	0	0	0	17	17	15.2	170	6	0
Birmingham Airport	R	AF Guard	Birmingham	39	339,782	0	0	0	0	0	145	109.2	928	0	0
Brown (4B) Stagefield		Army Active	New Brockton	5	3,253	0	0	0	0	176	176	19.6	0	0	0
Cairns Basefield		Army Active	Daleville	53	504,269	0	0	0	0	1,326	1,326	208.3	0	0	0
Dothan Regional Airport (ANGS)		AF Guard	Dothan	13	97,472	0	0	0	0	36	36	17.3	190	0	0
Fort Benning AL		Army Active	Fort Mitchell	70	60,187	0	0	2	169	12,138	12,138	35.8	0	0	0
Fort McClellan ARNG Training Center		Army Guard	Anniston	228	923,097	0	0	0	0	22,550	22,550	203.3	226	42	410
Fort Rucker	R	Army Active	Fort Rucker	625	4,846,696	6	14,821	8	189,547	57,776	59,382	1,347.5	5,621	1,944	6,229
Goldberg Stagefield		Army Active	Ozark	4	6,028	0	0	0	0	101	101	16.6	0	0	0
Highbluff Stagefield		Army Active	Hartford	5	3,847	0	0	0	0	190	190	16.8	0	0	0
Horace B Hanson USARC		Army Reserve	Birmingham	3	99,805	0	0	0	0	14	14	17.9	545	6	12
Hunt Stagefield		Army Active	Ozark	5	4,203	0	0	0	0	153	153	17.4	0	0	0
Louisville Stagefield		Army Active	Louisville	2	128	0	0	0	0	104	104	11.3	0	0	0
Martin ANGS	R	AF Guard	Gadsden	14	71,253	0	0	0	0	0	29	12.8	0	0	0
Maxwell AFB	R	AF Active	Maxwell AFB	593	5,799,480	0	0	0	0	2,548	3,674	1,145.1	2,709	1,204	0
Maxwell AFB Gunter Annex		AF Active	Gunter AFB	221	2,287,445	2	31,567	0	0	356	376	386.9	1,058	569	40
Montgomery ANGS		AF Guard	Montgomery	6	65,123	0	0	0	0	12	12	11.1	105	0	0
Montgomery Regional Airport ANGB	R	AF Guard	Montgomery	42	322,249	0	0	0	0	0	70	80.2	804	0	0
NOLF Brewton		Navy Active	Brewton	0	0	2	1,070	0	0	0	653	25.4	0	0	0
NOLF Evergreen		Navy Active	Evergreen	0	0	1	7,650	0	0	132	440	17.8	0	0	0
NOLF Silverhill		Navy Active	Silverhill	2	1,443	0	0	0	0	400	400	19.6	0	0	0
NOLF Summerdale		Navy Active	Summerdale	1	1,024	0	0	0	0	565	565	23.7	0	0	0
NOLF Wolf		Navy Active	Elberta	1	240	0	0	0	0	422	422	25.7	0	0	0
NOSC-MCRC Bessemer AI		Navy Reserve	Bessemer	9	71,891	0	0	0	0	16	16	13.4	571	0	0
Redstone Arsenal	R	Army Active	Huntsville	1,302	11,260,378	0	0	10	37,002	30,920	37,910	3,735.1	1,800	8,348	16,620
Runkle Stagefield		Army Active	Elba	5	4,718	0	0	0	0	235	235	12.1	0	0	0
Shell Basefield		Army Active	Enterprise	13	63,794	0	0	0	0	296	296	50.3	0	0	0

* Sites having assets that are Federally funded (e.g., owned, lease, licence, permit) and State-owned interest.

** US Locations that do not meet criteria of at least ten (10) Acres AND at least \$10M PRV. US Territories and Non-US Locations that do not meet criteria of at least ten (10) Acres OR at least \$10M PRV.

DEPARTMENT OF DEFENSE
Base Structure Report - As of 30 Sept 2007

SITE	BRAC 2005	COMPONENT	NAME NEAREST CITY	BUILDINGS						ACRES OWNED	TOTAL ACRES	PRV (\$M)	MIL	CIV	OTHER
				OWNED		LEASED		OTHER							
				COUNT	SQFT	COUNT	SQFT	COUNT	SQFT						
Skelly Stagefield		Army Active	Kinston	3	1,929	0	0	0	0	193	193	19.6	0	0	0
Stinson (5AB) Stagefield		Army Active	New Brockton	5	3,433	0	0	0	0	191	191	19.5	0	0	0
Toth Stagefield		Army Active	Dothan	4	3,177	0	0	0	0	128	128	24.2	0	0	0
** OTHER SITE(S) : 55				111	705,552	10	60,524	1	4,971	370	712	143.9	3,435	127	19
Alabama Total:				5,163	36,803,183	21	115,632	22	232,431	147,723	159,094	9,757.9	18,417	17,083	25,353

Alaska

Back Island		Navy Active	Ketchikan	3	23,756	0	0	0	0	0	15	55.0	0	0	0
Barter Island Dew Station Bar		AF Active	Kaktovik	7	65,887	0	0	0	0	0	641	103.1	0	0	0
Big Mountain Radio Relay Site		AF Active	Iliamna	0	0	0	0	0	0	0	402	33.7	0	0	0
Birch Lake Recreation Annex		AF Active	Salcha	31	17,983	0	0	0	0	0	51	13.6	0	0	0
Black Rapids Training Area		Army Active	Delta Junction	10	41,227	0	0	0	0	2,782	2,785	18.5	0	0	0
Blair Lake Air Force Rangeex		AF Active	Fairbanks	4	33,094	0	0	0	0	0	33,963	26.1	0	0	0
Cape Lisburne Long Range Radar Site		AF Active	Point Hope	7	46,258	0	0	0	0	0	1,125	107.3	0	0	0
Cape Newenham Long Range Radar Site		AF Active	Platinum	9	54,720	0	0	0	0	0	2,359	118.7	0	0	0
Cape Romanzof Long Range Radar Site		AF Active	Hooper Bay	8	36,745	0	0	0	0	0	4,900	77.4	0	0	0
Chena River Research Site		AF Active	North Pole	2	420	0	0	0	0	0	3,791	54.7	0	0	0
Clear AB		AF Active	Clear AFB	53	884,353	0	0	0	0	11,438	11,438	553.6	114	60	0
Cold Bay Long Range Radar Site		AF Active	Cold Bay	5	13,548	0	0	0	0	0	208	25.9	0	0	0
Donnelly Training Area		Army Active	Delta Junction	35	50,340	0	0	0	0	631,693	631,693	76.3	0	0	0
Driftwood Bay Radio Relay Site		AF Active	Unalaska	0	0	0	0	0	0	0	459	28.4	0	0	0
Eareckson AS		AF Active	Shemya Station	94	1,256,160	0	0	0	0	0	3,520	1,862.9	0	0	0
Eielson AFB	R	AF Active	North Pole	449	5,785,826	8	44,933	216	1,555,121	0	24,429	4,028.7	2,703	399	0
Elmendorf AFB	R	AF Active	Anchorage	385	7,367,416	1	19,112	0	0	11,949	13,452	4,156.5	6,439	1,255	10
Fairbanks Eielson Pipeline		Army Active	Fort Wainwright	4	5,645	0	0	0	0	69	120	467.3	0	0	0
Flaxman Island Range Radar Site		AF Active	Eielson	12	25,438	0	0	0	0	0	605	40.9	0	0	0
Fort Greely	R	Army Active	Delta Junction	205	1,652,064	0	0	0	0	7,200	7,200	1,519.1	212	115	1,189
Fort Richardson	R	Army Active	Fort Richardson	762	8,330,720	0	0	18	193,264	71,089	71,089	3,939.2	7,220	1,023	1,295
Fort Wainwright	R	Army Active	Fort Wainwright	618	8,475,115	56	337,680	9	167,602	656,212	656,241	4,517.2	5,317	790	1,300
Fort Yukon Long Range Radar Site		AF Active	Fort Yukon Station	6	47,303	0	0	0	0	0	205	20.1	0	0	0
Galena Airport	C	AF Active	Galena	42	356,369	0	0	0	0	0	163	272.4	0	0	0
Gerstle River Arctic Test Site		Army Active	Delta Junction	0	0	0	0	0	0	1,650	20,750	117.7	0	0	0
Granite Mountain Radio Relay Site		AF Active	Koyuk	7	26,079	0	0	0	0	0	258	31.4	0	0	0
Haarp Research Station		AF Active	Gulkana	11	31,574	0	0	0	0	5,408	5,408	28.7	0	0	0

* Sites having assets that are Federally funded (e.g., owned, lease, licence, permit) and State-owned interest.

** US Locations that do not meet criteria of at least ten (10) Acres AND at least \$10M PRV. US Territories and Non-US Locations that do not meet criteria of at least ten (10) Acres OR at least \$10M PRV.

DEPARTMENT OF DEFENSE
Base Structure Report - As of 30 Sept 2007

SITE	BRAC 2005	COMPONENT	NAME NEAREST CITY	BUILDINGS						ACRES OWNED	TOTAL ACRES	PRV (\$M)	MIL	CIV	OTHER
				OWNED		LEASED		OTHER							
				COUNT	SQFT	COUNT	SQFT	COUNT	SQFT						
Haines Terminal		Army Active	Fort Richardson	0	0	0	0	0	0	201	201	22.7	0	0	0
Indian Mountain Long Range Radar Site		AF Active	Hughes	8	33,230	0	0	0	0	0	4,226	56.9	0	0	0
Kalakaket Creek Radio Relay Site		AF Active	Ruby	6	24,424	0	0	0	0	0	316	37.8	0	0	0
King Salmon Airport		AF Active	Naknek	0	0	1	182	55	378,206	134	927	733.3	0	0	0
Kotzebue Long Range Radar Site		AF Active	Kotzebue	2	4,511	0	0	0	0	0	676	10.5	0	0	0
Lonely Short Range Radar Site		AF Active	Barrow	0	0	0	0	13	27,465	0	1,082	59.0	0	0	0
NARL Barrow Camp Tr1		Navy Active	Barrow	69	120,613	0	0	0	0	639	639	157.9	0	0	0
Nikolski Radio Relay Site		AF Active	Unalaska	1	120	0	0	0	0	0	323	11.6	0	0	0
NSGA Adak N63886		Navy Active	Adak Station	38	232,891	0	0	0	0	8,820	8,820	325.4	0	0	0
Oliktok Long Range Radar Site		AF Active	Prudhoe Bay	5	36,636	0	0	0	0	160	832	45.0	0	0	0
Point Barrow Long Range Radar Site		AF Active	Barrow	0	0	0	0	6	52,965	0	266	37.0	0	0	0
Point Lay Long Range Radar Site		AF Active	Wainwright	0	0	0	0	6	36,640	0	1,442	41.0	0	0	0
Seward Recreation Area		Army Active	Fort Richardson	22	54,975	0	0	0	0	1	13	15.3	0	0	0
Sparrevohn Long Range Radar Site		AF Active	Iliamna	8	41,055	0	0	0	0	0	1,179	116.1	0	0	0
Tatalina Long Range Radar Site		AF Active	McGrath	7	37,367	0	0	0	0	0	4,970	61.3	0	0	0
Ted Stevens IAP	C	AF Guard	Anchorage	35	424,609	0	0	0	0	0	129	212.2	1,394	0	0
Tin City Long Range Radar Site		AF Active	Wales	6	83,453	0	0	0	0	37	723	127.9	0	0	0
Wainwright Short Range Radar Site		AF Active	Wainwright	1	2,560	0	0	7	20,062	0	1,519	39.7	0	0	0
Whittier Anchorage Pipeline		Army Active	Fort Richardson	3	5,283	0	0	1	14,400	243	243	205.6	0	0	0
Yukon Command TS		Army Active	Fairbanks	10	15,237	0	0	0	0	287,388	287,418	105.6	0	0	0
** OTHER SITE(S) : 119				143	270,000	7	11,394	2	67,000	4,005	18,275	187.5	513	0	0
Alaska Total:				3,133	36,015,004	73	413,301	333	2,512,725	1,701,117	1,831,489	24,903.8	23,912	3,642	3,794
American Samoa															
Te O USARC		Army Reserve	Pago Pago	5	24,754	1	3,600	0	0	18	110	11.0	368	0	10
American Samoa Total:				5	24,754	1	3,600	0	0	18	110	11.0	368	0	10
Arizona															
Air Force Plant 44		AF Active	Tucson	71	1,030,468	0	0	0	0	2,208	2,208	284.9	0	0	0
Barnes Hall USARC		Army Reserve	Phoenix	5	63,256	0	0	0	0	12	12	15.5	377	21	1
Davis-Monthan AFB		AF Active	Davis Monthan AFB	529	4,631,383	3	1,488	7	62,041	3,370	6,212	1,806.5	6,555	1,085	0
Fort Huachuca	R	Army Active	Fort Huachuca	1,803	7,922,609	0	0	22	142,892	58,142	73,399	2,153.4	7,687	2,670	4,409
Gila Bend Air Force Auxiliary Field		AF Active	Gila Bend	41	143,530	0	0	0	0	640	1,886	102.9	0	0	0

* Sites having assets that are Federally funded (e.g., owned, lease, licence, permit) and State-owned interest.

** US Locations that do not meet criteria of at least ten (10) Acres AND at least \$10M PRV. US Territories and Non-US Locations that do not meet criteria of at least ten (10) Acres OR at least \$10M PRV.

DEPARTMENT OF DEFENSE
Base Structure Report - As of 30 Sept 2007

SITE	BRAC 2005	COMPONENT	NAME NEAREST CITY	BUILDINGS						ACRES OWNED	TOTAL ACRES	PRV (\$M)	MIL	CIV	OTHER
				OWNED		LEASED		OTHER							
				COUNT	SQFT	COUNT	SQFT	COUNT	SQFT						
Herrea Hall USARC		Army Reserve	Mesa	4	91,663	0	0	0	0	13	13	22.5	574	10	1
Luke AFB	R	AF Active	Luke AFB	368	3,706,897	0	0	0	0	2,692	4,502	1,311.7	5,047	874	0
Luke Air Force Auxiliary Field #1		AF Active	Wittmann	1	600	0	0	0	0	400	1,105	108.7	0	0	0
Luke Waste Annex		AF Active	Litchfield Park	11	23,906	0	0	0	0	5	46	13.8	0	0	0
MCAS Yuma	R	MC Active	Yuma	352	2,370,708	0	0	291	1,021,161	7,162	8,637	1,583.5	3,635	427	0
MCAS Yuma Hsg-Off Base FY81		MC Active	Yuma	0	0	0	0	54	177,464	23	23	71.2	0	0	0
NG Camp Navajo		Army Guard	Bellemont	887	2,972,222	0	0	0	0	28,345	28,345	836.0	120	10	189
NG Papago Military Reservation	R	Army Guard	Phoenix	64	535,352	0	0	0	0	418	418	130.8	1,467	385	286
Sky Harbor IAP		AF Guard	Phoenix	17	275,733	0	0	0	0	0	60	86.9	834	0	0
The Barry M Goldwater Air Force Range		AF Active	Gila Bend	11	10,963	0	0	0	0	1,162,690	2,671,680	132.9	0	0	0
Tucson IAP		AF Guard	Tucson	38	600,435	0	0	0	0	94	98	173.2	1,415	4	0
Yuma Proving Ground		Army Active	Yuma	603	2,153,043	0	0	2	8,644	1,001,023	1,008,913	1,200.4	88	652	1,586
** OTHER SITE(S) : 32				123	396,255	3	52,235	0	0	702,874	732,108	135.8	3,888	252	46
Arizona Total:				4,928	26,929,021	6	53,723	376	1,412,202	2,970,110	4,539,664	10,170.8	31,687	6,390	6,518
Arkansas															
90th RRC - ECS 15	C	Army Reserve	Fort Smith	5	109,401	4	82,278	0	0	39	39	34.1	0	50	0
Fort Chaffee MTC	C	Army Guard	Fort Smith	383	1,529,737	0	0	0	0	64,272	64,272	442.8	275	26	332
Fort Smith MAP	R	AF Guard	Fort Smith	45	367,579	0	0	0	0	0	142	90.3	982	0	0
Little Rock AFB	R	AF Active	Little Rock AFB	341	3,741,930	0	0	0	0	6,102	6,898	1,228.8	6,126	480	0
Maurice Britt USARC	R	Army Reserve	North Little Rock	12	226,384	0	0	0	0	43	43	45.3	1,060	153	37
Pine Bluff Arsenal	R	Army Active	White Hall	915	3,610,033	0	0	0	0	13,493	13,493	1,397.2	13	1,155	1,362
** OTHER SITE(S) : 20				45	275,087	7	50,329	0	0	357	904	65.9	4,246	489	1,096
Arkansas Total:				1,746	9,860,151	11	132,607	0	0	84,306	85,791	3,304.4	12,702	2,353	2,827
California															
AFRC TS Los Alamitos	R	Army Guard	Los Alamitos	148	1,166,269	0	0	0	0	2,714	2,714	505.0	2,420	249	897
Air Force Plant 42		AF Active	Palmdale	102	3,231,355	0	0	0	0	6,131	6,131	1,407.0	14	16	0
Beale AFB	R	AF Active	Beale AFB	1,577	4,637,619	0	0	0	0	22,944	22,944	2,089.0	4,448	557	0
BT Collins USARC/OMS/AMSA (G)		Army Reserve	Sacramento	10	191,585	0	0	0	0	38	38	53.4	918	41	8
C3F Complex		Navy Active	San Diego	17	264,858	0	0	0	0	91	91	110.0	0	0	0
Cabrillo Housing Long Bch		Navy Active	Long Beach	250	736,402	0	0	0	0	91	91	92.9	0	0	0
Capehart Housing 3 Mugu		Navy Active	Camarillo	78	462,884	0	0	0	0	52	52	98.6	0	0	0
Castle AFB		AF Active	Castle AFB	170	2,024,699	0	0	0	0	2,307	2,307	791.8	0	0	0
Channel Islands ANGS	R	AF Guard	Oxnard	20	343,771	0	0	0	0	206	206	147.6	971	0	0

* Sites having assets that are Federally funded (e.g., owned, lease, licence, permit) and State-owned interest.

** US Locations that do not meet criteria of at least ten (10) Acres AND at least \$10M PRV. US Territories and Non-US Locations that do not meet criteria of at least ten (10) Acres OR at least \$10M PRV.

DEPARTMENT OF DEFENSE
Base Structure Report - As of 30 Sept 2007

SITE	BRAC 2005	COMPONENT	NAME NEAREST CITY	BUILDINGS						ACRES OWNED	TOTAL ACRES	PRV (\$M)	MIL	CIV	OTHER
				OWNED		LEASED		OTHER							
				COUNT	SQFT	COUNT	SQFT	COUNT	SQFT						
Choc Mt Air Gnry Rng		MC Active	Niland	6	45,528	0	0	0	0	459,506	459,506	18.2	0	0	0
Concord (0696A)		Army Active	Concord	125	313,882	0	0	0	0	256,162	256,162	318.6	4	36	3
Davis Communications Annex		AF Active	Davis	4	29,524	0	0	0	0	316	316	15.5	0	0	0
Defense Distribution Region West Sharpe Site		Army Active	French Camp	81	4,182,543	0	0	0	0	724	724	800.9	0	0	42
Defense Distribution Region West Tracy		Army Active	Tracy	57	5,061,362	1	4,850	0	0	908	908	869.2	4	16	1
Edwards AFB	R	AF Active	Edwards AFB	2,027	9,232,772	1	25,913	0	0	279,499	300,723	5,064.1	1,839	3,416	0
El Monte USARC		Army Reserve	South El Monte	4	38,348	0	0	0	0	0	11	11.5	438	10	2
Estero Bay Fuel Complex		Navy Active	Morro Bay	6	1,840	0	0	0	0	175	175	104.3	0	0	0
Former NAVPHIBASE Coronado	R	Navy Active	Coronado	157	1,643,451	0	0	0	0	690	949	743.1	630	14	0
Fort Hunter Liggett	R	Army Reserve	Jolon	271	904,495	0	0	7	6,894	164,261	164,261	583.8	51	9	247
Fort MacArthur FH Annex		AF Active	Fort Macarthur	418	1,495,061	0	0	0	0	155	156	241.2	0	0	0
Fort Ord		Army Active	Seaside	0	0	0	0	0	0	14,159	14,159	113.1	0	0	0
Fresno Yosemite International (ANG)	R	AF Guard	Fresno	43	381,372	0	0	1	6,515	0	117	138.7	1,050	0	0
Fuel Farm		Navy Active	San Diego	86	87,228	0	0	0	0	206	206	181.7	0	0	0
Garden Grove USARC		Army Reserve	Stanton	4	39,771	0	0	0	0	14	14	10.3	470	3	0
George AFB		AF Active	George AFB	750	3,421,536	0	0	0	0	3,902	4,218	1,289.9	1	0	0
Hayward MAP (ANG)		AF Guard	Hayward	17	148,452	0	0	0	0	0	27	39.6	149	0	0
Holderman Hall USARC		Army Reserve	Los Angeles	3	84,052	0	0	0	0	10	10	21.8	254	18	0
Holtville Carrier LS		Navy Active	El Centro	0	0	0	0	0	0	110	110	16.9	0	0	0
Hwd Of Oakland USARC/AMSA 85 G		Army Reserve	Oakland	0	0	9	84,183	0	0	0	16	23.4	222	19	5
Laguna Peak CA		Navy Active	Point Mugu	10	14,325	0	0	0	0	39	39	11.9	0	0	0
Lincoln Communication Annex		AF Active	Lincoln	2	16,264	0	0	0	0	231	231	28.6	0	0	0
Long Beach Fuel Complex		Navy Active	Long Beach	5	5,711	0	0	0	0	11	11	21.7	0	0	0
Long Beach Golf Course		Navy Active	Los Alamitos	2	27,380	11	14,716	0	0	0	254	20.9	0	0	0
Los Angeles AFB		AF Active	El Segundo	15	958,785	0	0	0	0	55	58	315.1	1,141	1,202	0
March AFB		AF Active	March AFB	360	1,271,241	0	0	1	400	1,852	1,867	546.3	57	76	0
March ARB	R	AF Reserve	March AFB	198	2,530,680	0	0	0	0	2,134	2,398	1,044.3	4,117	306	0
March USARC		Army Reserve	Riverside	10	79,589	0	0	0	0	74	74	18.8	1,085	25	4
Mare Island USARC/OMS/Marine AMSA		Army Reserve	Vallejo	6	151,221	0	0	0	0	34	34	56.2	592	31	1
Mather AFB		AF Active	Mather AFB	182	1,481,760	0	0	0	0	4,493	4,493	915.9	0	0	0
MCAGCC 29 Palms Coleville		MC Active	Coleville	46	295,068	0	0	0	0	0	60,513	107.8	0	0	0
MCAGCC Twentynine Palms		MC Active	Twentynine Palms	739	5,341,584	241	806,975	536	2,552,569	605,269	605,602	3,146.9	10,451	839	0

* Sites having assets that are Federally funded (e.g., owned, lease, licence, permit) and State-owned interest.

** US Locations that do not meet criteria of at least ten (10) Acres AND at least \$10M PRV. US Territories and Non-US Locations that do not meet criteria of at least ten (10) Acres OR at least \$10M PRV.

DEPARTMENT OF DEFENSE
Base Structure Report - As of 30 Sept 2007

SITE	BRAC 2005	COMPONENT	NAME NEAREST CITY	BUILDINGS						ACRES OWNED	TOTAL ACRES	PRV (\$M)	MIL	CIV	OTHER
				OWNED		LEASED		OTHER							
				COUNT	SQFT	COUNT	SQFT	COUNT	SQFT						
MCAS El Toro LIFOC		MC Active	Irvine	229	2,037,951	0	0	0	0	940	940	711.0	0	0	0
MCAS Miramar	R	MC Active	San Diego	484	4,961,937	0	0	156	844,439	22,638	22,941	3,318.0	10,580	768	0
MCAS Tustin Carve-Out 5A, 6		MC Active	Tustin	28	346,333	0	0	0	0	81	81	120.9	0	0	0
MCB Camp Pendleton	R	MC Active	Camp Pendleton	1,619	14,244,890	2	1,440	2,149	8,606,183	127,159	127,159	6,719.1	41,245	7,534	0
McClellan AFB		AF Active	McClellan AFB	403	9,011,689	0	0	0	0	2,934	2,934	2,685.4	33	31	0
McClellan FH Annex		AF Active	McClellan AFB	293	648,101	0	0	0	0	13	18	116.2	0	0	0
MCLB Barstow Nebo Area	R	MC Active	Barstow	235	2,368,981	0	0	0	0	3,724	3,725	619.1	556	1,468	0
MCLB Barstow Yermo Area		MC Active	Barstow	91	1,668,517	0	0	0	0	1,681	1,681	640.6	1	0	0
MCRD San Diego		MC Active	San Diego	131	2,048,954	0	0	5	19,776	433	433	637.9	2,421	324	0
MCRD San Diego Former NTC		MC Active	San Diego	4	114,908	0	0	0	0	72	72	32.2	15	0	0
Moffett Community Hsg		Army Active	Mountain View	117	784,590	0	0	124	670,602	140	140	180.9	0	0	0
MTC-H Camp Roberts		Army Guard	San Miguel	413	1,761,974	0	0	0	0	42,814	42,814	707.0	449	208	452
NAF El Centro		Navy Active	El Centro	257	1,112,566	0	0	0	0	1,636	1,711	643.9	854	509	0
NAF El Centro Desert Range		Navy Active	El Centro	2	8,040	0	0	0	0	6,226	52,263	31.5	0	0	0
NAS Alameda/SF		Navy Active	Alameda	19	69,980	0	0	0	0	188	188	421.0	0	0	0
NAS Lemoore	R	Navy Active	Lemoore NAS	1,123	6,132,658	0	0	0	0	29,823	29,823	2,317.2	7,420	474	0
NAS Moffett Field		AF Guard	Mountain View	47	392,451	0	0	0	0	0	146	105.0	822	14	0
NAS North Island Clev NF Survival Tra		Navy Active	Warner Springs	42	45,265	0	0	0	0	0	6,166	11.9	0	0	0
NAS North Island Imperial Beach		Navy Active	Imperial Beach	79	696,315	0	0	0	0	1,402	1,402	306.7	0	0	0
NAS North Island Lofgren Terrace		Navy Active	Chula Vista	0	0	0	0	53	375,010	37	37	45.0	0	0	0
NAS North Island San Diego	R	Navy Active	San Diego	606	7,665,800	0	0	0	0	2,803	2,804	3,488.8	25,293	3,946	0
NAS North Island Silver Strand		Navy Active	Imperial Beach	8	73,030	0	0	0	0	549	549	24.5	0	0	0
NAS North Island Silver Strand Hsg		Navy Active	Imperial Beach	0	0	0	0	165	786,721	70	70	95.7	0	0	0
Naval Medical Center San Diego	R	Navy Active	San Diego	25	1,574,138	0	0	0	0	76	76	677.9	3,862	2,295	4
NAVBASE Ventura City Point Mugu	R	Navy Active	Point Mugu	900	3,974,344	1	12	0	0	4,484	4,484	1,607.5	1,830	1,362	0
NAVPHIBASE Seal Side		Navy Active	Coronado	30	436,323	0	0	0	0	72	72	124.5	0	0	0
NAVPMOSSP Mtn View		Navy Active	Mountain View	10	785,777	0	0	0	0	343	343	312.9	0	0	0
NAVSUBASE San Diego	R	Navy Active	San Diego	132	862,944	0	0	0	0	334	336	395.3	4,554	8,475	16
NAVSUBASE San Diego Admiral Hartman Housing 1		Navy Active	San Diego	0	0	0	0	440	736,879	46	46	107.9	0	0	0
NAVSUBASE San Diego Chesterton Hsg		Navy Active	San Diego	1	6,863	0	0	435	810,605	144	144	120.5	0	0	0
NAVSUBASE San Diego Fleet ASW	R	Navy Active	San Diego	41	931,880	0	0	0	0	11	43	303.3	0	0	0
NAVSUPPET Monterey	R	Navy Active	Monterey	72	916,078	0	0	0	0	191	192	391.4	1,607	1,263	0

* Sites having assets that are Federally funded (e.g., owned, lease, licence, permit) and State-owned interest.

** US Locations that do not meet criteria of at least ten (10) Acres AND at least \$10M PRV. US Territories and Non-US Locations that do not meet criteria of at least ten (10) Acres OR at least \$10M PRV.

DEPARTMENT OF DEFENSE
Base Structure Report - As of 30 Sept 2007

SITE	BRAC 2005	COMPONENT	NAME NEAREST CITY	BUILDINGS						ACRES OWNED	TOTAL ACRES	PRV (\$M)	MIL	CIV	OTHER
				OWNED		LEASED		OTHER							
				COUNT	SQFT	COUNT	SQFT	COUNT	SQFT						
NAVSUPPDET Monterey Centerville Beach		Navy Active	Ferndale	76	196,147	0	0	0	0	47	49	46.9	0	0	0
NAVSUPPDET Monterey Dixon Transmitter Fac		Navy Active	Dixon	25	78,248	0	0	0	0	1,285	1,285	94.0	0	0	0
NAVSUPPDET Monterey La Mesa Village		Navy Active	Monterey	16	81,188	0	0	254	883,831	298	299	145.4	0	0	0
NAVSUPPDET Monterey Lab Recreation		Navy Active	Monterey	20	53,504	0	0	0	0	101	108	27.8	0	0	0
NAVSUPPDET Monterey Navy School Annex		Navy Active	Monterey	13	113,010	0	0	0	0	20	20	46.4	0	0	0
NAWS China Lake	R	Navy Active	China Lake	258	1,665,725	0	0	0	0	606,885	606,926	1,342.2	717	3,029	0
NAWS China LakeRandsburg Wash Area		Navy Active	Trona	42	156,253	0	0	0	0	186,994	187,117	69.1	0	0	0
NG Hammer Field		Army Guard	Fresno	4	96,727	0	0	0	0	15	15	23.6	663	184	6
NG Sacramento Mather		Army Guard	Mather AFB	7	86,428	0	0	0	0	30	30	45.2	500	1	2
Norton AFB		AF Active	Norton AFB	410	3,872,404	0	0	0	0	2,223	2,223	1,144.5	0	0	0
Norwalk 2		AF Reserve	Norwalk	0	0	0	0	9	7,767	0	55	95.2	0	0	0
Norwalk Fuel Complex		Navy Active	Norwalk	1	676	0	0	0	0	17	18	26.9	0	0	0
NOSC Alameda		Navy Reserve	Alameda	5	81,944	0	0	0	0	15	15	24.6	779	0	0
NOSC LA	C	Navy Reserve	Los Angeles	7	123,972	0	0	0	0	0	23	31.1	1,028	0	0
NOSC LA N62103		Navy Reserve	Los Angeles	6	142,462	0	0	0	0	11	11	34.7	0	0	0
NOSC Moreno		Navy Reserve	Moreno Valley	4	67,123	0	0	0	0	10	10	15.4	95	0	0
NOSC Sacramento		Navy Reserve	Sacramento	4	48,908	0	0	0	0	20	20	12.9	640	0	0
NS Long Beach		Navy Active	Long Beach	14	136,299	0	0	0	0	776	776	121.6	56	0	0
NS San Diego	R	Navy Active	San Diego	201	2,572,792	0	0	4	26,572	850	868	1,420.6	20,061	3,715	0
NS San Diego Bayview Hills Housing		Navy Active	San Diego	1	5,500	0	0	199	1,622,259	162	162	193.1	0	0	0
NS San Diego Broadway Complex	C	Navy Active	San Diego	19	799,725	2	104,297	0	0	20	25	209.5	0	0	0
NS San Diego Chollas Heights Hsg		Navy Active	San Diego	0	0	0	0	91	556,930	78	78	69.5	0	0	0
NS San Diego Dryside		Navy Active	San Diego	125	2,843,960	0	0	0	0	276	276	702.2	0	0	0
NS San Diego Eucalyptus Housing		Navy Active	San Diego	0	0	0	0	57	466,754	41	41	51.7	0	0	0
NS San Diego Home Terrace Condos		Navy Active	San Diego	0	0	0	0	27	126,482	10	10	15.7	0	0	0
NS San Diego Howard Gilmore		Navy Active	La Mesa	0	0	0	0	49	626,117	50	50	79.1	0	0	0
NS San Diego Mission Gorge		Navy Active	San Diego	21	30,720	0	0	0	0	448	448	33.2	0	0	0
NS San Diego Murphy Canyon		Navy Active	San Diego	4	30,360	0	0	1,087	4,454,900	733	733	682.6	0	0	0
NS San Diego National City		Navy Active	National City	2	224,103	0	0	0	0	56	56	30.0	0	0	0
NS San Diego Pomerado Terrace		Navy Active	San Diego	0	0	0	0	23	263,281	52	52	32.6	0	0	0

* Sites having assets that are Federally funded (e.g., owned, lease, licence, permit) and State-owned interest.

** US Locations that do not meet criteria of at least ten (10) Acres AND at least \$10M PRV. US Territories and Non-US Locations that do not meet criteria of at least ten (10) Acres OR at least \$10M PRV.

DEPARTMENT OF DEFENSE
Base Structure Report - As of 30 Sept 2007

SITE	BRAC 2005	COMPONENT	NAME NEAREST CITY	BUILDINGS						ACRES OWNED	TOTAL ACRES	PRV (\$M)	MIL	CIV	OTHER
				OWNED		LEASED		OTHER							
				COUNT	SQFT	COUNT	SQFT	COUNT	SQFT						
NS San Diego Terrace View Villas		Navy Active	San Diego	0	0	0	0	65	243,956	17	17	28.8	0	0	0
NTC and Fort Irwin		Army Active	Fort Irwin	720	3,860,300	0	0	971	3,784,523	636,181	636,401	2,132.4	4,664	849	3,921
NWS Seal Beach	R	Navy Active	Seal Beach	362	2,310,379	0	0	0	0	5,023	5,023	780.5	386	0	0
NWS Seal Beach Corona		Navy Active	Norco	52	340,823	0	0	0	0	226	226	157.6	0	0	0
NWS Seal Beach Det Concord	C	Navy Active	Concord	491	1,840,537	0	0	0	0	7,460	8,196	1,105.4	0	0	0
NWS Seal Beach Fallbrook California	R	Navy Active	Fallbrook	274	989,374	0	0	0	0	8,851	8,851	427.8	0	0	0
Old Town		Navy Active	San Diego	12	911,665	0	0	0	0	70	70	418.1	0	0	0
Onizuka AFB	C	AF Active	Onizuka AFB	20	612,595	0	0	0	0	23	23	167.6	30	169	0
Ord Military Community		Army Active	Seaside	53	543,153	0	0	132	351,439	771	771	279.7	0	0	0
Ozof Defense Fuel Support Point		AF Active	Martinez	4	4,494	0	0	0	0	54	76	66.1	0	0	0
Parks Reserve Forces Training Area	R	Army Reserve	Dublin	114	1,037,065	0	0	127	286,402	2,468	2,468	318.1	1,148	235	1,759
Patton Hall USARC		Army Reserve	Bell	5	166,331	0	0	0	0	21	21	41.2	933	20	4
Pillar Point AFS		AF Active	Half Moon Bay	13	25,629	0	0	0	0	55	55	11.5	0	0	0
Point Arena AFS		AF Active	Point Arena	47	92,706	0	0	0	0	24	83	28.7	0	0	0
Port Hueneme	R	Navy Active	Port Hueneme	623	5,657,098	47	375,248	0	0	1,793	1,793	1,710.2	5,835	3,215	0
Presidio Of Monterey		Army Active	Monterey	138	1,784,134	2	55,809	1	231	392	392	528.3	4,575	1,682	1,994
Richmond, Pt Molate		Navy Active	Richmond	14	32,168	0	0	0	0	413	413	162.0	0	0	0
Riverbank AAP	C	Army Active	Riverbank	121	756,975	0	0	0	0	172	172	282.8	0	4	240
Sacramento Army Depot		Army Active	Sacramento	5	9,470	0	0	0	0	48	48	14.6	0	0	0
San Clemente		Navy Active	San Clemente Nav Res I	229	518,421	0	0	0	0	36,206	36,206	484.6	0	0	0
San Nicolas Island		Navy Active	San Nicolas Island	144	371,988	0	0	0	0	13,370	13,370	544.7	0	0	0
San Pedro Fuel Depot		Navy Active	Los Angeles	27	33,888	0	0	0	0	269	272	172.1	0	0	0
Santa Cruz Island		Navy Active	Goleta	10	16,760	0	0	0	0	0	11	21.5	0	0	0
SAT COM		Army Active	San Miguel	11	43,039	2	16,500	0	0	23	23	20.6	56	2	28
Sepulveda National Guard Station		AF Guard	Van Nuys	13	85,839	0	0	0	0	0	26	21.1	105	0	0
Sierra Army Depot	R	Army Active	Herlong Sierra Ord-D	1,023	5,193,260	0	0	0	0	36,096	36,096	1,599.6	1	840	442
Silas B. Hays		Army Active	Seaside	1	369,662	0	0	0	0	24	24	91.9	0	0	556
Skaggs Island		Navy Active	Skaggs Island	107	237,753	0	0	0	0	3,309	3,309	115.2	0	0	0
SPAWARSYSCEN		Navy Active	San Diego	263	1,435,332	0	0	0	0	500	501	580.3	0	0	0
Travis AFB		AF Active	Fairfield	1,573	9,857,531	139	420,457	9	21,136	5,157	6,439	3,806.4	9,276	1,273	0
Travis Water System Annex #2		AF Active	Vacaville	12	23,421	0	0	0	0	205	205	20.8	0	0	0
Tulelake Radar Site		AF Active	Alturas	4	17,140	0	0	0	0	0	928	38.2	0	0	0
Tustin USARC		Army Reserve	Irvine	2	42,214	0	0	0	0	15	15	11.8	537	11	30
Vandenberg AFB	R	AF Active	Vandenberg AFB	2,544	9,024,560	1	8,375	10	24,916	98,164	132,184	3,615.4	2,471	1,128	0

* Sites having assets that are Federally funded (e.g., owned, lease, licence, permit) and State-owned interest.

** US Locations that do not meet criteria of at least ten (10) Acres AND at least \$10M PRV. US Territories and Non-US Locations that do not meet criteria of at least ten (10) Acres OR at least \$10M PRV.

DEPARTMENT OF DEFENSE
Base Structure Report - As of 30 Sept 2007

SITE	BRAC 2005	COMPONENT	NAME NEAREST CITY	BUILDINGS						ACRES OWNED	TOTAL ACRES	PRV (\$M)	MIL	CIV	OTHER
				OWNED		LEASED		OTHER							
				COUNT	SQFT	COUNT	SQFT	COUNT	SQFT						
** OTHER SITE(S) : 236				2,186	8,869,770	28	1,647,467	234	1,427,147	335,186	361,143	3,220.6	8,625	268	265
California Total:				27,949	188,651,196	487	3,566,242	7,421	30,591,236	4,074,738	4,274,401	80,049.8	196,049	52,179	10,929
Colorado															
Buckley AFB	R	AF Active	Buckley AFB	181	2,941,986	0	0	0	0	3,283	3,872	952.5	3,086	579	0
Buckley Annex	R	AF Reserve	Denver	4	637,903	0	0	0	0	72	72	123.1	0	0	0
Cheyenne Mountain AFS		AF Active	Colorado Springs	51	338,421	0	0	0	0	499	567	158.2	345	102	0
Fort Carson	R	Army Active	Colorado Springs	713	8,879,331	1	315	1,770	4,299,162	137,404	137,404	3,868.1	18,796	1,844	3,732
Fort Carson Weapons Range		AF Guard	Pueblo	5	12,224	0	0	0	0	3,110	3,110	12.5	0	0	0
Greeley ANG		AF Guard	Greeley	6	57,025	0	0	0	0	0	17	15.2	0	0	0
Joe P Martinez USARC/AMSA #100		Army Reserve	Denver	3	82,127	0	0	0	0	20	20	20.2	376	31	4
Lowry AFB		AF Active	Lowry AFB	57	1,449,100	0	0	0	0	103	103	292.8	71	2	0
* NG Buckley AFB		Army Guard	Aurora	9	165,580	0	0	0	0	16	16	40.0	647	109	14
NG Firestone		Army Guard	Longmont	4	81,510	0	0	0	0	11	11	17.4	169	13	47
NOSC Denver		Navy Reserve	Lakewood	4	111,580	0	0	0	0	0	15	28.3	230	1	0
Peterson AFB	R	AF Active	Colorado Springs	160	2,876,198	272	1,077,756	0	0	210	1,387	1,092.6	4,659	2,492	49
Pinon Canyon		Army Active	Model	23	68,675	0	0	0	0	235,896	235,896	124.2	0	6	0
Pueblo Chemical Depot		Army Active	Pueblo	1,117	5,474,993	0	0	0	0	23,121	23,121	1,752.9	2	223	613
Rocky Mountain Arsenal		Army Active	Commerce City	26	355,724	0	0	0	0	3,781	3,911	206.0	0	7	345
Schriever AFB		AF Active	Schriever AFB	57	1,851,593	0	0	0	0	3,198	3,532	571.3	1,903	532	1
USAF Academy	R	AF Active	Air Force Academy	220	5,739,060	0	0	2	5,448	16,889	53,276	2,039.3	1,756	1,451	0
USAF Academy Auxiliary Airfield		AF Active	Calhan	1	1,651	0	0	0	0	0	197	10.4	0	0	0
William T. Fitzsimons USARC		Army Reserve	Aurora	4	135,173	0	0	0	0	21	21	33.7	820	10	0
** OTHER SITE(S) : 78				164	800,016	14	259,732	12	23,908	2,079	8,569	573.9	3,120	63	33
Colorado Total:				2,809	32,059,870	287	1,337,803	1,784	4,328,518	429,712	475,117	11,932.6	35,980	7,465	4,838
Connecticut															
Berry-Rosenblatt AFRC		Army Reserve	West Hartford	2	163,763	0	0	0	0	12	12	39.6	713	16	0
BG John W Middleton USARC		Army Reserve	East Windsor	5	66,120	0	0	0	0	16	16	21.8	187	9	0
Bradley IAP	R	AF Guard	Windsor Locks	33	319,255	0	0	0	0	0	148	102.2	39	0	0
NAVSUBASE New London	R	Navy Active	Groton	256	2,826,732	0	0	18	78,606	686	687	1,266.3	8,513	877	0
NAVSUBASE New London Conning Towers		Navy Active	Groton	4	26,015	0	0	79	220,200	50	50	42.2	0	0	0
NAVSUBASE New London Dolphin Gardens		Navy Active	Groton	1	47,779	0	0	0	0	40	40	12.2	0	0	0

* Sites having assets that are Federally funded (e.g., owned, lease, licence, permit) and State-owned interest.

** US Locations that do not meet criteria of at least ten (10) Acres AND at least \$10M PRV. US Territories and Non-US Locations that do not meet criteria of at least ten (10) Acres OR at least \$10M PRV.

DEPARTMENT OF DEFENSE
Base Structure Report - As of 30 Sept 2007

SITE	BRAC 2005	COMPONENT	NAME NEAREST CITY	BUILDINGS						ACRES OWNED	TOTAL ACRES	PRV (\$M)	MIL	CIV	OTHER
				OWNED		LEASED		OTHER							
				COUNT	SQFT	COUNT	SQFT	COUNT	SQFT						
NAVSUBASE New London Nautilus Park 1st Inc		Navy Active	Groton	1	18,018	0	0	500	660,563	50	50	94.6	0	0	0
NAVSUBASE New London Nautilus Park 2nd Inc		Navy Active	Groton	0	0	0	0	263	647,714	142	142	84.1	0	0	0
NAVSUBASE New London Nautilus Park 3rd Inc		Navy Active	Groton	3	30,571	0	0	1	5,421	115	115	12.7	0	0	0
NAVSUBASE New London Polaris Park		Navy Active	Groton	23	26,254	0	0	68	373,001	52	52	47.2	0	0	0
NAVSUBASE New London Trident Park		Navy Active	Groton	1	400	0	0	154	605,514	85	86	77.6	0	0	0
NG AASF Windsor Locks		Army Guard	Windsor Locks	14	153,270	0	0	0	0	0	32	56.6	8	10	1
* NG Newtown Military Reservation		Army Guard	Newtown	0	0	0	0	3	54,191	0	95	13.3	8	0	0
NWIRP Bloomfield		Navy Active	Bloomfield	6	93,031	0	0	0	0	85	85	47.1	0	0	0
Orange ANG Communications Station		AF Guard	New Haven	4	60,673	0	0	0	0	21	29	15.1	169	0	0
Stratford Army Engine Plant		Army Active	Stratford	42	1,618,526	0	0	0	0	124	124	392.3	1	0	93
** OTHER SITE(S) : 13				20	195,745	5	72,049	1	7,800	86	115	61.5	966	36	0
Connecticut Total:				415	5,646,152	5	72,049	1,087	2,653,010	1,563	1,877	2,386.5	10,604	948	94
<u>Delaware</u>															
Dover AFB	R	AF Active	Dover AFB	198	3,604,765	0	0	1	5,000	1,287	3,824	1,372.5	4,791	755	0
NG New Castle TS Rifle Range		Army Guard	New Castle	39	161,508	0	0	0	0	203	203	30.3	79	76	9
** OTHER SITE(S) : 8				53	405,879	0	0	0	0	30	105	123.8	1,858	13	0
Delaware Total:				290	4,172,152	0	0	1	5,000	1,520	4,132	1,526.7	6,728	844	9
<u>District of Columbia</u>															
Bellevue		Navy Active	Washington, DC	190	314,976	0	0	0	0	60	60	38.3	0	0	0
Bolling AFB	R	AF Active	Washington, DC	419	4,862,692	0	0	0	0	607	607	897.7	1,828	762	0
Fort Lesley J McNair		Army Active	Washington, DC	59	1,087,386	0	0	0	0	107	107	249.6	924	652	196
Naval Research Lab		Navy Active	Washington, DC	88	2,523,261	0	0	0	0	131	133	857.2	48	0	0
NDept Potomac Annex	R	Navy Active	Washington, DC	16	186,212	0	0	0	0	12	12	38.5	0	0	0
NS Anacostia	R	Navy Active	Washington, DC	55	1,061,653	0	0	0	0	299	351	401.7	2,639	1,647	0
NSA North Potomac		Navy Active	Washington, DC	29	165,860	0	0	0	0	72	72	51.3	0	0	0
NSA Washington		Navy Active	Washington, DC	85	3,214,512	0	0	0	0	78	78	859.0	7,738	15,639	38
Walter Reed AMC Main Post	C	Army Active	Washington, DC	48	4,612,024	1	5,040	9	43,488	113	113	1,486.3	2,406	2,834	2,608
** OTHER SITE(S) : 11				23	297,694	11	333,429	0	0	29	39	187.8	1,534	1,160	0
District of Columbia Total:				1,012	18,326,270	12	338,469	9	43,488	1,508	1,571	5,067.3	17,117	22,694	2,842

* Sites having assets that are Federally funded (e.g., owned, lease, licence, permit) and State-owned interest.

** US Locations that do not meet criteria of at least ten (10) Acres AND at least \$10M PRV. US Territories and Non-US Locations that do not meet criteria of at least ten (10) Acres OR at least \$10M PRV.

DEPARTMENT OF DEFENSE
Base Structure Report - As of 30 Sept 2007

SITE	BRAC 2005	COMPONENT	NAME NEAREST CITY	BUILDINGS						ACRES OWNED	TOTAL ACRES	PRV (\$M)	MIL	CIV	OTHER
				OWNED		LEASED		OTHER							
				COUNT	SQFT	COUNT	SQFT	COUNT	SQFT						
Florida															
Arbuckle Airfield		AF Active	Avon Park	40	251,696	0	0	0	0	5,145	5,147	116.5	0	0	0
Avon Park AF Range		AF Active	Avon Park	5	3,166	0	0	0	0	100,929	100,929	26.5	0	30	0
Camp Blanding		AF Guard	Starke	24	131,675	0	0	0	0	0	218	22.6	4	0	0
Cape Canaveral AFS		AF Active	Cape Canaveral AFS	594	3,853,497	1	10,600	0	0	17,089	17,090	1,561.6	350	239	0
Cape San Blas Missile Tracking Annex D-3		AF Active	Port St Joe	14	33,003	0	0	0	0	679	679	11.3	0	0	0
Corry Station		Navy Active	Pensacola	211	2,163,317	0	0	0	0	673	674	478.7	39	1	0
Destin Moreno Point		Army Active	Destin	21	58,872	0	0	0	0	14	14	12.9	0	0	0
Dredgers Key-Sigsbee		Navy Active	Key West	280	1,267,189	0	0	0	0	352	352	237.8	0	0	0
Eglin AFB	R	AF Active	Eglin AFB	2,017	10,743,132	0	0	0	0	436,035	453,594	2,987.1	6,870	3,489	0
Eglin AFB Auxiliary Field #3		AF Active	Crestview	295	1,291,229	0	0	0	0	1,348	1,348	518.0	1,266	26	0
Eglin AFB Auxiliary Field #6		AF Active	Milton	55	189,290	0	0	0	0	629	629	95.4	0	0	0
Fleming Key Magazine		Navy Active	Key West	33	52,867	0	0	0	0	322	323	33.2	0	0	0
Homestead AFB		AF Active	Homestead AFB	1	93,202	0	0	0	0	12	12	13.1	19	0	0
Homestead ARB	R	AF Reserve	Homestead AFB	120	991,815	0	0	0	0	1,943	2,311	546.7	1,499	229	0
Hurlburt Field	R	AF Active	Mary Esther	614	5,038,237	0	0	0	0	6,634	6,634	1,234.9	7,750	882	0
Jacksonville IAP	R	AF Guard	Callahan	35	317,927	3	23,170	0	0	0	342	112.7	972	0	0
Jonathan Dickinson Missile Tracking Annex		AF Active	Tequesta	10	26,931	0	0	0	0	0	11	12.0	0	0	0
LTC Luis E. Martinez USARC		Army Reserve	Miami	2	82,716	0	0	0	0	28	28	16.0	906	9	2
Lynn Haven Defense Fuel Sup		AF Active	Lynn Haven	8	12,631	0	0	0	0	203	203	25.9	0	0	0
MacDill AFB	R	AF Active	MacDill AFB	571	5,091,017	0	0	0	0	5,630	5,767	1,499.0	5,904	1,462	73
Malabar Transmitter Annex		AF Active	Palm Bay	9	35,208	0	0	0	0	640	640	10.9	0	0	0
MCSF Blount Island		MC Active	Jacksonville	29	509,999	0	0	0	0	902	1,056	213.4	84	141	0
NAS Jacksonville	R	Navy Active	Jacksonville	654	7,365,470	0	0	0	0	3,842	3,881	2,224.7	9,112	9,657	5
NAS Jacksonville Yellow Water Housing		Navy Active	Cecil Field	43	266,409	0	0	0	0	254	254	34.9	0	0	0
NAS Key West		Navy Active	Key West	127	716,885	0	0	0	0	3,977	4,734	552.0	1,327	319	0
NAS Key West Peary Court		Navy Active	Key West	50	223,464	0	0	0	0	28	28	32.8	0	0	0
NAS Key West Truman Annex		Navy Active	Key West	73	469,403	0	0	0	0	159	233	163.1	0	0	0
NAS Key West Trumbo Point Annex		Navy Active	Key West	87	508,772	0	0	0	0	129	137	198.4	0	0	0
NAS Pensacola	R	Navy Active	Pensacola	526	7,423,069	0	0	0	0	5,540	5,761	1,992.4	10,145	3,780	0
NAS Pensacola Mariner Housing		Navy Active	Pensacola	0	0	300	354,732	0	0	0	147	33.6	0	0	0
NAS Whiting Field Milton		Navy Active	Milton	128	895,258	0	0	0	0	3,533	3,914	595.8	27	0	0
Naval Hospital Key West		Navy Active	Key West	10	78,331	0	0	0	0	15	15	30.1	0	0	0

* Sites having assets that are Federally funded (e.g., owned, lease, licence, permit) and State-owned interest.

** US Locations that do not meet criteria of at least ten (10) Acres AND at least \$10M PRV. US Territories and Non-US Locations that do not meet criteria of at least ten (10) Acres OR at least \$10M PRV.

DEPARTMENT OF DEFENSE
Base Structure Report - As of 30 Sept 2007

SITE	BRAC 2005	COMPONENT	NAME NEAREST CITY	BUILDINGS						ACRES OWNED	TOTAL ACRES	PRV (\$M)	MIL	CIV	OTHER
				OWNED		LEASED		OTHER							
				COUNT	SQFT	COUNT	SQFT	COUNT	SQFT						
* NG Eglin AFB Fort Walton Beach		Army Guard	Eglin AFB	22	27,861	0	0	0	0	0	4,367	17.2	0	0	0
NOLF Choctaw		Navy Active	Milton	5	14,412	0	0	0	0	0	1,450	85.2	0	0	0
NOLF Holley		Navy Active	Milton	1	1,024	0	0	0	0	698	698	36.3	0	0	0
NOLF Santa Rosa		Navy Active	Milton	2	1,517	0	0	0	0	738	738	55.9	0	0	0
NOLF Spencer		Navy Active	Milton	3	4,195	0	0	0	0	640	640	34.7	0	0	0
NOSC-MCRC Miami		Navy Reserve	Miami	2	62,752	0	0	0	0	20	20	12.5	441	0	0
NOTU Cape Canaveral		Navy Active	Cape Canaveral	0	0	0	0	72	435,307	0	250	177.4	0	0	0
NS Mayport	R	Navy Active	Jacksonville	627	3,087,157	15	206,486	1	1,915	3,002	3,230	1,060.3	9,463	425	0
NS Mayport FISC		Navy Active	Jacksonville	31	39,150	0	0	0	0	181	181	70.6	0	0	0
NS Mayport Ribault Bay Village		Navy Active	Jacksonville	132	692,758	0	0	0	0	158	158	77.6	0	0	0
NSA Orlando		Navy Active	Orlando	4	233,557	2	51,872	0	0	41	41	68.1	293	1	0
NSA Panama City	R	Navy Active	Panama City	214	1,302,942	17	98,565	0	0	659	669	356.3	160	0	0
OLF Bronson		Navy Active	Pensacola	27	13,261	0	0	0	0	967	1,098	29.6	0	0	0
OLF Whitehouse		Navy Active	Cecil Field	7	10,154	0	0	0	0	1,908	2,565	35.9	0	0	0
Patrick AFB		AF Active	Patrick AFB	525	3,987,906	0	0	0	0	2,341	2,341	933.6	2,384	1,244	144
Pinecastle E.W. Range		Navy Active	Salt Springs	2	2,491	0	0	0	0	0	5,900	10.6	0	0	0
Saufley Field	R	Navy Active	Pensacola	69	630,695	0	0	1	4,072	882	895	269.3	0	0	0
Sp Forces Site Key West		Army Active	Key West	10	75,906	0	0	0	0	24	24	18.5	0	0	0
Taft USARC		Army Reserve	Orlando	5	168,872	0	0	0	0	40	40	30.4	910	22	9
Tyndall AFB	R	AF Active	Tyndall AFB	464	3,821,959	0	0	0	0	27,451	28,824	1,226.1	3,604	693	0
US Army Garrison-Miami		Army Active	Orange Park	0	0	0	0	7	227,485	0	34	36.9	236	344	674
Whiting Pines		Navy Active	Milton	282	423,457	0	0	0	0	98	98	53.8	0	0	0
** OTHER SITE(S) : 166				157	1,065,715	46	1,249,672	53	389,961	6,115	18,687	407.5	8,788	247	53
Florida Total:				9,277	65,853,418	384	1,995,097	134	1,058,740	642,645	690,051	20,748.1	72,553	23,240	960

Georgia

Air Force Plant 6		AF Active	Marietta	94	6,464,943	0	0	0	0	755	755	1,226.6	0	0	0
Athens USARC		Army Reserve	Athens	4	52,098	0	0	0	0	13	13	10.5	142	0	0
Camp Frank D. Merrill, Dahlonoga		Army Active	Dahlonoga	52	139,728	0	0	0	0	0	289	29.1	324	5	33
Decatur USARC		Army Reserve	Decatur	1	85,680	0	0	0	0	11	11	15.5	937	33	1
Dobbins AFB	R	Navy Active	Dobbins AFB	14	74,187	0	0	0	0	0	37	29.4	100	0	0
Dobbins ARB	R	AF Reserve	Dobbins AFB	87	1,000,112	0	0	0	0	1,666	1,913	361.3	1,615	271	0
Dobbins USARC/ASF		Army Reserve	Marietta	5	42,728	0	0	0	0	24	24	10.3	78	6	9
Fort Benning	R	Army Active	Fort Benning	1,266	14,625,163	0	0	1,874	6,015,192	171,869	171,873	4,401.4	29,436	2,423	7,888
Fort Gillem	C	Army Active	Forest Park	140	5,752,413	0	0	8	22,043	1,531	1,531	813.7	2,236	605	1,602
Fort Gordon		Army Active	Augusta	526	7,611,610	0	0	23	131,434	55,597	55,597	2,145.2	13,754	2,159	5,033

* Sites having assets that are Federally funded (e.g., owned, lease, licence, permit) and State-owned interest.

** US Locations that do not meet criteria of at least ten (10) Acres AND at least \$10M PRV. US Territories and Non-US Locations that do not meet criteria of at least ten (10) Acres OR at least \$10M PRV.

DEPARTMENT OF DEFENSE
Base Structure Report - As of 30 Sept 2007

SITE	BRAC 2005	COMPONENT	NAME NEAREST CITY	BUILDINGS						ACRES OWNED	TOTAL ACRES	PRV (\$M)	MIL	CIV	OTHER
				OWNED		LEASED		OTHER							
				COUNT	SQFT	COUNT	SQFT	COUNT	SQFT						
Fort Gordon Recreation Area		Army Active	Augusta	17	39,989	0	0	0	0	0	909	13.7	0	0	0
Fort McPherson	C	Army Active	Atlanta	216	2,193,361	0	0	3	4,697	487	487	422.3	2,178	1,995	1,875
Fort Stewart		Army Active	Fort Stewart	1,499	8,726,584	7	8,739	1,031	5,289,524	279,270	279,271	3,054.9	16,515	1,680	3,668
Hunter ANG5 #2		AF Guard	Savannah	13	63,778	0	0	0	0	0	18	10.6	169	0	0
Hunter Army Airfield		Army Active	Savannah	394	3,184,033	0	0	376	1,058,536	5,653	5,662	1,167.7	6,036	411	1,358
MCLB Albany	R	MC Active	Albany	351	5,723,244	0	0	0	0	3,619	3,619	962.1	721	2,274	0
MCLB Albany Housing Area #1		MC Active	Albany	189	365,920	0	0	0	0	78	78	29.5	0	0	0
Moody AFB	R	AF Active	Moody AFB	331	2,571,480	0	0	0	0	5,094	5,497	781.9	4,649	368	0
Moody Recreation Annex		AF Active	Lake Park	20	13,492	0	0	0	0	489	489	10.6	0	0	0
NAS Atlanta	C	Navy Reserve	Marietta	76	393,020	0	0	0	0	107	107	147.8	1,675	121	0
NAVSUBASE Kings Bay		Navy Active	Kings Bay	535	5,837,872	0	0	0	0	14,465	16,616	2,347.1	4,136	1,571	0
* NG Dobbins ARB		Army Guard	Marietta	6	109,382	0	0	0	0	22	22	25.0	389	135	84
NOSC-MCRC Atlanta		Navy Reserve	Marietta	2	100,336	0	0	0	0	0	18	20.4	1,072	0	0
NSA Athens	C	Navy Active	Athens	64	327,791	0	0	0	0	58	58	72.4	243	64	0
Robins AFB	R	AF Active	Robins AFB	1,027	14,224,506	0	0	0	0	6,779	6,935	3,172.2	5,882	11,709	0
Savannah/Hilton Head IAP	R	AF Guard	Savannah	93	648,449	0	0	0	0	0	290	154.8	932	0	0
VTS Catoosa		Army Guard	Tunnel Hill	36	77,326	0	0	0	0	1,627	1,627	22.9	11	3	671
** OTHER SITE(S) : 41				118	591,808	12	368,782	50	153,663	11,565	12,427	160.6	3,406	113	75
Georgia Total:				7,176	81,041,033	19	377,521	3,365	12,675,089	560,779	566,171	21,619.4	96,636	25,946	22,297

Guam

Agana		Navy Active	Agana	1	220	0	0	0	0	1	10	21.2	0	0	0
Andersen Administration Annex		AF Active	Agana	130	755,018	0	0	0	0	1,969	2,024	115.0	0	0	0
Andersen AFB	R	AF Active	Andersen AB	1,295	5,253,280	0	0	1	1,840	9,430	9,433	4,934.2	2,431	435	35
Andersen AFB		Navy Active	Andersen AB	13	59,781	0	0	1	168	0	0	136.8	515	60	0
Andersen AFB VOR Annex		AF Active	Andersen AB	0	0	0	0	0	0	346	346	2.5	0	0	0
Andersen AFS		AF Active	Andersen AB	6	16,773	0	0	0	0	24	32	21.2	0	0	0
Andersen Communications Annex #2		AF Active	Barrigada	0	0	0	0	0	0	432	432	5.1	0	0	0
Andersen FH Annex #1		AF Active	Andersen AB	0	0	0	0	0	0	102	102	0.9	0	0	0
Andersen FH Annex #4		AF Active	Agana	12	19,703	0	0	0	0	408	408	24.2	0	0	0
Andersen Petrol Product Storage Annex #1		AF Active	Andersen AB	2	1,768	0	0	0	0	0	82	64.9	0	0	0
Andersen Petrol Product Storage Annex #2		AF Active	Andersen AB	10	24,855	0	0	0	0	64	64	112.8	0	0	0
Andersen Water Supply Annex		AF Active	Tumon	2	384	0	0	0	0	8	55	13.9	0	0	0
GLUP 94 BRAC IV		Navy Active	Agana	18	42,969	0	0	0	0	0	0	46.5	0	0	0

* Sites having assets that are Federally funded (e.g., owned, lease, licence, permit) and State-owned interest.

** US Locations that do not meet criteria of at least ten (10) Acres AND at least \$10M PRV. US Territories and Non-US Locations that do not meet criteria of at least ten (10) Acres OR at least \$10M PRV.

DEPARTMENT OF DEFENSE
Base Structure Report - As of 30 Sept 2007

SITE	BRAC 2005	COMPONENT	NAME NEAREST CITY	BUILDINGS						ACRES OWNED	TOTAL ACRES	PRV (\$M)	MIL	CIV	OTHER
				OWNED		LEASED		OTHER							
				COUNT	SQFT	COUNT	SQFT	COUNT	SQFT						
Guam US Army Reserve Center		Army Reserve	Agana	6	59,936	0	0	0	0	20	20	36.4	415	2	0
NAVBASE Guam	R	Navy Active	Agana	1,008	4,739,902	0	0	0	0	17,217	17,447	5,364.5	2,609	473	0
NAVBASE Guam Apra Heights		Navy Active	Apra	194	596,594	0	0	0	0	0	3	233.2	0	0	0
NAVBASE Guam Barrigada		Navy Active	Barrigada	23	174,429	0	0	0	0	1,081	1,132	179.1	0	0	0
NAVBASE Guam Finegayan		Navy Active	Finegayan	364	1,346,143	0	0	0	0	2,957	2,979	762.5	0	0	0
NAVBASE Guam Harmon		Navy Active	Dededo	1	220	0	0	0	0	8	12	0.1	0	0	0
NAVBASE Guam Marbo		Navy Active	Mangilao	0	0	0	0	0	0	0	45	4.4	0	0	0
NAVBASE Guam Naval Magazine		Navy Active	Santa Rita	221	660,295	0	0	0	0	17	21	1,137.7	0	0	0
NAVBASE Guam Talofofo		Navy Active	Talofofo	0	0	0	0	0	0	13	13	0.0	0	0	0
NAVBASE Guam Tiyan		Navy Active	Agana	1	895	0	0	0	0	0	22	2.7	0	0	0
NAVHOSP Guam		Navy Active	Naval Supply Depot	22	355,831	0	0	0	0	88	88	311.4	489	101	0
NG Fort Juan Muna		Army Guard	Barrigada	35	90,469	0	0	0	0	15	15	38.9	74	0	20
NG Guam Barrigada Complex		Army Guard	Barrigada	5	111,394	0	0	0	0	51	51	67.2	723	0	7
Nimitz Hill		Navy Active	Nimitz Hill	77	226,909	0	0	0	0	211	283	134.7	0	0	0
Northwest Guam AFB		AF Active	Agana	10	58,899	0	0	0	0	4,378	4,378	282.4	0	0	0
Sasa Valley		Navy Active	Piti	32	16,847	0	0	0	0	421	432	210.1	0	0	0
Tanguisson Point		Navy Active	Dededo	1	29,205	0	0	0	0	27	27	147.8	0	0	0
Tenjo Vista		Navy Active	Piti	7	927	0	0	0	0	0	0	78.9	0	0	0
** OTHER SITE(S) : 18				2	9,693	2	1,585	0	0	0	0	9.3	16	0	0

Guam Total: 3,498 14,653,339 2 1,585 2 2,008 39,287 39,956 14,500.4 7,272 1,071 62

Hawaii

Aiea		Navy Active	Aiea	20	33,843	0	0	271	497,777	96	99	205.5	0	0	0
Aliamanu Military Reservation		Army Active	Honolulu	103	280,061	0	0	948	3,804,518	597	603	839.3	7	36	94
Barking Sands Communications Station		AF Guard	Kekaha	4	31,016	0	0	0	0	0	11	18.0	175	0	0
Bellows AFS		AF Active	Waimanalo	97	142,139	0	0	0	0	409	487	84.2	26	12	0
Dillingham Mil Res		Army Active	Waialua	5	4,176	0	0	0	0	664	664	44.2	0	0	40
Ewa		Navy Active	Ewa Beach	1,896	3,367,047	0	0	0	0	3,130	3,144	964.6	0	0	0
Fort De Russy		Army Active	Honolulu	9	783,763	0	0	0	0	73	73	220.5	0	4	996
Fort Shafter		Army Active	Honolulu	133	1,643,272	0	0	223	861,601	590	590	814.6	4,899	1,337	1,529
Helemano Military Reservation		Army Active	Wahiawa	23	243,047	0	0	216	1,556,062	0	290	462.8	2	19	64
Hickam AFB	R	AF Active	Hickam AFB	323	5,022,743	0	0	1	2,826	2,513	2,523	3,491.2	5,799	1,292	29
Hickam Petroleum Products Storage Annex		AF Active	Wahiawa	19	10,657	0	0	0	0	92	151	89.1	0	0	0
Honolulu	R	Navy Active	Pearl Harbor	135	1,132,440	1	54,030	1,759	4,689,376	616	620	1,443.9	0	0	0

* Sites having assets that are Federally funded (e.g., owned, lease, licence, permit) and State-owned interest.

** US Locations that do not meet criteria of at least ten (10) Acres AND at least \$10M PRV. US Territories and Non-US Locations that do not meet criteria of at least ten (10) Acres OR at least \$10M PRV.

DEPARTMENT OF DEFENSE
Base Structure Report - As of 30 Sept 2007

SITE	BRAC 2005	COMPONENT	NAME NEAREST CITY	BUILDINGS						ACRES OWNED	TOTAL ACRES	PRV (\$M)	MIL	CIV	OTHER
				OWNED		LEASED		OTHER							
				COUNT	SQFT	COUNT	SQFT	COUNT	SQFT						
Kaena Point Satellite Tracking Station		AF Active	Haleiwa	25	69,531	0	0	0	0	0	153	62.5	2	18	0
Kahuku Training Area		Army Active	Kahuku	16	22,460	0	0	0	0	8,330	9,480	28.4	0	0	1
Kalaeloa		Navy Active	Barbers Point	165	983,210	0	0	0	0	932	940	429.9	0	0	0
Kamokala Ridge		Navy Active	Kekaha	13	23,582	0	0	0	0	0	89	14.6	0	0	0
Kilauea Mil Reserve		Army Active	Hawaii Natl Park	86	152,014	0	0	0	0	17	72	46.5	0	2	76
Kipapa Ammo Storage Site		Army Active	Pukalani	70	179,462	0	0	0	0	401	401	73.3	0	0	0
Kokee AFS		AF Active	Kekaha	12	23,239	0	0	0	0	0	11	16.2	18	0	0
Kunia		Navy Active	Kunia	0	0	0	0	10	275,180	0	96	134.0	0	0	0
Makaha Ridge		Navy Active	Kokee	14	23,844	0	0	0	0	0	245	27.3	0	0	0
Makua Mil Reserve		Army Active	Waianae	4	4,873	0	0	0	0	3,406	4,195	18.6	0	0	0
MCB Camp Smith		MC Active	Aiea	60	679,972	0	0	0	0	219	221	380.0	1,135	136	18
MCB Hawaii Kaneohe		MC Active	Kaneohe	1,819	7,838,409	0	0	54	417,060	2,951	2,955	3,209.8	5,405	532	0
MCB Hawaii Pearl City Annex		MC Active	Pearl City	6	207,120	0	0	0	0	27	27	44.0	0	0	0
NG Kalaeloa		Army Guard	Kapolei	30	489,696	0	0	0	0	147	147	204.5	1,072	65	186
* NG Regional Training Institute		Army Guard	Waimanalo	7	75,951	0	0	0	0	48	48	64.0	97	3	3
NG TS Waiawa Gulch		Army Guard	Pearl City	14	124,427	0	0	0	0	19	19	23.6	356	18	3
NS Pearl Harbor	R	Navy Active	Pearl Harbor	636	9,139,044	0	0	312	906,091	7,284	7,336	6,330.2	14,442	8,344	3
PACMISRANFAC Hawaiian Area		Navy Active	Kekaha	209	458,299	0	0	62	96,589	1,933	4,354	417.2	0	0	0
Pearl City		Navy Active	Pearl City	13	223,707	0	0	273	992,863	647	655	379.2	0	0	0
Pohakuloa Training Area		Army Active	Hilo	172	293,849	0	0	5	567	108,851	131,886	263.8	13	105	107
Pupukea Paalaa Uka Mil Road		Army Active	Haleiwa	0	0	0	0	0	0	109	109	11.4	0	0	0
Puuloa-Oahu		MC Active	Ewa Beach	21	57,379	0	0	0	0	140	140	28.4	0	0	0
Red Hill		Navy Active	Honolulu	7	11,981	0	0	13	15,796	242	243	747.0	0	0	0
Schofield Barracks Military Reservation		Army Active	Wahiawa	477	6,529,158	0	0	1,399	5,987,953	15,600	18,676	4,252.7	12,386	1,063	2,678
Signal Cable Trunking System		Army Active	Wahiawa	43	9,071	0	0	0	0	201	201	87.3	0	0	0
Tripler AMC		Army Active	Honolulu	40	1,876,842	0	0	88	341,926	367	367	1,134.5	1,413	1,426	1,598
USA Field Station Kunia		Army Active	Kunia	9	272,040	0	0	0	0	89	95	132.8	13	0	141
Wahiawa		Navy Active	Wahiawa	95	423,569	0	0	218	651,855	720	743	372.6	0	0	0
Waianae		Navy Active	Lualualei	431	1,099,201	0	0	0	0	9,228	9,229	611.1	0	0	0
Waianae-Kai Military Reservation		Army Active	Waianae	46	47,458	0	0	1	637	0	14	19.4	1	0	35
Waikakalaua Ammo Storage Tunnels		Army Active	Schofield Barracks	49	104,236	0	0	0	0	314	314	41.2	0	0	0
Waikele		Navy Active	Waipahu	134	439,967	0	0	0	0	487	488	215.9	0	0	0
Waipahu		Navy Active	Waipahu	24	42,874	0	0	0	0	1,454	1,456	62.0	0	0	0
Wheeler Army Airfield		Army Active	Wahiawa	166	1,313,886	0	0	338	1,063,955	1,370	1,370	1,021.0	3,038	376	695

* Sites having assets that are Federally funded (e.g., owned, lease, licence, permit) and State-owned interest.

** US Locations that do not meet criteria of at least ten (10) Acres AND at least \$10M PRV. US Territories and Non-US Locations that do not meet criteria of at least ten (10) Acres OR at least \$10M PRV.

DEPARTMENT OF DEFENSE
Base Structure Report - As of 30 Sept 2007

SITE	BRAC 2005	COMPONENT	NAME NEAREST CITY	BUILDINGS						ACRES OWNED	TOTAL ACRES	PRV (\$M)	MIL	CIV	OTHER
				OWNED		LEASED		OTHER							
				COUNT	SQFT	COUNT	SQFT	COUNT	SQFT						
** OTHER SITE(S) : 43				71	338,824	15	77,619	68	221,621	1,597	26,771	274.8	841	11	3
Hawaii Total:				7,751	46,273,379	16	131,649	6,259	22,384,253	175,911	232,797	29,857.9	51,140	14,799	8,299
Idaho															
Bayview Idaho		Navy Active	Bayview	13	77,543	0	0	0	0	22	22	27.6	0	42	0
Boise Air Terminal (ANG)	R	AF Guard	Boise	180	1,661,515	0	0	0	0	0	576	408.7	1,394	0	0
Mountain Home AFB	R	AF Active	Mountain Home AFB	981	4,674,485	0	0	5	20,686	2,250	6,850	2,070.9	4,322	437	0
NG Edgemoade TS Mountain Home		Army Guard	Mountain Home	11	60,986	0	0	0	0	151	151	12.9	52	0	0
* NG Gowen Field Boise		Army Guard	Boise	117	1,032,041	0	0	0	0	211	211	335.9	1,711	425	209
* Orchard Range TS Boise		Army Guard	Boise	28	48,209	0	0	20	11,861	0	138,551	101.0	0	0	0
Saylor Creek Air Force Range		AF Active	Bruneau	5	10,918	0	0	0	0	640	109,466	12.7	0	0	0
** OTHER SITE(S) : 60				57	214,347	4	38,456	0	0	1,117	20,275	84.1	930	22	6
Idaho Total:				1,392	7,780,044	4	38,456	25	32,547	4,391	276,102	3,053.8	8,409	926	215
Illinois															
Capital Airport	R	AF Guard	Springfield	33	344,724	0	0	0	0	0	90	117.2	797	0	0
Chanute AFB		AF Active	Chanute AFB	230	2,812,879	0	0	0	0	1,343	1,343	1,001.9	0	2	0
Charles Melvin Price Spt Ctr		Army Active	Granite City	9	349,219	0	0	3	3,641	136	136	51.0	279	3	0
Col P. Schulstad USARC		Army Reserve	Arlington Hts	8	231,959	0	0	0	0	48	48	64.4	715	8	154
Fort Dearborn USARC O'Hare		Army Reserve	Des Plaines	2	37,987	0	0	0	0	16	16	10.9	0	0	0
Fort Sheridan		Navy Active	Fort Sheridan	3	3,567	0	0	93	603,073	206	206	125.8	10	0	0
Future MCAR Project		Army Reserve	Granite City	21	155,760	0	0	0	0	42	42	37.8	0	0	0
Glenview		Navy Active	Glenview	2	18,376	0	0	124	709,086	93	93	96.7	0	0	0
Greater Peoria Regional Airport	R	AF Guard	Bartonville	32	415,503	0	0	0	0	0	765	156.0	1,169	0	0
Joliet AAP Elwood		Army Active	Wilmington	206	759,003	0	0	0	0	657	657	200.1	0	0	0
Joliet AAP Kankakee		Army Active	Wilmington	19	50,573	0	0	0	0	1,068	1,068	13.5	0	0	0
NG N Riverside (NG Maint Center)		Army Guard	Riverside	19	204,749	0	0	0	0	21	21	33.9	546	62	7
NG Peoria AASF #3		Army Guard	Peoria	0	0	0	0	18	135,503	0	46	47.1	555	29	0
North Shore Mem USARC		Army Reserve	Highland Park	4	47,096	0	0	0	0	14	14	13.6	297	5	0
NS Great Lakes	R	Navy Active	Great Lakes	303	10,032,360	0	0	677	2,449,730	1,629	1,697	3,882.3	20,359	5,121	0
Parkhurst USARC/OMS/DS		Army Reserve	Darien	2	87,595	0	0	0	0	13	13	24.3	476	27	0
Rock Island Arsenal	R	Army Active	Rock Island	179	6,585,825	50	87,846	0	0	870	870	1,591.2	373	4,550	1,671
Savanna Depot Act		Army Active	Savanna	761	2,946,448	0	0	0	0	8,579	8,579	933.6	0	4	2
Scott AFB	R	AF Active	Scott AFB	264	4,573,574	0	0	0	0	2,820	3,545	1,960.9	6,747	2,941	31
Sheridan Reserve Complex	R	Army Reserve	Highland Park	36	457,350	0	0	0	0	90	90	110.9	1,648	67	42

* Sites having assets that are Federally funded (e.g., owned, lease, licence, permit) and State-owned interest.

** US Locations that do not meet criteria of at least ten (10) Acres AND at least \$10M PRV. US Territories and Non-US Locations that do not meet criteria of at least ten (10) Acres OR at least \$10M PRV.

DEPARTMENT OF DEFENSE
Base Structure Report - As of 30 Sept 2007

SITE	BRAC 2005	COMPONENT	NAME NEAREST CITY	BUILDINGS						ACRES OWNED	TOTAL ACRES	PRV (\$M)	MIL	CIV	OTHER
				OWNED		LEASED		OTHER							
				COUNT	SQFT	COUNT	SQFT	COUNT	SQFT						
USAR Joliet Outdr Training (Elwood)		Army Active	Elwood	16	38,189	0	0	0	0	3,585	3,585	15.7	116	0	0
** OTHER SITE(S) : 51				96	886,748	3	12,676	0	0	202	501	228.8	4,102	137	170
Illinois Total:				2,245	31,039,484	53	100,522	915	3,901,033	21,435	23,428	10,717.3	38,189	12,956	2,077
Indiana															
(Lyle J. Thompson) USARC		Army Reserve	South Bend	3	57,885	0	0	0	0	0	12	12.6	121	25	0
Camp Atterbury	C	Army Guard	Avon	387	1,335,918	0	0	0	0	33,139	33,139	502.1	1,122	98	742
Evansville AFRC		Army Reserve	Evansville	2	49,521	0	0	0	0	5	10	11.3	180	16	0
Fort Ben Harrison USARC		Army Reserve	Indianapolis	18	233,287	0	0	0	0	138	138	51.5	496	27	12
Fort Benjamin Harrison		Army Active	Indianapolis	2	101,070	0	0	0	0	78	78	56.6	0	0	0
Fort Wayne IAP	R	AF Guard	Fort Wayne	29	350,741	1	14,280	0	0	0	166	141.0	918	0	0
Grissom AFB		AF Active	Peru	28	385,193	0	0	0	0	2,078	2,537	132.7	126	2	0
Grissom ARB		AF Reserve	Grissom AFB	90	1,203,652	0	0	0	0	343	343	669.9	1,271	243	0
Hulman Fld	R	AF Guard	Terre Haute	46	338,819	1	4,271	0	0	37	121	112.3	801	0	0
Indiana AAP		Army Active	Charlestown	888	3,026,586	0	0	0	0	5,310	5,310	931.3	0	0	0
Jefferson Proving Ground		Army Active	Madison	155	350,407	0	0	0	0	52,832	52,832	163.7	11	1	0
Newport Chem Depot	C	Army Active	Newport	111	738,195	0	0	0	0	8,396	8,396	334.8	2	28	1,017
NSA Crane	R	Navy Active	Crane	2,437	10,921,998	0	0	37	70,778	62,433	62,435	3,822.8	1	0	0
** OTHER SITE(S) : 28				1,958	7,812,500	8	178,337	1	13,500	1,459	2,525	2,213.1	4,092	760	6,542
Indiana Total:				6,154	26,905,772	10	196,888	38	84,278	166,247	168,040	9,155.7	9,141	1,200	8,313
Iowa															
Camp Dodge Johnston TS	R	Army Guard	Johnston	30	651,412	0	0	0	0	2,083	28,847	202.9	2,217	395	826
Des Moines IAP	R	AF Guard	Des Moines	29	211,307	4	175,504	1	15,546	0	171	114.8	1,005	0	0
Des Moines Reserve Complex		Army Reserve	Des Moines	8	162,152	0	0	0	0	40	40	32.4	946	11	48
Iowa AAP	R	Army Active	Middletown	934	4,130,358	0	0	1	1,500	19,011	19,011	1,239.6	0	23	924
Sioux Gateway Apt/Col Bud Day Field (ANG)	R	AF Guard	Sioux City	42	453,737	0	0	0	0	0	306	139.8	799	0	0
** OTHER SITE(S) : 31				53	471,148	6	62,060	2	20,898	156	249	116.7	3,584	125	2
Iowa Total:				1,096	6,080,114	10	237,564	4	37,944	21,291	48,624	1,846.3	8,551	554	1,800
Johnston Atoll															
Johnston Atoll Airfield		AF Active	Johnston Atoll	72	295,161	0	0	0	0	684	684	479.0	0	0	1,043
Johnston Atoll Total:				72	295,161	0	0	0	0	684	684	479.0	0	0	1,043
Kansas															

* Sites having assets that are Federally funded (e.g., owned, lease, licence, permit) and State-owned interest.

** US Locations that do not meet criteria of at least ten (10) Acres AND at least \$10M PRV. US Territories and Non-US Locations that do not meet criteria of at least ten (10) Acres OR at least \$10M PRV.

DEPARTMENT OF DEFENSE
Base Structure Report - As of 30 Sept 2007

SITE	BRAC 2005	COMPONENT	NAME NEAREST CITY	BUILDINGS						ACRES OWNED	TOTAL ACRES	PRV (\$M)	MIL	CIV	OTHER
				OWNED		LEASED		OTHER							
				COUNT	SQFT	COUNT	SQFT	COUNT	SQFT						
Atchison Caves		Army Reserve	Atchison	6	2,599,610	0	0	0	0	125	125	249.5	0	0	0
Forbes Field (ANG)	R	AF Guard	Forbes AFB	35	694,237	0	0	0	0	215	215	210.3	914	28	0
Fort Leavenworth	R	Army Active	Fort Leavenworth	275	4,762,189	0	0	600	4,284,628	5,637	5,637	1,726.3	3,815	1,534	2,667
Fort Riley	R	Army Active	Fort Riley	958	9,290,014	2	22,672	23	376,165	97,115	100,707	2,911.7	17,411	1,868	4,792
Kansas AAP	C	Army Active	Parsons	509	2,204,281	0	0	0	0	13,835	13,835	589.1	0	8	296
Leavenworth USARC		Army Reserve	Fort Leavenworth	2	47,520	0	0	0	0	17	17	33.3	0	0	0
McConnell AFB	R	AF Active	McConnell AFB	856	4,588,003	0	0	0	0	2,682	3,616	1,477.1	3,877	383	0
* NG Armory/Maintenance Facility		Army Guard	Manhattan	0	0	1	78,000	0	0	0	10	15.5	0	0	0
* NG Coffeyville Armory (New)		Army Guard	Coffeyville	0	0	2	25,110	0	0	0	10	10.3	122	0	0
* NG Salina KS Training Center		Army Guard	Salina	0	0	3	78,012	0	0	0	53	16.1	76	0	4
* NG Topeka Forbes Field		Army Guard	Topeka	0	0	0	0	7	231,374	30	30	57.2	523	81	0
* Salina Smoky Hill Maj Training Area		Army Guard	Salina	0	0	0	0	27	15,092	3,536	3,536	10.7	160	1	33
Smoky Hill ANG Range		AF Guard	Salina	33	47,471	0	0	0	0	33,878	33,878	54.6	23	0	0
Topeka Future		Army Reserve	Topeka	2	47,527	0	0	0	0	12	12	71.8	350	11	0
Wichita USARC	R	Army Reserve	Wichita	3	155,043	0	0	0	0	18	18	29.1	972	155	0
** OTHER SITE(S) : 32				35	364,635	9	91,540	0	0	261	573	95.1	2,372	92	31
Kansas Total:				2,714	24,800,530	17	295,334	657	4,907,259	157,361	162,272	7,557.8	30,615	4,161	7,823
Kentucky															
Blue Grass Army Depot	R	Army Active	Richmond	1,098	3,907,595	0	0	0	0	14,594	14,594	1,118.0	50	708	491
Brooks-Lawler USARC/AMSA #71		Army Reserve	Fort Thomas	7	64,755	0	0	0	0	15	15	13.7	420	24	0
Fort Campbell KY	R	Army Active	Fort Campbell	642	8,338,445	0	0	1,060	4,501,451	37,850	37,850	2,929.2	28,711	1,999	5,902
Fort Campbell TN	R	Army Active	Fort Campbell	711	6,023,208	0	0	856	2,377,973	68,604	68,604	1,988.4	0	14	0
Fort Knox	R	Army Active	Fort Knox	944	10,346,224	0	0	56	167,238	109,111	109,111	3,043.0	14,996	3,058	5,043
Lexington AFRC		Army Reserve	Lexington	5	50,943	0	0	0	0	10	10	10.6	250	1	1
Louisville IAP-Standiford Fl	R	AF Guard	Louisville	14	368,860	0	0	0	0	0	81	92.7	1,080	0	0
Louisville Kentucky	C	Army Reserve	Louisville	6	129,377	1	26,560	0	0	23	23	32.3	856	29	8
** OTHER SITE(S) : 28				41	203,490	24	171,894	0	0	1,363	1,684	71.6	3,043	359	171
Kentucky Total:				3,468	29,432,897	25	198,454	1,972	7,046,662	231,571	231,973	9,299.4	49,406	6,192	11,616
Louisiana															
Barksdale AFB	R	AF Active	Barksdale AFB	969	6,235,935	1	2,730	0	0	21,802	22,361	1,842.3	7,021	555	0
Claiborne Air Force Range		AF Reserve	Forest Hill	3	5,969	0	0	0	0	0	7,800	13.9	0	0	0
England AFB		AF Active	England AFB	423	2,199,202	0	0	0	0	576	576	558.3	0	1	0
England Authority		Army Active	Alexandria	0	0	23	140,960	0	0	0	247	28.5	0	0	0

* Sites having assets that are Federally funded (e.g., owned, lease, licence, permit) and State-owned interest.

** US Locations that do not meet criteria of at least ten (10) Acres AND at least \$10M PRV. US Territories and Non-US Locations that do not meet criteria of at least ten (10) Acres OR at least \$10M PRV.

DEPARTMENT OF DEFENSE
Base Structure Report - As of 30 Sept 2007

SITE	BRAC 2005	COMPONENT	NAME NEAREST CITY	BUILDINGS						ACRES OWNED	TOTAL ACRES	PRV (\$M)	MIL	CIV	OTHER
				OWNED		LEASED		OTHER							
				COUNT	SQFT	COUNT	SQFT	COUNT	SQFT						
Fort Polk		Army Active	Fort Polk	1,104	8,023,325	1	675,224	1,179	7,064,314	100,110	198,721	3,337.8	8,991	1,493	4,499
NAS JRB New Orleans	R	AF Guard	Belle Chasse	56	487,019	0	0	0	0	67	67	122.3	831	10	0
NAS JRB New Orleans	R	Navy Reserve	Belle Chasse	199	1,436,629	0	0	0	0	5,009	5,009	681.1	1,032	0	0
NOSC New Orleans		Navy Reserve	New Orleans	5	69,597	0	0	0	0	13	13	15.8	0	0	0
NSA New Orleans	R	Navy Active	New Orleans	73	685,009	0	0	0	0	188	199	240.4	1,669	529	0
NSA New Orleans East Bank		Navy Active	New Orleans	8	785,489	0	0	0	0	25	26	253.7	1,923	9	0
** OTHER SITE(S) : 37				101	593,778	4	31,808	30	335,003	107	2,387	233.5	6,680	499	888
Louisiana Total:				2,941	20,521,952	29	850,722	1,209	7,399,317	127,896	237,404	7,327.5	28,147	3,096	5,387
Maine															
Bangor IAP	R	AF Guard	Bangor	53	696,771	0	0	0	0	302	485	241.8	880	0	0
Columbia Falls Radar Site		AF Active	Columbia Falls	4	20,375	0	0	0	0	1,060	1,060	28.6	0	0	0
Corea Maine		Navy Active	Corea	13	61,654	0	0	0	0	461	461	83.1	0	0	0
Loring AFB		AF Active	Loring AFB	0	0	1	142,400	0	0	0	16	31.9	0	6	0
Moscow Radar Site		AF Active	Bingham	4	44,315	0	0	0	0	1,274	1,274	31.8	0	0	0
NAS Brunswick	C	Navy Active	Brunswick	222	1,560,587	0	0	0	0	3,265	3,287	720.4	3,454	662	0
NAS Brunswick McKeen Street		Navy Active	Brunswick	187	362,494	0	0	0	0	70	75	43.4	0	0	0
NAS Brunswick NCTS Cutler VLF Area		Navy Active	Cutler	38	125,125	0	0	0	0	2,805	2,805	81.7	0	0	0
NAS Brunswick Topsham		Navy Active	Topsham	62	295,581	0	0	0	0	91	91	52.2	154	0	0
* NG Bangor TS		Army Guard	Bangor	16	274,657	0	0	0	0	179	204	67.9	280	69	8
NSY Portsmouth	R	Navy Active	Kittery	290	3,492,527	0	0	0	0	309	309	1,282.6	0	4,161	0
Searsport Defense Fuel Support Point		AF Active	Searsport	21	15,055	0	0	0	0	20	1,223	227.2	0	0	0
South Portland ANGS		AF Guard	South Portland	9	56,313	0	0	0	0	0	12	11.5	217	0	0
** OTHER SITE(S) : 28				71	240,618	0	0	17	18,171	13,831	724,906	75.9	676	118	0
Maine Total:				990	7,246,072	1	142,400	17	18,171	23,668	736,208	2,980.0	5,661	5,016	8
Maryland															
1Sgt Adam S Brandt USARC		Army Reserve	Curtis Bay	3	52,684	0	0	0	0	27	27	13.9	460	28	0
Aberdeen Proving Ground	R	Army Active	Aberdeen Prov Grnd	1,933	14,327,171	0	0	40	156,024	72,406	72,406	3,715.9	5,641	6,282	5,554
Andrews AFB	R	AF Active	Upper Marlboro	870	7,339,680	0	0	0	0	4,996	4,996	2,193.6	6,766	1,449	0
Blossom Point Md		Navy Active	La Plata	20	48,279	0	0	0	0	0	265	20.0	0	0	0
Blossom Point Research Facility		Army Active	Hyattsville	45	69,815	0	0	0	0	1,600	1,600	42.3	0	8	81
Brandywine Globecom Annex		AF Active	Brandywine	4	3,944	0	0	0	0	1,640	1,640	11.3	0	0	0
Curtis Bay - Baltimore		Army Reserve	Curtis Bay	3	27,915	0	0	0	0	18	18	63.3	0	0	0

* Sites having assets that are Federally funded (e.g., owned, lease, licence, permit) and State-owned interest.

** US Locations that do not meet criteria of at least ten (10) Acres AND at least \$10M PRV. US Territories and Non-US Locations that do not meet criteria of at least ten (10) Acres OR at least \$10M PRV.

DEPARTMENT OF DEFENSE
Base Structure Report - As of 30 Sept 2007

SITE	BRAC 2005	COMPONENT	NAME NEAREST CITY	BUILDINGS						ACRES OWNED	TOTAL ACRES	PRV (\$M)	MIL	CIV	OTHER
				OWNED		LEASED		OTHER							
				COUNT	SQFT	COUNT	SQFT	COUNT	SQFT						
Fort Detrick	R	Army Active	Frederick	194	2,131,125	0	0	310	625,747	1,153	1,153	1,151.5	1,146	1,467	5,309
Fort George G Meade	R	Army Active	Fort Meade	265	4,667,777	0	0	1,222	4,838,539	5,067	5,067	2,227.0	11,371	4,085	22,749
Fort Ritchie		Army Active	Cascade	238	1,311,450	0	0	0	0	591	592	266.1	7	0	0
Glenn Forest		Navy Active	Lexington Park	0	0	0	0	58	438,608	139	139	48.3	0	0	0
Governors Bridge Globecom Annex		AF Active	Davidsonville	2	26,540	0	0	0	0	864	864	18.8	0	0	0
Jachman USARC		Army Reserve	Owings Mills	3	48,350	0	0	0	0	14	14	11.2	5	1	0
Martin State Apt	R	AF Guard	Baltimore	49	388,107	0	0	0	0	175	175	114.0	1,429	0	0
NAF Washington	R	Navy Active	Andrews AFB	24	474,125	0	0	5	39,603	0	119	203.3	575	0	0
NAS Patuxent River	R	Navy Active	Patuxent River	499	5,605,067	0	0	285	668,027	6,398	6,398	2,459.3	2,327	6,464	1
National Geospatial Intelligence Agency	C	Army Active	Bethesda	5	680,169	0	0	0	0	40	40	144.4	0	0	0
National Naval Medical Center Bethesda	R	Navy Active	Bethesda	85	2,788,321	0	0	0	0	242	243	955.5	3,517	3,760	0
Naval Academy North Severn		Navy Active	Annapolis	30	197,133	0	0	1	4,024	527	527	73.0	7	5	0
NG Pvt Henry Costin		Army Guard	Laurel	3	57,497	0	0	0	0	23	23	12.8	152	0	0
NMIC Suitland		Navy Active	Suitland	5	517,564	0	0	0	0	42	42	145.2	29	1	0
NSA Annapolis		Navy Active	Annapolis	91	3,495,724	0	0	102	633,534	512	513	1,281.1	2	0	0
NSA Annapolis Chesapeake Bay Detach		Navy Active	Solomons	71	190,760	0	0	0	0	11	11	86.8	0	0	0
NSA Annapolis Gambrills Md		Navy Active	Annapolis	57	107,254	0	0	0	0	856	856	21.7	0	0	0
NSA Annapolis Naval Station	R	Navy Active	Annapolis	64	338,682	0	0	51	255,414	278	278	195.2	51	0	0
NSWC Carderock	R	Navy Active	Bethesda	74	1,675,747	0	0	0	0	186	186	458.6	0	0	0
NSWC Indian Head	R	Navy Active	Indian Head	1,018	2,549,468	0	0	77	344,180	1,961	1,961	1,035.3	454	84	0
Solomons Island, Md		Navy Active	Solomons	130	279,134	0	0	1	5,340	295	295	76.7	0	0	0
Stump Neck Area		Navy Active	Indian Head	86	239,804	0	0	0	0	1,087	1,087	83.6	0	0	0
Summerfield FH		AF Active	Seat Pleasant	0	0	194	1,942,174	0	0	0	234	188.7	0	0	0
USA Adelphi Laboratory Ctr	R	Army Active	Hyattsville	30	1,131,049	0	0	0	0	207	207	303.7	109	778	461
Walter Reed AMC Forest Glen	R	Army Active	Silver Spring	36	1,340,751	0	0	0	0	132	132	408.5	281	279	1,050
Webster Field		Navy Active	Saint Inigoes	69	481,247	0	0	0	0	968	968	224.8	0	0	0
White Plains RR		Navy Active	Indian Head	0	0	0	0	0	0	165	165	15.5	0	0	0
** OTHER SITE(S) : 58				101	550,231	25	900,614	4	105,261	6,486	7,194	353.5	2,513	40	5
Maryland Total:				6,107	53,142,564	219	2,842,788	2,156	8,114,301	109,109	110,436	18,624.2	36,842	24,731	35,210

Massachusetts

4th MAW Chicopee Housing		MC Active	Chicopee	153	570,462	0	0	0	0	84	84	73.9	0	0	0
94th RRC HQ USARC	R	Army Reserve	Ayer	1	81,206	0	0	0	0	14	14	19.5	280	62	0
Barnes MAP (ANG)	R	AF Guard	Westfield	41	326,865	0	0	0	0	0	373	102.6	979	0	0

* Sites having assets that are Federally funded (e.g., owned, lease, licence, permit) and State-owned interest.

** US Locations that do not meet criteria of at least ten (10) Acres AND at least \$10M PRV. US Territories and Non-US Locations that do not meet criteria of at least ten (10) Acres OR at least \$10M PRV.

DEPARTMENT OF DEFENSE
Base Structure Report - As of 30 Sept 2007

SITE	BRAC 2005	COMPONENT	NAME NEAREST CITY	BUILDINGS						ACRES OWNED	TOTAL ACRES	PRV (\$M)	MIL	CIV	OTHER
				OWNED		LEASED		OTHER							
				COUNT	SQFT	COUNT	SQFT	COUNT	SQFT						
Cape Cod AS		AF Active	Sagamore	13	99,462	0	0	0	0	0	101	38.5	56	6	0
Cpl G M Craig USARC/AMSA 163		Army Reserve	Brockton	2	66,423	0	0	0	0	14	14	17.0	223	20	0
Devens Reserve Forces Training Area	R	Army Reserve	Ayer	125	1,497,499	0	0	0	0	5,212	5,212	394.4	2,347	229	40
George Hampden Crossman USARC		Army Reserve	Taunton	2	68,517	0	0	0	0	10	10	16.9	168	1	0
Hanscom AFB	R	AF Active	Hanscom AFB	132	3,613,786	0	0	0	0	779	846	1,069.8	1,178	1,586	0
MCRC Westover		MC Reserve	Chicopee	1	46,367	0	0	0	0	12	12	12.3	324	0	0
MTA Camp Edwards		Army Guard	Buzzards Bay	177	804,549	0	0	0	0	14,712	14,712	314.3	386	48	139
NAS South Weymouth Squantum Housing		Navy Active	Weymouth	38	107,962	0	0	0	0	28	28	12.7	0	0	0
NAVPRO Pittsfield		Navy Active	Pittsfield	5	566,151	0	0	0	0	30	30	202.4	0	0	0
NG Rehoboth-TS Nike 19 COE #25326		Army Guard	Rehoboth	10	52,486	0	0	0	0	15	15	11.1	103	0	0
NWIRP Bedford		Navy Active	Bedford	6	275,969	0	0	0	0	46	79	110.9	0	0	0
Otis ANGB	R	AF Guard	Otis ANGB, Falmouth	177	1,352,170	0	0	12	101,608	1,366	4,042	739.9	900	164	0
Soldier Systems Center	R	Army Active	Natick	76	870,627	1	3,796	0	0	78	78	227.8	92	809	696
South Boston Support Activity		Army Reserve	Boston	2	583,529	0	0	0	0	11	11	130.4	325	37	937
SSC Hudson Housing		Army Active	Natick	14	50,153	0	0	0	0	134	134	11.4	0	0	0
Westover AFRC	C	Army Reserve	Chicopee	2	52,477	0	0	0	0	12	12	13.0	440	15	0
Westover ARB	R	AF Reserve	Westover AFB	113	1,463,852	0	0	0	0	2,515	2,585	703.5	2,358	295	0
** OTHER SITE(S) : 34				124	659,502	9	108,179	5	129,387	253	333	238.3	2,484	126	0
Massachusetts Total:				1,214	13,210,014	10	111,975	17	230,995	25,325	28,725	4,460.6	12,643	3,398	1,812
Michigan															
1Lt Robert L Poxon USARC		Army Reserve	Southfield	6	93,477	0	0	0	0	26	26	23.8	631	11	2
Alpena County Regional Airport		AF Guard	Alpena	102	461,849	0	0	0	0	668	695	250.7	121	0	0
CTC Fort Custer Trng Center	R	Army Guard	Augusta	100	398,634	0	0	0	0	7,570	7,570	153.0	605	13	41
Detroit Arsenal	R	Army Active	Warren	36	1,611,885	2	11,825	1	200	170	170	454.8	131	3,407	1,347
Dr Mary E Walker Mem USARC		Army Reserve	Grand Rapids	2	72,040	0	0	0	0	14	14	19.2	264	6	1
K I Sawyer AFB		AF Active	K I Sawyer AFB	978	2,947,831	0	0	0	0	2,763	3,930	786.0	0	0	0
NG Grayling Airfield		Army Guard	Grayling	44	140,223	0	0	0	0	875	875	102.1	0	0	0
NOSC-MCRC Battle Creek		Navy Reserve	Battle Creek	6	56,916	0	0	0	0	26	158	13.2	58	0	0
Selfridge ANGB	R	AF Guard	Mount Clemens	340	2,944,142	0	0	2	9,134	2,571	3,090	1,116.8	2,277	375	0
W K Kellogg Airport	R	AF Guard	Battle Creek	40	397,371	0	0	0	0	0	318	108.8	850	0	0
Wurtsmith AFB		AF Active	Wurtsmith AFB	146	1,191,832	0	0	0	0	634	634	624.4	0	2	0

* Sites having assets that are Federally funded (e.g., owned, lease, licence, permit) and State-owned interest.

** US Locations that do not meet criteria of at least ten (10) Acres AND at least \$10M PRV. US Territories and Non-US Locations that do not meet criteria of at least ten (10) Acres OR at least \$10M PRV.

DEPARTMENT OF DEFENSE
Base Structure Report - As of 30 Sept 2007

SITE	BRAC 2005	COMPONENT	NAME NEAREST CITY	BUILDINGS						ACRES OWNED	TOTAL ACRES	PRV (\$M)	MIL	CIV	OTHER
				OWNED		LEASED		OTHER							
				COUNT	SQFT	COUNT	SQFT	COUNT	SQFT						
** OTHER SITE(S) : 30				55	812,358	3	120,537	9	95,552	185	1,092	243.6	5,181	153	492
Michigan Total:				1,855	11,128,558	5	132,362	12	104,886	15,502	18,572	3,896.3	10,118	3,967	1,883
Minnesota															
Arden Hills USARC		Army Reserve	St. Paul	3	143,090	0	0	0	0	54	54	28.8	325	34	4
Duluth IAP	R	AF Guard	Duluth	49	457,615	0	0	0	0	0	262	137.6	955	28	0
Fort Snelling USARC/AMSA	R	Army Reserve	St. Paul	6	269,784	0	0	0	0	47	47	67.2	1,034	108	52
Minneapolis-St Paul		AF Reserve	Minneapolis	87	1,109,475	0	0	1	1,479	215	246	355.5	2,383	156	0
NG Arden Hills Army TS		Army Guard	St. Paul	45	78,746	0	0	0	0	1,496	1,496	28.1	69	36	0
NMCRC Saint Paul Mn		Navy Reserve	Fort Snelling	4	50,831	0	0	0	0	10	11	12.8	0	0	0
NOSC-MCRC Minneapolis		Navy Reserve	Minneapolis	1	89,047	0	0	0	0	12	12	24.5	1,066	0	0
Twin Cities AAP		Army Active	St. Paul	108	2,843,616	0	0	0	0	677	677	704.7	439	8	292
** OTHER SITE(S) : 49				46	290,230	7	54,046	0	0	180	2,045	93.4	4,581	82	0
Minnesota Total:				349	5,332,434	7	54,046	1	1,479	2,692	4,851	1,452.8	10,852	452	348
Mississippi															
BG George A Morris USARC		Army Reserve	Vicksburg	2	75,625	0	0	0	0	13	13	14.2	224	16	1
Camp Shelby Range		AF Guard	Hattiesburg	4	14,117	0	0	0	0	196	196	22.5	0	0	0
CBC Gulfport		Navy Active	Gulfport	357	4,151,262	0	0	0	0	1,098	1,169	747.8	5,614	1,400	0
CBC Gulfport Lakeside Housing		Navy Active	Pascagoula	6	126,155	0	0	0	0	33	33	37.9	0	0	0
CBC Gulfport Sand Hill Housing		Navy Active	Gautier	80	321,022	0	0	0	0	75	75	50.3	0	0	0
Columbus AFB	R	AF Active	Columbus AFB	479	2,513,744	0	0	0	0	4,408	4,931	741.4	945	450	0
Columbus Auxiliary Airfield		AF Active	Shuqualak	5	11,370	0	0	0	0	914	1,080	29.7	0	0	0
CTA Camp McCain		Army Guard	Grenada	100	353,527	0	0	0	0	12,881	12,881	117.4	345	89	73
Gulfport-Biloxi Regional Airport (ANG)		AF Guard	Gulfport	62	487,558	1	47,600	0	0	232	267	134.5	356	0	0
Jackson IAP, Thompson Field	R	AF Guard	Flowood	30	398,688	2	160,204	0	0	139	139	142.4	1,159	0	0
Keesler AFB	R	AF Active	Keesler AFB	517	7,775,376	0	0	0	0	1,494	1,611	1,834.7	4,611	1,503	0
Key Field	R	AF Guard	Meridian	36	393,309	0	0	0	0	0	121	126.3	1,007	8	0
Mississippi AAP	C	Army Active	Stennis Space Center	112	1,693,513	0	0	0	0	0	4,214	349.3	0	3	35
MTA Camp Shelby		Army Guard	Hattiesburg	33	228,305	0	0	0	0	200	125,382	80.0	1,386	267	1,999
NAS Meridian	R	Navy Active	Meridian	523	2,030,013	0	0	0	0	8,061	8,065	686.9	972	0	0
OLF Bravo		Navy Active	Preston	6	6,443	0	0	0	0	1,255	1,463	46.1	0	0	0
** OTHER SITE(S) : 101				92	992,655	5	66,508	70	790,920	3,736	10,671	420.1	8,705	545	61
Mississippi Total:				2,444	21,572,681	8	274,312	70	790,920	34,734	172,310	5,581.4	25,324	4,281	2,169

* Sites having assets that are Federally funded (e.g., owned, lease, licence, permit) and State-owned interest.

** US Locations that do not meet criteria of at least ten (10) Acres AND at least \$10M PRV. US Territories and Non-US Locations that do not meet criteria of at least ten (10) Acres OR at least \$10M PRV.

DEPARTMENT OF DEFENSE
Base Structure Report - As of 30 Sept 2007

SITE	BRAC 2005	COMPONENT	NAME NEAREST CITY	BUILDINGS						ACRES OWNED	TOTAL ACRES	PRV (\$M)	MIL	CIV	OTHER
				OWNED		LEASED		OTHER							
				COUNT	SQFT	COUNT	SQFT	COUNT	SQFT						
Missouri															
Belton USARC/AMSA #57		Army Reserve	Belton	2	9,865	0	0	1	48,296	195	195	11.5	614	40	0
Fort Leonard Wood	R	Army Active	Fort Leonard Wood	1,232	10,271,153	15	90,714	1,033	3,227,769	53,239	62,911	3,091.2	24,921	2,492	3,901
Jefferson Barracks ANG	R	AF Guard	St. Louis	1	323	31	384,995	0	0	0	135	84.1	206	0	0
Lake City AAP		Army Active	Independence	355	2,954,055	0	0	8	2,299	3,950	3,950	887.8	1	24	3,357
Lake Of the Ozarks Recreation		Army Active	Lake Ozark	18	17,439	0	0	0	0	0	359	20.6	0	0	0
Lambert-St Louis	R	AF Guard	St. Ann	39	383,886	0	0	0	0	25	49	112.1	1,122	1	0
MCSPTACT Kansas City PPV Housing		MC Reserve	Belton	0	0	0	0	234	611,104	0	47	58.7	0	0	0
MTA Camp Crowder Neosho		Army Guard	Neosho	66	208,282	0	0	0	0	4,362	4,362	87.4	0	12	33
NG MTA Camp Clark Nevada		Army Guard	Nevada	184	241,346	0	0	0	0	615	615	80.0	40	8	29
* NG Whiteman AFB Knob Noster		Army Guard	Whiteman AFB	5	80,544	0	0	0	0	44	44	19.5	309	38	0
NOSC Kansas City		Navy Reserve	Kansas City	2	49,992	0	0	0	0	0	10	10.3	444	0	0
Richards Gebaur ARS		MC Reserve	Kansas City	29	288,252	1	16,480	0	0	66	100	86.3	0	0	0
Rosecrans MAP (139AG)	R	AF Guard	St. Joseph	45	345,746	0	0	0	0	54	183	107.9	1,032	8	0
Springfield AFRC/AMSA #54		Army Reserve	Springfield	4	81,899	0	0	0	0	18	18	17.7	195	5	0
St Charles USARC		Army Reserve	St. Charles	19	132,927	0	0	0	0	1,656	1,656	35.0	0	0	0
St Louis #3/Sverdrup USARC		Army Reserve	St. Louis	3	107,973	0	0	0	0	21	21	23.0	613	47	0
St Louis AFS		AF Active	St. Louis	13	737,465	0	0	0	0	25	25	180.5	7	0	0
St Louis AFS Storage Annex		AF Active	St. Louis	7	575,149	0	0	0	0	39	40	100.7	0	0	0
Whiteman AFB	R	AF Active	Knob Noster	944	4,874,922	0	0	6	14,488	3,869	5,417	1,884.8	4,274	423	0
** OTHER SITE(S) : 59				50	349,161	22	450,973	15	69,395	116	641	163.6	6,727	579	56
Missouri Total:				3,018	21,710,379	69	943,162	1,297	3,973,351	68,295	80,780	7,062.7	40,505	3,677	7,376
Montana															
Great Falls IAP	R	AF Guard	Great Falls	43	398,821	0	0	0	0	0	140	135.9	954	0	0
Malmstrom AFB	R	AF Active	Malmstrom AFB	718	4,604,956	0	0	1	75	3,278	3,716	1,384.6	3,636	516	0
MTA Fort Wm Henry Harrison		Army Guard	Helena	113	712,057	0	0	0	0	3,011	6,387	188.0	717	256	162
NG Fort Missoula - FMS 02		Army Guard	Missoula	9	35,444	0	0	3	41,545	14	14	14.2	0	4	0
* NG Helena Aviation RC- AASF-C12		Army Guard	Helena	0	0	0	0	6	215,509	0	60	82.1	431	60	1
NG MTA Limestone Hills		Army Guard	Townsend	0	0	0	0	4	9,768	0	19,997	34.2	0	0	0
Sgt Ernest Veuve Hall/AMSA #75	C	Army Reserve	Missoula	5	65,353	0	0	0	0	16	16	15.8	252	7	4
** OTHER SITE(S) : 249				283	428,526	7	85,236	1	16,900	794	31,902	1,616.0	578	7	146
Montana Total:				1,171	6,245,157	7	85,236	15	283,797	7,112	62,232	3,470.8	6,568	850	313

* Sites having assets that are Federally funded (e.g., owned, lease, licence, permit) and State-owned interest.

** US Locations that do not meet criteria of at least ten (10) Acres AND at least \$10M PRV. US Territories and Non-US Locations that do not meet criteria of at least ten (10) Acres OR at least \$10M PRV.

DEPARTMENT OF DEFENSE
Base Structure Report - As of 30 Sept 2007

SITE	BRAC 2005	COMPONENT	NAME NEAREST CITY	BUILDINGS						ACRES OWNED	TOTAL ACRES	PRV (\$M)	MIL	CIV	OTHER
				OWNED		LEASED		OTHER							
				COUNT	SQFT	COUNT	SQFT	COUNT	SQFT						
Nebraska															
Camp Ashland		Army Guard	Ashland	50	201,380	0	0	0	0	980	980	48.6	311	10	18
Cornhusker AAP		Army Active	Grand Island	31	124,980	1	34,068	0	0	1,992	1,992	102.0	0	0	0
Greenlief TS/UTES 01	R	Army Guard	Hastings	128	272,682	0	0	0	0	3,211	3,211	90.1	15	7	4
Lincoln MAP		AF Guard	Lincoln	24	339,937	0	0	0	0	97	114	96.7	872	0	0
Lincoln USARC #2		Army Reserve	Lincoln	3	55,732	0	0	0	0	10	10	11.3	0	0	0
NG Lincoln AASF/Readiness Center		Army Guard	Lincoln	11	197,155	0	0	2	16,962	24	24	51.3	711	45	2
NG Mead TS/FMS 06/UTES 02		Army Guard	Mead	8	88,427	0	0	0	0	1,197	1,197	21.8	12	19	0
Offutt AFB		AF Active	Offutt AFB	208	5,586,321	0	0	0	0	1,908	1,923	1,518.6	6,110	1,821	2
Offutt Communications Annex #2 Globecom		AF Active	Elkhorn	5	28,755	0	0	0	0	372	372	10.2	0	0	0
Offutt FH Annex		AF Active	Offutt AFB	35	416,951	0	0	0	0	783	786	168.9	0	0	0
** OTHER SITE(S) : 105				115	393,638	16	187,748	0	0	3,015	11,408	587.7	2,090	84	1
Nebraska Total:				618	7,705,958	17	221,816	2	16,962	13,590	22,018	2,707.1	10,121	1,986	27
Nevada															
Creech AFB		AF Active	Indian Springs	87	447,287	0	0	0	0	235	2,300	359.4	1,429	66	0
Hawthorne Army Depot		Army Active	Hawthorne	2,513	9,730,475	0	0	0	0	147,236	147,236	3,935.8	1	30	447
Hawthorne Nevada		Navy Active	Hawthorne	0	0	2	15,356	37	332,796	0	15	109.4	0	0	0
NAS Fallon	R	Navy Active	Fallon	465	2,074,575	0	0	0	0	7,907	8,341	1,162.9	1,027	180	0
NAS Fallon EW Range Fac		Navy Active	Fallon	6	31,238	0	0	0	0	9,628	80,992	48.0	0	0	0
NAS Fallon Target B-16		Navy Active	Fallon	1	480	0	0	0	0	17,280	17,287	18.8	0	0	0
NAS Fallon Target B-17		Navy Active	Fallon	6	4,888	0	0	0	0	21,400	21,440	24.8	0	0	0
NAS Fallon Target B-19		Navy Active	Fallon	4	628	0	0	0	0	17,332	17,332	18.7	0	0	0
NAS Fallon Target B-20		Navy Active	Fallon	2	1,600	0	0	0	0	41,006	41,006	18.3	0	0	0
Nellis AFB	R	AF Active	Nellis AFB	588	5,715,729	1	5,100	4	8,572	5,215	14,161	2,701.6	8,070	1,082	39
Nellis AFB		Army Reserve	Nellis AFB	3	82,549	0	0	0	0	22	22	49.5	261	3	0
Nellis Air Force Range		AF Active	Indian Springs	90	132,463	0	0	0	0	2,344,785	3,092,316	285.3	4	0	0
Nellis Water System Annex		AF Active	Las Vegas	2	19,347	0	0	0	0	80	107	21.1	0	0	0
Reno Tahoe IAP	R	AF Guard	Reno	37	373,589	0	0	0	0	64	64	102.8	971	0	0
Tonopah Auxiliary Airfield Annex		AF Active	Tonopah	143	1,648,283	0	0	1	1,500	2,157	2,157	998.7	0	0	0
Tonopah Auxiliary Airfield Annex #2		AF Active	Tonopah	94	790,195	0	0	0	0	109	109	199.4	0	0	0
** OTHER SITE(S) : 42				45	179,206	5	3,754	6	60,363	10,974	29,436	75.8	1,434	142	147
Nevada Total:				4,086	21,232,532	8	24,210	48	403,231	2,625,429	3,474,319	10,130.5	13,197	1,503	633

* Sites having assets that are Federally funded (e.g., owned, lease, licence, permit) and State-owned interest.

** US Locations that do not meet criteria of at least ten (10) Acres AND at least \$10M PRV. US Territories and Non-US Locations that do not meet criteria of at least ten (10) Acres OR at least \$10M PRV.

DEPARTMENT OF DEFENSE
Base Structure Report - As of 30 Sept 2007

SITE	BRAC 2005	COMPONENT	NAME NEAREST CITY	BUILDINGS						ACRES OWNED	TOTAL ACRES	PRV (\$M)	MIL	CIV	OTHER
				OWNED		LEASED		OTHER							
				COUNT	SQFT	COUNT	SQFT	COUNT	SQFT						
New Hampshire															
AFRC Londonderry		Army Reserve	Londonderry	3	135,079	0	0	0	0	49	49	33.8	782	41	3
New Boston AS		AF Active	New Boston	25	127,954	0	0	0	0	2,873	2,873	63.0	10	39	0
Newington Defense Fuel Support Point		AF Active	Portsmouth	4	9,462	0	0	0	0	10	15	36.0	0	0	0
Pease AFB		AF Active	Pease AFB	16	368,344	0	0	0	0	276	276	81.8	927	9	0
Pease ANGB		AF Guard	Pease AFB	56	519,665	0	0	2	834	219	219	176.2	0	1	0
Somersworth USARC		Army Reserve	Somersworth	3	56,045	0	0	0	0	15	15	14.8	196	3	0
** OTHER SITE(S) : 8				10	71,833	2	22,177	1	4,700	12	133	22.9	789	170	45
New Hampshire Total:				117	1,288,382	2	22,177	3	5,534	3,454	3,580	428.5	2,704	263	48
New Jersey															
Air Mobility Warfare Center		AF Active	Fort Dix	8	248,279	0	0	0	0	26	31	55.1	0	0	0
Atlantic City IAP	R	AF Guard	Pleasantville	35	355,849	0	0	0	0	0	296	118.8	1,045	0	0
Caven Point USARC		Army Reserve	Jersey City	9	72,733	0	0	0	0	27	27	25.7	306	2	0
Fort Dix	R	Army Active	Fort Dix	613	5,077,918	0	0	15	52,789	30,638	30,638	2,474.0	3,931	1,054	2,211
Fort Monmouth Evans	C	Army Active	Belmar	85	375,062	0	0	0	0	253	253	90.9	0	0	0
Fort Monmouth Main Post	C	Army Active	Red Bank	430	5,101,037	0	0	1	5,100	1,126	1,126	1,168.3	463	4,469	3,829
McGuire AFB	R	AF Active	McGuire AFB	276	5,138,456	0	0	1	10,900	3,239	3,660	2,098.2	7,611	785	0
NAWCADLKE Non-NIF Lakehurst	R	Navy Active	Lakehurst	188	1,930,909	0	0	33	97,072	7,408	7,408	1,179.6	186	32	72
* NG Warren Grove TS		Army Guard	Barneгат	2	12,174	0	0	0	0	27	27	11.8	0	0	0
NOSC Fort Dix NJ		Navy Reserve	Fort Dix	11	100,837	0	0	0	0	14	14	26.2	0	0	0
NWS Earle	R	Navy Active	Colts Neck	453	1,931,446	50	346,710	0	0	11,146	11,146	999.9	250	1	0
Pedricktown Support Facility		Army Active	Pedricktown	18	101,293	0	0	0	0	39	39	23.1	0	0	0
Picatinny Arsenal	R	Army Active	Dover	624	3,514,479	0	0	1	67	6,493	6,493	1,254.6	365	2,657	1,412
Pinehurst Estates		Navy Active	Lakehurst	0	0	0	0	46	229,671	26	26	29.0	0	0	0
Sgt J.W. Joyce Kilmer USARC	C	Army Reserve	Edison	3	97,395	0	0	0	0	24	24	24.1	171	26	0
Waterfront Earle		Navy Active	Colts Neck	35	187,641	0	0	0	0	705	705	322.8	0	0	0
** OTHER SITE(S) : 32				55	544,868	0	0	0	0	9,506	10,005	619.2	1,787	83	2
New Jersey Total:				2,845	24,790,376	50	346,710	97	395,599	70,695	71,916	10,521.3	16,115	9,109	7,526
New Mexico															
Boles Wells Water System Annex		AF Active	Holloman AFB	2	6,000	0	0	0	0	2,694	7,411	37.0	0	0	0
Cannon AFB	C	AF Active	Cannon AFB	1,108	4,645,602	0	0	1	2,100	3,789	4,542	1,348.7	3,751	776	0
Cannon Meadows Housing Area		AF Active	Portales	0	0	151	249,897	0	0	0	39	26.5	0	0	0
Cannon Place Housing Area		AF Active	Clovis	0	0	202	336,765	0	0	0	40	34.3	0	0	0

* Sites having assets that are Federally funded (e.g., owned, lease, licence, permit) and State-owned interest.

** US Locations that do not meet criteria of at least ten (10) Acres AND at least \$10M PRV. US Territories and Non-US Locations that do not meet criteria of at least ten (10) Acres OR at least \$10M PRV.

DEPARTMENT OF DEFENSE
Base Structure Report - As of 30 Sept 2007

SITE	BRAC 2005	COMPONENT	NAME NEAREST CITY	BUILDINGS						ACRES OWNED	TOTAL ACRES	PRV (\$M)	MIL	CIV	OTHER
				OWNED		LEASED		OTHER							
				COUNT	SQFT	COUNT	SQFT	COUNT	SQFT						
Fort Wingate Depot Activity		Army Active	Fort Wingate	827	1,922,016	0	0	0	0	16,691	16,691	643.7	0	0	16
Green River Test Complex		Army Active	Las Cruces	32	52,862	0	0	0	0	3,628	3,628	46.4	0	0	0
Holloman AFB	R	AF Active	Holloman AFB	736	6,733,504	0	0	0	0	10,601	54,055	2,319.6	2,043	795	0
Jenkins AFRC	C	Army Reserve	Albuquerque	9	108,770	0	0	0	0	0	12	25.2	374	17	0
Kirtland AFB	R	AF Active	Kirtland AFB	717	7,233,918	0	0	0	0	25,539	44,072	2,657.6	4,318	1,912	60
Melrose Air Force Range		AF Active	Floyd	12	17,479	0	0	0	0	59,319	87,929	28.3	0	0	0
White Sands Missile Range	R	Army Active	Las Cruces	1,100	4,493,757	0	0	497	800,052	2,281,659	2,281,659	2,389.0	325	1,927	2,649
White Sands NM		Navy Active	White Sands Msl Rge	41	192,492	0	0	1	4,224	0	85	62.4	0	0	0
** OTHER SITE(S) : 31				55	312,682	8	38,462	0	0	11,924	12,188	113.8	877	6	282
New Mexico Total:				4,639	25,719,082	361	625,124	499	806,376	2,415,843	2,512,351	9,732.4	11,688	5,433	3,007
<u>New York</u>															
4th MARDIV Brooklyn NY		MC Reserve	New York City	3	119,314	0	0	0	0	72	72	49.0	777	0	0
Air Force Plant #59		AF Active	Johnson City	4	637,238	0	0	0	0	29	32	153.3	0	0	0
Amityville AFRC	C	Army Reserve	Amityville	7	63,708	0	0	0	0	15	15	19.8	568	3	1
CW2 Kerry P. Hein USARC		Army Reserve	Shoreham	6	46,261	0	0	0	0	23	23	17.7	384	4	0
Ernie Pyle USARC/AMSA #12	R	Army Reserve	New York City	10	305,695	0	0	0	0	36	36	65.3	1,907	166	24
Floyd Wet Site		Army Reserve	Rome	5	10,666	0	0	0	0	51	51	20.3	0	0	0
Fort Drum	R	Army Active	Fort Drum	1,320	9,349,804	650	3,327,872	899	4,634,387	107,265	107,648	3,811.6	17,256	1,599	2,710
Fort Hamilton	R	Army Active	New York City	44	750,580	0	0	17	426,025	168	168	239.5	742	317	536
Francis S. Gabreski Airport		AF Guard	Westhampton Beach	33	372,160	0	0	1	263	89	89	112.7	1,045	0	0
Hancock Field		AF Guard	North Syracuse	54	537,542	0	0	0	0	342	342	192.0	1,214	0	0
MAJ D W Holleder USARC		Army Reserve	Webster	3	65,495	0	0	0	0	12	12	15.4	372	6	0
MCRC Syracuse		MC Reserve	Syracuse	6	28,244	0	0	0	0	263	264	14.9	154	0	0
Mitchel Field		Navy Active	Hempstead	6	80,879	0	0	94	369,589	45	45	83.4	0	0	0
Mitchel Manor 1		Navy Active	Hempstead	0	0	0	0	15	221,845	12	12	30.9	0	0	0
Mitchel Manor 2		Navy Active	Hempstead	0	0	0	0	14	219,136	37	37	50.6	0	0	0
Naval Support Unit Saratoga Springs		Navy Active	Saratoga Springs	95	424,258	0	0	0	0	93	93	55.2	1	0	0
Neads Unit, Rome		AF Guard	Rome	4	57,228	0	0	0	0	39	39	16.3	0	0	0
Newport Test Annex #2 Transmitter		AF Active	Newport	4	14,247	0	0	0	0	35	41	11.7	0	0	0
* NG Hancock Field RC OMS 5		Army Guard	Syracuse	4	82,571	0	0	0	0	30	30	17.8	412	1	4
NG Rochester CSMS C		Army Guard	Rochester	7	75,405	0	0	0	0	10	10	15.6	0	0	0
NG Youngstown TS		Army Guard	Ransomville	44	66,288	0	0	0	0	860	860	26.8	0	0	0
Niagara Falls	R	AF Reserve	Niagara Falls	84	895,856	1	384	0	0	548	985	306.6	1,672	177	0
Niagara Falls AFRC	C	Army Reserve	Niagara Falls	13	179,623	0	0	0	0	22	22	32.0	397	22	0

* Sites having assets that are Federally funded (e.g., owned, lease, licence, permit) and State-owned interest.

** US Locations that do not meet criteria of at least ten (10) Acres AND at least \$10M PRV. US Territories and Non-US Locations that do not meet criteria of at least ten (10) Acres OR at least \$10M PRV.

DEPARTMENT OF DEFENSE
Base Structure Report - As of 30 Sept 2007

SITE	BRAC 2005	COMPONENT	NAME NEAREST CITY	BUILDINGS						ACRES OWNED	TOTAL ACRES	PRV (\$M)	MIL	CIV	OTHER
				OWNED		LEASED		OTHER							
				COUNT	SQFT	COUNT	SQFT	COUNT	SQFT						
NUWC Fishers Island		Navy Active	Fishers Island	9	34,821	1	168	0	0	72	78	21.2	0	0	0
NWIRP Bethpage		Navy Active	Bethpage	46	1,275,274	0	0	0	0	105	105	314.3	0	0	0
Orangeburg USARC		Army Reserve	Orangeburg	7	46,334	0	0	0	0	306	306	18.5	313	4	1
Plattsburg AFB		AF Active	Plattsburgh	1,391	5,085,567	0	0	0	0	3,394	4,686	1,334.6	0	4	0
Rome Laboratory	R	AF Active	Rome	14	1,409,280	1	25,270	0	0	108	112	313.9	0	0	0
Schenectady MAP (ANG)	R	AF Guard	Schenectady	37	389,300	0	0	0	0	0	122	115.8	1,171	0	0
Seneca Army Depot Activity		Army Active	Romulus	15	49,635	0	0	0	0	1,381	1,381	49.4	0	0	0
Sgt Horace D Bradt USARC		Army Reserve	Schenectady	5	54,334	0	0	0	0	12	12	13.4	434	14	0
SSG Frederick J. III Jr. USARC		Army Reserve	Bullville	6	41,749	0	0	0	0	153	153	10.1	144	2	0
Staten Island USARC		Army Reserve	New York City	5	122,732	0	0	0	0	14	14	26.1	483	18	1
Stewart Annex	R	Army Active	Holtsville	4	68,493	0	0	0	0	10	10	28.8	11	1	2
Stewart IAP		AF Guard	New Windsor	39	848,117	0	0	0	0	0	309	403.9	2,113	0	0
Stewart Newburgh USARC	C	Army Reserve	New Windsor	9	96,705	0	0	0	0	40	40	33.3	208	12	0
Verona Defense Fuel Support Point		AF Active	Verona	4	3,586	0	0	0	0	35	35	22.1	0	0	0
Verona Test Annex		AF Active	Verona	19	62,139	0	0	0	0	494	495	22.1	0	0	0
Watervliet Arsenal	R	Army Active	Troy	65	2,114,841	0	0	0	0	143	143	479.6	207	766	343
West Point Mil Reservation	R	Army Active	West Point	962	9,906,822	0	0	3	56,654	16,068	16,068	2,384.8	6,011	2,221	2,267
** OTHER SITE(S) : 175				140	1,510,588	190	308,440	219	349,647	990	9,375	432.3	7,714	303	0
New York Total:				4,533	37,283,379	843	3,662,134	1,262	6,277,546	133,421	144,370	11,382.6	45,710	5,640	5,889

North Carolina

ALF Bogue		MC Active	Bogue	19	38,534	0	0	0	0	837	837	29.7	0	0	0
Camp Mackall		Army Active	Pinebluff	68	187,084	0	0	0	0	7,917	63,197	86.9	0	0	0
Charlotte/Douglas IAP	R	AF Guard	Charlotte	25	351,047	0	0	0	0	99	99	99.6	1,093	0	0
Dare County Range		AF Active	Stumpy Point	13	35,510	0	0	0	0	46,595	46,604	25.6	0	0	0
Fort Bragg	R	Army Active	Fort Bragg	1,993	24,311,994	251	406,104	3,000	7,538,901	152,852	152,922	7,198.9	47,831	4,497	10,058
Fort Fisher Recreation Site		AF Active	Kure Beach	55	128,188	0	0	0	0	39	101	31.2	0	0	0
Greenville USARC		Army Reserve	Greenville	3	94,044	0	0	0	0	15	15	17.4	0	0	0
Harvey Point NC		Navy Active	Hertford	21	39,729	0	0	0	0	1,675	1,791	42.0	0	0	0
MCAS Cherry Point	R	MC Active	Cherry Point	949	7,515,642	0	0	808	1,859,425	13,133	13,190	2,684.2	9,142	4,585	0
MCB Camp Lejeune	R	MC Active	Camp Lejeune	1,985	15,138,746	1	8,000	2,319	4,444,277	82,674	114,801	4,688.0	39,644	5,244	0
MCB Camp Lejeune Oak Grove		MC Active	Pollocksville	5	5,560	0	0	0	0	976	976	47.1	0	0	0
MCB Camp Lejeune West Site	R	MC Active	Camp Lejeune	464	3,528,796	0	0	0	0	42,899	44,292	1,197.0	0	1	0
Military Ocean Tml Sunny Point		Army Active	Southport	79	228,468	0	0	0	0	16,324	16,324	477.6	10	238	229
NOSC Greensboro NC		Navy Reserve	Greensboro	2	59,883	0	0	0	0	10	10	11.5	463	0	0
OLF Atlantic		MC Active	Bogue	8	9,479	0	0	0	0	2,743	2,748	48.6	0	0	0

* Sites having assets that are Federally funded (e.g., owned, lease, licence, permit) and State-owned interest.

** US Locations that do not meet criteria of at least ten (10) Acres AND at least \$10M PRV. US Territories and Non-US Locations that do not meet criteria of at least ten (10) Acres OR at least \$10M PRV.

DEPARTMENT OF DEFENSE
Base Structure Report - As of 30 Sept 2007

SITE	BRAC 2005	COMPONENT	NAME NEAREST CITY	BUILDINGS						ACRES OWNED	TOTAL ACRES	PRV (\$M)	MIL	CIV	OTHER
				OWNED		LEASED		OTHER							
				COUNT	SQFT	COUNT	SQFT	COUNT	SQFT						
Point Of Marsh Target		MC Active	Atlantic	7	17,578	0	0	0	0	12,460	12,460	13.3	0	0	0
Pope AFB	R	AF Active	Spring Lake	218	2,456,398	0	0	0	0	213	1,947	918.2	4,238	407	0
Pope AFB Munitions Storage Area		AF Active	Spring Lake	14	48,898	0	0	0	0	173	173	10.8	0	0	0
Seymour Johnson AFB	R	AF Active	Seymour Johnson AFB	1,177	5,141,326	0	0	0	0	3,233	4,107	1,211.3	5,122	411	0
Stanly County Airport		AF Guard	Albemarle	31	93,527	0	0	0	0	0	111	21.9	164	4	0
** OTHER SITE(S) : 94				261	1,949,075	9	143,171	1	7,807	3,213	1,250,966	427.7	10,524	374	21
North Carolina Total:				7,397	61,379,506	261	557,275	6,128	13,850,410	388,081	1,727,673	19,288.5	118,231	15,761	10,308
North Dakota															
Cavalier AS		AF Active	Mountain	31	410,639	0	0	0	0	278	295	309.3	22	6	0
Defense Fuel Support Point		AF Active	Grand Forks	4	2,853	0	0	0	0	11	28	29.1	0	0	0
Grand Forks AFB	R	AF Active	Grand Forks AFB	832	5,854,331	0	0	0	0	4,830	5,420	1,457.5	2,221	379	0
Hector IAP	R	AF Guard	Fargo	32	391,858	0	0	0	0	0	249	117.7	886	0	0
Mickelsen Stanley R SFG MSR		Army Active	Nekoma	12	276,862	0	0	0	0	631	631	296.3	0	0	0
Mickelsen Stanley R SFG RSL 1		Army Active	Hampden	1	13,008	0	0	0	0	315	315	41.3	0	0	0
Mickelsen Stanley R SFG RSL 2		Army Active	Langdon	1	12,865	0	0	0	0	312	312	41.2	0	0	0
Mickelsen Stanley R SFG RSL 3		Army Active	Mountain	1	12,832	0	0	0	0	333	333	46.6	0	0	0
Mickelsen Stanley R SFG RSL 4		Army Active	Fairdale	1	13,150	0	0	0	0	318	318	42.5	0	0	0
Minot AFB		AF Active	Minot AFB	1,114	7,484,535	0	0	0	0	4,965	5,634	1,995.8	4,585	608	0
NG Grand Forks Armory		Army Guard	Grand Forks	1	82,365	0	0	0	0	11	11	20.9	341	1	4
NG Minot AFRC		Army Guard	Minot	1	121,697	0	0	0	0	20	20	28.7	268	1	3
** OTHER SITE(S) : 320				400	390,174	20	310,234	1	22,816	1,917	34,969	1,222.0	2,169	140	67
North Dakota Total:				2,431	15,067,169	20	310,234	1	22,816	13,941	48,535	5,648.8	10,492	1,135	74
Northern Mariana Islands															
Farrallon De Medinilla		Navy Active	Saipan, Mariana Isl	0	0	0	0	0	0	0	206	0.0	0	0	0
NAVBASE Guam Saipan		Navy Active	Saipan, Mariana Isl	0	0	0	0	0	0	0	177	0.0	0	0	0
NAVBASE Guam Tinian		Navy Active	Tinian, Mariana Isl	0	0	0	0	0	0	0	15,347	0.0	0	0	0
** OTHER SITE(S) : 1				7	7,931	0	0	0	0	5	5	3.5	31	0	6
Northern Mariana Islands Total:				7	7,931	0	0	0	0	5	15,735	3.5	31	0	6
Ohio															
(Cooney USARC/AMSA #165 S-S)		Army Reserve	Milan	3	19,700	0	0	0	0	10	10	12.8	119	1	0
83rd Div Memorial USARC/AMSA		Army Reserve	Columbus	3	156,017	0	0	0	0	19	19	29.9	835	47	12
Blue Ash ANG S		AF Guard	Blue Ash	15	51,571	0	0	0	0	12	12	13.6	169	0	0
Bratenahl		Navy Active	Cleveland	8	76,675	0	0	0	0	27	31	21.5	0	0	0

* Sites having assets that are Federally funded (e.g., owned, lease, licence, permit) and State-owned interest.

** US Locations that do not meet criteria of at least ten (10) Acres AND at least \$10M PRV. US Territories and Non-US Locations that do not meet criteria of at least ten (10) Acres OR at least \$10M PRV.

DEPARTMENT OF DEFENSE
Base Structure Report - As of 30 Sept 2007

SITE	BRAC 2005	COMPONENT	NAME NEAREST CITY	BUILDINGS						ACRES OWNED	TOTAL ACRES	PRV (\$M)	MIL	CIV	OTHER
				OWNED		LEASED		OTHER							
				COUNT	SQFT	COUNT	SQFT	COUNT	SQFT						
Camp Perry (ANG)		AF Guard	Camp Perry Natl Guard	19	115,295	0	0	0	0	0	43	20.2	209	0	0
Cincinnati Defense Fuel Support Point		AF Active	Cincinnati	6	3,963	0	0	0	0	64	67	45.1	0	0	0
Defense Supply Center Columbus	R	Army Active	Columbus	43	4,538,916	0	0	0	0	489	489	777.2	17	0	36
Fort Hayes Memorial USARC	C	Army Reserve	Columbus	3	49,281	0	0	0	0	11	11	14.1	337	6	0
Kings Mills Memorial USARC		Army Reserve	Maineville	7	97,696	0	0	0	0	19	19	16.5	270	17	1
Land For Future USARC/AMSA		Army Reserve	North Canton	3	66,263	0	0	0	0	10	10	15.7	0	0	0
Mansfield Lahm MAP	R	AF Guard	Mansfield	17	178,798	11	104,181	0	0	0	227	77.5	996	0	0
MCRC Brook Park		MC Reserve	Brook Park	4	55,186	0	0	0	0	11	11	11.9	207	0	0
NG Camp Sherman TS		Army Guard	Chillicothe	6	55,105	0	0	0	0	463	463	12.8	0	0	0
NG McConnelville TS		Army Guard	McConnelville	10	186,176	0	0	0	0	444	444	40.2	386	10	3
NG Rickenbacker (MTA)	R	Army Guard	Columbus	18	286,693	0	0	0	0	126	126	80.7	850	65	66
NOSC-MCRC Columbus		Navy Reserve	Columbus	12	127,646	0	0	0	0	24	24	32.8	830	0	0
NOSC-MCRC Toledo Oh		Navy Reserve	Toledo	3	52,591	0	0	0	0	14	14	13.3	293	0	0
Ravenna AAP		Army Active	Ravenna	172	670,004	0	0	0	0	1,280	1,280	136.1	0	0	31
Ravenna Training and Log Site		Army Guard	Newton Falls	952	3,505,492	0	0	0	0	20,140	20,140	835.3	289	15	7
Rickenbacker IAP (ANG)	R	AF Guard	Lockbourne	29	510,564	0	0	0	0	1,089	1,089	257.0	1,181	1	0
Rickenbacker USARC		Army Reserve	Columbus	1	114,072	0	0	0	0	24	28	14.3	128	5	0
Springfield Beckley MAP	R	AF Guard	Springfield	33	376,884	0	0	0	0	131	131	106.9	864	12	0
Taylor Station Road USARC		Army Reserve	Blacklick	3	79,980	0	0	0	0	10	10	14.5	589	9	2
Toledo Area USAR		Army Reserve	Monclova	2	71,671	0	0	0	0	0	52	15.5	373	26	0
Toledo/Exp Airport	R	AF Guard	Swanton	38	368,339	0	0	0	0	135	135	94.6	1,015	0	0
US Army Joint Sys Mfg Ctr Lima	R	Army Active	Lima	37	1,619,862	0	0	0	0	370	370	297.8	4	3	769
Wright-Patterson AFB	R	AF Active	Wright-Patterson AFB	772	16,340,036	0	0	0	0	7,629	8,145	4,015.2	6,169	9,935	0
Youngstown Joint ARS		AF Reserve	Vienna	62	617,075	0	0	0	0	230	659	179.9	1,406	175	0
** OTHER SITE(S) : 45				96	836,861	9	386,712	3	6,000	390	887	213.8	3,831	81	9
Ohio Total:				2,377	31,228,412	20	490,893	3	6,000	33,171	34,945	7,416.6	21,367	10,408	936
Oklahoma															
Altus AFB	R	AF Active	Altus AFB	1,009	4,102,999	0	0	0	0	4,087	7,054	1,336.3	1,404	1,196	0
Camp Gruber		Army Guard	Braggs	156	433,162	0	0	0	0	33,027	33,027	158.6	80	20	83
Fort Sill	R	Army Active	Fort Sill	1,978	14,296,328	0	0	42	179,124	93,829	93,831	3,281.6	18,320	1,906	5,070
Kegelman Air Force Auxiliary Field		AF Active	Jet	7	9,457	0	0	0	0	1,066	1,285	56.4	0	0	0
McAlester AAP	R	Army Active	McAlester	2,205	9,680,410	0	0	0	0	44,962	44,964	2,654.8	18	1,602	718
NG Regional Trng Inst		Army Guard	Oklahoma City	7	222,598	0	0	1	6,000	33	33	42.5	352	3	7
NOSC-MCRC Tulsa Ok	C	Navy Reserve	Broken Arrow	2	63,644	0	0	0	0	11	11	12.9	546	0	0

* Sites having assets that are Federally funded (e.g., owned, lease, licence, permit) and State-owned interest.

** US Locations that do not meet criteria of at least ten (10) Acres AND at least \$10M PRV. US Territories and Non-US Locations that do not meet criteria of at least ten (10) Acres OR at least \$10M PRV.

DEPARTMENT OF DEFENSE
Base Structure Report - As of 30 Sept 2007

SITE	BRAC 2005	COMPONENT	NAME NEAREST CITY	BUILDINGS						ACRES OWNED	TOTAL ACRES	PRV (\$M)	MIL	CIV	OTHER
				OWNED		LEASED		OTHER							
				COUNT	SQFT	COUNT	SQFT	COUNT	SQFT						
Tinker AFB	R	AF Active	Tinker AFB	694	15,740,755	0	0	0	0	3,947	4,881	3,689.1	6,706	13,136	0
Tinker Support Annex		AF Active	Tinker AFB	26	169,366	0	0	0	0	88	129	42.9	0	0	0
Tulsa IAP	R	AF Guard	Tulsa	41	369,463	0	0	0	0	80	80	104.4	1,181	0	0
Twaddle AFRC	C	Army Reserve	Oklahoma City	9	151,030	0	0	0	0	26	26	30.3	691	30	3
Vance AFB	R	AF Active	Vance AFB	463	1,727,395	0	0	0	0	2,122	3,402	563.8	768	162	0
Will Rogers World Airport	R	AF Guard	Oklahoma City	27	362,919	0	0	0	0	133	133	99.4	1,126	47	0
** OTHER SITE(S) : 37				58	413,087	13	14,257	1	43,032	681	748	90.8	3,443	86	1
Oklahoma Total:				6,682	47,742,612	13	14,257	44	228,156	184,092	189,603	12,163.7	34,635	18,188	5,882
Oregon															
Christmas Valley Radar Site		AF Active	Christmas Valley	4	45,846	0	0	0	0	0	2,656	26.0	0	0	0
Klamath Falls Airport-Kingsley Field (ANG)		AF Guard	Klamath Falls	67	453,353	1	500	0	0	21	1,181	139.9	849	8	0
Naval Weapons Systems Training Facility Boardman		Navy Active	Boardman	9	16,040	0	0	0	0	56,543	62,871	23.1	0	0	0
NG Bend Cotef		Army Guard	Bend	5	83,492	0	0	0	0	160	160	18.1	0	0	200
NOSC Portland		Navy Reserve	Portland	5	60,511	1	747	0	0	14	14	18.1	707	1	0
Portland IAP	R	AF Guard	Portland	66	723,510	0	0	0	0	0	246	255.7	1,181	17	0
Umatilla Chem Depot	C	Army Active	Hermiston	1,213	3,606,378	0	0	0	0	19,729	19,729	1,192.8	8	394	833
** OTHER SITE(S) : 23				48	225,592	7	20,263	0	0	7,400	287,592	62.5	2,343	126	167
Oregon Total:				1,417	5,214,722	9	21,510	0	0	83,868	374,450	1,736.3	5,088	546	1,200
Pennsylvania															
Bristol Veterans Mem USARC	R	Army Reserve	Bristol	3	41,749	0	0	0	0	16	16	10.9	210	2	0
Carlisle Barracks		Army Active	Carlisle	73	1,012,060	0	0	49	5,883	458	458	446.0	679	637	622
Chap L J Sabalis Mem USARC		Army Reserve	Wilkes Barre	3	50,993	0	0	0	0	20	20	11.5	340	14	0
Charles E Kelly Spt Facility	C	Army Active	Oakdale	46	244,827	0	0	0	0	125	125	56.1	333	64	87
Defense Distribution Depot Susq	R	Army Active	New Cumberland	119	5,790,766	0	0	0	0	848	848	932.7	820	335	139
ECS / AMSA #103 (G)		Army Reserve	Conneaut Lake	2	56,181	0	0	0	0	11	11	15.2	0	45	0
Edgemont USARC / AMSA #31 (G)		Army Reserve	Edgemont	5	62,376	0	0	0	0	49	49	22.9	614	17	0
Finleyville NIKE-PI-43		Army Active	Finleyville	13	44,752	0	0	0	0	128	128	11.6	0	0	0
Fort Indiantown Gap		Army Guard	Annville	367	2,330,688	0	0	0	0	17,222	17,222	682.7	3,410	885	847
Fort Indiantown Gap AGS		AF Guard	Annville	59	188,381	1	452	0	0	0	190	42.1	602	0	0
Greencastle USARC / AMSA #113		Army Reserve	Greencastle	5	39,360	0	0	0	0	31	31	11.0	0	12	0
Harrisburg IAP (ANG)		AF Guard	Harrisburg	33	293,409	1	15,077	0	0	0	42	80.8	1,007	7	0
Johnstown Aviation Support Fac		Army Reserve	Johnstown	9	223,997	0	0	0	0	0	126	84.9	290	2	0

* Sites having assets that are Federally funded (e.g., owned, lease, licence, permit) and State-owned interest.

** US Locations that do not meet criteria of at least ten (10) Acres AND at least \$10M PRV. US Territories and Non-US Locations that do not meet criteria of at least ten (10) Acres OR at least \$10M PRV.

DEPARTMENT OF DEFENSE
Base Structure Report - As of 30 Sept 2007

SITE	BRAC 2005	COMPONENT	NAME NEAREST CITY	BUILDINGS						ACRES OWNED	TOTAL ACRES	PRV (\$M)	MIL	CIV	OTHER
				OWNED		LEASED		OTHER							
				COUNT	SQFT	COUNT	SQFT	COUNT	SQFT						
Letterkenny Army Depot	R	Army Active	Chambersburg	1,321	4,909,567	11	451,978	1	3,740	18,660	18,668	1,606.1	3	1,510	1,277
NAS JRB Willow Grove	C	Navy Reserve	Willow Grove	120	830,091	0	0	0	0	884	967	477.8	3,555	4,463	1
Neville Island Mnt Sup Fac		Army Active	Pittsburgh	17	54,014	0	0	0	0	15	15	11.3	0	0	0
North Penn USARC	C	Army Reserve	Norristown	7	54,817	0	0	0	0	19	19	14.4	167	6	0
NOSC NMCRC Pittsburgh	R	Navy Reserve	Pittsburgh	3	74,116	0	0	0	0	13	13	15.7	502	0	0
NSA Mechanicsburg	R	Navy Active	Mechanicsburg	143	8,037,446	0	0	0	0	818	818	1,119.6	9	42	0
NSA Mechanicsburg Det Philadelphia Annex PNBC	R	Navy Active	Philadelphia	56	1,769,224	0	0	0	0	262	262	683.4	0	186	0
NSA Mechanicsburg Det Philadelphia PA	R	Navy Active	Philadelphia	47	1,877,686	0	0	0	0	134	134	508.3	0	15	0
Pittsburgh IAP (ANG)		AF Guard	Coraopolis	31	403,910	0	0	0	0	179	179	153.4	1,178	0	0
Pittsburgh IAP (ARS)	R	AF Reserve	Moon Township	2	10,520	53	514,615	0	0	12	181	164.7	1,195	120	0
RRMC Raven Rock Site		WHS	Fairfield	57	497,440	0	0	0	0	716	716	150.9	13	112	1
Scranton AAP		Army Active	Scranton	7	386,157	0	0	0	0	15	15	102.2	0	8	402
State College AGS		AF Guard	State College	5	44,221	0	0	0	0	0	29	11.4	128	0	0
T/Sgt Vernon McGarity USARC	R	Army Reserve	Coraopolis	3	151,981	0	0	0	0	1	36	39.8	1,101	154	0
Tobyhanna Army Depot	R	Army Active	Tobyhanna	135	4,584,271	0	0	2	4,428	1,296	1,296	882.3	207	3,783	1,036
Willow Grove JRB		AF Guard	Hatboro	53	636,490	0	0	0	0	162	170	225.1	1,093	0	0
** OTHER SITE(S) : 101				246	2,354,126	21	893,883	1	12,000	1,112	1,482	872.3	9,380	259	8
Pennsylvania Total:				2,990	37,055,616	87	1,876,005	53	26,051	43,207	44,266	9,447.2	26,836	12,678	4,420
Puerto Rico															
1Lt P.Lavergne/Bayamon	C	Army Reserve	Bayamon	4	35,470	0	0	0	0	7	7	12.1	0	0	0
AMSA #161 (G)		Army Reserve	Guaynabo	2	45,614	0	0	0	0	7	7	13.9	0	40	15
Cabeza De Perro		Navy Active	Naguabo	0	0	0	0	0	0	29	29	0.0	0	0	0
Cpt E.Rubio Jr./Puerto Nuevo	R	Army Reserve	Puerto Nuevo	6	83,633	0	0	0	0	63	63	30.7	604	2	0
Fort Allen Puerto Rico		Navy Active	Juana Diaz	2	3,999	0	0	0	0	0	117	3.7	0	0	0
Fort Buchanan	R	Army Reserve	Guaynabo	327	1,892,199	0	0	5	23,026	746	746	725.7	2,174	629	1,349
Lajas Radar Site (TARS #16)		AF Active	Lajas	7	10,064	0	0	0	0	0	23	11.8	0	0	0
LF Tran Site Aguada		Navy Active	Aguada	2	14,529	0	0	0	0	388	388	8.8	0	0	0
LTC H.G. Pesquera/Fort Allen		Army Reserve	Juana Diaz	5	109,871	0	0	0	0	40	40	33.6	474	60	4
Luis Munoz Marin IAP		AF Guard	San Juan	40	351,513	0	0	0	0	95	95	149.0	863	0	0
MCRC San Juan Puerto Rico		MC Reserve	San Juan	4	101,346	0	0	0	0	23	23	48.8	0	0	0
MTA Camp Santiago Rq 577		Army Guard	Salinas, Salinas	357	840,050	0	0	0	0	11,930	11,930	285.4	506	3	96
NAVACT Puerto Rico		Navy Active	Roosevelt, San Juan	1,238	4,294,929	0	0	1	52,255	8,193	8,239	1,912.1	3	2	0
* NG Army Aviation Support Facility		Army Guard	San German	0	0	0	0	0	0	14	14	0.0	0	0	0

* Sites having assets that are Federally funded (e.g., owned, lease, licence, permit) and State-owned interest.

** US Locations that do not meet criteria of at least ten (10) Acres AND at least \$10M PRV. US Territories and Non-US Locations that do not meet criteria of at least ten (10) Acres OR at least \$10M PRV.

DEPARTMENT OF DEFENSE
Base Structure Report - As of 30 Sept 2007

SITE	BRAC 2005	COMPONENT	NAME NEAREST CITY	BUILDINGS						ACRES OWNED	TOTAL ACRES	PRV (\$M)	MIL	CIV	OTHER
				OWNED		LEASED		OTHER							
				COUNT	SQFT	COUNT	SQFT	COUNT	SQFT						
NG Fort Allen	R	Army Guard	Juana Diaz	101	366,477	0	0	0	0	0	776	223.6	1,027	7	0
NSGA Sabana Seca PR		Navy Active	Sabana Seca, Manati	164	426,442	0	0	0	0	2,778	2,927	167.1	0	0	0
Pico Del Este-AFWTF		Navy Active	Roosevelt Roads NS	9	18,714	0	0	0	0	0	0	18.0	0	0	0
Pineros Island		Navy Active	Roosevelt Roads NS	0	0	0	0	0	0	325	325	0.0	0	0	0
Punta Borinquen Radar Site		AF Guard	Aguadilla	10	53,235	0	0	0	0	6	6	13.9	0	0	0
Punta Salinas Radar Site		AF Guard	Catano	17	52,202	0	0	0	0	30	30	20.6	80	0	0
Ramey AF Solar Observatory Research Site		AF Active	Isabela	6	6,196	0	0	0	0	74	81	2.3	0	0	0
Ramey USARC/Aguadilla	R	Army Reserve	Aguadilla	5	67,490	0	0	0	0	59	59	19.6	740	12	0
Roosevelt Rds Nav Sta USARC	R	Army Reserve	Roosevelt Roads NS	4	47,718	0	0	0	0	3	3	14.9	451	8	0
Vieques West		Navy Active	Vieques	0	0	0	0	0	0	122	122	0.0	0	0	0
Vieques West P Rico		Navy Active	Vieques	1	7,395	0	0	0	0	386	386	5.4	0	0	0
** OTHER SITE(S) : 14				25	126,881	0	0	1	5,179	24	24	43.3	1,083	8	0
Puerto Rico Total:				2,336	8,955,967	0	0	7	80,460	25,344	26,463	3,764.5	8,005	771	1,464
<u>Rhode Island</u>															
Coventry ANGS		AF Guard	Coventry	12	54,439	0	0	0	0	18	18	13.9	0	0	0
Davisville Family Housing		Army Active	North Kingstown	21	106,278	0	0	0	0	14	14	12.6	0	0	0
Fort Adams RI		Navy Active	Newport	24	98,179	0	0	0	0	25	25	19.4	0	0	0
Gould Island RI		Navy Active	Jamestown	1	27,945	0	0	0	0	13	13	14.5	0	0	0
NG Camp Fogarty TS		Army Guard	East Greenwich	29	118,867	0	0	0	0	0	374	54.2	883	4	3
North Smithfield ANGS		AF Guard	Slatersville	8	63,810	0	0	0	0	24	34	15.6	185	0	0
NS Newport	R	Navy Active	Newport	271	4,604,082	0	0	0	0	1,388	1,450	1,717.6	3,524	3,388	0
NS Newport Melville		Navy Active	Newport	37	74,033	0	0	0	0	0	24	169.6	0	0	0
Quonset State Airport	R	AF Guard	North Kingstown	31	446,324	0	0	1	1,762	0	103	146.7	826	0	0
** OTHER SITE(S) : 20				582	2,301,757	2	10,476	0	0	120	147	395.0	1,183	30	4
Rhode Island Total:				1,016	7,895,714	2	10,476	1	1,762	1,602	2,202	2,559.0	6,601	3,422	7
<u>South Carolina</u>															
1Lt Thomas Kukowski USARC		Army Reserve	Greenville	3	31,402	2	20,158	0	0	3	18	10.2	0	0	0
Charleston AFB	R	AF Active	Charleston AFB	625	4,004,664	0	0	0	0	3,106	3,864	1,129.6	5,658	728	0
Charleston Defense Fuel Support Point		AF Active	Hanahan	0	0	0	0	6	3,623	44	56	57.3	0	0	0
Fort Jackson	R	Army Active	Columbia	1,238	11,078,340	0	0	45	294,220	52,301	52,301	2,477.9	27,439	1,843	3,983
Hunley Park Military FH		AF Active	North Charleston	131	381,080	0	0	0	0	271	271	50.9	0	0	0
MCAS Beaufort	R	MC Active	Beaufort	290	2,218,123	1	100	1,201	1,649,633	5,907	6,483	1,357.8	3,571	449	0

* Sites having assets that are Federally funded (e.g., owned, lease, licence, permit) and State-owned interest.

** US Locations that do not meet criteria of at least ten (10) Acres AND at least \$10M PRV. US Territories and Non-US Locations that do not meet criteria of at least ten (10) Acres OR at least \$10M PRV.

DEPARTMENT OF DEFENSE
Base Structure Report - As of 30 Sept 2007

SITE	BRAC 2005	COMPONENT	NAME NEAREST CITY	BUILDINGS						ACRES OWNED	TOTAL ACRES	PRV (\$M)	MIL	CIV	OTHER
				OWNED		LEASED		OTHER							
				COUNT	SQFT	COUNT	SQFT	COUNT	SQFT						
MCAS Beaufort LB Housing		MC Active	Laurel Bay	16	103,780	0	0	1	38,923	1,077	1,077	77.6	0	0	0
McEntire Joint NGB	R	AF Guard	Eastover	86	722,537	0	0	0	0	2,344	2,473	246.6	1,394	4	0
MCRD Beaufort Parris Island		MC Active	Parris Island	314	3,271,444	0	0	418	521,597	8,047	8,080	1,040.6	2,525	448	0
Myrtle Beach AFB		AF Active	Myrtle Beach AFB	91	478,069	0	0	0	0	2,112	2,112	187.7	0	0	0
N Charleston USARC/AMSA #121		Army Reserve	Charleston	3	79,878	0	0	0	0	16	16	14.5	0	0	0
Naval Health Clinic Charleston		Navy Active	Charleston	3	395,886	0	0	0	0	23	24	115.3	429	0	0
NAVHOSP Beaufort		Navy Active	Beaufort	20	449,797	1	64	0	0	126	127	157.5	742	933	0
* NG Anderson Lease Facility		Army Guard	Anderson	0	0	2	75,000	0	0	0	12	12.2	182	8	0
* NG McEntire ANG S		Army Guard	Eastover	27	329,273	0	0	0	0	208	208	104.8	764	134	82
NG MTA Clarks Hill Reservation		Army Guard	Plum Branch	32	37,687	0	0	0	0	848	848	11.6	0	0	4
North Air Force Auxiliary Field		AF Active	North	5	29,195	0	0	0	0	2,277	2,393	55.2	0	15	0
NWS Charleston	R	Navy Active	Goose Creek	1,323	7,235,734	0	0	3	20,450	15,702	17,011	1,732.9	6,222	2,910	0
NWS Charleston North Yard		Navy Active	North Charleston	11	273,965	0	0	0	0	21	21	48.1	0	0	0
NWS Charleston Short Stay		Navy Active	Moncks Corner	46	62,534	0	0	0	0	0	57	14.5	0	0	0
Shaw AFB	R	AF Active	Shaw AFB	1,070	5,248,373	0	0	0	0	3,264	3,360	1,088.9	4,606	576	1
** OTHER SITE(S) : 60				116	506,994	6	178,585	52	133,664	12,647	12,792	180.2	3,061	71	9
South Carolina Total:				5,450	36,938,755	12	273,907	1,726	2,662,110	110,345	113,605	10,172.0	56,593	8,119	4,079
South Dakota															
Dakota Ridge FH Annex		AF Active	Rapid City	0	0	200	420,679	1	2,135	0	50	43.2	0	0	0
Ellsworth AFB		AF Active	Ellsworth AFB	860	6,878,879	0	0	0	0	5,409	6,233	2,066.3	3,207	533	0
Joe Foss Field	R	AF Guard	Sioux Falls	36	415,080	0	0	0	0	0	217	122.7	1,044	0	0
* NG Sioux Falls - Armory Foss Fld		Army Guard	Sioux Falls	3	127,694	0	0	0	0	10	10	29.1	350	2	20
** OTHER SITE(S) : 69				12	33,510	3	107,268	10	130,113	2,645	9,922	81.8	2,006	91	21
South Dakota Total:				911	7,455,163	203	527,947	11	132,248	8,064	16,432	2,343.1	6,607	626	41
Tennessee															
Arnold AS		AF Active	Arnold AFS	314	2,777,360	0	0	1	176	39,080	39,081	6,978.0	58	194	0
Hewgley USARC		Army Reserve	Knoxville	2	52,502	0	0	0	0	10	10	10.0	459	22	0
Holston AAP	R	Army Active	Kingsport	433	2,436,980	0	0	2	18,300	6,117	6,117	681.5	1	19	805
Lyell AFRC/AMSA #153(G)		Army Reserve	Nashville	8	106,436	0	0	0	0	14	14	19.3	1,037	27	2
McGhee Tyson Airport	R	AF Guard	Knoxville	75	759,693	0	0	0	0	346	346	218.4	1,114	15	0
Memphis IAP		AF Guard	Memphis	32	384,675	0	0	0	0	0	221	108.6	1,005	0	0
Milan AAP	R	Army Active	Milan	1,323	3,639,418	0	0	0	0	22,357	22,357	1,152.9	0	20	552
Nashville IAP	R	AF Guard	Nashville	36	433,560	0	0	0	0	88	90	147.5	1,093	0	0
NG VTS Smyrna		Army Guard	Smyrna	53	535,680	0	0	0	0	830	830	136.1	1,255	301	143

* Sites having assets that are Federally funded (e.g., owned, lease, licence, permit) and State-owned interest.

** US Locations that do not meet criteria of at least ten (10) Acres AND at least \$10M PRV. US Territories and Non-US Locations that do not meet criteria of at least ten (10) Acres OR at least \$10M PRV.

DEPARTMENT OF DEFENSE
Base Structure Report - As of 30 Sept 2007

SITE	BRAC 2005	COMPONENT	NAME NEAREST CITY	BUILDINGS						ACRES OWNED	TOTAL ACRES	PRV (\$M)	MIL	CIV	OTHER
				OWNED		LEASED		OTHER							
				COUNT	SQFT	COUNT	SQFT	COUNT	SQFT						
NSA Midsouth Memphis	R	Navy Active	Millington	530	3,100,112	1	2,372	22	37,365	1,475	1,871	744.6	4,915	1,466	184
Nsa Millington USARC		Army Reserve	Millington	8	131,563	0	0	0	0	20	20	22.9	976	14	3
NSWC Carderock Div		Navy Active	Memphis	3	340,445	0	0	0	0	61	147	81.3	0	9	0
VTS Milan		Army Guard	Milan	71	227,121	0	0	0	0	2,568	2,568	50.4	162	15	39
* VTS Tullahoma		Army Guard	Tullahoma	57	72,899	0	0	0	0	6,700	6,700	33.6	15	2	29
** OTHER SITE(S) : 30				117	4,485,100	12	26,465	0	0	419	766	554.3	3,671	68	345
Tennessee Total:				3,062	19,483,544	13	28,837	25	55,841	80,084	81,137	10,939.4	15,761	2,172	2,102
Texas															
Air Force Plant 4		AF Active	Fort Worth	73	5,559,962	0	0	0	0	636	727	1,252.4	10	5	0
ALF Cabaniss		Navy Active	Corpus Christi	3	3,748	0	0	0	0	931	953	60.4	0	0	0
ALF Orange		Navy Active	Orange Grove	14	13,699	0	0	0	0	1,596	1,596	90.6	0	0	0
ALF Waldron		Navy Active	Corpus Christi	2	4,000	0	0	0	0	901	903	68.5	0	0	0
Austin Memorial AFRC		Army Reserve	Austin	3	72,525	0	0	0	0	11	13	14.5	290	16	0
Brooks AFB	C	AF Active	Brooks AFB	0	0	127	1,759,782	0	0	0	280	377.6	807	1,294	0
Camp Bullis	R	Army Active	San Antonio	255	394,946	0	0	9	105,426	27,993	27,993	133.4	893	3	50
Camp Bullis Training Annex		AF Active	San Antonio	14	122,954	0	0	2	4,605	0	47	31.7	45	0	0
Camp Stanley Storage Actv		Army Active	Boerne	185	679,549	0	0	0	0	4,000	4,000	152.0	0	0	0
Camp Swift		Army Guard	Bastrop	78	208,742	0	0	0	0	11,715	11,715	58.7	158	6	57
Carswell AFB		AF Active	Carswell AFB	21	38,619	0	0	3	3,632	1,949	2,299	10.1	897	4	0
Conroe USARC/ASF 62		Army Reserve	Conroe	8	111,688	0	0	0	0	0	44	41.1	443	75	0
Corpus Christi #2 AFRC		Army Reserve	Corpus Christi	4	71,635	0	0	0	0	142	142	13.2	68	17	0
Dixie Target Range		Navy Active	Tilden	11	20,950	0	0	0	0	6,761	7,825	517.0	0	0	0
Dyess AFB	R	AF Active	Dyess AFB	506	4,047,495	0	0	0	0	5,304	6,342	1,410.8	4,918	391	0
Eldorado AFS		AF Active	El Dorado AFS	6	114,357	0	0	0	0	119	129	29.7	0	0	0
Ellington Field	R	AF Guard	Ellington Field	55	531,693	0	0	0	0	213	213	127.1	930	0	0
Fort Bliss	R	Army Active	El Paso	1,381	11,926,385	300	556,313	1,962	4,274,584	122,127	122,127	3,816.0	16,291	2,423	5,634
Fort Bliss AAA Ranges	C	Army Active	El Paso	405	1,172,040	0	0	11	3,981	977,394	995,404	849.5	116	41	12
Fort Hood	R	Army Active	Killeen	2,096	20,420,752	300	292,491	3,087	11,222,922	209,487	214,778	6,859.8	52,143	3,651	11,065
Fort Sam Houston	R	Army Active	San Antonio	362	9,467,221	3	5,822,002	859	2,345,825	2,935	2,935	2,229.6	15,225	4,685	5,517
Fort Wolters		Army Guard	Mineral Wells	52	105,768	0	0	0	0	3,990	3,990	39.1	40	7	240
Goodfellow AFB		AF Active	Goodfellow AFB	204	2,422,378	0	0	0	0	1,116	1,119	552.6	1,308	585	0
Goodfellow AFB - 801 Leased Housing Annex		AF Active	San Angelo	0	0	90	276,810	0	0	0	40	24.1	0	0	0
Grand Prairie Reserve Complex	R	Army Reserve	Grand Prairie	31	399,497	0	0	0	0	68	68	72.8	1,501	24	1
Hensley Field AGS		AF Guard	Dallas	0	0	7	62,907	0	0	23	23	11.7	0	0	0

* Sites having assets that are Federally funded (e.g., owned, lease, licence, permit) and State-owned interest.

** US Locations that do not meet criteria of at least ten (10) Acres AND at least \$10M PRV. US Territories and Non-US Locations that do not meet criteria of at least ten (10) Acres OR at least \$10M PRV.

DEPARTMENT OF DEFENSE
Base Structure Report - As of 30 Sept 2007

SITE	BRAC 2005	COMPONENT	NAME NEAREST CITY	BUILDINGS						ACRES OWNED	TOTAL ACRES	PRV (\$M)	MIL	CIV	OTHER
				OWNED		LEASED		OTHER							
				COUNT	SQFT	COUNT	SQFT	COUNT	SQFT						
Hondo MAP		AF Active	Hondo	9	2,914	1	33,800	0	0	0	867	113.8	0	0	0
Houston USARC #2	C	Army Reserve	Houston	6	72,661	0	0	0	0	12	12	13.9	600	33	0
Kelly AFB		AF Active	Kelly AFB	229	9,315,803	90	1,973,664	0	0	1,608	1,614	1,872.0	76	70	1
Kelly Field Annex		AF Active	San Antonio	140	2,238,241	0	0	0	0	2,134	2,789	763.2	763	0	0
Lackland AFB	R	AF Active	Lackland AFB	787	10,485,592	0	0	0	0	2,712	2,719	2,230.2	11,701	4,508	0
Lackland Training Annex		AF Active	San Antonio	322	1,711,715	0	0	0	0	4,017	4,017	425.2	2	0	0
Laughlin AFB	R	AF Active	Laughlin AFB	504	2,650,164	0	0	0	0	4,101	4,524	826.7	956	961	0
Laughlin AFB Aux 1		AF Active	Spofford	8	4,498	0	0	0	0	402	724	21.2	0	0	0
Lone Star AAP	C	Army Active	Texarkana	862	3,262,260	0	0	0	0	15,699	15,699	855.5	1	18	420
Longhorn AAP		Army Active	Marshall	374	1,082,263	0	0	0	0	8,493	8,493	270.9	0	0	12
NAS Corpus Christi	R	Navy Active	Corpus Christi	283	4,583,129	0	0	0	0	2,625	2,630	1,596.6	4,820	619	0
NAS JRB Fort Worth	R	Navy Reserve	Fort Worth	329	2,696,835	0	0	0	0	2,081	2,151	944.3	4,658	33	0
NAS Kingsville	R	Navy Active	Kingsville	144	1,026,047	0	0	0	0	3,989	3,989	567.5	0	0	0
NAS Kingsville King Ranch		Navy Active	Kingsville	1	4,486	0	0	0	0	0	113	26.4	0	0	0
* NG Ellington Field	C	Army Guard	Houston	6	83,149	0	0	0	0	15	15	22.6	491	77	66
NG Houston - Westheimer		Army Guard	Houston	3	80,915	0	0	0	0	29	29	15.0	0	0	0
NG Saginaw		Army Guard	Fort Worth	21	174,476	0	0	0	0	143	143	40.3	0	0	148
NG Temple		Army Guard	Temple	6	63,841	0	0	0	0	20	20	17.7	384	7	0
NOSC Orange	C	Navy Reserve	Orange	10	56,153	0	0	0	0	14	14	11.5	39	0	0
NOSC-MCRC Harlingen		Navy Reserve	Harlingen	3	65,208	0	0	0	0	0	15	11.9	254	0	0
NOSC-MCRC Houston		Navy Reserve	Houston	8	95,443	0	0	0	0	10	10	18.4	1,401	0	0
NOSC-MCRC San Antonio		Navy Reserve	San Antonio	3	64,643	0	0	0	0	0	14	12.8	309	0	0
NS Ingleside	C	Navy Active	Ingleside	83	758,917	1	6,116	0	0	913	915	251.0	1,934	145	0
NWIRP Dallas		Navy Active	Dallas	106	4,683,652	0	0	0	0	315	315	996.6	0	0	0
NWIRP McGregor		Navy Active	McGregor	202	827,408	0	0	0	0	297	332	329.4	0	0	0
Randolph AFB	R	AF Active	Randolph AFB	615	5,008,008	0	0	0	0	2,893	3,129	1,251.6	2,910	5,804	0
Red River Army Depot	R	Army Active	Texarkana	1,125	7,538,499	17	169,573	14	38,055	18,169	18,169	1,654.0	186	2,640	2,278
Seagoville USARC		Army Reserve	Seagoville	10	132,278	0	0	0	0	206	206	35.3	993	31	0
Seguin Air Force Auxiliary Field		AF Active	Seguin	5	3,962	0	0	0	0	961	961	61.4	0	0	0
Sheppard AFB	R	AF Active	Sheppard AFB	354	8,168,171	0	0	0	0	4,640	5,719	2,153.5	2,603	1,304	0
** OTHER SITE(S) : 140				453	4,556,069	26	414,390	7	159,904	6,784	11,782	1,021.9	14,728	4,048	1,446
Texas Total:				12,780	129,408,003	962	11,367,848	5,954	18,158,934	1,462,693	1,497,832	37,276.5	145,892	33,525	26,947
Utah															
Deseret Chemical Depot	C	Army Active	Stockton	322	1,371,485	0	0	0	0	19,364	19,364	406.0	2	305	1,858
Dugway Proving Ground		Army Active	Dugway	607	2,329,102	1	2,880	5	82,232	798,214	798,214	1,158.4	29	569	771

* Sites having assets that are Federally funded (e.g., owned, lease, licence, permit) and State-owned interest.

** US Locations that do not meet criteria of at least ten (10) Acres AND at least \$10M PRV. US Territories and Non-US Locations that do not meet criteria of at least ten (10) Acres OR at least \$10M PRV.

DEPARTMENT OF DEFENSE
Base Structure Report - As of 30 Sept 2007

SITE	BRAC 2005	COMPONENT	NAME NEAREST CITY	BUILDINGS						ACRES OWNED	TOTAL ACRES	PRV (\$M)	MIL	CIV	OTHER
				OWNED		LEASED		OTHER							
				COUNT	SQFT	COUNT	SQFT	COUNT	SQFT						
Fort Douglas AFRC Complex	R	Army Reserve	Salt Lake City	21	403,097	1	6,204	0	0	54	54	94.0	1,425	114	60
Hill AFB	R	AF Active	Hill AFB	770	12,492,269	0	0	0	0	517	6,994	3,732.2	5,234	10,451	0
Kenichi (Ken) Uchida USARC		Army Reserve	Salt Lake City	4	55,448	0	0	0	0	10	10	12.4	314	2	0
Little Mountain Test Annex		AF Active	Ogden	18	120,913	0	0	0	0	731	740	53.5	0	0	0
MTA-L Camp Williams		Army Guard	Riverton	55	33,384	0	0	0	0	18,506	18,506	36.9	1,749	11	547
NAVSUPPDET Monterey Det Magna Utah		Navy Active	Magna	133	465,951	0	0	0	0	522	522	166.6	0	0	0
NG Saint George/FMS 5B		Army Guard	St. George	9	55,898	0	0	0	0	70	70	12.0	277	0	0
Ogden Maintenance Center 269		Army Reserve	Ogden	2	125,472	0	0	0	0	12	12	26.7	186	4	15
Ogden Storage Facility 11-C		Army Reserve	Ogden	1	281,700	0	0	0	0	28	28	41.4	0	0	0
Salt Lake City IAP		AF Guard	Salt Lake City	51	453,506	0	0	0	0	0	135	131.8	1,330	1	0
Tooele Army Depot	R	Army Active	Tooele	1,054	2,657,703	25	672,749	1	4,617	23,374	23,914	1,657.9	25	514	152
Utah Test and Training Range South UT		AF Active	Wendover	33	27,350	0	0	0	0	555,782	572,769	27.8	0	0	0
UTTR - North		AF Active	Grouse Creek	80	410,811	0	0	0	0	348,767	366,874	177.3	0	0	0
** OTHER SITE(S) : 80				52	260,218	7	16,522	2	12,985	216	493	94.8	2,471	171	0
Utah Total:				3,212	21,544,307	34	698,355	8	99,834	1,766,166	1,808,699	7,829.6	13,042	12,142	3,403
<u>Vermont</u>															
Burlington IAP	R	AF Guard	South Burlington	40	421,971	0	0	0	0	0	230	145.2	1,033	0	0
NG Ethan Allen AFB MTA		Army Guard	Colchester	38	219,644	0	0	3	616	667	667	43.5	836	101	6
NG So Burlington AASF and RC		Army Guard	South Burlington	2	149,630	0	0	0	0	27	27	44.2	0	0	0
TS Ethan Allen Range		Army Guard	Jericho	66	265,926	0	0	5	13,748	11,219	11,219	93.2	687	40	36
** OTHER SITE(S) : 6				8	77,874	1	4,240	3	85,303	18	23	35.0	437	4	0
Vermont Total:				154	1,135,045	1	4,240	11	99,667	11,931	12,166	361.2	2,993	145	42
<u>Virgin Islands</u>															
NG 210th RTI Hams Bluff		Army Guard	Frederiksted	0	0	0	0	0	0	22	22	0.0	18	0	0
NG Sprat Hall		Army Guard	Kingshill	1	30,400	0	0	0	0	0	12	7.3	62	0	0
** OTHER SITE(S) : 6				4	16,332	2	30,800	0	0	9	11	7.5	155	126	0
Virgin Islands Total:				5	46,732	2	30,800	0	0	31	45	14.8	235	126	0
<u>Virginia</u>															
ALF Fentress Chesapke		Navy Active	Virginia Beach	10	18,646	0	0	0	0	2,527	2,736	70.5	0	0	0
Arlington National Cemetery		Army Active	Fort Myer	31	185,704	0	0	1	96	625	625	61.6	0	0	0
Arlington Service Ctr		Navy Active	Arlington	16	280,083	0	0	0	0	18	31	61.6	19	124	0

* Sites having assets that are Federally funded (e.g., owned, lease, licence, permit) and State-owned interest.

** US Locations that do not meet criteria of at least ten (10) Acres AND at least \$10M PRV. US Territories and Non-US Locations that do not meet criteria of at least ten (10) Acres OR at least \$10M PRV.

DEPARTMENT OF DEFENSE
Base Structure Report - As of 30 Sept 2007

SITE	BRAC 2005	COMPONENT	NAME NEAREST CITY	BUILDINGS						ACRES OWNED	TOTAL ACRES	PRV (\$M)	MIL	CIV	OTHER
				OWNED		LEASED		OTHER							
				COUNT	SQFT	COUNT	SQFT	COUNT	SQFT						
Byrd Field	R	AF Guard	Sandston	62	292,287	0	0	0	0	0	143	90.2	842	0	0
Camp Peary (Non-CNIC)		Navy Active	Williamsburg	33	125,479	1	250	0	0	9,274	9,276	19.2	0	0	0
Camp Pendleton (ANG)		AF Guard	Virginia Beach	8	85,528	0	0	0	0	0	60	16.5	202	0	0
Cheatham Annex		Navy Active	Williamsburg	182	2,962,836	0	0	0	0	2,351	3,146	415.9	0	0	0
Craney Island		Navy Active	Portsmouth	17	63,333	0	0	0	0	898	919	264.7	0	0	0
Defense General Supply Center	R	Army Active	Richmond	99	6,113,406	0	0	0	0	674	674	853.5	149	42	71
Elizabeth River Channel		Navy Active	Norfolk	9	16,255	0	0	0	0	0	11	14.8	0	0	0
Fort A P Hill		Army Active	Bowling Green	461	1,133,617	0	0	0	0	75,794	75,873	569.8	426	252	269
Fort Belvoir	R	Army Active	Fort Belvoir	464	8,382,058	0	0	858	3,796,668	8,670	8,670	2,640.5	4,749	5,286	11,967
Fort Eustis	R	Army Active	Fort Eustis	410	5,572,377	0	0	268	1,430,424	8,248	8,248	1,543.3	8,024	2,393	2,506
Fort Lee	R	Army Active	Fort Lee	1,120	7,674,265	0	0	5	11,790	5,805	5,907	1,465.6	11,001	1,639	2,799
Fort Monroe	C	Army Active	Fort Monroe	271	2,015,200	0	0	5	208,293	570	570	429.4	811	1,655	1,112
Fort Myer	R	Army Active	Fort Myer	162	1,966,131	0	0	1	13,438	243	243	446.7	1,626	579	1,101
Fort Pickett, ARNG MTC		Army Guard	Blackstone	497	2,174,885	0	0	0	0	42,276	42,276	959.9	1,136	298	719
Fort Story	R	Army Active	Virginia Beach	176	934,987	0	0	63	253,203	1,451	1,451	324.4	1,322	26	261
Fort Story	R	Navy Active	Norfolk	1	3,768	0	0	31	136,761	0	35	34.1	47	0	0
HQBN HQMC Arlington	R	MC Active	Arlington	9	88,131	0	0	0	0	24	24	102.0	1,712	794	0
Langley AFB	R	AF Active	Langley AFB	450	5,493,135	6	67,307	0	0	1,944	1,944	1,601.3	8,233	1,999	15
Langley FH Annex		AF Active	Poquoson	297	816,033	0	0	155	1,092,593	302	302	239.8	0	0	0
MCB Quantico	R	MC Active	Quantico	593	7,085,053	0	0	511	1,230,311	55,148	60,012	2,728.7	6,224	2,767	0
NAS Oceana	R	Navy Active	Virginia Beach	248	3,605,696	0	0	143	118,646	776	1,050	1,421.1	11,423	1,177	0
NAS Oceana Dam Neck		Navy Active	Virginia Beach	153	2,274,231	0	0	12	23,645	1,842	1,844	643.7	3	0	0
NAS Oceana Midway Manor		Navy Active	Virginia Beach	1	5,008	0	0	179	636,546	97	98	60.1	0	0	0
NAS Oceana Wadsworth Housing		Navy Active	Virginia Beach	2	936	0	0	90	892,274	75	75	94.0	0	0	0
Naval Medical Center Portsmouth	R	Navy Active	Portsmouth	32	1,904,955	0	0	3	5,891	111	111	639.9	4,023	2,090	0
NAVPHIBASE Little Creek	R	Navy Active	Norfolk	328	3,815,706	1	3,765	565	1,516,149	2,143	2,282	1,392.3	12,253	2,052	0
Navy Annex (Fob 2) Parking		WHS	Naval Annex	1	714,801	0	0	0	0	14	14	154.3	0	0	0
NG AASF Byrd Field		Army Guard	Sandston	10	100,920	0	0	0	0	92	92	40.0	429	79	0
NG Army Guard Readiness Center	R	Army Guard	Arlington	3	263,710	0	0	0	0	15	15	57.9	253	316	1,454
NG Sandston Armory		Army Guard	Sandston	5	70,090	0	0	0	0	29	29	14.5	172	18	0
NS Norfolk	R	Navy Active	Norfolk	525	14,321,705	0	0	371	940,145	3,584	3,588	4,317.1	53,544	13,105	10
NSA Norfolk	R	Navy Active	Norfolk	189	2,153,189	0	0	670	1,887,462	800	801	682.6	0	0	0
NSA Norfolk Lafayette Rvr Complex		Navy Active	Norfolk	10	217,001	0	0	2	13,395	20	20	48.2	0	0	0
NSA Norfolk New Gosport/NNSY		Navy Active	Portsmouth	3	11,586	0	0	0	0	57	57	19.7	0	0	0
NSA Norfolk Northwest Chesapeake Va	R	Navy Active	Chesapeake	178	662,679	0	0	0	0	2,805	3,798	209.5	0	27	0

* Sites having assets that are Federally funded (e.g., owned, lease, licence, permit) and State-owned interest.

** US Locations that do not meet criteria of at least ten (10) Acres AND at least \$10M PRV. US Territories and Non-US Locations that do not meet criteria of at least ten (10) Acres OR at least \$10M PRV.

DEPARTMENT OF DEFENSE
Base Structure Report - As of 30 Sept 2007

SITE	BRAC 2005	COMPONENT	NAME NEAREST CITY	BUILDINGS						ACRES OWNED	TOTAL ACRES	PRV (\$M)	MIL	CIV	OTHER
				OWNED		LEASED		OTHER							
				COUNT	SQFT	COUNT	SQFT	COUNT	SQFT						
NSA Norfolk NSY	R	Navy Active	Portsmouth	157	4,754,128	0	0	19	83,905	581	585	1,961.1	0	7,844	0
NSA Norfolk SDA Area		Navy Active	Norfolk	22	1,168,828	0	0	0	0	90	90	153.5	0	0	0
NSA Norfolk South Gate		Navy Active	Portsmouth	11	140,307	0	0	0	0	63	63	38.8	0	0	0
NSA Norfolk St Helena Norfolk		Navy Active	Norfolk	2	1,044	0	0	0	0	12	12	23.9	0	0	0
NSA Norfolk St Juliens Creek Annex		Navy Active	Portsmouth	114	871,871	0	0	0	0	490	499	193.2	0	0	0
NSA Norfolk Stanley Court/NNSY		Navy Active	Norfolk	80	161,865	0	0	0	0	16	16	17.7	0	0	0
NSA South Potomac	R	Navy Active	Dahlgren	314	2,487,176	0	0	321	445,909	2,677	2,677	870.0	789	3,618	0
NWS Yorktown	R	Navy Active	Yorktown	496	3,217,817	0	0	198	576,226	10,354	10,637	1,049.8	262	11	0
Pentagon North		WHS	Arlington	8	141,027	0	0	0	0	97	97	210.2	0	0	0
Pentagon South		WHS	Arlington	9	6,801,013	0	0	0	0	123	123	1,548.9	3,613	1,908	0
Pumpkin Neck		Navy Active	King George	19	43,938	0	0	0	0	1,641	1,641	18.9	0	0	0
Radford AAP		Army Active	Radford	1,087	3,995,250	0	0	0	0	6,901	6,901	1,446.3	3	100	1,880
Rivanna Station	R	Army Active	Fort Belvoir	1	260,000	0	0	0	0	76	76	60.8	58	657	559
Wallops Island Va		Navy Active	Wallops Island	86	291,639	0	0	0	0	0	88	97.0	0	0	0
Yorktown Fuel Depot		Navy Active	Yorktown	41	11,922	0	0	0	0	111	111	109.2	0	0	0
** OTHER SITE(S) : 94				121	1,097,852	262	9,030,888	15	24,350	4,112	15,075	1,964.1	7,085	82	0
Virginia Total:				9,634	109,051,087	270	9,102,210	4,486	15,338,120	256,647	275,744	34,512.3	140,433	50,938	24,723
Wake Islands															
Wake Island Airfield		AF Active	Wake Island	118	469,625	0	0	0	0	0	2,600	356.8	1	0	0
Wake Islands Total:				118	469,625	0	0	0	0	0	2,600	356.8	1	0	0
Washington															
AMSA 137 (Marine)		Army Reserve	Tacoma	1	68,379	0	0	0	0	0	11	23.1	447	30	2
Bremerton	R	Navy Active	Bremerton	83	1,896,996	1	16,170	61	188,557	117	120	1,143.0	0	0	0
Bremerton RR		Navy Active	Bremerton	0	0	0	0	0	0	655	655	17.2	0	0	0
Camp Bonneville		Army Active	Vancouver	51	58,194	0	0	0	0	3,020	3,840	22.3	0	0	0
Camp Murray AGS		AF Guard	Tacoma	24	191,749	0	0	0	0	0	43	47.7	14	0	0
Fairchild AFB	R	AF Active	Fairchild AFB	1,217	5,886,805	0	0	1	2,888	4,223	5,823	1,816.3	3,429	550	0
Fort Lawton USAR Complex	C	Army Reserve	Seattle	11	191,077	0	0	0	0	59	59	48.4	792	70	3
Fort Lawton, Magnolia		Navy Active	Seattle	0	0	0	0	66	168,293	33	33	20.8	0	0	0
Fort Lewis	R	Army Active	Tacoma	1,807	16,581,486	3	61	2,630	6,864,307	84,348	86,042	6,062.8	29,392	3,364	7,028
Four Lakes Communications Station (ANG)		AF Guard	Cheney	17	68,434	0	0	0	0	63	156	18.6	104	0	0
Grant Training Annex		AF Active	Moses Lake	0	0	1	38,366	0	0	0	35	33.4	0	0	0
Jackson Park Hsg		Navy Active	Bremerton	448	1,372,190	0	0	0	0	160	160	187.2	0	0	0

* Sites having assets that are Federally funded (e.g., owned, lease, licence, permit) and State-owned interest.

** US Locations that do not meet criteria of at least ten (10) Acres AND at least \$10M PRV. US Territories and Non-US Locations that do not meet criteria of at least ten (10) Acres OR at least \$10M PRV.

DEPARTMENT OF DEFENSE
Base Structure Report - As of 30 Sept 2007

SITE	BRAC 2005	COMPONENT	NAME NEAREST CITY	BUILDINGS						ACRES OWNED	TOTAL ACRES	PRV (\$M)	MIL	CIV	OTHER
				OWNED		LEASED		OTHER							
				COUNT	SQFT	COUNT	SQFT	COUNT	SQFT						
Jim Creek		Navy Active	Oso	59	125,622	0	0	6	8,974	3,839	4,901	124.1	0	0	0
Keyport NUWC		Navy Active	Keyport	155	1,126,075	0	0	34	66,625	356	358	476.0	0	6	0
Manchester		Navy Active	Bremerton	27	70,339	0	0	0	0	234	234	231.7	0	0	0
Marysville WA		Navy Active	Marysville	13	183,609	0	0	0	0	52	52	74.8	0	0	0
McChord AFB	R	AF Active	Tacoma	876	5,724,287	0	0	0	0	1,496	4,661	1,782.4	5,922	749	0
Mukilteo Defense Fuel Support Point		AF Active	Mukilteo	12	24,404	0	0	0	0	21	21	50.5	0	0	0
NAS Whidbey Island	R	Navy Active	Whidbey Island NAS	229	2,426,391	0	0	164	431,962	4,358	4,362	1,531.0	8,333	323	0
NAS Whidbey Island Racon Hill		Navy Active	Oak Harbor	4	3,665	0	0	0	0	22	22	11.9	0	0	0
NAS Whidbey Island Sea Plane Base		Navy Active	Oak Harbor	95	462,903	0	0	821	2,086,119	2,784	2,785	560.5	0	0	0
Naval Medical Center Bremerton		Navy Active	Bremerton	16	373,127	0	0	0	0	49	49	149.3	0	0	0
NAVBASE Kitsap Bremerton	R	Navy Active	Bremerton	567	4,278,805	0	0	359	2,141,732	7,180	7,186	2,515.6	11,140	13,921	0
NAVMAG Indian Island		Navy Active	Port Townsend	175	449,214	0	0	0	0	2,716	2,716	270.6	0	0	0
NG Kent		Army Guard	Kent	8	86,035	0	0	0	0	15	15	18.4	574	7	2
NOSC Spokane		Navy Reserve	Spokane	10	63,154	0	0	0	0	23	23	16.2	391	0	0
NS Everett		Navy Active	Everett	50	597,365	0	0	0	0	213	213	412.7	5,811	46	0
OLF Coupeville		Navy Active	Coupeville	6	6,566	0	0	3	2,262	664	1,060	36.3	0	0	0
Pacific Beach		Navy Active	Pacific Beach	45	180,810	0	0	0	0	51	53	44.1	0	0	0
Paine Field ANGS		AF Guard	Everett	10	48,899	0	0	0	0	15	15	12.1	119	0	0
Shipyards Puget Sound	R	Navy Active	Bremerton	106	3,104,336	0	0	0	0	570	570	2,051.5	598	27	0
Spokane FH Annex		AF Active	Spokane	131	305,972	0	0	1	1,625	80	89	44.1	0	0	0
SSG Joe R. Hooper USARC		Army Reserve	Bothell	7	101,749	0	0	0	0	42	42	26.3	247	8	0
Vancouver Barracks	C	Army Reserve	Vancouver	30	242,367	0	0	0	0	52	53	60.8	941	36	0
White Bluff Site #1		AF Active	Airway Heights	12	73,043	0	0	0	0	52	52	29.5	0	0	0
Yakima Training Center	R	Army Active	Yakima	196	790,199	0	0	1	720	323,249	323,427	637.3	611	20	183
** OTHER SITE(S) : 106				160	692,009	6	109,211	40	103,686	2,228	667,732	276.2	4,911	543	314
Washington Total:				6,658	47,856,255	11	163,808	4,187	12,067,750	443,039	1,117,667	20,884.8	73,776	19,700	7,532

West Virginia

Allegany Ballistics Lab		Navy Active	Keyser	169	1,290,132	0	0	0	0	1,639	1,785	474.1	0	0	0
Big Bend USARC / OMS		Army Reserve	Bigbend	2	19,244	0	0	0	0	13	13	21.5	37	1	0
Charleston AFRC / AMSA #107		Army Reserve	Charleston	2	71,150	0	0	0	0	12	12	15.0	393	29	0
EWVRA Shepherd Field		AF Guard	Martinsburg	31	360,012	0	0	3	184,488	0	342	182.9	1,217	0	0
NG Camp Dawson AFRC		Army Guard	Kingwood	2	53,083	0	0	0	0	10	10	11.3	0	0	0
NG Eleanor		Army Guard	Red House	1	172,800	0	0	1	114,000	47	47	41.7	367	63	4

* Sites having assets that are Federally funded (e.g., owned, lease, licence, permit) and State-owned interest.

** US Locations that do not meet criteria of at least ten (10) Acres AND at least \$10M PRV. US Territories and Non-US Locations that do not meet criteria of at least ten (10) Acres OR at least \$10M PRV.

DEPARTMENT OF DEFENSE
Base Structure Report - As of 30 Sept 2007

SITE	BRAC 2005	COMPONENT	NAME NEAREST CITY	BUILDINGS						ACRES OWNED	TOTAL ACRES	PRV (\$M)	MIL	CIV	OTHER
				OWNED		LEASED		OTHER							
				COUNT	SQFT	COUNT	SQFT	COUNT	SQFT						
NG Volkstone		Army Guard	Kingwood	0	0	0	0	0	0	504	504	52.4	0	0	0
NIOC Sugar Grove		Navy Active	Sugar Grove	69	170,974	0	0	43	136,162	604	647	159.3	11	0	0
Yeager Airport	R	AF Guard	Charleston	1	21,700	29	314,694	0	0	0	269	91.5	876	0	0
** OTHER SITE(S) : 36				72	661,388	9	21,386	0	0	164	2,595	157.4	3,273	183	751
West Virginia Total:				349	2,820,483	38	336,080	47	434,650	2,993	6,222	1,207.1	6,174	276	755
Wisconsin															
Badger AAP		Army Active	Baraboo	1,172	3,436,545	0	0	0	0	7,378	7,378	1,112.7	0	0	54
Denis J. Murphy USARC/AMSA/OMS		Army Reserve	Green Bay	2	58,023	0	0	0	0	15	15	14.1	195	16	0
Fort McCoy	R	Army Active	Sparta	1,248	5,875,085	81	162,670	2	76,730	59,750	127,730	1,742.6	1,994	1,290	1,602
Gen B Mitchell	C	AF Reserve	Milwaukee	76	422,072	0	0	0	0	102	103	137.8	0	0	0
Gen Mitchell IAP	R	AF Guard	Bay View	23	289,001	0	0	0	0	0	79	102.1	823	0	0
Hardwood Weapons Range (ANG)		AF Guard	Mather	5	10,929	0	0	0	0	0	7,865	10.8	0	0	0
* NG Madison Hangars		Army Guard	Madison	1	46,000	0	0	0	0	20	20	17.0	0	0	0
NRTF Clam Lake		Navy Active	Ashland	7	30,103	0	0	0	0	0	127	18.6	0	0	0
Truax ANGB	R	AF Guard	Madison	49	741,291	0	0	0	0	0	149	206.1	1,014	0	0
Volk ANGB		AF Guard	Camp Douglas	134	601,039	0	0	0	0	0	2,385	264.2	279	3	0
W. Silver Spring Complex		Army Reserve	Milwaukee	24	321,428	0	0	0	0	127	127	75.2	1,365	42	18
** OTHER SITE(S) : 41				49	562,648	19	204,852	0	0	162	413	162.3	3,647	112	7
Wisconsin Total:				2,790	12,394,164	100	367,522	2	76,730	67,552	146,389	3,863.4	9,317	1,463	1,681
Wyoming															
Cheyenne Regional Apt	R	AF Guard	Cheyenne	31	368,061	0	0	1	8,249	0	87	111.7	1,136	10	0
F E Warren AFB		AF Active	Warren AFB	712	4,778,956	0	0	0	0	5,867	5,867	1,129.9	2,805	497	0
** OTHER SITE(S) : 88				88	139,591	1	30,000	0	0	9,847	24,629	504.0	363	19	3
Wyoming Total:				831	5,286,608	1	30,000	1	8,249	15,714	30,583	1,745.6	4,304	526	3
US/US Territories Total:				204,332	1,612,065,774	5,139	46,187,875	53,805	186,091,274	22,177,349	29,134,969	586,996.9	1,708,105	470,712	288,960

* Sites having assets that are Federally funded (e.g., owned, lease, licence, permit) and State-owned interest.

** US Locations that do not meet criteria of at least ten (10) Acres AND at least \$10M PRV. US Territories and Non-US Locations that do not meet criteria of at least ten (10) Acres OR at least \$10M PRV.

DEPARTMENT OF DEFENSE
Base Structure Report - As of 30 Sept 2007

SITE	BRAC 2005	COMPONENT	NAME NEAREST CITY	BUILDINGS						ACRES OWNED	TOTAL ACRES	PRV (\$M)	MIL	CIV	OTHER
				OWNED		LEASED		OTHER							
				COUNT	SQFT	COUNT	SQFT	COUNT	SQFT						
Antigua															
Antigua AS		AF Active	Barnes Hill	36	131,674	0	0	1	2,541	0	164	108.9	2	0	0
Antigua Total:				36	131,674	0	0	1	2,541	0	164	108.9	2	0	0
Aruba															
** OTHER SITE(S) : 1				1	2,071	0	0	1	3,200	0	0	0.0	2	0	0
Aruba Total:				1	2,071	0	0	1	3,200	0	0	0.0	2	0	0
Australia															
NAVCOMMSTA H E Holt Exmouth		Navy Active	Northwest Cape	88	456,938	0	0	0	0	0	18,093	334.7	0	0	0
** OTHER SITE(S) : 10				43	35,673	0	0	0	0	0	6	9.2	0	0	0
Australia Total:				131	492,611	0	0	0	0	0	18,099	343.9	0	0	0
Bahamas															
AUTEC Main Base		Navy Active	Andros Island	121	551,370	0	0	0	0	0	539	333.5	0	0	0
AUTEC Salvador Point		Navy Active	Andros Island	9	6,349	0	0	0	0	0	0	11.8	0	0	0
** OTHER SITE(S) : 4				27	21,012	0	0	0	0	0	0	23.9	0	0	0
Bahamas Total:				157	578,731	0	0	0	0	0	539	369.3	0	0	0
Bahrain															
Aviation Unit Muharraq		Navy Active	Manama	13	24,370	3	72,748	0	0	0	0	36.9	0	0	0
Banz Wrhs Compound		Navy Active	Al Jufayr	0	0	15	859,565	0	0	0	14	110.8	0	0	0
Dependent School		Navy Active	Al Jufayr	0	0	2	2,190	4	263,761	0	25	61.4	0	0	0
Jebel Ali		Navy Active	Jebel Ali	0	0	0	0	0	0	0	25	0.0	0	0	0
Mina Sulman Pier Area		Navy Active	Al Jufayr	5	2,289	2	63,958	0	0	0	0	28.3	0	0	0
NSA Bahrain		Navy Active	Bahrain Is	174	956,327	2	2,264	1	448	0	66	306.7	247	2	2
** OTHER SITE(S) : 3				28	13,713	2	16,350	0	0	0	0	5.5	0	0	0
Bahrain Total:				220	996,699	26	1,017,075	5	264,209	0	131	549.6	247	2	2
Belgium															
Brussels		Army Active	Brussels	0	0	15	207,416	0	0	0	0	39.8	110	117	677
Chateau Gendebien		Army Active	Mons	1	354	0	0	5	26,295	0	20	5.3	23	0	5
Chievres AB		Army Active	Chievres AB	49	242,929	0	0	49	373,457	0	1,012	299.7	53	12	369
Daumerie Caserne		Army Active	Ath	6	2,104	0	0	30	244,551	0	26	66.9	177	136	141
Florennes AB		AF Active	Florennes	9	154,045	0	0	1	8,000	0	0	40.6	6	0	0
Kleine Brogel AB		AF Active	Kleine-Brogel	10	22,045	0	0	5	18,511	0	1	12.0	136	0	1

* Sites having assets that are Federally funded (e.g., owned, lease, licence, permit) and State-owned interest.

** US Locations that do not meet criteria of at least ten (10) Acres AND at least \$10M PRV. US Territories and Non-US Locations that do not meet criteria of at least ten (10) Acres OR at least \$10M PRV.

DEPARTMENT OF DEFENSE
Base Structure Report - As of 30 Sept 2007

SITE	BRAC 2005	COMPONENT	NAME NEAREST CITY	BUILDINGS						ACRES OWNED	TOTAL ACRES	PRV (\$M)	MIL	CIV	OTHER
				OWNED		LEASED		OTHER							
				COUNT	SQFT	COUNT	SQFT	COUNT	SQFT						
Mons		Army Active	Mons	1	9,070	20	432,901	0	0	0	0	55.2	1	0	0
SHAPE Headquarters		Army Active	Mons	3	38,846	0	0	37	511,083	0	0	130.5	681	138	330
Sterrebeek Dependent School		Army Active	Sterrebeek	10	88,436	0	0	0	0	16	16	27.0	12	4	135
** OTHER SITE(S) : 9				8	5,428	5	13,021	6	9,757	0	8	8.5	87	0	2
Belgium Total:				97	563,257	40	653,337	133	1,191,654	16	1,082	685.4	1,286	407	1,660
Br Indian Ocean Territories															
NAVSUPPFAC Diego Garcia		Navy Active	Diego Garcia Naval Fac	606	2,346,224	0	0	0	0	0	7,000	2,642.8	654	0	15
Br Indian Ocean Territories Total:				606	2,346,224	0	0	0	0	0	7,000	2,642.8	654	0	15
Canada															
** OTHER SITE(S) : 2				0	0	1	144	0	0	0	1	0.0	0	0	0
Canada Total:				0	0	1	144	0	0	0	1	0.0	0	0	0
Colombia															
** OTHER SITE(S) : 6				45	37,790	0	0	0	0	0	13	19.6	7	1	0
Colombia Total:				45	37,790	0	0	0	0	0	13	19.6	7	1	0
Cuba															
NS Guantanamo Bay		Navy Active	Guantanamo Bay	1,423	4,879,840	0	0	0	0	0	28,817	2,221.1	1,559	116	147
Cuba Total:				1,423	4,879,840	0	0	0	0	0	28,817	2,221.1	1,559	116	147
Denmark															
Karup AB		AF Active	Karup	0	0	0	0	29	72,409	0	0	108.9	0	0	0
** OTHER SITE(S) : 1				0	0	4	7,425	0	0	0	0	0.7	0	0	0
Denmark Total:				0	0	4	7,425	29	72,409	0	0	109.7	0	0	0
Djibouti															
Camp Lemonier Djibouti		Navy Active	Djibouti	58	214,053	0	0	0	0	0	0	120.1	0	0	0
Djibouti Total:				58	214,053	0	0	0	0	0	0	120.1	0	0	0
Ecuador															
Davis-Monthan AFB (Manta)		AF Active	Manta	27	193,202	0	0	0	0	0	102	176.1	13	0	0
Ecuador Total:				27	193,202	0	0	0	0	0	102	176.1	13	0	0
Egypt															
Naval Medical Research Unit Three Cairo Egypt		Navy Active	Cairo	20	81,088	3	16,761	0	0	0	3	44.3	16	0	0

* Sites having assets that are Federally funded (e.g., owned, lease, licence, permit) and State-owned interest.

** US Locations that do not meet criteria of at least ten (10) Acres AND at least \$10M PRV. US Territories and Non-US Locations that do not meet criteria of at least ten (10) Acres OR at least \$10M PRV.

DEPARTMENT OF DEFENSE
Base Structure Report - As of 30 Sept 2007

SITE	BRAC 2005	COMPONENT	NAME NEAREST CITY	BUILDINGS						ACRES OWNED	TOTAL ACRES	PRV (\$M)	MIL	CIV	OTHER
				OWNED		LEASED		OTHER							
				COUNT	SQFT	COUNT	SQFT	COUNT	SQFT						
** OTHER SITE(S) : 1				0	0	14	28,703	0	0	0	0	7.6	0	0	0
Egypt Total:				20	81,088	17	45,464	0	0	0	3	51.9	16	0	0
Germany															
AG Pub and Training Aids Ctr		Army Active	Frankfurt on Main	0	0	0	0	6	358,848	0	10	63.7	0	2	17
Alvin York VII FH		Army Active	Bad Nauheim	22	616,738	0	0	0	0	0	23	90.1	0	0	0
Amelia Earhart Hotel		Army Active	Wiesbaden	1	155	0	0	1	216,207	0	6	55.2	7	242	162
American Arms Hotel		Army Active	Wiesbaden	0	0	0	0	4	292,126	0	5	75.9	15	2	396
Anderson Barracks		Army Active	Dexheim	35	164,305	0	0	20	230,760	0	105	149.7	910	36	152
Ansbach Leased		Army Active	Ansbach	0	0	66	241,534	0	0	0	6	28.1	0	0	0
Argonner Kaserne		Army Active	Hanau	7	140,886	0	0	27	659,157	0	51	157.9	35	187	260
Armstrong Barracks		Army Active	Buedingen	10	28,230	0	0	29	453,704	0	59	151.1	18	41	83
Armstrong Village FH		Army Active	Buedingen	4	9,252	0	0	14	362,555	0	16	57.1	0	0	29
Artillery Kaserne		Army Active	Garmisch	25	5,339	0	0	35	516,585	0	37	131.1	50	31	612
Aschaffenburg Training Areas 8		Army Active	Aschaffenburg	12	18,661	0	0	21	32,701	0	3,456	20.8	0	0	0
Askren Manor FH		Army Active	Schweinfurt	16	30,065	0	0	59	1,473,853	0	73	252.6	0	0	169
Aukamm Housing Area		Army Active	Wiesbaden	3	50,267	0	0	111	1,283,045	0	93	235.8	0	0	25
Bamberg		Army Active	Bamberg	0	0	161	636,598	0	0	0	26	75.2	0	0	0
Bamberg Airfield		Army Active	Bamberg	3	9,800	0	0	5	6,544	0	220	12.9	0	0	0
Bamberg Storage & Range Area		Army Active	Bamberg	19	14,111	0	0	34	142,276	0	170	46.7	72	0	0
Bann Communications Station #2		AF Active	Landstuhl	5	17,999	0	0	1	615	0	51	9.4	2	5	1
Barton Barracks		Army Active	Ansbach	8	64,395	0	0	25	377,333	0	33	127.6	90	126	293
Baumholder Airfield		Army Active	Baumholder	3	10,412	0	0	1	1,590	0	47	9.1	0	2	4
Baumholder Family Housing		Army Active	Baumholder	13	23,948	0	0	68	2,254,615	0	95	344.9	18	0	116
Baumholder Hospital		Army Active	Baumholder	3	26,735	0	0	12	187,344	0	13	65.3	55	18	55
Baumholder Qm Area		Army Active	Baumholder	16	36,924	0	0	28	359,924	0	60	78.6	0	0	21
Benjamin Franklin VII Family Housing		Army Active	Mannheim	37	190,249	0	0	182	4,372,450	0	217	718.9	69	100	687
Bensheim Maint and Supply Fac		Army Active	Bensheim	0	0	0	0	1	82,844	0	8	13.1	0	1	28
Binsfeld FH Annex		AF Active	Spangdahlem AB	0	0	77	182,015	0	0	0	11	20.5	0	0	0
Bitburg FH Annex		AF Active	Bitburg AB	19	319,910	0	0	62	2,248,503	0	156	420.2	0	0	0
Bitburg Storage Annex #2		AF Active	Bitburg AB	11	31,804	0	0	17	415,725	0	27	102.0	0	0	0
Bleidorn Family Housing		Army Active	Ansbach	3	15,698	0	0	25	628,798	0	34	103.7	0	5	2
Boeblingen Family Housing		Army Active	Stuttgart	4	14,077	0	0	22	517,037	1	22	89.1	0	0	42
Boeblingen Range		Army Active	Stuttgart	1	2,202	0	0	6	6,545	0	18	7.9	0	1	4
Boeblingen Training Area		Army Active	Stuttgart	9	9,353	0	0	36	33,236	0	1,419	29.5	7	3	1

* Sites having assets that are Federally funded (e.g., owned, lease, licence, permit) and State-owned interest.

** US Locations that do not meet criteria of at least ten (10) Acres AND at least \$10M PRV. US Territories and Non-US Locations that do not meet criteria of at least ten (10) Acres OR at least \$10M PRV.

DEPARTMENT OF DEFENSE
Base Structure Report - As of 30 Sept 2007

SITE	BRAC 2005	NAME NEAREST CITY	BUILDINGS						ACRES OWNED	TOTAL ACRES	PRV (\$M)	MIL	CIV	OTHER
			OWNED		LEASED		OTHER							
			COUNT	SQFT	COUNT	SQFT	COUNT	SQFT						
Breitenau Skeet Range	Army Active	Garmisch	0	0	0	0	1	4,439	0	50	0.8	0	0	0
Breitenwald Training Area	Army Active	Landstuhl	6	6,634	0	0	2	1,045	0	127	2.9	0	3	0
Buechel AB	AF Active	Buechel	3	5,199	0	0	7	38,502	0	0	16.0	136	0	1
Buedingen Ammo Area	Army Active	Buedingen	10	26,847	0	0	0	0	0	10	30.8	0	0	0
Buedingen Army Heliport	Army Active	Buedingen	6	17,207	0	0	0	0	0	29	22.0	0	0	0
Butzbach Training Area & Range	Army Active	Butzbach	3	3,248	0	0	0	0	0	160	9.0	0	0	0
Cambrai Fritsch Kaserne	Army Active	Darmstadt	17	23,262	0	0	43	978,579	0	66	273.2	110	89	254
Camp Oppenheim Training Area	Army Active	Oppenheim	0	0	0	0	0	0	0	132	0.3	0	0	0
Campbell Barracks	Army Active	Heidelberg	19	53,448	0	0	27	947,540	0	42	296.2	1,349	598	569
Campo Pond Training Area	Army Active	Hanau	18	20,194	0	0	1	153	0	249	12.1	0	4	3
Cardwell Village Family Housing	Army Active	Hanau	0	0	0	0	15	267,994	0	10	46.4	0	0	0
Coleman Barracks	Army Active	Mannheim	74	344,299	0	0	100	1,408,085	0	554	605.7	1,738	123	456
Coleman Village Family Housing	Army Active	Gelnhausen	7	77,276	0	0	22	828,063	0	31	142.7	0	0	22
Conn Barracks	Army Active	Schweinfurt	184	799,118	0	0	48	1,319,193	0	502	593.9	2,394	19	225
Crestview Housing Area	Army Active	Wiesbaden	0	0	0	0	63	1,106,135	0	33	147.2	0	0	0
Daenner Kaserne	Army Active	Kaiserlautern	20	34,217	0	0	16	373,840	0	24	101.3	234	29	548
Darmstadt Training Center	Army Active	Darmstadt	15	23,115	0	0	5	43,897	0	125	25.9	535	81	129
Dautphe Boy Scout Camp	Army Active	Dautphe	18	4,339	0	0	12	12,933	0	182	9.1	0	0	0
Dexheim Family Housing	Army Active	Dexheim	41	197,054	0	0	14	266,085	0	32	83.3	0	0	0
East Camp Grafenwoehr	Army Active	Hof	394	1,187,866	0	0	586	3,535,733	0	2,698	1,418.7	1,620	167	897
Echterdingen Airfield	Army Active	Stuttgart	11	24,734	0	0	16	161,505	0	54	64.0	50	15	66
Edingen Radio Receiver Fac	Army Active	Heidelberg	0	0	0	0	0	0	0	45	0.6	2	0	0
Egelsbach Transmitter Fac	Army Active	Langen	1	2,299	0	0	5	6,762	0	76	4.5	0	0	0
Einsiedlerhof Maintenance Annex	AF Active	Einsiedlerhof	2	9,773	0	0	4	105,302	0	14	31.2	0	0	0
Einsiedlerhof Storage Annex	AF Active	Einsiedlerhof	9	96,575	0	0	15	284,718	0	28	76.3	48	25	0
Einsiedlerkoepfe Training Annex	AF Active	Kaiserlautern	3	5,232	0	0	1	9,630	0	311	7.4	0	0	0
Ernst Ludwig Kaserne	Army Active	Darmstadt	1	2,870	0	0	2	30,287	0	13	12.4	0	1	0
Finthen Airfield	Army Active	Mainz	18	11,662	0	0	1	855	0	108	8.7	0	0	0
Fintherlandstr Family Housing	Army Active	Mainz	0	0	0	0	18	190,855	0	9	26.3	0	0	0
Fliegerhorst Airfield Kaserne	Army Active	Hanau	50	269,215	0	0	94	1,795,058	0	623	621.5	362	14	26
Flynn FH & Training Areas	Army Active	Bamberg	94	249,099	0	0	62	1,392,967	0	2,619	303.7	0	0	108
Freihoelser Training Area	Army Active	Amberg	10	11,245	0	0	0	0	0	339	12.8	0	0	0
Friedberg Training & Storage Area	Army Active	Friedberg	14	23,736	0	0	0	0	0	9,293	30.1	0	0	0
Friedrichsfeld QM Service Ctr	Army Active	Mannheim	12	5,140	0	0	6	228,300	0	39	58.1	1	28	144
Friedrichsfeld Storage Area	Army Active	Mannheim	2	276	0	0	1	56,051	0	17	9.0	0	5	20
Funari Barracks	Army Active	Mannheim	9	35,377	0	0	16	317,514	0	27	92.8	177	244	228

* Sites having assets that are Federally funded (e.g., owned, lease, licence, permit) and State-owned interest.

** US Locations that do not meet criteria of at least ten (10) Acres AND at least \$10M PRV. US Territories and Non-US Locations that do not meet criteria of at least ten (10) Acres OR at least \$10M PRV.

DEPARTMENT OF DEFENSE
Base Structure Report - As of 30 Sept 2007

SITE	BRAC 2005	COMPONENT	NAME NEAREST CITY	BUILDINGS						ACRES OWNED	TOTAL ACRES	PRV (\$M)	MIL	CIV	OTHER
				OWNED		LEASED		OTHER							
				COUNT	SQFT	COUNT	SQFT	COUNT	SQFT						
Garmisch Family Housing		Army Active	Garmisch	5	2,452	0	0	20	345,004	0	83	66.5	0	0	106
Garmisch Golf Course		Army Active	Garmisch	8	8,141	0	0	1	3,321	0	72	8.3	0	0	0
Geilenkirchen AB		AF Active	Geilenkirchen	8	34,865	1	4,924	14	120,921	0	0	40.5	535	26	11
General Abrams Hotel and Disp		Army Active	Garmisch	0	0	0	0	11	217,831	0	11	57.4	0	0	0
General Patton Hotel		Army Active	Garmisch	0	0	0	0	1	67,190	0	2	17.5	0	0	0
George C Marshall Vil Family Housing		Army Active	Giessen	5	1,751	0	0	32	785,888	0	42	118.7	0	0	0
Germersheim Army Depot		Army Active	Germersheim	119	1,437,101	0	0	21	463,890	0	454	487.6	10	2	523
Giebelstadt		Army Active	Geibelstadt	0	0	15	92,452	0	0	0	0	11.0	0	0	0
Giessen		Army Active	Giessen	0	0	2	103,482	0	0	0	0	25.1	0	0	0
Giessen Community Facilities		Army Active	Giessen	9	71,154	0	0	1	3,756	0	18	21.7	0	0	0
Giessen General Depot		Army Active	Giessen	88	776,401	0	0	99	2,394,277	0	541	710.3	58	213	669
Grafenwoehr		Army Active	Grafenwoehr	0	0	729	2,259,791	0	0	0	85	261.6	15	0	0
Grafenwoehr Training Area		Army Active	Grafenwoehr	557	371,969	0	0	12	11,852	0	51,676	631.2	586	0	1
Griesheim Airfield		Army Active	Darmstadt	26	47,291	0	0	21	252,491	0	73	73.5	1	0	131
Grossauheim Kaserne		Army Active	Gross Auheim	12	119,223	0	0	35	815,134	0	45	237.1	124	1	155
Gruenstadt AAFES Fac		Army Active	Gruenstadt	9	50,006	0	0	13	322,388	0	18	100.4	0	0	351
Gruenstadt Communications Sta		Army Active	Gruenstadt	1	533	0	0	1	90	0	65	6.8	0	0	0
Hainerberg Housing and Shop Ctr		Army Active	Wiesbaden	20	91,008	0	0	98	2,505,154	0	165	417.2	0	0	708
Hammonds Barracks		Army Active	Heidelberg	1	229	0	0	9	254,771	0	17	71.4	50	245	221
Hausberg Ski Area		Army Active	Garmisch	2	8,461	0	0	0	0	17	30	1.1	0	0	0
Heidelberg		Army Active	Heidelberg	0	0	71	136,203	0	0	0	0	16.2	70	2	0
Heidelberg Army Heliport		Army Active	Heidelberg	12	17,237	0	0	8	49,601	0	45	44.0	17	1	57
Heidelberg Community Sup Ctr		Army Active	Heidelberg	22	56,163	0	0	13	362,600	0	27	96.9	25	54	630
Heidelberg Golf Course		Army Active	Heidelberg	12	17,727	0	0	0	0	0	125	18.7	0	0	33
Heidelberg Hospital		Army Active	Heidelberg	6	1,959	0	0	21	514,583	0	23	196.8	774	197	236
Hill 365 Radio Relay Fac		Army Active	Kaiserlautern	4	814	0	0	1	3,948	0	17	2.7	0	0	0
Hochspeyer Ammo Storage Annex		AF Active	Landstuhl	30	56,384	0	0	5	14,443	0	88	36.1	0	0	0
Hohenfels		Army Active	Hohenfels	0	0	540	1,320,283	0	0	0	1	155.6	6	1	0
Hohenfels Training Area		Army Active	Hohenfels	653	1,503,648	1	151	361	1,791,088	0	40,023	1,271.8	1,390	207	1,162
Hommertshausen Girl Scout Camp		Army Active	Mannheim	22	10,478	0	0	0	0	0	84	4.5	0	0	0
Hoppstaedten Waterworks		Army Active	Baumholder	2	3,085	0	0	2	21,854	0	22	55.8	0	0	0
Husterhoeh Communication Site		AF Active	Pirmasens	2	1,200	0	0	5	16,617	0	185	6.6	0	0	0
Husterhoeh Kaserne		Army Active	Pirmasens	41	514,476	0	0	27	545,944	0	126	195.3	30	39	482
Hutier Kaserne		Army Active	Hanau	9	158,920	0	0	14	352,345	0	55	171.9	0	0	39
Idar Oberstein Family Housing		Army Active	Idar Oberstein	4	364	0	0	15	446,248	0	27	59.3	0	0	0

* Sites having assets that are Federally funded (e.g., owned, lease, licence, permit) and State-owned interest.

** US Locations that do not meet criteria of at least ten (10) Acres AND at least \$10M PRV. US Territories and Non-US Locations that do not meet criteria of at least ten (10) Acres OR at least \$10M PRV.

DEPARTMENT OF DEFENSE
Base Structure Report - As of 30 Sept 2007

SITE	BRAC 2005	COMPONENT	NAME NEAREST CITY	BUILDINGS						ACRES OWNED	TOTAL ACRES	PRV (\$M)	MIL	CIV	OTHER
				OWNED		LEASED		OTHER							
				COUNT	SQFT	COUNT	SQFT	COUNT	SQFT						
Illesheim Leased		Army Active	Illesheim	0	0	80	209,171	0	0	0	2	24.8	7	0	0
Jefferson Village Family Housing		Army Active	Darmstadt	6	582	0	0	12	354,331	0	23	72.3	46	18	51
John F Dulles Village Family Housing		Army Active	Giessen	1	161	0	0	15	419,853	0	22	63.4	0	0	0
Kaiserslautern		Army Active	Kaiserslautern	1	44,485	0	0	0	0	0	465	18.8	39	32	54
Kaiserslautern Army Depot		Army Active	Kaiserslautern	102	729,630	0	0	67	949,981	0	635	404.4	9	32	790
Kaiserslautern Equip Spt Ctr		Army Active	Kaiserslautern	22	36,664	0	0	19	180,775	0	51	51.6	44	12	129
Kaiserslautern FH Annex #3		AF Active	Kaiserslautern	0	0	0	0	28	195,020	0	12	28.6	0	0	0
Kaiserslautern Water System Annex		AF Active	Kaiserslautern	1	182	0	0	2	7,448	0	4	10.4	0	0	0
Kapaun Administration Annex		AF Active	Kaiserslautern	21	99,546	0	0	35	514,047	0	114	190.9	136	8	4
Kastel Housing Area		Army Active	Wiesbaden	5	16,133	0	0	11	373,960	0	28	76.2	0	0	0
Katterbach Kaserne		Army Active	Ansbach	47	198,081	0	0	102	2,526,816	1	439	725.9	1,207	34	459
Kefurt & Craig Village Family Housing		Army Active	Stuttgart	0	0	0	0	41	1,048,337	0	38	154.5	0	0	17
Kelley Barracks (GE44E)		Army Active	Darmstadt	28	257,047	0	0	16	387,192	0	119	180.7	251	6	26
Kelley Barracks (GE44F)		Army Active	Stuttgart	44	96,768	0	0	28	702,603	6	72	208.0	31	221	407
Kilbourne Kaserne		Army Active	Heidelberg	7	10,496	0	0	17	87,076	0	13	31.9	76	103	11
Kleber Kaserne		Army Active	Kaiserslautern	46	279,150	0	0	31	785,007	0	77	289.4	796	54	637
Kornwestheim Golf Course		Army Active	Stuttgart	4	21,936	0	0	1	435	0	320	14.2	0	0	28
Lampertheim Training Area		Army Active	Lampertheim	4	722	0	0	1	864	0	4,128	25.0	0	0	0
Landstuhl FH Annex O3		AF Active	Landstuhl	11	44,606	0	0	26	690,967	0	52	134.9	0	0	0
Landstuhl Heliport		Army Active	Landstuhl	32	80,873	0	0	0	0	0	113	49.1	59	23	33
Landstuhl Hospital		Army Active	Landstuhl	70	223,391	0	0	66	1,192,858	0	165	501.1	812	339	491
Landstuhl Maintenance Site		AF Active	Ramstein	34	123,705	0	0	6	25,531	0	25	36.0	0	0	0
Landstuhl Maintenance Site #2		AF Active	Spesbach	8	32,419	0	0	5	15,142	0	7	17.9	0	0	0
Langen Terrace FH Area		Army Active	Langen	11	15,195	0	0	15	285,521	0	16	46.3	0	3	0
Langerkopf Rad Rel Site		AF Active	Leimen	5	38,394	0	0	4	8,614	0	7	16.9	0	0	0
Ledward Barracks		Army Active	Schweinfurt	148	249,821	0	0	54	1,387,709	0	161	444.4	1,635	113	749
Leighton Barracks		Army Active	Wurzburg	139	535,122	0	0	118	2,484,250	0	333	609.8	218	75	827
Lincoln Village Family Housing		Army Active	Darmstadt	47	141,501	0	0	41	1,243,547	0	56	222.3	0	13	119
Mainz		Army Active	Mainz	0	0	1	1,967	2	11,270	0	120	1.8	0	0	0
Mainz-Kastel Station		Army Active	Wiesbaden	8	20,565	0	0	26	755,038	0	58	164.7	85	22	658
Mannheim Class III Point		Army Active	Mannheim	6	13,526	0	0	6	14,125	0	28	16.2	0	0	14
Mark Twain Village Family Housing		Army Active	Heidelberg	8	30,518	0	0	69	2,022,649	0	75	374.7	195	287	418
McArthur Place Family Housing		Army Active	Friedberg	1	2,294	0	0	14	190,998	0	10	30.9	0	0	0
McCully Barracks		Army Active	Mainz	22	252,054	0	0	38	360,518	0	74	187.3	328	6	20

* Sites having assets that are Federally funded (e.g., owned, lease, licence, permit) and State-owned interest.

** US Locations that do not meet criteria of at least ten (10) Acres AND at least \$10M PRV. US Territories and Non-US Locations that do not meet criteria of at least ten (10) Acres OR at least \$10M PRV.

DEPARTMENT OF DEFENSE
Base Structure Report - As of 30 Sept 2007

SITE	BRAC 2005	COMPONENT	NAME NEAREST CITY	BUILDINGS						ACRES OWNED	TOTAL ACRES	PRV (\$M)	MIL	CIV	OTHER
				OWNED		LEASED		OTHER							
				COUNT	SQFT	COUNT	SQFT	COUNT	SQFT						
Messel Small Arms Range		Army Active	Darmstadt	6	5,754	0	0	2	752	0	52	8.7	0	0	0
Miesau		Army Active	Miesau	0	0	0	0	0	0	0	7	10.1	0	0	0
Miesau Ammo Depot		Army Active	Miesau	122	837,762	0	0	509	1,564,434	0	2,326	721.9	380	25	227
Moehringen Family Housing		Army Active	Stuttgart	0	0	0	0	31	390,307	0	32	52.1	0	0	1
Nathan Hale QM Area		Army Active	Darmstadt	18	58,407	0	0	27	369,218	0	39	93.8	129	26	340
Neubruecke Hospital		Army Active	Baumholder	7	32,875	0	0	20	297,814	0	55	109.1	0	0	28
New Argonner Family Housing		Army Active	Hanau	12	243,467	0	0	44	633,587	0	85	175.7	68	35	102
Oberammergau NATO School		Army Active	Garmisch	3	1,827	0	0	4	43,010	0	0	12.5	15	4	389
Oberdachstetten Training Area		Army Active	Ansbach	18	23,484	0	0	35	73,379	0	799	48.2	0	0	0
Oberweis Annex		AF Active	Spangdahlem AB	12	9,913	0	0	34	128,124	0	108	48.0	0	0	0
Oftersheim Small Arms Range		Army Active	Heidelberg	5	3,707	0	0	3	9,551	0	35	7.8	0	0	4
Panzer Kaserne (GE642)		Army Active	Kaiserlautern	1	334	0	0	10	303,644	0	19	87.6	109	258	221
Panzer Kaserne (GE643)		Army Active	Stuttgart	24	94,115	0	0	39	1,215,987	2	90	342.0	627	24	247
Patch Barracks		Army Active	Stuttgart	47	316,335	0	0	41	1,202,953	1	110	422.8	758	288	1,676
Patrick Henry Village Family Housing		Army Active	Heidelberg	53	419,566	0	0	192	2,949,167	0	250	626.1	29	30	710
Patton Barracks		Army Active	Heidelberg	29	84,676	0	0	27	659,033	0	37	201.7	344	261	147
Pendleton Barracks		Army Active	Giessen	4	13,560	0	0	4	113,203	0	38	39.6	6	14	10
Pfeffelbach Waterworks		Army Active	Baumholder	1	78	0	0	2	16,896	0	57	29.8	0	0	0
Pioneer Kaserne		Army Active	Hanau	17	36,678	0	0	51	1,045,420	0	95	296.8	411	145	283
Pioneer Village Family Housing		Army Active	Hanau	3	78,781	0	0	48	1,451,483	0	61	251.3	0	0	14
Pruem AS		AF Active	Spangdahlem AB	16	39,221	0	0	4	30,985	0	50	30.2	0	0	0
Pulaski Barracks		Army Active	Kaiserlautern	32	65,377	0	0	35	214,026	0	131	93.3	140	84	210
Ramstein AB		AF Active	Landstuhl	323	3,313,421	0	0	361	6,824,390	0	3,102	3,297.7	8,135	813	1,628
Ramstein Storage Annex		AF Active	Kaiserlautern	4	177,729	0	0	2	46,518	0	85	78.6	0	0	0
Ray Barracks		Army Active	Friedberg	98	708,677	0	0	63	852,693	0	188	445.1	12	6	3
Rheinblick Rec Annex		Army Active	Wiesbaden	1	35	0	0	2	14,052	0	172	11.3	0	0	39
Rhine Ordnance Barracks		Army Active	Kaiserlautern	101	436,070	0	0	902	1,984,485	0	3,037	829.0	626	22	205
Robinson Barracks		Army Active	Stuttgart	4	80,931	0	0	5	19,162	1	24	26.0	0	0	90
Robinson-Grenadier Family Housing		Army Active	Stuttgart	8	1,679	0	0	63	1,504,096	0	135	234.4	0	6	14
Roman Way Village Family Housing		Army Active	Butzbach	17	97,068	0	0	43	1,287,570	0	63	201.9	22	9	5
Rottershausen Ammo Storage Area		Army Active	Schweinfurt	5	9,520	0	0	25	47,775	0	186	10.4	0	0	0
Sambach AFN Fac		Army Active	Sembach AB	0	0	0	0	3	1,999	0	10	0.9	0	0	0
Schweinfurt		Army Active	Schweinfurt	0	0	129	1,172,096	0	0	0	0	135.9	23	0	0

* Sites having assets that are Federally funded (e.g., owned, lease, licence, permit) and State-owned interest.

** US Locations that do not meet criteria of at least ten (10) Acres AND at least \$10M PRV. US Territories and Non-US Locations that do not meet criteria of at least ten (10) Acres OR at least \$10M PRV.

DEPARTMENT OF DEFENSE
Base Structure Report - As of 30 Sept 2007

SITE	BRAC 2005	COMPONENT	NAME NEAREST CITY	BUILDINGS						ACRES OWNED	TOTAL ACRES	PRV (\$M)	MIL	CIV	OTHER
				OWNED		LEASED		OTHER							
				COUNT	SQFT	COUNT	SQFT	COUNT	SQFT						
Schweinfurt Training Areas		Army Active	Schweinfurt	111	82,741	0	0	6	12,606	0	10,803	40.0	0	0	0
Schwetzingen Training Area		Army Active	Heidelberg	1	343	0	0	0	0	0	277	0.9	0	0	0
Sembach Admin Annex (Wing HQ)	R	AF Active	Landstuhl	34	556,479	0	0	79	1,771,505	0	279	546.5	483	82	37
Sheridan Barracks		Army Active	Garmisch	3	301,799	0	0	11	401,133	0	29	155.3	0	5	126
Shipton Kaserne		Army Active	Ansbach	18	14,480	0	0	19	248,991	0	386	91.4	783	2	8
Siegenburg Air Range		AF Active	Spangdahlem AB	3	2,730	0	0	5	7,706	0	681	5.6	0	1	8
Smith Barracks		Army Active	Baumholder	176	623,244	0	0	194	3,088,856	0	1,018	1,159.0	3,989	331	1,058
South Camp Vilseck		Army Active	Vilseck	876	4,423,524	0	0	138	1,327,461	0	2,193	1,400.7	4,203	383	1,748
Spangdahlem AB		AF Active	Spangdahlem AB	185	1,424,060	0	0	215	2,335,870	0	1,619	1,743.6	4,077	201	461
Spangdahlem Waste Annex		AF Active	Spangdahlem AB	2	2,586	0	0	2	4,105	0	3	37.0	0	0	0
Speicher FH Annex		AF Active	Spangdahlem AB	0	0	102	234,681	0	0	0	12	26.8	0	0	0
Spinelli Barracks		Army Active	Mannheim	31	14,389	0	0	68	1,479,648	0	198	331.5	730	59	201
St Barbara Village Family Housing		Army Active	Darmstadt	21	6,868	0	0	22	82,352	0	11	16.6	0	0	0
Sten Kaserne		Army Active	Heidelberg	3	12,184	0	0	11	52,321	0	10	23.3	22	16	63
Steuben & Weicht Vil Family Housing		Army Active	Stuttgart	2	782	0	0	54	555,685	0	48	80.8	0	0	1
Storck Barracks		Army Active	Illesheim	34	61,383	0	0	91	1,863,751	0	441	572.2	1,064	42	293
Strassburg Kaserne		Army Active	Baumholder	5	3,178	0	0	25	483,175	0	39	128.4	514	0	76
Stuttgart Dependent School		Army Active	Stuttgart	1	301	0	0	4	167,796	0	11	43.9	0	0	34
Sullivan Barracks		Army Active	Mannheim	22	218,767	0	0	47	901,107	0	111	297.4	665	27	593
Sulzheim Training Area		Army Active	Schweinfurt	1	182	0	0	1	190	0	145	9.7	0	0	0
Taylor Barracks		Army Active	Mannheim	62	195,568	0	0	24	655,790	0	113	252.4	910	128	458
Tiergarten Training Area		Army Active	Hanau	2	295	0	0	0	0	0	246	1.2	0	0	0
Tompkins Barracks		Army Active	Heidelberg	27	64,280	0	0	29	604,808	0	88	209.1	318	108	173
Turley Barracks		Army Active	Mannheim	12	6,248	0	0	32	537,069	0	33	159.1	0	0	2
Vilseck		Army Active	Vilseck	0	0	134	675,897	0	0	0	31	78.6	41	0	0
Vogelweh FH Annex		AF Active	Kaiserlautern	88	551,422	0	0	161	3,753,585	0	634	778.3	0	0	0
Wackernhm-Schwabenwaeldchen TA		Army Active	Mainz	2	1,599	0	0	7	3,886	0	23	3.5	0	0	0
Warner Barracks		Army Active	Bamberg	183	294,679	0	0	117	2,638,231	0	209	819.8	2,841	204	979
Warner Barracks Family Housing		Army Active	Bamberg	4	746	0	0	13	337,013	0	13	55.8	0	0	0
Weilimdorf Warehouse		Army Active	Stuttgart	0	0	0	0	2	61,758	0	4	11.4	0	0	4
Weisskirchen AFN Trans Fac		Army Active	Weisskirchen	0	0	0	0	6	13,519	0	18	14.2	0	0	0
Wetzel Family Housing		Army Active	Baumholder	7	31,099	0	0	35	1,230,185	0	131	187.1	0	0	64
Wetzel Kaserne		Army Active	Baumholder	14	93,900	0	0	8	94,670	0	215	68.8	0	1	111
Wiesbaden Army Airfield		Army Active	Wiesbaden	49	325,226	0	0	135	2,099,057	0	638	740.1	2,266	305	956
Wiesbaden Small Arms Range		Army Active	Wiesbaden	3	6,419	0	0	7	8,398	0	26	5.1	0	0	0

* Sites having assets that are Federally funded (e.g., owned, lease, licence, permit) and State-owned interest.

** US Locations that do not meet criteria of at least ten (10) Acres AND at least \$10M PRV. US Territories and Non-US Locations that do not meet criteria of at least ten (10) Acres OR at least \$10M PRV.

DEPARTMENT OF DEFENSE
Base Structure Report - As of 30 Sept 2007

SITE	BRAC 2005	COMPONENT	NAME NEAREST CITY	BUILDINGS						ACRES OWNED	TOTAL ACRES	PRV (\$M)	MIL	CIV	OTHER
				OWNED		LEASED		OTHER							
				COUNT	SQFT	COUNT	SQFT	COUNT	SQFT						
Wolfgang Kaserne		Army Active	Hanau	21	309,512	0	0	9	126,077	0	98	112.1	1	0	360
Wuerzburg		Army Active	Wuerzburg	0	0	14	190,670	0	0	0	0	22.6	0	0	0
Wuerzburg Hospital		Army Active	Wuerzburg	6	197,180	0	0	4	405,519	0	14	223.9	281	159	491
Yorkhof Kaserne		Army Active	Hanau	0	0	0	0	9	128,926	0	5	35.8	31	133	131
** OTHER SITE(S) : 60				73	171,486	87	268,089	99	505,064	2	157	252.8	325	47	127
Germany Total:				7,011	31,571,404	2,210	7,730,004	8,152	118,416,176	33	159,835	39,785.0	55,147	8,920	33,468
<u>Greece</u>															
Marathi Pier Area		Navy Active	Soudha Bay	8	16,435	0	0	0	0	0	0	106.0	0	0	0
NATO Ordnance Area		Navy Active	Soudha Bay	0	0	0	0	15	68,700	0	0	22.9	0	0	0
NSA Souda Bay		Navy Active	Soudha Bay	44	331,760	0	0	0	0	0	101	181.6	358	59	147
** OTHER SITE(S) : 4				14	62,931	1	2,454	10	28,408	0	0	21.9	0	0	0
Greece Total:				66	411,126	1	2,454	25	97,108	0	101	332.3	358	59	147
<u>Greenland</u>															
Thule AB		AF Active	Thule	242	2,523,680	0	0	0	0	0	233,034	1,015.5	133	2	0
Greenland Total:				242	2,523,680	0	0	0	0	0	233,034	1,015.5	133	2	0
<u>Hong Kong</u>															
** OTHER SITE(S) : 1				0	0	0	0	0	0	0	0	0.0	11	0	0
Hong Kong Total:				0	0	0	0	0	0	0	0	0.0	11	0	0
<u>Iceland</u>															
Grindavik, Iceland		Navy Active	Grindavik	7	16,661	0	0	0	0	0	1,049	21.2	0	0	0
** OTHER SITE(S) : 2				0	0	0	0	0	0	0	0	0.0	0	0	0
Iceland Total:				7	16,661	0	0	0	0	0	1,049	21.2	0	0	0
<u>Indonesia</u>															
Naval Medical Research Unit Two Djakarta		Navy Active	Jakarta, Java	0	0	0	0	4	45,946	0	0	11.7	93	4	3
** OTHER SITE(S) : 2				3	3,176	0	0	0	0	0	0	1.3	0	0	0
Indonesia Total:				3	3,176	0	0	4	45,946	0	0	13.0	93	4	3
<u>Italy</u>															
Augusta Bay		Navy Active	Catania	30	137,923	0	0	0	0	0	0	63.0	0	0	0
Aviano AB		AF Active	Aviano AB	94	687,233	0	0	88	1,457,554	0	1,207	738.2	3,504	196	388

* Sites having assets that are Federally funded (e.g., owned, lease, licence, permit) and State-owned interest.

** US Locations that do not meet criteria of at least ten (10) Acres AND at least \$10M PRV. US Territories and Non-US Locations that do not meet criteria of at least ten (10) Acres OR at least \$10M PRV.

DEPARTMENT OF DEFENSE
Base Structure Report - As of 30 Sept 2007

SITE	BRAC 2005	COMPONENT	NAME NEAREST CITY	BUILDINGS						ACRES OWNED	TOTAL ACRES	PRV (\$M)	MIL	CIV	OTHER
				OWNED		LEASED		OTHER							
				COUNT	SQFT	COUNT	SQFT	COUNT	SQFT						
Aviano Ammunition Storage Annex		AF Active	Aviano AB	3	6,415	0	0	34	96,655	0	47	26.7	0	0	0
Aviano Bachelor Housing Annex #1		AF Active	Aviano AB	17	255,539	2	46,140	7	345,448	0	39	136.7	0	0	0
Aviano Bachelor Housing Annex #2		AF Active	Aviano AB	6	217,020	0	0	9	82,950	0	13	59.6	0	0	0
Aviano FH Annex #5		AF Active	Aviano AB	0	0	149	310,265	5	8,408	0	0	26.7	0	0	0
Aviano Maintenance Annex		AF Active	Aviano AB	6	4,785	0	0	9	111,928	0	8	19.6	0	0	0
Aviano Storage Annex		AF Active	Aviano AB	0	0	4	143,931	0	0	0	6	14.0	0	0	0
Camp Darby		Army Active	Camp Darby	145	647,768	0	0	0	0	0	159	239.1	123	77	435
Camp Ederle		Army Active	Vicenza	247	1,365,699	0	0	49	507,417	0	147	647.9	2,413	378	1,422
Capodichino		Navy Active	Naples	46	953,783	0	0	2	32,965	0	58	415.4	0	0	0
Carney Park		Navy Active	Naples	20	16,514	4	11,258	0	0	0	53	24.4	0	0	0
Coltano Troposcatter Site		Army Active	Coltano	9	44,496	0	0	0	0	0	289	18.1	0	0	17
Dal Molin Airfield		Army Active	Vicenza	7	5,142	0	0	3	20,678	0	0	33.4	4	0	3
Fontanafredda FH Site		AF Active	Aviano AB	0	0	54	292,552	1	1,668	0	1	34.2	0	0	0
Gaeta		Navy Active	Gaeta	3	2,024	2	4,281	10	60,899	0	14	35.1	84	0	1
Ghedi Radio Relay Site		AF Active	Ghedi	13	38,022	0	0	3	19,031	0	1	16.0	137	0	3
Livorno		Army Active	Livorno	0	0	58	212,049	0	0	0	0	26.3	11	11	9
Livorno Supply and Maint Area		Army Active	Livorno	112	795,978	0	0	0	0	0	277	225.1	41	16	350
Livorno Training Area		Army Active	Livorno	5	5,727	0	0	0	0	0	50	6.8	0	0	0
Longare Communications Site		Army Active	Vicenza	5	7,071	0	0	28	86,169	0	52	36.5	58	1	15
Maniago FH Site		AF Active	Aviano AB	0	0	19	168,008	0	0	0	1	19.5	0	0	0
MOMAG		Navy Active	Sigonella Sicily	0	0	0	0	26	89,928	0	0	32.0	0	0	0
NAS 1 Support Area		Navy Active	Catania	43	841,550	2	68,521	0	0	0	10	314.7	0	0	0
NAS Sigonella		Navy Active	Sigonella Sicily	0	0	1	300	0	0	0	90	0.0	1,056	285	684
NAS Sigonella Belpasso Hsg		Navy Active	Catania	1	11,646	148	953,772	0	0	0	104	121.4	0	0	0
NAS Sigonella Mineo Housing		Navy Active	Sigonella Sicily	0	0	113	755,618	0	0	0	62	106.5	0	0	0
NATO Airfield Area		Navy Active	Sigonella Sicily	106	1,251,974	0	0	5	24,524	0	235	621.5	0	0	0
NATO Magazine Area		Navy Active	Catania	0	0	0	0	0	0	0	40	0.7	0	0	0
NATO Ordnance Facility		Navy Active	Sigonella Sicily	29	75,204	0	0	0	0	0	172	40.3	0	0	0
NSA La Maddalena		Navy Active	La Maddalena	5	4,364	11	62,417	0	0	0	21	19.1	110	55	112
NSA La Maddalena - Paradiso		Navy Active	La Maddalena	0	0	4	111,506	0	0	0	1,859	30.8	0	0	0
NSA La Maddalena - Santo Stefano		Navy Active	La Maddalena	8	11,516	0	0	0	0	0	1,100	9.3	0	0	0
NSA La Maddalena - Trinita		Navy Active	La Maddalena	1	2,190	48	362,171	0	0	0	437	46.3	0	0	0
NSA Naples Support Site		Navy Active	Naples	2	188,925	164	2,312,078	0	0	0	228	502.5	0	0	0
NSA Naples Various Location Housing		Navy Active	Naples	0	0	13	625,882	0	0	0	0	71.1	0	0	0
Paterno		Navy Active	Sigonella Sicily	0	0	14	207,092	0	0	0	0	29.6	0	0	0

* Sites having assets that are Federally funded (e.g., owned, lease, licence, permit) and State-owned interest.

** US Locations that do not meet criteria of at least ten (10) Acres AND at least \$10M PRV. US Territories and Non-US Locations that do not meet criteria of at least ten (10) Acres OR at least \$10M PRV.

DEPARTMENT OF DEFENSE
Base Structure Report - As of 30 Sept 2007

SITE	BRAC 2005	COMPONENT	NAME NEAREST CITY	BUILDINGS						ACRES OWNED	TOTAL ACRES	PRV (\$M)	MIL	CIV	OTHER
				OWNED		LEASED		OTHER							
				COUNT	SQFT	COUNT	SQFT	COUNT	SQFT						
Pisa Ammo Storage Area		Army Active	Pisa	222	514,141	0	0	0	0	0	2,093	199.4	2	0	28
Pordenone FH Site		AF Active	Aviano AB	0	0	12	141,646	0	0	0	1	16.4	0	0	0
Roveredo Storage Annex		AF Active	Aviano AB	0	0	16	96,027	0	0	0	3	11.2	0	0	0
San Vito Dei Normanni AS		AF Active	Brindisi	2	3,980	0	0	0	0	0	25	3.2	0	0	0
Sedrano FH Site		AF Active	Aviano AB	0	0	10	88,816	0	0	0	1	10.3	0	0	0
Vicenza		Army Active	Vicenza	2	3,973	139	1,000,368	1	11,860	0	5	146.2	6	1	0
Vicenza Basic Load Storage Area		Army Active	Vicenza	16	29,742	0	0	0	0	0	34	13.8	1	3	0
Vicenza Family Housing		Army Active	Vicenza	313	567,029	0	0	1	2,793	0	82	93.3	0	0	46
** OTHER SITE(S) : 38				62	101,642	44	272,114	16	79,037	0	57	102.6	5,526	626	879
Italy Total:				1,580	8,799,015	1,031	8,246,812	297	3,039,912	0	9,082	5,403.9	13,076	1,649	4,392
Japan															
Akasaka Press Center		Army Active	Tokyo	1	160	0	0	5	162,027	0	8	45.7	1	10	236
Akasaki POL Dep-5032		Navy Active	Sasebo	47	108,605	0	0	42	129,294	0	190	297.2	0	0	0
Akizuki Ammunition Depot		Army Active	Akizuki	14	6,719	0	0	55	421,571	0	138	162.7	0	3	126
Awase		Navy Active	Kadena Air Base Okinawa	7	14,528	0	0	0	0	0	118	17.2	0	0	0
Azuma - 3090		Navy Active	Yokosuka	44	52,103	0	0	33	110,142	0	201	390.1	0	0	0
Camp Courtney FH Annex		AF Active	Camp Courtney	0	0	0	0	80	1,127,749	0	65	155.8	0	0	0
Camp Courtney-6029		MC Active	Tengan	85	288,552	0	0	129	1,693,789	0	331	501.6	2	3	0
Camp Foster-6044		MC Active	Zukeran	1,462	3,387,452	0	0	267	4,489,387	0	1,588	1,924.6	2,015	3,633	2,483
Camp Fuji Japan-3127		MC Active	Camp Fuji	40	62,430	0	0	45	466,251	0	291	224.9	0	0	0
Camp Gonsalves		MC Active	Henoko Okinawa	22	17,881	0	0	2	15,653	0	19,356	17.2	0	0	0
Camp Hansen-6011		MC Active	Onna Okinawa	134	523,516	0	0	131	2,615,929	0	12,647	1,070.8	0	0	0
Camp Kinser-6056		MC Active	Makiminato Okinawa	163	2,748,343	0	0	116	3,284,282	0	676	1,419.7	0	0	0
Camp Kuwae FH Annex		AF Active	Koza	0	0	0	0	158	577,533	0	70	81.0	0	0	0
Camp Lester - 6043		MC Active	Chatan Okinawa	163	637,906	0	0	74	526,814	0	167	311.9	0	0	0
Camp McTureous - 6031		MC Active	Tengan	7	87,908	0	0	90	734,570	0	94	205.0	0	0	0
Camp McTureous FH Annex		AF Active	Koza	0	0	0	0	81	680,244	0	64	92.9	0	0	0
Camp Schwab-6009		MC Active	Henoko Okinawa	91	284,713	0	0	44	1,046,263	0	5,097	456.0	0	0	0
Camp Shields FH Annex		AF Active	Camp Shields	0	0	0	0	94	485,106	0	89	101.3	0	0	0
Camp Shields-6032		Navy Active	Camp Shields	32	113,352	0	0	19	326,132	0	88	144.6	0	0	0
Camp Zama		Army Active	Sagamihara	132	566,785	0	0	212	2,374,023	0	578	1,031.2	491	555	2,370
Camp Zukeran FH Annex		AF Active	Camp Zukeran	0	0	0	0	1,001	2,962,600	0	453	385.9	0	0	0
Chitose Administration Annex		AF Active	Chitose	14	63,941	0	0	0	0	0	1,067	29.4	0	0	0
COMFLEACT Kadena Okinawa		Navy Active	Okinawa Island	2	1,562	0	0	115	576,176	0	120	260.5	1,721	201	220

* Sites having assets that are Federally funded (e.g., owned, lease, licence, permit) and State-owned interest.

** US Locations that do not meet criteria of at least ten (10) Acres AND at least \$10M PRV. US Territories and Non-US Locations that do not meet criteria of at least ten (10) Acres OR at least \$10M PRV.

DEPARTMENT OF DEFENSE
Base Structure Report - As of 30 Sept 2007

SITE	BRAC 2005	COMPONENT	NAME NEAREST CITY	BUILDINGS						ACRES OWNED	TOTAL ACRES	PRV (\$M)	MIL	CIV	OTHER
				OWNED		LEASED		OTHER							
				COUNT	SQFT	COUNT	SQFT	COUNT	SQFT						
COMFLEACT Sasebo JA		Navy Active	Sasebo	55	101,362	0	0	187	1,617,862	0	7,730	759.2	3,195	4	146
COMFLEACT Yokosuka		Navy Active	Yokosuka	273	466,822	0	0	565	9,183,778	0	2,662	3,899.0	9,763	475	3,438
Draughon Training Range		AF Active	Misawa AFB	5	5,047	0	0	7	13,709	0	1,889	15.3	0	0	0
Drydock Area-5030		Navy Active	Sasebo	1	506	0	0	13	22,454	0	0	181.4	0	0	0
Fuji Maneuver Ja - 3183		MC Active	Camp Fuji	0	0	0	0	0	0	0	33,091	0.0	1	0	0
Gimbaru Training Area - 6017		MC Active	Onna Okinawa	2	1,968	0	0	1	190	0	149	1.4	0	0	0
Hachinohe POL Dep-2006		Navy Active	Hachinohe	10	4,898	0	0	15	11,073	0	46	60.4	10	0	0
Hario Housing Area-5119		Navy Active	Sasebo	24	11,866	0	0	76	1,148,120	0	78	265.5	0	0	0
Hario Shima Ammo-5050		Navy Active	Sasebo	27	41,607	0	0	15	62,992	0	487	89.9	0	0	0
Henoko Ammo Area - 6010		MC Active	Henoko Okinawa	50	122,528	0	0	3	73,316	0	300	103.3	0	0	0
Hiro Ammunition Depot		Army Active	Kure	5	5,817	0	0	8	110,390	0	88	39.6	0	0	31
Idesuna Jima Air Range		AF Active	Nara	0	0	0	0	0	0	0	61	0.0	0	0	0
Ie Jima Aux Airfield		MC Active	Henoko Okinawa	11	15,096	0	0	5	5,959	0	1,981	20.4	0	0	0
Ikego Housing Area-3087		Navy Active	Ikego	41	47,870	0	0	139	2,415,966	0	708	543.7	0	0	0
Iorizaki POL Dep-5036		Navy Active	Sasebo	3	86	0	0	4	7,644	0	56	141.1	0	0	0
Itazuke Auxiliary Airfield		AF Active	Fukuoka	0	0	0	0	1	76,270	0	6	31.8	0	0	0
Iwo Jima-3181		Navy Active	Iwo Jima	0	0	0	0	46	311,555	0	243	307.6	0	0	0
Kachin Hanto Area A		Army Active	Gushikawa	14	7,914	0	0	5	7,162	0	32	41.8	0	0	0
Kadena AB		AF Active	Koza	1,487	5,321,254	0	0	746	7,693,577	0	4,919	4,346.3	7,554	537	1,949
Kadena Ammo Storage Annex		AF Active	Kadena Air Base Okinawa	361	1,782,199	0	0	84	586,749	0	6,077	867.5	0	0	0
Kami Seya-3096		Navy Active	Kami Seya	103	295,601	0	0	13	120,783	0	587	164.1	0	0	0
Kawakami Ammunition Depot		Army Active	Higashi-Hiroshima	67	127,837	0	0	48	229,524	0	644	162.5	0	3	140
Kin Blue Beach - 6020		MC Active	Onna Okinawa	0	0	0	0	0	0	0	94	1.5	0	0	0
Kisarazu-JGSDF-3033		Navy Active	Kisarazu	12	20,931	0	0	34	384,084	0	515	280.1	0	0	0
Kobi Sho Range-6084		Navy Active	Okinawa Island	0	0	0	0	0	0	0	216	0.0	0	0	0
Koshiba POL Dep-3113		Navy Active	Yokohama	0	0	0	0	0	0	0	104	0.0	0	0	0
Kure Pier 6		Army Active	Kure	7	3,960	0	0	9	61,851	0	4	24.2	53	4	80
Maebata - 5033		Navy Active	Sasebo	34	51,348	0	0	45	292,151	0	144	146.8	0	0	0
Makiminato Service Annex		AF Active	Urazoe, Okinawa	0	0	0	0	44	2,279,383	0	135	316.4	0	0	0
MCAS Futenma-6051		MC Active	Futemma Okinawa	227	923,248	0	0	51	805,032	0	1,187	774.4	410	65	20
MCAS Iwakuni		MC Active	Iwakuni	204	776,638	0	0	211	3,338,391	0	6,702	1,641.6	332	142	805
MCAS Iwakuni Housing		MC Active	Iwakuni	3	501	0	0	56	470,078	0	32	107.5	0	0	0
MCB Camp S D Butler ASP 2-6022		MC Active	Koza	5	8,000	0	0	0	0	0	491	8.8	0	0	0
Misawa AB		AF Active	Misawa AFB	239	1,282,733	0	0	587	7,724,286	0	3,865	4,143.6	3,185	165	790
Momote Annex		AF Active	Yokota AFB	0	0	0	0	3	2,976	0	30	2.9	0	0	0

* Sites having assets that are Federally funded (e.g., owned, lease, licence, permit) and State-owned interest.

** US Locations that do not meet criteria of at least ten (10) Acres AND at least \$10M PRV. US Territories and Non-US Locations that do not meet criteria of at least ten (10) Acres OR at least \$10M PRV.

DEPARTMENT OF DEFENSE
Base Structure Report - As of 30 Sept 2007

SITE	BRAC 2005	COMPONENT	NAME NEAREST CITY	BUILDINGS						ACRES OWNED	TOTAL ACRES	PRV (\$M)	MIL	CIV	OTHER
				OWNED		LEASED		OTHER							
				COUNT	SQFT	COUNT	SQFT	COUNT	SQFT						
NAF Atsugi		Navy Active	Atsugi	315	651,687	0	0	288	3,381,981	0	1,237	1,500.6	3,220	46	146
NAF Misawa JA		Navy Active	Misawa AFB	0	0	0	0	74	726,534	0	27	327.7	968	3	29
Nagasaka Rifl Rng-3104		Navy Active	Yokosuka	0	0	0	0	0	0	0	25	0.0	0	0	0
Naha Port		Army Active	Naha Okinawa	39	345,941	0	0	4	15,545	0	139	162.1	7	12	107
Negishi Dh Area-3066		Navy Active	Yokohama	44	33,321	0	0	238	646,085	0	111	246.8	0	0	0
Okidaito Jima Rng-6088		Navy Active	Okinawa Island	0	0	0	0	0	0	0	283	0.0	0	0	0
Okuma Recreation Annex		AF Active	Okuma Okinawa	44	65,964	0	0	2	14,068	0	135	44.8	9	0	30
Owada Communications Station		AF Active	Owada	0	0	0	0	1	21,152	0	328	15.8	0	0	0
POL Facilities		Army Active	Chatan Okinawa	31	27,973	0	0	83	51,965	50	399	283.7	0	1	69
Sagami General Depot		Army Active	Sagamihara	134	85,986	0	0	135	3,050,265	0	528	794.6	25	26	733
Sagamihara FH Area		Army Active	Sagamihara	424	113,663	0	0	236	957,704	0	150	357.3	2	10	217
Sakibe - 5118		Navy Active	Sasebo	4	18,025	0	0	2	8,077	0	32	12.0	0	0	0
Sanno Hotel Tokyo-3185		Navy Active	Tokyo	2	783	0	0	1	150,843	0	2	53.3	0	0	0
Sekibi Sho Range-6085		Navy Active	Okinawa Island	0	0	0	0	0	0	0	10	0.0	0	0	0
Shariki Communication Site		Army Active	Zama	0	0	0	0	0	0	0	18	0.2	0	0	0
Sobe Communications Site-6026		Navy Active	Sobe Okinawa	0	0	0	0	0	0	0	132	0.3	0	0	0
Tama Service Annex		AF Active	Tana	21	14,309	0	0	39	103,178	0	483	62.0	0	0	0
Tengan Pier-6028		Navy Active	Tengan	4	5,612	0	0	0	0	0	8	15.3	0	0	0
Tokorozawa Transmitter Site		AF Active	Yokota AFB	7	59,913	0	0	0	0	0	320	89.7	0	0	0
Tomioka Storage-3072		Navy Active	Yokohama	0	0	0	0	0	0	0	7	10.2	0	0	0
Tori Shima Air Range		AF Active	Nara	0	0	0	0	0	0	0	10	0.0	0	0	0
Torii Station		Army Active	Ominato	217	1,035,119	0	0	28	387,280	513	991	490.7	655	56	705
Totsuka-NCTS-3097		Navy Active	Totsuka	25	17,049	0	0	11	39,443	0	191	58.8	0	0	0
Tsurumi POL Dep-3144		Navy Active	Yokohama	36	10,381	0	0	26	67,333	0	46	138.3	0	0	0
Ulibaru		MC Active	White Beach Nav Inst	0	0	0	0	0	0	0	63	0.0	0	0	0
Urago Ordinance-3117		Navy Active	Yokosuka	15	14,118	0	0	31	182,947	0	48	96.1	0	0	0
White Beach		Navy Active	White Beach Nav Inst	57	87,957	0	0	7	120,529	0	290	108.0	0	0	0
Yokohama No Dock-3067		Navy Active	Yokohama	2	1,302	0	0	18	370,403	0	23	110.3	0	0	0
Yokohama North Dock		Army Active	Yokohama	18	13,191	0	0	67	579,911	0	127	223.2	14	12	210
Yokose POL Dep-5039		Navy Active	Sasebo	8	2,039	0	0	5	4,068	0	153	281.1	0	0	0
Yokota AB		AF Active	Yokota AFB	142	685,749	0	0	625	9,399,238	0	1,750	2,574.1	3,011	249	1,292
** OTHER SITE(S) : 35				15	11,542	0	0	38	108,739	0	53	53.2	27	0	7
Japan Total:				7,334	23,695,717	0	0	7,773	84,250,128	563	126,965	36,926.9	36,671	6,215	16,379

Kenya

Kenya		MC Active	Mombasa	4	15,578	0	0	0	0	0	0	10.2	0	0	0
-------	--	-----------	---------	---	--------	---	---	---	---	---	---	------	---	---	---

* Sites having assets that are Federally funded (e.g., owned, lease, licence, permit) and State-owned interest.

** US Locations that do not meet criteria of at least ten (10) Acres AND at least \$10M PRV. US Territories and Non-US Locations that do not meet criteria of at least ten (10) Acres OR at least \$10M PRV.

DEPARTMENT OF DEFENSE
Base Structure Report - As of 30 Sept 2007

SITE	BRAC 2005	COMPONENT	NAME NEAREST CITY	BUILDINGS						ACRES OWNED	TOTAL ACRES	PRV (\$M)	MIL	CIV	OTHER
				OWNED		LEASED		OTHER							
				COUNT	SQFT	COUNT	SQFT	COUNT	SQFT						
Kenya		Navy Active	Mombasa	5	7,520	0	0	0	0	0	0	24.3	0	0	0
Kenya Total:				9	23,098	0	0	0	0	0	0	34.5	0	0	0
Kuwait															
** OTHER SITE(S) : 1				0	0	0	0	3	19,363	0	0	1.1	12	10	1
Kuwait Total:				0	0	0	0	3	19,363	0	0	1.1	12	10	1
Luxembourg															
Sanem Site		Army Active	Esch-S-Alzette	0	0	0	0	29	995,591	0	97	118.2	0	0	0
Luxembourg Total:				0	0	0	0	29	995,591	0	97	118.2	0	0	0
Marshall Islands															
US Army Kwajalein Atoll		Army Active	Majuro	806	3,250,932	0	0	0	0	0	1,361	2,378.0	26	54	2,433
Marshall Islands Total:				806	3,250,932	0	0	0	0	0	1,361	2,378.0	26	54	2,433
Netherlands															
Hendrik Mine		Army Active	Brunssum	1	2,152	0	0	11	644,998	0	0	142.5	36	10	145
Rotterdam Admin Facility		Army Active	Rotterdam	0	0	0	0	2	85,959	0	2	18.4	23	42	121
Schinnen		Army Active	Schinnen	1	200	190	364,621	0	0	0	0	47.5	0	0	0
Schinnen Emma Mine		Army Active	Schinnen	36	84,145	0	0	14	142,823	0	24	55.3	53	66	509
** OTHER SITE(S) : 5				3	3,562	16	34,458	0	0	0	0	7.2	140	5	5
Netherlands Total:				41	90,059	206	399,079	27	873,780	0	26	271.0	252	123	780
Netherlands Antilles															
** OTHER SITE(S) : 1				9	81,804	0	0	3	4,880	0	42	43.6	10	0	0
Netherlands Antilles Total:				9	81,804	0	0	3	4,880	0	42	43.6	10	0	0
Norway															
** OTHER SITE(S) : 3				1	4,550	2	4,156	2	21,836	0	0	5.9	3	0	0
Norway Total:				1	4,550	2	4,156	2	21,836	0	0	5.9	3	0	0
Oman															
Masirah Island Mpt		AF Active	Sur Masirah	0	0	0	0	0	0	0	3,000	0.0	0	0	0
Seeb Mpt		AF Active	Sur Masirah	10	32,828	0	0	0	0	3,000	3,000	54.8	0	0	0
Thumrait MAP		AF Active	Salalah	0	0	0	0	0	0	0	3,000	0.0	1	0	0
** OTHER SITE(S) : 1				8	32,927	0	0	0	0	0	0	8.4	0	0	0

* Sites having assets that are Federally funded (e.g., owned, lease, licence, permit) and State-owned interest.

** US Locations that do not meet criteria of at least ten (10) Acres AND at least \$10M PRV. US Territories and Non-US Locations that do not meet criteria of at least ten (10) Acres OR at least \$10M PRV.

DEPARTMENT OF DEFENSE
Base Structure Report - As of 30 Sept 2007

SITE	BRAC 2005	COMPONENT	NAME NEAREST CITY	BUILDINGS						ACRES OWNED	TOTAL ACRES	PRV (\$M)	MIL	CIV	OTHER
				OWNED		LEASED		OTHER							
				COUNT	SQFT	COUNT	SQFT	COUNT	SQFT						
			Oman Total:	18	65,755	0	0	0	0	3,000	9,000	63.2	1	0	0
Peru															
Naval Medical Research Center Det Lima Peru		Navy Active	Lima	0	0	0	0	2	26,871	0	0	12.4	0	0	0
			Peru Total:	0	0	0	0	2	26,871	0	0	12.4	0	0	0
Portugal															
Aguaira Munitions Storage Annex		AF Active	Lajesfield	20	17,185	0	0	0	0	0	68	8.9	0	0	0
Caldeira Ammunition Storage Area		AF Active	Lajesfield	2	6,295	0	0	0	0	0	29	3.8	0	0	0
Cinco Picos Globecom Annex		AF Active	Lajesfield	3	25,963	0	0	0	0	0	159	11.2	0	0	0
Covadascinzas Petroleum Products Stg Annex		AF Active	Lajesfield	0	0	0	0	0	0	0	41	66.6	0	0	0
Lajes Field		AF Active	Lajesfield	367	2,728,735	0	0	11	41,605	0	973	1,212.1	720	81	617
Lajes Water System Annex		AF Active	Lajesfield	4	1,270	0	0	0	0	0	1	15.1	0	0	0
Praia Da Victoria Dock Annex		AF Active	Lajesfield	12	19,324	0	0	0	0	0	4	26.5	0	0	0
Praia Da Victoria Fuel Storage Annex		AF Active	Lajesfield	9	4,916	0	0	0	0	0	53	154.4	0	0	0
Villa Nova Globecom Annex		AF Active	Lajesfield	1	13,533	0	0	0	0	0	99	5.4	0	0	0
** OTHER SITE(S) : 12				12	4,552	0	0	3	17,653	0	18	6.8	16	0	0
			Portugal Total:	430	2,821,773	0	0	14	59,258	0	1,445	1,510.8	736	81	617
Saint Helena															
Ascension Auxiliary Airfield		AF Active	Ascension Island	112	368,468	0	0	1	450	0	3,856	367.2	3	0	0
			Saint Helena Total:	112	368,468	0	0	1	450	0	3,856	367.2	3	0	0
Singapore															
Sembawang Housing		AF Active	Sembawang	0	0	0	0	122	430,540	0	0	78.0	0	0	0
Singapore Area Coordinator		Navy Active	Singapore	0	0	1	9,244	34	298,845	0	0	112.7	28	14	1
** OTHER SITE(S) : 4				0	0	0	0	0	0	0	0	0.0	0	13	17
			Singapore Total:	0	0	1	9,244	156	729,385	0	0	190.7	28	27	18
South Korea															
Bayonet Training Area		Army Active	Tong Du Chon	0	0	0	0	0	0	0	248	0.0	0	0	0
Camp Ames		Army Active	Camp Ames	9	19,158	0	0	0	0	0	20	5.3	0	0	0
Camp Carroll		Army Active	Waegwan	266	2,326,431	0	0	54	929,171	0	681	704.8	1,518	146	1,786
Camp Casey		Army Active	Camp Casey	490	3,893,589	0	0	2	9,468	2	2,832	1,107.5	4,430	68	2,471
Camp Castle		Army Active	Tong Du Chon	39	309,914	0	0	0	0	1	51	83.8	439	0	393

* Sites having assets that are Federally funded (e.g., owned, lease, licence, permit) and State-owned interest.

** US Locations that do not meet criteria of at least ten (10) Acres AND at least \$10M PRV. US Territories and Non-US Locations that do not meet criteria of at least ten (10) Acres OR at least \$10M PRV.

DEPARTMENT OF DEFENSE
Base Structure Report - As of 30 Sept 2007

SITE	BRAC 2005	COMPONENT	NAME NEAREST CITY	BUILDINGS						ACRES OWNED	TOTAL ACRES	PRV (\$M)	MIL	CIV	OTHER
				OWNED		LEASED		OTHER							
				COUNT	SQFT	COUNT	SQFT	COUNT	SQFT						
Camp Eagle		Army Active	Wonju	54	446,400	0	0	0	0	0	113	152.3	467	4	88
Camp Henry		Army Active	Taegu	93	485,642	173	211,475	36	208,609	1	59	200.4	446	166	1,438
Camp Henry (Brooklyn Hill)		Army Active	Yongsan	11	7,945	0	0	0	0	4	40	4.0	0	0	0
Camp Henry (Dartboard Site)		Army Active	Taegu	2	1,672	0	0	0	0	0	10	2.9	0	0	0
Camp Henry (Pier #8)		Army Active	Pusan	4	7,759	0	0	7	96,772	0	12	33.2	0	2	42
Camp Hialeah		Army Active	Pusan	302	892,251	0	0	24	53,561	61	193	313.8	0	0	0
Camp Hovey		Army Active	Camp Hovey	138	1,545,771	0	0	1	25,696	0	3,473	398.7	1,204	1	418
Camp Humphreys		Army Active	Camp Humphreys	482	4,514,972	0	0	7	35,641	0	1,436	1,242.9	3,779	195	3,147
Camp Humphreys (High Point)		Army Active	Chechon	3	2,122	0	0	0	0	0	11	2.1	0	0	0
Camp Humphreys (Richmond)		Army Active	Taejon	2	564	0	0	0	0	0	14	2.2	0	0	0
Camp Humphreys Communications Site		AF Active	Pyong Taek	0	0	0	0	21	177,456	0	19	45.0	0	0	0
Camp Jackson		Army Active	Uijong Bu	47	178,892	0	0	0	0	0	406	45.4	233	0	76
Camp Kwangsa Ri		Army Active	Yongju	15	35,560	0	0	4	8,000	0	31	12.0	0	0	28
Camp Long		Army Active	Wonju	117	303,572	0	0	8	13,007	0	85	92.5	74	4	274
Camp Market		Army Active	Inchon	65	607,211	0	0	39	588,090	0	118	196.0	15	4	499
Camp Red Cloud		Army Active	Uijong Bu	241	1,400,616	0	0	0	0	0	207	381.0	1,090	116	1,357
Camp Red Cloud (Bullseye 01)		Army Active	Yongchon	81	152,023	0	0	0	0	0	2,457	54.1	0	0	8
Camp Red Cloud (Bullseye 02)		Army Active	Paju	0	0	0	0	0	0	0	1,391	0.0	0	0	0
Camp Red Cloud Communications Site		AF Active	Osan AFB	0	0	0	0	15	85,409	0	4	21.2	0	0	0
Camp Stanley		Army Active	Uijong Bu	289	1,605,383	0	0	1	109	0	605	419.2	1,005	13	665
Camp Walker		Army Active	Taegu	227	1,152,736	0	0	0	0	1	195	313.1	533	84	711
Camp Yongin		Army Active	Suwon	6	44,616	0	0	3	9,240	0	8	15.2	40	2	40
Chang San		Army Active	Pusan	13	12,838	0	0	0	0	2	26	5.1	0	0	0
Far East Dist Engr		Army Active	Seoul	32	111,986	0	0	14	76,982	0	11	44.3	6	156	516
Fleet Activities Chinhae		Navy Active	Chinhae	114	310,232	0	0	0	0	0	91	86.3	96	7	104
Gun Training Area		Army Active	Tong Du Chon	0	0	0	0	0	0	0	195	0.0	0	0	0
H220 Heliport		Army Active	Tong Du Chon	34	199,147	0	0	0	0	0	52	55.6	5	5	190
K-16 AB		Army Active	Songnam	51	360,180	0	0	18	268,539	0	212	180.5	587	3	304
Kamaksan ASA		Army Active	Tong Du Chon	5	5,286	0	0	0	0	0	48	2.6	0	0	10
Kimhae Storage Annex		AF Active	Kimhae	35	344,108	0	0	3	70,533	0	86	67.9	0	0	0
Koon Ni Air Range		AF Active	Koon Ni	20	28,405	0	0	0	0	0	5,882	10.7	0	0	0
Kunsan AB		AF Active	Kunsan	397	2,734,005	0	0	29	471,668	0	2,557	1,569.0	2,511	39	588
Kunsan POL Terminal Site		Army Active	Kunsan	3	5,728	0	0	0	0	0	17	7.9	0	0	0
Kwang-Ju AB		AF Active	Kwangju	96	617,865	0	0	2	24,207	0	313	530.8	31	0	17
Madison Site		Army Active	Suwon	11	8,638	0	0	0	0	0	22	7.4	0	0	0

* Sites having assets that are Federally funded (e.g., owned, lease, licence, permit) and State-owned interest.

** US Locations that do not meet criteria of at least ten (10) Acres AND at least \$10M PRV. US Territories and Non-US Locations that do not meet criteria of at least ten (10) Acres OR at least \$10M PRV.

DEPARTMENT OF DEFENSE
Base Structure Report - As of 30 Sept 2007

SITE	BRAC 2005	COMPONENT	NAME NEAREST CITY	BUILDINGS						ACRES OWNED	TOTAL ACRES	PRV (\$M)	MIL	CIV	OTHER
				OWNED		LEASED		OTHER							
				COUNT	SQFT	COUNT	SQFT	COUNT	SQFT						
Masan Ammunition Depot		Army Active	Masan	17	57,265	0	0	0	0	0	1,060	17.7	0	2	5
Mu Juk		MC Active	Pohang	75	133,725	0	0	0	0	0	0	30.3	0	0	0
Niblo Barracks		Army Active	Seoul	11	28,505	0	0	2	6,345	0	7	11.6	0	0	51
Osan AFB		AF Active	Osan AFB	457	5,346,923	6	272,559	46	705,406	0	1,788	2,409.4	5,322	176	1,240
Osan Ni Ammunition Storage Annex		AF Active	Osan	20	74,115	0	0	0	0	0	603	37.2	0	0	0
Pil-Sung Air Range		AF Active	Osan AFB	9	19,910	0	0	2	30,921	0	27	13.2	0	0	0
Pohang		Navy Active	Pohang	11	54,077	0	0	51	123,848	0	3	62.5	1	0	0
Pusan Storage Facility		Army Active	Pusan	63	396,674	0	0	9	21,040	3	69	99.2	3	5	196
Pyongtaek Complex Area		Army Active	Pyong Taek	4	4,432	0	0	0	0	0	160	4.7	0	0	4
ROK Navy Base		Navy Active	Chinhae	2	6,799	0	0	0	0	0	0	28.5	0	0	0
Shinbuk Relay		Army Active	Pochon	2	4,632	0	0	0	0	0	13	6.3	0	0	0
Sungnam Golf Course		Army Active	Songnam	0	0	0	0	10	60,983	0	230	28.7	0	0	145
Suwon AB		AF Active	Suwon	41	135,365	0	0	62	591,344	0	235	322.6	144	10	63
Taegu AB		AF Active	Taegu	143	756,378	0	0	0	0	0	763	322.6	48	4	4
Tango		Army Active	Songnam	23	179,970	0	0	6	77,561	0	241	70.0	97	1	63
Watkins Range		Army Active	Tong Du Chon	0	0	0	0	0	0	0	13	0.0	0	0	0
Wonju AS		AF Active	Wonju	13	7,715	0	0	5	10,491	0	93	29.9	11	0	0
Yechon		Navy Active	Yechon	0	0	0	0	26	73,130	0	0	36.0	0	0	5
Yong Pyong		Army Active	Yongpyong	63	176,555	0	0	0	0	0	3,347	75.0	2	1	133
Yongsan Garrison		Army Active	Seoul	748	4,706,465	14	804,774	235	1,668,203	0	639	1,500.7	4,116	1,050	6,553
Yongsan Garrison		Navy Active	Yongsan	0	0	0	0	16	57,608	0	0	12.6	0	0	0
** OTHER SITE(S) : 26				99	134,200	0	0	30	242,441	8	73	80.9	103	2	69
South Korea Total:				5,595	36,896,922	193	1,288,808	788	6,821,479	83	33,596	13,616.5	28,356	2,266	23,701
Spain															
Moron AB		AF Active	Moran AB	152	806,141	0	0	3	14,078	0	2,811	416.3	119	7	11
NS Rota		Navy Active	Rota	965	3,679,598	0	0	0	0	0	5,962	1,570.0	988	175	328
** OTHER SITE(S) : 3				1	2,583	1	1,296	1	1,794	0	1	1.9	13	6	0
Spain Total:				1,118	4,488,322	1	1,296	4	15,872	0	8,774	1,988.2	1,120	188	339
Turkey															
Ankara Administration Office		AF Active	Ankara	20	144,609	0	0	3	5,522	0	14	31.3	31	2	3
Batman AB		AF Active	Batman	0	0	0	0	13	28,176	0	0	20.5	0	0	0
Cigli AB		AF Active	Izmir	3	9,027	0	0	16	139,100	0	0	23.2	0	0	0
Incirlik AB		AF Active	Incirlik Air Base	561	3,451,090	0	0	106	401,001	0	3,337	1,271.9	1,275	115	140

* Sites having assets that are Federally funded (e.g., owned, lease, licence, permit) and State-owned interest.

** US Locations that do not meet criteria of at least ten (10) Acres AND at least \$10M PRV. US Territories and Non-US Locations that do not meet criteria of at least ten (10) Acres OR at least \$10M PRV.

DEPARTMENT OF DEFENSE
Base Structure Report - As of 30 Sept 2007

SITE	BRAC 2005	COMPONENT	NAME NEAREST CITY	BUILDINGS						ACRES OWNED	TOTAL ACRES	PRV (\$M)	MIL	CIV	OTHER
				OWNED		LEASED		OTHER							
				COUNT	SQFT	COUNT	SQFT	COUNT	SQFT						
Izmir AS		AF Active	Izmir	0	0	9	72,374	0	0	0	1	11.6	141	10	48
Izmir Storage Annex #2		AF Active	Izmir	0	0	27	130,039	0	0	0	16	31.0	0	0	0
Mus AB		AF Active	Incirlik Air Base	11	22,011	0	0	1	3,228	0	0	15.0	0	0	0
Yumurtalik Petroleum Prod Storage Annex		AF Active	Yumurtalik	5	7,623	0	0	0	0	0	142	35.8	0	0	2
** OTHER SITE(S) : 11				8	96,020	5	34,316	3	32,880	0	1	23.0	0	0	0
Turkey Total:				608	3,730,380	41	236,729	142	609,907	0	3,511	1,463.2	1,447	127	193
United Arab Emirates															
Al Dhafra AB		AF Active	Abu Dhabi	0	0	0	0	0	0	11,370	11,370	0.0	0	3	0
Fujairah Aviation Unit		Navy Active	Al Fujayrah	0	0	5	39,957	0	0	0	0	17.3	0	0	0
United Arab Emirates Total:				0	0	5	39,957	0	0	11,370	11,370	17.3	0	3	0
United Kingdom															
Beck Row FH		AF Active	Lakenheath	0	0	112	144,751	0	0	0	10	19.1	0	0	0
Eriswell FH Annex		AF Active	Lakenheath	0	0	144	723,183	0	0	0	62	98.0	0	0	0
JMF St Mawgan		Navy Active	Saint Mawgan	16	44,141	0	0	16	271,392	0	0	96.3	10	0	0
Lynn Wood FH		AF Active	Thetford	0	0	98	205,804	0	0	0	22	27.8	0	0	0
Mhill2 - Harrogate		AF Active	Harrogate	0	0	10	11,207	77	86,389	0	0	10.9	0	0	0
Newmarket FH Annex #3		AF Active	New Market	0	0	140	399,140	0	0	0	35	54.9	0	0	0
RAF Alconbury		AF Active	Alconbury	185	1,101,157	0	0	17	189,148	0	203	286.6	186	52	0
RAF Barford St John Transmitter Annex		AF Active	Barford	2	30,501	0	0	1	2,100	0	476	26.0	0	0	0
RAF Bicester		AF Active	Bicester AFB	255	224,320	0	0	80	97,754	0	35	49.5	0	0	0
RAF Chelveston FH Annex		AF Active	Alconbury	22	79,272	0	0	0	0	0	17	15.3	0	0	0
RAF Croughton		AF Active	Croughton	124	664,722	0	0	19	160,060	0	694	299.9	265	33	0
RAF Ely Famly Housing Annex		AF Active	Ely	0	0	0	0	66	164,182	0	5	54.9	0	0	0
RAF Fairford		AF Active	Fairford	87	419,186	0	0	107	696,519	0	1,170	446.5	194	23	0
RAF Feltwell		AF Active	Feltwell	17	249,146	0	0	178	928,522	0	332	282.8	46	2	1
RAF Hythe		Army Active	Southampton	3	2,581	0	0	21	214,370	0	35	49.0	0	0	22
RAF Lakenheath		AF Active	Lakenheath	352	2,774,349	0	0	309	1,477,374	0	2,006	2,107.6	4,589	241	0
RAF Menwith Hill		AF Active	Harrogate	0	0	1	672	169	1,130,083	0	545	411.5	404	70	18
RAF Mildenhall		AF Active	Mildenhall	309	1,792,150	0	0	160	1,337,748	0	1,163	1,306.2	3,114	186	4
RAF Mildenhall Ammo Storage Annex		AF Active	Mildenhall	19	19,701	0	0	0	0	0	37	7.1	0	0	0
RAF Molesworth		AF Active	Alconbury	33	180,926	0	0	28	333,219	0	659	206.5	317	2	0
RAF Molesworth FH Annex		AF Active	Alconbury	21	56,878	0	0	0	0	0	5	10.4	0	0	0

* Sites having assets that are Federally funded (e.g., owned, lease, licence, permit) and State-owned interest.

** US Locations that do not meet criteria of at least ten (10) Acres AND at least \$10M PRV. US Territories and Non-US Locations that do not meet criteria of at least ten (10) Acres OR at least \$10M PRV.

DEPARTMENT OF DEFENSE
Base Structure Report - As of 30 Sept 2007

SITE	BRAC 2005	COMPONENT	NAME NEAREST CITY	BUILDINGS						ACRES OWNED	TOTAL ACRES	PRV (\$M)	MIL	CIV	OTHER
				OWNED		LEASED		OTHER							
				COUNT	SQFT	COUNT	SQFT	COUNT	SQFT						
RAF Molesworth Storage Annex #12		AF Active	Molesworth	2	30,988	0	0	0	0	0	37	10.4	6	8	10
RAF Shepherds Grove FH Annex		AF Active	Lakenheath	34	64,338	0	0	1	7,718	0	18	15.3	0	0	0
RAF Upwood		AF Active	Upwood	3	54,203	0	0	40	47,071	0	22	30.4	43	1	0
RAF Welford Ammo Storage Area		AF Active	Newbury Berkshire	77	231,487	0	0	207	531,243	0	806	340.3	0	0	0
West Ruislip		Navy Active	London	15	80,477	0	0	0	0	0	0	10.1	1	0	0
** OTHER SITE(S) : 19				12	44,464	106	130,190	86	140,036	0	33	65.3	10	1	0
United Kingdom Total:				1,588	8,144,987	611	1,614,947	1,582	7,814,927	0	8,427	6,338.6	9,185	619	55
Overseas Total:				29,399	137,505,068	4,390	21,296,932	19,173	225,376,882	15,065	667,521	119,316.5	150,454	20,873	84,350
Worldwide Totals:				233,731	1,749,570,842	9,529	67,484,806	72,978	411,468,156	22,192,414	29,802,489	706,313.4	1,858,559	491,585	373,310

* Sites having assets that are Federally funded (e.g., owned, lease, licence, permit) and State-owned interest.

** US Locations that do not meet criteria of at least ten (10) Acres AND at least \$10M PRV. US Territories and Non-US Locations that do not meet criteria of at least ten (10) Acres OR at least \$10M PRV.

DEPARTMENT OF DEFENSE
Base Structure Report - As of 30 Sept 2007

SITE	BRAC 2005	COMPONENT	NAME NEAREST CITY	BUILDINGS						ACRES OWNED	TOTAL ACRES	PRV (\$M)	MIL	CIV	OTHER
				OWNED		LEASED		OTHER							
				COUNT	SQFT	COUNT	SQFT	COUNT	SQFT						
RAF Molesworth Storage Annex #12		AF Active	Molesworth	2	30,988	0	0	0	0	0	37	10.4	6	8	10
RAF Shepherds Grove FH Annex		AF Active	Lakenheath	34	64,338	0	0	1	7,718	0	18	15.3	0	0	0
RAF Upwood		AF Active	Upwood	3	54,203	0	0	40	47,071	0	22	30.4	43	1	0
RAF Welford Ammo Storage Area		AF Active	Newbury Berkshire	77	231,487	0	0	207	531,243	0	806	340.3	0	0	0
West Ruislip		Navy Active	London	15	80,477	0	0	0	0	0	0	10.1	1	0	0
** OTHER SITE(S) : 19				12	44,464	106	130,190	86	140,036	0	33	65.3	10	1	0
United Kingdom Total:				1,588	8,144,987	611	1,614,947	1,582	7,814,927	0	8,427	6,338.6	9,185	619	55
Overseas Total:				29,399	137,505,068	4,390	21,296,932	19,173	225,376,882	15,065	667,521	119,316.5	150,454	20,873	84,350
Worldwide Totals:				233,731	1,749,570,842	9,529	67,484,806	72,978	411,468,156	22,192,414	29,802,489	706,313.4	1,858,559	491,585	373,310

* Sites having assets that are Federally funded (e.g., owned, lease, licence, permit) and State-owned interest.

** US Locations that do not meet criteria of at least ten (10) Acres AND at least \$10M PRV. US Territories and Non-US Locations that do not meet criteria of at least ten (10) Acres OR at least \$10M PRV.

DEPARTMENT OF DEFENSE

Base Structure Report - As of 30 Sept 2007

IX. INDIVIDUAL SERVICE INVENTORIES

THIS PAGE INTENTIONALLY LEFT BLANK

DEPARTMENT OF DEFENSE - Army
Base Structure Report - As of 30 Sept 2007

SITE	BRAC 2005	COMPONENT	NAME NEAREST CITY	BUILDINGS						ACRES OWNED	TOTAL ACRES	PRV (\$M)	MIL	CIV	OTHER
				OWNED		LEASED		OTHER							
				COUNT	SQFT	COUNT	SQFT	COUNT	SQFT						
Alabama															
10C Stagefield		Army Active	Fort Rucker	5	2,933	0	0	0	0	180	180	19.5	0	0	0
310th Chem USARC	C	Army Reserve	Anniston	3	74,933	0	0	0	0	19	19	13.1	209	3	1
Allen Stagefield		Army Active	Newton	5	3,599	0	0	0	0	114	114	18.0	0	0	0
Anniston Army Depot	R	Army Active	Anniston	1,749	9,017,390	0	0	1	742	15,282	15,282	1,858.3	7	4,833	2,022
Bill Nichols USARC/ECS #158		Army Reserve	Anniston	2	61,185	0	0	0	0	17	17	15.2	170	6	0
Brown (4B) Stagefield		Army Active	New Brockton	5	3,253	0	0	0	0	176	176	19.6	0	0	0
Cairns Basefield		Army Active	Daleville	53	504,269	0	0	0	0	1,326	1,326	208.3	0	0	0
Fort Benning AL		Army Active	Fort Mitchell	70	60,187	0	0	2	169	12,138	12,138	35.8	0	0	0
Fort McClellan ARNG Training Center		Army Guard	Anniston	228	923,097	0	0	0	0	22,550	22,550	203.3	226	42	410
Fort Rucker	R	Army Active	Fort Rucker	625	4,846,696	6	14,821	8	189,547	57,776	59,382	1,347.5	5,621	1,944	6,229
Goldberg Stagefield		Army Active	Ozark	4	6,028	0	0	0	0	101	101	16.6	0	0	0
Highbluff Stagefield		Army Active	Hartford	5	3,847	0	0	0	0	190	190	16.8	0	0	0
Horace B Hanson USARC		Army Reserve	Birmingham	3	99,805	0	0	0	0	14	14	17.9	545	6	12
Hunt Stagefield		Army Active	Ozark	5	4,203	0	0	0	0	153	153	17.4	0	0	0
Louisville Stagefield		Army Active	Louisville	2	128	0	0	0	0	104	104	11.3	0	0	0
Redstone Arsenal	R	Army Active	Huntsville	1,302	11,260,378	0	0	10	37,002	30,920	37,910	3,735.1	1,800	8,348	16,620
Runkle Stagefield		Army Active	Elba	5	4,718	0	0	0	0	235	235	12.1	0	0	0
Shell Basefield		Army Active	Enterprise	13	63,794	0	0	0	0	296	296	50.3	0	0	0
Skelly Stagefield		Army Active	Kinston	3	1,929	0	0	0	0	193	193	19.6	0	0	0
Stinson (5AB) Stagefield		Army Active	New Brockton	5	3,433	0	0	0	0	191	191	19.5	0	0	0
Toth Stagefield		Army Active	Dothan	4	3,177	0	0	0	0	128	128	24.2	0	0	0
** OTHER SITE(S): 42				63	577,848	9	60,324	0	0	357	378	118.7	2,726	127	19
Alabama Total:				4,159	27,526,830	15	75,145	21	227,460	142,460	151,077	7,797.9	11,304	15,309	25,313

Alaska

Black Rapids Training Area		Army Active	Delta Junction	10	41,227	0	0	0	0	2,782	2,785	18.5	0	0	0
Donnelly Training Area		Army Active	Delta Junction	35	50,340	0	0	0	0	631,693	631,693	76.3	0	0	0
Fairbanks Eielson Pipeline		Army Active	Fort Wainwright	4	5,645	0	0	0	0	69	120	467.3	0	0	0
Fort Greely	R	Army Active	Delta Junction	205	1,652,064	0	0	0	0	7,200	7,200	1,519.1	212	115	1,189
Fort Richardson	R	Army Active	Fort Richardson	762	8,330,720	0	0	18	193,264	71,089	71,089	3,939.2	7,220	1,023	1,295
Fort Wainwright	R	Army Active	Fort Wainwright	618	8,475,115	56	337,680	9	167,602	656,212	656,241	4,517.2	5,317	790	1,300
Gerstle River Arctic Test Site		Army Active	Delta Junction	0	0	0	0	0	0	1,650	20,750	117.7	0	0	0
Haines Terminal		Army Active	Fort Richardson	0	0	0	0	0	0	201	201	22.7	0	0	0
Seward Recreation Area		Army Active	Fort Richardson	22	54,975	0	0	0	0	1	13	15.3	0	0	0
Whittier Anchorage Pipeline		Army Active	Fort Richardson	3	5,283	0	0	1	14,400	243	243	205.6	0	0	0
Yukon Command TS		Army Active	Fairbanks	10	15,237	0	0	0	0	287,388	287,418	105.6	0	0	0

* Sites having assets that are Federally funded (e.g., owned, lease, licence, permit) and State-owned interest.

** US Locations that do not meet criteria of at least ten (10) Acres AND at least \$10M PRV. US Territories and Non-US Locations that do not meet criteria of at least ten (10) Acres OR at least \$10M PRV.

DEPARTMENT OF DEFENSE - Army
Base Structure Report - As of 30 Sept 2007

SITE	BRAC 2005	COMPONENT	NAME NEAREST CITY	BUILDINGS						ACRES OWNED	TOTAL ACRES	PRV (\$M)	MIL	CIV	OTHER
				OWNED		LEASED		OTHER							
				COUNT	SQFT	COUNT	SQFT	COUNT	SQFT						
** OTHER SITE(S): 81				97	182,951	7	11,394	0	0	3,991	4,610	82.0	439	0	0
Alaska Total:				1,766	18,813,557	63	349,074	28	375,266	1,662,518	1,682,363	11,086.4	13,188	1,928	3,784
American Samoa															
Te O USARC		Army Reserve	Pago Pago	5	24,754	1	3,600	0	0	18	110	11.0	368	0	10
American Samoa Total:				5	24,754	1	3,600	0	0	18	110	11.0	368	0	10
Arizona															
Barnes Hall USARC		Army Reserve	Phoenix	5	63,256	0	0	0	0	12	12	15.5	377	21	1
Fort Huachuca	R	Army Active	Fort Huachuca	1,803	7,922,609	0	0	22	142,892	58,142	73,399	2,153.4	7,687	2,670	4,409
Herrea Hall USARC		Army Reserve	Mesa	4	91,663	0	0	0	0	13	13	22.5	574	10	1
NG Camp Navajo		Army Guard	Bellemont	887	2,972,222	0	0	0	0	28,345	28,345	836.0	120	10	189
NG Papago Military Reservation	R	Army Guard	Phoenix	64	535,352	0	0	0	0	418	418	130.8	1,467	385	286
Yuma Proving Ground		Army Active	Yuma	603	2,153,043	0	0	2	8,644	1,001,023	1,008,913	1,200.4	88	652	1,586
** OTHER SITE(S): 16				23	57,906	3	52,235	0	0	10,306	38,975	30.0	2,346	230	46
Arizona Total:				3,389	13,796,050	3	52,235	24	151,536	1,098,258	1,150,074	4,388.7	12,659	3,978	6,518
Arkansas															
90th RRC - ECS 15	C	Army Reserve	Fort Smith	5	109,401	4	82,278	0	0	39	39	34.1	0	50	0
Fort Chaffee MTC	C	Army Guard	Fort Smith	383	1,529,737	0	0	0	0	64,272	64,272	442.8	275	26	332
Maurice Britt USARC	R	Army Reserve	North Little Rock	12	226,384	0	0	0	0	43	43	45.3	1,060	153	37
Pine Bluff Arsenal	R	Army Active	White Hall	915	3,610,033	0	0	0	0	13,493	13,493	1,397.2	13	1,155	1,362
** OTHER SITE(S): 14				39	258,581	0	0	0	0	46	65	52.5	4,246	488	1,096
Arkansas Total:				1,354	5,734,136	4	82,278	0	0	77,893	77,911	1,971.9	5,594	1,872	2,827
California															
AFRC TS Los Alamitos	R	Army Guard	Los Alamitos	148	1,166,269	0	0	0	0	2,714	2,714	505.0	2,420	249	897
BT Collins USARC/OMS/AMSA (G)		Army Reserve	Sacramento	10	191,585	0	0	0	0	38	38	53.4	918	41	8
Concord (0696A)		Army Active	Concord	125	313,882	0	0	0	0	256,162	256,162	318.6	4	36	3
Defense Distribution Region West Sharpe Site		Army Active	French Camp	81	4,182,543	0	0	0	0	724	724	800.9	0	0	42
Defense Distribution Region West Tracy		Army Active	Tracy	57	5,061,362	1	4,850	0	0	908	908	869.2	4	16	1
El Monte USARC		Army Reserve	South El Monte	4	38,348	0	0	0	0	0	11	11.5	438	10	2
Fort Hunter Liggett	R	Army Reserve	Jolon	271	904,495	0	0	7	6,894	164,261	164,261	583.8	51	9	247
Fort Ord		Army Active	Seaside	0	0	0	0	0	0	14,159	14,159	113.1	0	0	0
Garden Grove USARC		Army Reserve	Stanton	4	39,771	0	0	0	0	14	14	10.3	470	3	0
Holderman Hall USARC		Army Reserve	Los Angeles	3	84,052	0	0	0	0	10	10	21.8	254	18	0

* Sites having assets that are Federally funded (e.g., owned, lease, licence, permit) and State-owned interest.

** US Locations that do not meet criteria of at least ten (10) Acres AND at least \$10M PRV. US Territories and Non-US Locations that do not meet criteria of at least ten (10) Acres OR at least \$10M PRV.

DEPARTMENT OF DEFENSE - Army
Base Structure Report - As of 30 Sept 2007

SITE	BRAC 2005	COMPONENT	NAME NEAREST CITY	BUILDINGS						ACRES OWNED	TOTAL ACRES	PRV (\$M)	MIL	CIV	OTHER
				OWNED		LEASED		OTHER							
				COUNT	SQFT	COUNT	SQFT	COUNT	SQFT						
Hwd Of Oakland USARC/AMSA 85 G		Army Reserve	Oakland	0	0	9	84,183	0	0	0	16	23.4	222	19	5
March USARC		Army Reserve	Riverside	10	79,589	0	0	0	0	74	74	18.8	1,085	25	4
Mare Island USARC/OMS/Marine AMSA		Army Reserve	Vallejo	6	151,221	0	0	0	0	34	34	56.2	592	31	1
Moffett Community Hsg		Army Active	Mountain View	117	784,590	0	0	124	670,602	140	140	180.9	0	0	0
MTC-H Camp Roberts		Army Guard	San Miguel	413	1,761,974	0	0	0	0	42,814	42,814	707.0	449	208	452
NG Hammer Field		Army Guard	Fresno	4	96,727	0	0	0	0	15	15	23.6	663	184	6
NG Sacramento Mather		Army Guard	Mather AFB	7	86,428	0	0	0	0	30	30	45.2	500	1	2
NTC and Fort Irwin		Army Active	Fort Irwin	720	3,860,300	0	0	971	3,784,523	636,181	636,401	2,132.4	4,664	849	3,921
Ord Military Community		Army Active	Seaside	53	543,153	0	0	132	351,439	771	771	279.7	0	0	0
Parks Reserve Forces Training Area	R	Army Reserve	Dublin	114	1,037,065	0	0	127	286,402	2,468	2,468	318.1	1,148	235	1,759
Patton Hall USARC		Army Reserve	Bell	5	166,331	0	0	0	0	21	21	41.2	933	20	4
Presidio Of Monterey		Army Active	Monterey	138	1,784,134	2	55,809	1	231	392	392	528.3	4,575	1,682	1,994
Riverbank AAP	C	Army Active	Riverbank	121	756,975	0	0	0	0	172	172	282.8	0	4	240
Sacramento Army Depot		Army Active	Sacramento	5	9,470	0	0	0	0	48	48	14.6	0	0	0
SAT COM		Army Active	San Miguel	11	43,039	2	16,500	0	0	23	23	20.6	56	2	28
Sierra Army Depot	R	Army Active	Herlong Sierra Ord-D	1,023	5,193,260	0	0	0	0	36,096	36,096	1,599.6	1	840	442
Silas B. Hays		Army Active	Seaside	1	369,662	0	0	0	0	24	24	91.9	0	0	556
Tustin USARC		Army Reserve	Irvine	2	42,214	0	0	0	0	15	15	11.8	537	11	30
** OTHER SITE(S): 52				89	918,111	18	1,225,688	6	98,578	277	316	349.2	6,326	123	265
California Total:				3,542	29,666,550	32	1,387,030	1,368	5,198,669	1,158,586	1,158,871	10,012.6	26,310	4,616	10,909
Colorado															
Fort Carson	R	Army Active	Colorado Springs	713	8,879,331	1	315	1,770	4,299,162	137,404	137,404	3,868.1	18,796	1,844	3,732
Joe P Martinez USARC/AMSA #100		Army Reserve	Denver	3	82,127	0	0	0	0	20	20	20.2	376	31	4
* NG Buckley AFB		Army Guard	Aurora	9	165,580	0	0	0	0	16	16	40.0	647	109	14
NG Firestone		Army Guard	Longmont	4	81,510	0	0	0	0	11	11	17.4	169	13	47
Pinon Canyon		Army Active	Model	23	68,675	0	0	0	0	235,896	235,896	124.2	0	6	0
Pueblo Chemical Depot		Army Active	Pueblo	1,117	5,474,993	0	0	0	0	23,121	23,121	1,752.9	2	223	613
Rocky Mountain Arsenal		Army Active	Commerce City	26	355,724	0	0	0	0	3,781	3,911	206.0	0	7	345
William T. Fitzsimons USARC		Army Reserve	Aurora	4	135,173	0	0	0	0	21	21	33.7	820	10	0
** OTHER SITE(S): 14				4	65,680	10	204,332	0	0	22	91	38.9	1,594	45	33
Colorado Total:				1,903	15,308,793	11	204,647	1,770	4,299,162	400,291	400,490	6,101.4	22,404	2,288	4,788
Connecticut															
Berry-Rosenblatt AFRC		Army Reserve	West Hartford	2	163,763	0	0	0	0	12	12	39.6	713	16	0
BG John W Middleton USARC		Army Reserve	East Windsor	5	66,120	0	0	0	0	16	16	21.8	187	9	0

* Sites having assets that are Federally funded (e.g., owned, lease, licence, permit) and State-owned interest.

** US Locations that do not meet criteria of at least ten (10) Acres AND at least \$10M PRV. US Territories and Non-US Locations that do not meet criteria of at least ten (10) Acres OR at least \$10M PRV.

DEPARTMENT OF DEFENSE - Army
Base Structure Report - As of 30 Sept 2007

SITE	BRAC 2005	COMPONENT	NAME NEAREST CITY	BUILDINGS						ACRES OWNED	TOTAL ACRES	PRV (\$M)	MIL	CIV	OTHER
				OWNED		LEASED		OTHER							
				COUNT	SQFT	COUNT	SQFT	COUNT	SQFT						
NG AASF Windsor Locks		Army Guard	Windsor Locks	14	153,270	0	0	0	0	0	32	56.6	8	10	1
* NG Newtown Military Reservation		Army Guard	Newtown	0	0	0	0	3	54,191	0	95	13.3	8	0	0
Stratford Army Engine Plant		Army Active	Stratford	42	1,618,526	0	0	0	0	124	124	392.3	1	0	93
** OTHER SITE(S): 8				12	150,761	5	72,049	1	7,800	44	49	48.1	660	36	0
Connecticut Total:				75	2,152,440	5	72,049	4	61,991	197	328	571.7	1,577	71	94
Delaware															
NG New Castle TS Rifle Range		Army Guard	New Castle	39	161,508	0	0	0	0	203	203	30.3	79	76	9
** OTHER SITE(S): 3				15	90,822	0	0	0	0	18	18	21.2	579	13	0
Delaware Total:				54	252,330	0	0	0	0	221	221	51.5	658	89	9
District of Columbia															
Fort Lesley J McNair		Army Active	Washington, DC	59	1,087,386	0	0	0	0	107	107	249.6	924	652	196
Walter Reed AMC Main Post	C	Army Active	Washington, DC	48	4,612,024	1	5,040	9	43,488	113	113	1,486.3	2,406	2,834	2,608
** OTHER SITE(S): 2				10	81,153	0	0	0	0	16	16	12.5	413	61	0
District of Columbia Total:				117	5,780,563	1	5,040	9	43,488	236	236	1,748.3	3,743	3,547	2,804
Florida															
Destin Moreno Point		Army Active	Destin	21	58,872	0	0	0	0	14	14	12.9	0	0	0
LTC Luis E. Martinez USARC		Army Reserve	Miami	2	82,716	0	0	0	0	28	28	16.0	906	9	2
* NG Eglin AFB Fort Walton Beach		Army Guard	Eglin AFB	22	27,861	0	0	0	0	0	4,367	17.2	0	0	0
Sp Forces Site Key West		Army Active	Key West	10	75,906	0	0	0	0	24	24	18.5	0	0	0
Taft USARC		Army Reserve	Orlando	5	168,872	0	0	0	0	40	40	30.4	910	22	9
US Army Garrison-Miami		Army Active	Orange Park	0	0	0	0	7	227,485	0	34	36.9	236	344	674
** OTHER SITE(S): 59				66	716,823	29	866,222	12	58,239	584	616	156.0	6,674	189	53
Florida Total:				126	1,131,050	29	866,222	19	285,724	690	5,124	287.8	8,726	564	738
Georgia															
Athens USARC		Army Reserve	Athens	4	52,098	0	0	0	0	13	13	10.5	142	0	0
Camp Frank D. Merrill, Dahlonega		Army Active	Dahlonega	52	139,728	0	0	0	0	0	289	29.1	324	5	33
Decatur USARC		Army Reserve	Decatur	1	85,680	0	0	0	0	11	11	15.5	937	33	1
Dobbins USARC/ASF		Army Reserve	Marietta	5	42,728	0	0	0	0	24	24	10.3	78	6	9
Fort Benning	R	Army Active	Fort Benning	1,266	14,625,163	0	0	1,874	6,015,192	171,869	171,873	4,401.4	29,436	2,423	7,888
Fort Gillem	C	Army Active	Forest Park	140	5,752,413	0	0	8	22,043	1,531	1,531	813.7	2,236	605	1,602
Fort Gordon		Army Active	Augusta	526	7,611,610	0	0	23	131,434	55,597	55,597	2,145.2	13,754	2,159	5,033
Fort Gordon Recreation Area		Army Active	Augusta	17	39,989	0	0	0	0	0	909	13.7	0	0	0
Fort McPherson	C	Army Active	Atlanta	216	2,193,361	0	0	3	4,697	487	487	422.3	2,178	1,995	1,875

* Sites having assets that are Federally funded (e.g., owned, lease, licence, permit) and State-owned interest.

** US Locations that do not meet criteria of at least ten (10) Acres AND at least \$10M PRV. US Territories and Non-US Locations that do not meet criteria of at least ten (10) Acres OR at least \$10M PRV.

DEPARTMENT OF DEFENSE - Army
Base Structure Report - As of 30 Sept 2007

SITE	BRAC 2005	COMPONENT	NAME NEAREST CITY	BUILDINGS						ACRES OWNED	TOTAL ACRES	PRV (\$M)	MIL	CIV	OTHER
				OWNED		LEASED		OTHER							
				COUNT	SQFT	COUNT	SQFT	COUNT	SQFT						
Fort Stewart		Army Active	Fort Stewart	1,499	8,726,584	7	8,739	1,031	5,289,524	279,270	279,271	3,054.9	16,515	1,680	3,668
Hunter Army Airfield		Army Active	Savannah	394	3,184,033	0	0	376	1,058,536	5,653	5,662	1,167.7	6,036	411	1,358
* NG Dobbins ARB		Army Guard	Marietta	6	109,382	0	0	0	0	22	22	25.0	389	135	84
VTS Catoosa		Army Guard	Tunnel Hill	36	77,326	0	0	0	0	1,627	1,627	22.9	11	3	671
** OTHER SITE(S): 21				57	361,272	4	328,630	41	76,560	427	918	90.5	2,841	113	75
Georgia Total:				4,219	43,001,368	11	337,369	3,356	12,597,986	516,531	518,234	12,222.5	74,877	9,568	22,297
Guam															
Guam US Army Reserve Center		Army Reserve	Agana	6	59,936	0	0	0	0	20	20	36.4	415	2	0
NG Fort Juan Muna		Army Guard	Barrigada	35	90,469	0	0	0	0	15	15	38.9	74	0	20
NG Guam Barrigada Complex		Army Guard	Barrigada	5	111,394	0	0	0	0	51	51	67.2	723	0	7
** OTHER SITE(S): 1				0	0	1	1,428	0	0	0	0	0.0	0	0	0
Guam Total:				46	261,799	1	1,428	0	0	86	86	142.5	1,212	2	27
Hawaii															
Aliamanu Military Reservation		Army Active	Honolulu	103	280,061	0	0	948	3,804,518	597	603	839.3	7	36	94
Dillingham Mil Res		Army Active	Waialua	5	4,176	0	0	0	0	664	664	44.2	0	0	40
Fort De Russy		Army Active	Honolulu	9	783,763	0	0	0	0	73	73	220.5	0	4	996
Fort Shafter		Army Active	Honolulu	133	1,643,272	0	0	223	861,601	590	590	814.6	4,899	1,337	1,529
Helemano Military Reservation		Army Active	Wahiawa	23	243,047	0	0	216	1,556,062	0	290	462.8	2	19	64
Kahuku Training Area		Army Active	Kahuku	16	22,460	0	0	0	0	8,330	9,480	28.4	0	0	1
Kilauea Mil Reserve		Army Active	Hawaii Natl Park	86	152,014	0	0	0	0	17	72	46.5	0	2	76
Kipapa Ammo Storage Site		Army Active	Pukalani	70	179,462	0	0	0	0	401	401	73.3	0	0	0
Makua Mil Reserve		Army Active	Waianae	4	4,873	0	0	0	0	3,406	4,195	18.6	0	0	0
NG Kalaeloa		Army Guard	Kapolei	30	489,696	0	0	0	0	147	147	204.5	1,072	65	186
* NG Regional Training Institute		Army Guard	Waimanalo	7	75,951	0	0	0	0	48	48	64.0	97	3	3
NG TS Waiawa Gulch		Army Guard	Pearl City	14	124,427	0	0	0	0	19	19	23.6	356	18	3
Pohakuloa Training Area		Army Active	Hilo	172	293,849	0	0	5	567	108,851	131,886	263.8	13	105	107
Pupukea Paalaa Uka Mil Road		Army Active	Haleiwa	0	0	0	0	0	0	109	109	11.4	0	0	0
Schofield Barracks Military Reservation		Army Active	Wahiawa	477	6,529,158	0	0	1,399	5,987,953	15,600	18,676	4,252.7	12,386	1,063	2,678
Signal Cable Trunking System		Army Active	Wahiawa	43	9,071	0	0	0	0	201	201	87.3	0	0	0
Tripler AMC		Army Active	Honolulu	40	1,876,842	0	0	88	341,926	367	367	1,134.5	1,413	1,426	1,598
USA Field Station Kunia		Army Active	Kunia	9	272,040	0	0	0	0	89	95	132.8	13	0	141
Waianae-Kai Military Reservation		Army Active	Waianae	46	47,458	0	0	1	637	0	14	19.4	1	0	35
Waikakalaua Ammo Storage Tunnels		Army Active	Schofield Barracks	49	104,236	0	0	0	0	314	314	41.2	0	0	0
Wheeler Army Airfield		Army Active	Wahiawa	166	1,313,886	0	0	338	1,063,955	1,370	1,370	1,021.0	3,038	376	695

* Sites having assets that are Federally funded (e.g., owned, lease, licence, permit) and State-owned interest.

** US Locations that do not meet criteria of at least ten (10) Acres AND at least \$10M PRV. US Territories and Non-US Locations that do not meet criteria of at least ten (10) Acres OR at least \$10M PRV.

DEPARTMENT OF DEFENSE - Army
Base Structure Report - As of 30 Sept 2007

SITE	BRAC 2005	COMPONENT	NAME NEAREST CITY	BUILDINGS						ACRES OWNED	TOTAL ACRES	PRV (\$M)	MIL	CIV	OTHER
				OWNED		LEASED		OTHER							
				COUNT	SQFT	COUNT	SQFT	COUNT	SQFT						
** OTHER SITE(S): 7				19	105,058	0	0	0	0	49	23,397	46.8	268	4	3
Hawaii Total:				1,521	14,554,800	0	0	3,218	13,617,219	141,243	193,011	9,851.2	23,565	4,458	8,249
Idaho															
NG Edgemoade TS Mountain Home		Army Guard	Mountain Home	11	60,986	0	0	0	0	151	151	12.9	52	0	0
* NG Gowen Field Boise		Army Guard	Boise	117	1,032,041	0	0	0	0	211	211	335.9	1,711	425	209
* Orchard Range TS Boise		Army Guard	Boise	28	48,209	0	0	20	11,861	0	138,551	101.0	0	0	0
** OTHER SITE(S): 14				25	184,389	1	100	0	0	1,117	2,015	42.9	659	22	6
Idaho Total:				181	1,325,625	1	100	20	11,861	1,479	140,927	492.7	2,422	447	215
Illinois															
Charles Melvin Price Spt Ctr		Army Active	Granite City	9	349,219	0	0	3	3,641	136	136	51.0	279	3	0
Col P. Schulstad USARC		Army Reserve	Arlington Hts	8	231,959	0	0	0	0	48	48	64.4	715	8	154
Fort Dearborn USARC O'Hare		Army Reserve	Des Plaines	2	37,987	0	0	0	0	16	16	10.9	0	0	0
Future MCAR Project		Army Reserve	Granite City	21	155,760	0	0	0	0	42	42	37.8	0	0	0
Joliet AAP Elwood		Army Active	Wilmington	206	759,003	0	0	0	0	657	657	200.1	0	0	0
Joliet AAP Kankakee		Army Active	Wilmington	19	50,573	0	0	0	0	1,068	1,068	13.5	0	0	0
NG N Riverside (NG Maint Center)		Army Guard	Riverside	19	204,749	0	0	0	0	21	21	33.9	546	62	7
NG Peoria AASF #3		Army Guard	Peoria	0	0	0	0	18	135,503	0	46	47.1	555	29	0
North Shore Mem USARC		Army Reserve	Highland Park	4	47,096	0	0	0	0	14	14	13.6	297	5	0
Parkhurst USARC/OMS/DS		Army Reserve	Darien	2	87,595	0	0	0	0	13	13	24.3	476	27	0
Rock Island Arsenal	R	Army Active	Rock Island	179	6,585,825	50	87,846	0	0	870	870	1,591.2	373	4,550	1,671
Savanna Depot Act		Army Active	Savanna	761	2,946,448	0	0	0	0	8,579	8,579	933.6	0	4	2
Sheridan Reserve Complex	R	Army Reserve	Highland Park	36	457,350	0	0	0	0	90	90	110.9	1,648	67	42
USAR Joliet Outdr Training (Elwood)		Army Active	Elwood	16	38,189	0	0	0	0	3,585	3,585	15.7	116	0	0
** OTHER SITE(S): 31				67	712,527	1	10,000	0	0	147	429	184.4	2,956	137	170
Illinois Total:				1,349	12,664,280	51	97,846	21	139,144	15,287	15,615	3,332.3	7,961	4,892	2,046
Indiana															
(Lyle J. Thompson) USARC		Army Reserve	South Bend	3	57,885	0	0	0	0	0	12	12.6	121	25	0
Camp Atterbury	C	Army Guard	Avon	387	1,335,918	0	0	0	0	33,139	33,139	502.1	1,122	98	742
Evansville AFRC		Army Reserve	Evansville	2	49,521	0	0	0	0	5	10	11.3	180	16	0
Fort Ben Harrison USARC		Army Reserve	Indianapolis	18	233,287	0	0	0	0	138	138	51.5	496	27	12
Fort Benjamin Harrison		Army Active	Indianapolis	2	101,070	0	0	0	0	78	78	56.6	0	0	0
Indiana AAP		Army Active	Charlestown	888	3,026,586	0	0	0	0	5,310	5,310	931.3	0	0	0
Jefferson Proving Ground		Army Active	Madison	155	350,407	0	0	0	0	52,832	52,832	163.7	11	1	0
Newport Chem Depot	C	Army Active	Newport	111	738,195	0	0	0	0	8,396	8,396	334.8	2	28	1,017

* Sites having assets that are Federally funded (e.g., owned, lease, licence, permit) and State-owned interest.

** US Locations that do not meet criteria of at least ten (10) Acres AND at least \$10M PRV. US Territories and Non-US Locations that do not meet criteria of at least ten (10) Acres OR at least \$10M PRV.

DEPARTMENT OF DEFENSE - Army
Base Structure Report - As of 30 Sept 2007

SITE	BRAC 2005	COMPONENT	NAME NEAREST CITY	BUILDINGS						ACRES OWNED	TOTAL ACRES	PRV (\$M)	MIL	CIV	OTHER
				OWNED		LEASED		OTHER							
				COUNT	SQFT	COUNT	SQFT	COUNT	SQFT						
** OTHER SITE(S): 23				1,945	7,763,456	7	122,818	1	13,500	998	1,012	2,187.1	3,539	760	6,542
Indiana Total:				3,511	13,656,325	7	122,818	1	13,500	100,896	100,926	4,250.9	5,471	955	8,313
Iowa															
Camp Dodge Johnston TS	R	Army Guard	Johnston	30	651,412	0	0	0	0	2,083	28,847	202.9	2,217	395	826
Des Moines Reserve Complex		Army Reserve	Des Moines	8	162,152	0	0	0	0	40	40	32.4	946	11	48
Iowa AAP	R	Army Active	Middletown	934	4,130,358	0	0	1	1,500	19,011	19,011	1,239.6	0	23	924
** OTHER SITE(S): 29				38	384,413	6	62,060	2	20,898	142	235	98.3	3,141	125	2
Iowa Total:				1,010	5,328,335	6	62,060	3	22,398	21,277	48,133	1,573.2	6,304	554	1,800
Kansas															
Atchison Caves		Army Reserve	Atchison	6	2,599,610	0	0	0	0	125	125	249.5	0	0	0
Fort Leavenworth	R	Army Active	Fort Leavenworth	275	4,762,189	0	0	600	4,284,628	5,637	5,637	1,726.3	3,815	1,534	2,667
Fort Riley	R	Army Active	Fort Riley	958	9,290,014	2	22,672	23	376,165	97,115	100,707	2,911.7	17,411	1,868	4,792
Kansas AAP	C	Army Active	Parsons	509	2,204,281	0	0	0	0	13,835	13,835	589.1	0	8	296
Leavenworth USARC		Army Reserve	Fort Leavenworth	2	47,520	0	0	0	0	17	17	33.3	0	0	0
* NG Armory/Maintenance Facility		Army Guard	Manhattan	0	0	1	78,000	0	0	0	10	15.5	0	0	0
* NG Coffeyville Armory (New)		Army Guard	Coffeyville	0	0	2	25,110	0	0	0	10	10.3	122	0	0
* NG Salina KS Training Center		Army Guard	Salina	0	0	3	78,012	0	0	0	53	16.1	76	0	4
* NG Topeka Forbes Field		Army Guard	Topeka	0	0	0	0	7	231,374	30	30	57.2	523	81	0
* Salina Smoky Hill Maj Training Area		Army Guard	Salina	0	0	0	0	27	15,092	3,536	3,536	10.7	160	1	33
Topeka Future		Army Reserve	Topeka	2	47,527	0	0	0	0	12	12	71.8	350	11	0
Wichita USARC	R	Army Reserve	Wichita	3	155,043	0	0	0	0	18	18	29.1	972	155	0
** OTHER SITE(S): 25				32	324,173	9	91,540	0	0	159	217	85.7	2,160	92	31
Kansas Total:				1,787	19,430,357	17	295,334	657	4,907,259	120,485	124,208	5,806.5	25,589	3,750	7,823
Kentucky															
Blue Grass Army Depot	R	Army Active	Richmond	1,098	3,907,595	0	0	0	0	14,594	14,594	1,118.0	50	708	491
Brooks-Lawler USARC/AMSA #71		Army Reserve	Fort Thomas	7	64,755	0	0	0	0	15	15	13.7	420	24	0
Fort Campbell KY	R	Army Active	Fort Campbell	642	8,338,445	0	0	1,060	4,501,451	37,850	37,850	2,929.2	28,711	1,999	5,902
Fort Campbell TN	R	Army Active	Fort Campbell	711	6,023,208	0	0	856	2,377,973	68,604	68,604	1,988.4	0	14	0
Fort Knox	R	Army Active	Fort Knox	944	10,346,224	0	0	56	167,238	109,111	109,111	3,043.0	14,996	3,058	5,043
Lexington AFRC		Army Reserve	Lexington	5	50,943	0	0	0	0	10	10	10.6	250	1	1
Louisville Kentucky	C	Army Reserve	Louisville	6	129,377	1	26,560	0	0	23	23	32.3	856	29	8
** OTHER SITE(S): 26				37	167,582	24	171,894	0	0	1,358	1,679	64.2	2,674	357	171
Kentucky Total:				3,450	29,028,129	25	198,454	1,972	7,046,662	231,566	231,887	9,199.4	47,957	6,190	11,616

* Sites having assets that are Federally funded (e.g., owned, lease, licence, permit) and State-owned interest.

** US Locations that do not meet criteria of at least ten (10) Acres AND at least \$10M PRV. US Territories and Non-US Locations that do not meet criteria of at least ten (10) Acres OR at least \$10M PRV.

DEPARTMENT OF DEFENSE - Army
Base Structure Report - As of 30 Sept 2007

SITE	BRAC 2005	COMPONENT	NAME NEAREST CITY	BUILDINGS						ACRES OWNED	TOTAL ACRES	PRV (\$M)	MIL	CIV	OTHER
				OWNED		LEASED		OTHER							
				COUNT	SQFT	COUNT	SQFT	COUNT	SQFT						
Louisiana															
England Authority		Army Active	Alexandria	0	0	23	140,960	0	0	0	247	28.5	0	0	0
Fort Polk		Army Active	Fort Polk	1,104	8,023,325	1	675,224	1,179	7,064,314	100,110	198,721	3,337.8	8,991	1,493	4,499
** OTHER SITE(S): 24				48	329,082	4	31,808	0	0	54	2,283	94.7	4,314	292	888
Louisiana Total:				1,152	8,352,407	28	847,992	1,179	7,064,314	100,164	201,251	3,461.0	13,305	1,785	5,387
Maine															
* NG Bangor TS		Army Guard	Bangor	16	274,657	0	0	0	0	179	204	67.9	280	69	8
** OTHER SITE(S): 10				34	172,063	0	0	17	18,171	1,229	712,294	50.4	659	71	0
Maine Total:				50	446,720	0	0	17	18,171	1,408	712,498	118.2	939	140	8
Maryland															
1Sgt Adam S Brandt USARC		Army Reserve	Curtis Bay	3	52,684	0	0	0	0	27	27	13.9	460	28	0
Aberdeen Proving Ground	R	Army Active	Aberdeen Prov Grnd	1,933	14,327,171	0	0	40	156,024	72,406	72,406	3,715.9	5,641	6,282	5,554
Blossom Point Research Facility		Army Active	Hyattsville	45	69,815	0	0	0	0	1,600	1,600	42.3	0	8	81
Curtis Bay - Baltimore		Army Reserve	Curtis Bay	3	27,915	0	0	0	0	18	18	63.3	0	0	0
Fort Detrick	R	Army Active	Frederick	194	2,131,125	0	0	310	625,747	1,153	1,153	1,151.5	1,146	1,467	5,309
Fort George G Meade	R	Army Active	Fort Meade	265	4,667,777	0	0	1,222	4,838,539	5,067	5,067	2,227.0	11,371	4,085	22,749
Fort Ritchie		Army Active	Cascade	238	1,311,450	0	0	0	0	591	592	266.1	7	0	0
Jachman USARC		Army Reserve	Owings Mills	3	48,350	0	0	0	0	14	14	11.2	5	1	0
National Geospatial Intelligence Agency	C	Army Active	Bethesda	5	680,169	0	0	0	0	40	40	144.4	0	0	0
NG Pvt Henry Costin		Army Guard	Laurel	3	57,497	0	0	0	0	23	23	12.8	152	0	0
USA Adelphi Laboratory Ctr	R	Army Active	Hyattsville	30	1,131,049	0	0	0	0	207	207	303.7	109	778	461
Walter Reed AMC Forest Glen	R	Army Active	Silver Spring	36	1,340,751	0	0	0	0	132	132	408.5	281	279	1,050
** OTHER SITE(S): 18				36	359,092	5	125,568	0	0	163	169	114.4	1,457	30	5
Maryland Total:				2,794	26,204,845	5	125,568	1,572	5,620,310	81,442	81,449	8,474.8	20,629	12,958	35,209
Massachusetts															
94th RRC HQ USARC	R	Army Reserve	Ayer	1	81,206	0	0	0	0	14	14	19.5	280	62	0
Cpl G M Craig USARC/AMSA 163		Army Reserve	Brockton	2	66,423	0	0	0	0	14	14	17.0	223	20	0
Devens Reserve Forces Training Area	R	Army Reserve	Ayer	125	1,497,499	0	0	0	0	5,212	5,212	394.4	2,347	229	40
George Hampden Crossman USARC		Army Reserve	Taunton	2	68,517	0	0	0	0	10	10	16.9	168	1	0
MTA Camp Edwards		Army Guard	Buzzards Bay	177	804,549	0	0	0	0	14,712	14,712	314.3	386	48	139
NG Rehoboth-TS Nike 19 COE #25326		Army Guard	Rehoboth	10	52,486	0	0	0	0	15	15	11.1	103	0	0

* Sites having assets that are Federally funded (e.g., owned, lease, licence, permit) and State-owned interest.

** US Locations that do not meet criteria of at least ten (10) Acres AND at least \$10M PRV. US Territories and Non-US Locations that do not meet criteria of at least ten (10) Acres OR at least \$10M PRV.

DEPARTMENT OF DEFENSE - Army
Base Structure Report - As of 30 Sept 2007

SITE	BRAC 2005	COMPONENT	NAME NEAREST CITY	BUILDINGS						ACRES OWNED	TOTAL ACRES	PRV (\$M)	MIL	CIV	OTHER
				OWNED		LEASED		OTHER							
				COUNT	SQFT	COUNT	SQFT	COUNT	SQFT						
Soldier Systems Center	R	Army Active	Natick	76	870,627	1	3,796	0	0	78	78	227.8	92	809	696
South Boston Support Activity		Army Reserve	Boston	2	583,529	0	0	0	0	11	11	130.4	325	37	937
SSC Hudson Housing		Army Active	Natick	14	50,153	0	0	0	0	134	134	11.4	0	0	0
Westover AFRC	C	Army Reserve	Chicopee	2	52,477	0	0	0	0	12	12	13.0	440	15	0
** OTHER SITE(S): 17				77	410,697	0	0	3	100,097	66	69	132.1	1,993	60	0
Massachusetts Total:				488	4,538,163	1	3,796	3	100,097	20,279	20,281	1,287.9	6,357	1,281	1,812
Michigan															
1Lt Robert L Poxon USARC		Army Reserve	Southfield	6	93,477	0	0	0	0	26	26	23.8	631	11	2
CTC Fort Custer Trng Center	R	Army Guard	Augusta	100	398,634	0	0	0	0	7,570	7,570	153.0	605	13	41
Detroit Arsenal	R	Army Active	Warren	36	1,611,885	2	11,825	1	200	170	170	454.8	131	3,407	1,347
Dr Mary E Walker Mem USARC		Army Reserve	Grand Rapids	2	72,040	0	0	0	0	14	14	19.2	264	6	1
NG Grayling Airfield		Army Guard	Grayling	44	140,223	0	0	0	0	875	875	102.1	0	0	0
** OTHER SITE(S): 21				40	653,310	3	120,537	0	0	103	114	178.0	2,784	153	492
Michigan Total:				228	2,969,569	5	132,362	1	200	8,758	8,768	931.0	4,415	3,590	1,883
Minnesota															
Arden Hills USARC		Army Reserve	St. Paul	3	143,090	0	0	0	0	54	54	28.8	325	34	4
Fort Snelling USARC/AMSA	R	Army Reserve	St. Paul	6	269,784	0	0	0	0	47	47	67.2	1,034	108	52
NG Arden Hills Army TS		Army Guard	St. Paul	45	78,746	0	0	0	0	1,496	1,496	28.1	69	36	0
Twin Cities AAP		Army Active	St. Paul	108	2,843,616	0	0	0	0	677	677	704.7	439	8	292
** OTHER SITE(S): 43				28	242,225	5	51,550	0	0	63	1,828	74.3	4,546	82	0
Minnesota Total:				190	3,577,461	5	51,550	0	0	2,338	4,103	903.2	6,413	268	348
Mississippi															
BG George A Morris USARC		Army Reserve	Vicksburg	2	75,625	0	0	0	0	13	13	14.2	224	16	1
CTA Camp McCain		Army Guard	Grenada	100	353,527	0	0	0	0	12,881	12,881	117.4	345	89	73
Mississippi AAP	C	Army Active	Stennis Space Center	112	1,693,513	0	0	0	0	0	4,214	349.3	0	3	35
MTA Camp Shelby		Army Guard	Hattiesburg	33	228,305	0	0	0	0	200	125,382	80.0	1,386	267	1,999
** OTHER SITE(S): 87				38	677,306	5	66,508	0	0	91	666	114.9	8,422	393	61
Mississippi Total:				285	3,028,276	5	66,508	0	0	13,184	143,155	675.7	10,377	768	2,169
Missouri															
Belton USARC/AMSA #57		Army Reserve	Belton	2	9,865	0	0	1	48,296	195	195	11.5	614	40	0
Fort Leonard Wood	R	Army Active	Fort Leonard Wood	1,232	10,271,153	15	90,714	1,033	3,227,769	53,239	62,911	3,091.2	24,921	2,492	3,901
Lake City AAP		Army Active	Independence	355	2,954,055	0	0	8	2,299	3,950	3,950	887.8	1	24	3,357
Lake Of the Ozarks Recreation		Army Active	Lake Ozark	18	17,439	0	0	0	0	0	359	20.6	0	0	0

* Sites having assets that are Federally funded (e.g., owned, lease, licence, permit) and State-owned interest.

** US Locations that do not meet criteria of at least ten (10) Acres AND at least \$10M PRV. US Territories and Non-US Locations that do not meet criteria of at least ten (10) Acres OR at least \$10M PRV.

DEPARTMENT OF DEFENSE - Army
Base Structure Report - As of 30 Sept 2007

SITE	BRAC 2005	COMPONENT	NAME NEAREST CITY	BUILDINGS						ACRES OWNED	TOTAL ACRES	PRV (\$M)	MIL	CIV	OTHER
				OWNED		LEASED		OTHER							
				COUNT	SQFT	COUNT	SQFT	COUNT	SQFT						
MTA Camp Crowder Neosho		Army Guard	Neosho	66	208,282	0	0	0	0	4,362	4,362	87.4	0	12	33
NG MTA Camp Clark Nevada		Army Guard	Nevada	184	241,346	0	0	0	0	615	615	80.0	40	8	29
* NG Whiteman AFB Knob Noster		Army Guard	Whiteman AFB	5	80,544	0	0	0	0	44	44	19.5	309	38	0
Springfield AFRC/AMSA #54		Army Reserve	Springfield	4	81,899	0	0	0	0	18	18	17.7	195	5	0
St Charles USARC		Army Reserve	St. Charles	19	132,927	0	0	0	0	1,656	1,656	35.0	0	0	0
St Louis #3/Sverdrup USARC		Army Reserve	St. Louis	3	107,973	0	0	0	0	21	21	23.0	613	47	0
** OTHER SITE(S): 34				19	200,396	21	374,033	15	69,395	44	131	103.9	3,937	166	56
Missouri Total:				1,907	14,305,879	36	464,747	1,057	3,347,759	64,145	74,262	4,377.7	30,630	2,832	7,376
Montana															
MTA Fort Wm Henry Harrison		Army Guard	Helena	113	712,057	0	0	0	0	3,011	6,387	188.0	717	256	162
NG Fort Missoula - FMS 02		Army Guard	Missoula	9	35,444	0	0	3	41,545	14	14	14.2	0	4	0
* NG Helena Aviation RC- AASF- C12		Army Guard	Helena	0	0	0	0	6	215,509	0	60	82.1	431	60	1
NG MTA Limestone Hills		Army Guard	Townsend	0	0	0	0	4	9,768	0	19,997	34.2	0	0	0
Sgt Ernest Veuve Hall/AMSA #75	C	Army Reserve	Missoula	5	65,353	0	0	0	0	16	16	15.8	252	7	4
** OTHER SITE(S): 13				12	100,613	5	85,200	0	0	43	4,888	33.0	334	7	146
Montana Total:				139	913,467	5	85,200	13	266,822	3,083	31,362	367.3	1,734	334	313
Nebraska															
Camp Ashland		Army Guard	Ashland	50	201,380	0	0	0	0	980	980	48.6	311	10	18
Cornhusker AAP		Army Active	Grand Island	31	124,980	1	34,068	0	0	1,992	1,992	102.0	0	0	0
Greenlief TS/UTES 01	R	Army Guard	Hastings	128	272,682	0	0	0	0	3,211	3,211	90.1	15	7	4
Lincoln USARC #2		Army Reserve	Lincoln	3	55,732	0	0	0	0	10	10	11.3	0	0	0
NG Lincoln AASF/Readiness Center		Army Guard	Lincoln	11	197,155	0	0	2	16,962	24	24	51.3	711	45	2
NG Mead TS/FMS 06/UTES 02		Army Guard	Mead	8	88,427	0	0	0	0	1,197	1,197	21.8	12	19	0
** OTHER SITE(S): 14				16	193,972	15	170,024	0	0	981	1,019	59.0	1,518	84	1
Nebraska Total:				247	1,134,328	16	204,092	2	16,962	8,396	8,433	384.0	2,567	165	25
Nevada															
Hawthorne Army Depot		Army Active	Hawthorne	2,513	9,730,475	0	0	0	0	147,236	147,236	3,935.8	1	30	447
Nellis AFB		Army Reserve	Nellis AFB	3	82,549	0	0	0	0	22	22	49.5	261	3	0
** OTHER SITE(S): 6				11	67,385	1	3,234	1	28,792	394	1,044	27.6	871	142	147
Nevada Total:				2,527	9,880,409	1	3,234	1	28,792	147,652	148,302	4,013.0	1,133	175	594
New Hampshire															
AFRC Londonderry		Army Reserve	Londonderry	3	135,079	0	0	0	0	49	49	33.8	782	41	3
Somersworth USARC		Army Reserve	Somersworth	3	56,045	0	0	0	0	15	15	14.8	196	3	0

* Sites having assets that are Federally funded (e.g., owned, lease, licence, permit) and State-owned interest.

** US Locations that do not meet criteria of at least ten (10) Acres AND at least \$10M PRV. US Territories and Non-US Locations that do not meet criteria of at least ten (10) Acres OR at least \$10M PRV.

DEPARTMENT OF DEFENSE - Army
Base Structure Report - As of 30 Sept 2007

SITE	BRAC 2005	COMPONENT	NAME NEAREST CITY	BUILDINGS						ACRES OWNED	TOTAL ACRES	PRV (\$M)	MIL	CIV	OTHER
				OWNED		LEASED		OTHER							
				COUNT	SQFT	COUNT	SQFT	COUNT	SQFT						
** OTHER SITE(S): 8				10	71,833	2	22,177	1	4,700	12	133	22.9	789	170	45
New Hampshire Total:				16	262,957	2	22,177	1	4,700	76	197	71.5	1,767	214	48
<u>New Jersey</u>															
Caven Point USARC		Army Reserve	Jersey City	9	72,733	0	0	0	0	27	27	25.7	306	2	0
Fort Dix	R	Army Active	Fort Dix	613	5,077,918	0	0	15	52,789	30,638	30,638	2,474.0	3,931	1,054	2,211
Fort Monmouth Evans	C	Army Active	Belmar	85	375,062	0	0	0	0	253	253	90.9	0	0	0
Fort Monmouth Main Post	C	Army Active	Red Bank	430	5,101,037	0	0	1	5,100	1,126	1,126	1,168.3	463	4,469	3,829
* NG Warren Grove TS		Army Guard	Barnegat	2	12,174	0	0	0	0	27	27	11.8	0	0	0
Pedricktown Support Facility		Army Active	Pedricktown	18	101,293	0	0	0	0	39	39	23.1	0	0	0
Picatinny Arsenal	R	Army Active	Dover	624	3,514,479	0	0	1	67	6,493	6,493	1,254.6	365	2,657	1,412
Sgt J.W. Joyce Kilmer USARC	C	Army Reserve	Edison	3	97,395	0	0	0	0	24	24	24.1	171	26	0
** OTHER SITE(S): 8				12	268,203	0	0	0	0	39	54	71.1	1,628	83	2
New Jersey Total:				1,796	14,620,294	0	0	17	57,956	38,666	38,680	5,143.5	6,864	8,291	7,454
<u>New Mexico</u>															
Fort Wingate Depot Activity		Army Active	Fort Wingate	827	1,922,016	0	0	0	0	16,691	16,691	643.7	0	0	16
Green River Test Complex		Army Active	Las Cruces	32	52,862	0	0	0	0	3,628	3,628	46.4	0	0	0
Jenkins AFRC	C	Army Reserve	Albuquerque	9	108,770	0	0	0	0	0	12	25.2	374	17	0
White Sands Missile Range	R	Army Active	Las Cruces	1,100	4,493,757	0	0	497	800,052	2,281,659	2,281,659	2,389.0	325	1,927	2,649
** OTHER SITE(S): 16				26	86,793	8	38,462	0	0	11,918	11,935	37.7	473	6	282
New Mexico Total:				1,994	6,664,198	8	38,462	497	800,052	2,313,896	2,313,925	3,142.0	1,172	1,950	2,947
<u>New York</u>															
Amityville AFRC	C	Army Reserve	Amityville	7	63,708	0	0	0	0	15	15	19.8	568	3	1
CW2 Kerry P. Hein USARC		Army Reserve	Shoreham	6	46,261	0	0	0	0	23	23	17.7	384	4	0
Ernie Pyle USARC/AMSA #12	R	Army Reserve	New York City	10	305,695	0	0	0	0	36	36	65.3	1,907	166	24
Floyd Wet Site		Army Reserve	Rome	5	10,666	0	0	0	0	51	51	20.3	0	0	0
Fort Drum	R	Army Active	Fort Drum	1,320	9,349,804	650	3,327,872	899	4,634,387	107,265	107,648	3,811.6	17,256	1,599	2,710
Fort Hamilton	R	Army Active	New York City	44	750,580	0	0	17	426,025	168	168	239.5	742	317	536
MAJ D W Hollender USARC		Army Reserve	Webster	3	65,495	0	0	0	0	12	12	15.4	372	6	0
* NG Hancock Field RC OMS 5		Army Guard	Syracuse	4	82,571	0	0	0	0	30	30	17.8	412	1	4
NG Rochester CSMS C		Army Guard	Rochester	7	75,405	0	0	0	0	10	10	15.6	0	0	0
NG Youngstown TS		Army Guard	Ransomville	44	66,288	0	0	0	0	860	860	26.8	0	0	0
Niagara Falls AFRC	C	Army Reserve	Niagara Falls	13	179,623	0	0	0	0	22	22	32.0	397	22	0
Orangeburg USARC		Army Reserve	Orangeburg	7	46,334	0	0	0	0	306	306	18.5	313	4	1
Seneca Army Depot Activity		Army Active	Romulus	15	49,635	0	0	0	0	1,381	1,381	49.4	0	0	0

* Sites having assets that are Federally funded (e.g., owned, lease, licence, permit) and State-owned interest.

** US Locations that do not meet criteria of at least ten (10) Acres AND at least \$10M PRV. US Territories and Non-US Locations that do not meet criteria of at least ten (10) Acres OR at least \$10M PRV.

DEPARTMENT OF DEFENSE - Army
Base Structure Report - As of 30 Sept 2007

SITE	BRAC 2005	COMPONENT	NAME NEAREST CITY	BUILDINGS						ACRES OWNED	TOTAL ACRES	PRV (\$M)	MIL	CIV	OTHER
				OWNED		LEASED		OTHER							
				COUNT	SQFT	COUNT	SQFT	COUNT	SQFT						
Sgt Horace D Bradt USARC		Army Reserve	Schenectady	5	54,334	0	0	0	0	12	12	13.4	434	14	0
SSG Frederick J. III Jr. USARC		Army Reserve	Bullville	6	41,749	0	0	0	0	153	153	10.1	144	2	0
Staten Island USARC		Army Reserve	New York City	5	122,732	0	0	0	0	14	14	26.1	483	18	1
Stewart Annex	R	Army Active	Holtsville	4	68,493	0	0	0	0	10	10	28.8	11	1	2
Stewart Newburgh USARC	C	Army Reserve	New Windsor	9	96,705	0	0	0	0	40	40	33.3	208	12	0
Watervliet Arsenal	R	Army Active	Troy	65	2,114,841	0	0	0	0	143	143	479.6	207	766	343
West Point Mil Reservation	R	Army Active	West Point	962	9,906,822	0	0	3	56,654	16,068	16,068	2,384.8	6,011	2,221	2,267
** OTHER SITE(S): 149				87	998,622	190	308,440	0	0	138	187	226.3	4,152	264	0
New York Total:				2,628	24,496,363	840	3,636,312	919	5,117,066	126,758	127,190	7,552.3	34,001	5,420	5,889
North Carolina															
Camp Mackall		Army Active	Pinebluff	68	187,084	0	0	0	0	7,917	63,197	86.9	0	0	0
Fort Bragg	R	Army Active	Fort Bragg	1,993	24,311,994	251	406,104	3,000	7,538,901	152,852	152,922	7,198.9	47,831	4,497	10,058
Greenville USARC		Army Reserve	Greenville	3	94,044	0	0	0	0	15	15	17.4	0	0	0
Military Ocean Tml Sunny Point		Army Active	Southport	79	228,468	0	0	0	0	16,324	16,324	477.6	10	238	229
** OTHER SITE(S): 43				88	630,430	7	142,453	0	0	200	1,247,791	136.3	3,157	190	21
North Carolina Total:				2,231	25,452,020	258	548,557	3,000	7,538,901	177,307	1,480,248	7,917.1	50,998	4,925	10,308
North Dakota															
Mickelsen Stanley R SFG MSR		Army Active	Nekoma	12	276,862	0	0	0	0	631	631	296.3	0	0	0
Mickelsen Stanley R SFG RSL 1		Army Active	Hampden	1	13,008	0	0	0	0	315	315	41.3	0	0	0
Mickelsen Stanley R SFG RSL 2		Army Active	Langdon	1	12,865	0	0	0	0	312	312	41.2	0	0	0
Mickelsen Stanley R SFG RSL 3		Army Active	Mountain	1	12,832	0	0	0	0	333	333	46.6	0	0	0
Mickelsen Stanley R SFG RSL 4		Army Active	Fairdale	1	13,150	0	0	0	0	318	318	42.5	0	0	0
NG Grand Forks Armory		Army Guard	Grand Forks	1	82,365	0	0	0	0	11	11	20.9	341	1	4
NG Minot AFRC		Army Guard	Minot	1	121,697	0	0	0	0	20	20	28.7	268	1	3
** OTHER SITE(S): 30				9	75,313	20	310,234	0	0	10	2,367	83.3	2,080	140	67
North Dakota Total:				27	608,092	20	310,234	0	0	1,950	4,307	600.7	2,689	142	74
Northern Mariana Islands															
** OTHER SITE(S): 1				7	7,931	0	0	0	0	5	5	3.5	31	0	6
Northern Mariana Islands Total:				7	7,931	0	0	0	0	5	5	3.5	31	0	6
Ohio															
(Cooney USARC/AMSA #165 S-S)		Army Reserve	Milan	3	19,700	0	0	0	0	10	10	12.8	119	1	0
83rd Div Memorial USARC/AMSA		Army Reserve	Columbus	3	156,017	0	0	0	0	19	19	29.9	835	47	12

* Sites having assets that are Federally funded (e.g., owned, lease, licence, permit) and State-owned interest.

** US Locations that do not meet criteria of at least ten (10) Acres AND at least \$10M PRV. US Territories and Non-US Locations that do not meet criteria of at least ten (10) Acres OR at least \$10M PRV.

DEPARTMENT OF DEFENSE - Army
Base Structure Report - As of 30 Sept 2007

SITE	BRAC 2005	COMPONENT	NAME NEAREST CITY	BUILDINGS						ACRES OWNED	TOTAL ACRES	PRV (\$M)	MIL	CIV	OTHER
				OWNED		LEASED		OTHER							
				COUNT	SQFT	COUNT	SQFT	COUNT	SQFT						
Defense Supply Center Columbus	R	Army Active	Columbus	43	4,538,916	0	0	0	0	489	489	777.2	17	0	36
Fort Hayes Memorial USARC	C	Army Reserve	Columbus	3	49,281	0	0	0	0	11	11	14.1	337	6	0
Kings Mills Memorial USARC		Army Reserve	Maineville	7	97,696	0	0	0	0	19	19	16.5	270	17	1
Land For Future USARC/AMSA		Army Reserve	North Canton	3	66,263	0	0	0	0	10	10	15.7	0	0	0
NG Camp Sherman TS		Army Guard	Chillicothe	6	55,105	0	0	0	0	463	463	12.8	0	0	0
NG McConnellsville TS		Army Guard	McConnellsville	10	186,176	0	0	0	0	444	444	40.2	386	10	3
NG Rickenbacker (MTA)	R	Army Guard	Columbus	18	286,693	0	0	0	0	126	126	80.7	850	65	66
Ravenna AAP		Army Active	Ravenna	172	670,004	0	0	0	0	1,280	1,280	136.1	0	0	31
Ravenna Training and Log Site		Army Guard	Newton Falls	952	3,505,492	0	0	0	0	20,140	20,140	835.3	289	15	7
Rickenbacker USARC		Army Reserve	Columbus	1	114,072	0	0	0	0	24	28	14.3	128	5	0
Taylor Station Road USARC		Army Reserve	Blacklick	3	79,980	0	0	0	0	10	10	14.5	589	9	2
Toledo Area USAR		Army Reserve	Monclova	2	71,671	0	0	0	0	0	52	15.5	373	26	0
US Army Joint Sys Mfg Ctr Lima	R	Army Active	Lima	37	1,619,862	0	0	0	0	370	370	297.8	4	3	769
** OTHER SITE(S): 36				75	577,271	8	385,648	0	0	381	429	156.6	2,362	81	9
Ohio Total:				1,338	12,094,199	8	385,648	0	0	23,796	23,900	2,470.0	6,559	285	936
Oklahoma															
Camp Gruber		Army Guard	Braggs	156	433,162	0	0	0	0	33,027	33,027	158.6	80	20	83
Fort Sill	R	Army Active	Fort Sill	1,978	14,296,328	0	0	42	179,124	93,829	93,831	3,281.6	18,320	1,906	5,070
McAlester AAP	R	Army Active	McAlester	2,205	9,680,410	0	0	0	0	44,962	44,964	2,654.8	18	1,602	718
NG Regional Trng Inst		Army Guard	Oklahoma City	7	222,598	0	0	1	6,000	33	33	42.5	352	3	7
Twaddle AFRC	C	Army Reserve	Oklahoma City	9	151,030	0	0	0	0	26	26	30.3	691	30	3
** OTHER SITE(S): 28				48	401,828	11	10,539	1	43,032	24	78	84.9	1,893	54	1
Oklahoma Total:				4,403	25,185,356	11	10,539	44	228,156	171,901	171,958	6,252.7	21,354	3,615	5,882
Oregon															
NG Bend Cotef		Army Guard	Bend	5	83,492	0	0	0	0	160	160	18.1	0	0	200
Umatilla Chem Depot	C	Army Active	Hermiston	1,213	3,606,378	0	0	0	0	19,729	19,729	1,192.8	8	394	833
** OTHER SITE(S): 18				31	130,530	1	18	0	0	7,398	287,353	33.9	1,972	126	167
Oregon Total:				1,249	3,820,400	1	18	0	0	27,287	307,242	1,244.8	1,980	520	1,200
Pennsylvania															
Bristol Veterans Mem USARC	R	Army Reserve	Bristol	3	41,749	0	0	0	0	16	16	10.9	210	2	0
Carlisle Barracks		Army Active	Carlisle	73	1,012,060	0	0	49	5,883	458	458	446.0	679	637	622
Chap L J Sabalis Mem USARC		Army Reserve	Wilkes Barre	3	50,993	0	0	0	0	20	20	11.5	340	14	0
Charles E Kelly Spt Facility	C	Army Active	Oakdale	46	244,827	0	0	0	0	125	125	56.1	333	64	87
Defense Distribution Depot Susq	R	Army Active	New Cumberland	119	5,790,766	0	0	0	0	848	848	932.7	820	335	139

* Sites having assets that are Federally funded (e.g., owned, lease, licence, permit) and State-owned interest.

** US Locations that do not meet criteria of at least ten (10) Acres AND at least \$10M PRV. US Territories and Non-US Locations that do not meet criteria of at least ten (10) Acres OR at least \$10M PRV.

DEPARTMENT OF DEFENSE - Army
Base Structure Report - As of 30 Sept 2007

SITE	BRAC 2005	COMPONENT	NAME NEAREST CITY	BUILDINGS						ACRES OWNED	TOTAL ACRES	PRV (\$M)	MIL	CIV	OTHER
				OWNED		LEASED		OTHER							
				COUNT	SQFT	COUNT	SQFT	COUNT	SQFT						
ECS / AMSA #103 (G)		Army Reserve	Conneaut Lake	2	56,181	0	0	0	0	11	11	15.2	0	45	0
Edgemont USARC / AMSA #31 (G)		Army Reserve	Edgemont	5	62,376	0	0	0	0	49	49	22.9	614	17	0
Finleyville NIKE-PI-43		Army Active	Finleyville	13	44,752	0	0	0	0	128	128	11.6	0	0	0
Fort Indiantown Gap		Army Guard	Annville	367	2,330,688	0	0	0	0	17,222	17,222	682.7	3,410	885	847
Greencastle USARC / AMSA #113		Army Reserve	Greencastle	5	39,360	0	0	0	0	31	31	11.0	0	12	0
Johnstown Aviation Support Fac		Army Reserve	Johnstown	9	223,997	0	0	0	0	0	126	84.9	290	2	0
Letterkenny Army Depot	R	Army Active	Chambersburg	1,321	4,909,567	11	451,978	1	3,740	18,660	18,668	1,606.1	3	1,510	1,277
Neville Island Mnt Sup Fac		Army Active	Pittsburgh	17	54,014	0	0	0	0	15	15	11.3	0	0	0
North Penn USARC	C	Army Reserve	Norristown	7	54,817	0	0	0	0	19	19	14.4	167	6	0
Scranton AAP		Army Active	Scranton	7	386,157	0	0	0	0	15	15	102.2	0	8	402
T/Sgt Vernon McGarity USARC	R	Army Reserve	Coraopolis	3	151,981	0	0	0	0	1	36	39.8	1,101	154	0
Tobyhanna Army Depot	R	Army Active	Tobyhanna	135	4,584,271	0	0	2	4,428	1,296	1,296	882.3	207	3,783	1,036
** OTHER SITE(S): 77				135	1,325,536	21	893,883	1	12,000	1,068	1,098	372.4	8,040	259	8
Pennsylvania Total:				2,270	21,364,092	32	1,345,861	53	26,051	39,982	40,180	5,314.0	16,214	7,733	4,418
Puerto Rico															
1Lt P.Lavergne/Bayamon	C	Army Reserve	Bayamon	4	35,470	0	0	0	0	7	7	12.1	0	0	0
AMSA #161 (G)		Army Reserve	Guaynabo	2	45,614	0	0	0	0	7	7	13.9	0	40	15
Cpt E.Rubio Jr./Puerto Nuevo	R	Army Reserve	Puerto Nuevo	6	83,633	0	0	0	0	63	63	30.7	604	2	0
Fort Buchanan	R	Army Reserve	Guaynabo	327	1,892,199	0	0	5	23,026	746	746	725.7	2,174	629	1,349
LTC H.G. Pesquera/Fort Allen		Army Reserve	Juana Diaz	5	109,871	0	0	0	0	40	40	33.6	474	60	4
MTA Camp Santiago Rq 577		Army Guard	Salinas, Salinas	357	840,050	0	0	0	0	11,930	11,930	285.4	506	3	96
* NG Army Aviation Support Facility		Army Guard	San German	0	0	0	0	0	0	14	14	0.0	0	0	0
NG Fort Allen	R	Army Guard	Juana Diaz	101	366,477	0	0	0	0	0	776	223.6	1,027	7	0
Ramey USARC/Aquadilla	R	Army Reserve	Aguadilla	5	67,490	0	0	0	0	59	59	19.6	740	12	0
Roosevelt Rds Nav Sta USARC	R	Army Reserve	Roosevelt Roads NS	4	47,718	0	0	0	0	3	3	14.9	451	8	0
** OTHER SITE(S): 7				25	126,881	0	0	0	0	24	24	41.9	1,009	8	0
Puerto Rico Total:				836	3,615,403	0	0	5	23,026	12,893	13,670	1,401.5	6,985	769	1,464
Rhode Island															
Davisville Family Housing		Army Active	North Kingstown	21	106,278	0	0	0	0	14	14	12.6	0	0	0
NG Camp Fogarty TS		Army Guard	East Greenwich	29	118,867	0	0	0	0	0	374	54.2	883	4	3
** OTHER SITE(S): 10				31	238,176	1	1,400	0	0	120	147	58.7	1,156	30	4
Rhode Island Total:				81	463,321	1	1,400	0	0	134	535	125.5	2,039	34	7
South Carolina															
1Lt Thomas Kukowski USARC		Army Reserve	Greenville	3	31,402	2	20,158	0	0	3	18	10.2	0	0	0

* Sites having assets that are Federally funded (e.g., owned, lease, licence, permit) and State-owned interest.

** US Locations that do not meet criteria of at least ten (10) Acres AND at least \$10M PRV. US Territories and Non-US Locations that do not meet criteria of at least ten (10) Acres OR at least \$10M PRV.

DEPARTMENT OF DEFENSE - Army
Base Structure Report - As of 30 Sept 2007

SITE	BRAC 2005	COMPONENT	NAME NEAREST CITY	BUILDINGS						ACRES OWNED	TOTAL ACRES	PRV (\$M)	MIL	CIV	OTHER
				OWNED		LEASED		OTHER							
				COUNT	SQFT	COUNT	SQFT	COUNT	SQFT						
Fort Jackson	R	Army Active	Columbia	1,238	11,078,340	0	0	45	294,220	52,301	52,301	2,477.9	27,439	1,843	3,983
N Charleston USARC/AMSA #121		Army Reserve	Charleston	3	79,878	0	0	0	0	16	16	14.5	0	0	0
* NG Anderson Lease Facility		Army Guard	Anderson	0	0	2	75,000	0	0	0	12	12.2	182	8	0
* NG McEntire ANG		Army Guard	Eastover	27	329,273	0	0	0	0	208	208	104.8	764	134	82
NG MTA Clarks Hill Reservation		Army Guard	Plum Branch	32	37,687	0	0	0	0	848	848	11.6	0	0	4
** OTHER SITE(S): 21				37	264,902	3	48,976	18	19,716	54	90	62.1	2,129	71	8
South Carolina Total:				1,340	11,821,482	7	144,134	63	313,936	53,431	53,494	2,693.3	30,514	2,056	4,077
South Dakota															
* NG Sioux Falls - Armory Foss Fld		Army Guard	Sioux Falls	3	127,694	0	0	0	0	10	10	29.1	350	2	20
** OTHER SITE(S): 46				4	29,135	2	90,780	10	130,113	17	5,824	38.2	1,938	91	21
South Dakota Total:				7	156,829	2	90,780	10	130,113	27	5,834	67.3	2,288	93	41
Tennessee															
Hewgley USARC		Army Reserve	Knoxville	2	52,502	0	0	0	0	10	10	10.0	459	22	0
Holston AAP	R	Army Active	Kingsport	433	2,436,980	0	0	2	18,300	6,117	6,117	681.5	1	19	805
Lyell AFRC/AMSA #153(G)		Army Reserve	Nashville	8	106,436	0	0	0	0	14	14	19.3	1,037	27	2
Milan AAP	R	Army Active	Milan	1,323	3,639,418	0	0	0	0	22,357	22,357	1,152.9	0	20	552
NG VTS Smyrna		Army Guard	Smyrna	53	535,680	0	0	0	0	830	830	136.1	1,255	301	143
Nsa Millington USARC		Army Reserve	Millington	8	131,563	0	0	0	0	20	20	22.9	976	14	3
VTS Milan		Army Guard	Milan	71	227,121	0	0	0	0	2,568	2,568	50.4	162	15	39
* VTS Tullahoma		Army Guard	Tullahoma	57	72,899	0	0	0	0	6,700	6,700	33.6	15	2	29
** OTHER SITE(S): 23				96	4,301,595	12	26,465	0	0	381	716	518.1	2,230	68	345
Tennessee Total:				2,051	11,504,194	12	26,465	2	18,300	38,997	39,332	2,624.7	6,135	488	1,918
Texas															
Austin Memorial AFRC		Army Reserve	Austin	3	72,525	0	0	0	0	11	13	14.5	290	16	0
Camp Bullis	R	Army Active	San Antonio	255	394,946	0	0	9	105,426	27,993	27,993	133.4	893	3	50
Camp Stanley Storage Actv		Army Active	Boerne	185	679,549	0	0	0	0	4,000	4,000	152.0	0	0	0
Camp Swift		Army Guard	Bastrop	78	208,742	0	0	0	0	11,715	11,715	58.7	158	6	57
Conroe USARC/ASF 62		Army Reserve	Conroe	8	111,688	0	0	0	0	0	44	41.1	443	75	0
Corpus Christi #2 AFRC		Army Reserve	Corpus Christi	4	71,635	0	0	0	0	142	142	13.2	68	17	0
Fort Bliss	R	Army Active	El Paso	1,381	11,926,385	300	556,313	1,962	4,274,584	122,127	122,127	3,816.0	16,291	2,423	5,634
Fort Bliss AAA Ranges	C	Army Active	El Paso	405	1,172,040	0	0	11	3,981	977,394	995,404	849.5	116	41	12
Fort Hood	R	Army Active	Killeen	2,096	20,420,752	300	292,491	3,087	11,222,922	209,487	214,778	6,859.8	52,143	3,651	11,065
Fort Sam Houston	R	Army Active	San Antonio	362	9,467,221	3	5,822,002	859	2,345,825	2,935	2,935	2,229.6	15,225	4,685	5,517
Fort Wolters		Army Guard	Mineral Wells	52	105,768	0	0	0	0	3,990	3,990	39.1	40	7	240

* Sites having assets that are Federally funded (e.g., owned, lease, licence, permit) and State-owned interest.

** US Locations that do not meet criteria of at least ten (10) Acres AND at least \$10M PRV. US Territories and Non-US Locations that do not meet criteria of at least ten (10) Acres OR at least \$10M PRV.

DEPARTMENT OF DEFENSE - Army
Base Structure Report - As of 30 Sept 2007

SITE	BRAC 2005	COMPONENT	NAME NEAREST CITY	BUILDINGS						ACRES OWNED	TOTAL ACRES	PRV (\$M)	MIL	CIV	OTHER
				OWNED		LEASED		OTHER							
				COUNT	SQFT	COUNT	SQFT	COUNT	SQFT						
Grand Prairie Reserve Complex	R	Army Reserve	Grand Prairie	31	399,497	0	0	0	0	68	68	72.8	1,501	24	1
Houston USARC #2	C	Army Reserve	Houston	6	72,661	0	0	0	0	12	12	13.9	600	33	0
Lone Star AAP	C	Army Active	Texarkana	862	3,262,260	0	0	0	0	15,699	15,699	855.5	1	18	420
Longhorn AAP		Army Active	Marshall	374	1,082,263	0	0	0	0	8,493	8,493	270.9	0	0	12
* NG Ellington Field	C	Army Guard	Houston	6	83,149	0	0	0	0	15	15	22.6	491	77	66
NG Houston - Westheimer		Army Guard	Houston	3	80,915	0	0	0	0	29	29	15.0	0	0	0
NG Saginaw		Army Guard	Fort Worth	21	174,476	0	0	0	0	143	143	40.3	0	0	148
NG Temple		Army Guard	Temple	6	63,841	0	0	0	0	20	20	17.7	384	7	0
Red River Army Depot	R	Army Active	Texarkana	1,125	7,538,499	17	169,573	14	38,055	18,169	18,169	1,654.0	186	2,640	2,278
Seagoville USARC		Army Reserve	Seagoville	10	132,278	0	0	0	0	206	206	35.3	993	31	0
** OTHER SITE(S): 79				203	3,185,487	18	393,369	2	60,891	5,933	6,379	681.1	10,833	3,879	1,446
Texas Total:				7,476	60,706,577	638	7,233,748	5,944	18,051,684	1,408,582	1,432,374	17,886.1	100,656	17,633	26,946
Utah															
Deseret Chemical Depot	C	Army Active	Stockton	322	1,371,485	0	0	0	0	19,364	19,364	406.0	2	305	1,858
Dugway Proving Ground		Army Active	Dugway	607	2,329,102	1	2,880	5	82,232	798,214	798,214	1,158.4	29	569	771
Fort Douglas AFRC Complex	R	Army Reserve	Salt Lake City	21	403,097	1	6,204	0	0	54	54	94.0	1,425	114	60
Kenichi (Ken) Uchida USARC		Army Reserve	Salt Lake City	4	55,448	0	0	0	0	10	10	12.4	314	2	0
MTA-L Camp Williams		Army Guard	Riverton	55	33,384	0	0	0	0	18,506	18,506	36.9	1,749	11	547
NG Saint George/FMS 5B		Army Guard	St. George	9	55,898	0	0	0	0	70	70	12.0	277	0	0
Ogden Maintenance Center 269		Army Reserve	Ogden	2	125,472	0	0	0	0	12	12	26.7	186	4	15
Ogden Storage Facility 11-C		Army Reserve	Ogden	1	281,700	0	0	0	0	28	28	41.4	0	0	0
Tooele Army Depot	R	Army Active	Tooele	1,054	2,657,703	25	672,749	1	4,617	23,374	23,914	1,657.9	25	514	152
** OTHER SITE(S): 13				24	194,132	7	16,522	2	12,985	164	191	73.8	1,924	166	0
Utah Total:				2,099	7,507,421	34	698,355	8	99,834	859,795	860,363	3,519.6	5,931	1,685	3,403
Vermont															
NG Ethan Allen AFB MTA		Army Guard	Colchester	38	219,644	0	0	3	616	667	667	43.5	836	101	6
NG So Burlington AASF and RC		Army Guard	South Burlington	2	149,630	0	0	0	0	27	27	44.2	0	0	0
TS Ethan Allen Range		Army Guard	Jericho	66	265,926	0	0	5	13,748	11,219	11,219	93.2	687	40	36
** OTHER SITE(S): 5				7	58,258	1	4,240	3	85,303	13	18	30.7	396	4	0
Vermont Total:				113	693,458	1	4,240	11	99,667	11,926	11,931	211.6	1,919	145	42
Virgin Islands															
NG 210th RTI Hams Bluff		Army Guard	Frederiksted	0	0	0	0	0	0	22	22	0.0	18	0	0
NG Sprat Hall		Army Guard	Kingshill	1	30,400	0	0	0	0	0	12	7.3	62	0	0

* Sites having assets that are Federally funded (e.g., owned, lease, licence, permit) and State-owned interest.

** US Locations that do not meet criteria of at least ten (10) Acres AND at least \$10M PRV. US Territories and Non-US Locations that do not meet criteria of at least ten (10) Acres OR at least \$10M PRV.

DEPARTMENT OF DEFENSE - Army
Base Structure Report - As of 30 Sept 2007

SITE	BRAC 2005	COMPONENT	NAME NEAREST CITY	BUILDINGS						ACRES OWNED	TOTAL ACRES	PRV (\$M)	MIL	CIV	OTHER
				OWNED		LEASED		OTHER							
				COUNT	SQFT	COUNT	SQFT	COUNT	SQFT						
** OTHER SITE(S): 2				0	0	2	30,800	0	0	0	2	4.5	155	126	0
Virgin Islands Total:				1	30,400	2	30,800	0	0	22	36	11.8	235	126	0
Virginia															
Arlington National Cemetery		Army Active	Fort Myer	31	185,704	0	0	1	96	625	625	61.6	0	0	0
Defense General Supply Center	R	Army Active	Richmond	99	6,113,406	0	0	0	0	674	674	853.5	149	42	71
Fort A P Hill		Army Active	Bowling Green	461	1,133,617	0	0	0	0	75,794	75,873	569.8	426	252	269
Fort Belvoir	R	Army Active	Fort Belvoir	464	8,382,058	0	0	858	3,796,668	8,670	8,670	2,640.5	4,749	5,286	11,967
Fort Eustis	R	Army Active	Fort Eustis	410	5,572,377	0	0	268	1,430,424	8,248	8,248	1,543.3	8,024	2,393	2,506
Fort Lee	R	Army Active	Fort Lee	1,120	7,674,265	0	0	5	11,790	5,805	5,907	1,465.6	11,001	1,639	2,799
Fort Monroe	C	Army Active	Fort Monroe	271	2,015,200	0	0	5	208,293	570	570	429.4	811	1,655	1,112
Fort Myer	R	Army Active	Fort Myer	162	1,966,131	0	0	1	13,438	243	243	446.7	1,626	579	1,101
Fort Pickett, ARNG MTC		Army Guard	Blackstone	497	2,174,885	0	0	0	0	42,276	42,276	959.9	1,136	298	719
Fort Story	R	Army Active	Virginia Beach	176	934,987	0	0	63	253,203	1,451	1,451	324.4	1,322	26	261
NG AASF Byrd Field		Army Guard	Sandston	10	100,920	0	0	0	0	92	92	40.0	429	79	0
NG Army Guard Readiness Center	R	Army Guard	Arlington	3	263,710	0	0	0	0	15	15	57.9	253	316	1,454
NG Sandston Armory		Army Guard	Sandston	5	70,090	0	0	0	0	29	29	14.5	172	18	0
Radford AAP		Army Active	Radford	1,087	3,995,250	0	0	0	0	6,901	6,901	1,446.3	3	100	1,880
Rivanna Station	R	Army Active	Fort Belvoir	1	260,000	0	0	0	0	76	76	60.8	58	657	559
** OTHER SITE(S): 28				50	410,458	5	19,172	1	960	223	247	96.8	2,939	82	0
Virginia Total:				4,847	41,253,057	5	19,172	1,202	5,714,872	151,693	151,898	11,011.0	33,098	13,422	24,698
Washington															
AMSA 137 (Marine)		Army Reserve	Tacoma	1	68,379	0	0	0	0	0	11	23.1	447	30	2
Camp Bonneville		Army Active	Vancouver	51	58,194	0	0	0	0	3,020	3,840	22.3	0	0	0
Fort Lawton USAR Complex	C	Army Reserve	Seattle	11	191,077	0	0	0	0	59	59	48.4	792	70	3
Fort Lewis	R	Army Active	Tacoma	1,807	16,581,486	3	61	2,630	6,864,307	84,348	86,042	6,062.8	29,392	3,364	7,028
NG Kent		Army Guard	Kent	8	86,035	0	0	0	0	15	15	18.4	574	7	2
SSG Joe R. Hooper USARC		Army Reserve	Bothell	7	101,749	0	0	0	0	42	42	26.3	247	8	0
Vancouver Barracks	C	Army Reserve	Vancouver	30	242,367	0	0	0	0	52	53	60.8	941	36	0
Yakima Training Center	R	Army Active	Yakima	196	790,199	0	0	1	720	323,249	323,427	637.3	611	20	183
** OTHER SITE(S): 20				59	367,751	2	63,000	1	32,984	415	170,415	120.2	3,771	361	314
Washington Total:				2,170	18,487,237	5	63,061	2,632	6,898,011	411,200	583,903	7,019.5	36,775	3,896	7,532
West Virginia															
Big Bend USARC / OMS		Army Reserve	Bigbend	2	19,244	0	0	0	0	13	13	21.5	37	1	0
Charleston AFRC / AMSA #107		Army Reserve	Charleston	2	71,150	0	0	0	0	12	12	15.0	393	29	0

* Sites having assets that are Federally funded (e.g., owned, lease, licence, permit) and State-owned interest.

** US Locations that do not meet criteria of at least ten (10) Acres AND at least \$10M PRV. US Territories and Non-US Locations that do not meet criteria of at least ten (10) Acres OR at least \$10M PRV.

DEPARTMENT OF DEFENSE - Army
Base Structure Report - As of 30 Sept 2007

SITE	BRAC 2005	COMPONENT	NAME NEAREST CITY	BUILDINGS						ACRES OWNED	TOTAL ACRES	PRV (\$M)	MIL	CIV	OTHER
				OWNED		LEASED		OTHER							
				COUNT	SQFT	COUNT	SQFT	COUNT	SQFT						
NG Camp Dawson AFRC		Army Guard	Kingwood	2	53,083	0	0	0	0	10	10	11.3	0	0	0
NG Eleanor		Army Guard	Red House	1	172,800	0	0	1	114,000	47	47	41.7	367	63	4
NG Volkstone		Army Guard	Kingwood	0	0	0	0	0	0	504	504	52.4	0	0	0
** OTHER SITE(S): 32				66	600,423	8	16,811	0	0	154	2,583	141.4	2,967	183	751
West Virginia Total:				73	916,700	8	16,811	1	114,000	739	3,168	283.4	3,764	276	755
<u>Wisconsin</u>															
Badger AAP		Army Active	Baraboo	1,172	3,436,545	0	0	0	0	7,378	7,378	1,112.7	0	0	54
Denis J. Murphy USARC/AMSA/OMS		Army Reserve	Green Bay	2	58,023	0	0	0	0	15	15	14.1	195	16	0
Fort McCoy	R	Army Active	Sparta	1,248	5,875,085	81	162,670	2	76,730	59,750	127,730	1,742.6	1,994	1,290	1,602
* NG Madison Hangars		Army Guard	Madison	1	46,000	0	0	0	0	20	20	17.0	0	0	0
W. Silver Spring Complex		Army Reserve	Milwaukee	24	321,428	0	0	0	0	127	127	75.2	1,365	42	18
** OTHER SITE(S): 34				43	391,315	19	204,852	0	0	150	200	120.7	2,526	112	7
Wisconsin Total:				2,490	10,128,396	100	367,522	2	76,730	67,439	135,469	3,082.3	6,080	1,460	1,681
<u>Wyoming</u>															
** OTHER SITE(S): 5				1	27,379	1	30,000	0	0	8,897	8,905	12.8	259	17	3
Wyoming Total:				1	27,379	1	30,000	0	0	8,897	8,905	12.8	259	17	3
US/US Territories Total:				85,115	636,677,352	2,386	21,222,075	30,747	110,775,806	12,088,462	15,242,442	205,556.9	780,695	164,569	287,033

* Sites having assets that are Federally funded (e.g., owned, lease, licence, permit) and State-owned interest.

** US Locations that do not meet criteria of at least ten (10) Acres AND at least \$10M PRV. US Territories and Non-US Locations that do not meet criteria of at least ten (10) Acres OR at least \$10M PRV.

DEPARTMENT OF DEFENSE - Army
Base Structure Report - As of 30 Sept 2007

SITE	BRAC 2005	COMPONENT	NAME NEAREST CITY	BUILDINGS						ACRES OWNED	TOTAL ACRES	PRV (\$M)	MIL	CIV	OTHER
				OWNED		LEASED		OTHER							
				COUNT	SQFT	COUNT	SQFT	COUNT	SQFT						
Belgium															
Brussels		Army Active	Brussels	0	0	15	207,416	0	0	0	0	39.8	110	117	677
Chateau Gendebien		Army Active	Mons	1	354	0	0	5	26,295	0	20	5.3	23	0	5
Chievres AB		Army Active	Chievres AB	49	242,929	0	0	49	373,457	0	1,012	299.7	53	12	369
Daumerie Caserne		Army Active	Ath	6	2,104	0	0	30	244,551	0	26	66.9	177	136	141
Mons		Army Active	Mons	1	9,070	20	432,901	0	0	0	0	55.2	1	0	0
SHAPE Headquarters		Army Active	Mons	3	38,846	0	0	37	511,083	0	0	130.5	681	138	330
Sterrebeek Dependent School		Army Active	Sterrebeek	10	88,436	0	0	0	0	16	16	27.0	12	4	135
** OTHER SITE(S): 3				1	151	5	13,021	6	9,757	0	6	3.9	87	0	2
Belgium Total:				71	381,890	40	653,337	127	1,165,143	16	1,079	628.2	1,144	407	1,659
Germany															
AG Pub and Training Aids Ctr		Army Active	Frankfurt on Main	0	0	0	0	6	358,848	0	10	63.7	0	2	17
Alvin York VII FH		Army Active	Bad Nauheim	22	616,738	0	0	0	0	0	23	90.1	0	0	0
Amelia Earhart Hotel		Army Active	Wiesbaden	1	155	0	0	1	216,207	0	6	55.2	7	242	162
American Arms Hotel		Army Active	Wiesbaden	0	0	0	0	4	292,126	0	5	75.9	15	2	396
Anderson Barracks		Army Active	Dexheim	35	164,305	0	0	20	230,760	0	105	149.7	910	36	152
Ansbach Leased		Army Active	Ansbach	0	0	66	241,534	0	0	0	6	28.1	0	0	0
Argonner Kaserne		Army Active	Hanau	7	140,886	0	0	27	659,157	0	51	157.9	35	187	260
Armstrong Barracks		Army Active	Buedingen	10	28,230	0	0	29	453,704	0	59	151.1	18	41	83
Armstrong Village FH		Army Active	Buedingen	4	9,252	0	0	14	362,555	0	16	57.1	0	0	29
Artillery Kaserne		Army Active	Garmisch	25	5,339	0	0	35	516,585	0	37	131.1	50	31	612
Aschaffenburg Training Areas 8		Army Active	Aschaffenburg	12	18,661	0	0	21	32,701	0	3,456	20.8	0	0	0
Askren Manor FH		Army Active	Schweinfurt	16	30,065	0	0	59	1,473,853	0	73	252.6	0	0	169
Aukamm Housing Area		Army Active	Wiesbaden	3	50,267	0	0	111	1,283,045	0	93	235.8	0	0	25
Bamberg		Army Active	Bamberg	0	0	161	636,598	0	0	0	26	75.2	0	0	0
Bamberg Airfield		Army Active	Bamberg	3	9,800	0	0	5	6,544	0	220	12.9	0	0	0
Bamberg Storage & Range Area		Army Active	Bamberg	19	14,111	0	0	34	142,276	0	170	46.7	72	0	0
Barton Barracks		Army Active	Ansbach	8	64,395	0	0	25	377,333	0	33	127.6	90	126	293
Baumholder Airfield		Army Active	Baumholder	3	10,412	0	0	1	1,590	0	47	9.1	0	2	4
Baumholder Family Housing		Army Active	Baumholder	13	23,948	0	0	68	2,254,615	0	95	344.9	18	0	116
Baumholder Hospital		Army Active	Baumholder	3	26,735	0	0	12	187,344	0	13	65.3	55	18	55
Baumholder Qm Area		Army Active	Baumholder	16	36,924	0	0	28	359,924	0	60	78.6	0	0	21
Benjamin Franklin VII Family Housing		Army Active	Mannheim	37	190,249	0	0	182	4,372,450	0	217	718.9	69	100	687
Bensheim Maint and Supply Fac		Army Active	Bensheim	0	0	0	0	1	82,844	0	8	13.1	0	1	28
Bleidorn Family Housing		Army Active	Ansbach	3	15,698	0	0	25	628,798	0	34	103.7	0	5	2
Boeblingen Family Housing		Army Active	Stuttgart	4	14,077	0	0	22	517,037	1	22	89.1	0	0	42

* Sites having assets that are Federally funded (e.g., owned, lease, licence, permit) and State-owned interest.

** US Locations that do not meet criteria of at least ten (10) Acres AND at least \$10M PRV. US Territories and Non-US Locations that do not meet criteria of at least ten (10) Acres OR at least \$10M PRV.

DEPARTMENT OF DEFENSE - Army
Base Structure Report - As of 30 Sept 2007

SITE	BRAC 2005	COMPONENT	NAME NEAREST CITY	BUILDINGS						ACRES OWNED	TOTAL ACRES	PRV (\$M)	MIL	CIV	OTHER
				OWNED		LEASED		OTHER							
				COUNT	SQFT	COUNT	SQFT	COUNT	SQFT						
Boeblingen Range		Army Active	Stuttgart	1	2,202	0	0	6	6,545	0	18	7.9	0	1	4
Boeblingen Training Area		Army Active	Stuttgart	9	9,353	0	0	36	33,236	0	1,419	29.5	7	3	1
Breitenau Skeet Range		Army Active	Garmisch	0	0	0	0	1	4,439	0	50	0.8	0	0	0
Breitenwald Training Area		Army Active	Landstuhl	6	6,634	0	0	2	1,045	0	127	2.9	0	3	0
Buedingen Ammo Area		Army Active	Buedingen	10	26,847	0	0	0	0	0	10	30.8	0	0	0
Buedingen Army Heliport		Army Active	Buedingen	6	17,207	0	0	0	0	0	29	22.0	0	0	0
Butzbach Training Area & Range		Army Active	Butzbach	3	3,248	0	0	0	0	0	160	9.0	0	0	0
Cambrai Fritsch Kaserne		Army Active	Darmstadt	17	23,262	0	0	43	978,579	0	66	273.2	110	89	254
Camp Oppenheim Training Area		Army Active	Oppenheim	0	0	0	0	0	0	0	132	0.3	0	0	0
Campbell Barracks		Army Active	Heidelberg	19	53,448	0	0	27	947,540	0	42	296.2	1,349	598	569
Campo Pond Training Area		Army Active	Hanau	18	20,194	0	0	1	153	0	249	12.1	0	4	3
Cardwell Village Family Housing		Army Active	Hanau	0	0	0	0	15	267,994	0	10	46.4	0	0	0
Coleman Barracks		Army Active	Mannheim	74	344,299	0	0	100	1,408,085	0	554	605.7	1,738	123	456
Coleman Village Family Housing		Army Active	Gelnhausen	7	77,276	0	0	22	828,063	0	31	142.7	0	0	22
Conn Barracks		Army Active	Schweinfurt	184	799,118	0	0	48	1,319,193	0	502	593.9	2,394	19	225
Crestview Housing Area		Army Active	Wiesbaden	0	0	0	0	63	1,106,135	0	33	147.2	0	0	0
Daenner Kaserne		Army Active	Kaiserlautern	20	34,217	0	0	16	373,840	0	24	101.3	234	29	548
Darmstadt Training Center		Army Active	Darmstadt	15	23,115	0	0	5	43,897	0	125	25.9	535	81	129
Dautphe Boy Scout Camp		Army Active	Dautphe	18	4,339	0	0	12	12,933	0	182	9.1	0	0	0
Dexheim Family Housing		Army Active	Dexheim	41	197,054	0	0	14	266,085	0	32	83.3	0	0	0
East Camp Grafenwoehr		Army Active	Hof	394	1,187,866	0	0	586	3,535,733	0	2,698	1,418.7	1,620	167	897
Echterdingen Airfield		Army Active	Stuttgart	11	24,734	0	0	16	161,505	0	54	64.0	50	15	66
Edingen Radio Receiver Fac		Army Active	Heidelberg	0	0	0	0	0	0	0	45	0.6	2	0	0
Egelsbach Transmitter Fac		Army Active	Langen	1	2,299	0	0	5	6,762	0	76	4.5	0	0	0
Ernst Ludwig Kaserne		Army Active	Darmstadt	1	2,870	0	0	2	30,287	0	13	12.4	0	1	0
Finthen Airfield		Army Active	Mainz	18	11,662	0	0	1	855	0	108	8.7	0	0	0
Fintherlandstr Family Housing		Army Active	Mainz	0	0	0	0	18	190,855	0	9	26.3	0	0	0
Fliegerhorst Airfield Kaserne		Army Active	Hanau	50	269,215	0	0	94	1,795,058	0	623	621.5	362	14	26
Flynn FH & Training Areas		Army Active	Bamberg	94	249,099	0	0	62	1,392,967	0	2,619	303.7	0	0	108
Freihoelser Training Area		Army Active	Amberg	10	11,245	0	0	0	0	0	339	12.8	0	0	0
Friedberg Training & Storage Area		Army Active	Friedberg	14	23,736	0	0	0	0	0	9,293	30.1	0	0	0
Friedrichsfeld QM Service Ctr		Army Active	Mannheim	12	5,140	0	0	6	228,300	0	39	58.1	1	28	144
Friedrichsfeld Storage Area		Army Active	Mannheim	2	276	0	0	1	56,051	0	17	9.0	0	5	20
Funari Barracks		Army Active	Mannheim	9	35,377	0	0	16	317,514	0	27	92.8	177	244	228
Garmisch Family Housing		Army Active	Garmisch	5	2,452	0	0	20	345,004	0	83	66.5	0	0	106
Garmisch Golf Course		Army Active	Garmisch	8	8,141	0	0	1	3,321	0	72	8.3	0	0	0
General Abrams Hotel and Disp		Army Active	Garmisch	0	0	0	0	11	217,831	0	11	57.4	0	0	0
General Patton Hotel		Army Active	Garmisch	0	0	0	0	1	67,190	0	2	17.5	0	0	0

* Sites having assets that are Federally funded (e.g., owned, lease, licence, permit) and State-owned interest.

** US Locations that do not meet criteria of at least ten (10) Acres AND at least \$10M PRV. US Territories and Non-US Locations that do not meet criteria of at least ten (10) Acres OR at least \$10M PRV.

DEPARTMENT OF DEFENSE - Army
Base Structure Report - As of 30 Sept 2007

SITE	BRAC 2005	COMPONENT	NAME NEAREST CITY	BUILDINGS						ACRES OWNED	TOTAL ACRES	PRV (\$M)	MIL	CIV	OTHER
				OWNED		LEASED		OTHER							
				COUNT	SQFT	COUNT	SQFT	COUNT	SQFT						
George C Marshall Vil Family Housing		Army Active	Giessen	5	1,751	0	0	32	785,888	0	42	118.7	0	0	0
Germersheim Army Depot		Army Active	Germersheim	119	1,437,101	0	0	21	463,890	0	454	487.6	10	2	523
Giebelstadt		Army Active	Geibelstadt	0	0	15	92,452	0	0	0	0	11.0	0	0	0
Giessen		Army Active	Giessen	0	0	2	103,482	0	0	0	0	25.1	0	0	0
Giessen Community Facilities		Army Active	Giessen	9	71,154	0	0	1	3,756	0	18	21.7	0	0	0
Giessen General Depot		Army Active	Giessen	88	776,401	0	0	99	2,394,277	0	541	710.3	58	213	669
Grafenwoehr		Army Active	Grafenwoehr	0	0	729	2,259,791	0	0	0	85	261.6	15	0	0
Grafenwoehr Training Area		Army Active	Grafenwoehr	557	371,969	0	0	12	11,852	0	51,676	631.2	586	0	1
Griesheim Airfield		Army Active	Darmstadt	26	47,291	0	0	21	252,491	0	73	73.5	1	0	131
Grossauheim Kaserne		Army Active	Gross Auheim	12	119,223	0	0	35	815,134	0	45	237.1	124	1	155
Gruenstadt AAFES Fac		Army Active	Gruenstadt	9	50,006	0	0	13	322,388	0	18	100.4	0	0	351
Gruenstadt Communications Sta		Army Active	Gruenstadt	1	533	0	0	1	90	0	65	6.8	0	0	0
Hainerberg Housing and Shop Ctr		Army Active	Wiesbaden	20	91,008	0	0	98	2,505,154	0	165	417.2	0	0	708
Hammonds Barracks		Army Active	Heidelberg	1	229	0	0	9	254,771	0	17	71.4	50	245	221
Hausberg Ski Area		Army Active	Garmisch	2	8,461	0	0	0	0	17	30	1.1	0	0	0
Heidelberg		Army Active	Heidelberg	0	0	71	136,203	0	0	0	0	16.2	70	2	0
Heidelberg Army Heliport		Army Active	Heidelberg	12	17,237	0	0	8	49,601	0	45	44.0	17	1	57
Heidelberg Community Sup Ctr		Army Active	Heidelberg	22	56,163	0	0	13	362,600	0	27	96.9	25	54	630
Heidelberg Golf Course		Army Active	Heidelberg	12	17,727	0	0	0	0	0	125	18.7	0	0	33
Heidelberg Hospital		Army Active	Heidelberg	6	1,959	0	0	21	514,583	0	23	196.8	774	197	236
Hill 365 Radio Relay Fac		Army Active	Kaiserlautern	4	814	0	0	1	3,948	0	17	2.7	0	0	0
Hohenfels		Army Active	Hohenfels	0	0	540	1,320,283	0	0	0	1	155.6	6	1	0
Hohenfels Training Area		Army Active	Hohenfels	653	1,503,648	1	151	361	1,791,088	0	40,023	1,271.8	1,390	207	1,162
Hommertshausen Girl Scout Camp		Army Active	Mannheim	22	10,478	0	0	0	0	0	84	4.5	0	0	0
Hoppstaedten Waterworks		Army Active	Baumholder	2	3,085	0	0	2	21,854	0	22	55.8	0	0	0
Husterhoeh Kaserne		Army Active	Pirmasens	41	514,476	0	0	27	545,944	0	126	195.3	30	39	482
Hutier Kaserne		Army Active	Hanau	9	158,920	0	0	14	352,345	0	55	171.9	0	0	39
Idar Oberstein Family Housing		Army Active	Idar Oberstein	4	364	0	0	15	446,248	0	27	59.3	0	0	0
Illesheim Leased		Army Active	Illesheim	0	0	80	209,171	0	0	0	2	24.8	7	0	0
Jefferson Village Family Housing		Army Active	Darmstadt	6	582	0	0	12	354,331	0	23	72.3	46	18	51
John F Dulles Village Family Housing		Army Active	Giessen	1	161	0	0	15	419,853	0	22	63.4	0	0	0
Kaiserslautern		Army Active	Kaiserslautern	1	44,485	0	0	0	0	0	465	18.8	39	32	54
Kaiserslautern Army Depot		Army Active	Kaiserslautern	102	729,630	0	0	67	949,981	0	635	404.4	9	32	790
Kaiserslautern Equip Spt Ctr		Army Active	Kaiserslautern	22	36,664	0	0	19	180,775	0	51	51.6	44	12	129
Kastel Housing Area		Army Active	Wiesbaden	5	16,133	0	0	11	373,960	0	28	76.2	0	0	0
Katterbach Kaserne		Army Active	Ansbach	47	198,081	0	0	102	2,526,816	1	439	725.9	1,207	34	459

* Sites having assets that are Federally funded (e.g., owned, lease, licence, permit) and State-owned interest.

** US Locations that do not meet criteria of at least ten (10) Acres AND at least \$10M PRV. US Territories and Non-US Locations that do not meet criteria of at least ten (10) Acres OR at least \$10M PRV.

DEPARTMENT OF DEFENSE - Army
Base Structure Report - As of 30 Sept 2007

SITE	BRAC 2005	COMPONENT	NAME NEAREST CITY	BUILDINGS						ACRES OWNED	TOTAL ACRES	PRV (\$M)	MIL	CIV	OTHER
				OWNED		LEASED		OTHER							
				COUNT	SQFT	COUNT	SQFT	COUNT	SQFT						
Kefurt & Craig Village Family Housing		Army Active	Stuttgart	0	0	0	0	41	1,048,337	0	38	154.5	0	0	17
Kelley Barracks (GE44E)		Army Active	Darmstadt	28	257,047	0	0	16	387,192	0	119	180.7	251	6	26
Kelley Barracks (GE44F)		Army Active	Stuttgart	44	96,768	0	0	28	702,603	6	72	208.0	31	221	407
Kilbourne Kaserne		Army Active	Heidelberg	7	10,496	0	0	17	87,076	0	13	31.9	76	103	11
Kleber Kaserne		Army Active	Kaiserlautern	46	279,150	0	0	31	785,007	0	77	289.4	796	54	637
Kornwestheim Golf Course		Army Active	Stuttgart	4	21,936	0	0	1	435	0	320	14.2	0	0	28
Lampertheim Training Area		Army Active	Lampertheim	4	722	0	0	1	864	0	4,128	25.0	0	0	0
Landstuhl Heliport		Army Active	Landstuhl	32	80,873	0	0	0	0	0	113	49.1	59	23	33
Landstuhl Hospital		Army Active	Landstuhl	70	223,391	0	0	66	1,192,858	0	165	501.1	812	339	491
Langen Terrace FH Area		Army Active	Langen	11	15,195	0	0	15	285,521	0	16	46.3	0	3	0
Ledward Barracks		Army Active	Schweinfurt	148	249,821	0	0	54	1,387,709	0	161	444.4	1,635	113	749
Leighton Barracks		Army Active	Wurzburg	139	535,122	0	0	118	2,484,250	0	333	609.8	218	75	827
Lincoln Village Family Housing		Army Active	Darmstadt	47	141,501	0	0	41	1,243,547	0	56	222.3	0	13	119
Mainz		Army Active	Mainz	0	0	1	1,967	2	11,270	0	120	1.8	0	0	0
Mainz-Kastel Station		Army Active	Wiesbaden	8	20,565	0	0	26	755,038	0	58	164.7	85	22	658
Mannheim Class III Point		Army Active	Mannheim	6	13,526	0	0	6	14,125	0	28	16.2	0	0	14
Mark Twain Village Family Housing		Army Active	Heidelberg	8	30,518	0	0	69	2,022,649	0	75	374.7	195	287	418
McArthur Place Family Housing		Army Active	Friedberg	1	2,294	0	0	14	190,998	0	10	30.9	0	0	0
McCully Barracks		Army Active	Mainz	22	252,054	0	0	38	360,518	0	74	187.3	328	6	20
Messel Small Arms Range		Army Active	Darmstadt	6	5,754	0	0	2	752	0	52	8.7	0	0	0
Miesau		Army Active	Miesau	0	0	0	0	0	0	0	7	10.1	0	0	0
Miesau Ammo Depot		Army Active	Miesau	122	837,762	0	0	509	1,564,434	0	2,326	721.9	380	25	227
Moehringen Family Housing		Army Active	Stuttgart	0	0	0	0	31	390,307	0	32	52.1	0	0	1
Nathan Hale QM Area		Army Active	Darmstadt	18	58,407	0	0	27	369,218	0	39	93.8	129	26	340
Neubruেকে Hospital		Army Active	Baumholder	7	32,875	0	0	20	297,814	0	55	109.1	0	0	28
New Argonner Family Housing		Army Active	Hanau	12	243,467	0	0	44	633,587	0	85	175.7	68	35	102
Oberammergau NATO School		Army Active	Garmisch	3	1,827	0	0	4	43,010	0	0	12.5	15	4	389
Oberdachstetten Training Area		Army Active	Ansbach	18	23,484	0	0	35	73,379	0	799	48.2	0	0	0
Oftersheim Small Arms Range		Army Active	Heidelberg	5	3,707	0	0	3	9,551	0	35	7.8	0	0	4
Panzer Kaserne (GE642)		Army Active	Kaiserlautern	1	334	0	0	10	303,644	0	19	87.6	109	258	221
Panzer Kaserne (GE643)		Army Active	Stuttgart	24	94,115	0	0	39	1,215,987	2	90	342.0	627	24	247
Patch Barracks		Army Active	Stuttgart	47	316,335	0	0	41	1,202,953	1	110	422.8	758	288	1,676
Patrick Henry Village Family Housing		Army Active	Heidelberg	53	419,566	0	0	192	2,949,167	0	250	626.1	29	30	710
Patton Barracks		Army Active	Heidelberg	29	84,676	0	0	27	659,033	0	37	201.7	344	261	147
Pendleton Barracks		Army Active	Giessen	4	13,560	0	0	4	113,203	0	38	39.6	6	14	10
Pfeffelbach Waterworks		Army Active	Baumholder	1	78	0	0	2	16,896	0	57	29.8	0	0	0
Pioneer Kaserne		Army Active	Hanau	17	36,678	0	0	51	1,045,420	0	95	296.8	411	145	283

* Sites having assets that are Federally funded (e.g., owned, lease, licence, permit) and State-owned interest.

** US Locations that do not meet criteria of at least ten (10) Acres AND at least \$10M PRV. US Territories and Non-US Locations that do not meet criteria of at least ten (10) Acres OR at least \$10M PRV.

DEPARTMENT OF DEFENSE - Army
Base Structure Report - As of 30 Sept 2007

SITE	BRAC 2005	COMPONENT	NAME NEAREST CITY	BUILDINGS						ACRES OWNED	TOTAL ACRES	PRV (\$M)	MIL	CIV	OTHER
				OWNED		LEASED		OTHER							
				COUNT	SQFT	COUNT	SQFT	COUNT	SQFT						
Pioneer Village Family Housing		Army Active	Hanau	3	78,781	0	0	48	1,451,483	0	61	251.3	0	0	14
Pulaski Barracks		Army Active	Kaiserlautern	32	65,377	0	0	35	214,026	0	131	93.3	140	84	210
Ray Barracks		Army Active	Friedberg	98	708,677	0	0	63	852,693	0	188	445.1	12	6	3
Rheinblick Rec Annex		Army Active	Wiesbaden	1	35	0	0	2	14,052	0	172	11.3	0	0	39
Rhine Ordnance Barracks		Army Active	Kaiserlautern	101	436,070	0	0	902	1,984,485	0	3,037	829.0	626	22	205
Robinson Barracks		Army Active	Stuttgart	4	80,931	0	0	5	19,162	1	24	26.0	0	0	90
Robinson-Grenadier Family Housing		Army Active	Stuttgart	8	1,679	0	0	63	1,504,096	0	135	234.4	0	6	14
Roman Way Village Family Housing		Army Active	Butzbach	17	97,068	0	0	43	1,287,570	0	63	201.9	22	9	5
Rottershausen Ammo Storage Area		Army Active	Schweinfurt	5	9,520	0	0	25	47,775	0	186	10.4	0	0	0
Sambach AFN Fac		Army Active	Sembach AB	0	0	0	0	3	1,999	0	10	0.9	0	0	0
Schweinfurt		Army Active	Schweinfurt	0	0	129	1,172,096	0	0	0	0	135.9	23	0	0
Schweinfurt Training Areas		Army Active	Schweinfurt	111	82,741	0	0	6	12,606	0	10,803	40.0	0	0	0
Schwetzingen Training Area		Army Active	Heidelberg	1	343	0	0	0	0	0	277	0.9	0	0	0
Sheridan Barracks		Army Active	Garmisch	3	301,799	0	0	11	401,133	0	29	155.3	0	5	126
Shipton Kaserne		Army Active	Ansbach	18	14,480	0	0	19	248,991	0	386	91.4	783	2	8
Smith Barracks		Army Active	Baumholder	176	623,244	0	0	194	3,088,856	0	1,018	1,159.0	3,989	331	1,058
South Camp Vilseck		Army Active	Vilseck	876	4,423,524	0	0	138	1,327,461	0	2,193	1,400.7	4,203	383	1,748
Spinelli Barracks		Army Active	Mannheim	31	14,389	0	0	68	1,479,648	0	198	331.5	730	59	201
St Barbara Village Family Housing		Army Active	Darmstadt	21	6,868	0	0	22	82,352	0	11	16.6	0	0	0
Stem Kaserne		Army Active	Heidelberg	3	12,184	0	0	11	52,321	0	10	23.3	22	16	63
Steuben & Weicht Vil Family Housing		Army Active	Stuttgart	2	782	0	0	54	555,685	0	48	80.8	0	0	1
Storck Barracks		Army Active	Illesheim	34	61,383	0	0	91	1,863,751	0	441	572.2	1,064	42	293
Strassburg Kaserne		Army Active	Baumholder	5	3,178	0	0	25	483,175	0	39	128.4	514	0	76
Stuttgart Dependent School		Army Active	Stuttgart	1	301	0	0	4	167,796	0	11	43.9	0	0	34
Sullivan Barracks		Army Active	Mannheim	22	218,767	0	0	47	901,107	0	111	297.4	665	27	593
Sulzheim Training Area		Army Active	Schweinfurt	1	182	0	0	1	190	0	145	9.7	0	0	0
Taylor Barracks		Army Active	Mannheim	62	195,568	0	0	24	655,790	0	113	252.4	910	128	458
Tiergarten Training Area		Army Active	Hanau	2	295	0	0	0	0	0	246	1.2	0	0	0
Tompkins Barracks		Army Active	Heidelberg	27	64,280	0	0	29	604,808	0	88	209.1	318	108	173
Turley Barracks		Army Active	Mannheim	12	6,248	0	0	32	537,069	0	33	159.1	0	0	2
Vilseck		Army Active	Vilseck	0	0	134	675,897	0	0	0	31	78.6	41	0	0
Wackernhm-Schwabenwaeldchen TA		Army Active	Mainz	2	1,599	0	0	7	3,886	0	23	3.5	0	0	0
Warner Barracks		Army Active	Bamberg	183	294,679	0	0	117	2,638,231	0	209	819.8	2,841	204	979
Warner Barracks Family Housing		Army Active	Bamberg	4	746	0	0	13	337,013	0	13	55.8	0	0	0
Weilimdorf Warehouse		Army Active	Stuttgart	0	0	0	0	2	61,758	0	4	11.4	0	0	4
Weisskirchen AFN Trans Fac		Army Active	Weisskirchen	0	0	0	0	6	13,519	0	18	14.2	0	0	0
Wetzel Family Housing		Army Active	Baumholder	7	31,099	0	0	35	1,230,185	0	131	187.1	0	0	64

* Sites having assets that are Federally funded (e.g., owned, lease, licence, permit) and State-owned interest.

** US Locations that do not meet criteria of at least ten (10) Acres AND at least \$10M PRV. US Territories and Non-US Locations that do not meet criteria of at least ten (10) Acres OR at least \$10M PRV.

DEPARTMENT OF DEFENSE - Army
Base Structure Report - As of 30 Sept 2007

SITE	BRAC 2005	COMPONENT	NAME NEAREST CITY	BUILDINGS						ACRES OWNED	TOTAL ACRES	PRV (\$M)	MIL	CIV	OTHER
				OWNED		LEASED		OTHER							
				COUNT	SQFT	COUNT	SQFT	COUNT	SQFT						
Wetzel Kaserne		Army Active	Baumholder	14	93,900	0	0	8	94,670	0	215	68.8	0	1	111
Wiesbaden Army Airfield		Army Active	Wiesbaden	49	325,226	0	0	135	2,099,057	0	638	740.1	2,266	305	956
Wiesbaden Small Arms Range		Army Active	Wiesbaden	3	6,419	0	0	7	8,398	0	26	5.1	0	0	0
Wolfgang Kaserne		Army Active	Hanau	21	309,512	0	0	9	126,077	0	98	112.1	1	0	360
Wuerzburg		Army Active	Wuerzburg	0	0	14	190,670	0	0	0	0	22.6	0	0	0
Wuerzburg Hospital		Army Active	Wuerzburg	6	197,180	0	0	4	405,519	0	14	223.9	281	159	491
Yorkhof Kaserne		Army Active	Hanau	0	0	0	0	9	128,926	0	5	35.8	31	133	131
** OTHER SITE(S): 39				53	105,451	85	265,323	83	433,450	2	99	197.1	141	27	93
Germany Total:				6,152	24,510,015	2,028	7,305,618	7,036	98,730,030	33	152,112	31,935.4	41,411	7,739	31,283
Italy															
Camp Darby		Army Active	Camp Darby	145	647,768	0	0	0	0	0	159	239.1	123	77	435
Camp Ederle		Army Active	Vicenza	247	1,365,699	0	0	49	507,417	0	147	647.9	2,413	378	1,422
Coltano Troposcatter Site		Army Active	Coltano	9	44,496	0	0	0	0	0	289	18.1	0	0	17
Dal Molin Airfield		Army Active	Vicenza	7	5,142	0	0	3	20,678	0	0	33.4	4	0	3
Livorno		Army Active	Livorno	0	0	58	212,049	0	0	0	0	26.3	11	11	9
Livorno Supply and Maint Area		Army Active	Livorno	112	795,978	0	0	0	0	0	277	225.1	41	16	350
Livorno Training Area		Army Active	Livorno	5	5,727	0	0	0	0	0	50	6.8	0	0	0
Longare Communications Site		Army Active	Vicenza	5	7,071	0	0	28	86,169	0	52	36.5	58	1	15
Pisa Ammo Storage Area		Army Active	Pisa	222	514,141	0	0	0	0	0	2,093	199.4	2	0	28
Vicenza		Army Active	Vicenza	2	3,973	139	1,000,368	1	11,860	0	5	146.2	6	1	0
Vicenza Basic Load Storage Area		Army Active	Vicenza	16	29,742	0	0	0	0	0	34	13.8	1	3	0
Vicenza Family Housing		Army Active	Vicenza	313	567,029	0	0	1	2,793	0	82	93.3	0	0	46
** OTHER SITE(S): 3				12	6,785	0	0	0	0	0	5	2.7	0	0	0
Italy Total:				1,095	3,993,551	197	1,212,417	82	628,917	0	3,193	1,688.5	2,659	487	2,325
Japan															
Akasaka Press Center		Army Active	Tokyo	1	160	0	0	5	162,027	0	8	45.7	1	10	236
Akizuki Ammunition Depot		Army Active	Akizuki	14	6,719	0	0	55	421,571	0	138	162.7	0	3	126
Camp Zama		Army Active	Sagamihara	132	566,785	0	0	212	2,374,023	0	578	1,031.2	491	555	2,370
Hiro Ammunition Depot		Army Active	Kure	5	5,817	0	0	8	110,390	0	88	39.6	0	0	31
Kachin Hanto Area A		Army Active	Gushikawa	14	7,914	0	0	5	7,162	0	32	41.8	0	0	0
Kawakami Ammunition Depot		Army Active	Higashi-Hiroshima	67	127,837	0	0	48	229,524	0	644	162.5	0	3	140
Kure Pier 6		Army Active	Kure	7	3,960	0	0	9	61,851	0	4	24.2	53	4	80
Naha Port		Army Active	Naha Okinawa	39	345,941	0	0	4	15,545	0	139	162.1	7	12	107
POL Facilities		Army Active	Chatan Okinawa	31	27,973	0	0	83	51,965	50	399	283.7	0	1	69
Sagami General Depot		Army Active	Sagamihara	134	85,986	0	0	135	3,050,265	0	528	794.6	25	26	733

* Sites having assets that are Federally funded (e.g., owned, lease, licence, permit) and State-owned interest.

** US Locations that do not meet criteria of at least ten (10) Acres AND at least \$10M PRV. US Territories and Non-US Locations that do not meet criteria of at least ten (10) Acres OR at least \$10M PRV.

DEPARTMENT OF DEFENSE - Army
Base Structure Report - As of 30 Sept 2007

SITE	BRAC 2005	COMPONENT	NAME NEAREST CITY	BUILDINGS						ACRES OWNED	TOTAL ACRES	PRV (\$M)	MIL	CIV	OTHER
				OWNED		LEASED		OTHER							
				COUNT	SQFT	COUNT	SQFT	COUNT	SQFT						
Sagamihara FH Area		Army Active	Sagamihara	424	113,663	0	0	236	957,704	0	150	357.3	2	10	217
Shariki Communication Site		Army Active	Zama	0	0	0	0	0	0	0	18	0.2	0	0	0
Torii Station		Army Active	Ominato	217	1,035,119	0	0	28	387,280	513	991	490.7	655	56	705
Yokohama North Dock		Army Active	Yokohama	18	13,191	0	0	67	579,911	0	127	223.2	14	12	210
** OTHER SITE(S): 1				0	0	0	0	0	0	0	2	0.4	0	0	0
Japan Total:				1,103	2,341,065	0	0	895	8,409,218	563	3,846	3,819.6	1,248	692	5,024
<u>Luxembourg</u>															
Sanem Site		Army Active	Esch-S-Alzette	0	0	0	0	29	995,591	0	97	118.2	0	0	0
Luxembourg Total:				0	0	0	0	29	995,591	0	97	118.2	0	0	0
<u>Marshall Islands</u>															
US Army Kwajalein Atoll		Army Active	Majuro	806	3,250,932	0	0	0	0	0	1,361	2,378.0	26	54	2,433
Marshall Islands Total:				806	3,250,932	0	0	0	0	0	1,361	2,378.0	26	54	2,433
<u>Netherlands</u>															
Hendrik Mine		Army Active	Brunssum	1	2,152	0	0	11	644,998	0	0	142.5	36	10	145
Rotterdam Admin Facility		Army Active	Rotterdam	0	0	0	0	2	85,959	0	2	18.4	23	42	121
Schinnen		Army Active	Schinnen	1	200	190	364,621	0	0	0	0	47.5	0	0	0
Schinnen Emma Mine		Army Active	Schinnen	36	84,145	0	0	14	142,823	0	24	55.3	53	66	509
** OTHER SITE(S): 2				0	0	15	31,094	0	0	0	0	4.7	1	5	4
Netherlands Total:				38	86,497	205	395,715	27	873,780	0	26	268.4	113	123	779
<u>South Korea</u>															
Bayonet Training Area		Army Active	Tong Du Chon	0	0	0	0	0	0	0	248	0.0	0	0	0
Camp Ames		Army Active	Camp Ames	9	19,158	0	0	0	0	0	20	5.3	0	0	0
Camp Carroll		Army Active	Waegwan	266	2,326,431	0	0	54	929,171	0	681	704.8	1,518	146	1,786
Camp Casey		Army Active	Camp Casey	490	3,893,589	0	0	2	9,468	2	2,832	1,107.5	4,430	68	2,471
Camp Castle		Army Active	Tong Du Chon	39	309,914	0	0	0	0	1	51	83.8	439	0	393
Camp Eagle		Army Active	Wonju	54	446,400	0	0	0	0	0	113	152.3	467	4	88
Camp Henry		Army Active	Taegu	93	485,642	173	211,475	36	208,609	1	59	200.4	446	166	1,438
Camp Henry (Brooklyn Hill)		Army Active	Yongsan	11	7,945	0	0	0	0	4	40	4.0	0	0	0
Camp Henry (Dartboard Site)		Army Active	Taegu	2	1,672	0	0	0	0	0	10	2.9	0	0	0
Camp Henry (Pier #8)		Army Active	Pusan	4	7,759	0	0	7	96,772	0	12	33.2	0	2	42
Camp Hialeah		Army Active	Pusan	302	892,251	0	0	24	53,561	61	193	313.8	0	0	0
Camp Hovey		Army Active	Camp Hovey	138	1,545,771	0	0	1	25,696	0	3,473	398.7	1,204	1	418
Camp Humphreys		Army Active	Camp Humphreys	482	4,514,972	0	0	7	35,641	0	1,436	1,242.9	3,779	195	3,147
Camp Humphreys (High Point)		Army Active	Chechon	3	2,122	0	0	0	0	0	11	2.1	0	0	0

* Sites having assets that are Federally funded (e.g., owned, lease, licence, permit) and State-owned interest.

** US Locations that do not meet criteria of at least ten (10) Acres AND at least \$10M PRV. US Territories and Non-US Locations that do not meet criteria of at least ten (10) Acres OR at least \$10M PRV.

DEPARTMENT OF DEFENSE - Army
Base Structure Report - As of 30 Sept 2007

SITE	BRAC 2005	COMPONENT	NAME NEAREST CITY	BUILDINGS						ACRES OWNED	TOTAL ACRES	PRV (\$M)	MIL	CIV	OTHER
				OWNED		LEASED		OTHER							
				COUNT	SQFT	COUNT	SQFT	COUNT	SQFT						
Camp Humphreys (Richmond)		Army Active	Taejon	2	564	0	0	0	0	0	14	2.2	0	0	0
Camp Jackson		Army Active	Uijong Bu	47	178,892	0	0	0	0	0	406	45.4	233	0	76
Camp Kwangsa Ri		Army Active	Yongju	15	35,560	0	0	4	8,000	0	31	12.0	0	0	28
Camp Long		Army Active	Wonju	117	303,572	0	0	8	13,007	0	85	92.5	74	4	274
Camp Market		Army Active	Inchon	65	607,211	0	0	39	588,090	0	118	196.0	15	4	499
Camp Red Cloud		Army Active	Uijong Bu	241	1,400,616	0	0	0	0	0	207	381.0	1,090	116	1,357
Camp Red Cloud (Bullseye 01)		Army Active	Yongchon	81	152,023	0	0	0	0	0	2,457	54.1	0	0	8
Camp Red Cloud (Bullseye 02)		Army Active	Paju	0	0	0	0	0	0	0	1,391	0.0	0	0	0
Camp Stanley		Army Active	Uijong Bu	289	1,605,383	0	0	1	109	0	605	419.2	1,005	13	665
Camp Walker		Army Active	Taegu	227	1,152,736	0	0	0	0	1	195	313.1	533	84	711
Camp Yongjin		Army Active	Suwon	6	44,616	0	0	3	9,240	0	8	15.2	40	2	40
Chang San		Army Active	Pusan	13	12,838	0	0	0	0	2	26	5.1	0	0	0
Far East Dist Engr		Army Active	Seoul	32	111,986	0	0	14	76,982	0	11	44.3	6	156	516
Gun Training Area		Army Active	Tong Du Chon	0	0	0	0	0	0	0	195	0.0	0	0	0
H220 Heliport		Army Active	Tong Du Chon	34	199,147	0	0	0	0	0	52	55.6	5	5	190
K-16 AB		Army Active	Songnam	51	360,180	0	0	18	268,539	0	212	180.5	587	3	304
Kamaksan ASA		Army Active	Tong Du Chon	5	5,286	0	0	0	0	0	48	2.6	0	0	10
Kunsan POL Terminal Site		Army Active	Kunsan	3	5,728	0	0	0	0	0	17	7.9	0	0	0
Madison Site		Army Active	Suwon	11	8,638	0	0	0	0	0	22	7.4	0	0	0
Masan Ammunition Depot		Army Active	Masan	17	57,265	0	0	0	0	0	1,060	17.7	0	2	5
Niblo Barracks		Army Active	Seoul	11	28,505	0	0	2	6,345	0	7	11.6	0	0	51
Pusan Storage Facility		Army Active	Pusan	63	396,674	0	0	9	21,040	3	69	99.2	3	5	196
Pyongtaek Complex Area		Army Active	Pyong Taek	4	4,432	0	0	0	0	0	160	4.7	0	0	4
Shinbuk Relay		Army Active	Pochon	2	4,632	0	0	0	0	0	13	6.3	0	0	0
Sungnam Golf Course		Army Active	Songnam	0	0	0	0	10	60,983	0	230	28.7	0	0	145
Tango		Army Active	Songnam	23	179,970	0	0	6	77,561	0	241	70.0	97	1	63
Watkins Range		Army Active	Tong Du Chon	0	0	0	0	0	0	0	13	0.0	0	0	0
Yong Pyong		Army Active	Yongpyong	63	176,555	0	0	0	0	0	3,347	75.0	2	1	133
Yongsan Garrison		Army Active	Seoul	748	4,706,465	14	804,774	235	1,668,203	0	639	1,500.7	4,116	1,050	6,553
** OTHER SITE(S): 16				93	111,815	0	0	9	88,886	8	61	54.7	97	2	68
South Korea Total:				4,156	26,304,915	187	1,016,249	489	4,245,903	83	21,120	7,954.6	20,186	2,030	21,679
United Kingdom															
RAF Hythe		Army Active	Southampton	3	2,581	0	0	21	214,370	0	35	49.0	0	0	22
United Kingdom Total:				3	2,581	0	0	21	214,370	0	35	49.0	0	0	22
Overseas Total:				13,424	60,871,446	2,657	10,583,336	8,706	115,262,952	695	182,869	48,840.1	66,787	11,532	65,204

* Sites having assets that are Federally funded (e.g., owned, lease, licence, permit) and State-owned interest.

** US Locations that do not meet criteria of at least ten (10) Acres AND at least \$10M PRV. US Territories and Non-US Locations that do not meet criteria of at least ten (10) Acres OR at least \$10M PRV.

DEPARTMENT OF DEFENSE - Army
Base Structure Report - As of 30 Sept 2007

SITE	BRAC 2005	COMPONENT	NAME NEAREST CITY	BUILDINGS						ACRES OWNED	TOTAL ACRES	PRV (\$M)	MIL	CIV	OTHER
				OWNED		LEASED		OTHER							
				COUNT	SQFT	COUNT	SQFT	COUNT	SQFT						
Worldwide Totals By Reporting Component:				98,539	697,548,798	5,043	31,805,411	39,453	226,038,758	12,089,157	15,425,312	254,396.9	847,482	176,101	352,237

* Sites having assets that are Federally funded (e.g., owned, lease, licence, permit) and State-owned interest.

** US Locations that do not meet criteria of at least ten (10) Acres AND at least \$10M PRV. US Territories and Non-US Locations that do not meet criteria of at least ten (10) Acres OR at least \$10M PRV.

DEPARTMENT OF DEFENSE - Navy
Base Structure Report - As of 30 Sept 2007

SITE	BRAC 2005	COMPONENT	NAME NEAREST CITY	BUILDINGS						ACRES OWNED	TOTAL ACRES	PRV (\$M)	MIL	CIV	OTHER
				OWNED		LEASED		OTHER							
				COUNT	SQFT	COUNT	SQFT	COUNT	SQFT						
Alabama															
Barin Field		Navy Active	Foley	7	9,524	0	0	0	0	763	818	32.8	0	0	0
NOLF Brewton		Navy Active	Brewton	0	0	2	1,070	0	0	0	653	25.4	0	0	0
NOLF Evergreen		Navy Active	Evergreen	0	0	1	7,650	0	0	132	440	17.8	0	0	0
NOLF Silverhill		Navy Active	Silverhill	2	1,443	0	0	0	0	400	400	19.6	0	0	0
NOLF Summerdale		Navy Active	Summerdale	1	1,024	0	0	0	0	565	565	23.7	0	0	0
NOLF Wolf		Navy Active	Elberta	1	240	0	0	0	0	422	422	25.7	0	0	0
NOSC-MCRC Bessemer Al		Navy Reserve	Bessemer	9	71,891	0	0	0	0	16	16	13.4	571	0	0
** OTHER SITE(S): 9				25	68,026	0	0	1	4,971	1	119	14.2	363	0	0
Alabama Total:				45	152,148	3	8,720	1	4,971	2,299	3,433	172.5	934	0	0
Alaska															
Back Island		Navy Active	Ketchikan	3	23,756	0	0	0	0	0	15	55.0	0	0	0
CSO NAF Adak		Navy Active	Adak Station	573	3,744,358	0	0	0	0	52,181	52,181	4,685.7	0	0	0
NARL Barrow Camp Tr1		Navy Active	Barrow	69	120,613	0	0	0	0	639	639	157.9	0	0	0
NSGA Adak N63886		Navy Active	Adak Station	38	232,891	0	0	0	0	8,820	8,820	325.4	0	0	0
** OTHER SITE(S): 4				12	35,360	0	0	2	67,000	0	6	33.9	74	0	0
Alaska Total:				695	4,156,978	0	0	2	67,000	61,640	61,661	5,257.9	74	0	0
Arizona															
** OTHER SITE(S): 3				19	105,665	0	0	0	0	287	310	26.3	1,541	18	0
Arizona Total:				19	105,665	0	0	0	0	287	310	26.3	1,541	18	0
California															
C3F Complex		Navy Active	San Diego	17	264,858	0	0	0	0	91	91	110.0	0	0	0
Cabrillo Housing Long Bch		Navy Active	Long Beach	250	736,402	0	0	0	0	91	91	92.9	0	0	0
Capehart Housing 3 Mugu		Navy Active	Camarillo	78	462,884	0	0	0	0	52	52	98.6	0	0	0
CSO FISC Oakland		Navy Active	Oakland	110	7,416,641	0	0	0	0	516	521	1,374.5	0	0	0
CSO FISC Oakland Alameda Annex		Navy Active	Alameda	8	866,604	0	0	0	0	51	51	123.3	0	0	0
CSO FISC Oakland Alameda Facility		Navy Active	Alameda	12	1,251,805	0	0	0	0	96	97	319.4	0	0	0
CSO Hunters Point Annex		Navy Active	San Francisco	150	2,636,103	0	0	0	0	922	922	1,297.7	0	0	0
CSO NAS Alameda		Navy Active	Alameda	181	4,641,893	0	0	0	0	2,414	2,573	2,035.0	13	0	0
CSO NAS Alameda Marina Village/SF		Navy Active	San Francisco	160	727,359	0	0	0	0	30	30	88.7	0	0	0
CSO NS Treasure Island		Navy Active	San Francisco	132	1,806,684	1	30,000	0	0	1,139	1,141	840.0	1	0	0

* Sites having assets that are Federally funded (e.g., owned, lease, licence, permit) and State-owned interest.

** US Locations that do not meet criteria of at least ten (10) Acres AND at least \$10M PRV. US Territories and Non-US Locations that do not meet criteria of at least ten (10) Acres OR at least \$10M PRV.

DEPARTMENT OF DEFENSE - Navy
Base Structure Report - As of 30 Sept 2007

SITE	BRAC 2005	COMPONENT	NAME NEAREST CITY	BUILDINGS						ACRES OWNED	TOTAL ACRES	PRV (\$M)	MIL	CIV	OTHER
				OWNED		LEASED		OTHER							
				COUNT	SQFT	COUNT	SQFT	COUNT	SQFT						
CSO NSY Long Beach		Navy Active	Long Beach	43	1,057,913	0	0	0	0	390	396	461.9	0	0	0
CSO NSY Mare Island		Navy Active	Vallejo	101	909,174	0	0	0	0	5,107	5,109	571.8	0	0	0
Estero Bay Fuel Complex		Navy Active	Morro Bay	6	1,840	0	0	0	0	175	175	104.3	0	0	0
Former NAVPHIBASE Coronado	R	Navy Active	Coronado	157	1,643,451	0	0	0	0	690	949	743.1	630	14	0
Fuel Farm		Navy Active	San Diego	86	87,228	0	0	0	0	206	206	181.7	0	0	0
Holtville Carrier LS		Navy Active	El Centro	0	0	0	0	0	0	110	110	16.9	0	0	0
Laguna Peak CA		Navy Active	Point Mugu	10	14,325	0	0	0	0	39	39	11.9	0	0	0
Long Beach Fuel Complex		Navy Active	Long Beach	5	5,711	0	0	0	0	11	11	21.7	0	0	0
Long Beach Golf Course		Navy Active	Los Alamitos	2	27,380	11	14,716	0	0	0	254	20.9	0	0	0
NAF El Centro		Navy Active	El Centro	257	1,112,566	0	0	0	0	1,636	1,711	643.9	854	509	0
NAF El Centro Desert Range		Navy Active	El Centro	2	8,040	0	0	0	0	6,226	52,263	31.5	0	0	0
NAS Alameda/SF		Navy Active	Alameda	19	69,980	0	0	0	0	188	188	421.0	0	0	0
NAS Lemoore	R	Navy Active	Lemoore NAS	1,123	6,132,658	0	0	0	0	29,823	29,823	2,317.2	7,420	474	0
NAS North Island Clev NF Survival Tra		Navy Active	Warner Springs	42	45,265	0	0	0	0	0	6,166	11.9	0	0	0
NAS North Island Imperial Beach		Navy Active	Imperial Beach	79	696,315	0	0	0	0	1,402	1,402	306.7	0	0	0
NAS North Island Lofgren Terrace		Navy Active	Chula Vista	0	0	0	0	53	375,010	37	37	45.0	0	0	0
NAS North Island San Diego	R	Navy Active	San Diego	606	7,665,800	0	0	0	0	2,803	2,804	3,488.8	25,293	3,946	0
NAS North Island Silver Strand		Navy Active	Imperial Beach	8	73,030	0	0	0	0	549	549	24.5	0	0	0
NAS North Island Silver Strand Hsg		Navy Active	Imperial Beach	0	0	0	0	165	786,721	70	70	95.7	0	0	0
Naval Medical Center San Diego	R	Navy Active	San Diego	25	1,574,138	0	0	0	0	76	76	677.9	3,862	2,295	4
NAVBASE Ventura City Point Mugu	R	Navy Active	Point Mugu	900	3,974,344	1	12	0	0	4,484	4,484	1,607.5	1,830	1,362	0
NAVPHIBASE Seal Side		Navy Active	Coronado	30	436,323	0	0	0	0	72	72	124.5	0	0	0
NAVPMOSSP Mtn View		Navy Active	Mountain View	10	785,777	0	0	0	0	343	343	312.9	0	0	0
NAVSUBASE San Diego	R	Navy Active	San Diego	132	862,944	0	0	0	0	334	336	395.3	4,554	8,475	16
NAVSUBASE San Diego Admiral Hartman Housing 1		Navy Active	San Diego	0	0	0	0	440	736,879	46	46	107.9	0	0	0
NAVSUBASE San Diego Chesterton Hsg		Navy Active	San Diego	1	6,863	0	0	435	810,605	144	144	120.5	0	0	0
NAVSUBASE San Diego Fleet ASW	R	Navy Active	San Diego	41	931,880	0	0	0	0	11	43	303.3	0	0	0
NAVSUPPDET Monterey	R	Navy Active	Monterey	72	916,078	0	0	0	0	191	192	391.4	1,607	1,263	0
NAVSUPPDET Monterey Centerville Beach		Navy Active	Ferndale	76	196,147	0	0	0	0	47	49	46.9	0	0	0
NAVSUPPDET Monterey Dixon Transmitter Fac		Navy Active	Dixon	25	78,248	0	0	0	0	1,285	1,285	94.0	0	0	0
NAVSUPPDET Monterey La Mesa Village		Navy Active	Monterey	16	81,188	0	0	254	883,831	298	299	145.4	0	0	0
NAVSUPPDET Monterey Lab Recreation		Navy Active	Monterey	20	53,504	0	0	0	0	101	108	27.8	0	0	0

* Sites having assets that are Federally funded (e.g., owned, lease, licence, permit) and State-owned interest.

** US Locations that do not meet criteria of at least ten (10) Acres AND at least \$10M PRV. US Territories and Non-US Locations that do not meet criteria of at least ten (10) Acres OR at least \$10M PRV.

DEPARTMENT OF DEFENSE - Navy
Base Structure Report - As of 30 Sept 2007

SITE	BRAC 2005	COMPONENT	NAME NEAREST CITY	BUILDINGS						ACRES OWNED	TOTAL ACRES	PRV (\$M)	MIL	CIV	OTHER
				OWNED		LEASED		OTHER							
				COUNT	SQFT	COUNT	SQFT	COUNT	SQFT						
NAVSUPPET Monterey Navy School Annex		Navy Active	Monterey	13	113,010	0	0	0	0	20	20	46.4	0	0	0
NAWS China Lake	R	Navy Active	China Lake	258	1,665,725	0	0	0	0	606,885	606,926	1,342.2	717	3,029	0
NAWS China LakeRandsburg Wash Area		Navy Active	Trona	42	156,253	0	0	0	0	186,994	187,117	69.1	0	0	0
Norwalk Fuel Complex		Navy Active	Norwalk	1	676	0	0	0	0	17	18	26.9	0	0	0
NOSC Alameda		Navy Reserve	Alameda	5	81,944	0	0	0	0	15	15	24.6	779	0	0
NOSC LA	C	Navy Reserve	Los Angeles	7	123,972	0	0	0	0	0	23	31.1	1,028	0	0
NOSC LA N62103		Navy Reserve	Los Angeles	6	142,462	0	0	0	0	11	11	34.7	0	0	0
NOSC Moreno		Navy Reserve	Moreno Valley	4	67,123	0	0	0	0	10	10	15.4	95	0	0
NOSC Sacramento		Navy Reserve	Sacramento	4	48,908	0	0	0	0	20	20	12.9	640	0	0
NS Long Beach		Navy Active	Long Beach	14	136,299	0	0	0	0	776	776	121.6	56	0	0
NS San Diego	R	Navy Active	San Diego	201	2,572,792	0	0	4	26,572	850	868	1,420.6	20,061	3,715	0
NS San Diego Bayview Hills Housing		Navy Active	San Diego	1	5,500	0	0	199	1,622,259	162	162	193.1	0	0	0
NS San Diego Broadway Complex	C	Navy Active	San Diego	19	799,725	2	104,297	0	0	20	25	209.5	0	0	0
NS San Diego Chollas Heights Hsg		Navy Active	San Diego	0	0	0	0	91	556,930	78	78	69.5	0	0	0
NS San Diego Dryside		Navy Active	San Diego	125	2,843,960	0	0	0	0	276	276	702.2	0	0	0
NS San Diego Eucalyptus Housing		Navy Active	San Diego	0	0	0	0	57	466,754	41	41	51.7	0	0	0
NS San Diego Home Terrace Condos		Navy Active	San Diego	0	0	0	0	27	126,482	10	10	15.7	0	0	0
NS San Diego Howard Gilmore		Navy Active	La Mesa	0	0	0	0	49	626,117	50	50	79.1	0	0	0
NS San Diego Mission Gorge		Navy Active	San Diego	21	30,720	0	0	0	0	448	448	33.2	0	0	0
NS San Diego Murphy Canyon		Navy Active	San Diego	4	30,360	0	0	1,087	4,454,900	733	733	682.6	0	0	0
NS San Diego National City		Navy Active	National City	2	224,103	0	0	0	0	56	56	30.0	0	0	0
NS San Diego Pomerado Terrace		Navy Active	San Diego	0	0	0	0	23	263,281	52	52	32.6	0	0	0
NS San Diego Terrace View Villas		Navy Active	San Diego	0	0	0	0	65	243,956	17	17	28.8	0	0	0
NWS Seal Beach	R	Navy Active	Seal Beach	362	2,310,379	0	0	0	0	5,023	5,023	780.5	386	0	0
NWS Seal Beach Corona		Navy Active	Norco	52	340,823	0	0	0	0	226	226	157.6	0	0	0
NWS Seal Beach Det Concord	C	Navy Active	Concord	491	1,840,537	0	0	0	0	7,460	8,196	1,105.4	0	0	0
NWS Seal Beach Fallbrook California	R	Navy Active	Fallbrook	274	989,374	0	0	0	0	8,851	8,851	427.8	0	0	0
Old Town		Navy Active	San Diego	12	911,665	0	0	0	0	70	70	418.1	0	0	0
Port Hueneme	R	Navy Active	Port Hueneme	623	5,657,098	47	375,248	0	0	1,793	1,793	1,710.2	5,835	3,215	0
Richmond, Pt Molate		Navy Active	Richmond	14	32,168	0	0	0	0	413	413	162.0	0	0	0
San Clemente		Navy Active	San Clemente Nav Res I	229	518,421	0	0	0	0	36,206	36,206	484.6	0	0	0
San Nicolas Island		Navy Active	San Nicolas Island	144	371,988	0	0	0	0	13,370	13,370	544.7	0	0	0
San Pedro Fuel Depot		Navy Active	Los Angeles	27	33,888	0	0	0	0	269	272	172.1	0	0	0
Santa Cruz Island		Navy Active	Goleta	10	16,760	0	0	0	0	0	11	21.5	0	0	0

* Sites having assets that are Federally funded (e.g., owned, lease, licence, permit) and State-owned interest.

** US Locations that do not meet criteria of at least ten (10) Acres AND at least \$10M PRV. US Territories and Non-US Locations that do not meet criteria of at least ten (10) Acres OR at least \$10M PRV.

DEPARTMENT OF DEFENSE - Navy
Base Structure Report - As of 30 Sept 2007

SITE	BRAC 2005	COMPONENT	NAME NEAREST CITY	BUILDINGS						ACRES OWNED	TOTAL ACRES	PRV (\$M)	MIL	CIV	OTHER
				OWNED		LEASED		OTHER							
				COUNT	SQFT	COUNT	SQFT	COUNT	SQFT						
Skaggs Island		Navy Active	Skaggs Island	107	237,753	0	0	0	0	3,309	3,309	115.2	0	0	0
SPAWARSYSCEN		Navy Active	San Diego	263	1,435,332	0	0	0	0	500	501	580.3	0	0	0
** OTHER SITE(S): 123				1,926	6,859,344	8	420,679	184	1,127,728	334,024	351,203	2,466.9	924	100	0
California Total:				10,253	80,858,405	70	944,952	3,133	13,108,025	1,271,352	1,342,504	34,676.5	76,585	28,397	20
Colorado															
NOSC Denver		Navy Reserve	Lakewood	4	111,580	0	0	0	0	0	15	28.3	230	1	0
** OTHER SITE(S): 1				0	0	0	0	1	17,707	0	2	3.8	1,526	18	0
Colorado Total:				4	111,580	0	0	1	17,707	0	17	32.1	1,756	19	0
Connecticut															
NAVSUBASE New London	R	Navy Active	Groton	256	2,826,732	0	0	18	78,606	686	687	1,266.3	8,513	877	0
NAVSUBASE New London Conning Towers		Navy Active	Groton	4	26,015	0	0	79	220,200	50	50	42.2	0	0	0
NAVSUBASE New London Dolphin Gardens		Navy Active	Groton	1	47,779	0	0	0	0	40	40	12.2	0	0	0
NAVSUBASE New London Nautilus Park 1st Inc		Navy Active	Groton	1	18,018	0	0	500	660,563	50	50	94.6	0	0	0
NAVSUBASE New London Nautilus Park 2nd Inc		Navy Active	Groton	0	0	0	0	263	647,714	142	142	84.1	0	0	0
NAVSUBASE New London Nautilus Park 3rd Inc		Navy Active	Groton	3	30,571	0	0	1	5,421	115	115	12.7	0	0	0
NAVSUBASE New London Polaris Park		Navy Active	Groton	23	26,254	0	0	68	373,001	52	52	47.2	0	0	0
NAVSUBASE New London Trident Park		Navy Active	Groton	1	400	0	0	154	605,514	85	86	77.6	0	0	0
NWIRP Bloomfield		Navy Active	Bloomfield	6	93,031	0	0	0	0	85	85	47.1	0	0	0
** OTHER SITE(S): 5				8	44,984	0	0	0	0	42	65	13.4	306	0	0
Connecticut Total:				303	3,113,784	0	0	1,083	2,591,019	1,345	1,372	1,697.4	8,819	877	0
Delaware															
** OTHER SITE(S): 1				2	34,530	0	0	0	0	8	8	8.6	282	0	0
Delaware Total:				2	34,530	0	0	0	0	8	8	8.6	282	0	0
District of Columbia															
Bellevue		Navy Active	Washington, DC	190	314,976	0	0	0	0	60	60	38.3	0	0	0
Naval Research Lab		Navy Active	Washington, DC	88	2,523,261	0	0	0	0	131	133	857.2	48	0	0

* Sites having assets that are Federally funded (e.g., owned, lease, licence, permit) and State-owned interest.

** US Locations that do not meet criteria of at least ten (10) Acres AND at least \$10M PRV. US Territories and Non-US Locations that do not meet criteria of at least ten (10) Acres OR at least \$10M PRV.

DEPARTMENT OF DEFENSE - Navy
Base Structure Report - As of 30 Sept 2007

SITE	BRAC 2005	COMPONENT	NAME NEAREST CITY	BUILDINGS						ACRES OWNED	TOTAL ACRES	PRV (\$M)	MIL	CIV	OTHER
				OWNED		LEASED		OTHER							
				COUNT	SQFT	COUNT	SQFT	COUNT	SQFT						
NDept Potomac Annex	R	Navy Active	Washington, DC	16	186,212	0	0	0	0	12	12	38.5	0	0	0
NS Anacostia	R	Navy Active	Washington, DC	55	1,061,653	0	0	0	0	299	351	401.7	2,639	1,647	0
NSA North Potomac		Navy Active	Washington, DC	29	165,860	0	0	0	0	72	72	51.3	0	0	0
NSA Washington		Navy Active	Washington, DC	85	3,214,512	0	0	0	0	78	78	859.0	7,738	15,639	38
** OTHER SITE(S): 5				2	40,961	0	0	0	0	1	11	14.3	94	1,041	0
District of Columbia Total:				465	7,507,435	0	0	0	0	654	716	2,260.2	10,519	18,327	38
Florida															
Corry Station		Navy Active	Pensacola	211	2,163,317	0	0	0	0	673	674	478.7	39	1	0
CSO Cecil Field FL NAS	R	Navy Active	Cecil Field	32	246,168	0	0	0	0	415	415	505.0	0	0	0
CSO Orlando FL NTC Annex		Navy Active	Orlando	100	690,966	0	0	0	0	704	704	155.4	0	0	0
Dredgers Key-Sigsbee		Navy Active	Key West	280	1,267,189	0	0	0	0	352	352	237.8	0	0	0
Fleming Key Magazine		Navy Active	Key West	33	52,867	0	0	0	0	322	323	33.2	0	0	0
NAS Jacksonville	R	Navy Active	Jacksonville	654	7,365,470	0	0	0	0	3,842	3,881	2,224.7	9,112	9,657	5
NAS Jacksonville Yellow Water Housing		Navy Active	Cecil Field	43	266,409	0	0	0	0	254	254	34.9	0	0	0
NAS Key West		Navy Active	Key West	127	716,885	0	0	0	0	3,977	4,734	552.0	1,327	319	0
NAS Key West Peary Court		Navy Active	Key West	50	223,464	0	0	0	0	28	28	32.8	0	0	0
NAS Key West Truman Annex		Navy Active	Key West	73	469,403	0	0	0	0	159	233	163.1	0	0	0
NAS Key West Trumbo Point Annex		Navy Active	Key West	87	508,772	0	0	0	0	129	137	198.4	0	0	0
NAS Pensacola	R	Navy Active	Pensacola	526	7,423,069	0	0	0	0	5,540	5,761	1,992.4	10,145	3,780	0
NAS Pensacola Mariner Housing		Navy Active	Pensacola	0	0	300	354,732	0	0	0	147	33.6	0	0	0
NAS Whiting Field Milton		Navy Active	Milton	128	895,258	0	0	0	0	3,533	3,914	595.8	27	0	0
Naval Hospital Key West		Navy Active	Key West	10	78,331	0	0	0	0	15	15	30.1	0	0	0
NOLF Choctaw		Navy Active	Milton	5	14,412	0	0	0	0	0	1,450	85.2	0	0	0
NOLF Holley		Navy Active	Milton	1	1,024	0	0	0	0	698	698	36.3	0	0	0
NOLF Santa Rosa		Navy Active	Milton	2	1,517	0	0	0	0	738	738	55.9	0	0	0
NOLF Spencer		Navy Active	Milton	3	4,195	0	0	0	0	640	640	34.7	0	0	0
NOSC-MCRC Miami		Navy Reserve	Miami	2	62,752	0	0	0	0	20	20	12.5	441	0	0
NOTU Cape Canaveral		Navy Active	Cape Canaveral	0	0	0	0	72	435,307	0	250	177.4	0	0	0
NS Mayport	R	Navy Active	Jacksonville	627	3,087,157	15	206,486	1	1,915	3,002	3,230	1,060.3	9,463	425	0
NS Mayport FISC		Navy Active	Jacksonville	31	39,150	0	0	0	0	181	181	70.6	0	0	0
NS Mayport Ribault Bay Village		Navy Active	Jacksonville	132	692,758	0	0	0	0	158	158	77.6	0	0	0
NSA Orlando		Navy Active	Orlando	4	233,557	2	51,872	0	0	41	41	68.1	293	1	0
NSA Panama City	R	Navy Active	Panama City	214	1,302,942	17	98,565	0	0	659	669	356.3	160	0	0
OLF Bronson		Navy Active	Pensacola	27	13,261	0	0	0	0	967	1,098	29.6	0	0	0
OLF Whitehouse		Navy Active	Cecil Field	7	10,154	0	0	0	0	1,908	2,565	35.9	0	0	0
Pinecastle E.W. Range		Navy Active	Salt Springs	2	2,491	0	0	0	0	0	5,900	10.6	0	0	0

* Sites having assets that are Federally funded (e.g., owned, lease, licence, permit) and State-owned interest.

** US Locations that do not meet criteria of at least ten (10) Acres AND at least \$10M PRV. US Territories and Non-US Locations that do not meet criteria of at least ten (10) Acres OR at least \$10M PRV.

DEPARTMENT OF DEFENSE - Navy
Base Structure Report - As of 30 Sept 2007

SITE	BRAC 2005	COMPONENT	NAME NEAREST CITY	BUILDINGS						ACRES OWNED	TOTAL ACRES	PRV (\$M)	MIL	CIV	OTHER
				OWNED		LEASED		OTHER							
				COUNT	SQFT	COUNT	SQFT	COUNT	SQFT						
Saufley Field	R	Navy Active	Pensacola	69	630,695	0	0	1	4,072	882	895	269.3	0	0	0
Whiting Pines		Navy Active	Milton	282	423,457	0	0	0	0	98	98	53.8	0	0	0
** OTHER SITE(S): 60				62	294,758	16	383,440	41	331,722	4,795	17,299	228.2	1,846	57	0
Florida Total:				3,824	29,181,848	350	1,095,095	115	773,016	34,728	57,499	9,930.1	32,853	14,240	5
Georgia															
Dobbins AFB	R	Navy Active	Dobbins AFB	14	74,187	0	0	0	0	0	37	29.4	100	0	0
NAS Atlanta	C	Navy Reserve	Marietta	76	393,020	0	0	0	0	107	107	147.8	1,675	121	0
NAVSUBASE Kings Bay		Navy Active	Kings Bay	535	5,837,872	0	0	0	0	14,465	16,616	2,347.1	4,136	1,571	0
NOSC-MCRC Atlanta		Navy Reserve	Marietta	2	100,336	0	0	0	0	0	18	20.4	1,072	0	0
NSA Athens	C	Navy Active	Athens	64	327,791	0	0	0	0	58	58	72.4	243	64	0
** OTHER SITE(S): 8				28	115,558	0	0	9	77,103	79	130	37.6	329	0	0
Georgia Total:				719	6,848,764	0	0	9	77,103	14,709	16,965	2,654.7	7,555	1,756	0
Guam															
Agana		Navy Active	Agana	1	220	0	0	0	0	1	10	21.2	0	0	0
Andersen AFB		Navy Active	Andersen AB	13	59,781	0	0	1	168	0	0	136.8	515	60	0
CSO Agana Guam NAS		Navy Active	Agana	419	1,190,553	0	0	1	10,600	0	0	1,194.0	4	0	0
GLUP 94 BRAC IV		Navy Active	Agana	18	42,969	0	0	0	0	0	0	46.5	0	0	0
NAVBASE Guam	R	Navy Active	Agana	1,008	4,739,902	0	0	0	0	17,217	17,447	5,364.5	2,609	473	0
NAVBASE Guam Apra Heights		Navy Active	Apra	194	596,594	0	0	0	0	0	3	233.2	0	0	0
NAVBASE Guam Barrigada		Navy Active	Barrigada	23	174,429	0	0	0	0	1,081	1,132	179.1	0	0	0
NAVBASE Guam Finegayan		Navy Active	Finegayan	364	1,346,143	0	0	0	0	2,957	2,979	762.5	0	0	0
NAVBASE Guam Harmon		Navy Active	Dededo	1	220	0	0	0	0	8	12	0.1	0	0	0
NAVBASE Guam Marbo		Navy Active	Mangilao	0	0	0	0	0	0	0	45	4.4	0	0	0
NAVBASE Guam Naval Magazine		Navy Active	Santa Rita	221	660,295	0	0	0	0	17	21	1,137.7	0	0	0
NAVBASE Guam Talofofo		Navy Active	Talofofo	0	0	0	0	0	0	13	13	0.0	0	0	0
NAVBASE Guam Tiyan		Navy Active	Agana	1	895	0	0	0	0	0	22	2.7	0	0	0
NAVHOSP Guam		Navy Active	Naval Supply Depot	22	355,831	0	0	0	0	88	88	311.4	489	101	0
Nimitz Hill		Navy Active	Nimitz Hill	77	226,909	0	0	0	0	211	283	134.7	0	0	0
Sasa Valley		Navy Active	Piti	32	16,847	0	0	0	0	421	432	210.1	0	0	0
Tanguisson Point		Navy Active	Dededo	1	29,205	0	0	0	0	27	27	147.8	0	0	0
Tenjo Vista		Navy Active	Piti	7	927	0	0	0	0	0	0	78.9	0	0	0
** OTHER SITE(S): 17				2	9,693	1	157	0	0	0	0	9.3	16	0	0
Guam Total:				2,404	9,451,413	1	157	2	10,768	22,041	22,515	9,974.8	3,633	634	0

* Sites having assets that are Federally funded (e.g., owned, lease, licence, permit) and State-owned interest.

** US Locations that do not meet criteria of at least ten (10) Acres AND at least \$10M PRV. US Territories and Non-US Locations that do not meet criteria of at least ten (10) Acres OR at least \$10M PRV.

DEPARTMENT OF DEFENSE - Navy
Base Structure Report - As of 30 Sept 2007

SITE	BRAC 2005	COMPONENT	NAME NEAREST CITY	BUILDINGS						ACRES OWNED	TOTAL ACRES	PRV (\$M)	MIL	CIV	OTHER
				OWNED		LEASED		OTHER							
				COUNT	SQFT	COUNT	SQFT	COUNT	SQFT						
Hawaii															
Aiea		Navy Active	Aiea	20	33,843	0	0	271	497,777	96	99	205.5	0	0	0
CSO Barbers Pt HI		Navy Active	Barbers Point	0	0	0	0	0	0	1,116	1,246	85.8	0	0	0
Ewa		Navy Active	Ewa Beach	1,896	3,367,047	0	0	0	0	3,130	3,144	964.6	0	0	0
Honolulu	R	Navy Active	Pearl Harbor	135	1,132,440	1	54,030	1,759	4,689,376	616	620	1,443.9	0	0	0
Kalaeloa		Navy Active	Barbers Point	165	983,210	0	0	0	0	932	940	429.9	0	0	0
Kamokala Ridge		Navy Active	Kekaha	13	23,582	0	0	0	0	0	89	14.6	0	0	0
Kunia		Navy Active	Kunia	0	0	0	0	10	275,180	0	96	134.0	0	0	0
Makaha Ridge		Navy Active	Kokee	14	23,844	0	0	0	0	0	245	27.3	0	0	0
NS Pearl Harbor	R	Navy Active	Pearl Harbor	636	9,139,044	0	0	312	906,091	7,284	7,336	6,330.2	14,442	8,344	3
PACMISRANFAC Hawaiian Area		Navy Active	Kekaha	209	458,299	0	0	62	96,589	1,933	4,354	417.2	0	0	0
Pearl City		Navy Active	Pearl City	13	223,707	0	0	273	992,863	647	655	379.2	0	0	0
Red Hill		Navy Active	Honolulu	7	11,981	0	0	13	15,796	242	243	747.0	0	0	0
Wahiawa		Navy Active	Wahiawa	95	423,569	0	0	218	651,855	720	743	372.6	0	0	0
Waianae		Navy Active	Lualualei	431	1,099,201	0	0	0	0	9,228	9,229	611.1	0	0	0
Waikele		Navy Active	Waipahu	134	439,967	0	0	0	0	487	488	215.9	0	0	0
Waipahu		Navy Active	Waipahu	24	42,874	0	0	0	0	1,454	1,456	62.0	0	0	0
** OTHER SITE(S): 17				15	55,172	1	8,113	49	125,391	218	1,410	42.9	0	0	0
Hawaii Total:				3,807	17,457,780	2	62,143	2,967	8,250,918	28,102	32,391	12,483.9	14,442	8,344	3
Idaho															
Bayview Idaho		Navy Active	Bayview	13	77,543	0	0	0	0	22	22	27.6	0	42	0
** OTHER SITE(S): 4				3	3,040	3	38,356	0	0	0	9	9.2	271	0	0
Idaho Total:				16	80,583	3	38,356	0	0	22	31	36.8	271	42	0
Illinois															
Fort Sheridan		Navy Active	Fort Sheridan	3	3,567	0	0	93	603,073	206	206	125.8	10	0	0
Glenview		Navy Active	Glenview	2	18,376	0	0	124	709,086	93	93	96.7	0	0	0
NS Great Lakes	R	Navy Active	Great Lakes	303	10,032,360	0	0	677	2,449,730	1,629	1,697	3,882.3	20,359	5,121	0
** OTHER SITE(S): 15				25	138,859	1	1,593	0	0	17	26	31.5	866	0	0
Illinois Total:				333	10,193,162	1	1,593	894	3,761,889	1,946	2,023	4,136.3	21,235	5,121	0
Indiana															
NSA Crane	R	Navy Active	Crane	2,437	10,921,998	0	0	37	70,778	62,433	62,435	3,822.8	1	0	0
** OTHER SITE(S): 2				3	7,184	1	55,519	0	0	461	464	14.0	398	0	0
Indiana Total:				2,440	10,929,182	1	55,519	37	70,778	62,894	62,899	3,836.8	399	0	0

* Sites having assets that are Federally funded (e.g., owned, lease, licence, permit) and State-owned interest.

** US Locations that do not meet criteria of at least ten (10) Acres AND at least \$10M PRV. US Territories and Non-US Locations that do not meet criteria of at least ten (10) Acres OR at least \$10M PRV.

DEPARTMENT OF DEFENSE - Navy
Base Structure Report - As of 30 Sept 2007

SITE	BRAC 2005	COMPONENT	NAME NEAREST CITY	BUILDINGS				ACRES OWNED	TOTAL ACRES	PRV (\$M)	MIL	CIV	OTHER		
				OWNED		LEASED								OTHER	
				COUNT	SQFT	COUNT	SQFT							COUNT	SQFT
Iowa															
** OTHER SITE(S): 1				1	42,675	0	0	0	0	4	4	8.9	308	0	0
Iowa Total:				1	42,675	0	0	0	0	4	4	8.9	308	0	0
Kansas															
** OTHER SITE(S): 1				3	40,462	0	0	0	0	0	8	8.2	212	0	0
Kansas Total:				3	40,462	0	0	0	0	0	8	8.2	212	0	0
Kentucky															
** OTHER SITE(S): 2				4	35,908	0	0	0	0	5	5	7.4	369	2	0
Kentucky Total:				4	35,908	0	0	0	0	5	5	7.4	369	2	0
Louisiana															
NAS JRB New Orleans	R	Navy Reserve	Belle Chasse	199	1,436,629	0	0	0	0	5,009	5,009	681.1	1,032	0	0
NOSC New Orleans		Navy Reserve	New Orleans	5	69,597	0	0	0	0	13	13	15.8	0	0	0
NSA New Orleans	R	Navy Active	New Orleans	73	685,009	0	0	0	0	188	199	240.4	1,669	529	0
NSA New Orleans East Bank		Navy Active	New Orleans	8	785,489	0	0	0	0	25	26	253.7	1,923	9	0
** OTHER SITE(S): 4				21	97,919	0	0	0	0	6	22	20.2	677	0	0
Louisiana Total:				306	3,074,643	0	0	0	0	5,241	5,268	1,211.2	5,301	538	0
Maine															
Corea Maine		Navy Active	Corea	13	61,654	0	0	0	0	461	461	83.1	0	0	0
NAS Brunswick	C	Navy Active	Brunswick	222	1,560,587	0	0	0	0	3,265	3,287	720.4	3,454	662	0
NAS Brunswick McKeen Street		Navy Active	Brunswick	187	362,494	0	0	0	0	70	75	43.4	0	0	0
NAS Brunswick NCTS Cutler VLF Area		Navy Active	Cutler	38	125,125	0	0	0	0	2,805	2,805	81.7	0	0	0
NAS Brunswick Topsham		Navy Active	Topsham	62	295,581	0	0	0	0	91	91	52.2	154	0	0
NSY Portsmouth	R	Navy Active	Kittery	290	3,492,527	0	0	0	0	309	309	1,282.6	0	4,161	0
** OTHER SITE(S): 17				37	68,555	0	0	0	0	12,602	12,611	25.6	17	47	0
Maine Total:				849	5,966,523	0	0	0	0	19,604	19,640	2,289.0	3,625	4,870	0
Maryland															
Blossom Point Md		Navy Active	La Plata	20	48,279	0	0	0	0	0	265	20.0	0	0	0

* Sites having assets that are Federally funded (e.g., owned, lease, licence, permit) and State-owned interest.

** US Locations that do not meet criteria of at least ten (10) Acres AND at least \$10M PRV. US Territories and Non-US Locations that do not meet criteria of at least ten (10) Acres OR at least \$10M PRV.

DEPARTMENT OF DEFENSE - Navy
Base Structure Report - As of 30 Sept 2007

SITE	BRAC 2005	COMPONENT	NAME NEAREST CITY	BUILDINGS						ACRES OWNED	TOTAL ACRES	PRV (\$M)	MIL	CIV	OTHER
				OWNED		LEASED		OTHER							
				COUNT	SQFT	COUNT	SQFT	COUNT	SQFT						
Glenn Forest		Navy Active	Lexington Park	0	0	0	0	58	438,608	139	139	48.3	0	0	0
NAF Washington	R	Navy Active	Andrews AFB	24	474,125	0	0	5	39,603	0	119	203.3	575	0	0
NAS Patuxent River	R	Navy Active	Patuxent River	499	5,605,067	0	0	285	668,027	6,398	6,398	2,459.3	2,327	6,464	1
National Naval Medical Center Bethesda	R	Navy Active	Bethesda	85	2,788,321	0	0	0	0	242	243	955.5	3,517	3,760	0
Naval Academy North Severn		Navy Active	Annapolis	30	197,133	0	0	1	4,024	527	527	73.0	7	5	0
NMIC Suitland		Navy Active	Suitland	5	517,564	0	0	0	0	42	42	145.2	29	1	0
NSA Annapolis		Navy Active	Annapolis	91	3,495,724	0	0	102	633,534	512	513	1,281.1	2	0	0
NSA Annapolis Chesapeake Bay Detach		Navy Active	Solomons	71	190,760	0	0	0	0	11	11	86.8	0	0	0
NSA Annapolis Gambrills Md		Navy Active	Annapolis	57	107,254	0	0	0	0	856	856	21.7	0	0	0
NSA Annapolis Naval Station	R	Navy Active	Annapolis	64	338,682	0	0	51	255,414	278	278	195.2	51	0	0
NSWC Carderock	R	Navy Active	Bethesda	74	1,675,747	0	0	0	0	186	186	458.6	0	0	0
NSWC Indian Head	R	Navy Active	Indian Head	1,018	2,549,468	0	0	77	344,180	1,961	1,961	1,035.3	454	84	0
Solomons Island, Md		Navy Active	Solomons	130	279,134	0	0	1	5,340	295	295	76.7	0	0	0
Stump Neck Area		Navy Active	Indian Head	86	239,804	0	0	0	0	1,087	1,087	83.6	0	0	0
Webster Field		Navy Active	Saint Inigoes	69	481,247	0	0	0	0	968	968	224.8	0	0	0
White Plains RR		Navy Active	Indian Head	0	0	0	0	0	0	165	165	15.5	0	0	0
** OTHER SITE(S): 33				42	122,163	4	74,832	1	97	6,291	6,991	54.7	798	0	0
Maryland Total:				2,365	19,110,472	4	74,832	581	2,388,827	19,960	21,045	7,438.5	7,760	10,314	1
Massachusetts															
CSO South Weymouth MA NAS		Navy Active	Weymouth	162	777,780	0	0	0	0	1,444	1,518	445.7	0	0	0
NAS South Weymouth Squantum Housing		Navy Active	Weymouth	38	107,962	0	0	0	0	28	28	12.7	0	0	0
NAVPRO Pittsfield		Navy Active	Pittsfield	5	566,151	0	0	0	0	30	30	202.4	0	0	0
NWIRP Bedford		Navy Active	Bedford	6	275,969	0	0	0	0	46	79	110.9	0	0	0
** OTHER SITE(S): 11				12	167,276	9	108,179	2	29,290	102	103	83.3	303	66	0
Massachusetts Total:				223	1,895,138	9	108,179	2	29,290	1,650	1,757	855.0	303	66	0
Michigan															
NOSC-MCRC Battle Creek		Navy Reserve	Battle Creek	6	56,916	0	0	0	0	26	158	13.2	58	0	0
** OTHER SITE(S): 6				11	144,984	0	0	9	95,552	10	906	57.5	2,397	0	0
Michigan Total:				17	201,900	0	0	9	95,552	36	1,064	70.7	2,455	0	0
Minnesota															
NMCRC Saint Paul Mn		Navy Reserve	Fort Snelling	4	50,831	0	0	0	0	10	11	12.8	0	0	0
NOSC-MCRC Minneapolis		Navy Reserve	Minneapolis	1	89,047	0	0	0	0	12	12	24.5	1,066	0	0

* Sites having assets that are Federally funded (e.g., owned, lease, licence, permit) and State-owned interest.

** US Locations that do not meet criteria of at least ten (10) Acres AND at least \$10M PRV. US Territories and Non-US Locations that do not meet criteria of at least ten (10) Acres OR at least \$10M PRV.

DEPARTMENT OF DEFENSE - Navy
Base Structure Report - As of 30 Sept 2007

SITE	BRAC 2005	COMPONENT	NAME NEAREST CITY	BUILDINGS				ACRES OWNED	TOTAL ACRES	PRV (\$M)	MIL	CIV	OTHER		
				OWNED		LEASED								OTHER	
				COUNT	SQFT	COUNT	SQFT							COUNT	SQFT
** OTHER SITE(S): 3				13	25,736	2	2,496	0	0	84	183	10.1	35	0	0
Minnesota Total:				18	165,614	2	2,496	0	0	106	206	47.3	1,101	0	0
Mississippi															
CBC Gulfport		Navy Active	Gulfport	357	4,151,262	0	0	0	0	1,098	1,169	747.8	5,614	1,400	0
CBC Gulfport Lakeside Housing		Navy Active	Pascagoula	6	126,155	0	0	0	0	33	33	37.9	0	0	0
CBC Gulfport Sand Hill Housing		Navy Active	Gautier	80	321,022	0	0	0	0	75	75	50.3	0	0	0
NAS Meridian	R	Navy Active	Meridian	523	2,030,013	0	0	0	0	8,061	8,065	686.9	972	0	0
OLF Bravo		Navy Active	Preston	6	6,443	0	0	0	0	1,255	1,463	46.1	0	0	0
** OTHER SITE(S): 9				44	306,817	0	0	70	790,920	3,429	7,912	294.9	283	152	0
Mississippi Total:				1,016	6,941,712	0	0	70	790,920	13,950	18,716	1,864.0	6,869	1,552	0
Missouri															
NOSC Kansas City		Navy Reserve	Kansas City	2	49,992	0	0	0	0	0	10	10.3	444	0	0
** OTHER SITE(S): 6				15	118,488	1	76,940	0	0	24	32	40.8	1,328	0	0
Missouri Total:				17	168,480	1	76,940	0	0	24	42	51.0	1,772	0	0
Montana															
** OTHER SITE(S): 2				3	20,601	0	0	1	16,900	0	5	9.8	244	0	0
Montana Total:				3	20,601	0	0	1	16,900	0	5	9.8	244	0	0
Nebraska															
** OTHER SITE(S): 2				3	40,397	1	17,724	0	0	7	12	12.4	572	0	0
Nebraska Total:				3	40,397	1	17,724	0	0	7	12	12.4	572	0	0
Nevada															
Hawthorne Nevada		Navy Active	Hawthorne	0	0	2	15,356	37	332,796	0	15	109.4	0	0	0
NAS Fallon	R	Navy Active	Fallon	465	2,074,575	0	0	0	0	7,907	8,341	1,162.9	1,027	180	0
NAS Fallon EW Range Fac		Navy Active	Fallon	6	31,238	0	0	0	0	9,628	80,992	48.0	0	0	0
NAS Fallon Target B-16		Navy Active	Fallon	1	480	0	0	0	0	17,280	17,287	18.8	0	0	0
NAS Fallon Target B-17		Navy Active	Fallon	6	4,888	0	0	0	0	21,400	21,440	24.8	0	0	0
NAS Fallon Target B-19		Navy Active	Fallon	4	628	0	0	0	0	17,332	17,332	18.7	0	0	0
NAS Fallon Target B-20		Navy Active	Fallon	2	1,600	0	0	0	0	41,006	41,006	18.3	0	0	0

* Sites having assets that are Federally funded (e.g., owned, lease, licence, permit) and State-owned interest.

** US Locations that do not meet criteria of at least ten (10) Acres AND at least \$10M PRV. US Territories and Non-US Locations that do not meet criteria of at least ten (10) Acres OR at least \$10M PRV.

DEPARTMENT OF DEFENSE - Navy
Base Structure Report - As of 30 Sept 2007

SITE	BRAC 2005	COMPONENT	NAME NEAREST CITY	BUILDINGS						ACRES OWNED	TOTAL ACRES	PRV (\$M)	MIL	CIV	OTHER
				OWNED		LEASED		OTHER							
				COUNT	SQFT	COUNT	SQFT	COUNT	SQFT						
** OTHER SITE(S): 14				3	34,518	3	500	3	28,613	0	2,315	21.0	563	0	0
Nevada Total:				487	2,147,927	5	15,856	40	361,409	114,552	188,726	1,421.8	1,590	180	0
<u>New Jersey</u>															
NAWCADLKE Non-NIF Lakehurst	R	Navy Active	Lakehurst	188	1,930,909	0	0	33	97,072	7,408	7,408	1,179.6	186	32	72
NOSC Fort Dix NJ		Navy Reserve	Fort Dix	11	100,837	0	0	0	0	14	14	26.2	0	0	0
NWS Earle	R	Navy Active	Colts Neck	453	1,931,446	50	346,710	0	0	11,146	11,146	999.9	250	1	0
Pinehurst Estates		Navy Active	Lakehurst	0	0	0	0	46	229,671	26	26	29.0	0	0	0
Waterfront Earle		Navy Active	Colts Neck	35	187,641	0	0	0	0	705	705	322.8	0	0	0
** OTHER SITE(S): 17				16	134,692	0	0	0	0	11	20	38.6	159	0	0
New Jersey Total:				703	4,285,525	50	346,710	79	326,743	19,309	19,318	2,596.2	595	33	72
<u>New Mexico</u>															
White Sands NM		Navy Active	White Sands Msl Rge	41	192,492	0	0	1	4,224	0	85	62.4	0	0	0
** OTHER SITE(S): 1				0	0	0	0	0	0	0	0	0.0	404	0	0
New Mexico Total:				41	192,492	0	0	1	4,224	0	85	62.4	404	0	0
<u>New York</u>															
Mitchel Field		Navy Active	Hempstead	6	80,879	0	0	94	369,589	45	45	83.4	0	0	0
Mitchel Manor 1		Navy Active	Hempstead	0	0	0	0	15	221,845	12	12	30.9	0	0	0
Mitchel Manor 2		Navy Active	Hempstead	0	0	0	0	14	219,136	37	37	50.6	0	0	0
Naval Support Unit Saratoga Springs		Navy Active	Saratoga Springs	95	424,258	0	0	0	0	93	93	55.2	1	0	0
NUWC Fishers Island		Navy Active	Fishers Island	9	34,821	1	168	0	0	72	78	21.2	0	0	0
NWIRP Bethpage		Navy Active	Bethpage	46	1,275,274	0	0	0	0	105	105	314.3	0	0	0
** OTHER SITE(S): 14				31	351,087	0	0	0	0	421	429	95.0	2,404	0	0
New York Total:				187	2,166,319	1	168	123	810,570	784	798	650.5	2,405	0	0
<u>North Carolina</u>															
Harvey Point NC		Navy Active	Hertford	21	39,729	0	0	0	0	1,675	1,791	42.0	0	0	0
NOSC Greensboro NC		Navy Reserve	Greensboro	2	59,883	0	0	0	0	10	10	11.5	463	0	0
** OTHER SITE(S): 19				4	91,552	1	637	1	7,807	2,799	2,904	20.1	1,098	0	0
North Carolina Total:				27	191,164	1	637	1	7,807	4,484	4,705	73.6	1,561	0	0
<u>North Dakota</u>															

* Sites having assets that are Federally funded (e.g., owned, lease, licence, permit) and State-owned interest.

** US Locations that do not meet criteria of at least ten (10) Acres AND at least \$10M PRV. US Territories and Non-US Locations that do not meet criteria of at least ten (10) Acres OR at least \$10M PRV.

DEPARTMENT OF DEFENSE - Navy
Base Structure Report - As of 30 Sept 2007

SITE	BRAC 2005	COMPONENT	NAME NEAREST CITY	BUILDINGS						ACRES OWNED	TOTAL ACRES	PRV (\$M)	MIL	CIV	OTHER
				OWNED		LEASED		OTHER							
				COUNT	SQFT	COUNT	SQFT	COUNT	SQFT						
** OTHER SITE(S): 3				6	23,763	0	0	1	22,816	2	836	10.7	89	0	0
North Dakota Total:				6	23,763	0	0	1	22,816	2	836	10.7	89	0	0
<u>Northern Mariana Islands</u>															
Farrallon De Medinilla		Navy Active	Saipan, Mariana Isl	0	0	0	0	0	0	0	206	0.0	0	0	0
NAVBASE Guam Saipan		Navy Active	Saipan, Mariana Isl	0	0	0	0	0	0	0	177	0.0	0	0	0
NAVBASE Guam Tinian		Navy Active	Tinian, Mariana Isl	0	0	0	0	0	0	0	15,347	0.0	0	0	0
Northern Mariana Islands Total:				0	0	0	0	0	0	0	15,730	0.0	0	0	0
<u>Ohio</u>															
Bratenahl		Navy Active	Cleveland	8	76,675	0	0	0	0	27	31	21.5	0	0	0
NOSC-MCRC Columbus		Navy Reserve	Columbus	12	127,646	0	0	0	0	24	24	32.8	830	0	0
NOSC-MCRC Toledo Oh		Navy Reserve	Toledo	3	52,591	0	0	0	0	14	14	13.3	293	0	0
** OTHER SITE(S): 5				15	230,206	0	0	0	0	4	24	46.4	1,357	0	0
Ohio Total:				38	487,118	0	0	0	0	70	92	113.9	2,480	0	0
<u>Oklahoma</u>															
NOSC-MCRC Tulsa Ok	C	Navy Reserve	Broken Arrow	2	63,644	0	0	0	0	11	11	12.9	546	0	0
** OTHER SITE(S): 2				0	0	1	3,714	0	0	0	0	0.7	1,550	32	0
Oklahoma Total:				2	63,644	1	3,714	0	0	11	11	13.6	2,096	32	0
<u>Oregon</u>															
Naval Weapons Systems Training Facility Boardman		Navy Active	Boardman	9	16,040	0	0	0	0	56,543	62,871	23.1	0	0	0
NOSC Portland		Navy Reserve	Portland	5	60,511	1	747	0	0	14	14	18.1	707	1	0
** OTHER SITE(S): 3				8	36,225	6	20,245	0	0	2	49	14.3	371	0	0
Oregon Total:				22	112,776	7	20,992	0	0	56,560	62,934	55.5	1,078	1	0
<u>Pennsylvania</u>															
CSO Philadelphia PA NH		Navy Active	Philadelphia	49	625,388	0	0	0	0	49	49	203.4	0	0	0
CSO Warminster PA NAWC-AD		Navy Active	Warminster	62	556,660	0	0	0	0	461	542	431.6	0	0	0
NAS JRB Willow Grove	C	Navy Reserve	Willow Grove	120	830,091	0	0	0	0	884	967	477.8	3,555	4,463	1
NOSC NMCRC Pittsburgh	R	Navy Reserve	Pittsburgh	3	74,116	0	0	0	0	13	13	15.7	502	0	0
NSA Mechanicsburg	R	Navy Active	Mechanicsburg	143	8,037,446	0	0	0	0	818	818	1,119.6	9	42	0
NSA Mechanicsburg Det Philadelphia Annex PNBC	R	Navy Active	Philadelphia	56	1,769,224	0	0	0	0	262	262	683.4	0	186	0
NSA Mechanicsburg Det Philadelphia PA	R	Navy Active	Philadelphia	47	1,877,686	0	0	0	0	134	134	508.3	0	15	0

* Sites having assets that are Federally funded (e.g., owned, lease, licence, permit) and State-owned interest.

** US Locations that do not meet criteria of at least ten (10) Acres AND at least \$10M PRV. US Territories and Non-US Locations that do not meet criteria of at least ten (10) Acres OR at least \$10M PRV.

DEPARTMENT OF DEFENSE - Navy
Base Structure Report - As of 30 Sept 2007

SITE	BRAC 2005	COMPONENT	NAME NEAREST CITY	BUILDINGS						ACRES OWNED	TOTAL ACRES	PRV (\$M)	MIL	CIV	OTHER
				OWNED		LEASED		OTHER							
				COUNT	SQFT	COUNT	SQFT	COUNT	SQFT						
** OTHER SITE(S): 18				101	934,166	0	0	0	0	34	35	476.6	929	0	0
 Pennsylvania Total:				581	14,704,777	0	0	0	0	2,655	2,820	3,916.5	4,995	4,706	1
<u>Puerto Rico</u>															
		Navy Active	Naguabo	0	0	0	0	0	0	29	29	0.0	0	0	0
		Navy Active	Juana Diaz	2	3,999	0	0	0	0	0	117	3.7	0	0	0
		Navy Active	Aguada	2	14,529	0	0	0	0	388	388	8.8	0	0	0
		Navy Active	Roosevelt, San Juan	1,238	4,294,929	0	0	1	52,255	8,193	8,239	1,912.1	3	2	0
		Navy Active	Sabana Seca, Manati	164	426,442	0	0	0	0	2,778	2,927	167.1	0	0	0
		Navy Active	Roosevelt Roads NS	9	18,714	0	0	0	0	0	0	18.0	0	0	0
		Navy Active	Roosevelt Roads NS	0	0	0	0	0	0	325	325	0.0	0	0	0
		Navy Active	Vieques	0	0	0	0	0	0	122	122	0.0	0	0	0
		Navy Active	Vieques	1	7,395	0	0	0	0	386	386	5.4	0	0	0
** OTHER SITE(S): 7				0	0	0	0	1	5,179	0	0	1.4	74	0	0
 Puerto Rico Total:				1,416	4,766,008	0	0	2	57,434	12,221	12,534	2,116.6	77	2	0
<u>Rhode Island</u>															
		Navy Active	Davisville	161	2,621,584	0	0	0	0	910	910	603.5	0	0	0
		Navy Active	Newport	24	98,179	0	0	0	0	25	25	19.4	0	0	0
		Navy Active	Jamestown	1	27,945	0	0	0	0	13	13	14.5	0	0	0
	R	Navy Active	Newport	271	4,604,082	0	0	0	0	1,388	1,450	1,717.6	3,524	3,388	0
		Navy Active	Newport	37	74,033	0	0	0	0	0	24	169.6	0	0	0
** OTHER SITE(S): 10				551	2,063,581	1	9,076	0	0	0	0	336.3	27	0	0
 Rhode Island Total:				1,045	9,489,404	1	9,076	0	0	2,336	2,421	2,860.9	3,551	3,388	0
<u>South Carolina</u>															
		Navy Active	Charleston	3	395,886	0	0	0	0	23	24	115.3	429	0	0
		Navy Active	Beaufort	20	449,797	1	64	0	0	126	127	157.5	742	933	0
	R	Navy Active	Goose Creek	1,323	7,235,734	0	0	3	20,450	15,702	17,011	1,732.9	6,222	2,910	0
		Navy Active	North Charleston	11	273,965	0	0	0	0	21	21	48.1	0	0	0
		Navy Active	Moncks Corner	46	62,534	0	0	0	0	0	57	14.5	0	0	0
** OTHER SITE(S): 20				10	127,747	3	129,609	34	113,948	11	22	93.6	626	0	1
 South Carolina Total:				1,413	8,545,663	4	129,673	37	134,398	15,884	17,263	2,162.0	8,019	3,843	1
<u>South Dakota</u>															

* Sites having assets that are Federally funded (e.g., owned, lease, licence, permit) and State-owned interest.

** US Locations that do not meet criteria of at least ten (10) Acres AND at least \$10M PRV. US Territories and Non-US Locations that do not meet criteria of at least ten (10) Acres OR at least \$10M PRV.

DEPARTMENT OF DEFENSE - Navy
Base Structure Report - As of 30 Sept 2007

SITE	BRAC 2005	COMPONENT	NAME NEAREST CITY	BUILDINGS				ACRES OWNED	TOTAL ACRES	PRV (\$M)	MIL	CIV	OTHER		
				OWNED		LEASED								OTHER	
				COUNT	SQFT	COUNT	SQFT							COUNT	SQFT
** OTHER SITE(S): 1				1	624	1	16,488	0	0	0	1	3.3	68	0	0
South Dakota Total:				1	624	1	16,488	0	0	0	1	3.3	68	0	0
Tennessee															
NSA Midsouth Memphis	R	Navy Active	Millington	530	3,100,112	1	2,372	22	37,365	1,475	1,871	744.6	4,915	1,466	184
NSWC Carderock Div		Navy Active	Memphis	3	340,445	0	0	0	0	61	147	81.3	0	9	0
** OTHER SITE(S): 4				10	125,751	0	0	0	0	11	22	22.7	969	0	0
Tennessee Total:				543	3,566,308	1	2,372	22	37,365	1,546	2,040	848.7	5,884	1,475	184
Texas															
ALF Cabaniss		Navy Active	Corpus Christi	3	3,748	0	0	0	0	931	953	60.4	0	0	0
ALF Orange		Navy Active	Orange Grove	14	13,699	0	0	0	0	1,596	1,596	90.6	0	0	0
ALF Waldron		Navy Active	Corpus Christi	2	4,000	0	0	0	0	901	903	68.5	0	0	0
Dixie Target Range		Navy Active	Tilden	11	20,950	0	0	0	0	6,761	7,825	517.0	0	0	0
NAS Corpus Christi	R	Navy Active	Corpus Christi	283	4,583,129	0	0	0	0	2,625	2,630	1,596.6	4,820	619	0
NAS JRB Fort Worth	R	Navy Reserve	Fort Worth	329	2,696,835	0	0	0	0	2,081	2,151	944.3	4,658	33	0
NAS Kingsville	R	Navy Active	Kingsville	144	1,026,047	0	0	0	0	3,989	3,989	567.5	0	0	0
NAS Kingsville King Ranch		Navy Active	Kingsville	1	4,486	0	0	0	0	0	113	26.4	0	0	0
NOSC Orange	C	Navy Reserve	Orange	10	56,153	0	0	0	0	14	14	11.5	39	0	0
NOSC-MCRC Harlingen		Navy Reserve	Harlingen	3	65,208	0	0	0	0	0	15	11.9	254	0	0
NOSC-MCRC Houston		Navy Reserve	Houston	8	95,443	0	0	0	0	10	10	18.4	1,401	0	0
NOSC-MCRC San Antonio		Navy Reserve	San Antonio	3	64,643	0	0	0	0	0	14	12.8	309	0	0
NS Ingleside	C	Navy Active	Ingleside	83	758,917	1	6,116	0	0	913	915	251.0	1,934	145	0
NWIRP Dallas		Navy Active	Dallas	106	4,683,652	0	0	0	0	315	315	996.6	0	0	0
NWIRP McGregor		Navy Active	McGregor	202	827,408	0	0	0	0	297	332	329.4	0	0	0
** OTHER SITE(S): 21				14	114,370	1	1,960	2	27,885	261	3,080	42.5	1,676	0	0
Texas Total:				1,216	15,018,688	2	8,076	2	27,885	20,694	24,853	5,545.5	15,091	797	0
Utah															
NAVSUPPET Monterey Det Magna Utah		Navy Active	Magna	133	465,951	0	0	0	0	522	522	166.6	0	0	0
** OTHER SITE(S): 1				3	43,671	0	0	0	0	0	3	10.5	547	0	0
Utah Total:				136	509,622	0	0	0	0	522	525	177.2	547	0	0
Vermont															

* Sites having assets that are Federally funded (e.g., owned, lease, licence, permit) and State-owned interest.

** US Locations that do not meet criteria of at least ten (10) Acres AND at least \$10M PRV. US Territories and Non-US Locations that do not meet criteria of at least ten (10) Acres OR at least \$10M PRV.

DEPARTMENT OF DEFENSE - Navy
Base Structure Report - As of 30 Sept 2007

SITE	BRAC 2005	COMPONENT	NAME NEAREST CITY	BUILDINGS						ACRES OWNED	TOTAL ACRES	PRV (\$M)	MIL	CIV	OTHER
				OWNED		LEASED		OTHER							
				COUNT	SQFT	COUNT	SQFT	COUNT	SQFT						
** OTHER SITE(S): 1				1	19,616	0	0	0	0	5	5	4.3	41	0	0
Vermont Total:				1	19,616	0	0	0	0	5	5	4.3	41	0	0
Virgin Islands															
** OTHER SITE(S): 3				0	0	0	0	0	0	0	0	0.0	0	0	0
Virgin Islands Total:				0	0	0	0	0	0	0	0	0.0	0	0	0
Virginia															
ALF Fentress Chesapke		Navy Active	Virginia Beach	10	18,646	0	0	0	0	2,527	2,736	70.5	0	0	0
Arlington Service Ctr		Navy Active	Arlington	16	280,083	0	0	0	0	18	31	61.6	19	124	0
Camp Peary (Non-CNIC)		Navy Active	Williamsburg	33	125,479	1	250	0	0	9,274	9,276	19.2	0	0	0
Cheatham Annex		Navy Active	Williamsburg	182	2,962,836	0	0	0	0	2,351	3,146	415.9	0	0	0
Craney Island		Navy Active	Portsmouth	17	63,333	0	0	0	0	898	919	264.7	0	0	0
Elizabeth River Channel		Navy Active	Norfolk	9	16,255	0	0	0	0	0	11	14.8	0	0	0
Fort Story	R	Navy Active	Norfolk	1	3,768	0	0	31	136,761	0	35	34.1	47	0	0
NAS Oceana	R	Navy Active	Virginia Beach	248	3,605,696	0	0	143	118,646	776	1,050	1,421.1	11,423	1,177	0
NAS Oceana Dam Neck		Navy Active	Virginia Beach	153	2,274,231	0	0	12	23,645	1,842	1,844	643.7	3	0	0
NAS Oceana Midway Manor		Navy Active	Virginia Beach	1	5,008	0	0	179	636,546	97	98	60.1	0	0	0
NAS Oceana Wadsworth Housing		Navy Active	Virginia Beach	2	936	0	0	90	892,274	75	75	94.0	0	0	0
Naval Medical Center Portsmouth	R	Navy Active	Portsmouth	32	1,904,955	0	0	3	5,891	111	111	639.9	4,023	2,090	0
NAVPHIBASE Little Creek	R	Navy Active	Norfolk	328	3,815,706	1	3,765	565	1,516,149	2,143	2,282	1,392.3	12,253	2,052	0
NS Norfolk	R	Navy Active	Norfolk	525	14,321,705	0	0	371	940,145	3,584	3,588	4,317.1	53,544	13,105	10
NSA Norfolk	R	Navy Active	Norfolk	189	2,153,189	0	0	670	1,887,462	800	801	682.6	0	0	0
NSA Norfolk Lafayette Rvr Complex		Navy Active	Norfolk	10	217,001	0	0	2	13,395	20	20	48.2	0	0	0
NSA Norfolk New Gosport/NNSY		Navy Active	Portsmouth	3	11,586	0	0	0	0	57	57	19.7	0	0	0
NSA Norfolk Northwest Chesapeake Va	R	Navy Active	Chesapeake	178	662,679	0	0	0	0	2,805	3,798	209.5	0	27	0
NSA Norfolk NSY	R	Navy Active	Portsmouth	157	4,754,128	0	0	19	83,905	581	585	1,961.1	0	7,844	0
NSA Norfolk SDA Area		Navy Active	Norfolk	22	1,168,828	0	0	0	0	90	90	153.5	0	0	0
NSA Norfolk South Gate		Navy Active	Portsmouth	11	140,307	0	0	0	0	63	63	38.8	0	0	0
NSA Norfolk St Helena Norfolk		Navy Active	Norfolk	2	1,044	0	0	0	0	12	12	23.9	0	0	0
NSA Norfolk St Juliens Creek Annex		Navy Active	Portsmouth	114	871,871	0	0	0	0	490	499	193.2	0	0	0
NSA Norfolk Stanley Court/NNSY		Navy Active	Norfolk	80	161,865	0	0	0	0	16	16	17.7	0	0	0
NSA South Potomac	R	Navy Active	Dahlgren	314	2,487,176	0	0	321	445,909	2,677	2,677	870.0	789	3,618	0
NWS Yorktown	R	Navy Active	Yorktown	496	3,217,817	0	0	198	576,226	10,354	10,637	1,049.8	262	11	0
Pumpkin Neck		Navy Active	King George	19	43,938	0	0	0	0	1,641	1,641	18.9	0	0	0
Wallops Island Va		Navy Active	Wallops Island	86	291,639	0	0	0	0	0	88	97.0	0	0	0

* Sites having assets that are Federally funded (e.g., owned, lease, licence, permit) and State-owned interest.

** US Locations that do not meet criteria of at least ten (10) Acres AND at least \$10M PRV. US Territories and Non-US Locations that do not meet criteria of at least ten (10) Acres OR at least \$10M PRV.

DEPARTMENT OF DEFENSE - Navy
Base Structure Report - As of 30 Sept 2007

SITE	BRAC 2005	COMPONENT	NAME NEAREST CITY	BUILDINGS						ACRES OWNED	TOTAL ACRES	PRV (\$M)	MIL	CIV	OTHER
				OWNED		LEASED		OTHER							
				COUNT	SQFT	COUNT	SQFT	COUNT	SQFT						
Yorktown Fuel Depot		Navy Active	Yorktown	41	11,922	0	0	0	0	111	111	109.2	0	0	0
** OTHER SITE(S): 55				63	614,336	166	1,493,140	14	23,390	3,701	14,640	316.9	3,803	0	0
Virginia Total:				3,342	46,207,963	168	1,497,155	2,618	7,300,344	47,116	60,941	15,259.2	86,166	30,048	10
Washington															
Bremerton	R	Navy Active	Bremerton	83	1,896,996	1	16,170	61	188,557	117	120	1,143.0	0	0	0
Bremerton RR		Navy Active	Bremerton	0	0	0	0	0	0	655	655	17.2	0	0	0
CSO NS Puget Sound		Navy Active	Seattle	50	1,088,279	0	0	0	0	152	157	335.3	2	0	0
Fort Lawton, Magnolia		Navy Active	Seattle	0	0	0	0	66	168,293	33	33	20.8	0	0	0
Jackson Park Hsg		Navy Active	Bremerton	448	1,372,190	0	0	0	0	160	160	187.2	0	0	0
Jim Creek		Navy Active	Oso	59	125,622	0	0	6	8,974	3,839	4,901	124.1	0	0	0
Keyport NUWC		Navy Active	Keyport	155	1,126,075	0	0	34	66,625	356	358	476.0	0	6	0
Manchester		Navy Active	Bremerton	27	70,339	0	0	0	0	234	234	231.7	0	0	0
Marysville WA		Navy Active	Marysville	13	183,609	0	0	0	0	52	52	74.8	0	0	0
NAS Whidbey Island	R	Navy Active	Whidbey Island NAS	229	2,426,391	0	0	164	431,962	4,358	4,362	1,531.0	8,333	323	0
NAS Whidbey Island Racon Hill		Navy Active	Oak Harbor	4	3,665	0	0	0	0	22	22	11.9	0	0	0
NAS Whidbey Island Sea Plane Base		Navy Active	Oak Harbor	95	462,903	0	0	821	2,086,119	2,784	2,785	560.5	0	0	0
Naval Medical Center Bremerton		Navy Active	Bremerton	16	373,127	0	0	0	0	49	49	149.3	0	0	0
NAVBASE Kitsap Bremerton	R	Navy Active	Bremerton	567	4,278,805	0	0	359	2,141,732	7,180	7,186	2,515.6	11,140	13,921	0
NAVMAG Indian Island		Navy Active	Port Townsend	175	449,214	0	0	0	0	2,716	2,716	270.6	0	0	0
NOSC Spokane		Navy Reserve	Spokane	10	63,154	0	0	0	0	23	23	16.2	391	0	0
NS Everett		Navy Active	Everett	50	597,365	0	0	0	0	213	213	412.7	5,811	46	0
OLF Coupeville		Navy Active	Coupeville	6	6,566	0	0	3	2,262	664	1,060	36.3	0	0	0
Pacific Beach		Navy Active	Pacific Beach	45	180,810	0	0	0	0	51	53	44.1	0	0	0
Shipyard Puget Sound	R	Navy Active	Bremerton	106	3,104,336	0	0	0	0	570	570	2,051.5	598	27	0
** OTHER SITE(S): 68				30	72,463	3	45,656	39	70,702	1,622	1,668	81.8	740	182	0
Washington Total:				2,168	17,881,909	4	61,826	1,553	5,165,226	25,850	27,376	10,291.7	27,015	14,505	0
West Virginia															
Allegany Ballistics Lab		Navy Active	Keyser	169	1,290,132	0	0	0	0	1,639	1,785	474.1	0	0	0
NIOC Sugar Grove		Navy Active	Sugar Grove	69	170,974	0	0	43	136,162	604	647	159.3	11	0	0
** OTHER SITE(S): 3				6	60,965	0	0	0	0	10	11	14.5	306	0	0
West Virginia Total:				244	1,522,071	0	0	43	136,162	2,254	2,442	647.9	317	0	0
Wisconsin															
NRTF Clam Lake		Navy Active	Ashland	7	30,103	0	0	0	0	0	127	18.6	0	0	0

* Sites having assets that are Federally funded (e.g., owned, lease, licence, permit) and State-owned interest.

** US Locations that do not meet criteria of at least ten (10) Acres AND at least \$10M PRV. US Territories and Non-US Locations that do not meet criteria of at least ten (10) Acres OR at least \$10M PRV.

DEPARTMENT OF DEFENSE - Navy
Base Structure Report - As of 30 Sept 2007

SITE	BRAC 2005	COMPONENT	NAME NEAREST CITY	BUILDINGS						ACRES OWNED	TOTAL ACRES	PRV (\$M)	MIL	CIV	OTHER
				OWNED		LEASED		OTHER							
				COUNT	SQFT	COUNT	SQFT	COUNT	SQFT						
** OTHER SITE(S): 4				6	171,333	0	0	0	0	10	26	41.5	956	0	0
			Wisconsin Total:	13	201,436	0	0	0	0	10	153	60.1	956	0	0
Wyoming															
** OTHER SITE(S): 1				0	0	0	0	0	0	0	0	0.0	104	0	0
			Wyoming Total:	0	0	0	0	0	0	0	0	0.0	104	0	0
			US/US Territories Total:	43,786	349,992,598	694	4,599,449	13,429	46,447,066	1,889,476	2,118,723	149,950.2	376,918	154,127	335

* Sites having assets that are Federally funded (e.g., owned, lease, licence, permit) and State-owned interest.

** US Locations that do not meet criteria of at least ten (10) Acres AND at least \$10M PRV. US Territories and Non-US Locations that do not meet criteria of at least ten (10) Acres OR at least \$10M PRV.

DEPARTMENT OF DEFENSE - Navy
Base Structure Report - As of 30 Sept 2007

SITE	BRAC 2005	COMPONENT	NAME NEAREST CITY	BUILDINGS						ACRES OWNED	TOTAL ACRES	PRV (\$M)	MIL	CIV	OTHER
				OWNED		LEASED		OTHER							
				COUNT	SQFT	COUNT	SQFT	COUNT	SQFT						
Australia															
NAVCOMMSTA H E Holt Exmouth		Navy Active	Northwest Cape	88	456,938	0	0	0	0	0	18,093	334.7	0	0	0
** OTHER SITE(S): 7				0	0	0	0	0	0	0	0	0.0	0	0	0
Australia Total:				88	456,938	0	0	0	0	0	18,093	334.7	0	0	0
Bahamas															
AUTEC Main Base		Navy Active	Andros Island	121	551,370	0	0	0	0	0	539	333.5	0	0	0
AUTEC Salvador Point		Navy Active	Andros Island	9	6,349	0	0	0	0	0	0	11.8	0	0	0
** OTHER SITE(S): 4				27	21,012	0	0	0	0	0	0	23.9	0	0	0
Bahamas Total:				157	578,731	0	0	0	0	0	539	369.3	0	0	0
Bahrain															
Aviation Unit Muharraq		Navy Active	Manama	13	24,370	3	72,748	0	0	0	0	36.9	0	0	0
Banz Wrhs Compound		Navy Active	Al Jufayr	0	0	15	859,565	0	0	0	14	110.8	0	0	0
Dependent School		Navy Active	Al Jufayr	0	0	2	2,190	4	263,761	0	25	61.4	0	0	0
Jebel Ali		Navy Active	Jebel Ali	0	0	0	0	0	0	0	25	0.0	0	0	0
Mina Sulman Pier Area		Navy Active	Al Jufayr	5	2,289	2	63,958	0	0	0	0	28.3	0	0	0
NSA Bahrain		Navy Active	Bahrain Is	174	956,327	2	2,264	1	448	0	66	306.7	247	2	2
** OTHER SITE(S): 3				28	13,713	2	16,350	0	0	0	0	5.5	0	0	0
Bahrain Total:				220	996,699	26	1,017,075	5	264,209	0	131	549.6	247	2	2
Br Indian Ocean Territories															
NAVSUPPFAC Diego Garcia		Navy Active	Diego Garcia Naval Fac	606	2,346,224	0	0	0	0	0	7,000	2,642.8	654	0	15
Br Indian Ocean Territories Total:				606	2,346,224	0	0	0	0	0	7,000	2,642.8	654	0	15
Canada															
** OTHER SITE(S): 2				0	0	1	144	0	0	0	1	0.0	0	0	0
Canada Total:				0	0	1	144	0	0	0	1	0.0	0	0	0
Cuba															
NS Guantanamo Bay		Navy Active	Guantanamo Bay	1,423	4,879,840	0	0	0	0	0	28,817	2,221.1	1,559	116	147
Cuba Total:				1,423	4,879,840	0	0	0	0	0	28,817	2,221.1	1,559	116	147
Djibouti															
Camp Lemonier Djibouti		Navy Active	Djibouti	58	214,053	0	0	0	0	0	0	120.1	0	0	0

* Sites having assets that are Federally funded (e.g., owned, lease, licence, permit) and State-owned interest.

** US Locations that do not meet criteria of at least ten (10) Acres AND at least \$10M PRV. US Territories and Non-US Locations that do not meet criteria of at least ten (10) Acres OR at least \$10M PRV.

DEPARTMENT OF DEFENSE - Navy
Base Structure Report - As of 30 Sept 2007

SITE	BRAC 2005	COMPONENT	NAME NEAREST CITY	BUILDINGS						ACRES OWNED	TOTAL ACRES	PRV (\$M)	MIL	CIV	OTHER	
				OWNED		LEASED		OTHER								
				COUNT	SQFT	COUNT	SQFT	COUNT	SQFT							
Djibouti Total:				58	214,053	0	0	0	0	0	0	120.1	0	0	0	
<u>Egypt</u>																
Naval Medical Research Unit Three Cairo Egypt		Navy Active	Cairo	20	81,088	3	16,761	0	0	0	0	3	44.3	16	0	0
** OTHER SITE(S): 1				0	0	14	28,703	0	0	0	0	0	7.6	0	0	0
Egypt Total:				20	81,088	17	45,464	0	0	0	0	3	51.9	16	0	0
<u>Greece</u>																
Marathi Pier Area		Navy Active	Soudha Bay	8	16,435	0	0	0	0	0	0	0	106.0	0	0	0
NATO Ordnance Area		Navy Active	Soudha Bay	0	0	0	0	15	68,700	0	0	0	22.9	0	0	0
NSA Souda Bay		Navy Active	Soudha Bay	44	331,760	0	0	0	0	0	101	181.6	358	59	147	
** OTHER SITE(S): 3				14	62,931	0	0	10	28,408	0	0	0	21.5	0	0	0
Greece Total:				66	411,126	0	0	25	97,108	0	0	101	331.9	358	59	147
<u>Hong Kong</u>																
** OTHER SITE(S): 1				0	0	0	0	0	0	0	0	0	0.0	11	0	0
Hong Kong Total:				0	0	0	0	0	0	0	0	0	0.0	11	0	0
<u>Iceland</u>																
Grindavik, Iceland		Navy Active	Grindavik	7	16,661	0	0	0	0	0	1,049	21.2	0	0	0	
** OTHER SITE(S): 2				0	0	0	0	0	0	0	0	0.0	0	0	0	
Iceland Total:				7	16,661	0	0	0	0	0	1,049	21.2	0	0	0	
<u>Indonesia</u>																
Naval Medical Research Unit Two Djakarta		Navy Active	Jakarta, Java	0	0	0	0	4	45,946	0	0	11.7	93	4	3	
** OTHER SITE(S): 2				3	3,176	0	0	0	0	0	0	1.3	0	0	0	
Indonesia Total:				3	3,176	0	0	4	45,946	0	0	13.0	93	4	3	
<u>Italy</u>																
Augusta Bay		Navy Active	Catania	30	137,923	0	0	0	0	0	0	63.0	0	0	0	
Capodichino		Navy Active	Naples	46	953,783	0	0	2	32,965	0	58	415.4	0	0	0	
Carney Park		Navy Active	Naples	20	16,514	4	11,258	0	0	0	53	24.4	0	0	0	
Gaeta		Navy Active	Gaeta	3	2,024	2	4,281	10	60,899	0	14	35.1	84	0	1	
MOMAG		Navy Active	Signonella Sicily	0	0	0	0	26	89,928	0	0	32.0	0	0	0	

* Sites having assets that are Federally funded (e.g., owned, lease, licence, permit) and State-owned interest.

** US Locations that do not meet criteria of at least ten (10) Acres AND at least \$10M PRV. US Territories and Non-US Locations that do not meet criteria of at least ten (10) Acres OR at least \$10M PRV.

DEPARTMENT OF DEFENSE - Navy
Base Structure Report - As of 30 Sept 2007

SITE	BRAC 2005	COMPONENT	NAME NEAREST CITY	BUILDINGS						ACRES OWNED	TOTAL ACRES	PRV (\$M)	MIL	CIV	OTHER
				OWNED		LEASED		OTHER							
				COUNT	SQFT	COUNT	SQFT	COUNT	SQFT						
NAS 1 Support Area		Navy Active	Catania	43	841,550	2	68,521	0	0	0	10	314.7	0	0	0
NAS Sigonella		Navy Active	Sigonella Sicily	0	0	1	300	0	0	0	90	0.0	1,056	285	684
NAS Sigonella Belpasso Hsg		Navy Active	Catania	1	11,646	148	953,772	0	0	0	104	121.4	0	0	0
NAS Sigonella Mineo Housing		Navy Active	Sigonella Sicily	0	0	113	755,618	0	0	0	62	106.5	0	0	0
NATO Airfield Area		Navy Active	Sigonella Sicily	106	1,251,974	0	0	5	24,524	0	235	621.5	0	0	0
NATO Magazine Area		Navy Active	Catania	0	0	0	0	0	0	0	40	0.7	0	0	0
NATO Ordnance Facility		Navy Active	Sigonella Sicily	29	75,204	0	0	0	0	0	172	40.3	0	0	0
NSA La Maddalena		Navy Active	La Maddalena	5	4,364	11	62,417	0	0	0	21	19.1	110	55	112
NSA La Maddalena - Paradiso		Navy Active	La Maddalena	0	0	4	111,506	0	0	0	1,859	30.8	0	0	0
NSA La Maddalena - Santo Stefano		Navy Active	La Maddalena	8	11,516	0	0	0	0	0	1,100	9.3	0	0	0
NSA La Maddalena - Trinita		Navy Active	La Maddalena	1	2,190	48	362,171	0	0	0	437	46.3	0	0	0
NSA Naples Support Site		Navy Active	Naples	2	188,925	164	2,312,078	0	0	0	228	502.5	0	0	0
NSA Naples Various Location Housing		Navy Active	Naples	0	0	13	625,882	0	0	0	0	71.1	0	0	0
Paterno		Navy Active	Sigonella Sicily	0	0	14	207,092	0	0	0	0	29.6	0	0	0
** OTHER SITE(S): 17				27	60,759	17	56,837	7	26,516	0	11	46.8	5,526	626	879
Italy Total:				321	3,558,372	541	5,531,733	50	234,832	0	4,495	2,530.3	6,776	966	1,676
Japan															
Akasaki POL Dep-5032		Navy Active	Sasebo	47	108,605	0	0	42	129,294	0	190	297.2	0	0	0
Awase		Navy Active	Kadena Air Base Okinawa	7	14,528	0	0	0	0	0	118	17.2	0	0	0
Azuma - 3090		Navy Active	Yokosuka	44	52,103	0	0	33	110,142	0	201	390.1	0	0	0
Camp Shields-6032		Navy Active	Camp Shields	32	113,352	0	0	19	326,132	0	88	144.6	0	0	0
COMFLEACT Kadena Okinawa		Navy Active	Okinawa Island	2	1,562	0	0	115	576,176	0	120	260.5	1,721	201	220
COMFLEACT Sasebo JA		Navy Active	Sasebo	55	101,362	0	0	187	1,617,862	0	7,730	759.2	3,195	4	146
COMFLEACT Yokosuka		Navy Active	Yokosuka	273	466,822	0	0	565	9,183,778	0	2,662	3,899.0	9,763	475	3,438
Drydock Area-5030		Navy Active	Sasebo	1	506	0	0	13	22,454	0	0	181.4	0	0	0
Hachinohe POL Dep-2006		Navy Active	Hachinohe	10	4,898	0	0	15	11,073	0	46	60.4	10	0	0
Hario Housing Area-5119		Navy Active	Sasebo	24	11,866	0	0	76	1,148,120	0	78	265.5	0	0	0
Hario Shima Ammo-5050		Navy Active	Sasebo	27	41,607	0	0	15	62,992	0	487	89.9	0	0	0
Ikego Housing Area-3087		Navy Active	Ikego	41	47,870	0	0	139	2,415,966	0	708	543.7	0	0	0
Iorizaki POL Dep-5036		Navy Active	Sasebo	3	86	0	0	4	7,644	0	56	141.1	0	0	0
Iwo Jima-3181		Navy Active	Iwo Jima	0	0	0	0	46	311,555	0	243	307.6	0	0	0
Kami Seya-3096		Navy Active	Kami Seya	103	295,601	0	0	13	120,783	0	587	164.1	0	0	0
Kisarazu-JGSDF-3033		Navy Active	Kisarazu	12	20,931	0	0	34	384,084	0	515	280.1	0	0	0
Kobi Sho Range-6084		Navy Active	Okinawa Island	0	0	0	0	0	0	0	216	0.0	0	0	0
Koshiba POL Dep-3113		Navy Active	Yokohama	0	0	0	0	0	0	0	104	0.0	0	0	0

* Sites having assets that are Federally funded (e.g., owned, lease, licence, permit) and State-owned interest.

** US Locations that do not meet criteria of at least ten (10) Acres AND at least \$10M PRV. US Territories and Non-US Locations that do not meet criteria of at least ten (10) Acres OR at least \$10M PRV.

DEPARTMENT OF DEFENSE - Navy
Base Structure Report - As of 30 Sept 2007

SITE	BRAC 2005	COMPONENT	NAME NEAREST CITY	BUILDINGS						ACRES OWNED	TOTAL ACRES	PRV (\$M)	MIL	CIV	OTHER
				OWNED		LEASED		OTHER							
				COUNT	SQFT	COUNT	SQFT	COUNT	SQFT						
Maebata - 5033		Navy Active	Sasebo	34	51,348	0	0	45	292,151	0	144	146.8	0	0	0
NAF Atsugi		Navy Active	Atsugi	315	651,687	0	0	288	3,381,981	0	1,237	1,500.6	3,220	46	146
NAF Misawa JA		Navy Active	Misawa AFB	0	0	0	0	74	726,534	0	27	327.7	968	3	29
Nagasaka Rfl Rng-3104		Navy Active	Yokosuka	0	0	0	0	0	0	0	25	0.0	0	0	0
Negishi Dh Area-3066		Navy Active	Yokohama	44	33,321	0	0	238	646,085	0	111	246.8	0	0	0
Okidaito Jima Rng-6088		Navy Active	Okinawa Island	0	0	0	0	0	0	0	283	0.0	0	0	0
Sakibe - 5118		Navy Active	Sasebo	4	18,025	0	0	2	8,077	0	32	12.0	0	0	0
Sanno Hotel Tokyo-3185		Navy Active	Tokyo	2	783	0	0	1	150,843	0	2	53.3	0	0	0
Sekibi Sho Range-6085		Navy Active	Okinawa Island	0	0	0	0	0	0	0	10	0.0	0	0	0
Sobe Communications Site-6026		Navy Active	Sobe Okinawa	0	0	0	0	0	0	0	132	0.3	0	0	0
Tengan Pier-6028		Navy Active	Tengan	4	5,612	0	0	0	0	0	8	15.3	0	0	0
Tomioka Storage-3072		Navy Active	Yokohama	0	0	0	0	0	0	0	7	10.2	0	0	0
Totsuka-NCTS-3097		Navy Active	Totsuka	25	17,049	0	0	11	39,443	0	191	58.8	0	0	0
Tsurumi POL Dep-3144		Navy Active	Yokohama	36	10,381	0	0	26	67,333	0	46	138.3	0	0	0
Urago Ordinance-3117		Navy Active	Yokosuka	15	14,118	0	0	31	182,947	0	48	96.1	0	0	0
White Beach		Navy Active	White Beach Nav Inst	57	87,957	0	0	7	120,529	0	290	108.0	0	0	0
Yokohama No Dock-3067		Navy Active	Yokohama	2	1,302	0	0	18	370,403	0	23	110.3	0	0	0
Yokose POL Dep-5039		Navy Active	Sasebo	8	2,039	0	0	5	4,068	0	153	281.1	0	0	0
** OTHER SITE(S): 7				4	955	0	0	6	26,751	0	3	13.6	0	0	0
Japan Total:				1,231	2,176,276	0	0	2,068	22,445,200	0	16,920	10,920.8	18,877	729	3,979
Kenya															
Kenya		Navy Active	Mombasa	5	7,520	0	0	0	0	0	0	24.3	0	0	0
Kenya Total:				5	7,520	0	0	0	0	0	0	24.3	0	0	0
Kuwait															
** OTHER SITE(S): 1				0	0	0	0	3	19,363	0	0	1.1	12	10	1
Kuwait Total:				0	0	0	0	3	19,363	0	0	1.1	12	10	1
Oman															
** OTHER SITE(S): 1				8	32,927	0	0	0	0	0	0	8.4	0	0	0
Oman Total:				8	32,927	0	0	0	0	0	0	8.4	0	0	0
Peru															
Naval Medical Research Center Det Lima Peru		Navy Active	Lima	0	0	0	0	2	26,871	0	0	12.4	0	0	0

* Sites having assets that are Federally funded (e.g., owned, lease, licence, permit) and State-owned interest.

** US Locations that do not meet criteria of at least ten (10) Acres AND at least \$10M PRV. US Territories and Non-US Locations that do not meet criteria of at least ten (10) Acres OR at least \$10M PRV.

DEPARTMENT OF DEFENSE - Navy
Base Structure Report - As of 30 Sept 2007

SITE	BRAC 2005	COMPONENT	NAME NEAREST CITY	BUILDINGS						ACRES OWNED	TOTAL ACRES	PRV (\$M)	MIL	CIV	OTHER
				OWNED		LEASED		OTHER							
				COUNT	SQFT	COUNT	SQFT	COUNT	SQFT						
			Peru Total:	0	0	0	0	2	26,871	0	0	12.4	0	0	0
Portugal															
** OTHER SITE(S): 1				0	0	0	0	3	17,653	0	0	3.2	16	0	0
			Portugal Total:	0	0	0	0	3	17,653	0	0	3.2	16	0	0
Singapore															
Singapore Area Coordinator		Navy Active	Singapore	0	0	1	9,244	34	298,845	0	0	112.7	28	14	1
** OTHER SITE(S): 4				0	0	0	0	0	0	0	0	0.0	0	13	17
			Singapore Total:	0	0	1	9,244	34	298,845	0	0	112.7	28	27	18
South Korea															
Fleet Activities Chinhae		Navy Active	Chinhae	114	310,232	0	0	0	0	0	91	86.3	96	7	104
Pohang		Navy Active	Pohang	11	54,077	0	0	51	123,848	0	3	62.5	1	0	0
ROK Navy Base		Navy Active	Chinhae	2	6,799	0	0	0	0	0	0	28.5	0	0	0
Yechon		Navy Active	Yechon	0	0	0	0	26	73,130	0	0	36.0	0	0	5
Yongsan Garrison		Navy Active	Yongsan	0	0	0	0	16	57,608	0	0	12.6	0	0	0
** OTHER SITE(S): 3				1	130	0	0	2	79,470	0	3	9.9	1	0	1
			South Korea Total:	128	371,238	0	0	95	334,056	0	97	235.8	98	7	110
Spain															
NS Rota		Navy Active	Rota	965	3,679,598	0	0	0	0	0	5,962	1,570.0	988	175	328
** OTHER SITE(S): 2				1	2,583	0	0	1	1,794	0	1	1.7	13	6	0
			Spain Total:	966	3,682,181	0	0	1	1,794	0	5,963	1,571.7	1,001	181	328
United Arab Emirates															
Fujairah Aviation Unit		Navy Active	Al Fujayrah	0	0	5	39,957	0	0	0	0	17.3	0	0	0
			United Arab Emirates Total:	0	0	5	39,957	0	0	0	0	17.3	0	0	0
United Kingdom															
JMF St Mawgan		Navy Active	Saint Mawgan	16	44,141	0	0	16	271,392	0	0	96.3	10	0	0
West Ruislip		Navy Active	London	15	80,477	0	0	0	0	0	0	10.1	1	0	0
** OTHER SITE(S): 3				6	33,906	0	0	1	1,219	0	2	9.9	0	0	0
			United Kingdom Total:	37	158,524	0	0	17	272,611	0	2	116.3	11	0	0

* Sites having assets that are Federally funded (e.g., owned, lease, licence, permit) and State-owned interest.

** US Locations that do not meet criteria of at least ten (10) Acres AND at least \$10M PRV. US Territories and Non-US Locations that do not meet criteria of at least ten (10) Acres OR at least \$10M PRV.

DEPARTMENT OF DEFENSE - Navy
Base Structure Report - As of 30 Sept 2007

SITE	BRAC 2005	COMPONENT	NAME NEAREST CITY	BUILDINGS						ACRES OWNED	TOTAL ACRES	PRV (\$M)	MIL	CIV	OTHER
				OWNED		LEASED		OTHER							
				COUNT	SQFT	COUNT	SQFT	COUNT	SQFT						
			Overseas Total:	5,344	19,971,573	591	6,643,617	2,307	24,058,487	0	83,209	22,209.8	29,757	2,101	6,426
			Worldwide Totals By Reporting Component:	49,130	369,964,171	1,285	11,243,066	15,736	70,505,553	1,889,476	2,201,932	172,160.0	406,675	156,228	6,761

* Sites having assets that are Federally funded (e.g., owned, lease, licence, permit) and State-owned interest.

** US Locations that do not meet criteria of at least ten (10) Acres AND at least \$10M PRV. US Territories and Non-US Locations that do not meet criteria of at least ten (10) Acres OR at least \$10M PRV.

DEPARTMENT OF DEFENSE - Air Force

Base Structure Report - As of 30 Sept 2007

SITE	BRAC 2005	COMPONENT	NAME NEAREST CITY	BUILDINGS						ACRES OWNED	TOTAL ACRES	PRV (\$M)	MIL	CIV	OTHER
				OWNED		LEASED		OTHER							
				COUNT	SQFT	COUNT	SQFT	COUNT	SQFT						
Alabama															
Abston ANGS		AF Guard	Montgomery	8	81,723	0	0	0	0	0	27	14.0	39	1	0
Birmingham Airport	R	AF Guard	Birmingham	39	339,782	0	0	0	0	0	145	109.2	928	0	0
Dothan Regional Airport (ANGS)		AF Guard	Dothan	13	97,472	0	0	0	0	36	36	17.3	190	0	0
Martin ANGS	R	AF Guard	Gadsden	14	71,253	0	0	0	0	0	29	12.8	0	0	0
Maxwell AFB	R	AF Active	Maxwell AFB	593	5,799,480	0	0	0	0	2,548	3,674	1,145.1	2,709	1,204	0
Maxwell AFB Gunter Annex		AF Active	Gunter AFB	221	2,287,445	2	31,567	0	0	356	376	386.9	1,058	569	40
Montgomery ANGS		AF Guard	Montgomery	6	65,123	0	0	0	0	12	12	11.1	105	0	0
Montgomery Regional Airport ANGB	R	AF Guard	Montgomery	42	322,249	0	0	0	0	0	70	80.2	804	0	0
** OTHER SITE(S): 2				14	14,129	0	0	0	0	1	202	2.5	0	0	0
Alabama Total:				950	9,078,656	2	31,567	0	0	2,953	4,571	1,779.0	5,833	1,774	40
Alaska															
Barter Island Dew Station Bar		AF Active	Kaktovik	7	65,887	0	0	0	0	0	641	103.1	0	0	0
Big Mountain Radio Relay Site		AF Active	Iliamna	0	0	0	0	0	0	0	402	33.7	0	0	0
Birch Lake Recreation Annex		AF Active	Salcha	31	17,983	0	0	0	0	0	51	13.6	0	0	0
Blair Lake Air Force Rangeex		AF Active	Fairbanks	4	33,094	0	0	0	0	0	33,963	26.1	0	0	0
Cape Lisburne Long Range Radar Site		AF Active	Point Hope	7	46,258	0	0	0	0	0	1,125	107.3	0	0	0
Cape Newenham Long Range Radar Site		AF Active	Platinum	9	54,720	0	0	0	0	0	2,359	118.7	0	0	0
Cape Romanzof Long Range Radar Site		AF Active	Hooper Bay	8	36,745	0	0	0	0	0	4,900	77.4	0	0	0
Chena River Research Site		AF Active	North Pole	2	420	0	0	0	0	0	3,791	54.7	0	0	0
Clear AB		AF Active	Clear AFB	53	884,353	0	0	0	0	11,438	11,438	553.6	114	60	0
Cold Bay Long Range Radar Site		AF Active	Cold Bay	5	13,548	0	0	0	0	0	208	25.9	0	0	0
Driftwood Bay Radio Relay Site		AF Active	Unalaska	0	0	0	0	0	0	0	459	28.4	0	0	0
Eareckson AS		AF Active	Shemya Station	94	1,256,160	0	0	0	0	0	3,520	1,862.9	0	0	0
Eielson AFB	R	AF Active	North Pole	449	5,785,826	8	44,933	216	1,555,121	0	24,429	4,028.7	2,703	399	0
Elmendorf AFB	R	AF Active	Anchorage	385	7,367,416	1	19,112	0	0	11,949	13,452	4,156.5	6,439	1,255	10
Flaxman Island Range Radar Site		AF Active	Eielson	12	25,438	0	0	0	0	0	605	40.9	0	0	0
Fort Yukon Long Range Radar Site		AF Active	Fort Yukon Station	6	47,303	0	0	0	0	0	205	20.1	0	0	0
Galena Airport	C	AF Active	Galena	42	356,369	0	0	0	0	0	163	272.4	0	0	0
Granite Mountain Radio Relay Site		AF Active	Koyuk	7	26,079	0	0	0	0	0	258	31.4	0	0	0
Haarp Research Station		AF Active	Gulkana	11	31,574	0	0	0	0	5,408	5,408	28.7	0	0	0
Indian Mountain Long Range Radar Site		AF Active	Hughes	8	33,230	0	0	0	0	0	4,226	56.9	0	0	0
Kalakaket Creek Radio Relay Site		AF Active	Ruby	6	24,424	0	0	0	0	0	316	37.8	0	0	0
King Salmon Airport		AF Active	Naknek	0	0	1	182	55	378,206	134	927	733.3	0	0	0

* Sites having assets that are Federally funded (e.g., owned, lease, licence, permit) and State-owned interest.

** US Locations that do not meet criteria of at least ten (10) Acres AND at least \$10M PRV. US Territories and Non-US Locations that do not meet criteria of at least ten (10) Acres OR at least \$10M PRV.

DEPARTMENT OF DEFENSE - Air Force

Base Structure Report - As of 30 Sept 2007

SITE	BRAC 2005	COMPONENT	NAME NEAREST CITY	BUILDINGS						ACRES OWNED	TOTAL ACRES	PRV (\$M)	MIL	CIV	OTHER
				OWNED		LEASED		OTHER							
				COUNT	SQFT	COUNT	SQFT	COUNT	SQFT						
Kotzebue Long Range Radar Site		AF Active	Kotzebue	2	4,511	0	0	0	0	0	676	10.5	0	0	0
Lonely Short Range Radar Site		AF Active	Barrow	0	0	0	0	13	27,465	0	1,082	59.0	0	0	0
Nikolski Radio Relay Site		AF Active	Unalaska	1	120	0	0	0	0	0	323	11.6	0	0	0
Oliktok Long Range Radar Site		AF Active	Prudhoe Bay	5	36,636	0	0	0	0	160	832	45.0	0	0	0
Point Barrow Long Range Radar Site		AF Active	Barrow	0	0	0	0	6	52,965	0	266	37.0	0	0	0
Point Lay Long Range Radar Site		AF Active	Wainwright	0	0	0	0	6	36,640	0	1,442	41.0	0	0	0
Sparrevohn Long Range Radar Site		AF Active	Iliamna	8	41,055	0	0	0	0	0	1,179	116.1	0	0	0
Tatalina Long Range Radar Site		AF Active	McGrath	7	37,367	0	0	0	0	0	4,970	61.3	0	0	0
Ted Stevens IAP	C	AF Guard	Anchorage	35	424,609	0	0	0	0	0	129	212.2	1,394	0	0
Tin City Long Range Radar Site		AF Active	Wales	6	83,453	0	0	0	0	37	723	127.9	0	0	0
Wainwright Short Range Radar Site		AF Active	Wainwright	1	2,560	0	0	7	20,062	0	1,519	39.7	0	0	0
** OTHER SITE(S): 34				34	51,689	0	0	0	0	14	13,659	71.6	0	0	0
Alaska Total:				1,245	16,788,827	10	64,227	303	2,070,459	29,140	139,646	13,245.2	10,650	1,714	10
Arizona															
Air Force Plant 44		AF Active	Tucson	71	1,030,468	0	0	0	0	2,208	2,208	284.9	0	0	0
Davis-Monthan AFB		AF Active	Davis Monthan AFB	529	4,631,383	3	1,488	7	62,041	3,370	6,212	1,806.5	6,555	1,085	0
Gila Bend Air Force Auxiliary Field		AF Active	Gila Bend	41	143,530	0	0	0	0	640	1,886	102.9	0	0	0
Luke AFB	R	AF Active	Luke AFB	368	3,706,897	0	0	0	0	2,692	4,502	1,311.7	5,047	874	0
Luke Air Force Auxiliary Field #1		AF Active	Wittmann	1	600	0	0	0	0	400	1,105	108.7	0	0	0
Luke Waste Annex		AF Active	Litchfield Park	11	23,906	0	0	0	0	5	46	13.8	0	0	0
Sky Harbor IAP		AF Guard	Phoenix	17	275,733	0	0	0	0	0	60	86.9	834	0	0
The Barry M Goldwater Air Force Range		AF Active	Gila Bend	11	10,963	0	0	0	0	1,162,690	2,671,680	132.9	0	0	0
Tucson IAP		AF Guard	Tucson	38	600,435	0	0	0	0	94	98	173.2	1,415	4	0
** OTHER SITE(S): 11				64	222,209	0	0	0	0	522	1,064	77.9	1	4	0
Arizona Total:				1,151	10,646,123	3	1,488	7	62,041	1,172,621	2,688,862	4,099.6	13,852	1,967	0
Arkansas															
Fort Smith MAP	R	AF Guard	Fort Smith	45	367,579	0	0	0	0	0	142	90.3	982	0	0
Little Rock AFB	R	AF Active	Little Rock AFB	341	3,741,930	0	0	0	0	6,102	6,898	1,228.8	6,126	480	0
** OTHER SITE(S): 6				6	16,506	7	50,329	0	0	311	840	13.4	0	1	0
Arkansas Total:				392	4,126,015	7	50,329	0	0	6,413	7,880	1,332.4	7,108	481	0
California															
Air Force Plant 42		AF Active	Palmdale	102	3,231,355	0	0	0	0	6,131	6,131	1,407.0	14	16	0
Beale AFB	R	AF Active	Beale AFB	1,577	4,637,619	0	0	0	0	22,944	22,944	2,089.0	4,448	557	0

* Sites having assets that are Federally funded (e.g., owned, lease, licence, permit) and State-owned interest.

** US Locations that do not meet criteria of at least ten (10) Acres AND at least \$10M PRV. US Territories and Non-US Locations that do not meet criteria of at least ten (10) Acres OR at least \$10M PRV.

DEPARTMENT OF DEFENSE - Air Force

Base Structure Report - As of 30 Sept 2007

SITE	BRAC 2005	COMPONENT	NAME NEAREST CITY	BUILDINGS						ACRES OWNED	TOTAL ACRES	PRV (\$M)	MIL	CIV	OTHER
				OWNED		LEASED		OTHER							
				COUNT	SQFT	COUNT	SQFT	COUNT	SQFT						
Castle AFB		AF Active	Castle AFB	170	2,024,699	0	0	0	0	2,307	2,307	791.8	0	0	0
Channel Islands ANGS	R	AF Guard	Oxnard	20	343,771	0	0	0	0	206	206	147.6	971	0	0
Davis Communications Annex		AF Active	Davis	4	29,524	0	0	0	0	316	316	15.5	0	0	0
Edwards AFB	R	AF Active	Edwards AFB	2,027	9,232,772	1	25,913	0	0	279,499	300,723	5,064.1	1,839	3,416	0
Fort MacArthur FH Annex		AF Active	Fort Macarthur	418	1,495,061	0	0	0	0	155	156	241.2	0	0	0
Fresno Yosemite International (ANG)	R	AF Guard	Fresno	43	381,372	0	0	1	6,515	0	117	138.7	1,050	0	0
George AFB		AF Active	George AFB	750	3,421,536	0	0	0	0	3,902	4,218	1,289.9	1	0	0
Hayward MAP (ANG)		AF Guard	Hayward	17	148,452	0	0	0	0	0	27	39.6	149	0	0
Lincoln Communication Annex		AF Active	Lincoln	2	16,264	0	0	0	0	231	231	28.6	0	0	0
Los Angeles AFB		AF Active	El Segundo	15	958,785	0	0	0	0	55	58	315.1	1,141	1,202	0
March AFB		AF Active	March AFB	360	1,271,241	0	0	1	400	1,852	1,867	546.3	57	76	0
March ARB	R	AF Reserve	March AFB	198	2,530,680	0	0	0	0	2,134	2,398	1,044.3	4,117	306	0
Mather AFB		AF Active	Mather AFB	182	1,481,760	0	0	0	0	4,493	4,493	915.9	0	0	0
McClellan AFB		AF Active	McClellan AFB	403	9,011,689	0	0	0	0	2,934	2,934	2,685.4	33	31	0
McClellan FH Annex		AF Active	McClellan AFB	293	648,101	0	0	0	0	13	18	116.2	0	0	0
NAS Moffett Field		AF Guard	Mountain View	47	392,451	0	0	0	0	0	146	105.0	822	14	0
Norton AFB		AF Active	Norton AFB	410	3,872,404	0	0	0	0	2,223	2,223	1,144.5	0	0	0
Norwalk 2		AF Reserve	Norwalk	0	0	0	0	9	7,767	0	55	95.2	0	0	0
Onizuka AFB	C	AF Active	Onizuka AFB	20	612,595	0	0	0	0	23	23	167.6	30	169	0
Ozol Defense Fuel Support Point		AF Active	Martinez	4	4,494	0	0	0	0	54	76	66.1	0	0	0
Pillar Point AFS		AF Active	Half Moon Bay	13	25,629	0	0	0	0	55	55	11.5	0	0	0
Point Arena AFS		AF Active	Point Arena	47	92,706	0	0	0	0	24	83	28.7	0	0	0
Sepulveda National Guard Station		AF Guard	Van Nuys	13	85,839	0	0	0	0	0	26	21.1	105	0	0
Travis AFB		AF Active	Fairfield	1,573	9,857,531	139	420,457	9	21,136	5,157	6,439	3,806.4	9,276	1,273	0
Travis Water System Annex #2		AF Active	Vacaville	12	23,421	0	0	0	0	205	205	20.8	0	0	0
Tulelake Radar Site		AF Active	Alturas	4	17,140	0	0	0	0	0	928	38.2	0	0	0
Vandenberg AFB	R	AF Active	Vandenburg AFB	2,544	9,024,560	1	8,375	10	24,916	98,164	132,184	3,615.4	2,471	1,128	0
** OTHER SITE(S): 46				84	271,206	2	1,100	1	160	587	9,317	135.5	308	2	0
California Total:				11,352	65,144,657	143	455,845	31	60,894	433,664	500,905	26,132.3	26,832	8,190	0

Colorado

Buckley AFB	R	AF Active	Buckley AFB	181	2,941,986	0	0	0	0	3,283	3,872	952.5	3,086	579	0
Buckley Annex	R	AF Reserve	Denver	4	637,903	0	0	0	0	72	72	123.1	0	0	0
Cheyenne Mountain AFS		AF Active	Colorado Springs	51	338,421	0	0	0	0	499	567	158.2	345	102	0
Fort Carson Weapons Range		AF Guard	Pueblo	5	12,224	0	0	0	0	3,110	3,110	12.5	0	0	0
Greeley ANGS		AF Guard	Greeley	6	57,025	0	0	0	0	0	17	15.2	0	0	0
Lowry AFB		AF Active	Lowry AFB	57	1,449,100	0	0	0	0	103	103	292.8	71	2	0

* Sites having assets that are Federally funded (e.g., owned, lease, licence, permit) and State-owned interest.

** US Locations that do not meet criteria of at least ten (10) Acres AND at least \$10M PRV. US Territories and Non-US Locations that do not meet criteria of at least ten (10) Acres OR at least \$10M PRV.

DEPARTMENT OF DEFENSE - Air Force

Base Structure Report - As of 30 Sept 2007

SITE	BRAC 2005	COMPONENT	NAME NEAREST CITY	BUILDINGS						ACRES OWNED	TOTAL ACRES	PRV (\$M)	MIL	CIV	OTHER
				OWNED		LEASED		OTHER							
				COUNT	SQFT	COUNT	SQFT	COUNT	SQFT						
Peterson AFB	R	AF Active	Colorado Springs	160	2,876,198	272	1,077,756	0	0	210	1,387	1,092.6	4,659	2,492	49
Schriever AFB		AF Active	Schriever AFB	57	1,851,593	0	0	0	0	3,198	3,532	571.3	1,903	532	1
USAF Academy	R	AF Active	Air Force Academy	220	5,739,060	0	0	2	5,448	16,889	53,276	2,039.3	1,756	1,451	0
USAF Academy Auxiliary Airfield		AF Active	Calhan	1	1,651	0	0	0	0	0	197	10.4	0	0	0
** OTHER SITE(S): 63				160	734,336	4	55,400	11	6,201	2,057	8,476	531.2	0	0	0
Colorado Total:				902	16,639,497	276	1,133,156	13	11,649	29,421	74,609	5,799.2	11,820	5,158	50
Connecticut															
Bradley IAP	R	AF Guard	Windsor Locks	33	319,255	0	0	0	0	0	148	102.2	39	0	0
Orange ANG Communications Station		AF Guard	New Haven	4	60,673	0	0	0	0	21	29	15.1	169	0	0
Connecticut Total:				37	379,928	0	0	0	0	21	177	117.3	208	0	0
Delaware															
Dover AFB	R	AF Active	Dover AFB	198	3,604,765	0	0	1	5,000	1,287	3,824	1,372.5	4,791	755	0
** OTHER SITE(S): 4				36	280,527	0	0	0	0	4	79	94.0	997	0	0
Delaware Total:				234	3,885,292	0	0	1	5,000	1,291	3,903	1,466.6	5,788	755	0
District of Columbia															
Bolling AFB	R	AF Active	Washington, DC	419	4,862,692	0	0	0	0	607	607	897.7	1,828	762	0
District of Columbia Total:				419	4,862,692	0	0	0	0	607	607	897.7	1,828	762	0
Florida															
Arbuckle Airfield		AF Active	Avon Park	40	251,696	0	0	0	0	5,145	5,147	116.5	0	0	0
Avon Park AF Range		AF Active	Avon Park	5	3,166	0	0	0	0	100,929	100,929	26.5	0	30	0
Camp Blanding		AF Guard	Starke	24	131,675	0	0	0	0	0	218	22.6	4	0	0
Cape Canaveral AFS		AF Active	Cape Canaveral AFS	594	3,853,497	1	10,600	0	0	17,089	17,090	1,561.6	350	239	0
Cape San Blas Missile Tracking Annex D-3		AF Active	Port St Joe	14	33,003	0	0	0	0	679	679	11.3	0	0	0
Eglin AFB	R	AF Active	Eglin AFB	2,017	10,743,132	0	0	0	0	436,035	453,594	2,987.1	6,870	3,489	0
Eglin AFB Auxiliary Field #3		AF Active	Crestview	295	1,291,229	0	0	0	0	1,348	1,348	518.0	1,266	26	0
Eglin AFB Auxiliary Field #6		AF Active	Milton	55	189,290	0	0	0	0	629	629	95.4	0	0	0
Homestead AFB		AF Active	Homestead AFB	1	93,202	0	0	0	0	12	12	13.1	19	0	0
Homestead ARB	R	AF Reserve	Homestead AFB	120	991,815	0	0	0	0	1,943	2,311	546.7	1,499	229	0
Hurlburt Field	R	AF Active	Mary Esther	614	5,038,237	0	0	0	0	6,634	6,634	1,234.9	7,750	882	0
Jacksonville IAP	R	AF Guard	Callahan	35	317,927	3	23,170	0	0	0	342	112.7	972	0	0
Jonathan Dickinson Missile Tracking Annex		AF Active	Tequesta	10	26,931	0	0	0	0	0	11	12.0	0	0	0
Lynn Haven Defense Fuel Sup		AF Active	Lynn Haven	8	12,631	0	0	0	0	203	203	25.9	0	0	0

* Sites having assets that are Federally funded (e.g., owned, lease, licence, permit) and State-owned interest.

** US Locations that do not meet criteria of at least ten (10) Acres AND at least \$10M PRV. US Territories and Non-US Locations that do not meet criteria of at least ten (10) Acres OR at least \$10M PRV.

DEPARTMENT OF DEFENSE - Air Force
Base Structure Report - As of 30 Sept 2007

SITE	BRAC 2005	COMPONENT	NAME NEAREST CITY	BUILDINGS						ACRES OWNED	TOTAL ACRES	PRV (\$M)	MIL	CIV	OTHER
				OWNED		LEASED		OTHER							
				COUNT	SQFT	COUNT	SQFT	COUNT	SQFT						
MacDill AFB	R	AF Active	MacDill AFB	571	5,091,017	0	0	0	0	5,630	5,767	1,499.0	5,904	1,462	73
Malabar Transmitter Annex		AF Active	Palm Bay	9	35,208	0	0	0	0	640	640	10.9	0	0	0
Patrick AFB		AF Active	Patrick AFB	525	3,987,906	0	0	0	0	2,341	2,341	933.6	2,384	1,244	144
Tyndall AFB	R	AF Active	Tyndall AFB	464	3,821,959	0	0	0	0	27,451	28,824	1,226.1	3,604	693	0
** OTHER SITE(S): 44				23	23,107	1	10	0	0	292	308	14.0	8	1	0
Florida Total:				5,424	35,936,628	5	33,780	0	0	607,000	627,027	10,967.8	30,630	8,295	217
Georgia															
Air Force Plant 6		AF Active	Marietta	94	6,464,943	0	0	0	0	755	755	1,226.6	0	0	0
Dobbins ARB	R	AF Reserve	Dobbins AFB	87	1,000,112	0	0	0	0	1,666	1,913	361.3	1,615	271	0
Hunter ANGS #2		AF Guard	Savannah	13	63,778	0	0	0	0	0	18	10.6	169	0	0
Moody AFB	R	AF Active	Moody AFB	331	2,571,480	0	0	0	0	5,094	5,497	781.9	4,649	368	0
Moody Recreation Annex		AF Active	Lake Park	20	13,492	0	0	0	0	489	489	10.6	0	0	0
Robins AFB	R	AF Active	Robins AFB	1,027	14,224,506	0	0	0	0	6,779	6,935	3,172.2	5,882	11,709	0
Savannah/Hilton Head IAP	R	AF Guard	Savannah	93	648,449	0	0	0	0	0	290	154.8	932	0	0
** OTHER SITE(S): 8				21	79,054	7	38,933	0	0	5,876	5,927	23.1	111	0	0
Georgia Total:				1,686	25,065,814	7	38,933	0	0	20,659	21,824	5,741.1	13,358	12,348	0
Guam															
Andersen Administration Annex		AF Active	Agana	130	755,018	0	0	0	0	1,969	2,024	115.0	0	0	0
Andersen AFB	R	AF Active	Andersen AB	1,295	5,253,280	0	0	1	1,840	9,430	9,433	4,934.2	2,431	435	35
Andersen AFB VOR Annex		AF Active	Andersen AB	0	0	0	0	0	0	346	346	2.5	0	0	0
Andersen AFS		AF Active	Andersen AB	6	16,773	0	0	0	0	24	32	21.2	0	0	0
Andersen Communications Annex #2		AF Active	Barrigada	0	0	0	0	0	0	432	432	5.1	0	0	0
Andersen FH Annex #1		AF Active	Andersen AB	0	0	0	0	0	0	102	102	0.9	0	0	0
Andersen FH Annex #4		AF Active	Agana	12	19,703	0	0	0	0	408	408	24.2	0	0	0
Andersen Petrol Product Storage Annex #1		AF Active	Andersen AB	2	1,768	0	0	0	0	0	82	64.9	0	0	0
Andersen Petrol Product Storage Annex #2		AF Active	Andersen AB	10	24,855	0	0	0	0	64	64	112.8	0	0	0
Andersen Water Supply Annex		AF Active	Tumon	2	384	0	0	0	0	8	55	13.9	0	0	0
Northwest Guam AFB		AF Active	Agana	10	58,899	0	0	0	0	4,378	4,378	282.4	0	0	0
Guam Total:				1,467	6,130,680	0	0	1	1,840	17,161	17,356	5,577.2	2,431	435	35
Hawaii															
Barking Sands Communications Station		AF Guard	Kekaha	4	31,016	0	0	0	0	0	11	18.0	175	0	0
Bellows AFS		AF Active	Waimanalo	97	142,139	0	0	0	0	409	487	84.2	26	12	0

* Sites having assets that are Federally funded (e.g., owned, lease, licence, permit) and State-owned interest.

** US Locations that do not meet criteria of at least ten (10) Acres AND at least \$10M PRV. US Territories and Non-US Locations that do not meet criteria of at least ten (10) Acres OR at least \$10M PRV.

DEPARTMENT OF DEFENSE - Air Force
Base Structure Report - As of 30 Sept 2007

SITE	BRAC 2005	COMPONENT	NAME NEAREST CITY	BUILDINGS						ACRES OWNED	TOTAL ACRES	PRV (\$M)	MIL	CIV	OTHER
				OWNED		LEASED		OTHER							
				COUNT	SQFT	COUNT	SQFT	COUNT	SQFT						
Hickam AFB	R	AF Active	Hickam AFB	323	5,022,743	0	0	1	2,826	2,513	2,523	3,491.2	5,799	1,292	29
Hickam Petroleum Products Storage Annex		AF Active	Wahiawa	19	10,657	0	0	0	0	92	151	89.1	0	0	0
Kaena Point Satellite Tracking Station		AF Active	Haleiwa	25	69,531	0	0	0	0	0	153	62.5	2	18	0
Kokee AFS		AF Active	Kekaha	12	23,239	0	0	0	0	0	11	16.2	18	0	0
** OTHER SITE(S): 15				23	155,625	14	69,506	19	96,230	6	636	169.8	573	7	0
Hawaii Total:				503	5,454,950	14	69,506	20	99,056	3,020	3,972	3,931.1	6,593	1,329	29
Idaho															
Boise Air Terminal (ANG)	R	AF Guard	Boise	180	1,661,515	0	0	0	0	0	576	408.7	1,394	0	0
Mountain Home AFB	R	AF Active	Mountain Home AFB	981	4,674,485	0	0	5	20,686	2,250	6,850	2,070.9	4,322	437	0
Saylor Creek Air Force Range		AF Active	Bruneau	5	10,918	0	0	0	0	640	109,466	12.7	0	0	0
** OTHER SITE(S): 42				29	26,918	0	0	0	0	0	18,252	32.0	0	0	0
Idaho Total:				1,195	6,373,836	0	0	5	20,686	2,890	135,144	2,524.3	5,716	437	0
Illinois															
Capital Airport	R	AF Guard	Springfield	33	344,724	0	0	0	0	0	90	117.2	797	0	0
Chanute AFB		AF Active	Chanute AFB	230	2,812,879	0	0	0	0	1,343	1,343	1,001.9	0	2	0
Greater Peoria Regional Airport	R	AF Guard	Bartonville	32	415,503	0	0	0	0	0	765	156.0	1,169	0	0
Scott AFB	R	AF Active	Scott AFB	264	4,573,574	0	0	0	0	2,820	3,545	1,960.9	6,747	2,941	31
** OTHER SITE(S): 4				3	6,924	1	1,083	0	0	39	42	4.6	0	0	0
Illinois Total:				562	8,153,604	1	1,083	0	0	4,202	5,785	3,240.5	8,713	2,943	31
Indiana															
Fort Wayne IAP	R	AF Guard	Fort Wayne	29	350,741	1	14,280	0	0	0	166	141.0	918	0	0
Grissom AFB		AF Active	Peru	28	385,193	0	0	0	0	2,078	2,537	132.7	126	2	0
Grissom ARB		AF Reserve	Grissom AFB	90	1,203,652	0	0	0	0	343	343	669.9	1,271	243	0
Hulman Fld	R	AF Guard	Terre Haute	46	338,819	1	4,271	0	0	37	121	112.3	801	0	0
** OTHER SITE(S): 2				9	22,662	0	0	0	0	0	1,045	8.1	0	0	0
Indiana Total:				202	2,301,067	2	18,551	0	0	2,458	4,212	1,064.1	3,116	245	0
Iowa															
Des Moines IAP	R	AF Guard	Des Moines	29	211,307	4	175,504	1	15,546	0	171	114.8	1,005	0	0
Sioux Gateway Apt/Col Bud Day Field (ANG)	R	AF Guard	Sioux City	42	453,737	0	0	0	0	0	306	139.8	799	0	0
** OTHER SITE(S): 1				14	44,060	0	0	0	0	10	10	9.5	135	0	0

* Sites having assets that are Federally funded (e.g., owned, lease, licence, permit) and State-owned interest.

** US Locations that do not meet criteria of at least ten (10) Acres AND at least \$10M PRV. US Territories and Non-US Locations that do not meet criteria of at least ten (10) Acres OR at least \$10M PRV.

DEPARTMENT OF DEFENSE - Air Force
Base Structure Report - As of 30 Sept 2007

SITE	BRAC 2005	COMPONENT	NAME NEAREST CITY	BUILDINGS						ACRES OWNED	TOTAL ACRES	PRV (\$M)	MIL	CIV	OTHER
				OWNED		LEASED		OTHER							
				COUNT	SQFT	COUNT	SQFT	COUNT	SQFT						
Iowa Total:				85	709,104	4	175,504	1	15,546	10	488	264.2	1,939	0	0
Johnston Atoll															
Johnston Atoll Airfield		AF Active	Johnston Atoll	72	295,161	0	0	0	0	684	684	479.0	0	0	1,043
Johnston Atoll Total:				72	295,161	0	0	0	0	684	684	479.0	0	0	1,043
Kansas															
Forbes Field (ANG)	R	AF Guard	Forbes AFB	35	694,237	0	0	0	0	215	215	210.3	914	28	0
McConnell AFB	R	AF Active	McConnell AFB	856	4,588,003	0	0	0	0	2,682	3,616	1,477.1	3,877	383	0
Smoky Hill ANG Range		AF Guard	Salina	33	47,471	0	0	0	0	33,878	33,878	54.6	23	0	0
** OTHER SITE(S): 6				0	0	0	0	0	0	101	348	1.1	0	0	0
Kansas Total:				924	5,329,711	0	0	0	0	36,876	38,057	1,743.1	4,814	411	0
Kentucky															
Louisville IAP-Standiford FI	R	AF Guard	Louisville	14	368,860	0	0	0	0	0	81	92.7	1,080	0	0
Kentucky Total:				14	368,860	0	0	0	0	0	81	92.7	1,080	0	0
Louisiana															
Barksdale AFB	R	AF Active	Barksdale AFB	969	6,235,935	1	2,730	0	0	21,802	22,361	1,842.3	7,021	555	0
Claiborne Air Force Range		AF Reserve	Forest Hill	3	5,969	0	0	0	0	7,800	13.9	0	0	0	0
England AFB		AF Active	England AFB	423	2,199,202	0	0	0	0	576	576	558.3	0	1	0
NAS JRB New Orleans	R	AF Guard	Belle Chasse	56	487,019	0	0	0	0	67	67	122.3	831	10	0
** OTHER SITE(S): 7				31	132,740	0	0	30	335,003	39	66	111.0	290	0	0
Louisiana Total:				1,482	9,060,865	1	2,730	30	335,003	22,484	30,870	2,647.9	8,142	566	0
Maine															
Bangor IAP	R	AF Guard	Bangor	53	696,771	0	0	0	0	302	485	241.8	880	0	0
Columbia Falls Radar Site		AF Active	Columbia Falls	4	20,375	0	0	0	0	1,060	1,060	28.6	0	0	0
Loring AFB		AF Active	Loring AFB	0	0	1	142,400	0	0	0	16	31.9	0	6	0
Moscow Radar Site		AF Active	Bingham	4	44,315	0	0	0	0	1,274	1,274	31.8	0	0	0
Searsport Defense Fuel Support Point		AF Active	Searsport	21	15,055	0	0	0	0	20	1,223	227.2	0	0	0
South Portland ANG		AF Guard	South Portland	9	56,313	0	0	0	0	0	12	11.5	217	0	0
** OTHER SITE(S): 1				0	0	0	0	0	0	0	0	0.0	0	0	0
Maine Total:				91	832,829	1	142,400	0	0	2,656	4,070	572.7	1,097	6	0
Maryland															
Andrews AFB	R	AF Active	Upper Marlboro	870	7,339,680	0	0	0	0	4,996	4,996	2,193.6	6,766	1,449	0

* Sites having assets that are Federally funded (e.g., owned, lease, licence, permit) and State-owned interest.

** US Locations that do not meet criteria of at least ten (10) Acres AND at least \$10M PRV. US Territories and Non-US Locations that do not meet criteria of at least ten (10) Acres OR at least \$10M PRV.

DEPARTMENT OF DEFENSE - Air Force

Base Structure Report - As of 30 Sept 2007

SITE	BRAC 2005	COMPONENT	NAME NEAREST CITY	BUILDINGS						ACRES OWNED	TOTAL ACRES	PRV (\$M)	MIL	CIV	OTHER
				OWNED		LEASED		OTHER							
				COUNT	SQFT	COUNT	SQFT	COUNT	SQFT						
Brandywine Globecom Annex		AF Active	Brandywine	4	3,944	0	0	0	0	1,640	1,640	11.3	0	0	0
Governors Bridge Globecom Annex		AF Active	Davidsonville	2	26,540	0	0	0	0	864	864	18.8	0	0	0
Martin State Apt	R	AF Guard	Baltimore	49	388,107	0	0	0	0	175	175	114.0	1,429	0	0
Summerfield FH		AF Active	Seat Pleasant	0	0	194	1,942,174	0	0	0	234	188.7	0	0	0
** OTHER SITE(S): 4				18	17,433	0	0	3	105,164	18	20	28.4	0	10	0
Maryland Total:				943	7,775,704	194	1,942,174	3	105,164	7,693	7,929	2,554.8	8,195	1,459	0
Massachusetts															
Barnes MAP (ANG)	R	AF Guard	Westfield	41	326,865	0	0	0	0	0	373	102.6	979	0	0
Cape Cod AS		AF Active	Sagamore	13	99,462	0	0	0	0	0	101	38.5	56	6	0
Hanscom AFB	R	AF Active	Hanscom AFB	132	3,613,786	0	0	0	0	779	846	1,069.8	1,178	1,586	0
Otis ANGB	R	AF Guard	Otis ANGB, Falmouth	177	1,352,170	0	0	12	101,608	1,366	4,042	739.9	900	164	0
Westover ARB	R	AF Reserve	Westover AFB	113	1,463,852	0	0	0	0	2,515	2,585	703.5	2,358	295	0
** OTHER SITE(S): 6				35	81,529	0	0	0	0	85	162	22.9	188	0	0
Massachusetts Total:				511	6,937,664	0	0	12	101,608	4,745	8,109	2,677.1	5,659	2,051	0
Michigan															
Alpena County Regional Airport		AF Guard	Alpena	102	461,849	0	0	0	0	668	695	250.7	121	0	0
K I Sawyer AFB		AF Active	K I Sawyer AFB	978	2,947,831	0	0	0	0	2,763	3,930	786.0	0	0	0
Selfridge ANGB	R	AF Guard	Mount Clemens	340	2,944,142	0	0	2	9,134	2,571	3,090	1,116.8	2,277	375	0
W K Kellogg Airport	R	AF Guard	Battle Creek	40	397,371	0	0	0	0	0	318	108.8	850	0	0
Wurtsmith AFB		AF Active	Wurtsmith AFB	146	1,191,832	0	0	0	0	634	634	624.4	0	2	0
** OTHER SITE(S): 3				4	14,064	0	0	0	0	72	72	8.0	0	0	0
Michigan Total:				1,610	7,957,089	0	0	2	9,134	6,708	8,739	2,894.6	3,248	377	0
Minnesota															
Duluth IAP	R	AF Guard	Duluth	49	457,615	0	0	0	0	0	262	137.6	955	28	0
Minneapolis-St Paul		AF Reserve	Minneapolis	87	1,109,475	0	0	1	1,479	215	246	355.5	2,383	156	0
** OTHER SITE(S): 3				5	22,269	0	0	0	0	33	34	9.1	0	0	0
Minnesota Total:				141	1,589,359	0	0	1	1,479	248	542	502.3	3,338	184	0
Mississippi															
Camp Shelby Range		AF Guard	Hattiesburg	4	14,117	0	0	0	0	196	196	22.5	0	0	0
Columbus AFB	R	AF Active	Columbus AFB	479	2,513,744	0	0	0	0	4,408	4,931	741.4	945	450	0
Columbus Auxiliary Airfield		AF Active	Shuqualak	5	11,370	0	0	0	0	914	1,080	29.7	0	0	0
Gulfport-Biloxi Regional Airport (ANG)		AF Guard	Gulfport	62	487,558	1	47,600	0	0	232	267	134.5	356	0	0

* Sites having assets that are Federally funded (e.g., owned, lease, licence, permit) and State-owned interest.

** US Locations that do not meet criteria of at least ten (10) Acres AND at least \$10M PRV. US Territories and Non-US Locations that do not meet criteria of at least ten (10) Acres OR at least \$10M PRV.

DEPARTMENT OF DEFENSE - Air Force

Base Structure Report - As of 30 Sept 2007

SITE	BRAC 2005	COMPONENT	NAME NEAREST CITY	BUILDINGS						ACRES OWNED	TOTAL ACRES	PRV (\$M)	MIL	CIV	OTHER
				OWNED		LEASED		OTHER							
				COUNT	SQFT	COUNT	SQFT	COUNT	SQFT						
Jackson IAP, Thompson Field	R	AF Guard	Flowood	30	398,688	2	160,204	0	0	139	139	142.4	1,159	0	0
Keesler AFB	R	AF Active	Keesler AFB	517	7,775,376	0	0	0	0	1,494	1,611	1,834.7	4,611	1,503	0
Key Field	R	AF Guard	Meridian	36	393,309	0	0	0	0	0	121	126.3	1,007	8	0
** OTHER SITE(S): 5				10	8,532	0	0	0	0	217	2,094	10.2	0	0	0
Mississippi Total:				1,143	11,602,694	3	207,804	0	0	7,600	10,439	3,041.7	8,078	1,961	0
Missouri															
Jefferson Barracks ANG	R	AF Guard	St. Louis	1	323	31	384,995	0	0	0	135	84.1	206	0	0
Lambert-St Louis	R	AF Guard	St. Ann	39	383,886	0	0	0	0	25	49	112.1	1,122	1	0
Rosecrans MAP (139AG)	R	AF Guard	St. Joseph	45	345,746	0	0	0	0	54	183	107.9	1,032	8	0
St Louis AFS		AF Active	St. Louis	13	737,465	0	0	0	0	25	25	180.5	7	0	0
St Louis AFS Storage Annex		AF Active	St. Louis	7	575,149	0	0	0	0	39	40	100.7	0	0	0
Whiteman AFB	R	AF Active	Knob Noster	944	4,874,922	0	0	6	14,488	3,869	5,417	1,884.8	4,274	423	0
** OTHER SITE(S): 9				11	26,500	0	0	0	0	14	444	12.2	14	0	0
Missouri Total:				1,060	6,943,991	31	384,995	6	14,488	4,026	6,293	2,482.4	6,655	432	0
Montana															
Great Falls IAP	R	AF Guard	Great Falls	43	398,821	0	0	0	0	0	140	135.9	954	0	0
Malmstrom AFB	R	AF Active	Malmstrom AFB	718	4,604,956	0	0	1	75	3,278	3,716	1,384.6	3,636	516	0
** OTHER SITE(S): 234				268	307,312	2	36	0	0	751	27,009	1,573.3	0	0	0
Montana Total:				1,029	5,311,089	2	36	1	75	4,029	30,865	3,093.8	4,590	516	0
Nebraska															
Lincoln MAP		AF Guard	Lincoln	24	339,937	0	0	0	0	97	114	96.7	872	0	0
Offutt AFB		AF Active	Offutt AFB	208	5,586,321	0	0	0	0	1,908	1,923	1,518.6	6,110	1,821	2
Offutt Communications Annex #2 Globecom		AF Active	Elkhorn	5	28,755	0	0	0	0	372	372	10.2	0	0	0
Offutt FH Annex		AF Active	Offutt AFB	35	416,951	0	0	0	0	783	786	168.9	0	0	0
** OTHER SITE(S): 89				96	159,269	0	0	0	0	2,027	10,378	516.2	0	0	0
Nebraska Total:				368	6,531,233	0	0	0	0	5,187	13,573	2,310.6	6,982	1,821	2
Nevada															
Creech AFB		AF Active	Indian Springs	87	447,287	0	0	0	0	235	2,300	359.4	1,429	66	0
Nellis AFB	R	AF Active	Nellis AFB	588	5,715,729	1	5,100	4	8,572	5,215	14,161	2,701.6	8,070	1,082	39
Nellis Air Force Range		AF Active	Indian Springs	90	132,463	0	0	0	0	2,344,785	3,092,316	285.3	4	0	0
Nellis Water System Annex		AF Active	Las Vegas	2	19,347	0	0	0	0	80	107	21.1	0	0	0
Reno Tahoe IAP	R	AF Guard	Reno	37	373,589	0	0	0	0	64	64	102.8	971	0	0

* Sites having assets that are Federally funded (e.g., owned, lease, licence, permit) and State-owned interest.

** US Locations that do not meet criteria of at least ten (10) Acres AND at least \$10M PRV. US Territories and Non-US Locations that do not meet criteria of at least ten (10) Acres OR at least \$10M PRV.

DEPARTMENT OF DEFENSE - Air Force
Base Structure Report - As of 30 Sept 2007

SITE	BRAC 2005	COMPONENT	NAME NEAREST CITY	BUILDINGS						ACRES OWNED	TOTAL ACRES	PRV (\$M)	MIL	CIV	OTHER
				OWNED		LEASED		OTHER							
				COUNT	SQFT	COUNT	SQFT	COUNT	SQFT						
Tonopah Auxiliary Airfield Annex		AF Active	Tonopah	143	1,648,283	0	0	1	1,500	2,157	2,157	998.7	0	0	0
Tonopah Auxiliary Airfield Annex #2		AF Active	Tonopah	94	790,195	0	0	0	0	109	109	199.4	0	0	0
** OTHER SITE(S): 22				31	77,303	1	20	2	2,958	10,580	26,077	27.2	0	0	0
Nevada Total:				1,072	9,204,196	2	5,120	7	13,030	2,363,225	3,137,291	4,695.7	10,474	1,148	39
<u>New Hampshire</u>															
New Boston AS		AF Active	New Boston	25	127,954	0	0	0	0	2,873	2,873	63.0	10	39	0
Newington Defense Fuel Support Point		AF Active	Portsmouth	4	9,462	0	0	0	0	10	15	36.0	0	0	0
Pease AFB		AF Active	Pease AFB	16	368,344	0	0	0	0	276	276	81.8	927	9	0
Pease ANGB		AF Guard	Pease AFB	56	519,665	0	0	2	834	219	219	176.2	0	1	0
New Hampshire Total:				101	1,025,425	0	0	2	834	3,378	3,383	357.0	937	49	0
<u>New Jersey</u>															
Air Mobility Warfare Center		AF Active	Fort Dix	8	248,279	0	0	0	0	26	31	55.1	0	0	0
Atlantic City IAP	R	AF Guard	Pleasantville	35	355,849	0	0	0	0	0	296	118.8	1,045	0	0
McGuire AFB	R	AF Active	McGuire AFB	276	5,138,456	0	0	1	10,900	3,239	3,660	2,098.2	7,611	785	0
** OTHER SITE(S): 7				27	141,973	0	0	0	0	9,456	9,931	509.5	0	0	0
New Jersey Total:				346	5,884,557	0	0	1	10,900	12,721	13,917	2,781.6	8,656	785	0
<u>New Mexico</u>															
Boles Wells Water System Annex		AF Active	Holloman AFB	2	6,000	0	0	0	0	2,694	7,411	37.0	0	0	0
Cannon AFB	C	AF Active	Cannon AFB	1,108	4,645,602	0	0	1	2,100	3,789	4,542	1,348.7	3,751	776	0
Cannon Meadows Housing Area		AF Active	Portales	0	0	151	249,897	0	0	0	39	26.5	0	0	0
Cannon Place Housing Area		AF Active	Clovis	0	0	202	336,765	0	0	0	40	34.3	0	0	0
Holloman AFB	R	AF Active	Holloman AFB	736	6,733,504	0	0	0	0	10,601	54,055	2,319.6	2,043	795	0
Kirtland AFB	R	AF Active	Kirtland AFB	717	7,233,918	0	0	0	0	25,539	44,072	2,657.6	4,318	1,912	60
Melrose Air Force Range		AF Active	Floyd	12	17,479	0	0	0	0	59,319	87,929	28.3	0	0	0
** OTHER SITE(S): 14				29	225,889	0	0	0	0	6	253	76.1	0	0	0
New Mexico Total:				2,604	18,862,392	353	586,662	1	2,100	101,948	198,341	6,528.1	10,112	3,483	60
<u>New York</u>															
Air Force Plant #59		AF Active	Johnson City	4	637,238	0	0	0	0	29	32	153.3	0	0	0
Francis S. Gabreski Airport		AF Guard	Westhampton Beach	33	372,160	0	0	1	263	89	89	112.7	1,045	0	0
Hancock Field		AF Guard	North Syracuse	54	537,542	0	0	0	0	342	342	192.0	1,214	0	0
Neads Unit, Rome		AF Guard	Rome	4	57,228	0	0	0	0	39	39	16.3	0	0	0
Newport Test Annex #2 Transmitter		AF Active	Newport	4	14,247	0	0	0	0	35	41	11.7	0	0	0
Niagara Falls	R	AF Reserve	Niagara Falls	84	895,856	1	384	0	0	548	985	306.6	1,672	177	0

* Sites having assets that are Federally funded (e.g., owned, lease, licence, permit) and State-owned interest.

** US Locations that do not meet criteria of at least ten (10) Acres AND at least \$10M PRV. US Territories and Non-US Locations that do not meet criteria of at least ten (10) Acres OR at least \$10M PRV.

DEPARTMENT OF DEFENSE - Air Force
Base Structure Report - As of 30 Sept 2007

SITE	BRAC 2005	COMPONENT	NAME NEAREST CITY	BUILDINGS						ACRES OWNED	TOTAL ACRES	PRV (\$M)	MIL	CIV	OTHER
				OWNED		LEASED		OTHER							
				COUNT	SQFT	COUNT	SQFT	COUNT	SQFT						
Plattsburg AFB		AF Active	Plattsburgh	1,391	5,085,567	0	0	0	0	3,394	4,686	1,334.6	0	4	0
Rome Laboratory	R	AF Active	Rome	14	1,409,280	1	25,270	0	0	108	112	313.9	0	0	0
Schenectady MAP (ANG)	R	AF Guard	Schenectady	37	389,300	0	0	0	0	0	122	115.8	1,171	0	0
Stewart IAP		AF Guard	New Windsor	39	848,117	0	0	0	0	0	309	403.9	2,113	0	0
Verona Defense Fuel Support Point		AF Active	Verona	4	3,586	0	0	0	0	35	35	22.1	0	0	0
Verona Test Annex		AF Active	Verona	19	62,139	0	0	0	0	494	495	22.1	0	0	0
** OTHER SITE(S): 10				16	41,130	0	0	0	0	424	8,752	16.2	0	0	0
New York Total:				1,703	10,353,390	2	25,654	1	263	5,537	16,039	3,021.1	7,215	181	0
North Carolina															
Charlotte/Douglas IAP	R	AF Guard	Charlotte	25	351,047	0	0	0	0	99	99	99.6	1,093	0	0
Dare County Range		AF Active	Stumpy Point	13	35,510	0	0	0	0	46,595	46,604	25.6	0	0	0
Fort Fisher Recreation Site		AF Active	Kure Beach	55	128,188	0	0	0	0	39	101	31.2	0	0	0
Pope AFB	R	AF Active	Spring Lake	218	2,456,398	0	0	0	0	213	1,947	918.2	4,238	407	0
Pope AFB Munitions Storage Area		AF Active	Spring Lake	14	48,898	0	0	0	0	173	173	10.8	0	0	0
Seymour Johnson AFB	R	AF Active	Seymour Johnson AFB	1,177	5,141,326	0	0	0	0	3,233	4,107	1,211.3	5,122	411	0
Stanly County Airport		AF Guard	Albemarle	31	93,527	0	0	0	0	0	111	21.9	164	4	0
** OTHER SITE(S): 8				9	48,651	0	0	0	0	3	57	9.9	185	0	0
North Carolina Total:				1,542	8,303,545	0	0	0	0	50,355	53,200	2,328.4	10,802	822	0
North Dakota															
Cavalier AS		AF Active	Mountain	31	410,639	0	0	0	0	278	295	309.3	22	6	0
Defense Fuel Support Point		AF Active	Grand Forks	4	2,853	0	0	0	0	11	28	29.1	0	0	0
Grand Forks AFB	R	AF Active	Grand Forks AFB	832	5,854,331	0	0	0	0	4,830	5,420	1,457.5	2,221	379	0
Hector IAP	R	AF Guard	Fargo	32	391,858	0	0	0	0	0	249	117.7	886	0	0
Minot AFB		AF Active	Minot AFB	1,114	7,484,535	0	0	0	0	4,965	5,634	1,995.8	4,585	608	0
** OTHER SITE(S): 287				385	291,098	0	0	0	0	1,905	31,766	1,128.0	0	0	0
North Dakota Total:				2,398	14,435,314	0	0	0	0	11,990	43,393	5,037.4	7,714	993	0
Ohio															
Blue Ash ANG		AF Guard	Blue Ash	15	51,571	0	0	0	0	12	12	13.6	169	0	0
Camp Perry (ANG)		AF Guard	Camp Perry Natl Guard	19	115,295	0	0	0	0	0	43	20.2	209	0	0
Cincinnati Defense Fuel Support Point		AF Active	Cincinnati	6	3,963	0	0	0	0	64	67	45.1	0	0	0
Mansfield Lahm MAP	R	AF Guard	Mansfield	17	178,798	11	104,181	0	0	0	227	77.5	996	0	0
Rickenbacker IAP (ANG)	R	AF Guard	Lockbourne	29	510,564	0	0	0	0	1,089	1,089	257.0	1,181	1	0
Springfield Beckley MAP	R	AF Guard	Springfield	33	376,884	0	0	0	0	131	131	106.9	864	12	0

* Sites having assets that are Federally funded (e.g., owned, lease, licence, permit) and State-owned interest.

** US Locations that do not meet criteria of at least ten (10) Acres AND at least \$10M PRV. US Territories and Non-US Locations that do not meet criteria of at least ten (10) Acres OR at least \$10M PRV.

DEPARTMENT OF DEFENSE - Air Force

Base Structure Report - As of 30 Sept 2007

SITE	BRAC 2005	COMPONENT	NAME NEAREST CITY	BUILDINGS						ACRES OWNED	TOTAL ACRES	PRV (\$M)	MIL	CIV	OTHER
				OWNED		LEASED		OTHER							
				COUNT	SQFT	COUNT	SQFT	COUNT	SQFT						
Toledo/Exp Airport	R	AF Guard	Swanton	38	368,339	0	0	0	0	135	135	94.6	1,015	0	0
Wright-Patterson AFB	R	AF Active	Wright-Patterson AFB	772	16,340,036	0	0	0	0	7,629	8,145	4,015.2	6,169	9,935	0
Youngstown Joint ARS		AF Reserve	Vienna	62	617,075	0	0	0	0	230	659	179.9	1,406	175	0
** OTHER SITE(S): 4				6	29,384	1	1,064	3	6,000	5	435	10.8	112	0	0
Ohio Total:				997	18,591,909	12	105,245	3	6,000	9,295	10,943	4,820.8	12,121	10,123	0
Oklahoma															
Altus AFB	R	AF Active	Altus AFB	1,009	4,102,999	0	0	0	0	4,087	7,054	1,336.3	1,404	1,196	0
Kegelman Air Force Auxiliary Field		AF Active	Jet	7	9,457	0	0	0	0	1,066	1,285	56.4	0	0	0
Tinker AFB	R	AF Active	Tinker AFB	694	15,740,755	0	0	0	0	3,947	4,881	3,689.1	6,706	13,136	0
Tinker Support Annex		AF Active	Tinker AFB	26	169,366	0	0	0	0	88	129	42.9	0	0	0
Tulsa IAP	R	AF Guard	Tulsa	41	369,463	0	0	0	0	80	80	104.4	1,181	0	0
Vance AFB	R	AF Active	Vance AFB	463	1,727,395	0	0	0	0	2,122	3,402	563.8	768	162	0
Will Rogers World Airport	R	AF Guard	Oklahoma City	27	362,919	0	0	0	0	133	133	99.4	1,126	47	0
** OTHER SITE(S): 7				10	11,259	1	4	0	0	657	670	5.2	0	0	0
Oklahoma Total:				2,277	22,493,612	1	4	0	0	12,180	17,634	5,897.4	11,185	14,541	0
Oregon															
Christmas Valley Radar Site		AF Active	Christmas Valley	4	45,846	0	0	0	0	0	2,656	26.0	0	0	0
Klamath Falls Airport-Kingsley Field (ANG)		AF Guard	Klamath Falls	67	453,353	1	500	0	0	21	1,181	139.9	849	8	0
Portland IAP	R	AF Guard	Portland	66	723,510	0	0	0	0	0	246	255.7	1,181	17	0
** OTHER SITE(S): 2				9	58,837	0	0	0	0	0	190	14.3	0	0	0
Oregon Total:				146	1,281,546	1	500	0	0	21	4,273	435.9	2,030	25	0
Pennsylvania															
Fort Indiantown Gap AGS		AF Guard	Annville	59	188,381	1	452	0	0	0	190	42.1	602	0	0
Harrisburg IAP (ANG)		AF Guard	Harrisburg	33	293,409	1	15,077	0	0	0	42	80.8	1,007	7	0
Pittsburgh IAP (ANG)		AF Guard	Coraopolis	31	403,910	0	0	0	0	179	179	153.4	1,178	0	0
Pittsburgh IAP (ARS)	R	AF Reserve	Moon Township	2	10,520	53	514,615	0	0	12	181	164.7	1,195	120	0
State College AGS		AF Guard	State College	5	44,221	0	0	0	0	0	29	11.4	128	0	0
Willow Grove JRB		AF Guard	Hatboro	53	636,490	0	0	0	0	162	170	225.1	1,093	0	0
** OTHER SITE(S): 3				3	33,396	0	0	0	0	7	342	8.1	0	0	0
Pennsylvania Total:				186	1,610,327	55	530,144	0	0	360	1,134	685.7	5,203	127	0
Puerto Rico															
Lajas Radar Site (TARS #16)		AF Active	Lajas	7	10,064	0	0	0	0	0	23	11.8	0	0	0

* Sites having assets that are Federally funded (e.g., owned, lease, licence, permit) and State-owned interest.

** US Locations that do not meet criteria of at least ten (10) Acres AND at least \$10M PRV. US Territories and Non-US Locations that do not meet criteria of at least ten (10) Acres OR at least \$10M PRV.

DEPARTMENT OF DEFENSE - Air Force

Base Structure Report - As of 30 Sept 2007

SITE	BRAC 2005	COMPONENT	NAME NEAREST CITY	BUILDINGS						ACRES OWNED	TOTAL ACRES	PRV (\$M)	MIL	CIV	OTHER
				OWNED		LEASED		OTHER							
				COUNT	SQFT	COUNT	SQFT	COUNT	SQFT						
Luis Munoz Marin IAP		AF Guard	San Juan	40	351,513	0	0	0	0	95	95	149.0	863	0	0
Punta Borinquen Radar Site		AF Guard	Aguadilla	10	53,235	0	0	0	0	6	6	13.9	0	0	0
Punta Salinas Radar Site		AF Guard	Catano	17	52,202	0	0	0	0	30	30	20.6	80	0	0
Ramey AF Solar Observatory Research Site		AF Active	Isabela	6	6,196	0	0	0	0	74	81	2.3	0	0	0
Puerto Rico Total:				80	473,210	0	0	0	0	206	236	197.5	943	0	0
Rhode Island															
Coventry ANGS		AF Guard	Coventry	12	54,439	0	0	0	0	18	18	13.9	0	0	0
North Smithfield ANGS		AF Guard	Slatersville	8	63,810	0	0	0	0	24	34	15.6	185	0	0
Quonset State Airport	R	AF Guard	North Kingstown	31	446,324	0	0	1	1,762	0	103	146.7	826	0	0
Rhode Island Total:				51	564,573	0	0	1	1,762	42	155	176.1	1,011	0	0
South Carolina															
Charleston AFB	R	AF Active	Charleston AFB	625	4,004,664	0	0	0	0	3,106	3,864	1,129.6	5,658	728	0
Charleston Defense Fuel Support Point		AF Active	Hanahan	0	0	0	0	6	3,623	44	56	57.3	0	0	0
Hunley Park Military FH		AF Active	North Charleston	131	381,080	0	0	0	0	271	271	50.9	0	0	0
McEntire Joint NGB	R	AF Guard	Eastover	86	722,537	0	0	0	0	2,344	2,473	246.6	1,394	4	0
Myrtle Beach AFB		AF Active	Myrtle Beach AFB	91	478,069	0	0	0	0	2,112	2,112	187.7	0	0	0
North Air Force Auxiliary Field		AF Active	North	5	29,195	0	0	0	0	2,277	2,393	55.2	0	15	0
Shaw AFB	R	AF Active	Shaw AFB	1,070	5,248,373	0	0	0	0	3,264	3,360	1,088.9	4,606	576	1
** OTHER SITE(S): 13				60	72,425	0	0	0	0	12,576	12,658	16.0	0	0	0
South Carolina Total:				2,068	10,936,343	0	0	6	3,623	25,995	27,187	2,832.2	11,658	1,323	1
South Dakota															
Dakota Ridge FH Annex		AF Active	Rapid City	0	0	200	420,679	1	2,135	0	50	43.2	0	0	0
Ellsworth AFB		AF Active	Ellsworth AFB	860	6,878,879	0	0	0	0	5,409	6,233	2,066.3	3,207	533	0
Joe Foss Field	R	AF Guard	Sioux Falls	36	415,080	0	0	0	0	0	217	122.7	1,044	0	0
** OTHER SITE(S): 22				7	3,751	0	0	0	0	2,628	4,097	40.3	0	0	0
South Dakota Total:				903	7,297,710	200	420,679	1	2,135	8,037	10,597	2,272.5	4,251	533	0
Tennessee															
Arnold AS		AF Active	Arnold AFS	314	2,777,360	0	0	1	176	39,080	39,081	6,978.0	58	194	0
McGhee Tyson Airport	R	AF Guard	Knoxville	75	759,693	0	0	0	0	346	346	218.4	1,114	15	0
Memphis IAP		AF Guard	Memphis	32	384,675	0	0	0	0	0	221	108.6	1,005	0	0
Nashville IAP	R	AF Guard	Nashville	36	433,560	0	0	0	0	88	90	147.5	1,093	0	0
** OTHER SITE(S): 2				8	31,698	0	0	0	0	22	22	7.7	264	0	0

* Sites having assets that are Federally funded (e.g., owned, lease, licence, permit) and State-owned interest.

** US Locations that do not meet criteria of at least ten (10) Acres AND at least \$10M PRV. US Territories and Non-US Locations that do not meet criteria of at least ten (10) Acres OR at least \$10M PRV.

DEPARTMENT OF DEFENSE - Air Force
Base Structure Report - As of 30 Sept 2007

SITE	BRAC 2005	COMPONENT	NAME NEAREST CITY	BUILDINGS						ACRES OWNED	TOTAL ACRES	PRV (\$M)	MIL	CIV	OTHER
				OWNED		LEASED		OTHER							
				COUNT	SQFT	COUNT	SQFT	COUNT	SQFT						
Tennessee Total:				465	4,386,986	0	0	1	176	39,535	39,759	7,460.2	3,534	209	0
Texas															
Air Force Plant 4		AF Active	Fort Worth	73	5,559,962	0	0	0	0	636	727	1,252.4	10	5	0
Brooks AFB	C	AF Active	Brooks AFB	0	0	127	1,759,782	0	0	0	280	377.6	807	1,294	0
Camp Bullis Training Annex		AF Active	San Antonio	14	122,954	0	0	2	4,605	0	47	31.7	45	0	0
Carswell AFB		AF Active	Carswell AFB	21	38,619	0	0	3	3,632	1,949	2,299	10.1	897	4	0
Dyess AFB	R	AF Active	Dyess AFB	506	4,047,495	0	0	0	0	5,304	6,342	1,410.8	4,918	391	0
Eldorado AFS		AF Active	El Dorado AFS	6	114,357	0	0	0	0	119	129	29.7	0	0	0
Ellington Field	R	AF Guard	Ellington Field	55	531,693	0	0	0	0	213	213	127.1	930	0	0
Goodfellow AFB		AF Active	Goodfellow AFB	204	2,422,378	0	0	0	0	1,116	1,119	552.6	1,308	585	0
Goodfellow AFB - 801 Leased Housing Annex		AF Active	San Angelo	0	0	90	276,810	0	0	0	40	24.1	0	0	0
Hensley Field AGS		AF Guard	Dallas	0	0	7	62,907	0	0	23	23	11.7	0	0	0
Hondo MAP		AF Active	Hondo	9	2,914	1	33,800	0	0	0	867	113.8	0	0	0
Kelly AFB		AF Active	Kelly AFB	229	9,315,803	90	1,973,664	0	0	1,608	1,614	1,872.0	76	70	1
Kelly Field Annex		AF Active	San Antonio	140	2,238,241	0	0	0	0	2,134	2,789	763.2	763	0	0
Lackland AFB	R	AF Active	Lackland AFB	787	10,485,592	0	0	0	0	2,712	2,719	2,230.2	11,701	4,508	0
Lackland Training Annex		AF Active	San Antonio	322	1,711,715	0	0	0	0	4,017	4,017	425.2	2	0	0
Laughlin AFB	R	AF Active	Laughlin AFB	504	2,650,164	0	0	0	0	4,101	4,524	826.7	956	961	0
Laughlin AFB Aux 1		AF Active	Spofford	8	4,498	0	0	0	0	402	724	21.2	0	0	0
Randolph AFB	R	AF Active	Randolph AFB	615	5,008,008	0	0	0	0	2,893	3,129	1,251.6	2,910	5,804	0
Seguin Air Force Auxiliary Field		AF Active	Seguin	5	3,962	0	0	0	0	961	961	61.4	0	0	0
Sheppard AFB	R	AF Active	Sheppard AFB	354	8,168,171	0	0	0	0	4,640	5,719	2,153.5	2,603	1,304	0
** OTHER SITE(S): 38				231	1,207,357	7	19,061	3	71,128	535	1,861	288.1	2,020	169	0
Texas Total:				4,083	53,633,883	322	4,126,024	8	79,365	33,363	40,143	13,834.7	29,946	15,095	1
Utah															
Hill AFB	R	AF Active	Hill AFB	770	12,492,269	0	0	0	0	517	6,994	3,732.2	5,234	10,451	0
Little Mountain Test Annex		AF Active	Ogden	18	120,913	0	0	0	0	731	740	53.5	0	0	0
Salt Lake City IAP		AF Guard	Salt Lake City	51	453,506	0	0	0	0	0	135	131.8	1,330	1	0
Utah Test and Training Range South UT		AF Active	Wendover	33	27,350	0	0	0	0	555,782	572,769	27.8	0	0	0
UTTR - North		AF Active	Grouse Creek	80	410,811	0	0	0	0	348,767	366,874	177.3	0	0	0
** OTHER SITE(S): 66				25	22,415	0	0	0	0	52	299	10.5	0	5	0
Utah Total:				977	13,527,264	0	0	0	0	905,849	947,811	4,132.9	6,564	10,457	0

* Sites having assets that are Federally funded (e.g., owned, lease, licence, permit) and State-owned interest.

** US Locations that do not meet criteria of at least ten (10) Acres AND at least \$10M PRV. US Territories and Non-US Locations that do not meet criteria of at least ten (10) Acres OR at least \$10M PRV.

DEPARTMENT OF DEFENSE - Air Force
Base Structure Report - As of 30 Sept 2007

SITE	BRAC 2005	COMPONENT	NAME NEAREST CITY	BUILDINGS						ACRES OWNED	TOTAL ACRES	PRV (\$M)	MIL	CIV	OTHER
				OWNED		LEASED		OTHER							
				COUNT	SQFT	COUNT	SQFT	COUNT	SQFT						
<u>Vermont</u>															
Burlington IAP	R	AF Guard	South Burlington	40	421,971	0	0	0	0	0	230	145.2	1,033	0	0
Vermont Total:				40	421,971	0	0	0	0	0	230	145.2	1,033	0	0
<u>Virgin Islands</u>															
** OTHER SITE(S): 1				4	16,332	0	0	0	0	9	9	3.0	0	0	0
Virgin Islands Total:				4	16,332	0	0	0	0	9	9	3.0	0	0	0
<u>Virginia</u>															
Byrd Field	R	AF Guard	Sandston	62	292,287	0	0	0	0	0	143	90.2	842	0	0
Camp Pendleton (ANG)		AF Guard	Virginia Beach	8	85,528	0	0	0	0	0	60	16.5	202	0	0
Langley AFB	R	AF Active	Langley AFB	450	5,493,135	6	67,307	0	0	1,944	1,944	1,601.3	8,233	1,999	15
Langley FH Annex		AF Active	Poquoson	297	816,033	0	0	155	1,092,593	302	302	239.8	0	0	0
** OTHER SITE(S): 1				0	0	1	500	0	0	0	0	0.1	0	0	0
Virginia Total:				817	6,686,983	7	67,807	155	1,092,593	2,246	2,449	1,947.9	9,277	1,999	15
<u>Wake Islands</u>															
Wake Island Airfield		AF Active	Wake Island	118	469,625	0	0	0	0	0	2,600	356.8	1	0	0
Wake Islands Total:				118	469,625	0	0	0	0	0	2,600	356.8	1	0	0
<u>Washington</u>															
Camp Murray AGS		AF Guard	Tacoma	24	191,749	0	0	0	0	0	43	47.7	14	0	0
Fairchild AFB	R	AF Active	Fairchild AFB	1,217	5,886,805	0	0	1	2,888	4,223	5,823	1,816.3	3,429	550	0
Four Lakes Communications Station (ANG)		AF Guard	Cheney	17	68,434	0	0	0	0	63	156	18.6	104	0	0
Grant Training Annex		AF Active	Moses Lake	0	0	1	38,366	0	0	0	35	33.4	0	0	0
McChord AFB	R	AF Active	Tacoma	876	5,724,287	0	0	0	0	1,496	4,661	1,782.4	5,922	749	0
Mukilteo Defense Fuel Support Point		AF Active	Mukilteo	12	24,404	0	0	0	0	21	21	50.5	0	0	0
Paine Field ANGS		AF Guard	Everett	10	48,899	0	0	0	0	15	15	12.1	119	0	0
Spokane FH Annex		AF Active	Spokane	131	305,972	0	0	1	1,625	80	89	44.1	0	0	0
White Bluff Site #1		AF Active	Airway Heights	12	73,043	0	0	0	0	52	52	29.5	0	0	0
** OTHER SITE(S): 17				67	228,298	1	555	0	0	179	495,638	67.3	277	0	0
Washington Total:				2,366	12,551,891	2	38,921	2	4,513	6,128	506,533	3,901.9	9,865	1,299	0
<u>West Virginia</u>															
EWVRA Shepherd Field		AF Guard	Martinsburg	31	360,012	0	0	3	184,488	0	342	182.9	1,217	0	0

* Sites having assets that are Federally funded (e.g., owned, lease, licence, permit) and State-owned interest.

** US Locations that do not meet criteria of at least ten (10) Acres AND at least \$10M PRV. US Territories and Non-US Locations that do not meet criteria of at least ten (10) Acres OR at least \$10M PRV.

DEPARTMENT OF DEFENSE - Air Force
Base Structure Report - As of 30 Sept 2007

SITE	BRAC 2005	COMPONENT	NAME NEAREST CITY	BUILDINGS						ACRES OWNED	TOTAL ACRES	PRV (\$M)	MIL	CIV	OTHER
				OWNED		LEASED		OTHER							
				COUNT	SQFT	COUNT	SQFT	COUNT	SQFT						
Yeager Airport	R	AF Guard	Charleston	1	21,700	29	314,694	0	0	0	269	91.5	876	0	0
** OTHER SITE(S): 1				0	0	1	4,575	0	0	0	1	1.4	0	0	0
West Virginia Total:				32	381,712	30	319,269	3	184,488	0	612	275.8	2,093	0	0
Wisconsin															
Gen B Mitchell	C	AF Reserve	Milwaukee	76	422,072	0	0	0	0	102	103	137.8	0	0	0
Gen Mitchell IAP	R	AF Guard	Bay View	23	289,001	0	0	0	0	0	79	102.1	823	0	0
Hardwood Weapons Range (ANG)		AF Guard	Mather	5	10,929	0	0	0	0	0	7,865	10.8	0	0	0
Truax ANGB	R	AF Guard	Madison	49	741,291	0	0	0	0	0	149	206.1	1,014	0	0
Volk ANGB		AF Guard	Camp Douglas	134	601,039	0	0	0	0	0	2,385	264.2	279	3	0
** OTHER SITE(S): 2				0	0	0	0	0	0	1	31	0.0	0	0	0
Wisconsin Total:				287	2,064,332	0	0	0	0	103	10,612	721.0	2,116	3	0
Wyoming															
Cheyenne Regional Apt	R	AF Guard	Cheyenne	31	368,061	0	0	1	8,249	0	87	111.7	1,136	10	0
F E Warren AFB		AF Active	Warren AFB	712	4,778,956	0	0	0	0	5,867	5,867	1,129.9	2,805	497	0
** OTHER SITE(S): 82				87	112,212	0	0	0	0	950	15,724	491.1	0	2	0
Wyoming Total:				830	5,259,229	0	0	1	8,249	6,817	21,678	1,732.8	3,941	509	0
US/US Territories Total:				63,687	522,931,874	1,693	10,980,137	630	4,324,152	6,035,807	9,507,376	189,851.9	390,975	120,321	1,573

* Sites having assets that are Federally funded (e.g., owned, lease, licence, permit) and State-owned interest.

** US Locations that do not meet criteria of at least ten (10) Acres AND at least \$10M PRV. US Territories and Non-US Locations that do not meet criteria of at least ten (10) Acres OR at least \$10M PRV.

DEPARTMENT OF DEFENSE - Air Force
Base Structure Report - As of 30 Sept 2007

SITE	BRAC 2005	COMPONENT	NAME NEAREST CITY	BUILDINGS						ACRES OWNED	TOTAL ACRES	PRV (\$M)	MIL	CIV	OTHER
				OWNED		LEASED		OTHER							
				COUNT	SQFT	COUNT	SQFT	COUNT	SQFT						
Antigua															
Antigua AS		AF Active	Barnes Hill	36	131,674	0	0	1	2,541	0	164	108.9	2	0	0
Antigua Total:				36	131,674	0	0	1	2,541	0	164	108.9	2	0	0
Aruba															
** OTHER SITE(S): 1				1	2,071	0	0	1	3,200	0	0	0.0	2	0	0
Aruba Total:				1	2,071	0	0	1	3,200	0	0	0.0	2	0	0
Australia															
** OTHER SITE(S): 3				43	35,673	0	0	0	0	0	6	9.2	0	0	0
Australia Total:				43	35,673	0	0	0	0	0	6	9.2	0	0	0
Belgium															
Florennes AB		AF Active	Florennes	9	154,045	0	0	1	8,000	0	0	40.6	6	0	0
Kleine Brogel AB		AF Active	Kleine-Brogel	10	22,045	0	0	5	18,511	0	1	12.0	136	0	1
** OTHER SITE(S): 6				7	5,277	0	0	0	0	0	2	4.5	0	0	0
Belgium Total:				26	181,367	0	0	6	26,511	0	3	57.2	142	0	1
Colombia															
** OTHER SITE(S): 6				45	37,790	0	0	0	0	0	13	19.6	7	1	0
Colombia Total:				45	37,790	0	0	0	0	0	13	19.6	7	1	0
Denmark															
Karup AB		AF Active	Karup	0	0	0	0	29	72,409	0	0	108.9	0	0	0
** OTHER SITE(S): 1				0	0	4	7,425	0	0	0	0	0.7	0	0	0
Denmark Total:				0	0	4	7,425	29	72,409	0	0	109.7	0	0	0
Ecuador															
Davis-Monthan AFB (Manta)		AF Active	Manta	27	193,202	0	0	0	0	0	102	176.1	13	0	0
Ecuador Total:				27	193,202	0	0	0	0	0	102	176.1	13	0	0
Germany															
Bann Communications Station #2		AF Active	Landstuhl	5	17,999	0	0	1	615	0	51	9.4	2	5	1

* Sites having assets that are Federally funded (e.g., owned, lease, licence, permit) and State-owned interest.

** US Locations that do not meet criteria of at least ten (10) Acres AND at least \$10M PRV. US Territories and Non-US Locations that do not meet criteria of at least ten (10) Acres OR at least \$10M PRV.

DEPARTMENT OF DEFENSE - Air Force

Base Structure Report - As of 30 Sept 2007

SITE	BRAC 2005	COMPONENT	NAME NEAREST CITY	BUILDINGS						ACRES OWNED	TOTAL ACRES	PRV (\$M)	MIL	CIV	OTHER
				OWNED		LEASED		OTHER							
				COUNT	SQFT	COUNT	SQFT	COUNT	SQFT						
Binsfeld FH Annex		AF Active	Spangdahlem AB	0	0	77	182,015	0	0	0	11	20.5	0	0	0
Bitburg FH Annex		AF Active	Bitburg AB	19	319,910	0	0	62	2,248,503	0	156	420.2	0	0	0
Bitburg Storage Annex #2		AF Active	Bitburg AB	11	31,804	0	0	17	415,725	0	27	102.0	0	0	0
Buechel AB		AF Active	Buechel	3	5,199	0	0	7	38,502	0	0	16.0	136	0	1
Einsiedlerhof Maintenance Annex		AF Active	Einsiedlerhof	2	9,773	0	0	4	105,302	0	14	31.2	0	0	0
Einsiedlerhof Storage Annex		AF Active	Einsiedlerhof	9	96,575	0	0	15	284,718	0	28	76.3	48	25	0
Einsiedlerkoepfe Training Annex		AF Active	Kaiserlautern	3	5,232	0	0	1	9,630	0	311	7.4	0	0	0
Geilenkirchen AB		AF Active	Geilenkirchen	8	34,865	1	4,924	14	120,921	0	0	40.5	535	26	11
Hochspeyer Ammo Storage Annex		AF Active	Landstuhl	30	56,384	0	0	5	14,443	0	88	36.1	0	0	0
Husterhoeh Communication Site		AF Active	Pirmasens	2	1,200	0	0	5	16,617	0	185	6.6	0	0	0
Kaiserslautern FH Annex #3		AF Active	Kaiserslautern	0	0	0	0	28	195,020	0	12	28.6	0	0	0
Kaiserslautern Water System Annex		AF Active	Kaiserslautern	1	182	0	0	2	7,448	0	4	10.4	0	0	0
Kapaun Administration Annex		AF Active	Kaiserslautern	21	99,546	0	0	35	514,047	0	114	190.9	136	8	4
Landstuhl FH Annex O3		AF Active	Landstuhl	11	44,606	0	0	26	690,967	0	52	134.9	0	0	0
Landstuhl Maintenance Site		AF Active	Ramstein	34	123,705	0	0	6	25,531	0	25	36.0	0	0	0
Landstuhl Maintenance Site #2		AF Active	Spesbach	8	32,419	0	0	5	15,142	0	7	17.9	0	0	0
Langerkopf Rad Rel Site		AF Active	Leimen	5	38,394	0	0	4	8,614	0	7	16.9	0	0	0
Oberweis Annex		AF Active	Spangdahlem AB	12	9,913	0	0	34	128,124	0	108	48.0	0	0	0
Pruem AS		AF Active	Spangdahlem AB	16	39,221	0	0	4	30,985	0	50	30.2	0	0	0
Ramstein AB		AF Active	Landstuhl	323	3,313,421	0	0	361	6,824,390	0	3,102	3,297.7	8,135	813	1,628
Ramstein Storage Annex		AF Active	Kaiserslautern	4	177,729	0	0	2	46,518	0	85	78.6	0	0	0
Sembach Admin Annex (Wing HQ)	R	AF Active	Landstuhl	34	556,479	0	0	79	1,771,505	0	279	546.5	483	82	37
Siegenburg Air Range		AF Active	Spangdahlem AB	3	2,730	0	0	5	7,706	0	681	5.6	0	1	8
Spangdahlem AB		AF Active	Spangdahlem AB	185	1,424,060	0	0	215	2,335,870	0	1,619	1,743.6	4,077	201	461
Spangdahlem Waste Annex		AF Active	Spangdahlem AB	2	2,586	0	0	2	4,105	0	3	37.0	0	0	0
Speicher FH Annex		AF Active	Spangdahlem AB	0	0	102	234,681	0	0	0	12	26.8	0	0	0
Vogelweh FH Annex		AF Active	Kaiserslautern	88	551,422	0	0	161	3,753,585	0	634	778.3	0	0	0
** OTHER SITE(S): 21				20	66,035	2	2,766	16	71,614	0	58	55.7	184	20	34
Germany Total:				859	7,061,389	182	424,386	1,116	19,686,146	0	7,723	7,849.6	13,736	1,181	2,185
Greece															
** OTHER SITE(S): 1				0	0	1	2,454	0	0	0	0	0.4	0	0	0
Greece Total:				0	0	1	2,454	0	0	0	0	0.4	0	0	0
Greenland															
Thule AB		AF Active	Thule	242	2,523,680	0	0	0	0	0	233,034	1,015.5	133	2	0

* Sites having assets that are Federally funded (e.g., owned, lease, licence, permit) and State-owned interest.

** US Locations that do not meet criteria of at least ten (10) Acres AND at least \$10M PRV. US Territories and Non-US Locations that do not meet criteria of at least ten (10) Acres OR at least \$10M PRV.

DEPARTMENT OF DEFENSE - Air Force
Base Structure Report - As of 30 Sept 2007

SITE	BRAC 2005	COMPONENT	NAME NEAREST CITY	BUILDINGS						ACRES OWNED	TOTAL ACRES	PRV (\$M)	MIL	CIV	OTHER	
				OWNED		LEASED		OTHER								
				COUNT	SQFT	COUNT	SQFT	COUNT	SQFT							
Greenland Total:				242	2,523,680	0	0	0	0	0	233,034	1,015.5	133	2	0	
Italy																
Aviano AB		AF Active	Aviano AB	94	687,233	0	0	88	1,457,554	0	1,207	738.2	3,504	196	388	
Aviano Ammunition Storage Annex		AF Active	Aviano AB	3	6,415	0	0	34	96,655	0	47	26.7	0	0	0	
Aviano Bachelor Housing Annex #1		AF Active	Aviano AB	17	255,539	2	46,140	7	345,448	0	39	136.7	0	0	0	
Aviano Bachelor Housing Annex #2		AF Active	Aviano AB	6	217,020	0	0	9	82,950	0	13	59.6	0	0	0	
Aviano FH Annex #5		AF Active	Aviano AB	0	0	149	310,265	5	8,408	0	0	26.7	0	0	0	
Aviano Maintenance Annex		AF Active	Aviano AB	6	4,785	0	0	9	111,928	0	8	19.6	0	0	0	
Aviano Storage Annex		AF Active	Aviano AB	0	0	4	143,931	0	0	0	6	14.0	0	0	0	
Fontanafredda FH Site		AF Active	Aviano AB	0	0	54	292,552	1	1,668	0	1	34.2	0	0	0	
Ghedi Radio Relay Site		AF Active	Ghedi	13	38,022	0	0	3	19,031	0	1	16.0	137	0	3	
Maniago FH Site		AF Active	Aviano AB	0	0	19	168,008	0	0	0	1	19.5	0	0	0	
Pordenone FH Site		AF Active	Aviano AB	0	0	12	141,646	0	0	0	1	16.4	0	0	0	
Roveredo Storage Annex		AF Active	Aviano AB	0	0	16	96,027	0	0	0	3	11.2	0	0	0	
San Vito Dei Normanni AS		AF Active	Brindisi	2	3,980	0	0	0	0	0	25	3.2	0	0	0	
Sedrano FH Site		AF Active	Aviano AB	0	0	10	88,816	0	0	0	1	10.3	0	0	0	
** OTHER SITE(S): 18				23	34,098	27	215,277	9	52,521	0	41	53.1	0	0	0	
Italy Total:				164	1,247,092	293	1,502,662	165	2,176,163	0	1,394	1,185.1	3,641	196	391	
Japan																
Camp Courtney FH Annex		AF Active	Camp Courtney	0	0	0	0	80	1,127,749	0	65	155.8	0	0	0	
Camp Kuwae FH Annex		AF Active	Koza	0	0	0	0	158	577,533	0	70	81.0	0	0	0	
Camp McTureous FH Annex		AF Active	Koza	0	0	0	0	81	680,244	0	64	92.9	0	0	0	
Camp Shields FH Annex		AF Active	Camp Shields	0	0	0	0	94	485,106	0	89	101.3	0	0	0	
Camp Zukeran FH Annex		AF Active	Camp Zukeran	0	0	0	0	1,001	2,962,600	0	453	385.9	0	0	0	
Chitose Administration Annex		AF Active	Chitose	14	63,941	0	0	0	0	0	1,067	29.4	0	0	0	
Draughon Training Range		AF Active	Misawa AFB	5	5,047	0	0	7	13,709	0	1,889	15.3	0	0	0	
Idesuna Jima Air Range		AF Active	Nara	0	0	0	0	0	0	0	61	0.0	0	0	0	
Itazuke Auxiliary Airfield		AF Active	Fukuoka	0	0	0	0	1	76,270	0	6	31.8	0	0	0	
Kadena AB		AF Active	Koza	1,487	5,321,254	0	0	746	7,693,577	0	4,919	4,346.3	7,554	537	1,949	
Kadena Ammo Storage Annex		AF Active	Kadena Air Base Okinawa	361	1,782,199	0	0	84	586,749	0	6,077	867.5	0	0	0	
Makiminato Service Annex		AF Active	Urazoe, Okinawa	0	0	0	0	44	2,279,383	0	135	316.4	0	0	0	
Misawa AB		AF Active	Misawa AFB	239	1,282,733	0	0	587	7,724,286	0	3,865	4,143.6	3,185	165	790	
Momote Annex		AF Active	Yokota AFB	0	0	0	0	3	2,976	0	30	2.9	0	0	0	
Okuma Recreation Annex		AF Active	Okuma Okinawa	44	65,964	0	0	2	14,068	0	135	44.8	9	0	30	
Owada Communications Station		AF Active	Owada	0	0	0	0	1	21,152	0	328	15.8	0	0	0	

* Sites having assets that are Federally funded (e.g., owned, lease, licence, permit) and State-owned interest.

** US Locations that do not meet criteria of at least ten (10) Acres AND at least \$10M PRV. US Territories and Non-US Locations that do not meet criteria of at least ten (10) Acres OR at least \$10M PRV.

DEPARTMENT OF DEFENSE - Air Force

Base Structure Report - As of 30 Sept 2007

SITE	BRAC 2005	COMPONENT	NAME NEAREST CITY	BUILDINGS						ACRES OWNED	TOTAL ACRES	PRV (\$M)	MIL	CIV	OTHER
				OWNED		LEASED		OTHER							
				COUNT	SQFT	COUNT	SQFT	COUNT	SQFT						
Tama Service Annex		AF Active	Tana	21	14,309	0	0	39	103,178	0	483	62.0	0	0	0
Tokorozawa Transmitter Site		AF Active	Yokota AFB	7	59,913	0	0	0	0	0	320	89.7	0	0	0
Tori Shima Air Range		AF Active	Nara	0	0	0	0	0	0	0	10	0.0	0	0	0
Yokota AB		AF Active	Yokota AFB	142	685,749	0	0	625	9,399,238	0	1,750	2,574.1	3,011	249	1,292
** OTHER SITE(S): 22				11	10,587	0	0	32	81,988	0	32	39.3	27	0	7
Japan Total:				2,331	9,291,696	0	0	3,585	33,829,806	0	21,847	13,395.9	13,786	951	4,068
<u>Netherlands</u>															
** OTHER SITE(S): 3				3	3,562	1	3,364	0	0	0	0	2.6	139	0	1
Netherlands Total:				3	3,562	1	3,364	0	0	0	0	2.6	139	0	1
<u>Netherlands Antilles</u>															
** OTHER SITE(S): 1				9	81,804	0	0	3	4,880	0	42	43.6	10	0	0
Netherlands Antilles Total:				9	81,804	0	0	3	4,880	0	42	43.6	10	0	0
<u>Norway</u>															
** OTHER SITE(S): 3				1	4,550	2	4,156	2	21,836	0	0	5.9	3	0	0
Norway Total:				1	4,550	2	4,156	2	21,836	0	0	5.9	3	0	0
<u>Oman</u>															
Masirah Island Mpt		AF Active	Sur Masirah	0	0	0	0	0	0	0	3,000	0.0	0	0	0
Seeb Mpt		AF Active	Sur Masirah	10	32,828	0	0	0	0	3,000	3,000	54.8	0	0	0
Thumrait MAP		AF Active	Salalah	0	0	0	0	0	0	0	3,000	0.0	1	0	0
Oman Total:				10	32,828	0	0	0	0	3,000	9,000	54.8	1	0	0
<u>Portugal</u>															
Aguialva Munitions Storage Annex		AF Active	Lajesfield	20	17,185	0	0	0	0	0	68	8.9	0	0	0
Caldeira Ammunition Storage Area		AF Active	Lajesfield	2	6,295	0	0	0	0	0	29	3.8	0	0	0
Cinco Picos Globecom Annex		AF Active	Lajesfield	3	25,963	0	0	0	0	0	159	11.2	0	0	0
Covadascinzas Petroleum Products Stg Annex		AF Active	Lajesfield	0	0	0	0	0	0	0	41	66.6	0	0	0
Lajes Field		AF Active	Lajesfield	367	2,728,735	0	0	11	41,605	0	973	1,212.1	720	81	617
Lajes Water System Annex		AF Active	Lajesfield	4	1,270	0	0	0	0	0	1	15.1	0	0	0
Praia Da Victoria Dock Annex		AF Active	Lajesfield	12	19,324	0	0	0	0	0	4	26.5	0	0	0

* Sites having assets that are Federally funded (e.g., owned, lease, licence, permit) and State-owned interest.

** US Locations that do not meet criteria of at least ten (10) Acres AND at least \$10M PRV. US Territories and Non-US Locations that do not meet criteria of at least ten (10) Acres OR at least \$10M PRV.

DEPARTMENT OF DEFENSE - Air Force

Base Structure Report - As of 30 Sept 2007

SITE	BRAC 2005	COMPONENT	NAME NEAREST CITY	BUILDINGS						ACRES OWNED	TOTAL ACRES	PRV (\$M)	MIL	CIV	OTHER
				OWNED		LEASED		OTHER							
				COUNT	SQFT	COUNT	SQFT	COUNT	SQFT						
Praia Da Victoria Fuel Storage Annex		AF Active	Lajesfield	9	4,916	0	0	0	0	0	53	154.4	0	0	0
Villa Nova Globecom Annex		AF Active	Lajesfield	1	13,533	0	0	0	0	0	99	5.4	0	0	0
** OTHER SITE(S): 11				12	4,552	0	0	0	0	0	18	3.6	0	0	0
Portugal Total:				430	2,821,773	0	0	11	41,605	0	1,445	1,507.6	720	81	617
<u>Saint Helena</u>															
Ascension Auxiliary Airfield		AF Active	Ascension Island	112	368,468	0	0	1	450	0	3,856	367.2	3	0	0
Saint Helena Total:				112	368,468	0	0	1	450	0	3,856	367.2	3	0	0
<u>Singapore</u>															
Sembawang Housing		AF Active	Sembawang	0	0	0	0	122	430,540	0	0	78.0	0	0	0
Singapore Total:				0	0	0	0	122	430,540	0	0	78.0	0	0	0
<u>South Korea</u>															
Camp Humphreys Communications Site		AF Active	Pyong Taek	0	0	0	0	21	177,456	0	19	45.0	0	0	0
Camp Red Cloud Communications Site		AF Active	Osan AFB	0	0	0	0	15	85,409	0	4	21.2	0	0	0
Kimhae Storage Annex		AF Active	Kimhae	35	344,108	0	0	3	70,533	0	86	67.9	0	0	0
Koon Ni Air Range		AF Active	Koon Ni	20	28,405	0	0	0	0	0	5,882	10.7	0	0	0
Kunsan AB		AF Active	Kunsan	397	2,734,005	0	0	29	471,668	0	2,557	1,569.0	2,511	39	588
Kwang-Ju AB		AF Active	Kwangju	96	617,865	0	0	2	24,207	0	313	530.8	31	0	17
Osan AFB		AF Active	Osan AFB	457	5,346,923	6	272,559	46	705,406	0	1,788	2,409.4	5,322	176	1,240
Osan Ni Ammunition Storage Annex		AF Active	Osan	20	74,115	0	0	0	0	0	603	37.2	0	0	0
Pil-Sung Air Range		AF Active	Osan AFB	9	19,910	0	0	2	30,921	0	27	13.2	0	0	0
Suwon AB		AF Active	Suwon	41	135,365	0	0	62	591,344	0	235	322.6	144	10	63
Taegu AB		AF Active	Taegu	143	756,378	0	0	0	0	0	763	322.6	48	4	4
Wonju AS		AF Active	Wonju	13	7,715	0	0	5	10,491	0	93	29.9	11	0	0
** OTHER SITE(S): 7				5	22,255	0	0	19	74,085	0	9	16.3	5	0	0
South Korea Total:				1,236	10,087,044	6	272,559	204	2,241,520	0	12,379	5,395.9	8,072	229	1,912
<u>Spain</u>															
Moron AB		AF Active	Moran AB	152	806,141	0	0	3	14,078	0	2,811	416.3	119	7	11
** OTHER SITE(S): 1				0	0	1	1,296	0	0	0	0	0.2	0	0	0
Spain Total:				152	806,141	1	1,296	3	14,078	0	2,811	416.5	119	7	11

* Sites having assets that are Federally funded (e.g., owned, lease, licence, permit) and State-owned interest.

** US Locations that do not meet criteria of at least ten (10) Acres AND at least \$10M PRV. US Territories and Non-US Locations that do not meet criteria of at least ten (10) Acres OR at least \$10M PRV.

DEPARTMENT OF DEFENSE - Air Force
Base Structure Report - As of 30 Sept 2007

SITE	BRAC 2005	COMPONENT	NAME NEAREST CITY	BUILDINGS						ACRES OWNED	TOTAL ACRES	PRV (\$M)	MIL	CIV	OTHER
				OWNED		LEASED		OTHER							
				COUNT	SQFT	COUNT	SQFT	COUNT	SQFT						
Turkey															
Ankara Administration Office		AF Active	Ankara	20	144,609	0	0	3	5,522	0	14	31.3	31	2	3
Batman AB		AF Active	Batman	0	0	0	0	13	28,176	0	0	20.5	0	0	0
Cigli AB		AF Active	Izmir	3	9,027	0	0	16	139,100	0	0	23.2	0	0	0
Incirlik AB		AF Active	Incirlik Air Base	561	3,451,090	0	0	106	401,001	0	3,337	1,271.9	1,275	115	140
Izmir AS		AF Active	Izmir	0	0	9	72,374	0	0	0	1	11.6	141	10	48
Izmir Storage Annex #2		AF Active	Izmir	0	0	27	130,039	0	0	0	16	31.0	0	0	0
Mus AB		AF Active	Incirlik Air Base	11	22,011	0	0	1	3,228	0	0	15.0	0	0	0
Yumurtalik Petroleum Prod Storage Annex		AF Active	Yumurtalik	5	7,623	0	0	0	0	0	142	35.8	0	0	2
** OTHER SITE(S): 11				8	96,020	5	34,316	3	32,880	0	1	23.0	0	0	0
Turkey Total:				608	3,730,380	41	236,729	142	609,907	0	3,511	1,463.2	1,447	127	193
United Arab Emirates															
Al Dhafra AB		AF Active	Abu Dhabi	0	0	0	0	0	0	11,370	11,370	0.0	0	3	0
United Arab Emirates Total:				0	0	0	0	0	0	11,370	11,370	0.0	0	3	0
United Kingdom															
Beck Row FH		AF Active	Lakenheath	0	0	112	144,751	0	0	0	10	19.1	0	0	0
Eriswell FH Annex		AF Active	Lakenheath	0	0	144	723,183	0	0	0	62	98.0	0	0	0
Lynn Wood FH		AF Active	Thetford	0	0	98	205,804	0	0	0	22	27.8	0	0	0
Mhill2 - Harrogate		AF Active	Harrogate	0	0	10	11,207	77	86,389	0	0	10.9	0	0	0
Newmarket FH Annex #3		AF Active	New Market	0	0	140	399,140	0	0	0	35	54.9	0	0	0
RAF Alconbury		AF Active	Alconbury	185	1,101,157	0	0	17	189,148	0	203	286.6	186	52	0
RAF Barford St John Transmitter Annex		AF Active	Barford	2	30,501	0	0	1	2,100	0	476	26.0	0	0	0
RAF Bicester		AF Active	Bicester AFB	255	224,320	0	0	80	97,754	0	35	49.5	0	0	0
RAF Chelveston FH Annex		AF Active	Alconbury	22	79,272	0	0	0	0	0	17	15.3	0	0	0
RAF Croughton		AF Active	Croughton	124	664,722	0	0	19	160,060	0	694	299.9	265	33	0
RAF Ely Family Housing Annex		AF Active	Ely	0	0	0	0	66	164,182	0	5	54.9	0	0	0
RAF Fairford		AF Active	Fairford	87	419,186	0	0	107	696,519	0	1,170	446.5	194	23	0
RAF Feltwell		AF Active	Feltwell	17	249,146	0	0	178	928,522	0	332	282.8	46	2	1
RAF Lakenheath		AF Active	Lakenheath	352	2,774,349	0	0	309	1,477,374	0	2,006	2,107.6	4,589	241	0
RAF Menwith Hill		AF Active	Harrogate	0	0	1	672	169	1,130,083	0	545	411.5	404	70	18
RAF Mildenhall		AF Active	Mildenhall	309	1,792,150	0	0	160	1,337,748	0	1,163	1,306.2	3,114	186	4
RAF Mildenhall Ammo Storage Annex		AF Active	Mildenhall	19	19,701	0	0	0	0	0	37	7.1	0	0	0
RAF Molesworth		AF Active	Alconbury	33	180,926	0	0	28	333,219	0	659	206.5	317	2	0
RAF Molesworth FH Annex		AF Active	Alconbury	21	56,878	0	0	0	0	0	5	10.4	0	0	0

* Sites having assets that are Federally funded (e.g., owned, lease, licence, permit) and State-owned interest.

** US Locations that do not meet criteria of at least ten (10) Acres AND at least \$10M PRV. US Territories and Non-US Locations that do not meet criteria of at least ten (10) Acres OR at least \$10M PRV.

DEPARTMENT OF DEFENSE - Air Force
Base Structure Report - As of 30 Sept 2007

SITE	BRAC 2005	COMPONENT	NAME NEAREST CITY	BUILDINGS						ACRES OWNED	TOTAL ACRES	PRV (\$M)	MIL	CIV	OTHER
				OWNED		LEASED		OTHER							
				COUNT	SQFT	COUNT	SQFT	COUNT	SQFT						
RAF Molesworth Storage Annex #12		AF Active	Molesworth	2	30,988	0	0	0	0	0	37	10.4	6	8	10
RAF Shepherds Grove FH Annex		AF Active	Lakenheath	34	64,338	0	0	1	7,718	0	18	15.3	0	0	0
RAF Upwood		AF Active	Upwood	3	54,203	0	0	40	47,071	0	22	30.4	43	1	0
RAF Welford Ammo Storage Area		AF Active	Newbury Berkshire	77	231,487	0	0	207	531,243	0	806	340.3	0	0	0
** OTHER SITE(S): 16				6	10,558	106	130,190	85	138,817	0	31	55.4	10	1	0
United Kingdom Total:				1,548	7,983,882	611	1,614,947	1,544	7,327,947	0	8,390	6,173.3	9,174	619	33
Overseas Total:				7,883	46,626,065	1,142	4,069,978	6,935	66,489,539	14,370	317,090	39,435.6	51,150	3,397	9,412
Worldwide Totals By Reporting Component:				71,570	569,557,939	2,835	15,050,115	7,565	70,813,691	6,050,177	9,824,466	229,287.6	442,125	123,718	10,985

* Sites having assets that are Federally funded (e.g., owned, lease, licence, permit) and State-owned interest.

** US Locations that do not meet criteria of at least ten (10) Acres AND at least \$10M PRV. US Territories and Non-US Locations that do not meet criteria of at least ten (10) Acres OR at least \$10M PRV.

DEPARTMENT OF DEFENSE - Marine Corps

Base Structure Report - As of 30 Sept 2007

SITE	BRAC 2005	COMPONENT	NAME NEAREST CITY	BUILDINGS						ACRES OWNED	TOTAL ACRES	PRV (\$M)	MIL	CIV	OTHER
				OWNED		LEASED		OTHER							
				COUNT	SQFT	COUNT	SQFT	COUNT	SQFT						
Alabama															
** OTHER SITE(S): 2				9	45,549	1	200	0	0	11	13	8.5	346	0	0
Alabama Total:				9	45,549	1	200	0	0	11	13	8.5	346	0	0
Arizona															
MCAS Yuma	R	MC Active	Yuma	352	2,370,708	0	0	291	1,021,161	7,162	8,637	1,583.5	3,635	427	0
MCAS Yuma Hsg-Off Base FY81		MC Active	Yuma	0	0	0	0	54	177,464	23	23	71.2	0	0	0
** OTHER SITE(S): 2				17	10,475	0	0	0	0	691,759	691,759	1.6	0	0	0
Arizona Total:				369	2,381,183	0	0	345	1,198,625	698,944	700,419	1,656.3	3,635	427	0
California															
Choc Mt Air Gnry Rng		MC Active	Niland	6	45,528	0	0	0	0	459,506	459,506	18.2	0	0	0
MCAGCC 29 Palms Coleville		MC Active	Coleville	46	295,068	0	0	0	0	0	60,513	107.8	0	0	0
MCAGCC Twentynine Palms		MC Active	Twentynine Palms	739	5,341,584	241	806,975	536	2,552,569	605,269	605,602	3,146.9	10,451	839	0
MCAS El Toro LIFOC		MC Active	Irvine	229	2,037,951	0	0	0	0	940	940	711.0	0	0	0
MCAS Miramar	R	MC Active	San Diego	484	4,961,937	0	0	156	844,439	22,638	22,941	3,318.0	10,580	768	0
MCAS Tustin Carve-Out 5A, 6		MC Active	Tustin	28	346,333	0	0	0	0	81	81	120.9	0	0	0
MCB Camp Pendleton	R	MC Active	Camp Pendleton	1,619	14,244,890	2	1,440	2,149	8,606,183	127,159	127,159	6,719.1	41,245	7,534	0
MCLB Barstow Nebo Area	R	MC Active	Barstow	235	2,368,981	0	0	0	0	3,724	3,725	619.1	556	1,468	0
MCLB Barstow Yermo Area		MC Active	Barstow	91	1,668,517	0	0	0	0	1,681	1,681	640.6	1	0	0
MCRD San Diego		MC Active	San Diego	131	2,048,954	0	0	5	19,776	433	433	637.9	2,421	324	0
MCRD San Diego Former NTC		MC Active	San Diego	4	114,908	0	0	0	0	72	72	32.2	15	0	0
** OTHER SITE(S): 15				87	821,109	0	0	43	200,681	299	307	269.1	1,067	43	0
California Total:				3,699	34,295,760	243	808,415	2,889	12,223,648	1,221,802	1,282,960	16,340.8	66,336	10,976	0
District of Columbia															
** OTHER SITE(S): 3				11	175,580	0	0	0	0	12	12	92.5	1,027	58	0
District of Columbia Total:				11	175,580	0	0	0	0	12	12	92.5	1,027	58	0
Florida															
MCSF Blount Island		MC Active	Jacksonville	29	509,999	0	0	0	0	902	1,056	213.4	84	141	0
** OTHER SITE(S): 3				6	31,027	0	0	0	0	444	464	9.2	260	0	0
Florida Total:				35	541,026	0	0	0	0	1,346	1,520	222.7	344	141	0

* Sites having assets that are Federally funded (e.g., owned, lease, licence, permit) and State-owned interest.

** US Locations that do not meet criteria of at least ten (10) Acres AND at least \$10M PRV. US Territories and Non-US Locations that do not meet criteria of at least ten (10) Acres OR at least \$10M PRV.

DEPARTMENT OF DEFENSE - Marine Corps

Base Structure Report - As of 30 Sept 2007

SITE	BRAC 2005	COMPONENT	NAME NEAREST CITY	BUILDINGS						ACRES OWNED	TOTAL ACRES	PRV (\$M)	MIL	CIV	OTHER
				OWNED		LEASED		OTHER							
				COUNT	SQFT	COUNT	SQFT	COUNT	SQFT						
Georgia															
MCLB Albany	R	MC Active	Albany	351	5,723,244	0	0	0	0	3,619	3,619	962.1	721	2,274	0
MCLB Albany Housing Area #1		MC Active	Albany	189	365,920	0	0	0	0	78	78	29.5	0	0	0
** OTHER SITE(S): 4				12	35,924	1	1,219	0	0	5,183	5,452	9.5	125	0	0
Georgia Total:				552	6,125,088	1	1,219	0	0	8,880	9,148	1,001.1	846	2,274	0
Hawaii															
MCB Camp Smith		MC Active	Aiea	60	679,972	0	0	0	0	219	221	380.0	1,135	136	18
MCB Hawaii Kaneohe		MC Active	Kaneohe	1,819	7,838,409	0	0	54	417,060	2,951	2,955	3,209.8	5,405	532	0
MCB Hawaii Pearl City Annex		MC Active	Pearl City	6	207,120	0	0	0	0	27	27	44.0	0	0	0
Puuloa-Oahu		MC Active	Ewa Beach	21	57,379	0	0	0	0	140	140	28.4	0	0	0
** OTHER SITE(S): 4				14	22,969	0	0	0	0	1,325	1,327	15.3	0	0	0
Hawaii Total:				1,920	8,805,849	0	0	54	417,060	4,661	4,670	3,677.6	6,540	668	18
Illinois															
** OTHER SITE(S): 1				1	28,438	0	0	0	0	0	4	8.3	280	0	0
Illinois Total:				1	28,438	0	0	0	0	0	4	8.3	280	0	0
Indiana															
** OTHER SITE(S): 1				1	19,198	0	0	0	0	0	4	3.9	155	0	0
Indiana Total:				1	19,198	0	0	0	0	0	4	3.9	155	0	0
Louisiana															
** OTHER SITE(S): 2				1	34,037	0	0	0	0	7	15	7.5	1,399	207	0
Louisiana Total:				1	34,037	0	0	0	0	7	15	7.5	1,399	207	0
Maryland															
** OTHER SITE(S): 1				3	45,082	0	0	0	0	9	9	10.1	258	0	0
Maryland Total:				3	45,082	0	0	0	0	9	9	10.1	258	0	0

* Sites having assets that are Federally funded (e.g., owned, lease, licence, permit) and State-owned interest.

** US Locations that do not meet criteria of at least ten (10) Acres AND at least \$10M PRV. US Territories and Non-US Locations that do not meet criteria of at least ten (10) Acres OR at least \$10M PRV.

DEPARTMENT OF DEFENSE - Marine Corps

Base Structure Report - As of 30 Sept 2007

SITE	BRAC 2005	COMPONENT	NAME NEAREST CITY	BUILDINGS						ACRES OWNED	TOTAL ACRES	PRV (\$M)	MIL	CIV	OTHER
				OWNED		LEASED		OTHER							
				COUNT	SQFT	COUNT	SQFT	COUNT	SQFT						
Massachusetts															
4th MAW Chicopee Housing		MC Active	Chicopee	153	570,462	0	0	0	0	84	84	73.9	0	0	0
MCRC Westover		MC Reserve	Chicopee	1	46,367	0	0	0	0	12	12	12.3	324	0	0
Massachusetts Total:				154	616,829	0	0	0	0	95	95	86.2	324	0	0
Missouri															
MCSPTACT Kansas City PPV Housing		MC Reserve	Belton	0	0	0	0	234	611,104	0	47	58.7	0	0	0
Richards Gebaur ARS		MC Reserve	Kansas City	29	288,252	1	16,480	0	0	66	100	86.3	0	0	0
** OTHER SITE(S): 10				5	3,777	0	0	0	0	34	35	6.6	1,448	413	0
Missouri Total:				34	292,029	1	16,480	234	611,104	101	182	151.6	1,448	413	0
New York															
4th MARDIV Brooklyn NY		MC Reserve	New York City	3	119,314	0	0	0	0	72	72	49.0	777	0	0
MCRC Syracuse		MC Reserve	Syracuse	6	28,244	0	0	0	0	263	264	14.9	154	0	0
** OTHER SITE(S): 2				6	119,749	0	0	219	349,647	7	7	94.8	1,158	39	0
New York Total:				15	267,307	0	0	219	349,647	342	343	158.6	2,089	39	0
North Carolina															
ALF Bogue		MC Active	Bogue	19	38,534	0	0	0	0	837	837	29.7	0	0	0
MCAS Cherry Point	R	MC Active	Cherry Point	949	7,515,642	0	0	808	1,859,425	13,133	13,190	2,684.2	9,142	4,585	0
MCB Camp Lejeune	R	MC Active	Camp Lejeune	1,985	15,138,746	1	8,000	2,319	4,444,277	82,674	114,801	4,688.0	39,644	5,244	0
MCB Camp Lejeune Oak Grove		MC Active	Pollocksville	5	5,560	0	0	0	0	976	976	47.1	0	0	0
MCB Camp Lejeune West Site	R	MC Active	Camp Lejeune	464	3,528,796	0	0	0	0	42,899	44,292	1,197.0	0	1	0
OLF Atlantic		MC Active	Bogue	8	9,479	0	0	0	0	2,743	2,748	48.6	0	0	0
Point Of Marsh Target		MC Active	Atlantic	7	17,578	0	0	0	0	12,460	12,460	13.3	0	0	0
** OTHER SITE(S): 24				160	1,178,442	1	81	0	0	211	215	261.4	6,084	184	0
North Carolina Total:				3,597	27,432,777	2	8,081	3,127	6,303,702	155,934	189,520	8,969.3	54,870	10,014	0
Ohio															
MCRC Brook Park		MC Reserve	Brook Park	4	55,186	0	0	0	0	11	11	11.9	207	0	0
Ohio Total:				4	55,186	0	0	0	0	11	11	11.9	207	0	0
Pennsylvania															
** OTHER SITE(S): 3				7	61,028	0	0	0	0	3	7	15.1	411	0	0

* Sites having assets that are Federally funded (e.g., owned, lease, licence, permit) and State-owned interest.

** US Locations that do not meet criteria of at least ten (10) Acres AND at least \$10M PRV. US Territories and Non-US Locations that do not meet criteria of at least ten (10) Acres OR at least \$10M PRV.

DEPARTMENT OF DEFENSE - Marine Corps

Base Structure Report - As of 30 Sept 2007

SITE	BRAC 2005	COMPONENT	NAME NEAREST CITY	BUILDINGS						ACRES OWNED	TOTAL ACRES	PRV (\$M)	MIL	CIV	OTHER
				OWNED		LEASED		OTHER							
				COUNT	SQFT	COUNT	SQFT	COUNT	SQFT						
			Pennsylvania Total:	7	61,028	0	0	0	0	3	7	15.1	411	0	0
<u>Puerto Rico</u>															
MCRC San Juan Puerto Rico		MC Reserve	San Juan	4	101,346	0	0	0	0	23	23	48.8	0	0	0
			Puerto Rico Total:	4	101,346	0	0	0	0	23	23	48.8	0	0	0
<u>South Carolina</u>															
MCAS Beaufort	R	MC Active	Beaufort	290	2,218,123	1	100	1,201	1,649,633	5,907	6,483	1,357.8	3,571	449	0
MCAS Beaufort LB Housing		MC Active	Laurel Bay	16	103,780	0	0	1	38,923	1,077	1,077	77.6	0	0	0
MCRD Beaufort Parris Island		MC Active	Parris Island	314	3,271,444	0	0	418	521,597	8,047	8,080	1,040.6	2,525	448	0
** OTHER SITE(S): 6				9	41,920	0	0	0	0	6	21	8.4	306	0	0
			South Carolina Total:	629	5,635,267	1	100	1,620	2,210,153	15,037	15,661	2,484.5	6,402	897	0
<u>Tennessee</u>															
** OTHER SITE(S): 1				3	26,056	0	0	0	0	6	6	5.8	208	0	0
			Tennessee Total:	3	26,056	0	0	0	0	6	6	5.8	208	0	0
<u>Texas</u>															
** OTHER SITE(S): 2				5	48,855	0	0	0	0	55	462	10.2	199	0	0
			Texas Total:	5	48,855	0	0	0	0	55	462	10.2	199	0	0
<u>Virginia</u>															
HQBN HQMC Arlington	R	MC Active	Arlington	9	88,131	0	0	0	0	24	24	102.0	1,712	794	0
MCB Quantico	R	MC Active	Quantico	593	7,085,053	0	0	511	1,230,311	55,148	60,012	2,728.7	6,224	2,767	0
** OTHER SITE(S): 3				6	71,159	0	0	0	0	151	151	16.1	343	0	0
			Virginia Total:	608	7,244,343	0	0	511	1,230,311	55,322	60,186	2,846.8	8,279	3,561	0
<u>Washington</u>															
** OTHER SITE(S): 1				4	23,497	0	0	0	0	12	12	6.9	123	0	0
			Washington Total:	4	23,497	0	0	0	0	12	12	6.9	123	0	0
<u>Wisconsin</u>															

* Sites having assets that are Federally funded (e.g., owned, lease, licence, permit) and State-owned interest.

** US Locations that do not meet criteria of at least ten (10) Acres AND at least \$10M PRV. US Territories and Non-US Locations that do not meet criteria of at least ten (10) Acres OR at least \$10M PRV.

DEPARTMENT OF DEFENSE - Marine Corps

Base Structure Report - As of 30 Sept 2007

SITE	BRAC 2005	COMPONENT	NAME NEAREST CITY	BUILDINGS						ACRES OWNED	TOTAL ACRES	PRV (\$M)	MIL	CIV	OTHER
				OWNED		LEASED		OTHER							
				COUNT	SQFT	COUNT	SQFT	COUNT	SQFT						
** OTHER SITE(S): 1				0	0	0	0	0	0	0	155	0.0	165	0	0
			Wisconsin Total:	0	0	0	0	0	0	0	155	0.0	165	0	0
			US/US Territories Total:	11,665	94,301,310	249	834,495	8,999	24,544,250	2,162,613	2,265,436	37,825.0	155,891	29,675	18

* Sites having assets that are Federally funded (e.g., owned, lease, licence, permit) and State-owned interest.

** US Locations that do not meet criteria of at least ten (10) Acres AND at least \$10M PRV. US Territories and Non-US Locations that do not meet criteria of at least ten (10) Acres OR at least \$10M PRV.

DEPARTMENT OF DEFENSE - Marine Corps

Base Structure Report - As of 30 Sept 2007

SITE	BRAC 2005	COMPONENT	NAME NEAREST CITY	BUILDINGS						ACRES OWNED	TOTAL ACRES	PRV (\$M)	MIL	CIV	OTHER
				OWNED		LEASED		OTHER							
				COUNT	SQFT	COUNT	SQFT	COUNT	SQFT						
Japan															
Camp Courtney-6029		MC Active	Tengan	85	288,552	0	0	129	1,693,789	0	331	501.6	2	3	0
Camp Foster-6044		MC Active	Zukeran	1,462	3,387,452	0	0	267	4,489,387	0	1,588	1,924.6	2,015	3,633	2,483
Camp Fuji Japan-3127		MC Active	Camp Fuji	40	62,430	0	0	45	466,251	0	291	224.9	0	0	0
Camp Gonsalves		MC Active	Henoko Okinawa	22	17,881	0	0	2	15,653	0	19,356	17.2	0	0	0
Camp Hansen-6011		MC Active	Onna Okinawa	134	523,516	0	0	131	2,615,929	0	12,647	1,070.8	0	0	0
Camp Kinser-6056		MC Active	Makiminato Okinawa	163	2,748,343	0	0	116	3,284,282	0	676	1,419.7	0	0	0
Camp Lester - 6043		MC Active	Chatan Okinawa	163	637,906	0	0	74	526,814	0	167	311.9	0	0	0
Camp McTureous - 6031		MC Active	Tengan	7	87,908	0	0	90	734,570	0	94	205.0	0	0	0
Camp Schwab-6009		MC Active	Henoko Okinawa	91	284,713	0	0	44	1,046,263	0	5,097	456.0	0	0	0
Fuji Maneuver Ja - 3183		MC Active	Camp Fuji	0	0	0	0	0	0	0	33,091	0.0	1	0	0
Gimbaru Training Area - 6017		MC Active	Onna Okinawa	2	1,968	0	0	1	190	0	149	1.4	0	0	0
Henoko Ammo Area - 6010		MC Active	Henoko Okinawa	50	122,528	0	0	3	73,316	0	300	103.3	0	0	0
Ie Jima Aux Airfield		MC Active	Henoko Okinawa	11	15,096	0	0	5	5,959	0	1,981	20.4	0	0	0
Kin Blue Beach - 6020		MC Active	Onna Okinawa	0	0	0	0	0	0	0	94	1.5	0	0	0
MCAS Futenma-6051		MC Active	Futemma Okinawa	227	923,248	0	0	51	805,032	0	1,187	774.4	410	65	20
MCAS Iwakuni		MC Active	Iwakuni	204	776,638	0	0	211	3,338,391	0	6,702	1,641.6	332	142	805
MCAS Iwakuni Housing		MC Active	Iwakuni	3	501	0	0	56	470,078	0	32	107.5	0	0	0
MCB Camp S D Butler ASP 2-6022		MC Active	Koza	5	8,000	0	0	0	0	0	491	8.8	0	0	0
Ulibaru		MC Active	White Beach Nav Inst	0	0	0	0	0	0	0	63	0.0	0	0	0
** OTHER SITE(S): 5				0	0	0	0	0	0	0	16	0.0	0	0	0
Japan Total:				2,669	9,886,680	0	0	1,225	19,565,904	0	84,352	8,790.5	2,760	3,843	3,308
Kenya															
Kenya		MC Active	Mombasa	4	15,578	0	0	0	0	0	0	10.2	0	0	0
Kenya Total:				4	15,578	0	0	0	0	0	0	10.2	0	0	0
South Korea															
Mu Juk		MC Active	Pohang	75	133,725	0	0	0	0	0	0	30.3	0	0	0
South Korea Total:				75	133,725	0	0	0	0	0	0	30.3	0	0	0
Overseas Total:				2,748	10,035,983	0	0	1,225	19,565,904	0	84,352	8,831.0	2,760	3,843	3,308
Worldwide Totals By Reporting Component:				14,413	104,337,293	249	834,495	10,224	44,110,154	2,162,613	2,349,788	46,656.0	158,651	33,518	3,326

* Sites having assets that are Federally funded (e.g., owned, lease, licence, permit) and State-owned interest.

** US Locations that do not meet criteria of at least ten (10) Acres AND at least \$10M PRV. US Territories and Non-US Locations that do not meet criteria of at least ten (10) Acres OR at least \$10M PRV.

DEPARTMENT OF DEFENSE - WHS
Base Structure Report - As of 30 Sept 2007

SITE	BRAC 2005	COMPONENT	NAME NEAREST CITY	BUILDINGS						ACRES OWNED	TOTAL ACRES	PRV (\$M)	MIL	CIV	OTHER
				OWNED		LEASED		OTHER							
				COUNT	SQFT	COUNT	SQFT	COUNT	SQFT						
<u>District of Columbia</u>															
** OTHER SITE(S): 1				0	0	11	333,429	0	0	0	0	68.5	0	0	0
			District of Columbia Total:	0	0	11	333,429	0	0	0	0	68.5	0	0	0
<u>Maryland</u>															
** OTHER SITE(S): 2				2	6,461	16	700,214	0	0	4	4	146.0	0	0	0
			Maryland Total:	2	6,461	16	700,214	0	0	4	4	146.0	0	0	0
<u>Pennsylvania</u>															
RRMC Raven Rock Site		WHS	Fairfield	57	497,440	0	0	0	0	716	716	150.9	13	112	1
			Pennsylvania Total:	57	497,440	0	0	0	0	716	716	150.9	13	112	1
<u>Virginia</u>															
Navy Annex (Fob 2) Parking		WHS	Naval Annex	1	714,801	0	0	0	0	14	14	154.3	0	0	0
Pentagon North		WHS	Arlington	8	141,027	0	0	0	0	97	97	210.2	0	0	0
Pentagon South		WHS	Arlington	9	6,801,013	0	0	0	0	123	123	1,548.9	3,613	1,908	0
** OTHER SITE(S): 7				2	1,899	90	7,518,076	0	0	37	37	1,534.1	0	0	0
			Virginia Total:	20	7,658,740	90	7,518,076	0	0	271	271	3,447.5	3,613	1,908	0
			US/US Territories Total:	79	8,162,641	117	8,551,719	0	0	991	991	3,812.9	3,626	2,020	1
			Worldwide Totals By Reporting Component:	79	8,162,641	117	8,551,719	0	0	991	991	3,812.9	3,626	2,020	1

* Sites having assets that are Federally funded (e.g., owned, lease, licence, permit) and State-owned interest.

** US Locations that do not meet criteria of at least ten (10) Acres AND at least \$10M PRV. US Territories and Non-US Locations that do not meet criteria of at least ten (10) Acres OR at least \$10M PRV.

DEPARTMENT OF DEFENSE

Base Structure Report - As of 30 Sept 2007

X. STATE/TERRITORIES ARMY NATIONAL GUARD

**State/Territories Army National Guard
Base Structure Report - As of 30 Sept 2007**

SITE	BRAC 2005	COMPONENT	NAME NEAREST CITY	BUILDINGS				STATE OWNED ACRES	TOTAL ACRES	PRV (\$M)	MIL	CIV	OTHER
				STATE OWNED		TOTAL							
				COUNT	SQFT	COUNT	SQFT						
Alabama													
* AASF 02 Birmingham		Army Guard	Birmingham	4	91,340	5	92,972	85	85	30.7	0	0	0
AASF 3 Bates Field Mobile		Army Guard	Mobile	5	43,724	5	43,724	35	35	16.3	22	0	0
AFRC Birmingham	R	Army Guard	Birmingham	2	120,793	2	120,793	26	26	20.7	1,158	257	0
AFRC Quarles Flowers Decatur	C	Army Guard	Decatur	1	28,305	1	28,305	12	12	5.4	389	1	0
Fort Sequoyah Fort Payne		Army Guard	Fort Payne	5	34,838	5	34,838	20	20	5.9	126	9	0
Fort Whiting Mobile		Army Guard	Mobile	1	55,193	1	55,193	32	32	11.4	416	4	0
* NG Buntin Parsons Dothan		Army Guard	Dothan	5	30,182	6	31,032	10	10	5.7	229	11	0
NG Charles A Rollo Auburn		Army Guard	Auburn	2	30,465	2	30,465	20	20	5.5	83	0	0
NG Charles P Bailey Athens		Army Guard	Athens	6	31,371	6	31,371	6	6	5.6	72	14	0
NG Clarence F Rhea Gadsden		Army Guard	Gadsden	6	39,817	6	39,817	20	20	7.0	71	4	0
NG Cromwell Pickens Florence		Army Guard	Florence	5	33,615	5	33,615	11	11	6.5	224	9	0
NG Cullman CSMS 2		Army Guard	Cullman	9	87,613	9	87,613	14	14	14.9	135	1	0
NG Hamilton		Army Guard	Hamilton	6	37,135	6	37,135	14	14	6.0	192	14	0
NG Jackson M Balch Huntsville		Army Guard	Huntsville	5	47,657	5	47,657	8	8	8.3	392	5	0
NG JFHQ - SMD	R	Army Guard	Montgomery	15	240,812	15	240,812	65	65	31.6	40	10	0
NG John H Forney Jacksonville		Army Guard	Jacksonville	1	34,963	1	34,963	10	10	5.8	193	0	0
NG Julis W Hicks Enterprise		Army Guard	Enterprise	8	38,585	8	38,585	14	14	7.4	121	10	1
NG Linden		Army Guard	Linden	5	27,886	5	27,886	14	14	5.2	40	5	0
NG Northport	R	Army Guard	Northport	5	38,812	5	38,812	11	11	7.3	105	4	0
NG Oneonta		Army Guard	Oneonta	3	33,913	3	33,913	10	10	5.9	50	5	0
NG Opelika		Army Guard	Opelika	5	32,457	5	32,457	10	10	5.8	117	4	1
NG R Dewey Piper Tallassee		Army Guard	Tallassee	5	35,717	5	35,717	10	10	6.0	172	11	0
NG R W Shepherd Hope Hull		Army Guard	Hope Hull	4	115,549	4	115,549	62	62	22.0	288	41	0
NG Ralph W Adams Troy		Army Guard	Troy	1	35,440	1	35,440	8	8	6.5	151	0	0
NG Selma		Army Guard	Selma	7	54,044	7	54,044	9	9	9.8	127	13	0
NG Taylor Hardin Montgomery		Army Guard	Montgomery	2	42,585	2	42,585	11	11	7.0	177	19	0
NG Tom Beville Fayette		Army Guard	Fayette	2	33,117	2	33,117	20	20	6.0	146	0	0
** OTHER SITE(S): 102				165	1,398,353	167	1,405,710	655	655	249.0	8,605	566	0
Alabama Total:				290	2,874,281	294	2,884,120	1,223	1,223	525.3	13,841	1,017	2

Alaska

NG Alcantra Armory Complex		Army Guard	Palmer	6	27,135	6	27,135	360	360	10.6	116	0	0
NG Bethel AAOF		Army Guard	Bethel	2	23,603	2	23,603	5	5	41.7	0	0	0
NG Bethel Arm OMS		Army Guard	Bethel	6	21,297	6	21,297	21,252	21,252	7.5	87	8	0
NG Fairbanks Arm OMS		Army Guard	Fairbanks	3	34,925	3	34,925	5	5	12.9	107	6	0
NG Juneau Armory and FMS		Army Guard	Juneau	3	63,325	3	63,325	10	10	29.2	0	0	0
NG Sitka Armory		Army Guard	Sitka	1	15,305	1	15,305	5	5	6.4	8	0	0

* Sites having assets that are Federally funded (e.g., owned, lease, licence, permit) and State-owned interest.

** All Locations that do not meet criteria of at least five (5) Acres AND at least \$5M PRV.

State/Territories Army National Guard Base Structure Report - As of 30 Sept 2007

SITE	BRAC 2005	COMPONENT	NAME NEAREST CITY	BUILDINGS				STATE OWNED ACRES	TOTAL ACRES	PRV (\$M)	MIL	CIV	OTHER
				STATE OWNED		TOTAL							
				COUNT	SQFT	COUNT	SQFT						
** OTHER SITE(S): 25				29	147,765	34	158,906	24,313	24,315	66.7	317	35	0
Alaska Total:				50	333,355	55	344,496	45,949	45,952	175.0	635	49	0
Arizona													
NG Bellemont Armory		Army Guard	Bellemont	4	29,000	4	29,000	15	15	6.8	149	3	0
NG Mesa Armory		Army Guard	Mesa	10	41,343	10	41,343	5	5	8.0	342	0	0
NG Picacho Aviation TS		Army Guard	Picacho	2	6,158	2	6,158	320	320	16.6	0	0	0
NG Project Challenge		Army Guard	Queen Creek	7	29,681	7	29,681	5	5	5.7	0	0	262
* NG Silver Bell Army Heliport	R	Army Guard	Marana	19	384,917	19	384,917	161	726	111.0	814	196	24
NG Silverlake Armory		Army Guard	Tucson	7	44,170	7	44,170	6	6	9.2	374	0	0
NG Valencia Readiness Center		Army Guard	Tucson	4	46,571	4	46,571	20	20	11.2	254	9	1
* NG Yuma Readiness Center		Army Guard	Yuma	1	24,830	1	24,830	0	5	5.9	119	0	0
** OTHER SITE(S): 17				41	241,358	45	261,405	61	83	56.8	1,225	9	0
Arizona Total:				95	848,029	99	868,076	592	1,185	231.0	3,277	217	287
Arkansas													
* Camp Joseph T Robinson		Army Guard	North Little Rock	254	1,602,635	254	1,602,635	32,868	32,868	378.3	2,929	466	1,089
NG Benton		Army Guard	Benton	1	34,000	1	34,000	11	11	6.5	127	0	0
NG Fayetteville	C	Army Guard	Fayetteville	3	31,441	3	31,441	10	10	5.8	209	1	0
NG Little Rock		Army Guard	Little Rock	1	43,886	1	43,886	5	5	8.0	227	1	3
NG North Little Rock		Army Guard	North Little Rock	1	41,825	1	41,825	5	5	7.6	305	3	0
NG Russellville		Army Guard	Russellville	4	38,026	4	38,026	13	13	6.3	194	10	0
NG Warren OMS 5		Army Guard	Warren	5	44,181	5	44,181	27	27	21.6	94	7	0
** OTHER SITE(S): 61				120	786,598	120	786,598	232	232	127.3	4,907	51	0
Arkansas Total:				389	2,622,592	389	2,622,592	33,171	33,171	561.4	8,992	539	1,092
California													
ITC Camp San Luis Obispo		Army Guard	San Luis Obispo	287	1,119,611	287	1,119,611	4,263	4,263	273.0	348	122	566
NG Azusa Sierra Madre		Army Guard	Azusa	3	89,489	3	89,489	18	18	24.8	0	0	0
NG Bakersfield (Gateway)		Army Guard	Bakersfield	2	50,563	2	50,563	21	21	14.3	0	0	0
NG Fairfield		Army Guard	Travis AFB	1	39,063	1	39,063	5	5	9.6	109	0	3
NG Fresno AVCRAD Dakota		Army Guard	Fresno	3	89,283	3	89,283	48	48	29.5	351	19	58
NG Lakeport		Army Guard	Lakeport	1	23,654	1	23,654	7	7	6.1	39	0	0
NG Long Beach (Redondo)		Army Guard	Long Beach	3	91,189	3	91,189	20	20	23.5	798	11	10
NG Long Beach CSMS Stearns		Army Guard	Long Beach	7	57,182	7	57,182	5	5	13.0	0	71	6
NG Sacramento 58th		Army Guard	Sacramento	4	35,789	4	35,789	6	6	9.1	296	12	0
NG Sacramento JFHQ		Army Guard	Sacramento	1	110,500	1	110,500	8	8	25.9	322	149	237

* Sites having assets that are Federally funded (e.g., owned, lease, licence, permit) and State-owned interest.

** All Locations that do not meet criteria of at least five (5) Acres AND at least \$5M PRV.

State/Territories Army National Guard Base Structure Report - As of 30 Sept 2007

SITE	BRAC 2005	COMPONENT	NAME NEAREST CITY	BUILDINGS				STATE OWNED ACRES	TOTAL ACRES	PRV (\$M)	MIL	CIV	OTHER
				STATE OWNED		TOTAL							
				COUNT	SQFT	COUNT	SQFT						
NG Sacramento Meadowview		Army Guard	Sacramento	2	40,379	2	40,379	9	9	11.8	244	12	4
NG San Diego		Army Guard	San Diego	9	85,918	9	85,918	18	18	20.1	533	24	2
NG San Francisco		Army Guard	San Francisco	4	61,632	4	61,632	8	8	12.2	216	8	0
NG San Jose Hedding		Army Guard	San Jose	4	52,676	4	52,676	6	6	12.3	172	7	0
NG Stockton AASF		Army Guard	Stockton	1	38,754	1	38,754	15	15	12.6	0	0	0
NG Stockton Armory		Army Guard	Stockton	3	50,540	3	50,540	10	10	10.4	573	12	0
NG Stockton FMS/CSMS		Army Guard	Stockton	5	77,465	5	77,465	28	28	17.8	82	114	12
NG Ventura		Army Guard	Ventura	2	40,222	2	40,222	5	5	9.3	45	0	0
** OTHER SITE(S): 104				192	1,556,839	201	1,609,714	2,790	2,794	381.2	6,991	157	17
California Total:				534	3,710,748	543	3,763,623	7,290	7,294	916.5	11,119	718	915
Colorado													
* NG Aurora		Army Guard	Aurora	2	47,115	2	47,115	0	6	10.3	218	22	2
NG Boulder		Army Guard	Boulder	4	23,029	4	23,029	9	9	5.4	130	1	0
NG Centennial		Army Guard	Englewood	3	92,011	3	92,011	8	8	21.0	208	123	70
* NG Denver 1		Army Guard	Denver	3	78,590	3	78,590	0	10	17.5	298	8	1
NG Golden		Army Guard	Golden	6	49,000	6	49,000	5	5	6.5	0	10	0
* NG Gypsum (HAATS)		Army Guard	Gypsum	1	22,751	2	24,191	0	18	10.0	42	0	16
NG Montrose		Army Guard	Montrose	1	25,010	1	25,010	26	26	5.9	0	0	0
* NG Watkins		Army Guard	Watkins	4	59,865	4	59,865	0	11	13.1	299	2	14
** OTHER SITE(S): 16				18	154,002	30	365,919	48	67	83.7	1,369	123	15
Colorado Total:				42	551,373	55	764,730	95	160	173.3	2,564	289	118
Connecticut													
NG AVCRAD Groton		Army Guard	Groton	15	193,050	15	193,050	24	24	62.1	390	68	2
NG Camp Hartell		Army Guard	Windsor Locks	43	142,251	43	142,251	59	59	34.2	445	83	5
NG Camp Rell		Army Guard	Niantic	65	323,837	65	323,837	82	82	75.2	215	8	8
NG Hartford Armory OMS 8A		Army Guard	Hartford	5	306,546	5	306,546	6	6	72.3	445	146	85
NG New Britain Armory	C	Army Guard	New Britain	1	26,995	1	26,995	8	8	6.1	43	0	58
NG New London Armory		Army Guard	New London	1	38,175	1	38,175	8	8	9.3	78	9	1
NG Norwalk Armory	C	Army Guard	Norwalk	2	31,966	2	31,966	11	11	8.2	131	2	1
NG Norwich Armory OMS 10		Army Guard	Norwich	4	50,073	4	50,073	11	11	11.6	291	0	4
NG Southington Armory OMS 2		Army Guard	Southington	4	32,245	4	32,245	10	10	7.1	132	5	1
NG Stratford Armory OMS 9		Army Guard	Stratford	2	46,114	2	46,114	10	10	10.7	253	1	1
Stones Ranch Military Reservation		Army Guard	East Lyme	22	78,120	22	78,120	1,862	1,862	34.0	0	6	0
** OTHER SITE(S): 14				26	511,867	34	599,495	159	254	145.0	1,268	37	201
Connecticut Total:				190	1,781,240	198	1,868,868	2,251	2,345	475.8	3,691	365	367

* Sites having assets that are Federally funded (e.g., owned, lease, licence, permit) and State-owned interest.

** All Locations that do not meet criteria of at least five (5) Acres AND at least \$5M PRV.

State/Territories Army National Guard Base Structure Report - As of 30 Sept 2007

SITE	BRAC 2005	COMPONENT	NAME NEAREST CITY	BUILDINGS				STATE OWNED ACRES	TOTAL ACRES	PRV (\$M)	MIL	CIV	OTHER
				STATE OWNED		TOTAL							
				COUNT	SQFT	COUNT	SQFT						
Delaware													
NG 1401 Armory		Army Guard	Wilmington	2	48,253	2	48,253	7	7	10.4	256	1	0
NG Bethany Beach TS		Army Guard	Bethany Beach	48	54,924	48	54,924	105	105	15.8	48	9	9
NG Dagsboro		Army Guard	Dagsboro	7	44,542	7	44,542	9	9	9.7	132	7	0
NG Duncan Armory AASF		Army Guard	New Castle	7	72,909	7	72,909	13	13	20.1	89	0	38
NG Gov Bacon Health Ctr		Army Guard	Delaware City	2	28,651	2	28,651	11	11	6.1	218	0	0
NG Wilmington		Army Guard	Wilmington	2	79,588	2	79,588	15	15	17.2	190	87	25
** OTHER SITE(S): 8				20	106,128	20	106,128	3,134	3,134	21.6	501	21	4
Delaware Total:				88	434,995	88	434,995	3,294	3,294	100.8	1,434	125	76
District of Columbia													
NG D.C. Armory		Army Guard	Washington, DC	1	588,723	1	588,723	10	10	119.8	1,123	116	144
** OTHER SITE(S): 1				0	0	7	74,748	0	0	10.8	413	61	0
District of Columbia Total:				1	588,723	8	663,471	10	10	130.7	1,536	177	144
Florida													
MTC Camp Blanding		Army Guard	Starke	554	1,313,012	554	1,313,012	78,482	78,482	380.9	1,403	101	437
NG Bradenton Readiness Center		Army Guard	Bradenton	7	49,296	7	49,296	9	9	6.0	64	1	0
* NG Brooksville RC, AASF #2, C23		Army Guard	Spring Hill	5	107,752	5	107,752	19	19	25.9	181	0	3
NG Crystal River Readiness Center		Army Guard	Crystal River	6	32,106	6	32,106	18	18	6.3	159	4	0
NG Fort Lauderdale Readiness Center		Army Guard	Fort Lauderdale	6	24,722	6	24,722	6	6	5.4	221	0	0
NG Jacksonville, Cecil Field AASF 1		Army Guard	Jacksonville	9	194,953	9	194,953	7	7	41.8	529	68	10
NG Jacksonville, Snyder RC		Army Guard	Jacksonville	5	41,615	5	41,615	25	25	7.3	452	14	0
NG Miami Readiness Center		Army Guard	Miami	4	53,693	4	53,693	6	6	10.0	709	14	0
NG Orlando Readiness Center		Army Guard	Orlando	3	33,049	3	33,049	5	5	6.3	408	1	0
NG Panama City Readiness Center		Army Guard	Panama City	2	28,911	2	28,911	5	5	5.3	129	0	0
* NG Pensacola (Ellyson Field)		Army Guard	Pensacola	6	47,384	6	47,384	0	11	8.8	221	6	0
NG Plant City Readiness Center		Army Guard	Plant City	5	29,310	5	29,310	13	13	5.8	167	5	0
NG Quincy Readiness Center		Army Guard	Quincy	3	29,669	3	29,669	15	15	5.6	213	0	0
NG St Augustine, Ensslin Readiness Center		Army Guard	St. Augustine	4	90,197	4	90,197	18	18	16.2	538	230	443
NG St Augustine, St Francis Barracks		Army Guard	St. Augustine	15	81,575	15	81,575	7	7	11.5	0	0	0
NG St Petersburg Readiness Center		Army Guard	St. Petersburg	5	31,677	5	31,677	6	6	5.7	82	8	0
NG Starke Readiness Center		Army Guard	Starke	4	29,735	4	29,735	12	12	5.4	181	1	0
NG Tallahassee Readiness Center		Army Guard	Tallahassee	7	42,666	7	42,666	19	19	8.8	286	7	0
NG Tampa Readiness Center		Army Guard	Tampa	6	111,642	6	111,642	11	11	21.3	121	9	0
NG West Palm Beach, Calloway, FMS 15		Army Guard	West Palm Beach	6	68,667	6	68,667	19	19	11.8	553	14	0
** OTHER SITE(S): 40				92	596,992	125	657,132	343	4,766	127.2	2,970	173	2

* Sites having assets that are Federally funded (e.g., owned, lease, licence, permit) and State-owned interest.

** All Locations that do not meet criteria of at least five (5) Acres AND at least \$5M PRV.

State/Territories Army National Guard Base Structure Report - As of 30 Sept 2007

SITE	BRAC 2005	COMPONENT	NAME NEAREST CITY	BUILDINGS				STATE OWNED ACRES	TOTAL ACRES	PRV (\$M)	MIL	CIV	OTHER
				STATE OWNED		TOTAL							
				COUNT	SQFT	COUNT	SQFT						
Florida Total:				754	3,038,623	787	3,098,763	79,044	83,479	723.5	9,587	656	895
Georgia													
NG Americus		Army Guard	Americus	4	16,524	4	16,524	11	11	9.7	0	0	0
NG Atlanta - Confederate Ave		Army Guard	Atlanta	19	250,340	19	250,340	74	74	38.1	43	141	850
NG Augusta		Army Guard	Augusta	4	42,544	4	42,544	12	12	7.6	230	8	0
NG Barnesville		Army Guard	Barnesville	1	77,158	1	77,158	26	26	12.9	0	0	0
NG Brunswick		Army Guard	Brunswick	5	29,691	5	29,691	7	7	5.3	92	0	0
NG Columbus		Army Guard	Columbus	4	40,754	4	40,754	7	7	7.2	79	7	0
NG Dublin		Army Guard	Dublin	5	28,911	5	28,911	10	10	5.5	0	14	0
NG Kennesaw		Army Guard	Kennesaw	11	39,512	11	39,512	14	14	7.4	168	2	20
* NG Macon RTI		Army Guard	Macon	27	68,275	27	68,275	1,705	2,188	16.9	122	3	13
NG Oglethorpe Armory		Army Guard	Lawrenceville	1	84,931	1	84,931	65	65	14.9	591	7	22
NG Savannah		Army Guard	Savannah	3	71,098	3	71,098	27	27	12.9	198	5	0
NG Tifton		Army Guard	Tifton	4	18,257	4	18,257	8	8	17.9	0	0	0
NG Waycross		Army Guard	Waycross	3	30,492	3	30,492	7	7	5.2	90	2	0
NG Winder Brw Arpt		Army Guard	Winder	7	46,884	7	46,884	34	34	9.7	239	40	8
NG Winder-Downtown		Army Guard	Winder	4	34,675	4	34,675	7	7	5.9	214	2	0
** OTHER SITE(S): 53				155	886,727	161	996,109	486	509	173.6	4,729	209	84
Georgia Total:				257	1,766,773	263	1,876,155	2,499	3,005	350.6	6,795	440	997
Hawaii													
NG Fort Ruger		Army Guard	Honolulu	41	198,392	41	198,392	337	337	65.0	254	170	153
NG Hanapepe		Army Guard	Hanapepe	5	27,691	5	27,691	5	5	9.7	69	3	1
NG Hilo AASF 2		Army Guard	Hilo	4	38,181	4	38,181	12	12	25.5	0	21	1
NG Pu'Unene		Army Guard	Kihei	3	35,968	3	35,968	30	30	14.8	129	4	3
NG TS Keaukaha Mil Res	R	Army Guard	Hilo	36	151,199	36	151,199	509	509	46.9	203	7	15
** OTHER SITE(S): 10				18	105,572	25	181,523	6,923	6,971	103.2	539	8	24
Hawaii Total:				107	557,003	114	632,954	7,816	7,864	265.1	1,194	213	197
Idaho													
* NG GF Bennett Building (600)		Army Guard	Boise	1	29,971	1	29,971	0	6	6.2	0	0	0
NG Lewiston Armory FMS 1		Army Guard	Lewiston	3	21,352	3	21,352	8	8	5.9	93	4	1
* NG Orchard Mates Boise		Army Guard	Boise	9	120,286	10	120,386	0	80	80.8	0	0	0
NG Pocatello Armory FMS 5		Army Guard	Pocatello	4	34,813	4	34,813	11	11	7.6	135	4	0
NG Post Falls Armory FMS S1		Army Guard	Post Falls	3	44,860	3	44,860	8	8	10.3	183	5	0
* Orchard Range TS Boise		Army Guard	Boise	23	18,359	71	78,429	0	138,551	107.9	0	0	0

* Sites having assets that are Federally funded (e.g., owned, lease, licence, permit) and State-owned interest.

** All Locations that do not meet criteria of at least five (5) Acres AND at least \$5M PRV.

State/Territories Army National Guard Base Structure Report - As of 30 Sept 2007

SITE	BRAC 2005	COMPONENT	NAME NEAREST CITY	BUILDINGS				STATE OWNED ACRES	TOTAL ACRES	PRV (\$M)	MIL	CIV	OTHER
				STATE OWNED		TOTAL							
				COUNT	SQFT	COUNT	SQFT						
** OTHER SITE(S): 33				70	374,690	187	1,406,731	75,483	75,820	414.4	2,734	439	233
Idaho Total:				113	644,331	279	1,736,542	75,510	214,484	633.2	3,145	452	234
Illinois													
JAFRC Bartonville (Peoria)		Army Guard	Peoria	3	111,543	3	111,543	27	27	27.4	317	20	1
JAFRC Kankakee (Cpt Stefanich)		Army Guard	Kankakee	2	41,188	2	41,188	11	11	10.5	197	2	2
* Marseilles (MTA Training Area)		Army Guard	Marseilles	33	210,459	33	210,459	2,540	2,814	72.0	104	15	155
NG Beardstown Armory		Army Guard	Beardstown	1	18,332	1	18,332	9	9	5.2	45	0	1
NG Bloomington Armory FMS 16		Army Guard	Bloomington	4	64,037	4	64,037	11	11	14.7	142	6	1
* NG Chicago (Calumet Ave Armory)		Army Guard	Chicago	1	114,864	1	114,864	5	5	28.6	260	9	6
NG Chicago, Jones Armory FMS 14		Army Guard	Chicago	1	294,720	1	294,720	6	6	14.1	446	7	6
NG Crestwood Armory FMS 02		Army Guard	Robbins	1	115,590	1	115,590	18	18	28.7	421	11	3
NG Danville Armory		Army Guard	Danville	1	24,500	1	24,500	10	10	6.4	45	0	1
* NG Decatur AASF#1		Army Guard	Decatur	5	56,666	5	56,666	10	10	26.1	8	24	0
NG Decatur Armory FMS 04		Army Guard	Decatur	3	45,192	3	45,192	12	12	12.4	316	12	2
NG East St Louis Armory FMS 15		Army Guard	Centreville	5	75,728	5	75,728	8	8	16.3	247	6	2
NG Galva Armory		Army Guard	Galva	1	32,864	1	32,864	6	6	8.7	102	0	1
NG Joliet Armory FMS 12		Army Guard	Joliet	3	51,418	3	51,418	5	5	13.0	164	5	1
NG Machesney Park Armory FMS 13		Army Guard	Machesney Park	3	55,422	3	55,422	12	12	14.5	336	8	0
NG Macomb Armory FMS 19A		Army Guard	Macomb	3	58,668	3	58,668	7	7	13.8	166	9	1
NG Marion Armory FMS 18		Army Guard	Marion	3	46,431	3	46,431	11	11	12.3	221	8	1
NG Mattoon Armory FMS 5		Army Guard	Mattoon	4	49,167	4	49,167	7	7	11.3	189	5	0
NG North Riverside Armory		Army Guard	Riverside	1	79,753	1	79,753	10	10	20.5	0	0	0
NG Pontiac Armory		Army Guard	Pontiac	1	29,828	1	29,828	5	5	7.4	75	0	0
NG Quad Cities Armory FMS 19		Army Guard	Milan	3	60,644	3	60,644	25	25	14.9	327	5	0
NG Quincy (Gen Grimmer) FMS 20		Army Guard	Quincy	5	35,426	5	35,426	6	6	9.7	126	7	0
NG Sparta Armory		Army Guard	Sparta	1	25,047	1	25,047	2,653	2,653	9.4	175	0	0
NG Springfield (TS Camp Lincoln)		Army Guard	Springfield	32	503,328	32	503,328	160	160	116.8	1,251	312	102
NG Urbana Armory FMS 17		Army Guard	Urbana	6	112,252	6	112,252	22	22	24.5	157	7	2
NG West Frankfort Armory		Army Guard	West Frankfort	1	20,379	1	20,379	5	5	5.4	131	0	0
NG Woodstock Armory		Army Guard	Woodstock	1	23,400	1	23,400	13	13	6.5	79	0	0
** OTHER SITE(S): 26				40	997,376	41	1,007,376	55	56	248.2	2,833	48	101
Illinois Total:				168	3,354,222	169	3,364,222	5,670	5,945	799.4	8,880	526	389
Indiana													
NG Bedford		Army Guard	Bedford	4	22,265	4	22,265	5	5	5.4	157	5	1
NG Elkhart		Army Guard	Elkhart	10	31,873	10	31,873	8	8	7.1	208	7	1
NG Evansville (1998)		Army Guard	Evansville	3	174,762	3	174,762	20	20	34.5	455	6	3

* Sites having assets that are Federally funded (e.g., owned, lease, licence, permit) and State-owned interest.

** All Locations that do not meet criteria of at least five (5) Acres AND at least \$5M PRV.

State/Territories Army National Guard Base Structure Report - As of 30 Sept 2007

SITE	BRAC 2005	COMPONENT	NAME NEAREST CITY	BUILDINGS				STATE OWNED ACRES	TOTAL ACRES	PRV (\$M)	MIL	CIV	OTHER
				STATE OWNED		TOTAL							
				COUNT	SQFT	COUNT	SQFT						
NG Fort Wayne		Army Guard	Fort Wayne	6	64,215	6	64,215	21	21	12.8	376	7	2
NG Gary		Army Guard	Gary	9	51,248	9	51,248	15	15	10.0	315	12	2
NG Indianapolis 38 ID		Army Guard	Indianapolis	3	106,366	3	106,366	68	68	23.5	1,193	3	12
NG Indianapolis CSMS #1		Army Guard	Indianapolis	4	97,131	4	97,131	12	12	20.5	0	0	0
NG Jasper		Army Guard	Jasper	3	32,500	3	32,500	6	6	6.8	192	6	1
NG Lafayette	R	Army Guard	Lafayette	3	42,910	3	42,910	16	16	8.7	145	5	1
NG Logansport		Army Guard	Logansport	6	26,689	6	26,689	8	8	5.4	215	5	1
NG Muncie		Army Guard	Muncie	4	35,163	4	35,163	16	16	7.0	326	0	2
NG New Albany		Army Guard	New Albany	3	28,014	3	28,014	9	9	6.1	318	8	1
* NG Shelbyville		Army Guard	Shelbyville	4	88,065	5	101,565	58	58	30.7	769	0	33
NG South Bend		Army Guard	South Bend	4	60,871	4	60,871	16	16	11.9	230	0	2
NG Stout Field Indianapolis		Army Guard	Indianapolis	18	425,200	18	425,200	18	18	68.9	943	480	142
** OTHER SITE(S): 65				124	1,104,240	129	1,190,833	393	393	233.7	6,117	104	6,620
Indiana Total:				208	2,391,512	214	2,491,605	686	686	492.9	11,959	648	6,824

Iowa

NG Algona		Army Guard	Algona	4	29,237	4	29,237	12	12	5.2	94	0	0
* NG Boone		Army Guard	Boone	8	194,337	8	194,337	22	28	74.9	770	8	0
NG Cedar Rapids	C	Army Guard	Cedar Rapids	8	73,653	8	73,653	5	5	13.1	391	13	0
* NG Centerville		Army Guard	Centerville	4	33,208	4	33,208	8	8	5.8	57	0	0
NG Clinton		Army Guard	Clinton	4	27,875	4	27,875	5	5	5.4	121	0	0
NG Council Bluffs		Army Guard	Council Bluffs	4	78,731	4	78,731	42	42	16.0	244	5	0
* NG Davenport AASF		Army Guard	Davenport	8	73,880	8	73,880	12	16	20.4	350	0	0
NG Dubuque		Army Guard	Dubuque	5	70,635	5	70,635	22	22	10.3	235	0	0
NG Estherville		Army Guard	Estherville	3	41,760	3	41,760	5	5	7.7	94	1	0
NG Fairfield Armory		Army Guard	Fairfield	3	50,528	3	50,528	5	5	8.8	121	2	0
NG Fort Dodge	C	Army Guard	Fort Dodge	7	66,257	7	66,257	7	7	11.1	158	5	0
NG Iowa City		Army Guard	Iowa City	3	27,452	3	27,452	5	5	5.7	196	7	0
NG Mason City		Army Guard	Mason City	9	58,340	9	58,340	13	13	9.8	118	6	0
NG Oskaloosa		Army Guard	Oskaloosa	3	36,052	3	36,052	10	10	6.2	155	1	0
NG Ottumwa		Army Guard	Ottumwa	3	36,536	3	36,536	5	5	5.3	104	0	0
NG Red Oak		Army Guard	Red Oak	6	34,198	6	34,198	6	6	5.2	68	5	0
NG Sheldon		Army Guard	Sheldon	4	35,480	4	35,480	6	6	5.1	118	1	0
NG Sioux City		Army Guard	Sioux City	6	63,383	6	63,383	11	11	9.9	245	7	1
NG Storm Lake		Army Guard	Storm Lake	6	30,411	6	30,411	6	6	5.6	224	3	0
NG Washington		Army Guard	Washington	3	32,498	3	32,498	6	6	5.1	124	0	0
* NG Waterloo Airport		Army Guard	Waterloo	8	51,012	8	51,012	5	7	8.1	188	2	0
* NG Waterloo Big Rock		Army Guard	Waterloo	9	66,069	9	66,069	0	30	18.9	240	39	0

* Sites having assets that are Federally funded (e.g., owned, lease, licence, permit) and State-owned interest.

** All Locations that do not meet criteria of at least five (5) Acres AND at least \$5M PRV.

State/Territories Army National Guard Base Structure Report - As of 30 Sept 2007

SITE	BRAC 2005	COMPONENT	NAME NEAREST CITY	BUILDINGS				STATE OWNED ACRES	TOTAL ACRES	PRV (\$M)	MIL	CIV	OTHER
				STATE OWNED		TOTAL							
				COUNT	SQFT	COUNT	SQFT						
** OTHER SITE(S): 27				70	524,757	72	543,589	138	138	95.8	1,751	29	2
Iowa Total:				188	1,736,289	190	1,755,121	356	399	359.3	6,166	134	3
<u>Kansas</u>													
JFHQ Kansas		Army Guard	Topeka	27	274,082	27	274,082	79	79	48.7	0	39	3
NG Hutchinson Armory		Army Guard	Hutchinson	3	47,147	3	47,147	7	7	9.1	147	9	1
* NG Kansas City Armory		Army Guard	Kansas City	2	68,488	2	68,488	5	20	14.1	354	9	4
NG Lenexa Armory		Army Guard	Lenexa	3	34,994	3	34,994	7	7	6.8	190	0	1
NG Olathe Armory		Army Guard	Olathe	1	32,877	1	32,877	5	5	6.4	221	1	0
* NG Salina KS Training Center		Army Guard	Salina	13	276,803	16	354,815	42	95	75.8	76	0	4
NG Wichita South Armory		Army Guard	Wichita	2	27,149	2	27,149	6	6	5.4	374	6	0
** OTHER SITE(S): 51				79	796,610	116	1,146,186	130	3,724	247.5	3,524	145	52
Kansas Total:				130	1,558,150	170	1,985,738	281	3,943	413.8	4,886	209	65
<u>Kentucky</u>													
NG Bluegrass Station	R	Army Guard	Lexington	17	57,599	17	57,599	780	780	17.1	39	19	0
NG Bowling Green Reserve Center		Army Guard	Bowling Green	3	39,218	3	39,218	7	7	7.5	296	0	3
NG Buechel Armory		Army Guard	Louisville	7	36,485	7	36,485	20	20	7.0	372	0	1
* NG Frankfort Boone NG Center		Army Guard	Frankfort	46	361,513	47	363,513	655	655	73.0	1,031	310	164
* NG Lexington Armory		Army Guard	Lexington	7	39,791	8	39,991	18	18	7.4	381	10	3
NG Louisville Armory		Army Guard	Louisville	9	59,658	9	59,658	12	12	10.3	270	10	2
NG Morehead Readiness Center		Army Guard	Morehead	2	33,610	2	33,610	75	75	7.3	139	0	0
NG Owensboro Armory		Army Guard	Owensboro	4	35,275	4	35,275	7	7	7.5	466	0	3
NG Richmond Armory		Army Guard	Richmond	5	32,252	5	32,252	5	5	5.7	401	0	1
W.H. Ford Regional Training Ctr		Army Guard	Greenville	69	492,019	69	492,019	11,080	11,080	126.7	137	62	41
** OTHER SITE(S): 54				163	844,034	170	879,122	845	1,156	167.4	4,096	39	45
Kentucky Total:				332	2,031,454	341	2,068,742	13,503	13,814	437.1	7,628	450	263
<u>Louisiana</u>													
Camp Minden TS		Army Guard	Minden	542	2,754,788	542	2,754,788	15,253	15,253	496.4	379	15	739
NG Abbeville		Army Guard	Abbeville	11	27,542	11	27,542	6	6	5.3	251	7	0
NG Alexandria		Army Guard	Alexandria	5	39,222	5	39,222	5	5	7.9	221	0	0
* NG Baton Rouge	C	Army Guard	Baton Rouge	15	49,426	15	49,426	0	8	9.9	355	14	0
NG Beauregard Training Range		Army Guard	Pineville	64	45,160	64	45,160	12,888	12,888	14.3	0	0	0
NG Bogalusa Armory		Army Guard	Bogalusa	7	35,549	7	35,549	5	5	6.6	83	0	0
NG Bossier City		Army Guard	Bossier City	11	43,443	11	43,443	10	10	9.3	168	4	0
NG Breaux Bridge		Army Guard	Breaux Bridge	4	25,956	4	25,956	6	6	5.2	38	0	0

* Sites having assets that are Federally funded (e.g., owned, lease, licence, permit) and State-owned interest.

** All Locations that do not meet criteria of at least five (5) Acres AND at least \$5M PRV.

State/Territories Army National Guard Base Structure Report - As of 30 Sept 2007

SITE	BRAC 2005	COMPONENT	NAME NEAREST CITY	BUILDINGS				STATE OWNED ACRES	TOTAL ACRES	PRV (\$M)	MIL	CIV	OTHER
				STATE OWNED		TOTAL							
				COUNT	SQFT	COUNT	SQFT						
NG Camp Cook		Army Guard	Ball	31	113,350	31	113,350	38	38	24.3	160	0	1
NG Camp Villere		Army Guard	Slidell	48	92,240	48	92,240	1,707	1,707	46.7	136	7	36
NG Carville Gillis Long Center		Army Guard	Carville	111	843,166	111	843,166	366	366	172.8	446	1	478
* NG Esler Field		Army Guard	Pineville	27	667,507	27	667,507	0	1,991	194.6	265	0	0
NG Jackson Barracks	R	Army Guard	New Orleans	87	385,663	87	385,663	113	113	64.7	1,170	243	44
NG Jena Armory		Army Guard	Jena	8	30,571	8	30,571	10	10	7.1	125	7	0
NG Lafayette		Army Guard	Lafayette	11	62,459	11	62,459	6	6	12.6	364	8	0
NG Monroe		Army Guard	Monroe	8	41,155	8	41,155	10	10	8.7	222	8	0
NG Napoleonville		Army Guard	Napoleonville	3	25,322	3	25,322	5	5	5.4	104	0	0
NG Ruston		Army Guard	Ruston	7	105,347	7	105,347	16	16	20.9	279	9	0
NG Shreveport		Army Guard	Shreveport	11	63,853	11	63,853	5	5	12.3	304	9	0
* SMR Camp Beauregard		Army Guard	Pineville	288	830,169	288	830,169	728	728	159.4	678	220	596
** OTHER SITE(S): 46				157	773,983	161	805,791	234	427	162.7	3,947	24	0
Louisiana Total:				1,456	7,055,870	1,460	7,087,678	31,411	33,603	1,447.2	9,695	576	1,894
Maine													
NG Augusta Armory		Army Guard	Augusta	1	67,686	1	67,686	5	5	14.2	238	1	1
NG Belfast Armory		Army Guard	Belfast	2	24,680	2	24,680	27	27	36.9	146	0	0
* NG Bog Brook Riley TS		Army Guard	Bethel	10	3,597	27	21,768	10,172	10,220	11.0	0	0	0
NG Brewer Armory		Army Guard	Brewer	3	29,893	3	29,893	6	6	6.3	131	0	0
NG Camp Keyes TS		Army Guard	Augusta	40	279,968	40	279,968	38	38	60.3	258	133	92
* NG Deepwoods TS		Army Guard	Old Town	1	231	1	231	0	711,000	56.4	0	2	0
NG Lewiston AFRC		Army Guard	Lewiston	6	37,466	6	37,466	6	6	7.5	179	1	0
NG Norway Armory		Army Guard	Norway	3	35,405	3	35,405	5	5	7.6	78	0	0
NG Portland Armory FMS		Army Guard	Portland	8	76,320	8	76,320	9	9	16.1	129	1	13
NG Presque Isle Armory		Army Guard	Presque Isle	3	26,685	3	26,685	6	6	5.3	51	0	2
NG Solman State Armory		Army Guard	Caribou	2	60,258	2	60,258	7	7	11.5	0	0	15
NG Waterville Armory		Army Guard	Waterville	4	43,336	4	43,336	5	5	9.4	64	0	19
** OTHER SITE(S): 16				45	183,034	73	543,793	871	1,081	128.6	1,320	71	71
Maine Total:				128	868,559	173	1,247,488	11,157	722,415	371.1	2,594	209	213
Maryland													
NG BG (MD) Louis G. Smith		Army Guard	Easton	1	22,154	1	22,154	12	12	5.4	102	0	0
NG BG (MD) Randolph Millholland		Army Guard	Hagerstown	3	38,269	3	38,269	25	25	8.4	78	9	0
NG BG Thomas B. Baker		Army Guard	Ellicott City	4	33,032	4	33,032	6	6	6.4	188	0	0
NG Cong Steny Hoyer Armory		Army Guard	Cheltenham	4	35,791	4	35,791	14	14	8.2	75	0	0
NG Cpt Thomas Price		Army Guard	Cumberland	2	27,611	2	27,611	9	9	5.7	85	6	0
NG CSM Blair Lee Crockett		Army Guard	Salisbury	3	33,430	3	33,430	11	11	8.2	148	8	0

* Sites having assets that are Federally funded (e.g., owned, lease, licence, permit) and State-owned interest.

** All Locations that do not meet criteria of at least five (5) Acres AND at least \$5M PRV.

State/Territories Army National Guard Base Structure Report - As of 30 Sept 2007

SITE	BRAC 2005	COMPONENT	NAME NEAREST CITY	BUILDINGS				STATE OWNED ACRES	TOTAL ACRES	PRV (\$M)	MIL	CIV	OTHER
				STATE OWNED		TOTAL							
				COUNT	SQFT	COUNT	SQFT						
NG CSM Jerome M. Grollman		Army Guard	Dundalk	3	34,586	3	34,586	8	8	8.4	338	10	0
NG CW4 Melvin Sherr		Army Guard	Baltimore	2	44,675	2	44,675	16	16	8.9	199	1	0
NG Havre de Grace Military Reservation		Army Guard	Havre De Grace	40	233,851	40	233,851	76	76	45.3	266	94	10
NG LTC (MD) E. Leslie Medford		Army Guard	Annapolis	2	41,833	2	41,833	6	6	9.0	204	0	1
NG MG (Brevet) John R. Kenly		Army Guard	Greenbelt	3	31,652	3	31,652	8	8	6.6	94	0	0
NG MG George M. Gelston		Army Guard	Silver Spring	3	27,078	3	27,078	14	14	6.8	131	7	0
NG MG Harry C. Ruhl		Army Guard	Towson	1	71,699	1	71,699	7	7	15.8	154	0	0
NG MTA Camp Fretterd		Army Guard	Reisterstown	57	409,704	57	409,704	587	587	97.0	585	24	104
NG MTA Gunpowder Military Reserva		Army Guard	Glen Arm	18	46,291	18	46,291	240	240	13.8	130	0	58
NG Pikesville Mil Res		Army Guard	Pikesville	6	253,118	6	253,118	15	15	41.8	426	9	0
** OTHER SITE(S): 19				64	782,656	66	813,433	1,216	1,228	170.3	1,466	250	2
Maryland Total:				216	2,167,430	218	2,198,207	2,269	2,282	465.9	4,669	418	175
Massachusetts													
NG Brockton		Army Guard	Brockton	5	28,940	5	28,940	8	8	6.7	67	6	0
NG Devens	C	Army Guard	Ayer	17	125,251	17	125,251	64	64	29.2	0	0	0
NG MTA Camp Curtis Guil		Army Guard	Reading	50	111,725	50	111,725	680	680	25.2	406	16	11
** OTHER SITE(S): 41				87	1,531,802	91	1,602,160	58	58	355.8	5,105	274	63
Massachusetts Total:				159	1,797,718	163	1,868,076	811	811	416.9	5,578	296	74
Michigan													
MTC-H Camp Grayling		Army Guard	Grayling	307	1,357,524	307	1,357,524	146,750	146,750	508.5	705	123	94
NG Albion		Army Guard	Albion	2	24,508	2	24,508	9	9	5.1	136	0	1
NG Bay City		Army Guard	Bay City	3	45,818	3	45,818	12	12	8.4	72	0	1
NG Big Rapids		Army Guard	Big Rapids	4	27,560	4	27,560	10	10	5.2	79	0	0
NG Detroit Light Guard		Army Guard	Detroit	5	118,353	5	118,353	8	8	22.0	911	9	3
NG Detroit Olympia		Army Guard	Detroit	3	47,191	3	47,191	10	10	11.6	171	0	0
NG Gladstone		Army Guard	Gladstone	4	23,054	4	23,054	5	5	5.0	121	0	1
NG Grand Ledge Hangar		Army Guard	Grand Ledge	1	26,304	1	26,304	29	29	13.1	0	10	1
NG Howell		Army Guard	Howell	3	35,834	3	35,834	6	6	8.6	120	0	0
NG Ishpeming		Army Guard	Ishpeming	7	38,691	7	38,691	8	8	8.0	173	20	1
NG Jackson		Army Guard	Jackson	4	116,829	4	116,829	32	32	24.5	312	1	1
NG Kalamazoo		Army Guard	Kalamazoo	5	32,226	5	32,226	43	43	6.0	51	0	1
NG Lansing Headquarters		Army Guard	Lansing	5	106,191	5	106,191	6	6	20.8	552	224	63
NG Lansing Headquarters Complex		Army Guard	Lansing	5	374,648	5	374,648	59	59	84.5	0	0	0
NG Lansing USPFO		Army Guard	Lansing	6	73,095	6	73,095	6	6	9.7	0	0	0
NG Manistee		Army Guard	Manistee	3	30,509	3	30,509	5	5	6.4	75	1	0
NG Marquette		Army Guard	Marquette	4	33,115	4	33,115	6	6	6.7	0	4	1

* Sites having assets that are Federally funded (e.g., owned, lease, licence, permit) and State-owned interest.

** All Locations that do not meet criteria of at least five (5) Acres AND at least \$5M PRV.

State/Territories Army National Guard Base Structure Report - As of 30 Sept 2007

SITE	BRAC 2005	COMPONENT	NAME NEAREST CITY	BUILDINGS				STATE OWNED ACRES	TOTAL ACRES	PRV (\$M)	MIL	CIV	OTHER
				STATE OWNED		TOTAL							
				COUNT	SQFT	COUNT	SQFT						
NG Midland		Army Guard	Midland	7	48,714	7	48,714	12	12	7.9	142	13	1
NG Montague		Army Guard	Montague	6	65,059	6	65,059	10	10	9.1	161	6	1
NG Pontiac		Army Guard	Pontiac	3	32,037	3	32,037	10	10	7.3	170	0	1
NG Saginaw		Army Guard	Saginaw	2	29,779	2	29,779	6	6	6.8	100	0	0
NG Sault Ste Marie		Army Guard	Sault Ste Marie	6	49,956	6	49,956	9	9	7.5	185	11	1
NG Sturgis		Army Guard	Sturgis	4	23,411	4	23,411	6	6	5.1	56	0	1
NG Taylor		Army Guard	Taylor	5	62,308	5	62,308	17	17	15.0	320	3	1
NG Wyoming		Army Guard	Wyoming	6	113,533	6	113,533	10	10	21.2	423	16	1
NG Ypsilanti		Army Guard	Ypsilanti	5	76,397	5	76,397	9	9	13.7	0	18	1
** OTHER SITE(S): 33				99	619,165	104	755,477	275	275	334.3	2,694	167	14
Michigan Total:				514	3,631,809	519	3,768,121	147,367	147,367	1,182.1	7,729	626	190
Minnesota													
Camp Ripley		Army Guard	Little Falls	1,292	2,618,166	1,292	2,618,166	52,758	52,758	820.7	1,219	248	367
NG Albert Lea Armory		Army Guard	Albert Lea	1	28,942	1	28,942	8	8	6.8	79	1	0
NG Austin Armory		Army Guard	Austin	4	23,284	4	23,284	5	5	5.6	127	0	0
NG Bemidji Armory		Army Guard	Bemidji	1	21,288	1	21,288	5	5	5.1	41	1	0
NG Bloomington Armory		Army Guard	Minneapolis	3	42,333	3	42,333	11	11	10.3	403	1	0
NG Brainerd Armory		Army Guard	Brainerd	1	39,112	1	39,112	9	9	9.3	130	0	0
NG Brooklyn Park Armory		Army Guard	Minneapolis	1	28,433	1	28,433	5	5	7.0	157	1	0
NG Cottage Grove Armory		Army Guard	Cottage Grove	1	54,651	1	54,651	7	7	12.6	160	1	0
NG Crookston Armory		Army Guard	Crookston	1	22,064	1	22,064	6	6	5.7	8	2	0
* NG Detroit Lakes Armory OMS #5		Army Guard	Detroit Lakes	5	24,129	5	24,129	5	5	5.8	73	12	0
* NG Duluth Armory		Army Guard	Duluth	1	44,502	1	44,502	7	207	11.2	402	0	0
* NG Holman Field AASF		Army Guard	St. Paul	2	109,059	2	109,059	8	8	34.1	464	3	0
NG Hutchinson Armory		Army Guard	Hutchinson	5	24,659	5	24,659	5	5	5.2	79	0	0
NG Inver Grove Heights Armory		Army Guard	Inver Grove Heights	1	42,477	1	42,477	5	5	10.2	327	0	0
NG Mankato Armory		Army Guard	Mankato	2	65,160	2	65,160	5	5	12.8	266	6	0
NG Minneapolis Armory		Army Guard	Minneapolis	1	37,013	1	37,013	6	6	9.0	82	4	0
* NG Montevideo Armory		Army Guard	Montevideo	1	40,689	1	40,689	4	44	9.5	89	5	0
NG Moorhead Armory		Army Guard	Moorhead	2	55,928	2	55,928	7	7	11.2	314	3	0
* NG Rochester NGA and OMS 2		Army Guard	Rochester	4	40,248	4	40,248	8	408	10.1	315	8	0
* NG Rosemount Armory		Army Guard	Rosemount	1	99,522	1	99,522	12	112	22.8	541	4	0
NG Rosemount Maint Facility		Army Guard	Rosemount	1	30,516	1	30,516	44	44	8.3	0	19	0
* NG Roseville Armory		Army Guard	St. Paul	2	41,617	2	41,617	7	7	9.6	381	5	0
* NG St Cloud Armory		Army Guard	St. Cloud	1	40,373	1	40,373	7	57	9.9	539	8	0
** OTHER SITE(S): 48				67	903,914	70	942,161	120	921	212.4	3,864	307	0

* Sites having assets that are Federally funded (e.g., owned, lease, licence, permit) and State-owned interest.

** All Locations that do not meet criteria of at least five (5) Acres AND at least \$5M PRV.

State/Territories Army National Guard Base Structure Report - As of 30 Sept 2007

SITE	BRAC 2005	COMPONENT	NAME NEAREST CITY	BUILDINGS				STATE OWNED ACRES	TOTAL ACRES	PRV (\$M)	MIL	CIV	OTHER
				STATE OWNED		TOTAL							
				COUNT	SQFT	COUNT	SQFT						
Minnesota Total:				1,401	4,478,079	1,404	4,516,326	53,064	54,655	1,265.0	10,060	639	367
Mississippi													
* NG Amory		Army Guard	Amory	1	29,714	1	29,714	0	12	5.4	83	2	0
* NG Bay Springs		Army Guard	Bay Springs	4	29,884	4	29,884	0	5	8.8	64	0	0
NG Brookhaven Readiness Center & FMS #3		Army Guard	Brookhaven	4	36,935	4	36,935	15	15	7.1	109	10	0
* NG Canton		Army Guard	Canton	2	27,047	2	27,047	0	7	5.0	178	0	0
* NG Crystal Springs		Army Guard	Crystal Springs	3	33,170	3	33,170	0	13	6.2	78	0	0
* NG Forest		Army Guard	Forest	3	32,753	3	32,753	0	10	5.7	64	0	0
* NG Greenville		Army Guard	Greenville	2	33,295	2	33,295	0	20	6.3	92	0	0
* NG Gulfport and OMS 13		Army Guard	Gulfport	3	51,815	3	51,815	0	9	9.9	126	1	0
* NG Gulfport AVCRAD		Army Guard	Gulfport	8	162,366	8	162,366	0	54	48.0	407	88	45
* NG Hawkins Field		Army Guard	Jackson	7	102,587	7	102,587	0	11	62.4	345	58	1
NG Jackson N.W. St.		Army Guard	Jackson	6	32,823	6	32,823	8	8	5.9	254	0	0
* NG Jackson Raymond Road		Army Guard	Jackson	6	96,007	6	96,007	0	17	16.4	222	19	0
* NG Louisville		Army Guard	Louisville	4	31,531	4	31,531	0	10	5.8	80	6	0
* NG Meridian		Army Guard	Meridian	5	48,409	5	48,409	0	22	13.8	162	28	1
NG Oxford		Army Guard	Oxford	2	66,040	2	66,040	21	21	13.0	63	1	0
* NG Senatobia		Army Guard	Senatobia	4	63,852	4	63,852	0	13	11.2	131	13	0
NG Tago		Army Guard	Jackson	6	93,520	6	93,520	10	10	16.7	475	234	82
* NG USPFO MS		Army Guard	Pearl	6	108,286	6	108,286	0	35	13.7	3	14	1
NG Vicksburg Station		Army Guard	Vicksburg	4	45,067	4	45,067	10	10	8.7	36	0	0
** OTHER SITE(S): 80				213	1,220,481	221	1,285,653	14	344	229.9	6,044	131	9
Mississippi Total:				293	2,345,582	301	2,410,754	77	644	499.8	9,016	605	139
Missouri													
NG Columbia		Army Guard	Columbia	2	28,854	2	28,854	10	10	5.7	148	0	1
* NG Dexter (New)		Army Guard	Dexter	2	27,808	2	27,808	10	15	6.1	0	0	0
NG Festus		Army Guard	Festus	4	39,755	4	39,755	40	40	9.6	0	8	1
NG Jefferson Barracks St Louis	C	Army Guard	St. Louis	11	222,450	11	222,450	35	35	44.3	821	24	36
NG Jefferson City		Army Guard	Jefferson City	2	47,209	2	47,209	15	15	9.4	159	8	0
NG Jefferson City AASF		Army Guard	Jefferson City	1	29,847	1	29,847	17	17	10.9	76	0	5
NG Joplin		Army Guard	Joplin	2	29,192	2	29,192	5	5	5.6	175	10	4
* NG Kansas City		Army Guard	Kansas City	2	95,949	2	95,949	0	8	18.6	717	0	12
NG Lexington		Army Guard	Lexington	3	33,031	3	33,031	5	5	5.8	260	0	1
NG Macon		Army Guard	Macon	4	33,901	4	33,901	10	10	6.5	185	1	1
NG Macon TS		Army Guard	Macon	6	4,257	6	4,257	3,083	3,083	5.8	0	0	0
* NG Pierce City (New)		Army Guard	Pierce City	3	30,282	3	30,282	0	10	5.8	131	0	0

* Sites having assets that are Federally funded (e.g., owned, lease, licence, permit) and State-owned interest.

** All Locations that do not meet criteria of at least five (5) Acres AND at least \$5M PRV.

State/Territories Army National Guard Base Structure Report - As of 30 Sept 2007

SITE	BRAC 2005	COMPONENT	NAME NEAREST CITY	BUILDINGS				STATE OWNED ACRES	TOTAL ACRES	PRV (\$M)	MIL	CIV	OTHER
				STATE OWNED		TOTAL							
				COUNT	SQFT	COUNT	SQFT						
NG Poplar Bluff		Army Guard	Poplar Bluff	3	43,181	3	43,181	10	10	8.4	231	8	3
NG Springfield		Army Guard	Springfield	4	60,043	4	60,043	16	16	11.3	846	55	9
* NG Springfield AVCRAD		Army Guard	Springfield	7	108,408	9	115,946	0	35	31.8	351	140	38
NG St Joseph		Army Guard	St. Joseph	4	36,290	4	36,290	5	5	7.2	41	8	1
NG TS Ike Skelton Jefferson City		Army Guard	Jefferson City	22	411,816	22	411,816	385	385	90.1	606	340	269
** OTHER SITE(S): 51				114	999,854	134	1,140,711	2,384	2,436	221.7	3,258	110	84
Missouri Total:				196	2,282,127	218	2,430,522	6,030	6,140	504.5	8,005	712	465
Montana													
NG Billings AFRC		Army Guard	Billings	3	133,506	3	133,506	16	16	32.4	343	0	0
NG Butte AFRC		Army Guard	Butte	4	32,998	4	32,998	5	5	8.0	139	1	2
NG Culbertson RC - FMS 04		Army Guard	Culbertson	7	25,655	7	25,655	5	5	5.9	39	3	0
NG Havre Readiness Center		Army Guard	Havre	2	34,064	2	34,064	6	6	8.3	72	0	0
NG Helena - Womack RC		Army Guard	Helena	1	22,269	1	22,269	15	15	5.1	102	0	0
NG Kalispell FMS 01-AFRC		Army Guard	Kalispell	6	68,306	6	68,306	20	20	16.7	247	4	2
NG Libby Readiness Center		Army Guard	Libby	1	20,585	1	20,585	10	10	5.0	37	0	0
NG Missoula Readiness Center	C	Army Guard	Missoula	2	28,203	2	28,203	5	5	7.5	195	0	2
** OTHER SITE(S): 20				48	262,874	58	527,039	62	4,972	153.8	1,068	73	146
Montana Total:				74	628,460	84	892,625	145	5,055	242.9	2,242	81	152
Nebraska													
NG Kearney RC/FMS 02	C	Army Guard	Kearney	5	61,217	5	61,217	29	29	10.9	136	12	0
NG Lincoln 1776 Armory		Army Guard	Lincoln	1	65,532	1	65,532	9	9	13.3	303	15	0
NG Lincoln Complex/FMS 01		Army Guard	Lincoln	17	130,251	17	130,251	14	14	23.1	89	116	33
NG Lincoln CSMS 31/USPFO		Army Guard	Lincoln	5	109,429	5	109,429	19	19	16.2	26	61	0
NG Norfolk FMS 07		Army Guard	Norfolk	3	26,718	3	26,718	14	14	6.5	14	10	0
* NG North Omaha Readiness Center		Army Guard	Omaha	1	42,771	1	42,771	0	20	9.0	233	0	1
NG Omaha Readiness Center		Army Guard	Omaha	4	62,026	4	62,026	6	6	10.1	177	0	1
** OTHER SITE(S): 27				66	537,964	68	544,614	144	144	102.1	1,860	54	49
Nebraska Total:				102	1,035,908	104	1,042,558	234	254	191.3	2,838	268	84
Nevada													
* NG Fairview Complex		Army Guard	Carson City	11	244,761	12	273,553	29	29	70.0	265	137	138
NG Floyd Edsall Training Center		Army Guard	Las Vegas	11	118,711	11	118,711	3,984	3,984	32.6	563	31	30
NG Harry Reid Training Center		Army Guard	Reno	14	154,227	14	154,227	48	48	68.9	328	69	28
NG Henderson Complex		Army Guard	Henderson	7	31,671	7	31,671	35	35	8.5	411	6	1
NG Lv (Henderson) Readiness Ctr		Army Guard	Las Vegas	1	87,840	1	87,840	50	50	27.4	0	0	0

* Sites having assets that are Federally funded (e.g., owned, lease, licence, permit) and State-owned interest.

** All Locations that do not meet criteria of at least five (5) Acres AND at least \$5M PRV.

State/Territories Army National Guard Base Structure Report - As of 30 Sept 2007

SITE	BRAC 2005	COMPONENT	NAME NEAREST CITY	BUILDINGS				STATE OWNED ACRES	TOTAL ACRES	PRV (\$M)	MIL	CIV	OTHER
				STATE OWNED		TOTAL							
				COUNT	SQFT	COUNT	SQFT						
NG South Carson Complex		Army Guard	Carson City	16	70,486	16	70,486	13	13	16.5	0	0	0
* NG Stead TS		Army Guard	Reno	12	43,744	13	46,979	0	10	12.8	52	2	4
** OTHER SITE(S): 7				16	65,600	16	65,600	20	660	19.3	242	4	1
Nevada Total:				88	817,040	90	849,067	4,179	4,829	256.0	1,861	249	202
<u>New Hampshire</u>													
NG Hillsborough Readiness Center		Army Guard	Hillsboro	3	18,243	3	18,243	10	10	17.7	74	7	1
NG Littleton Readiness Center		Army Guard	Littleton	5	31,214	5	31,214	20	20	6.2	48	5	1
NG Manchester Readiness Center		Army Guard	Manchester	3	109,275	3	109,275	8	8	67.0	292	9	3
NG Nashua Readiness Center		Army Guard	Nashua	2	23,082	2	23,082	7	7	5.2	230	0	1
* NG New Hampshire AASF		Army Guard	Concord	2	195,843	2	195,843	0	27	65.2	28	0	2
NG New Hampshire TS		Army Guard	Strafford	10	58,740	10	58,740	105	105	18.9	53	5	3
NG Portsmouth Readiness Center	C	Army Guard	Portsmouth	2	22,432	2	22,432	5	5	5.1	115	0	1
* NG State Military Reservation		Army Guard	Concord	21	301,312	22	311,629	43	43	83.1	516	166	43
** OTHER SITE(S): 15				27	238,441	29	255,001	106	106	54.7	948	6	24
New Hampshire Total:				75	998,582	78	1,025,459	303	330	323.0	2,304	198	79
<u>New Jersey</u>													
NG Bordentown 206		Army Guard	Bordentown	3	25,001	3	25,001	10	10	6.2	91	47	10
NG Bordentown CSMS		Army Guard	Bordentown	5	39,372	5	39,372	15	15	9.8	0	0	2
NG Cape May		Army Guard	Cape May Courthouse	5	28,950	5	28,950	21	21	7.0	128	5	3
NG Cherry Hill		Army Guard	Cherry Hill	3	41,696	3	41,696	9	9	11.0	354	0	2
NG Dover		Army Guard	Dover	2	20,105	2	20,105	16	16	5.1	165	0	1
NG Flemington		Army Guard	Flemington	3	25,573	3	25,573	13	13	5.4	93	2	1
NG Hackettstown		Army Guard	Hackettstown	3	26,999	3	26,999	16	16	5.7	63	0	2
NG Lawrenceville		Army Guard	Trenton	12	303,014	12	303,014	75	75	60.0	184	9	22
NG Morristown		Army Guard	Morristown	5	82,844	5	82,844	43	43	27.6	446	2	3
NG NGTC Sea Girt NJ		Army Guard	Sea Girt	51	291,277	51	291,277	167	167	80.8	322	13	0
NG Riverdale		Army Guard	Riverdale	5	44,197	5	44,197	7	7	11.2	0	0	2
NG Somerset		Army Guard	Somerset	4	57,027	4	57,027	20	20	14.4	166	12	4
NG Teaneck		Army Guard	Teaneck	5	171,913	5	171,913	14	14	40.4	226	12	4
NG Toms River		Army Guard	Toms River	6	32,194	6	32,194	32	32	7.9	210	0	2
NG Washington		Army Guard	Port Murray	2	42,706	2	42,706	17	17	10.2	345	1	4
NG West Orange		Army Guard	West Orange	8	131,921	8	131,921	21	21	33.4	240	36	12
NG Westfield		Army Guard	Westfield	5	76,026	5	76,026	13	13	18.9	267	8	2
** OTHER SITE(S): 22				40	615,442	43	689,133	101	143	165.1	2,622	77	162
New Jersey Total:				167	2,056,257	170	2,129,948	610	652	520.1	5,922	224	238

* Sites having assets that are Federally funded (e.g., owned, lease, licence, permit) and State-owned interest.

** All Locations that do not meet criteria of at least five (5) Acres AND at least \$5M PRV.

State/Territories Army National Guard Base Structure Report - As of 30 Sept 2007

SITE	BRAC 2005	COMPONENT	NAME NEAREST CITY	BUILDINGS				STATE OWNED ACRES	TOTAL ACRES	PRV (\$M)	MIL	CIV	OTHER
				STATE OWNED		TOTAL							
				COUNT	SQFT	COUNT	SQFT						
New Mexico													
NG Albuquerque		Army Guard	Albuquerque	3	60,836	3	60,836	17	17	16.5	405	8	62
NG Belen		Army Guard	Belen	1	29,205	1	29,205	11	11	6.1	212	0	0
NG Clovis		Army Guard	Clovis	4	35,571	4	35,571	12	12	7.5	119	6	0
NG Farmington		Army Guard	Farmington	2	31,023	2	31,023	9	9	5.4	92	0	9
NG Las Cruces		Army Guard	Las Cruces	3	52,969	3	52,969	43	43	11.0	430	11	34
NG Onate Complex TS		Army Guard	Santa Fe	13	303,721	13	303,721	313	313	65.8	954	257	140
NG Portales		Army Guard	Portales	1	24,100	1	24,100	42	42	5.3	0	0	0
NG Rio Rancho TS		Army Guard	Rio Rancho	12	100,538	12	100,538	120	120	20.2	500	10	2
* NG Santa Fe AASF		Army Guard	Santa Fe	2	28,322	3	28,442	0	17	7.6	126	1	2
NG Taos		Army Guard	Ranches of Taos	1	27,300	1	27,300	10	10	5.9	72	0	2
NG TS Camp Luna		Army Guard	Las Vegas	1	27,300	1	27,300	133	133	6.3	100	0	3
** OTHER SITE(S): 21				35	619,323	41	648,403	408	408	134.9	804	15	329
New Mexico Total:				78	1,340,208	85	1,369,408	1,118	1,135	292.7	3,814	308	583
New York													
Camp Smith		Army Guard	Peekskill	70	438,986	70	438,986	1,614	1,614	97.4	283	59	45
NG Albany AASF 3		Army Guard	Albany	2	35,270	2	35,270	22	22	14.6	0	0	0
NG Auburn RC OMS 4		Army Guard	Auburn	4	63,607	4	63,607	13	13	15.0	162	6	3
NG DMNA HQ OMS19		Army Guard	Latham	2	162,735	2	162,735	42	42	36.4	740	192	159
NG Geneseo RC OMS 3		Army Guard	Geneseo	2	52,629	2	52,629	18	18	11.6	80	6	0
NG Horseheads Readiness Center		Army Guard	Horseheads	1	35,148	1	35,148	14	14	6.9	113	0	1
NG Ithaca Readiness Center		Army Guard	Ithaca	1	26,965	1	26,965	8	8	6.3	87	0	0
NG Kingston RC OMS 7		Army Guard	Kingston	4	78,567	4	78,567	19	19	18.2	179	8	3
NG Leeds Readiness Center		Army Guard	Leeds	1	23,144	1	23,144	94	94	8.3	51	0	1
NG Masten Ave RC OMS 1		Army Guard	Buffalo	6	299,567	6	299,567	10	10	64.4	656	15	3
NG Newburgh Readiness Center	C	Army Guard	Newburgh	2	80,379	2	80,379	12	12	16.6	271	1	2
NG Orangeburg Readiness Center		Army Guard	Orangeburg	1	25,747	1	25,747	14	14	5.2	118	0	0
NG Peekskill Readiness Center		Army Guard	Peekskill	4	96,314	4	96,314	22	22	18.5	108	0	0
NG Riverhead Readiness Center	C	Army Guard	Riverhead	2	32,221	2	32,221	6	6	6.8	51	0	0
NG Rochester Culver Rd Readiness		Army Guard	Rochester	4	96,961	4	96,961	11	11	19.7	58	0	0
* NG Rochester RC OMS 11		Army Guard	Rochester	4	134,242	4	134,242	25	25	36.7	632	61	0
* NG Ronkonkoma Readiness Ctr OMS		Army Guard	Ronkonkoma	2	71,476	2	71,476	0	20	22.9	337	53	0
NG Saranac Lake Readiness Center		Army Guard	Saranac Lake	1	20,784	1	20,784	29	29	5.3	29	0	0
NG Staten Island RC OMS 14		Army Guard	New York City	4	60,598	4	60,598	20	20	13.5	334	16	0
NG Troy Glenmore Road RC OMS 17		Army Guard	Troy	2	76,958	2	76,958	13	13	17.0	507	13	0
NG Utica Readiness Center OMS 6		Army Guard	Utica	5	138,236	5	138,236	20	20	28.2	312	17	0
NG Valhalla RC OMS 8		Army Guard	Valhalla	2	61,793	2	61,793	8	8	13.3	39	13	0

* Sites having assets that are Federally funded (e.g., owned, lease, licence, permit) and State-owned interest.

** All Locations that do not meet criteria of at least five (5) Acres AND at least \$5M PRV.

State/Territories Army National Guard Base Structure Report - As of 30 Sept 2007

SITE	BRAC 2005	COMPONENT	NAME NEAREST CITY	BUILDINGS				STATE OWNED ACRES	TOTAL ACRES	PRV (\$M)	MIL	CIV	OTHER
				STATE OWNED		TOTAL							
				COUNT	SQFT	COUNT	SQFT						
** OTHER SITE(S): 43				75	2,518,661	81	2,683,575	484	530	555.4	4,988	122	59
New York Total:				201	4,630,988	207	4,795,902	2,518	2,584	1,038.2	10,135	582	276
North Carolina													
NG Charlotte Consolidated Site		Army Guard	Charlotte	6	100,848	6	100,848	10	10	17.4	435	25	44
NG Clinton Armory		Army Guard	Clinton	2	33,981	2	33,981	20	20	5.6	132	4	0
NG Fayetteville		Army Guard	Fayetteville	2	30,922	2	30,922	44	44	5.1	202	6	0
NG Goldsboro Armory		Army Guard	Goldsboro	4	37,613	4	37,613	9	9	6.8	280	9	0
NG Greensboro		Army Guard	Greensboro	6	39,108	6	39,108	14	14	7.1	231	9	0
NG High Point		Army Guard	High Point	7	32,295	7	32,295	9	9	5.8	137	8	0
NG Kinston		Army Guard	Kinston	5	52,129	5	52,129	35	35	9.8	228	15	0
NG Morrisville		Army Guard	Morrisville	5	121,406	5	121,406	35	35	41.2	735	87	5
NG Raleigh		Army Guard	Raleigh	17	177,067	17	177,067	69	69	25.1	466	421	63
* NG Tarheel Challenge Academy		Army Guard	Salemburg	5	30,540	5	30,540	0	10	5.4	0	0	0
** OTHER SITE(S): 87				159	1,461,048	169	1,511,059	478	485	246.2	6,707	90	57
North Carolina Total:				218	2,116,957	228	2,166,968	723	740	375.6	9,553	674	169
North Dakota													
* Camp Grafton		Army Guard	Devils Lake	374	723,589	374	723,589	10,677	12,923	187.9	442	65	57
* NG Bismarck AASF Complex		Army Guard	Bismarck	4	157,219	4	157,219	0	39	43.3	224	33	9
NG Bismarck Fraire Barracks		Army Guard	Bismarck	10	103,814	10	103,814	21	21	21.6	0	47	91
NG Bismarck RJB Complex		Army Guard	Bismarck	7	214,197	7	214,197	89	89	46.0	829	176	6
NG Fargo AFRC		Army Guard	Fargo	1	117,271	1	117,271	19	19	28.5	507	0	3
NG Grand Forks Complex		Army Guard	Grand Forks	3	41,462	3	41,462	25	25	10.8	0	10	0
NG Wahpeton AFRC		Army Guard	Wahpeton	2	91,887	2	91,887	18	18	18.3	146	0	3
** OTHER SITE(S): 31				38	60,328	58	370,562	1,071	1,111	77.7	1,080	30	0
North Dakota Total:				439	1,509,767	459	1,820,001	11,919	14,244	434.1	3,228	361	169
Ohio													
Camp Perry TS (CTC)		Army Guard	Port Clinton	484	559,871	484	559,871	640	640	130.0	54	26	147
NG Beightler Armory		Army Guard	Columbus	2	137,999	2	137,999	51	51	26.1	0	0	0
NG Bowling Green		Army Guard	Bowling Green	1	28,500	1	28,500	17	17	5.4	131	0	1
NG Cincinnati RR		Army Guard	Cincinnati	2	41,508	2	41,508	6	6	8.0	0	0	1
NG Cleveland		Army Guard	Cleveland	3	46,644	3	46,644	14	14	9.2	402	8	1
NG Cleveland		Army Guard	Brook Park	2	33,626	2	33,626	5	5	7.4	171	9	1
NG Columbus (Howey)	C	Army Guard	Columbus	2	39,658	2	39,658	9	9	8.1	683	18	1
NG Greensburg (N.Canton)		Army Guard	North Canton	4	144,984	4	144,984	42	42	45.7	620	46	2

* Sites having assets that are Federally funded (e.g., owned, lease, licence, permit) and State-owned interest.

** All Locations that do not meet criteria of at least five (5) Acres AND at least \$5M PRV.

**State/Territories Army National Guard
Base Structure Report - As of 30 Sept 2007**

SITE	BRAC 2005	COMPONENT	NAME NEAREST CITY	BUILDINGS				STATE OWNED ACRES	TOTAL ACRES	PRV (\$M)	MIL	CIV	OTHER
				STATE OWNED		TOTAL							
				COUNT	SQFT	COUNT	SQFT						
NG Hamilton		Army Guard	Hamilton	3	47,676	3	47,676	10	10	8.4	279	11	1
NG Kettering		Army Guard	Dayton	2	37,318	2	37,318	10	10	8.4	451	11	0
NG Marion		Army Guard	Marion	1	19,628	1	19,628	32	32	5.6	94	0	1
NG Medina		Army Guard	Medina	2	51,200	2	51,200	16	16	7.9	92	0	1
NG Middletown		Army Guard	Middletown	2	34,367	2	34,367	5	5	6.6	225	0	2
NG Newark	C	Army Guard	Newark	6	148,221	6	148,221	23	23	23.5	55	130	3
NG Stow		Army Guard	Stow	2	46,783	2	46,783	8	8	9.9	292	7	1
NG Walbridge		Army Guard	Walbridge	2	44,082	2	44,082	16	16	8.7	514	14	1
NG Woodlawn		Army Guard	Cincinnati	1	99,000	1	99,000	17	17	21.4	438	4	0
NG Youngstown (Austin Town)		Army Guard	Youngstown	2	28,913	2	28,913	15	15	5.6	306	8	1
** OTHER SITE(S): 32				56	581,652	57	607,492	262	282	113.3	2,977	39	61
Ohio Total:				579	2,171,630	580	2,197,470	1,198	1,218	459.2	7,784	331	226
Oklahoma													
NG 23rd St. Readiness Center	C	Army Guard	Oklahoma City	2	81,667	2	81,667	6	6	15.5	529	11	2
NG Ardmore Readiness Center		Army Guard	Ardmore	3	33,215	3	33,215	8	8	6.6	166	1	0
NG Edmond Readiness Center	C	Army Guard	Edmond	1	25,498	1	25,498	10	10	5.2	186	0	0
NG Enid Readiness Center	C	Army Guard	Enid	1	43,173	1	43,173	6	6	8.3	266	0	1
NG Lexington AASF #1		Army Guard	Lexington	12	87,913	12	87,913	308	308	36.2	43	0	9
NG McAlester Readiness Center	C	Army Guard	McAlester	8	29,644	8	29,644	7	7	5.8	161	0	0
NG Norman CSMS	R	Army Guard	Norman	7	101,301	7	101,301	101	101	18.5	156	58	1
NG Oklahoma Military Department		Army Guard	Oklahoma City	11	191,052	11	191,052	58	58	32.0	387	221	69
NG Pryor Readiness Center	C	Army Guard	Pryor	17	131,557	17	131,557	617	617	22.9	143	0	129
NG Sand Springs AFRC		Army Guard	Tulsa	4	124,872	4	124,872	15	15	25.0	744	11	5
NG Tulsa AASF #2		Army Guard	Tulsa	3	102,921	3	102,921	33	33	40.6	300	30	0
NG Tulsa Mingo Valley Readiness Center		Army Guard	Tulsa	2	41,197	2	41,197	7	7	7.0	198	10	7
** OTHER SITE(S): 88				112	1,176,809	117	1,178,441	358	367	242.6	4,859	110	16
Oklahoma Total:				183	2,170,818	188	2,172,451	1,534	1,543	466.3	8,138	452	239
Oregon													
* MTA Camp Rilea		Army Guard	Warrenton	113	445,103	113	445,103	1,886	281,731	125.7	341	24	127
* NG Albany Armory		Army Guard	Albany	4	22,872	4	22,872	0	5	5.4	89	0	11
NG Anderson Readiness Center		Army Guard	Salem	5	121,473	5	121,473	14	14	29.8	260	2	112
NG Ashland Armory		Army Guard	Ashland	1	22,730	1	22,730	5	5	5.4	240	0	1
NG Bill Healey Armory		Army Guard	Bend	3	40,557	3	40,557	6	6	9.7	204	0	5
NG Camp Withycombe Clackamas	R	Army Guard	Clackamas	55	386,220	55	386,220	234	234	73.7	567	115	152
NG Central Oregon Readiness Ctr		Army Guard	Prineville	2	30,075	2	30,075	39	39	6.7	131	0	0
NG Coos Bay Armory		Army Guard	Coos Bay	6	29,175	6	29,175	5	5	6.1	62	0	1

* Sites having assets that are Federally funded (e.g., owned, lease, licence, permit) and State-owned interest.

** All Locations that do not meet criteria of at least five (5) Acres AND at least \$5M PRV.

**State/Territories Army National Guard
Base Structure Report - As of 30 Sept 2007**

SITE	BRAC 2005	COMPONENT	NAME NEAREST CITY	BUILDINGS				STATE OWNED ACRES	TOTAL ACRES	PRV (\$M)	MIL	CIV	OTHER
				STATE OWNED		TOTAL							
				COUNT	SQFT	COUNT	SQFT						
* NG Eugene Armory		Army Guard	Eugene	2	33,073	2	33,073	0	5	7.3	258	0	3
NG Hermiston Armory		Army Guard	Hermiston	6	24,224	6	24,224	7	7	5.7	104	0	1
NG JFHQ Owen Summers Bldg		Army Guard	Salem	1	85,682	1	85,682	14	14	20.1	379	147	85
NG Kliever Memorial Armory		Army Guard	Portland	12	98,808	12	98,808	14	14	20.7	339	17	1
NG Lagrande Armory		Army Guard	La Grande	3	42,441	3	42,441	7	7	10.0	148	0	4
* NG Lagrande FMS		Army Guard	La Grande	5	25,167	5	25,167	0	7	6.0	0	8	0
NG Lane County AFRC/Fms		Army Guard	Springfield	4	24,731	4	24,731	22	22	7.4	0	5	0
NG Maison Armory	C	Army Guard	Portland	8	41,730	8	41,730	7	7	9.5	221	6	1
NG McMinnville Armory		Army Guard	McMinnville	4	28,741	4	28,741	5	5	6.0	94	0	1
* NG McNary Field Salem AASF		Army Guard	Salem	9	87,212	9	87,212	14	78	58.1	228	36	13
NG Medford Armory FMS		Army Guard	Medford	6	48,345	6	48,345	6	6	10.5	224	7	4
NG Orarng Regional Trng Institute		Army Guard	Monmouth	2	71,700	2	71,700	5	5	14.9	105	1	2
* NG Pendleton AASF		Army Guard	Pendleton	5	48,802	5	48,802	0	9	20.0	0	28	7
* NG Pendleton Armory		Army Guard	Pendleton	2	33,598	2	33,598	0	14	7.8	211	0	1
NG Richard A Miller Armory		Army Guard	Forest Grove	7	39,877	7	39,877	5	5	9.3	196	0	2
NG Roseburg Armory		Army Guard	Roseburg	3	21,354	3	21,354	5	5	5.1	131	0	1
NG Salem Armory		Army Guard	Salem	5	57,117	5	57,117	7	7	11.2	193	0	7
NG Salem FMS		Army Guard	Salem	8	31,245	8	31,245	8	8	6.9	0	13	0
** OTHER SITE(S): 24				69	444,090	69	444,090	52	6,817	93.1	1,716	3	73
Oregon Total:				350	2,386,142	350	2,386,142	2,366	289,081	592.0	6,441	412	615

Pennsylvania

Fort Indiantown Gap Area 0		Army Guard	Annville	1	77,635	1	77,635	10	10	16.1	0	0	0
NG Beaver Falls		Army Guard	Beaver Falls	1	28,827	1	28,827	10	10	6.7	0	0	0
NG Butler		Army Guard	Butler	2	37,595	2	37,595	10	10	8.3	375	3	3
NG Clearfield		Army Guard	Clearfield	2	52,800	2	52,800	27	27	12.5	135	3	1
NG Connelsville, Petersburg Rd		Army Guard	Connelsville	1	23,128	1	23,128	15	15	5.3	0	0	0
NG Ford City Readiness Center		Army Guard	Ford City	1	24,382	1	24,382	10	10	5.7	69	0	1
NG Harrisburg		Army Guard	Harrisburg	13	131,897	13	131,897	32	32	24.6	593	27	10
NG Honesdale		Army Guard	Honesdale	3	23,571	3	23,571	10	10	5.4	135	0	1
NG Indiana		Army Guard	Indiana	1	26,365	1	26,365	14	14	6.2	135	0	1
* NG Johnstown Airport	R	Army Guard	Johnstown	3	66,550	6	138,566	8	12	31.7	436	15	4
NG Johnstown FMS#33		Army Guard	Johnstown	1	23,558	1	23,558	10	10	5.6	0	0	1
NG Johnstown Walters		Army Guard	Johnstown	4	39,181	4	39,181	15	15	7.4	368	8	1
NG Latrobe/Torrance		Army Guard	Latrobe	1	30,166	1	30,166	14	14	6.9	70	0	1
NG Lehighton		Army Guard	Lehighton	7	27,929	7	27,929	5	5	6.5	95	3	1
NG Lewistown		Army Guard	Lewistown	4	25,742	4	25,742	23	23	6.0	0	0	0
NG Lock Haven		Army Guard	Lock Haven	6	46,827	6	46,827	49	49	10.0	554	13	2

* Sites having assets that are Federally funded (e.g., owned, lease, licence, permit) and State-owned interest.

** All Locations that do not meet criteria of at least five (5) Acres AND at least \$5M PRV.

State/Territories Army National Guard Base Structure Report - As of 30 Sept 2007

SITE	BRAC 2005	COMPONENT	NAME NEAREST CITY	BUILDINGS				STATE OWNED ACRES	TOTAL ACRES	PRV (\$M)	MIL	CIV	OTHER
				STATE OWNED		TOTAL							
				COUNT	SQFT	COUNT	SQFT						
NG Mansfield/Wellsboro		Army Guard	Wellsboro	1	25,499	1	25,499	12	12	25.4	63	0	0
NG Mount Pleasant		Army Guard	Mount Pleasant	1	37,930	1	37,930	11	11	8.9	194	0	4
NG New Castle		Army Guard	New Castle	4	29,053	4	29,053	7	7	6.1	123	11	1
NG New Milford		Army Guard	New Milford	1	25,614	1	25,614	19	19	5.9	0	0	0
NG Philadelphia Southampton		Army Guard	Philadelphia	5	150,045	5	150,045	11	11	35.0	955	14	5
NG Phoenixville		Army Guard	Phoenixville	6	30,203	6	30,203	11	11	6.5	174	8	1
NG Pittsburgh Crane Armory		Army Guard	Pittsburgh	3	32,559	3	32,559	10	10	6.2	182	5	1
NG Plymouth Meeting		Army Guard	Plymouth Meeting	2	47,763	2	47,763	20	20	9.5	189	6	1
NG Punxsutawney		Army Guard	Punxsutawney	4	33,014	4	33,014	19	19	6.2	64	0	1
NG Reading		Army Guard	Reading	3	24,007	3	24,007	17	17	5.4	116	0	1
NG Scranton/Taylor NE Reg Mnt Ctr		Army Guard	Taylor	3	27,467	3	27,467	10	10	6.8	0	28	1
NG Spring City Readiness Center		Army Guard	Spring City	2	34,470	2	34,470	57	57	8.0	273	0	1
NG Washington		Army Guard	Washington	1	45,774	1	45,774	11	11	10.2	158	1	3
NG Wilkes Barre/ Kingston		Army Guard	Kingston	5	102,666	5	102,666	13	13	22.5	258	0	2
** OTHER SITE(S): 75				104	855,797	107	900,836	760	760	193.5	7,173	93	59
Pennsylvania Total:				196	2,188,015	202	2,305,070	1,248	1,252	520.7	12,887	238	108
<u>Puerto Rico</u>													
NG Arecibo Readiness Center		Army Guard	Arecibo	2	25,237	2	25,237	7	7	7.3	170	1	0
* NG Army Aviation Support Facility		Army Guard	San German	5	55,526	5	55,526	0	14	37.5	0	0	0
NG Arroyo Readiness Center		Army Guard	Arroyo	2	30,697	2	30,697	5	5	8.8	108	0	0
NG Cayey Readiness Center		Army Guard	Cayey	2	20,100	2	20,100	5	5	6.3	276	1	0
NG Coamo Readiness Center		Army Guard	Villalba	1	20,771	1	20,771	5	5	6.0	131	1	0
NG Gurabo Readiness Center		Army Guard	Gurabo	4	26,002	4	26,002	13	13	7.4	324	1	0
NG Hangar 21 Readiness Center		Army Guard	San Juan	2	77,912	2	77,912	23	23	23.5	557	6	0
NG Hato Rey Readiness Center		Army Guard	San Juan	8	56,429	8	56,429	11	11	16.6	1,074	3	0
NG Juana Diaz Readiness Center		Army Guard	Juana Diaz	1	22,745	1	22,745	19	19	6.7	0	0	0
NG Mayaquez Readiness Center		C Army Guard	Mayaguez	3	36,621	3	36,621	6	6	10.3	274	4	0
NG Peñuelas Readiness Center		Army Guard	Penuelas, Penuelas	3	19,235	3	19,235	5	5	5.8	103	0	0
NG Toa Baja Readiness Center		Army Guard	Bayamon	2	30,797	2	30,797	5	5	8.8	173	0	0
NG Vega Baja Readiness Center		Army Guard	Vega Baja	5	56,137	5	56,137	15	15	16.2	740	1	0
** OTHER SITE(S): 16				24	327,329	28	352,276	68	72	101.1	2,993	379	120
Puerto Rico Total:				64	805,538	68	830,485	187	205	262.4	6,923	397	120
<u>Rhode Island</u>													
NG CSMS Smithfield		Army Guard	Smithfield	3	23,034	3	23,034	13	13	5.6	17	36	2
NG North Scituate		Army Guard	North Scituate	3	46,488	3	46,488	5	5	5.8	0	0	0
NG TS Camp Varnum		Army Guard	Narragansett	26	43,089	26	43,089	34	34	10.9	47	2	0

* Sites having assets that are Federally funded (e.g., owned, lease, licence, permit) and State-owned interest.

** All Locations that do not meet criteria of at least five (5) Acres AND at least \$5M PRV.

State/Territories Army National Guard Base Structure Report - As of 30 Sept 2007

SITE	BRAC 2005	COMPONENT	NAME NEAREST CITY	BUILDINGS				STATE OWNED ACRES	TOTAL ACRES	PRV (\$M)	MIL	CIV	OTHER
				STATE OWNED		TOTAL							
				COUNT	SQFT	COUNT	SQFT						
** OTHER SITE(S): 12				20	368,227	26	399,607	17	17	99.2	1,231	190	167
Rhode Island Total:				52	480,838	58	512,218	68	68	121.6	1,295	228	169
South Carolina													
NG Anderson Armory and OMS 1		Army Guard	Anderson	8	34,168	8	34,168	10	10	6.2	151	14	2
NG Columbia Armory		Army Guard	Columbia	24	242,278	24	242,278	25	25	32.9	445	320	20
NG Columbia TAG		Army Guard	Columbia	1	56,212	1	56,212	6	6	10.4	12	0	68
NG Edgefield Armory & OMS 6		Army Guard	Edgefield	16	41,195	16	41,195	10	10	6.3	159	21	1
NG Florence Armory & OMS 12		Army Guard	Florence	12	32,124	12	32,124	9	9	6.2	219	7	0
NG Fountain Inn Armory		Army Guard	Fountain Inn	6	40,672	6	40,672	38	38	7.0	135	0	0
NG Greenville Armory & OMS 2		Army Guard	Greenville	11	34,943	11	34,943	8	8	6.2	105	18	0
NG Greenwood Armory & OMS 4		Army Guard	Greenwood	14	36,936	14	36,936	11	11	6.5	90	15	0
NG Greer Armory		Army Guard	Greer	12	39,496	12	39,496	10	10	7.4	93	0	0
NG Hartsville Armory and OMS 11		Army Guard	Hartsville	10	29,342	10	29,342	10	10	5.8	164	11	0
NG Hodges Armory		Army Guard	Hodges	6	38,133	6	38,133	48	48	6.7	181	1	0
NG Lancaster Armory		Army Guard	Lancaster	8	29,552	8	29,552	12	12	5.5	125	1	0
NG Manning Armory		Army Guard	Manning	3	30,586	3	30,586	10	10	5.4	100	0	0
NG Mt Pleasant Armory		Army Guard	Mt Pleasant	8	31,833	8	31,833	6	6	5.7	173	0	1
NG Mullins Armory & OMS 15		Army Guard	Mullins	6	38,844	6	38,844	10	10	6.9	0	0	0
NG Newberry Armory		Army Guard	Newberry	10	45,968	10	45,968	11	11	8.3	181	6	0
NG North Charleston Armory		Army Guard	North Charleston	10	41,755	10	41,755	15	15	7.8	216	3	2
* NG Orangeburg Armory		Army Guard	Orangeburg	4	39,395	4	39,395	10	11	6.2	206	0	0
NG Pickens Armory and TS		Army Guard	Pickens	5	36,786	5	36,786	33	33	5.5	0	0	25
NG Pine Ridge Armory		Army Guard	West Columbia	6	61,518	6	61,518	48	48	11.6	49	0	50
NG Rock Hill Armory and OMS 5		Army Guard	Rock Hill	14	37,895	14	37,895	12	12	6.9	92	7	0
NG Spartanburg Readiness Center		Army Guard	Spartanburg	3	61,674	3	61,674	12	12	12.8	136	3	0
NG Union Armory and OMS 8		Army Guard	Union	7	30,804	7	30,804	10	10	5.9	196	12	0
NG Varnville Armory and OMS 14		Army Guard	Varnville	14	41,842	14	41,842	15	15	7.9	129	22	0
NG W Columbia Armory		Army Guard	West Columbia	6	28,079	6	28,079	14	14	5.2	199	1	1
** OTHER SITE(S): 53				167	814,782	220	1,292,424	341	579	276.0	5,156	170	95
South Carolina Total:				391	1,996,810	444	2,474,453	744	981	479.2	8,712	632	265
South Dakota													
Camp Rapid		Army Guard	Rapid City	107	323,911	107	323,911	84	84	73.0	428	197	108
NG Aberdeen AFRC		Army Guard	Aberdeen	3	32,477	3	32,477	41	41	6.6	432	3	1
* NG Brookings Armory/OMS#8		Army Guard	Brookings	4	31,040	4	31,040	0	10	7.6	78	11	1
* NG Custer Armory/LTA-Bridge Site		Army Guard	Custer	3	22,149	3	22,149	0	5	7.7	47	0	0
* NG Mitchell TS		Army Guard	Mitchell	10	163,716	10	163,716	0	110	31.4	168	30	1

* Sites having assets that are Federally funded (e.g., owned, lease, licence, permit) and State-owned interest.

** All Locations that do not meet criteria of at least five (5) Acres AND at least \$5M PRV.

State/Territories Army National Guard Base Structure Report - As of 30 Sept 2007

SITE	BRAC 2005	COMPONENT	NAME NEAREST CITY	BUILDINGS				STATE OWNED ACRES	TOTAL ACRES	PRV (\$M)	MIL	CIV	OTHER
				STATE OWNED		TOTAL							
				COUNT	SQFT	COUNT	SQFT						
* NG Pierre		Army Guard	Pierre	5	35,626	5	35,626	0	6	6.2	105	3	1
NG Range Road Armory		Army Guard	Rapid City	3	36,551	3	36,551	14	14	7.1	192	3	0
* NG Rapid City AASF/Armory		Army Guard	Rapid City	6	107,388	6	107,388	1	33	33.0	140	1	10
* NG Rapid City CSMS		Army Guard	Rapid City	3	30,674	3	30,674	0	29	6.1	0	16	0
* NG Sioux Falls UTES		Army Guard	Sioux Falls	6	57,006	6	57,006	38	456	8.1	0	0	0
* NG Wagner		Army Guard	Wagner	4	24,346	4	24,346	0	10	5.2	49	0	0
* NG Webster		Army Guard	Webster	8	39,943	8	39,943	999	1,005	7.4	56	8	0
** OTHER SITE(S): 49				71	481,072	84	738,879	2,136	7,321	145.2	2,040	24	33
South Dakota Total:				233	1,385,900	246	1,643,707	3,313	9,125	344.6	3,735	296	155
Tennessee													
NG AASF 2		Army Guard	Louisville	10	111,875	10	111,875	5	5	28.4	292	62	1
NG Athens		Army Guard	Athens	5	39,231	5	39,231	7	7	7.0	70	16	1
NG Camden		Army Guard	Camden	4	30,065	4	30,065	7	7	5.4	55	0	0
NG Chattanooga		Army Guard	Chattanooga	17	135,674	17	135,674	16	16	20.2	744	13	10
NG Clinton		Army Guard	Clinton	2	28,436	2	28,436	14	14	5.1	35	0	2
NG Columbia		Army Guard	Columbia	6	44,249	6	44,249	18	18	7.7	114	3	0
NG Cookeville		Army Guard	Cookeville	6	33,821	6	33,821	12	12	6.2	177	16	2
NG Dresden		Army Guard	Dresden	2	27,051	2	27,051	19	19	5.2	112	0	0
NG Henderson		Army Guard	Henderson	10	66,104	10	66,104	14	14	11.6	142	0	0
NG Humboldt		Army Guard	Humboldt	2	36,192	2	36,192	22	22	6.8	193	0	0
NG Huntingdon		Army Guard	Huntingdon	1	27,386	1	27,386	9	9	5.1	53	1	0
NG Jacksboro		Army Guard	Jacksboro	2	27,795	2	27,795	10	10	5.2	89	1	0
NG Jackson		Army Guard	Jackson	7	77,858	7	77,858	22	22	13.3	129	10	22
NG Jackson Airport Armory		Army Guard	Jackson	4	57,369	4	57,369	60	60	18.1	186	45	0
* NG Johnson City Gray		Army Guard	Johnson City	12	132,516	13	133,041	107	107	23.7	533	18	10
NG Kingsport	C	Army Guard	Kingsport	10	65,490	10	65,490	14	14	12.5	252	5	4
NG Knoxville Concord St		Army Guard	Knoxville	17	121,172	17	121,172	17	17	19.4	72	1	0
NG Knoxville Sutherland		Army Guard	Knoxville	8	72,868	8	72,868	7	7	11.8	243	18	12
NG Lawrenceburg		Army Guard	Lawrenceburg	3	33,690	3	33,690	16	16	5.9	74	0	0
NG Lebanon		Army Guard	Lebanon	6	27,062	6	27,062	19	19	5.4	157	0	0
NG Lenoir City		Army Guard	Lenoir City	2	28,009	2	28,009	15	15	5.2	114	0	0
* NG Memphis		Army Guard	Memphis	4	58,396	5	59,761	30	30	10.8	408	2	1
NG Nashville		Army Guard	Nashville	27	274,703	27	274,703	86	86	39.0	490	256	213
NG Paris		Army Guard	Paris	4	26,038	4	26,038	23	23	5.1	107	0	0
NG Trenton		Army Guard	Trenton	2	38,924	2	38,924	20	20	7.3	171	0	0
NG Union City		Army Guard	Union City	5	38,199	5	38,199	14	14	7.0	161	0	1
NG Winchester		Army Guard	Winchester	5	30,919	5	30,919	22	22	5.6	217	1	0

* Sites having assets that are Federally funded (e.g., owned, lease, licence, permit) and State-owned interest.

** All Locations that do not meet criteria of at least five (5) Acres AND at least \$5M PRV.

**State/Territories Army National Guard
Base Structure Report - As of 30 Sept 2007**

SITE	BRAC 2005	COMPONENT	NAME NEAREST CITY	BUILDINGS				STATE OWNED ACRES	TOTAL ACRES	PRV (\$M)	MIL	CIV	OTHER
				STATE OWNED		TOTAL							
				COUNT	SQFT	COUNT	SQFT						
** OTHER SITE(S): 67				143	1,293,811	204	1,389,486	942	7,976	271.7	4,032	31	56
Tennessee Total:				326	2,984,903	389	3,082,468	1,564	8,599	576.1	9,422	499	335
Texas													
Camp Maxey		Army Guard	Powderly	25	81,578	25	81,578	6,424	6,424	47.2	0	8	8
* NG Austin - 51st Street	C	Army Guard	Austin	7	131,136	7	131,136	0	33	24.2	560	25	0
* NG Bergstrom - (Abia)		Army Guard	Austin	10	209,852	11	230,562	0	70	65.4	588	62	0
NG Bryan		Army Guard	Bryan	5	35,980	5	35,980	14	14	6.4	308	4	0
NG Camp Bowie (State)		Army Guard	Brownwood	27	135,522	27	135,522	4,895	4,895	48.2	254	10	7
NG Camp Mabry		Army Guard	Austin	75	973,838	75	973,838	376	376	153.6	1,876	527	238
NG Corpus Christi		Army Guard	Corpus Christi	5	62,424	5	62,424	5	5	10.7	238	5	166
* NG Dallas - California Crossing	C	Army Guard	Dallas	6	63,624	6	63,624	0	9	10.8	806	7	0
* NG Dallas - Red Bird		Army Guard	Dallas	6	65,726	6	65,726	0	10	10.8	358	6	0
NG El Paso	C	Army Guard	El Paso	6	62,972	6	62,972	20	20	10.0	365	0	4
* NG Fort Worth - Cobb Park		Army Guard	Fort Worth	4	35,087	4	35,087	0	12	6.1	270	0	0
NG Fort Worth - Shoreview		Army Guard	Fort Worth	13	72,594	13	72,594	83	83	10.9	723	10	0
* NG Grand Prairie (DNAS)		Army Guard	Grand Prairie	15	125,823	15	125,823	0	39	30.6	369	7	2
* NG Lubbock		Army Guard	Lubbock	6	140,226	6	140,226	0	25	24.0	351	9	4
NG Martindale - AASF		Army Guard	San Antonio	14	101,627	14	101,627	219	219	20.2	258	65	0
NG Waco		Army Guard	Waco	8	88,106	8	88,106	5	5	14.4	279	5	0
NG Weslaco		Army Guard	Weslaco	2	85,231	2	85,231	20	20	14.3	498	8	0
NG Wylie		Army Guard	Wylie	3	54,174	3	54,174	11	11	9.1	325	6	0
** OTHER SITE(S): 80				143	1,182,205	149	1,265,354	1,655	1,753	217.5	7,983	290	81
Texas Total:				380	3,707,724	387	3,811,583	13,726	14,022	734.5	16,409	1,054	510
Utah													
NG Cedar City Armory/FMS 5		Army Guard	Cedar City	4	27,331	4	27,331	7	7	5.8	92	2	0
NG Draper Complex		Army Guard	Draper	9	320,113	9	320,113	42	42	65.0	1,063	328	351
* NG E.J. Garn Armory/FMS		Army Guard	West Jordan	4	94,368	5	98,208	20	20	24.3	0	0	0
* NG E.J. Garn Aviation Complex		Army Guard	West Jordan	5	118,822	10	121,064	40	40	53.1	839	111	0
NG Logan Armory/FMS 1A		Army Guard	Logan	2	25,293	2	25,293	5	5	11.2	119	0	0
NG MTA-L Camp Williams-East St		Army Guard	Riverton	190	772,239	190	772,239	120	120	207.4	0	0	0
NG Ogden Armory/FMS 1		Army Guard	Ogden	5	39,754	5	39,754	15	15	14.0	225	4	0
* NG Orem Armory		Army Guard	Orem	2	76,889	2	76,889	0	6	16.2	259	2	0
NG Richfield Armory/FMS 5A		Army Guard	Richfield	5	26,106	5	26,106	5	5	5.8	101	0	0
NG Utah County South Armory/FMS 9		Army Guard	Spanish Fork	9	74,933	9	74,933	20	20	20.8	235	14	0
** OTHER SITE(S): 21				42	271,382	44	284,367	102	109	72.4	813	18	0

* Sites having assets that are Federally funded (e.g., owned, lease, licence, permit) and State-owned interest.

** All Locations that do not meet criteria of at least five (5) Acres AND at least \$5M PRV.

State/Territories Army National Guard Base Structure Report - As of 30 Sept 2007

SITE	BRAC 2005	COMPONENT	NAME NEAREST CITY	BUILDINGS				STATE OWNED ACRES	TOTAL ACRES	PRV (\$M)	MIL	CIV	OTHER
				STATE OWNED		TOTAL							
				COUNT	SQFT	COUNT	SQFT						
Utah Total:				277	1,847,231	285	1,866,298	375	389	496.0	3,746	479	351
Vermont													
NG Campbell Armory		Army Guard	Montpelier	2	34,794	2	34,794	8	8	6.9	78	1	0
NG TS Camp Johnson		Army Guard	Colchester	47	185,623	47	185,623	64	64	34.2	3	94	45
NG Westminster TS		Army Guard	Westminster	7	45,878	7	45,878	33	33	6.8	7	6	0
** OTHER SITE(S): 19				51	314,566	51	314,566	1,487	1,487	60.6	1,203	24	0
Vermont Total:				107	580,861	107	580,861	1,592	1,592	108.5	1,291	125	45
Virgin Islands													
NG Bethlehem Military Compound		Army Guard	Christiansted	11	143,089	11	143,089	69	69	43.9	244	11	0
** OTHER SITE(S): 3				5	17,233	6	32,633	41	43	12.1	162	126	0
Virgin Islands Total:				16	160,322	17	175,722	110	112	56.0	406	137	0
Virginia													
NG Blackstone		Army Guard	Blackstone	3	31,710	3	31,710	7	7	6.2	176	0	0
NG Cedar Bluff		Army Guard	Cedar Bluff	3	29,419	3	29,419	10	10	5.9	67	4	0
NG Danville		Army Guard	Danville	3	40,506	3	40,506	15	15	8.3	141	9	0
* NG Emporia		Army Guard	Emporia	2	22,177	2	22,177	0	8	5.7	112	0	0
NG Franklin		Army Guard	Franklin	1	10,584	1	10,584	5	5	6.2	51	0	0
NG Fredericksburg		Army Guard	Fredericksburg	2	41,301	2	41,301	7	7	11.5	418	8	0
NG Gate City		Army Guard	Gate City	2	32,970	2	32,970	5	5	6.8	225	10	0
NG Lynchburg		Army Guard	Lynchburg	2	26,040	2	26,040	28	28	5.5	213	8	0
NG Manassas		Army Guard	Manassas	1	26,066	1	26,066	6	6	5.9	361	0	0
NG Norfolk		Army Guard	Norfolk	2	45,046	2	45,046	19	19	10.3	261	9	0
NG Petersburg		Army Guard	Petersburg	2	24,132	2	24,132	10	10	5.1	52	0	0
NG Portsmouth		Army Guard	Portsmouth	3	26,050	3	26,050	10	10	6.1	180	10	0
NG Powhatan		Army Guard	Powhatan	1	30,113	1	30,113	10	10	6.5	109	0	0
NG Richmond Dove Street		Army Guard	Richmond	3	60,940	3	60,940	19	19	12.1	414	3	0
NG Staunton		Army Guard	Staunton	1	34,994	1	34,994	5	5	7.0	149	2	0
NG Waller Depot		Army Guard	Richmond	7	67,270	7	67,270	6	6	7.7	1	33	0
** OTHER SITE(S): 28				34	388,310	38	405,850	127	138	88.9	2,604	21	0
Virginia Total:				72	937,628	76	955,168	289	307	205.6	5,534	117	0
Washington													
NG Bremerton		Army Guard	Bremerton	3	61,819	3	61,819	81	81	13.8	183	0	0
NG Buckley		Army Guard	Buckley	1	27,092	1	27,092	10	10	6.2	77	0	0
NG Centralia		Army Guard	Centralia	3	34,663	3	34,663	8	8	7.5	92	6	6

* Sites having assets that are Federally funded (e.g., owned, lease, licence, permit) and State-owned interest.

** All Locations that do not meet criteria of at least five (5) Acres AND at least \$5M PRV.

State/Territories Army National Guard Base Structure Report - As of 30 Sept 2007

SITE	BRAC 2005	COMPONENT	NAME NEAREST CITY	BUILDINGS				STATE OWNED ACRES	TOTAL ACRES	PRV (\$M)	MIL	CIV	OTHER
				STATE OWNED		TOTAL							
				COUNT	SQFT	COUNT	SQFT						
NG Ephrata		Army Guard	Ephrata	5	20,798	5	20,798	13	13	5.1	142	6	0
NG Geiger Field - Spokane	C	Army Guard	Spokane	7	116,458	7	116,458	36	36	44.3	85	0	9
NG Grandview		Army Guard	Grandview	1	24,475	1	24,475	11	11	5.6	115	0	0
NG Montesano		Army Guard	Montesano	3	30,898	3	30,898	14	14	7.1	7	0	0
NG Moses Lake		Army Guard	Moses Lake	1	30,395	1	30,395	10	10	7.0	94	0	21
NG Port Orchard		Army Guard	Port Orchard	3	25,805	3	25,805	9	9	5.8	0	0	0
* NG Seattle - Pier 91		Army Guard	Seattle	8	112,345	8	112,345	16	25	22.9	733	16	0
NG Yakima Airport		Army Guard	Yakima	2	66,038	2	66,038	10	10	27.0	0	0	0
** OTHER SITE(S): 22				52	519,948	53	552,932	59	65	128.2	1,361	8	11
Washington Total:				89	1,070,734	90	1,103,718	277	292	280.3	2,889	36	47
West Virginia													
* CTC Camp Dawson-Kingwood		Army Guard	Kingwood	77	344,615	77	344,615	2,393	4,527	81.9	445	34	219
NG Bluefield		Army Guard	Bluefield	5	29,565	5	29,565	28	28	6.9	148	0	1
NG Buckhannon		Army Guard	Buckhannon	9	63,736	9	63,736	18	18	12.9	57	77	0
NG Charleston		Army Guard	Charleston	9	92,745	9	92,745	29	29	17.7	267	71	51
NG Fairmont	C	Army Guard	Fairmont	1	29,199	1	29,199	9	9	6.5	147	0	1
* NG FWAATS-Bridgeport		Army Guard	Bridgeport	1	30,078	1	30,078	0	21	9.6	153	1	1
NG Glen Jean AFRC Complex		Army Guard	Glen Jean	2	120,603	2	120,603	35	35	25.7	152	14	1
* NG Huntington Tri-State		Army Guard	Charleston	3	76,755	3	76,755	0	41	17.1	366	17	1
NG Moundsville		Army Guard	Moundsville	2	26,609	2	26,609	6	6	7.1	160	0	0
NG Parkersburg		Army Guard	Parkersburg	2	33,629	2	33,629	9	9	11.9	83	8	0
* NG Parkersburg - AASF #1		Army Guard	Williamstown	5	106,948	5	106,948	0	103	27.2	171	34	0
NG Point Pleasant		Army Guard	Point Pleasant	5	59,528	5	59,528	16	16	15.1	92	0	0
NG St Albans		Army Guard	St. Albans	2	40,694	2	40,694	13	13	8.1	51	0	1
* NG Wheeling		Army Guard	Wheeling	2	65,844	2	65,844	0	43	21.9	75	23	1
** OTHER SITE(S): 18				24	243,365	32	260,176	111	111	60.3	1,003	0	538
West Virginia Total:				149	1,363,913	157	1,380,724	2,667	5,009	330.0	3,370	279	815
Wisconsin													
NG Appleton		Army Guard	Appleton	3	43,869	3	43,869	13	13	7.7	187	1	2
NG Ashland		Army Guard	Ashland	2	29,046	2	29,046	9	9	5.3	0	0	2
NG Beloit		Army Guard	Beloit	1	32,369	1	32,369	13	13	7.7	163	0	0
NG Black River Falls		Army Guard	Black River Falls	4	32,886	4	32,886	10	10	6.2	136	0	0
NG Camp Williams Tomah MTA		Army Guard	Camp Douglas	36	401,406	36	401,406	48	48	76.8	251	133	20
NG Chippewa Falls		Army Guard	Chippewa Falls	2	38,621	2	38,621	14	14	7.8	180	4	4
NG Eau Claire		Army Guard	Eau Claire	1	27,399	1	27,399	8	8	6.4	137	7	1
NG Green Bay		Army Guard	Green Bay	3	23,055	3	23,055	12	12	5.0	131	0	2

* Sites having assets that are Federally funded (e.g., owned, lease, licence, permit) and State-owned interest.

** All Locations that do not meet criteria of at least five (5) Acres AND at least \$5M PRV.

State/Territories Army National Guard Base Structure Report - As of 30 Sept 2007

SITE	BRAC 2005	COMPONENT	NAME NEAREST CITY	BUILDINGS				STATE OWNED ACRES	TOTAL ACRES	PRV (\$M)	MIL	CIV	OTHER
				STATE OWNED		TOTAL							
				COUNT	SQFT	COUNT	SQFT						
NG Kenosha OMS 6		Army Guard	Kenosha	3	47,907	3	47,907	14	14	9.8	0	7	1
NG Madison 901	C	Army Guard	Madison	1	21,409	1	21,409	8	8	5.0	77	4	1
NG Madison OMS 9	R	Army Guard	Madison	4	79,936	4	79,936	18	18	17.9	452	11	1
NG Madison TAGO/STARC	C	Army Guard	Madison	1	162,791	1	162,791	16	16	35.5	381	105	107
NG Marshfield		Army Guard	Marshfield	2	46,496	2	46,496	10	10	10.4	67	0	0
NG Milwaukee OMS 3		Army Guard	Milwaukee	7	107,062	7	107,062	10	10	20.3	420	11	4
NG New Richmond		Army Guard	New Richmond	2	26,589	2	26,589	19	19	5.8	80	0	1
* NG Oconomowoc		Army Guard	Oconomowoc	2	32,511	2	32,511	5	5	6.2	149	0	1
NG Onalaska		Army Guard	Onalaska	3	42,476	3	42,476	15	15	9.7	574	1	2
NG Oshkosh & FMS		Army Guard	Oshkosh	3	41,422	3	41,422	35	35	10.9	171	0	0
NG Sparta		Army Guard	Sparta	2	14,849	2	14,849	6	6	11.6	174	1	1
NG Superior		Army Guard	Superior	4	44,365	4	44,365	7	7	7.3	114	0	1
NG Sussex OMS 5		Army Guard	Sussex	3	51,263	3	51,263	15	15	10.4	94	7	0
NG Tomah		Army Guard	Tomah	3	22,984	3	22,984	5	5	5.5	92	3	0
NG West Bend AASF 1 & Armory		Army Guard	West Bend	3	103,644	3	103,644	40	40	35.5	119	0	3
NG Whitewater OMS 8		Army Guard	Whitewater	3	46,713	3	46,713	10	10	9.3	0	7	0
NG Wi Rapids OMS 14		Army Guard	Wisconsin Rapids	7	47,056	7	47,056	5	5	9.2	193	8	0
** OTHER SITE(S): 54				104	883,509	107	1,004,564	3,476	3,510	225.8	3,168	71	23
Wisconsin Total:				209	2,451,633	212	2,572,688	3,840	3,874	569.1	7,510	381	177
Wyoming													
MTCH Camp Guernsey		Army Guard	Guernsey	129	485,212	129	485,212	40,107	40,107	211.2	203	34	55
NG Casper		Army Guard	Casper	4	34,531	4	34,531	33	33	6.6	98	0	1
NG Cheyenne	C	Army Guard	Cheyenne	8	115,059	8	115,059	29	29	20.9	385	140	60
NG Cheyenne MAP		Army Guard	Cheyenne	3	101,035	3	101,035	34	34	24.8	0	0	0
NG Evanston		Army Guard	Evanston	3	26,162	3	26,162	5	5	5.3	26	10	0
NG Laramie		Army Guard	Laramie	2	35,773	2	35,773	11	11	8.1	172	13	0
NG Sheridan		Army Guard	Sheridan	4	29,671	4	29,671	9	9	5.8	0	0	0
NG Torrington		Army Guard	Torrington	3	55,931	3	55,931	5	5	10.5	104	6	1
** OTHER SITE(S): 10				18	170,273	18	170,273	83	83	36.1	440	9	9
Wyoming Total:				174	1,053,647	174	1,053,647	40,316	40,316	329.3	1,428	212	126
US/US Territories Total:				13,588	100,329,320	14,247	105,948,792	628,591	1,803,977	24,522.3	314,492	20,555	22,640

* Sites having assets that are Federally funded (e.g., owned, lease, licence, permit) and State-owned interest.

** All Locations that do not meet criteria of at least five (5) Acres AND at least \$5M PRV.

Appendix A
Acronyms

Acronym	Description
AAP	Army Ammunition Plant
AASF	Army Aviation Support Facilities
AB	Air Base
AF	Air Force
AFB	Air Force Base
AFRC	Armed Forces Reserve Center
AFS	Air Force Station
AGS	Air Guard Station
ALDF	Advanced Lightning Direction Finder
ALF	Auxiliary Landing Field
AMIC	Acquisition Management Integration Center
AMSA	Area Maintenance Support Activity
ANG	Air National Guard
ANGB	Air National Guard Base
ANGS	Air National Guard Station
APT	Airport
ARS	Air Reserve Station
AS	Air Station
ASW	Anti-Submarine Warfare
AUTEC	Atlantic Undersea Test and Evaluation Center
CS	Caretaker Status
CSMS	Combined Support Maintenance Shop
CSO	Caretaker Site Office
DoD	Department of Defense
ECS	Equipment Concentration Site
EOD	Explosive Ordnance Disposal
FH	Family Housing
FISC	Fleet Industrial Supply Center
FMS	Field Maintenance Site
IAP	International Airport
ILS	Instrument Landing System
LIFOC	Lease in Furtherance of Conveyance
LTA	Land Training Area
MAP	Municipal Airport
MARBKS	Marine Barracks
MARDIV	Marine Division
MC	Marine Corps
MCAGCC	Marine Corps Air Ground Combat Center
MCAS	Marine Corps Air Station
MCB	Marine Corps Base
MCRC	Marine Corps Reserve Center
MCRD	Marine Corps Recruit Depot

Acronym	Description
MIL RES	Military Reservation
NAF	Naval Air Facility
NAS	Naval Air Station
NAVBASE	Naval Base
NAVCOMMSTA	Naval Communications Station
NAVHOSP	Naval Hospital
NAVPHIBASE	Naval Amphibious Base
NAVSTA	Naval Station
NAVSUBASE	Naval Submarine Base
NETC	Naval Education and Training Center
NEXRAD	Next Generation Radar
NG	National Guard
NGB	National Guard Base
MTA	Military Training Area
NMCRC	Navy-Marine Corps Reserve Center
NOSC	Navy Operational Support Center
NS	Naval Station
NSA	Naval Support Activity
NSWC	Naval Surface Warfare Center
NTC	Naval Training Center
NWIRP	Naval Weapons Industrial Reserve Plant
NWS	Naval Weapons Station
OLF	Outlying Landing Field
OMS	Organizational Maintenance Shop
OTS	Officer Training School
PRV	Plant Replacement Value
PWC	Public Works Center
RC	Reserve Center
RPCS	Real Property Classification System
RPI	Real Property Inventory
STG	Storage
TA	Training Area
TARS	Tethered Aerostat Radar System
TS	Training Site
USAR	US Army Reserve
USARC	US Army Reserve Center