

The logo for the Defense Manpower Data Center (DMDC) is located in the top left corner. It consists of the letters "DMDC" in a bold, yellow, sans-serif font, set against a black rectangular background with a thin yellow border. The background has a subtle grid pattern.

**DMDC**

*Information and Technology for Better Decision Making*

# **2006 Workplace and Gender Relations Survey of Active Duty Members**

## **Tabulations of Responses**

Additional copies of this report may be obtained from:

Defense Technical Information Center

ATTN: DTIC-BRR

8725 John J. Kingman Rd., Suite #0944

Ft. Belvoir, VA 22060-6218

Or from:

<http://www.dtic.mil/dtic/order.html>

Ask for report by ADA 483 409

**2006 WORKPLACE AND GENDER RELATIONS  
SURVEY OF ACTIVE DUTY MEMBERS:  
TABULATIONS OF RESPONSES**

**Defense Manpower Data Center  
Human Resources Strategic Assessment Program  
1600 Wilson Boulevard, Suite 400, Arlington, VA 22209-2593**

## Acknowledgments

Defense Manpower Data Center (DMDC) is indebted to numerous people for their assistance with the *2006 Workplace and Gender Relations Survey of Active Duty Members*, which was conducted on behalf of the Office of the Under Secretary of Defense for Personnel and Readiness (OUSDP&R). The survey program is conducted under the leadership of Timothy Elig, Director, *Human Resources Strategic Assessment Program* (HRSAP).

Policy officials contributing to the development of this survey include: Kaye Whitley and Bonita Soley (ODUSD Sexual Assault Prevention and Response Office); James Love and Jerry Anderson (ODUSD Equal Opportunity); Martha Lappin and Morris Peterson (Army Research Institute); and COL William Huleatte, USA, BG Thomas Cuthbert, USA (Ret.), and CDR Deb Maddrell (Defense Task Force on Sexual Assault in the Military Services). Other important contributors to survey development include researchers from the University of Illinois at Urbana-Champaign, including Louise Fitzgerald, Fritz Drasgow, and Alayne Ormerod.

DMDC's Program Evaluation Branch, under the guidance of Brian Lappin, Branch Chief, is responsible for the development of questionnaires in the survey program. The lead survey design analyst was Rachel Lipari, Human Relations Survey Team Leader. Lindsay Rock designed the unique presentation of complex items used in this tabulation volume. They were supported in these efforts by Kristin Olson, Consortium Research Fellow.

DMDC's Personnel Survey Branch, under the guidance of Jean Fowler, Branch Chief, is responsible for developing the sampling and weighting methods used in the survey program, and survey database construction and archiving of data. The lead operations analyst on this survey was Sally Bird, SRA International, Inc., supported by Emma Holland, DMDC, and Ryan Hargraves, Consortium Research Fellow. Carla Scanlan used the DMDC Sampling Tool to plan the sample for this survey. Owen Hung and Michael Paraloglou, SRA International, Inc., used DMDC's Statistical Analysis Macros to calculate the estimates presented in this tabulation volume. Carole Massey, DMDC, and Deborah West, Northrup Grumman Corporation, provided programming support for the sampling and weighting tasks. Data Recognition Corporation (DRC) performed data collection and editing. WESTAT, Inc. created the sample weights for the survey data.

DMDC's Survey Technology Branch, under the guidance of James Caplan, Branch Chief, is responsible for the distribution of datasets outside of DMDC and maintaining records on compliance with the Privacy Act and 32 CFR 219.

Jacqueline Malone, SRA International, Inc., formatted and assembled this tabulation volume using DMDC's Survey Reporting Tool. A team consisting of Rachel Lipari, Lindsay Rock, and Kristin Olson completed quality control for this tabulation volume.

## Table of Contents

	<u>Page</u>
Introduction to the Survey .....	1
Survey Methodology .....	4
Tabulation Procedures .....	5
References.....	14
Tabulations of Responses.....	17
Survey Instrument.....	703

### List of Tabulations by Question Number

<u>Question</u>	<u>Page</u>
-----------------	-------------

#### BACKGROUND INFORMATION

1.	In what Service were you on active duty on June 26, 2006?.....	18
2.	Are you {Male} {Female}?.....	20
3.	What is your current paygrade? .....	22
4.	Are you Spanish/Hispanic/Latino?.....	24
5.	What is your race? .....	26
6.	Where is your permanent duty station located? .....	28

#### CAREER INTENTION

7.	How many years of active duty service have you completed (including enlisted, warrant officer, and commissioned officer time)?.....	30
8.	Suppose that you have to decide whether to stay on active duty. Assuming you could stay, how likely is it that you would choose to do so? .....	32
9.	How much do you agree or disagree with each of the following statements?.....	34
a.	I enjoy serving in the military .....	34
b.	Serving in the military is consistent with my personal goals .....	36
c.	If I left the military, I would feel like I'm starting all over again.....	38
d.	I would feel guilty if I left the military .....	40
e.	Generally, on a day-to-day basis, I am happy with my life in the military .....	42

f.	It would be difficult for me to leave the military and give up the benefits that are available in the Service .....	44
g.	I would not leave the military right now because I have a sense of obligation to the people in it.....	46
h.	I really feel as if the military's values are my own .....	48
i.	I would have difficulty finding a job if I left the military.....	50
j.	Generally, on a day-to-day basis, I am proud to be in the military .....	52
k.	If I left the military, I would feel like I had let my country down .....	54
l.	I continue to serve in the military because leaving would require considerable sacrifice .....	56
m.	I feel like being a member of the military can help me achieve what I want in life .....	58
n.	One of the problems with leaving the military would be the lack of available alternatives .....	60
o.	I am committed to making the military my career .....	62
9.	Affective Commitment scale: Constructed from Q9a-b, Q9e, Q9h, Q9j, and Q9m. Affective Commitment can be defined as an emotional attachment to, an identification with, and an involvement in an organization .....	64
9.	Continuance Commitment scale: Constructed from Q9c, Q9f, Q9i, Q9l, and Q9n. Continuance Commitment can be defined as an attachment based on the perceived costs associated with leaving an organization.....	66
9.	Normative Commitment scale: Constructed from Q9d, Q9g, and Q9k. Normative Commitment can be defined as a sense of obligation to remain in an organization.....	68

**MILITARY LIFE**

10.	In the past 12 months, how many nights have you been away from your permanent duty station because of your military duties?.....	70
11.	Have you ever been deployed longer than 30 consecutive days?.....	72
12.	Since September 11, 2001, how many times have you been deployed for any of the following operations?.....	74
a.	Operation Noble Eagle .....	74
b.	Operation Enduring Freedom .....	76
c.	Operation Iraqi Freedom.....	78
d.	Other.....	80

13.	Are you currently on a deployment that has lasted longer than 30 consecutive days? .....	82
14.	In the past 12 months, have you been deployed for any of the following operations?.....	84
	a. Operation Noble Eagle .....	84
	b. Operation Enduring Freedom .....	86
	c. Operation Iraqi Freedom.....	88
	d. Other.....	90
15.	To what extent do/would you feel safe during deployments from being sexually harassed at the following times and locations? .....	92
	a. ON base/installation/ship, during the day .....	92
	b. ON base/installation/ship, during the evening.....	94
	c. ON base/installation/ship, after lights out.....	96
	d. ON base/installation/ship, during the weekend.....	98
	e. ON base/installation/ship, in your barracks/housing area.....	100
	f. ON base/installation/ship, not in your barracks/housing area .....	102
	g. ON DUTY away from your base/installation/ship (e.g., on patrol or being a part of a convoy) .....	104
	h. OFF DUTY away from your base/installation/ship, during the day.....	106
	i. OFF DUTY away from your base/installation/ship, during the evening .....	108
15.	Do/would you feel safe to a large extent during deployments from being sexually harassed at different times on military or non-military locations? Constructed from Q15a-i .....	110
16.	To what extent do/would you feel safe during deployments from being sexually assaulted at the following times and locations?.....	112
	a. ON base/installation/ship, during the day .....	112
	b. ON base/installation/ship, during the evening.....	114
	c. ON base/installation/ship, after lights out.....	116
	d. ON base/installation/ship, during the weekend.....	118
	e. ON base/installation/ship, in your barracks/housing area.....	120
	f. ON base/installation/ship, not in your barracks/housing area .....	122
	g. ON DUTY away from your base/installation/ship (e.g., on patrol or being a part of a convoy) .....	124

h.	OFF DUTY away from your base/installation/ship, during the day.....	126
i.	OFF DUTY away from your base/installation/ship, during the evening .....	128
16.	Do/would you feel safe to a large extent during deployments from being sexually assaulted at different times on military or non-military locations? Constructed from Q16a-i.....	130
17.	To what extent .....	132
a.	Do people in the military who sexually harass others get away with it? .....	132
b.	Do people in the military feel comfortable reporting sensitive issues to authorities, such as discrimination, harassment, or sexual assault?.....	134
c.	Would you feel responsible for stopping another Service member from having sex with someone who seems too intoxicated to consent? .....	136
d.	Would you feel responsible for stopping another Service member who is sexually harassing other(s)?.....	138
e.	Would you feel responsible to get help (e.g., medical, psychological) for another Service member who had been sexually assaulted? .....	140

**YOUR MILITARY WORKPLACE**

18.	Are you currently.....	142
a.	In a military occupational specialty (MOS/D/R/ASFC) not usually held by persons of your gender? .....	142
b.	In a work environment where members of your gender are uncommon? .....	142
19.	Which of the following statements best describes the gender mix of your current work group, that is, the people with whom you work on a day-to-day basis? .....	144
20.	What is the gender of your immediate supervisor? .....	146
20.	Is your immediate supervisor in the military? Constructed from Q20 .....	148
21.	How much do you agree or disagree with the following statements about your supervisor? .....	150
a.	You trust your supervisor.....	150
b.	Your supervisor ensures that all assigned personnel are treated fairly .....	152



c.	There is very little conflict between your supervisor and the people who report to him/her .....	154
d.	Your supervisor evaluates your work performance fairly .....	156
e.	Your supervisor assigns work fairly in your work group .....	158
f.	You are satisfied with the direction/supervision you receive .....	160
21.	Supervisor Satisfaction scale: Constructed from Q21a-f. Supervisor Satisfaction assesses the level of agreement that supervisors are trustworthy, equitable, and fair in evaluations and delegating assignments .....	162
22.	To what extent do you agree or disagree with the following statements about your work group? .....	164
a.	If you make a request through channels in your work group, you know somebody will listen.....	164
b.	The leaders in your work group are more interested in looking good than being good .....	166
c.	You would go for help with a personal problem to people in your chain-of-command .....	168
d.	The leaders in your work group are not concerned with the way Service members treat each other as long as the job gets done .....	170
e.	You are impressed with the quality of leadership in your work group .....	172
f.	The leaders in your work group are more interested in furthering their careers than in the well-being of their Service members.....	174
22.	Leadership Satisfaction scale: Constructed from items Q22b-d and Q22f. Leadership Satisfaction can be defined as members' satisfaction with his/her work group leadership's commitment to quality work, positive work environment and Service member well-being .....	176
22.	Careerism scale: Constructed from items Q22a-d and Q22f. Careerism can be defined as the extent to which a member perceives that leaders put their personal interests above the organization's interests to further personal advancement .....	178
23.	In your opinion, have you had a mentor while in the military? .....	180
24.	How much do you agree or disagree with the following statements about the people you work with at your workplace? .....	182
a.	There is very little conflict among your coworkers .....	182
b.	Your coworkers put in the effort required for their jobs .....	184
c.	The people in your work group tend to get along.....	186

d.	The people in your work group are willing to help each other .....	188
e.	You are satisfied with the relationships you have with your coworkers .....	190
f.	You put more effort into your job than your coworkers do .....	192
24.	Coworker Satisfaction scale: Constructed from Q24a-e. Coworker Satisfaction can be defined as satisfaction with coworker work effort, work group compatibility, helpfulness of coworkers, and frequency of coworker conflicts .....	194
25.	How much do you agree or disagree with the following statements about your workplace? .....	196
a.	I know what is expected of me at work .....	196
b.	I have the materials and equipment I need to do my work right.....	198
c.	At work, I have the opportunity to do what I do best every day.....	200
d.	In the last 7 days, I have received recognition or praise for doing good work .....	202
e.	My supervisor, or someone at work, seems to care about me as a person.....	204
f.	There is someone at work who encourages my development .....	206
g.	At work, my opinions seem to count .....	208
h.	The mission/purpose of my Service makes me feel my job is important.....	210
i.	My coworkers are committed to doing quality work .....	212
j.	I have a best friend at work.....	214
k.	In the last 6 months, someone at work has talked to me about my progress .....	216
l.	This last year, I have had opportunities at work to learn and to grow.....	218
m.	At my workplace, a person's job opportunities and promotions are based only on work-related characteristics.....	220
n.	My supervisor helps everyone in my work group feel included.....	222
o.	I trust my supervisor to deal fairly with issues of equal treatment at my workplace.....	224
p.	At my workplace, all employees are kept well informed about issues and decisions that affect them .....	226

26.	How much do you agree or disagree with the following statements about the work you do at your workplace? .....	228
a.	Your work provides you with a sense of pride .....	228
b.	Your work makes good use of your skills.....	230
c.	You like the kind of work you do .....	232
d.	Your job gives you the chance to acquire valuable skills .....	234
e.	You are satisfied with your job as a whole.....	236
f.	Your day-to-day work is directly tied to your wartime job.....	238
26.	Work Satisfaction scale: Constructed from Q26a-e. Work Satisfaction can be defined as a sense of pride in work, use of skills, work enjoyment, and the opportunity to acquire valuable skills.....	240
27.	Overall, how well prepared.....	242
a.	Are you to perform your wartime job?.....	242
b.	Is your unit to perform its wartime mission?.....	244
28.	Overall, how would you rate.....	246
a.	Your current level of morale?.....	246
b.	The current level of morale in your unit?.....	248
29.	How much do you agree or disagree with the following statements about your unit? .....	250
a.	Service members in your unit really care about each other .....	250
b.	Service members in your unit work well as a team .....	252
c.	Service members in your unit pull together to get the job done .....	254
d.	Service members in your unit trust each other .....	256
29.	Unit Cohesion scale: Constructed from Q29a-d. Unit Cohesion can be defined as affective ties within a small group that sustain commitment to their peers, their unit, and their mission.....	258

### STRESS, HEALTH, AND WELL-BEING

30.	In the past month, how often have you.....	260
a.	Been upset because of something that happened unexpectedly? .....	260
b.	Felt that you were unable to control the important things in your life?.....	262
c.	Felt nervous and stressed? .....	264
d.	Felt confident about your ability to handle your personal problems?.....	266

e.	Felt that things were going your way? .....	268
f.	Found that you could not cope with all of the things you had to do?.....	270
g.	Been able to control irritations in your life?.....	272
h.	Felt that you were on top of things?.....	274
i.	Been angered because of things that were outside of your control? .....	276
j.	Felt difficulties were piling up so high that you could not overcome them? .....	278
30.	Perceived Stress scale: Constructed from Q30a-j. Perceived Stress can be defined as Service members' stress levels, measured by their emotional experiences/reactions in the month prior to taking the survey.....	280
31.	How true or false is each of the following statements for you?.....	282
a.	I am as healthy as anybody I know.....	282
b.	I seem to get sick a little easier than other people .....	284
c.	I expect my health to get worse .....	286
d.	My health is excellent .....	288
31.	General Health scale: Constructed from Q31a-d. The General Health scale is designed to provide a self-assessment of overall physical well-being.....	290
32.	Overall, how would you rate the current level of stress in your.....	292
a.	Work life?.....	292
b.	Personal life? .....	294

<b>GENDER-RELATED EXPERIENCES IN THE MILITARY IN THE PAST 12 MONTHS</b>
---

33.	During the past 12 months, did any of the following happen to you? If it did, do you believe your gender was a factor?.....	296
a.	You were rated lower than you deserved on your last evaluation .....	296
b.	Your last evaluation contained unjustified negative comments.....	298
c.	You were held to a higher performance standard than others .....	300
d.	You did not get an award or decoration given to others in similar circumstances .....	302
e.	Your current assignment has not made use of your job skills.....	304
f.	Your current assignment is not good for your career if you continue in the military .....	306

g.	You did not receive day-to-day, short-term tasks that would have helped you prepare for advancement .....	308
h.	You did not have a professional relationship with someone who advised (mentored) you on career development or advancement .....	310
i.	You did not learn until it was too late of opportunities that would have helped your career .....	312
j.	You were unable to get straight answers about your promotion possibilities .....	314
k.	You were excluded from social events important to career development and being kept informed.....	316
lm.	You did not get a job assignment that you wanted and for which you were qualified.....	318
n.	Have you had other adverse personnel actions in the past 12 months?.....	320
33.	Evaluation incident rate: Constructed from Q33a-d. Evaluation can be defined as Service members' perceptions that they did not receive ratings or awards that they deserved .....	322
33.	Assignment incident rate: Constructed from Q33e-g and Q33lm. Assignment can be defined as Service members' perceptions that they did not get assignments they wanted or ones that used their skills or facilitated career advancement .....	324
33.	Career incident rate: Constructed Q33h-k. Career can be defined as Service members' perceptions of having access to resources and mentoring that aid in career development.....	326
34.	Do you consider ANY of the behaviors which you marked as happening to you in the previous question to have been.....	328
a.	Sex discrimination?.....	328
b.	Racial/ethnic discrimination? .....	330
c.	Age discrimination? .....	332
d.	Religious discrimination? .....	334
e.	Other?.....	336
34.	Sex Discrimination incident rate: Constructed from Q33a-k, Q33lm, Q33n, and Q34a. Sex Discrimination can be defined as experiences of Evaluation, Assignment or Career discrimination .....	338

35. How often during the past 12 months have you been in situations involving Military Personnel (Active Duty or Reserve), DoD/Service Civilian Employees, and/or Contractors where one or more of these individuals (of either gender) ..... 340

a. Repeatedly told sexual stories or jokes that were offensive to you?..... 340

b. Referred to people of your gender in insulting or offensive terms?..... 342

c. Made unwelcome attempts to draw you into a discussion of sexual matters (e.g., attempted to discuss or comment on your sex life)? ..... 344

d. Treated you "differently" because of your gender (e.g., mistreated, slighted, or ignored you)?..... 346

e. Made offensive remarks about your appearance, body, or sexual activities?..... 348

f. Made gestures or used body language of a sexual nature that embarrassed or offended you? ..... 350

g. Made offensive sexist remarks (e.g., suggesting that people of your gender are not suited for the kind of work you do)? ..... 352

h. Made unwanted attempts to establish a romantic sexual relationship with you despite your efforts to discourage it?..... 354

i. Put you down or was condescending to you because of your gender? ..... 356

j. Continued to ask you for dates, drinks, dinner, etc., even though you said "No"? ..... 358

k. Made you feel like you were being bribed with some sort of reward or special treatment to engage in sexual behavior?..... 360

l. Made you feel threatened with some sort of retaliation for not being sexually cooperative (for example, by mentioning an upcoming review)?..... 362

m. Touched you in a way that made you feel uncomfortable?..... 364

n. Intentionally cornered you or leaned over you in a sexual way?..... 366

o. Treated you badly for refusing to have sex? ..... 368

p. Implied faster promotions or better treatment if you were sexually cooperative? ..... 370

q. Made sexually suggestive comments, gestures, or looks (e.g., stared at your body)?..... 372

r. Attempted to have sex with you without your consent or against your will, but was not successful? ..... 374

s. Had sex with you without your consent or against your will? ..... 376

t. Other unwanted gender-related behavior? ..... 378

35. Crude/Offensive Behavior incident rate: Constructed from Q35a, Q35c and Q35e-f. Crude/Offensive Behavior can be defined as verbal and nonverbal behaviors of a sexual nature that were offensive or embarrassing ..... 380

35. Unwanted Sexual Attention incident rate: Constructed from Q35h, Q35j, and Q35m-n. Unwanted Sexual Attention can be defined as attempts to establish a sexual relationship or to engage in sexually suggestive behavior..... 382

35. Sexual Coercion incident rate: Constructed from Q35k-l and Q35o-p. Sexual Coercion can be defined as classic quid pro quo, instances of special treatment or favoritism conditional on sexual cooperation..... 384

35. Sexist Behavior incident rate: Constructed from Q35b, Q35d, Q35g, and Q35i. Sexist Behavior can be defined as verbal and nonverbal behaviors that convey insulting, offensive, or condescending attitudes based on gender of the member ..... 386

35. Behaviors Against One's Consent incident rate: Constructed from Q35r-s. Behaviors Against One's Consent can be defined as attempted and/or actual sexual relations without the Service member's consent or against his or her will ..... 388

35. Combinations of Unprofessional, Gender-Related Behaviors: Constructed from Q35 ..... 390

36. How many of these behaviors that you marked as happening to you, do you consider to have been sexual harassment?..... 392

36. Sexual Harassment incident rate: Constructed from Q35a, Q35c, Q35e-f, Q35h, Q35j-p, and Q36. Sexual Harassment can be defined as experiences of Crude/Offensive Behavior, Unwanted Sexual Attention, or Sexual Coercion ..... 394

**ONE SITUATION OF GENDER-RELATED EXPERIENCES**

37. Which of the following categories best describe(s) the behavior(s) in the situation? ..... 396

a. Sexist Behavior..... 396

b. Crude/Offensive Behavior..... 396

c. Unwanted Sexual Attention ..... 396

d. Sexual Coercion ..... 396

e. Other..... 396

38.	To what extent was the situation .....	398
a.	Annoying?.....	398
b.	Threatening? .....	400
c.	Offensive? .....	402
d.	Distracting?.....	404
e.	Stressful?.....	406
f.	Intimidating? .....	408
39.	How many of the behaviors you experienced in the situation do you consider to have been sexual harassment?.....	410
40.	Where and when did the situation occur? .....	412
a.	At a military installation .....	412
b.	At work (the place where you perform your military duties) .....	414
c.	During duty hours .....	416
d.	In living quarters/barracks.....	418
e.	In a work environment where members of your gender are uncommon .....	420
f.	While you were deployed.....	422
g.	In the local community around an installation .....	424
h.	At your current permanent duty station.....	426
i.	While you were on TDY/TAD, at sea, or during field exercises/alerts.....	428
41.	What was the gender and number of offender(s)?.....	430
41.	What was the gender of the offender? Constructed from Q41 .....	432
41.	Did the situation involve multiple offenders? Constructed from Q41 .....	434
42.	What was the offender's organizational level and affiliation?.....	436
a.	Someone in your chain-of-command? .....	436
b.	Other military person(s) of higher rank/grade than you?.....	436
c.	Your military coworker(s)? .....	436
d.	Your military subordinate(s)?.....	436
e.	Other military person(s)? .....	436
f.	DoD/Service civilian employee(s)? .....	436
g.	DoD/Service civilian contractor(s)?.....	436
h.	Person(s) in the local community?.....	436
i.	Unknown person(s)?.....	436



42.	What was the organizational affiliation of the person(s) involved? Constructed from Q42 .....	438
43.	During the course of the situation you have in mind, how often did the event(s) occur? .....	440
44.	How long did the situation last, or if continuing, how long has it been going on? .....	442
45.	As a result of the situation, did you .....	444
	a. Ignore the behavior? .....	444
	b. Avoid the person(s) who bothered you? .....	444
	c. Tell the offender(s) to stop? .....	444
	d. Ask someone else to speak to the offender(s) for you? .....	444
	e. Blame yourself for what happened? .....	444
	f. Act as though it did not bother you? .....	444
45.	As a result of the situation, did you (continued).....	446
	g. Call a hotline for advice/information (not to file a complaint)?.....	446
	h. Request a transfer? .....	446
	i. Think about getting out of your Service? .....	446
	j. Accomplish less than you normally would at work?.....	446
	k. Other.....	446
46.	Did you talk about the situation with .....	448
	a. Your spouse/significant other? .....	448
	b. A friend? .....	448
	c. A family member?.....	448
	d. A chaplain, counselor, ombudsman, or healthcare provider? .....	448
47.	Did you discuss/report the situation to any installation/Service/DoD individuals or organizations?.....	450
48.	Did you discuss/report the situation with/to any of the following installation/Service/DoD individuals or organizations? .....	452
	a. Someone in your chain-of-command.....	452
	b. Someone in the chain-of-command of the person(s) who did it.....	454
	c. Special military office responsible for handling these kinds of complaints (e.g., Military Equal Opportunity or Civil Rights Office) .....	456
	d. Other person or office with responsibility for follow-up.....	458

49.	What actions were taken in response to your discussing/reporting the situation?.....	460
a.	Person(s) who bothered you was/were talked to about the behavior.....	460
b.	Your complaint was/is being investigated .....	462
c.	The situation was resolved informally .....	464
d.	You were encouraged to drop the complaint .....	466
e.	Your complaint was discounted or not taken seriously .....	468
f.	The rules on harassment were explained to everyone in the unit/office/place where the problem had occurred .....	470
g.	The situation was/is being corrected.....	472
h.	Some action was/is being taken against the person(s) who bothered you.....	474
i.	Some action was/is being taken against you .....	476
50.	Did you formally report the situation? .....	478
51.	Was your complaint found to be true? .....	480
51.	Is the action still being processed? Constructed from Q51.....	482
52.	How satisfied were/are you with the outcome of your complaint? .....	484
53.	How satisfied were/are you with the following aspects of the reporting process?.....	486
a.	Availability of information about how to file a complaint.....	486
b.	Treatment by personnel handling your complaint .....	488
c.	Amount of time it took/is taking to resolve your complaint .....	490
d.	How well you were/are kept informed about the progress of your complaint .....	492
e.	The complaint process overall .....	494
54.	As a result of reporting the situation, did you experience any .....	496
a.	Professional retaliation (e.g., loss of privileges, denied promotion/training, transferred to less favorable job)?.....	496
b.	Social retaliation (e.g., ignored by coworkers, being blamed for the situation)? .....	498
54.	What types of retaliation did you experience as a result of reporting the situation? Constructed from Q54a-b .....	500
55.	What were your reasons for not reporting the situation to any of the installation/Service/DoD individuals or organizations? {Subitems a-f} .....	502

55.	What were your reasons for not reporting the situation to any of the installation/Service/DoD individuals or organizations? {Subitems g-k} .....	504
56.	In the past 12 months, have you experienced any of the following sexual contacts that were against your will or occurred when you did not or could not consent where someone: sexually touched you (e.g., intentional touching of genitalia, breasts, or buttocks) or made you sexually touch them; attempted to make you have sexual intercourse, but was not successful; made you have sexual intercourse; attempted to make you perform or receive oral sex, anal sex, or penetration by a finger or object, but was not successful; made you perform or receive oral sex, anal sex, or penetration by a finger or object? .....	506
56.	Unwanted Sexual Contact incident rate: Constructed from Q56. Unwanted Sexual Contact can be defined as having experienced without your consent and against your will forced performance or receipt of sexual touching (e.g., intentional touching of genitalia, breasts, or buttocks), attempted or completed sexual intercourse, oral sex, anal sex, or penetration by a finger or object .....	508

<b>ONE SITUATION OF UNWANTED SEXUAL CONTACT</b>
---

57.	What did the person(s) do during the situation?.....	510
57.	Combinations of Unwanted Sexual Contact. Constructed from Q57 .....	512
58.	Did the situation occur .....	514
a.	At a military installation? .....	514
b.	While you were deployed?.....	514
c.	At your current permanent duty station?.....	514
d.	During your work day/duty hours? .....	514
e.	While you were on TDY/TAD, at sea, or during field exercises/alerts?.....	514
59.	When did the situation occur?.....	516
60.	Where did the situation occur?.....	518
61.	What was the number and gender of offender(s)?.....	520
61.	What was the gender of the offender(s)? Constructed from Q61 .....	522
61.	Did the incident involve multiple offenders? Constructed from Q61 .....	524
62.	What was the offender's organizational level and affiliation?.....	526
a.	Someone in your chain-of-command? .....	526
b.	Other military person(s) of higher rank/grade than you?.....	526
c.	Your military coworker(s)? .....	526

d.	Your military subordinate(s)? .....	526
e.	Other military person(s)? .....	526
f.	DoD/Service civilian employee(s)? .....	526
g.	DoD/Service civilian contractor(s)?.....	526
h.	Person(s) in the local community?.....	526
i.	Unknown person(s)?.....	526
62.	What was the organizational affiliation of the person(s) involved? Constructed from Q63 .....	528
63.	Did the situation occur? .....	530
a.	When your judgment was impaired due to alcohol? .....	530
b.	When you were so intoxicated that you were unable to consent? .....	530
c.	When the offender(s) was intoxicated?.....	530
d.	After the offender(s) used drugs to knock you out (e.g., date rape drugs, sedatives, etc.)? .....	530
64.	Did the offender(s)? .....	532
a.	Threaten to ruin your reputation if you did not consent?.....	532
b.	Threaten to physically harm you if you did not consent? .....	532
c.	Threaten to physically harm a member of your family if you did not consent? .....	532
d.	Use some degree of physical force (e.g., holding you down)? .....	532
e.	Use their authority for a search (e.g., body/personal search)? .....	532
f.	Use their authority for a medical or dental exam/procedure? .....	532
g.	Use their authority as a military civilian/supervisor? .....	532
65.	Prior to the situation, did any of the offender(s).....	534
a.	Sexually harass you?.....	534
b.	Stalk you? .....	534
66.	Did you talk about the situation with .....	536
a.	Your spouse/significant other? .....	536
b.	A friend? .....	536
c.	A family member (e.g., parent, brother/sister?) .....	536
d.	A chaplain, counselor, ombudsman, or health care provider? .....	536
e.	A civilian hotline or crisis center?.....	536
f.	A military hotline or Military OneSource? .....	536

67.	Did you seek professional help/treatment or use other support services following the situation? .....	538
68.	How satisfied are you with the professional help/treatment you received?.....	540
69.	Did you discuss/report the situation with/to any authority or organization? .....	542
70.	Did you discuss/report the situation with/to any of the following authorities or organizations? .....	544
71.	What actions were taken in response to your report? .....	546
	a. Your report was/is being investigated .....	546
	b. You were/are being kept informed of the status of the investigation.....	548
	c. Action was/is being taken against the offender.....	550
	d. You were encouraged to drop the complaint/withdraw your report .....	552
	e. Action was/is being taken against you .....	554
	f. Some other action was/is being taken .....	556
72.	How satisfied have you been with .....	558
	a. The quality of sexual assault advocacy services you received? .....	558
	b. The quality of counseling services you received?.....	560
	c. The quality of medical care you received?.....	562
	d. Your treatment by the Sexual Assault Victim Advocate assigned to you?.....	564
	e. Your treatment by the Sexual Assault Response Coordinator (SARC) handling your report? .....	566
	f. Your treatment by the Commander handling your report?.....	568
	g. Your treatment by the criminal investigator handling your report? .....	570
	h. Your treatment by the Trial Defense Office personnel? .....	572
	i. Your treatment by the Legal Office personnel (prosecution)?.....	574
	j. The amount of time investigation process took/is taking?.....	576
	k. How well you were/are kept informed about the progress of your case? .....	578
	l. The availability of information about how to file a restricted report? .....	580

m.	The availability of information about how to file an unrestricted report? .....	582
n.	The reporting process overall? .....	584
73.	As a result of reporting the situation, did you.....	586
a.	Experience any professional retaliation (e.g., loss of privileges, denied promotion/training, transferred to less favorable job)? .....	586
b.	Experience any social retaliation (e.g., ignored by coworkers, being blamed for the situation)? .....	588
c.	Get placed on a medical hold? .....	590
d.	Get placed on a legal hold? .....	592
e.	Get an involuntary transfer to a different assignment? .....	594
f.	Get a requested transfer to a different assignment?.....	596
g.	Feel you were overprotected (e.g., smothered or treated like a child)? .....	598
73.	What types of retaliation did you experience as a result of reporting the situation? Constructed from Q73a-b.....	600
74.	When you reported the situation were you offered? {Details on types of services} .....	602
75.	How soon after the situation occurred did you report (restricted or unrestricted) your experience to any authority or organization? .....	604
76.	What were your reasons for not reporting the situation to any of the installation/Service/DoD individuals or organizations? {Subitems a-f}.....	606
76.	What were your reasons for not reporting the situation to any of the installation/Service/DoD individuals or organizations? {Subitems g-i} .....	608

<b>PERSONNEL POLICY AND PRACTICES</b>
---------------------------------------

77.	Please give your opinion about whether the persons below make honest and reasonable efforts to stop sexual harassment, regardless of what is said officially .....	610
a.	Senior leadership of your Service .....	610
b.	Senior leadership of your installation/ship .....	612
c.	Your immediate supervisor .....	614
78.	In your work group, to what extent .....	616
a.	Would members of your work group feel free to report sexual harassment without fear of reprisals? .....	616
b.	Would members of your work group feel free to report sexual assault without fear of reprisals? .....	618

c.	Would complaints about sexual harassment be taken seriously no matter who files them?.....	620
d.	Would people be able to get away with sexual harassment if it was reported?.....	622
e.	Would people be able to get away with sexual assault if it was reported? .....	624
79.	At your installation/ship, to what extent .....	626
a.	Are policies forbidding sexual harassment publicized?.....	626
b.	Are complaint procedures related to sexual harassment publicized?.....	628
c.	Are reports of sexual harassment taken seriously? .....	630
d.	Are sexual assault reporting procedures publicized?.....	632
e.	Are reports of sexual assault taken seriously? .....	634

#### SEXUAL HARASSMENT TRAINING

80.	Have you had any military training during the past 12 months on topics related to sexual harassment? .....	636
81.	In the past 12 months, how many times have you had military training on topics related to sexual harassment? .....	638
82.	My Service's sexual harassment training .....	640
a.	Provides a good understanding of what words and actions are considered sexual harassment .....	640
b.	Teaches that sexual harassment reduces the cohesion and effectiveness of my Service as a whole .....	642
c.	Identifies behaviors that are offensive to others and should not be tolerated.....	644
d.	Gives useful tools for dealing with sexual harassment .....	646
e.	Explains the process for reporting sexual harassment .....	648
f.	Makes me feel it is safe to complain about unwanted sex-related attention.....	650
g.	Provides information about policies, procedures, and consequences of sexual harassment.....	652
83.	In your opinion, how effective was the training you received in actually reducing/preventing behaviors that might be seen as sexual harassment?.....	654

**SEXUAL ASSAULT TRAINING**

84. Have you had any military training during the past 12 months on topics related to sexual assault?..... 656

85. In the past 12 months, how many times have you had military training on topics related to sexual assault? ..... 658

86. My Service's sexual assault training..... 660

    a. Provides a good understanding of what actions are considered sexual assault..... 660

    b. Teaches how to avoid situations that might increase the risk of sexual assault..... 662

    c. Teaches how to obtain medical care following a sexual assault..... 664

    d. Explains the role of the chain-of-command in handling sexual assaults ..... 666

    e. Explains the reporting options available if a sexual assault occurs ..... 668

    f. Identifies the points of contact for reporting sexual assault (e.g., SARC, Victim Advocate)..... 670

    g. Explains how sexual assault is a mission readiness problem..... 672

87. In your opinion, how effective was the training you received in ..... 674

    a. Actually reducing/preventing sexual assault or behaviors related to sexual assault? ..... 674

    b. Explaining the difference between restricted and unrestricted reporting of sexual assault? ..... 676

88. At your installation/ship, is there a..... 678

    a. Specific office with the authority to investigate sexual harassment? ..... 678

    b. Sexual Assault Response Coordinator (SARC) to help those who experience sexual assault? ..... 680

    c. Sexual Assault Victim Advocate to help those who experience sexual assault? ..... 682

**PRIOR EXPERIENCES**

89. Prior to your entry into the military, were you ever ..... 684

    a. Sexually harassed? ..... 684

    b. Sexually assaulted?..... 684



<b>HOW ARE WE DOING?</b>
--------------------------

90.	In your opinion, has sexual harassment in our nation become more or less of a problem over the last 4 years? .....	686
91.	In your opinion, has sexual assault in our nation become more or less of a problem over the last 4 years? .....	688
92.	In your opinion, has sexual harassment in the military become more or less of a problem over the last 4 years? .....	690
93.	In your opinion, has sexual assault in the military become more or less of a problem over the last 4 years? .....	692
94.	In your opinion, how often does sexual harassment occur in the military now, as compared with a few years ago? .....	694
95.	In your opinion, how often does sexual assault occur in the military now, as compared with a few years ago?.....	696
96.	What age were you on your last birthday? .....	698
97.	Did you respond to this survey via the Web or a paper survey questionnaire? Constructed from administrative data .....	700



# 2006 WORKPLACE AND GENDER RELATIONS SURVEY OF ACTIVE DUTY MEMBERS: TABULATIONS OF RESPONSES

## *Introduction to the Survey*

The *Human Resources Strategic Assessment Program* (HRSAP), Defense Manpower Data Center (DMDC), conducts both Web-based and paper-and-pencil surveys to support the personnel information needs of the Under Secretary of Defense for Personnel and Readiness (USD[P&R]). These surveys assess the attitudes and opinions of the entire Department of Defense (DoD) community on a wide range of personnel issues. *Human Relations Surveys* are in-depth studies of topics and populations, often requiring both paper-and-pencil surveys and Web-based surveys, that take longer to develop, administer, and analyze.

This report contains tabulations of responses from the *2006 Workplace and Gender Relations Survey of Active Duty Members (2006 WGRA)*, conducted June 19 to September 5, 2006. This introduction (1) summarizes the survey content, (2) defines the total population surveyed and the subgroups used in tabulations of responses, (3) summarizes the survey methodology,<sup>1</sup> and (4) provides details on how to use the tabulations. The tabulations and a copy of the survey items follow this introduction.<sup>2</sup>

## **Survey Content**

The *2006 WGRA* continues a line of military sexual harassment research begun in 1988. DMDC conducted Joint Service surveys of active duty members on gender issues in 1988, 1995, and 2002; surveys of Service Academy cadets/midshipmen in 2005 and 2006; and a survey of Reserve component members in 2004. Since 1995, the questionnaire was designed to both estimate the level of sexual harassment in the Services and provide new information on a variety of consequences of harassment (Bastian, Lancaster, & Reyst, 1996). The *2006 WGRA* is the fourth DMDC active duty survey of workplace and gender issues, and was modeled on its predecessor, the *2002 Status of the Armed Forces Surveys—Workplace and Gender Relations* and the *Service Academy 2006 Gender Relations Survey*. The survey was subdivided into the following fourteen topic areas:

1. *Background Information*—Service, gender, paygrade, race/ethnicity, and permanent duty station location.
2. *Career Intention*—Years of service, likelihood to stay on active duty, and commitment to serve.

---

<sup>1</sup> Details on survey methodology are reported in DMDC (2007b).

<sup>2</sup> Refer to DMDC (2007a) to view a screen-shot version of the survey as it appeared on the Web.

3. *Military Life*—Time away from permanent duty station; number of times deployed for operations since September 11, 2001 and in the past 12 months; current deployment status; safety from sexual harassment and sexual assault; and perceptions of sexual harassment and sexual assault in the military.
4. *Your Military Workplace*—Gender mix of current workgroup; characteristics of immediate supervisor; qualities of supervisors and leadership; relationships with coworkers; mentoring; individual and unit preparedness; morale; and unit cohesion.
5. *Stress, Health, and Well-Being*—Physical well-being and level of stress in work and personal life.
6. *Gender-Related Experiences in the Military in the Past 12 Months*—Experiences of discrimination, unprofessional, gender-related behaviors, and sexual harassment in the 12 months prior to the survey.
7. *One Situation of Gender-Related Experiences*—Circumstances pertaining to experiences of unprofessional, gender-related behaviors, including characteristics of offenders, to whom behaviors were reported, members' satisfaction with the complaint process and outcome (if applicable), and/or reasons for not reporting.
8. *Unwanted Sexual Contact*—Experiences of sexual contact against members' will or without consent in the 12 months prior to the survey.
9. *One Situation of Unwanted Sexual Contact*—Specific behaviors experienced during one event with the greatest effect, when and where the event occurred, involvement of alcohol/drugs, characteristics of offenders, to whom behaviors were reported, actions taken and consequences of reporting (if applicable), and/or reasons for not reporting.
10. *Personnel Policy and Practices*—Views on current gender-related policies and leadership practices.
11. *Sexual Harassment Training*—Frequency and perceived effectiveness of training on sexual harassment.
12. *Sexual Assault Training*—Frequency and perceived effectiveness of training on sexual assault.
13. *Prior Experiences*—Experiences of being sexually harassed and/or sexually assaulted prior to entering the military.
14. *How Are We Doing?*—Perceptions of gender relations within the military and in the nation, and how they have changed over the past four years.

### ***Population and Reporting Categories***

The population of interest for the survey consisted of active duty members.<sup>3</sup> of the Army, Navy, Marine Corps, and Air Force, excluding National Guard and Reserve members, who (1) have at least six months of service at the time the questionnaire is first fielded and (2) are below flag rank. Survey results are presented for the total DoD population and by a variety of reporting categories. To form the reporting categories for the tabulations, respondents are classified primarily by their responses to survey items. If the self-reported data are missing, then DMDC's *Active Duty Master Edit File* data, at the time of sampling, are used to impute the subgroup classification. Survey results are tabulated by: Service, paygrade, deployment, race/ethnicity, experienced behaviors, and gender. Definitions for reporting categories follow:

- *Service*—The categories include *Army, Navy, Marine Corps, and Air Force*.
- *Paygrade*—The *Enlisted* subgroup includes all enlisted paygrades (E1-E9). The *Enlisted* subgroup is broken into: junior enlisted members (*E1-E4, E1-E3 and E4*) and senior enlisted members (*E5-E9, E5-E6 and E7-E9*). The *Officers* subgroup includes Warrant Officers (*W1-W5*) and commissioned officers (*O1-O3 and O4-O6*).
- *Deployment*—The categories include *Deployed Past 12 Months* and *Not Deployed Past 12 Months*, and indicate whether members were deployed longer than 30 consecutive days during the 12 months prior to the survey.
- *Race/Ethnicity*—Respondents are classified based on self-reported categories consistent with requirements of the *Standards for Maintaining, Collecting, and Presenting Federal Data on Race and Ethnicity* (1997). *Total Minority* includes all persons marking one or more of the races other than White and/or marking that they are Spanish/Hispanic/Latino. *Non-Hispanic Black* includes persons marking only Black or African American and not reporting being Spanish/Hispanic/Latino. *Hispanic* includes anyone marking that they are Spanish/Hispanic/Latino, regardless of how they answered the question on race.
- *Experienced Behaviors*—The categories include *Experienced Unwanted Sexual Contact, Not Experienced Unwanted Sexual Contact, Experienced Sexual Harassment, and Not Experienced Sexual Harassment*.
- *Gender*—The categories include *Females* and *Males* overall and gender broken into the following categories: Service, paygrade, experienced behaviors, deployment status, and Service by E1-E4/enlisted/officers.

---

<sup>3</sup> The survey was also sent to a sample of Coast Guard members but all results for Coast Guard are provided in a separate volume for the Department of Homeland Security.

## **Survey Methodology**

The survey administration process began on June 19, 2006, with the mailout of notification letters to sample members. The notification letter explained why the survey was being conducted, how the survey information would be used, and why participation was important. Throughout the administration period, additional e-mail and postal reminders were sent to encourage survey participation. Data were collected between June 26 and September 5, 2006, with paper surveys mailed on August 1, 2006 to those who did not respond via the Web.

Single-stage, nonproportional, stratified random sampling<sup>4</sup> procedures were used. The sample consisted of 79,396 individuals drawn from the sample frame constructed from DMDC's *Active Duty Master Edit File*. Members of the sample became ineligible if they indicated in the survey or by other contact (e.g., telephone calls to the data collection contractor) that they were not on active duty as of the first day of the Web survey, June 26, 2006 (0.46% of sample).

Completed surveys (defined as 50% or more of the survey questions asked of all participants being answered, including the critical question, Q35) were received from 24,178 eligible respondents. The overall weighted response rate for eligibles, corrected for nonproportional sampling, was 30%.

Data were weighted using the industry standard three-stage process. This form of weighting produces survey estimates of population totals, proportions, and means (as well as other statistics) that are representative of their respective populations. Unweighted survey data, in contrast, are likely to produce biased estimates of population statistics. The three-stage process of weighting consists of the following steps:

- *Adjustment for selection probability*—Probability samples such as the sample for this survey are selected from lists and each member of the list has a known nonzero probability of selection. For example, if a list contained 10,000 members in a demographic subgroup and the desired sample size for the subgroup was 1,000, one in every tenth member of the list would be selected. During weighting, this selection probability (1/10) is taken into account. The base, or first weight, used to adjust the sample is the reciprocal of the selection probability. In this example, the adjustment for selection probability (base weight) is 10 for members of this subgroup.
- *Adjustments for nonresponse*—Some sampled members do not respond to the survey. Continuing the previous example, suppose only half of sample members, 500, completed and returned a survey. Because the unweighted

---

<sup>4</sup>In stratified random sampling, all members of a population are categorized into homogeneous groups. For example, members might be grouped by gender and Service (e.g., all male Army personnel in one group, all female Navy personnel in another). Members are chosen at random within each group. Small groups are oversampled in comparison to their proportion of the population so there will be enough responses from small groups to analyze. Weights are used so that groups are correctly represented in the analyses.

sample size would only be 500, weights are needed to project the sample up to the subgroup population total (10,000). In this case, the base-weighted respondents would sum to only 5,000 weighted respondents. To adjust for nonresponse, the base weights are multiplied by the reciprocal of the nonresponse rate. In this example, the base weight (10) is multiplied by the reciprocal of the nonresponse rate (2) to create a new weight of 20. The weighted sample sums to the subgroup population total of 10,000.

- *Adjustment to known population values*—The first of the two previous weighting adjustments are applied according to the demographic groupings used in designing the subgroups for the sample. The second is based on population characteristics that are known to be related to whether a sample person responds to the survey. Because the sample design and adjustments for nonresponse cannot take into account all demographic differences related to who responds to a survey and how they respond, auxiliary information is used to increase the precision of survey estimates. For this reason, a final weighting adjustment is computed that reproduces population totals for important demographic groupings related to who responds to a survey and how they might answer the survey. Suppose in our example the population for the subgroup was 8,500 men and 1,500 women but the nonresponse-adjusted weighted estimates from the respondents was 7,000 men and 3,000 women. To dampen this possible bias and reproduce known population totals, the weights would be adjusted by 1.21 for men and 0.5 for women so that the final weights for men and women would be 24.3 and 10 which would give unbiased estimates of the total and of women and men in the subgroup.

Table 1 (pages 6-7) shows the number of respondents and the portion of respondents in each reporting category. Also shown are the estimated number of members and the portion of total members in each reporting category. Differences in the percentages of respondents and population for the reporting categories reflect differences in the number sampled, as well as differences in response rates.<sup>5</sup>

### ***Tabulation Procedures***

Tabulations<sup>6</sup> for each question in the survey are shown on a set of facing pages. The text of the questions and response options are shown at the top of the even-numbered pages with only the question number repeated on the odd-numbered pages. To compress the width of columns in the tables, the response options are shown with a number, letter, or DNA (i.e., *Does not apply*); then that number, letter, or DNA is used as the column heading for the responses. The central feature of the tabulations is the percentage of members choosing the response options indicated by the column heading. Within a set of response options, percentages may not add to 100% due to rounding error.

<sup>5</sup> There is also a slight difference in treatment of missing data. Cases with missing data are included in counts of respondents, but are excluded in population estimates.

<sup>6</sup> Details of data editing and preparation are provided by DMDC (2007a).

**Table 1.**  
**Number of Respondents and Estimated Population by Reporting Categories**

	Respondents		Estimated Population				
	Count	Percent	Totals		Percent		Max ME
<b>TOTAL</b>	24,178	100%	1,349,626	±9,769	100%		
<b>Army</b>	9,531	39%	484,294	±6,109	36%		±1%
<b>Navy</b>	5,585	23%	344,528	±4,647	26%		±1%
<b>Marine Corps</b>	3,071	13%	175,458	±5,832	13%		±1%
<b>Air Force</b>	5,991	25%	345,346	±3,319	26%		±1%
<b>PAYGRADE</b>							
<b>Enlisted</b>	12,692	52%	1,121,351	±9,849	83%		±1%
<b>E1 – E4</b>	3,940	16%	488,135	±10,785	36%		±1%
E1 – E3	1,494	6%	208,369	±11,636	15%		±1%
E4	2,446	10%	279,767	±10,714	21%		±1%
<b>E5 – E9</b>	8,752	36%	633,216	±8,684	47%		±1%
E5 – E6	5,244	22%	481,751	±9,076	36%		±1%
E7 – E9	3,508	15%	151,465	±3,457	11%		±1%
<b>Officers</b>	11,486	48%	228,275	±2,746	17%		±1%
<b>W1 – W5</b>	3,089	13%	17,702	±1,314	1%		±1%
<b>O1 – O3</b>	3,787	16%	117,999	±2,525	9%		±1%
<b>O4 – O6</b>	4,610	19%	92,574	±1,393	7%		±1%
<b>DEPLOYMENT</b>							
<b>Deployed Past 12 Months</b>	7,603	31%	472,326	±13,927	35%		±2%
<b>Not Deployed Past 12 Months</b>	16,575	69%	877,299	±15,215	65%		±2%
<b>RACE/ETHNICITY</b>							
<b>Non-Hispanic White</b>	15,646	65%	824,853	±10,295	61%		±1%
<b>Total Minority</b>	8,492	35%	522,598	±9,467	39%		±1%
Non-Hispanic Black	4,104	17%	220,629	±8,503	16%		±1%
Hispanic	2,470	10%	182,177	±9,879	14%		±1%
<b>EXPERIENCED BEHAVIORS</b>							
<b>Experienced USC</b>	539	2%	34,231	±4,907	3%		±1%
<b>Not Experienced USC</b>	23,056	95%	1,271,551	±9,909	97%		±1%
<b>Experienced SH</b>	2,953	12%	134,155	±7,938	10%		±1%
<b>Not Experienced SH</b>	21,225	88%	1,215,471	±11,895	90%		±1%
<b>FEMALES</b>							
<b>Total</b>	7,411	31%	198,132	±3,383	15%		±1%
<b>Army</b>	2,768	11%	69,096	±1,744	5%		±1%
<b>Navy</b>	1,708	7%	49,730	±1,423	4%		±1%
<b>Marine Corps</b>	832	3%	11,333	±1,671	1%		±1%
<b>Air Force</b>	2,103	9%	67,973	±1,987	5%		±1%
<b>Enlisted</b>	4,928	20%	162,178	±3,268	12%		±1%
<b>E1 – E4</b>	2,006	8%	75,475	±3,001	6%		±1%
<b>E5 – E9</b>	2,922	12%	86,703	±2,031	6%		±1%
<b>Officers</b>	2,483	10%	35,954	±1,033	3%		±1%
<b>O1 – O3</b>	1,118	5%	22,497	±1,016	2%		±1%
<b>O4 – O6</b>	1,223	5%	11,980	± 378	1%		±1%



Table 1. (continued)

	Respondents		Estimated Population				
	Count	Percent	Totals		Percent	Max ME	
<b>FEMALES (CONTINUED)</b>							
Experienced USC	387	2%	13,510	±1,837	1%		±1%
Not Experienced USC	6,775	28%	176,230	±3,153	13%		±1%
Experienced SH	2,264	9%	64,731	±2,980	5%		±1%
Not Experienced SH	5,147	21%	133,401	±3,407	10%		±1%
Deployed Past 12 Months	1,752	7%	47,343	±2,425	4%		±1%
Not Deployed Past 12 Months	5,659	23%	150,789	±3,600	11%		±1%
Army Enlisted	1,875	8%	55,633	±1,616	4%		±1%
E1 – E4	716	3%	27,008	±1,392	2%		±1%
Army Officers	893	4%	13,463	± 714	1%		±1%
Navy Enlisted	1,181	5%	41,505	±1,292	3%		±1%
E1 – E4	479	2%	19,180	±1,212	1%		±1%
Navy Officers	527	2%	8,225	± 615	1%		±1%
Marine Corps Enlisted	517	2%	10,184	±1,665	1%		±1%
E1 – E4	247	1%	6,294	±1,622	0%		±1%
Marine Corps Officers	315	1%	1,149	± 163	0%		±1%
Air Force Enlisted	1,355	6%	54,856	±1,942	4%		±1%
E1 – E4	564	2%	22,993	±1,738	2%		±1%
Air Force Officers	748	3%	13,117	± 446	1%		±1%
<b>MALES</b>							
Total	16,767	69%	1,151,494	±9,561	85%		±1%
Army	6,763	28%	415,198	±6,130	31%		±1%
Navy	3,877	16%	294,797	±4,578	22%		±1%
Marine Corps	2,239	9%	164,126	±5,633	12%		±1%
Air Force	3,888	16%	277,373	±3,070	21%		±1%
Enlisted	7,764	32%	959,173	±9,765	71%		±1%
E1 – E4	1,934	8%	412,660	±10,561	31%		±1%
E5 – E9	5,830	24%	546,513	±8,556	40%		±1%
Officers	9,003	37%	192,321	±2,682	14%		±1%
O1 – O3	2,669	11%	95,502	±2,413	7%		±1%
O4 – O6	3,387	14%	80,594	±1,351	6%		±1%
Experienced USC	152	1%	20,722	±4,553	2%		±1%
Not Experienced USC	16,281	67%	1,095,321	±9,866	84%		±1%
Experienced SH	689	3%	69,423	±7,377	5%		±1%
Not Experienced SH	16,078	66%	1,082,070	±11,521	80%		±1%
Deployed Past 12 Months	5,851	24%	424,984	±13,765	31%		±2%
Not Deployed Past 12 Months	10,916	45%	726,510	±14,987	54%		±2%
Army Enlisted	2,272	9%	344,638	±6,215	26%		±1%
E1 – E4	437	2%	153,828	±6,751	11%		±1%
Army Officers	4,491	19%	70,560	±1,982	5%		±1%
Navy Enlisted	1,862	8%	249,593	±4,475	18%		±1%
E1 – E4	334	1%	92,394	±4,897	7%		±1%
Navy Officers	2,015	8%	45,204	±1,523	3%		±1%
Marine Corps Enlisted	1,478	6%	146,003	±5,615	11%		±1%
E1 – E4	617	3%	84,892	±5,750	6%		±1%
Marine Corps Officers	761	3%	18,123	±1,002	1%		±1%
Air Force Enlisted	2,152	9%	218,940	±2,998	16%		±1%
E1 – E4	546	2%	81,546	±3,101	6%		±1%
Air Force Officers	1,736	7%	58,433	± 888	4%		±1%

Where an item can be presented as an average, that average is shown as a number estimate and in a bar chart. The averages can be quickly scanned for reporting groups differing from other similarly defined groups. Where a true response continuum is available (e.g., number of times trained), the mean of that continuum is presented; in other cases, the responses are averages of the numeric scales presented with the response options. Where there is a simple binomial response (e.g., yes/no), only one percentage is presented. In this case, the bar chart represents that percentage. When multi-level response scales (e.g., “yes,” “no,” “don’t know”) can be dichotomized, the bar chart represents either the sum of the percentages in multiple columns (e.g., “no” and “don’t know” summed) or the percentage in one column (e.g., “yes”).

On each page of tabulations, the first column lists the reporting group shown in that row. The second column, *Percent Responding*, lists the portion of the reporting group represented in the estimates in that row. In most cases, if this percentage is not 100, it reflects item nonresponse, and the table note indicates that “Percent responding are Service members who answered the question.”

Not all questions will apply to every respondent. Respondents to the paper version of the survey are instructed to skip questions that do not apply to them (based on their answers to previous questions). Where possible, the Web survey is programmed to skip respondents over questions that do not apply to them. For example, Q85 (In the past 12 months, how many times have you had military training on topics related to sexual assault?) does not apply to those who marked in Q84 that they did not have any military training during the past 12 months on topics related to sexual assault. The table note for this question indicates, “Percent responding are Service members who answered the question and who have had sexual assault training in the past 12 months (Q84).”

The survey does not always skip questions that do not apply to the respondents. In the tabulations, *Does not apply* responses are typically included in the percentages in the *Percent Responding* column. For example, members were asked to indicate in Q66a if they had talked about their experience of unwanted sexual contact with their spouse/significant other. Survey participants could indicate the response option does not apply to them because they did not have a spouse or significant other. In other cases, the *Does not apply* response is tabulated separately. For example, members were asked to indicate in Q51 if their complaint regarding their experience of gender-related behaviors was found to be true. Responses of *Does not apply, the action is still being processed* are tabulated separately.

Because the survey contains open-ended questions, not all responses are tabulated. For example, members were asked in Q35t if they experienced any unwanted gender-related behaviors in the past 12 months other than those listed. Since it is not feasible to tabulate the wide range of responses, the open-ended responses for Q35t are not tabulated.

### ***Paper and Web Survey Comparability***

On occasion, the paper and Web versions of the survey differ. These differences result from the technological advantages and requirements available in a Web-based survey. The survey response options differ at times. The use of *Does not apply* response options in the paper version are unnecessary in the Web version due to “smart skip” technology. For example, Q92 on the paper version (In your opinion, has sexual harassment in the military become more or less of a problem over the last 4 years?) has a response option of *Don't know, you have been in the military less than 4 years*. For the Web version, respondents who had previously indicated in Q7 that they have been on active duty for less than 4 years were automatically skipped over Q92.

### ***Combining Information From Multiple Items***

Tabulations in this volume generally present data for individual survey questions. There are three types of exceptions. The first type of exception is where the results for multiple items are presented on a single set of pages.

- In Q18, members were asked whether they were in a military occupational specialty not usually held by persons of their gender and whether they worked in an environment where members of their gender were uncommon. The tabulations for this question show the percentage of each reporting category who marked *Yes*, indicating they worked in an occupational specialty not usually held by persons of their gender and/or indicating they worked in an environment where members of their gender were uncommon.

The second exception is where members can provide multiple answers to a single question (e.g., race).

- In Q5, members were asked to mark one or more races. The tabulations show the percentage who responded that they are White, Black, American Indian/Alaska Native, Asian, and/or Native Hawaiian/Other Pacific Islander. Respondents who indicated more than one race are also shown in the percentage of *More Than One Race Marked*. For example, if a respondent indicated they were Asian and White, they were counted in the percentage as Asian, White, and *More Than One Race Marked*.

The third exception pertains to constructed composite measures (e.g., scales, incident rates, summary variables), described below. For example, incident rates for unprofessional, gender-related behaviors are constructed from multiple items. Typically, individual items from a composite measure are presented first, then the composite measure is presented. Where applicable, Cronbach's coefficient alpha, a measure of scale reliability, is provided in the table notes. For details of the psychometric analyses used to confirm the properties of the measures and more detailed discussion of the creation of composite measures, please see Nye, Lytell, Omerod, Lawson, Perry, Wright, Fitzgerald, & Drasgow (2007).

- *Organizational Commitment:* Three measures of organizational commitment (Q9) are presented. *Affective commitment* can be defined as an emotional attachment to, an identification with, and an involvement in an organization (Q9a, b, e, h, j, and m). *Continuance commitment* can be defined as attachment based on the perceived costs of leaving an organization (Q9c, f, i, l, and n). *Normative commitment* can be defined as a sense of obligation to remain in an organization (Q9d, g, and k). Higher scores indicate stronger organizational commitment.
- *Supervisor Satisfaction:* In Q21, members were asked about their satisfaction with their supervisor. The composite measure includes survey items on members' agreement that their supervisor can be trusted, treats all assigned people fairly, does not have conflict with people who report to him/her, gives satisfactory direction, evaluates performance fairly, and makes work assignments fair (Q21a-f). Higher scores on this measure indicate members strongly agreed with positive statements about their supervisor.
- *Leadership Satisfaction:* In Q22, members were asked about leadership satisfaction. The composite measure includes survey items pertaining to their satisfaction with their work group leadership's commitment to quality work, positive work environment and Service member well-being (Q22b-d, f). For the purposes of this report, Q22b, c, d, and f were reverse-coded. Higher scores indicate higher degrees of satisfaction.
- *Careerism:* The composite measure includes survey items pertaining to the extent to which a member perceives that leaders put their personal interests above the organization's interests to further personal advancement (Q22a-d, f). For the purposes of this report, Q22a and c were reverse-coded. Higher scores indicate members have greater perceptions their leaders exhibit careerism.
- *Coworker Satisfaction:* The composite measure includes survey items on members' agreement with statements about coworker relationships, coworker work efforts, work group compatibility, and the helpfulness of coworkers (Q24a-e). Higher scores on this measure indicate members strongly agreed with positive statements about their coworkers.
- *Work Satisfaction:* The composite measure includes survey items on sense of pride, use of skills, work enjoyment, and the opportunity to acquire valuable skills (Q26a-e). Higher scores on this measure indicate members strongly agreed with positive statements about their work.
- *Unit Cohesion:* The composite measure includes survey items pertaining to the affective ties within a small group that sustain commitment to their peers, their unit, and their mission (Q29a-d). Higher scores on this measure indicate greater perceived unit cohesion. For additional information on the

*Unit Cohesion* scale constructed from these items, please see Siebold & Lindsay (1999).

- *Perceived Stress*: The composite measure includes the evaluation of the member's personal stress levels, measured by their emotional experiences/reactions in the month prior to taking the survey (Q30a-j). The measure of perceived stress is a 10-item version of the *Perceived Stress Scale*<sup>©</sup> (Cohen & Williamson, 1988). Items were scored 0 to 4. For the purposes of this report, Q30d, e, g and h were reverse-coded. Scores are reported as a single figure, which is the sum of the individual scores (range 0 to 40). Higher scores indicate greater perceived stress.
- *General Health*: The General Health scale is designed to provide a self-assessment of overall physical well-being. The four scale items (Q31a-d) were taken from the general health perceptions subscale on the Short-Form Health Survey (SF-36) of the *Medical Outcomes Study* questionnaire (Ware & Sherbourne, 1992). For the purposes of this report, Q31b and c were reverse-coded. Higher scores on this measure indicate more positive perceptions of health.
- *Overview of Composite Measures of 2006 Incident Rates of Gender-Related Harassment and Discrimination Experienced by Active Duty Members*: Incident rates, constructed from 30 items, reflect whether members indicated they experienced gender-related insensitivity, coercion, harassment, or discrimination.<sup>7</sup> The 2006 WGRA incident rates comprise the percentage of members who indicated experiencing at least one of the behaviors during the 12 months before responding to the survey.
  - *Sex Discrimination*: To assess perceptions of discrimination in the workplace, members were asked to indicate if they had recently experienced any of the 12 behaviors or situations where they thought gender was a motivating factor (Q33). The items form three incident rates: *Evaluation* (Q33a-d), *Assignment* (Q33e-g, l-m),<sup>8</sup> and *Career* (Q33h-k). In order to be counted as having experienced *Evaluation*, *Assignment*, or *Career* discrimination, respondents must have indicated that gender was a factor in their experience of at least one of the behaviors in the scale (Q33). In addition to the tabulation of incident rates of the three types of discrimination, a summary variable *Sex Discrimination*, is also tabulated. In order to be counted as having experienced *Sex Discrimination*, respondents must have

<sup>7</sup> A Service member is included in an incident rate if he/she endorsed one survey item, more than one survey item, or all survey items included in that rate. That is, a member is counted in an incident rate only once regardless of the number of items he or she endorsed.

<sup>8</sup> This item is constructed from Q33l and Q33m. Question 33l asks if a respondent did not get a job assignment that he/she wanted and for which he/she was qualified. Question 33m asks the respondent if this assignment was legally open to women. Combining these items allows the focus to be only on jobs that were legally open to women.

indicated experiencing one of the 12 behaviors where gender was a factor AND they must have indicated that they considered at least some of the behaviors experienced to have been sex discrimination (Q34).

- *Unprofessional, Gender-Related Behavior*: Incident rates of unprofessional, gender-related behaviors were derived from 18 behavioral items (Q35) and represent a continuum of behaviors. The categories of behaviors and corresponding items are as follows: *Crude/Offensive Behavior* (Q35a, c, e-f), *Unwanted Sexual Attention* (Q35h, j, m-n), *Sexual Coercion* (Q35k-l, o-p), *Sexist Behavior* (Q35b, d, g, i), and *Behavior Against One's Consent* (Q35r-s). Respondents were asked to indicate how often they had been in situations involving these behaviors, ranging from *Never* to *Very often*. Items are derived from the *Sexual Experiences Questionnaire (SEQ)*<sup>9</sup> (Fitzgerald et al., 1988; Fitzgerald, Gelfand, & Drasgow, 1995). Incident rates indicate whether the individual reported experiencing at least one of the behaviors in a category (e.g., *Sexual Coercion*) at least once in the 12 months before responding to the survey.
- *Sexual Harassment*: The prevalence of sexual harassment is determined using a two-step process. In order to be counted as having experienced *Sexual Harassment*, respondents must have indicated they experienced one of the following types of unprofessional, gender-related behaviors: *Crude/Offensive Behavior*, *Unwanted Sexual Attention*, or *Sexual Coercion* during the 12 months prior to completion of the survey (Q35) AND they must have indicated that they considered at least one of the behaviors experienced to have been sexual harassment (Q36).
- *Combinations of Unprofessional, Gender-Related Behaviors*: Combinations of unprofessional, gender-related behaviors experienced during the one situation were determined by responses to Q35. If a respondent indicated experiencing Sexist Behaviors only in Q35, they were counted in *Experienced Sexist Behavior* (single category). Respondents who experienced Crude/Offensive Behaviors only in Q35 were counted in *Experienced Crude/Offensive Behavior* (single category). Respondents who experienced Unwanted Sexual Attention only in Q35 were counted in *Experienced Unwanted Sexual Attention* (single category). Respondents who experienced Sexist and Crude/Offensive Behaviors (without indicating experiences of Unwanted Sexual Attention or Sexual Coercion) in Q35 were counted

---

<sup>9</sup> The SEQ was modified to replace “Made unwanted attempts to stroke, fondle, or kiss you” (due to its similarity to unwanted sexual contact) with two new items: item n, “Intentionally cornered you or leaned over you in a sexual way” and item q, “Made sexually suggestive comments, gestures, or looks (e.g., stared at your body).” Item q is tabulated individually but not included in any scales.

in *Experienced Sexist Behavior and Crude Offensive Behavior*. Respondents who experienced Sexist Behavior, Crude/Offensive Behavior, and Unwanted Sexual Attention (without indicating experiences of Sexual Coercion) in Q35 were counted in *Experienced Sexist Behavior, Crude/Offensive Behavior, and Unwanted Sexual Attention*. Respondents who experienced any other combination of behaviors in Q35 were counted in *Experienced other combinations of behaviors*.

- *Unwanted Sexual Contact*: Respondents were counted as having experienced unwanted sexual contact if they indicated *Yes, once* or *Yes, multiple times* to Q56.
  - *Combinations of Unwanted Sexual Contact*: Combinations of unwanted sexual contact experienced during the one event were determined by responses to Q57. Respondents were counted in the *Experienced unwanted sexual touching (single category)* if they indicated experiencing sexual touching (without experiencing attempted or completed sexual intercourse, oral sex, anal sex, or penetration by a finger or object). Respondents were counted in the *Experienced attempted sexual intercourse, anal, or oral sex (with or without unwanted touching)* if they indicated experiencing attempted sexual intercourse, oral sex, anal sex, or penetration by a finger or object (without experiencing completed sexual intercourse, oral sex, anal sex, or penetration by a finger or object). Respondents were counted in the *Experienced completed sexual intercourse, anal, or oral sex (with or without unwanted touching or attempted sexual intercourse, anal, or oral sex)* if they indicated experiencing completed sexual intercourse, oral sex, anal sex, or penetration by a finger or object.

### **Margins of Error**

The complex sample design required weighting to produce population estimates, (e.g., percent female).<sup>10</sup> Because of the weighting, conventional formulas for calculating the margin of error will overstate the reliability of the estimate. For this report, variance estimates were calculated using SUDAAN<sup>®</sup> PROC DESCRIPT, (Research Triangle Institute, Inc., 2004).

By definition, sample surveys are subject to sampling error. Standard errors are estimates of the variance around population parameters (such as percentages or means) and are used to construct margins of error (i.e., confidence interval half-widths). Percentages and means in these tabulations are reported with margins of

<sup>10</sup> As a result of differential weighting, only certain statistical software procedures, such as SUDAAN, correctly calculate standard errors, variances, or tests of statistical significance for stratified samples.

© Copyright 2004 by Research Triangle Institute, P.O. Box 12194, Research Triangle Park, NC 27709-2194.

error based on 95% confidence intervals. In order to compress the data display, only the maximum margin of error (Max ME) for each reporting category is shown. That is, the tab volume shows only the largest margin of error for the percentages or means in each row. For each average shown in these tabulations, its margin of error is also printed.

The following reporting conventions are used:

- “0” indicates that no one in any reporting group selected the response option,
- NR indicates the estimate is *Not Reportable* and is suppressed because of low reliability. Estimates of low reliability are suppressed based on criteria defined in terms of nominal sample size (less than 5), effective sample size (less than 15), or relative standard error (greater than 0.3),
- NA indicates the question was *Not Applicable* because the question did not apply to respondents in the reporting category based on answers to previous questions,
- no Max ME is printed when all percentages in the row are shown as NR,
- no margin of error is printed for an average when it is shown as NR.

### **References**

Bureau of the Census. (2002, March). *Current Population Survey: Design and methodology* (Technical Paper 63RV). Retrieved May 31, 2002, from <http://www.census.gov/prod/2002pubs/tp63rv.pdf>

Cohen, S., & Williamson, G. (1988). Perceived stress in a probability sample of the U.S. In S. Spacapan & S. Oskamp (Eds.), *The social psychology of health: Claremont Symposium on Applied Social Psychology* (pp. 31-67). Newbury Park, CA: Sage Publications.

DoD Washington Headquarters Services. (2004, September). *Department of Defense worldwide manpower distribution by geographic area*. Washington, DC: Dept. of Defense.

DMDC. (2007a). *2006 Workplace and Gender Relations Survey of Active Duty Members: Administration, datasets, and codebook* (Report No. 2007-021). Arlington, VA: DMDC.

DMDC. (2007b). *2006 Workplace and Gender Relations Survey of Active Duty Members: Statistical methodology report* (Report No. 2007-023). Arlington, VA: DMDC.



- Fitzgerald, L. F., Gelfand, M. J., & Drasgow, F. (1995). Measuring sexual harassment: Theoretical and psychometric advances. *Basic and Applied Social Psychology, 17*, 425-445.
- Fitzgerald, L. F., Shullman, S., Bailey, N., Richards, M., Swecker, J., Gold, Y., Ormerod, A. J., & Weitzman, L. (1988). The incidence and dimensions of sexual harassment in academia and the workplace. *Journal of Vocational Behavior, 32*, 152-175.
- Nye, C., Lytell, M. C., Ormerod, A. J., Lawson, S. E., Perry, L. A., Wright, C. V., Fitzgerald, L. F., & Drasgow, F. (2007). *2006 Workplace and Gender Relations Survey of Active Duty Members: Report on scales and measures* (Report No. 2007-027). Arlington, VA: DMDC.
- Research Triangle Institute, Inc. (2004). SUDAAN<sup>®</sup> Language Manual, Release 9.0. Research Triangle Park, NC: Research Triangle Institute.
- Siebold, G. L., & Lindsay, T. J. (1999). The relationship between demographic descriptors and soldier-perceived cohesion and motivation. *Military Psychology, 11* (1), 109-128.
- Standards for Maintaining, Collecting, and Presenting Federal Data on Race and Ethnicity, 62 Fed. Reg. 58781 (1997).
- Ware, J. E., & Sherbourne, C. D. (1992). The MOS 36-item short form health survey (SF-36): I. Conceptual framework and item selection. *Medical Care, 30*, 473-483.



## **Tabulations of Responses**

**1. In what Service were you on active duty on June 26, 2006?**1. Army  
4. Air Force2. Navy  
5. Coast Guard3. Marine Corps  
6. None, you were separated or retired

	Percent Responding		Percentages						Max ME
			1	2	3	4	5	6	
<b>TOTAL</b>	100	±0	36	26	13	26	0°	0°	±1
<b>Army</b>	100	±0	100	0	0	0	0°	0°	±0
<b>Navy</b>	100	±0	0	100	0	0	0°	0°	±0
<b>Marine Corps</b>	100	±0	0	0	100	0	0°	0°	±0
<b>Air Force</b>	100	±0	0	0	0	100	0°	0°	±0
<b>PAYGRADE</b>									
<b>Enlisted</b>	100	±0	36	26	14	24	0°	0°	±1
<b>E1 – E4</b>	100	±0	37	23	19	21	0°	0°	±2
E1 – E3	100	±0	29	24	27	20	0°	0°	±3
E4	100	±0	43	22	13	22	0°	0°	±2
<b>E5 – E9</b>	100	±0	35	28	10	27	0°	0°	±1
E5 – E6	100	±0	33	30	10	26	0°	0°	±2
E7 – E9	100	±0	40	22	10	28	0°	0°	±2
<b>Officers</b>	100	±0	37	23	8	31	0°	0°	±1
<b>W1 – W5</b>	100	±0	79	9	12	0	0°	0°	±4
<b>O1 – O3</b>	100	±0	32	25	9	34	0°	0°	±2
<b>O4 – O6</b>	100	±0	34	24	7	35	0°	0°	±1
<b>DEPLOYMENT</b>									
<b>Deployed Past 12 Months</b>	100	±0	42	27	13	18	0°	0°	±2
<b>Not Deployed Past 12 Months</b>	100	±0	32	25	13	30	0°	0°	±1
<b>RACE/ETHNICITY</b>									
<b>Non-Hispanic White</b>	100	±0	34	24	14	29	0°	0°	±1
<b>Total Minority</b>	100	±0	39	29	11	21	0°	0°	±1
Non-Hispanic Black	100	±0	43	27	8	22	0°	0°	±2
Hispanic	100	±0	37	30	15	18	0°	0°	±3
<b>EXPERIENCED BEHAVIORS</b>									
<b>Experienced USC</b>	100	±0	46	30	11	13	0°	0°	±8
<b>Not Experienced USC</b>	100	±0	35	25	13	26	0°	0°	±1
<b>Experienced SH</b>	100	±0	41	30	10	19	0°	0°	±4
<b>Not Experienced SH</b>	100	±0	35	25	13	26	0°	0°	±1
<b>FEMALES</b>									
<b>Total</b>	100	±0	35	25	6	34	0°	0°	±1
<b>Army</b>	100	±0	100	0	0	0	0°	0°	±0
<b>Navy</b>	100	±0	0	100	0	0	0°	0°	±0
<b>Marine Corps</b>	100	±0	0	0	100	0	0°	0°	±0
<b>Air Force</b>	100	±0	0	0	0	100	0°	0°	±0
<b>Enlisted</b>	100	±0	34	26	6	34	0°	0°	±2
<b>E1 – E4</b>	100	±0	36	25	8	30	0°	0°	±3
<b>E5 – E9</b>	100	±0	33	26	4	37	0°	0°	±2
<b>Officers</b>	100	±0	37	23	3	36	0°	0°	±2
<b>O1 – O3</b>	100	±0	35	23	4	38	0°	0°	±3
<b>O4 – O6</b>	100	±0	36	24	1	38	0°	0°	±2

Note. Percent responding are Service members who answered the question. Service members who were separated, retired or in the Coast Guard are excluded from this report (Q1).

° Response option never endorsed.

1. Continued	Percent Responding		Percentages						Max ME
			1	2	3	4	5	6	
<b>FEMALES (CONTINUED)</b>									
Experienced USC	100	±0	46	26	10	18	0°	0°	±9
Not Experienced USC	100	±0	33	25	5	36	0°	0°	±1
Experienced SH	100	±0	43	27	8	23	0°	0°	±3
Not Experienced SH	100	±0	31	24	5	40	0°	0°	±2
Deployed Past 12 Months	100	±0	41	28	4	26	0°	0°	±3
Not Deployed Past 12 Months	100	±0	33	24	6	37	0°	0°	±2
Army Enlisted	100	±0	100	0	0	0	0°	0°	±0
E1 – E4	100	±0	100	0	0	0	0°	0°	±0
Army Officers	100	±0	100	0	0	0	0°	0°	±0
Navy Enlisted	100	±0	0	100	0	0	0°	0°	±0
E1 – E4	100	±0	0	100	0	0	0°	0°	±0
Navy Officers	100	±0	0	100	0	0	0°	0°	±0
Marine Corps Enlisted	100	±0	0	0	100	0	0°	0°	±0
E1 – E4	100	±0	0	0	100	0	0°	0°	±0
Marine Corps Officers	100	±0	0	0	100	0	0°	0°	±0
Air Force Enlisted	100	±0	0	0	0	100	0°	0°	±0
E1 – E4	100	±0	0	0	0	100	0°	0°	±0
Air Force Officers	100	±0	0	0	0	100	0°	0°	±0
<b>MALES</b>									
Total	100	±0	36	26	14	24	0°	0°	±1
Army	100	±0	100	0	0	0	0°	0°	±0
Navy	100	±0	0	100	0	0	0°	0°	±0
Marine Corps	100	±0	0	0	100	0	0°	0°	±0
Air Force	100	±0	0	0	0	100	0°	0°	±0
Enlisted	100	±0	36	26	15	23	0°	0°	±1
E1 – E4	100	±0	37	22	21	20	0°	0°	±2
E5 – E9	100	±0	35	29	11	25	0°	0°	±1
Officers	100	±0	37	24	9	30	0°	0°	±1
O1 – O3	100	±0	32	25	11	33	0°	0°	±2
O4 – O6	100	±0	34	24	8	34	0°	0°	±1
Experienced USC	100	±0	45	33	11	10	0°	0°	±12
Not Experienced USC	100	±0	36	25	14	25	0°	0°	±1
Experienced SH	100	±0	40	33	11	16	0°	0°	±6
Not Experienced SH	100	±0	36	25	14	25	0°	0°	±1
Deployed Past 12 Months	100	±0	43	27	14	17	0°	0°	±2
Not Deployed Past 12 Months	100	±0	32	25	15	28	0°	0°	±2
Army Enlisted	100	±0	100	0	0	0	0°	0°	±0
E1 – E4	100	±0	100	0	0	0	0°	0°	±0
Army Officers	100	±0	100	0	0	0	0°	0°	±0
Navy Enlisted	100	±0	0	100	0	0	0°	0°	±0
E1 – E4	100	±0	0	100	0	0	0°	0°	±0
Navy Officers	100	±0	0	100	0	0	0°	0°	±0
Marine Corps Enlisted	100	±0	0	0	100	0	0°	0°	±0
E1 – E4	100	±0	0	0	100	0	0°	0°	±0
Marine Corps Officers	100	±0	0	0	100	0	0°	0°	±0
Air Force Enlisted	100	±0	0	0	0	100	0°	0°	±0
E1 – E4	100	±0	0	0	0	100	0°	0°	±0
Air Force Officers	100	±0	0	0	0	100	0°	0°	±0

° Response option never endorsed.

**2. Are you...?**

1. Male

2. Female

	Percent Responding		Percentages		Max ME
			1	2	
<b>TOTAL</b>	100	±0	85	15	±1
<b>Army</b>	100	±1	86	14	±1
<b>Navy</b>	100	±1	86	14	±1
<b>Marine Corps</b>	100	±0	94	6	±1
<b>Air Force</b>	100	±0	80	20	±1
<b>PAYGRADE</b>					
<b>Enlisted</b>	100	±1	86	14	±1
<b>E1 – E4</b>	100	±1	85	15	±1
E1 – E3	100	±0	85	15	±2
E4	100	±1	84	16	±1
<b>E5 – E9</b>	100	±1	86	14	±1
E5 – E6	100	±1	85	15	±1
E7 – E9	100	±1	90	10	±1
<b>Officers</b>	100	±0	84	16	±1
<b>W1 – W5</b>	100	±1	92	8	±2
<b>O1 – O3</b>	100	±1	81	19	±1
<b>O4 – O6</b>	100	±1	87	13	±1
<b>DEPLOYMENT</b>					
<b>Deployed Past 12 Months</b>	100	±1	90	10	±1
<b>Not Deployed Past 12 Months</b>	100	±0	83	17	±1
<b>RACE/ETHNICITY</b>					
<b>Non-Hispanic White</b>	100	±1	88	12	±1
<b>Total Minority</b>	100	±0	80	20	±1
Non-Hispanic Black	100	±0	77	23	±2
Hispanic	100	±0	83	17	±2
<b>EXPERIENCED BEHAVIORS</b>					
<b>Experienced USC</b>	100	±0	61	39	±7
<b>Not Experienced USC</b>	100	±1	86	14	±1
<b>Experienced SH</b>	100	±0	52	48	±3
<b>Not Experienced SH</b>	100	±1	89	11	±1
<b>FEMALES</b>					
<b>Total</b>	100	±0	0	100	±0
<b>Army</b>	100	±1	0	100	±0
<b>Navy</b>	100	±0	0	100	±0
<b>Marine Corps</b>	100	±0	0	100	±0
<b>Air Force</b>	100	±1	0	100	±0
<b>Enlisted</b>	100	±0	0	100	±0
E1 – E4	100	±0	0	100	±0
E5 – E9	100	±1	0	100	±0
<b>Officers</b>	100	±1	0	100	±0
O1 – O3	100	±1	0	100	±0
O4 – O6	100	±1	0	100	±0

Note. Percent responding are Service members who answered the question.

2. Continued	Percent Responding		Percentages		Max ME
			1	2	
<b>FEMALES (CONTINUED)</b>					
Experienced USC	100	±0	0	100	±0
Not Experienced USC	100	±0	0	100	±0
Experienced SH	100	±0	0	100	±0
Not Experienced SH	100	±1	0	100	±0
Deployed Past 12 Months	100	±1	0	100	±0
Not Deployed Past 12 Months	100	±0	0	100	±0
Army Enlisted	100	±1	0	100	±0
E1 – E4	100	±0	0	100	±0
Army Officers	100	±1	0	100	±0
Navy Enlisted	100	±0	0	100	±0
E1 – E4	100	±0	0	100	±0
Navy Officers	100	±1	0	100	±0
Marine Corps Enlisted	100	±0	0	100	±0
E1 – E4	100	±0	0	100	±0
Marine Corps Officers	100	±1	0	100	±0
Air Force Enlisted	100	±0	0	100	±0
E1 – E4	100	±0	0	100	±0
Air Force Officers	100	±1	0	100	±0
<b>MALES</b>					
Total	100	±1	100	0	±0
Army	100	±1	100	0	±0
Navy	100	±1	100	0	±0
Marine Corps	100	±0	100	0	±0
Air Force	100	±0	100	0	±0
Enlisted	100	±1	100	0	±0
E1 – E4	100	±1	100	0	±0
E5 – E9	100	±1	100	0	±0
Officers	100	±0	100	0	±0
O1 – O3	100	±0	100	0	±0
O4 – O6	100	±1	100	0	±0
Experienced USC	100	±0	100	0	±0
Not Experienced USC	100	±1	100	0	±0
Experienced SH	100	±0	100	0	±0
Not Experienced SH	100	±1	100	0	±0
Deployed Past 12 Months	100	±1	100	0	±0
Not Deployed Past 12 Months	100	±0	100	0	±0
Army Enlisted	100	±1	100	0	±0
E1 – E4	100	±0	100	0	±0
Army Officers	100	±1	100	0	±0
Navy Enlisted	100	±1	100	0	±0
E1 – E4	100	±1	100	0	±0
Navy Officers	100	±1	100	0	±0
Marine Corps Enlisted	100	±0	100	0	±0
E1 – E4	100	±0	100	0	±0
Marine Corps Officers	100	±0	100	0	±0
Air Force Enlisted	100	±0	100	0	±0
E1 – E4	100	±0	100	0	±0
Air Force Officers	100	±1	100	0	±0

**3. What is your current paygrade?**1. E1-E4  
4. O1-O32. E5-E9  
5. O4-O6

3. W1-W5






































	Percent Responding		Percentages					Max ME
			1	2	3	4	5	
<b>TOTAL</b>	100	±0	36	47	1	9	7	±1
<b>Army</b>	100	±1	37	45	3	8	7	±2
<b>Navy</b>	100	±0	32	52	0	9	7	±2
<b>Marine Corps</b>	100	±1	52	37	1	6	4	±2
<b>Air Force</b>	100	±1	30	49	0	11	9	±1
<b>PAYGRADE</b>								
<b>Enlisted</b>	100	±0	44	56	0	0	0	±1
<b>E1 – E4</b>	100	±0	100	0	0	0	0	±0
E1 – E3	100	±0	100	0	0	0	0	±0
E4	100	±0	100	0	0	0	0	±0
<b>E5 – E9</b>	100	±1	0	100	0	0	0	±0
E5 – E6	100	±1	0	100	0	0	0	±0
E7 – E9	100	±1	0	100	0	0	0	±0
<b>Officers</b>	100	±0	0	0	8	52	41	±1
<b>W1 – W5</b>	100	±1	0	0	100	0	0	±0
<b>O1 – O3</b>	100	±0	0	0	0	100	0	±0
<b>O4 – O6</b>	100	±1	0	0	0	0	100	±0
<b>DEPLOYMENT</b>								
<b>Deployed Past 12 Months</b>	100	±0	37	48	2	8	5	±2
<b>Not Deployed Past 12 Months</b>	100	±0	35	46	1	9	8	±2
<b>RACE/ETHNICITY</b>								
<b>Non-Hispanic White</b>	100	±0	36	43	1	11	9	±1
<b>Total Minority</b>	100	±1	37	54	1	5	3	±2
Non-Hispanic Black	100	±1	30	61	1	4	3	±3
Hispanic	100	±1	44	48	1	5	3	±3
<b>EXPERIENCED BEHAVIORS</b>								
<b>Experienced USC</b>	100	±0	58	36	0	4	2	±7
<b>Not Experienced USC</b>	100	±0	35	47	1	9	7	±1
<b>Experienced SH</b>	100	±0	48	40	1	7	3	±4
<b>Not Experienced SH</b>	100	±0	35	48	1	9	7	±1
<b>FEMALES</b>								
<b>Total</b>	100	±1	38	44	1	11	6	±2
<b>Army</b>	100	±1	39	41	2	11	6	±2
<b>Navy</b>	100	±0	39	45	0	11	6	±2
<b>Marine Corps</b>	100	±0	56	34	1	7	1	±7
<b>Air Force</b>	100	±1	34	47	0	13	7	±2
<b>Enlisted</b>	100	±1	47	53	0	0	0	±2
<b>E1 – E4</b>	100	±0	100	0	0	0	0	±0
<b>E5 – E9</b>	100	±1	0	100	0	0	0	±0
<b>Officers</b>	100	±1	0	0	4	63	33	±2
<b>O1 – O3</b>	100	±1	0	0	0	100	0	±0
<b>O4 – O6</b>	100	±1	0	0	0	0	100	±0

Note. Percent responding are Service members who answered the question.



3. Continued	Percent Responding		Percentages					Max ME
			1	2	3	4	5	
<b>FEMALES (CONTINUED)</b>								
Experienced USC	100	±0	62	31	1	6	1	±7
Not Experienced USC	100	±1	35	45	1	12	7	±2
Experienced SH	100	±1	47	40	1	10	3	±3
Not Experienced SH	100	±1	34	46	1	12	8	±2
Deployed Past 12 Months	100	±0	41	42	1	13	3	±3
Not Deployed Past 12 Months	100	±1	37	44	1	11	7	±2
Army Enlisted	100	±1	49	51	0	0	0	±2
E1 – E4	100	±0	100	0	0	0	0	±0
Army Officers	100	±1	0	0	9	59	32	±3
Navy Enlisted	100	±0	46	54	0	0	0	±3
E1 – E4	100	±0	100	0	0	0	0	±0
Navy Officers	100	±0	0	0	1	64	35	±4
Marine Corps Enlisted	100	±0	62	38	0	0	0	±7
E1 – E4	100	±0	100	0	0	0	0	±0
Marine Corps Officers	100	±0	0	0	14	71	15	±5
Air Force Enlisted	100	±1	42	58	0	0	0	±3
E1 – E4	100	±0	100	0	0	0	0	±0
Air Force Officers	100	±1	0	0	0	65	35	±3
<b>MALES</b>								
Total	100	±0	36	47	1	8	7	±1
Army	100	±1	37	46	3	7	7	±2
Navy	100	±0	31	53	1	8	7	±2
Marine Corps	100	±1	52	37	1	6	4	±3
Air Force	100	±1	29	49	0	11	10	±2
Enlisted	100	±0	43	57	0	0	0	±1
E1 – E4	100	±0	100	0	0	0	0	±0
E5 – E9	100	±1	0	100	0	0	0	±0
Officers	100	±0	0	0	8	50	42	±1
O1 – O3	100	±0	0	0	0	100	0	±0
O4 – O6	100	±1	0	0	0	0	100	±0
Experienced USC	100	±0	56	38	0	3	3	±11
Not Experienced USC	100	±0	35	48	1	9	7	±1
Experienced SH	100	±0	50	41	1	4	3	±6
Not Experienced SH	100	±0	35	48	1	9	7	±1
Deployed Past 12 Months	100	±0	37	49	2	8	5	±2
Not Deployed Past 12 Months	100	±1	35	47	1	9	8	±2
Army Enlisted	100	±1	45	55	0	0	0	±2
E1 – E4	100	±0	100	0	0	0	0	±0
Army Officers	100	±0	0	0	18	43	39	±2
Navy Enlisted	100	±0	37	63	0	0	0	±2
E1 – E4	100	±0	100	0	0	0	0	±0
Navy Officers	100	±1	0	0	3	53	43	±2
Marine Corps Enlisted	100	±1	58	42	0	0	0	±3
E1 – E4	100	±0	100	0	0	0	0	±0
Marine Corps Officers	100	±0	0	0	11	56	34	±4
Air Force Enlisted	100	±1	37	63	0	0	0	±2
E1 – E4	100	±0	100	0	0	0	0	±0
Air Force Officers	100	±1	0	0	0	53	47	±2

## 4. Are you Spanish/Hispanic/Latino?

	Percent Responding		Percentages	Max ME	Percentage Reporting Yes
			Yes		
<b>TOTAL</b>	100	±1	14	±1	
<b>Army</b>	100	±0	14	±2	
<b>Navy</b>	100	±1	16	±2	
<b>Marine Corps</b>	100	±1	16	±2	
<b>Air Force</b>	100	±1	9	±2	
<b>PAYGRADE</b>					
<b>Enlisted</b>	100	±1	15	±1	
<b>E1 – E4</b>	100	±1	16	±2	
E1 – E3	100	±1	15	±3	
E4	100	±1	18	±3	
<b>E5 – E9</b>	100	±1	14	±1	
E5 – E6	100	±1	15	±2	
E7 – E9	100	±1	9	±2	
<b>Officers</b>	100	±1	7	±1	
<b>W1 – W5</b>	100	±1	9	±4	
<b>O1 – O3</b>	100	±1	8	±2	
<b>O4 – O6</b>	100	±1	5	±1	
<b>DEPLOYMENT</b>					
<b>Deployed Past 12 Months</b>	100	±1	14	±2	
<b>Not Deployed Past 12 Months</b>	100	±1	13	±1	
<b>RACE/ETHNICITY</b>					
<b>Non-Hispanic White</b>	100	±1	0	±0	
<b>Total Minority</b>	100	±1	35	±2	
Non-Hispanic Black	100	±1	0	±0	
Hispanic	100	±0	100	±0	
<b>EXPERIENCED BEHAVIORS</b>					
<b>Experienced USC</b>	99	±1	17	±7	
<b>Not Experienced USC</b>	100	±1	13	±1	
<b>Experienced SH</b>	100	±1	18	±3	
<b>Not Experienced SH</b>	100	±1	13	±1	
<b>FEMALES</b>					
<b>Total</b>	100	±1	16	±2	
<b>Army</b>	100	±1	16	±2	
<b>Navy</b>	100	±1	19	±3	
<b>Marine Corps</b>	100	±1	20	±7	
<b>Air Force</b>	100	±1	12	±3	
<b>Enlisted</b>	100	±1	17	±2	
<b>E1 – E4</b>	100	±1	21	±3	
<b>E5 – E9</b>	100	±1	14	±2	
<b>Officers</b>	100	±1	7	±2	
<b>O1 – O3</b>	100	±1	8	±3	
<b>O4 – O6</b>	100	±1	5	±2	

Note. Percent responding are Service members who answered the question.

4. Continued	Percent Responding		Percentages	Max ME	Percentage Reporting Yes
			Yes		
<b>FEMALES (CONTINUED)</b>					
Experienced USC	100	±1	19	±7	■
Not Experienced USC	100	±1	15	±2	■
Experienced SH	100	±1	17	±3	■
Not Experienced SH	100	±1	15	±2	■
Deployed Past 12 Months	100	±1	17	±3	■
Not Deployed Past 12 Months	100	±1	15	±2	■
Army Enlisted	100	±1	18	±3	■
E1 – E4	100	±1	22	±4	■
Army Officers	100	±1	6	±2	■
Navy Enlisted	100	±1	21	±4	■
E1 – E4	100	±1	23	±6	■
Navy Officers	100	±0	9	±6	■
Marine Corps Enlisted	100	±1	21	±8	■
E1 – E4	100	±1	19	±12	■
Marine Corps Officers	100	±0	7	±3	■
Air Force Enlisted	100	±1	13	±3	■
E1 – E4	100	±1	18	±6	■
Air Force Officers	100	±1	6	±3	■
<b>MALES</b>					
Total	100	±1	13	±1	■
Army	100	±0	14	±2	■
Navy	100	±1	15	±3	■
Marine Corps	100	±1	16	±2	■
Air Force	100	±1	9	±2	■
Enlisted	100	±1	14	±1	■
E1 – E4	100	±1	16	±2	■
E5 – E9	100	±1	14	±2	■
Officers	100	±1	7	±1	■
O1 – O3	100	±1	8	±2	■
O4 – O6	100	±1	5	±1	■
Experienced USC	99	±2	15	±12	■
Not Experienced USC	100	±1	13	±1	■
Experienced SH	100	±1	18	±5	■
Not Experienced SH	100	±1	13	±1	■
Deployed Past 12 Months	100	±1	14	±2	■
Not Deployed Past 12 Months	100	±1	13	±2	■
Army Enlisted	100	±0	15	±2	■
E1 – E4	100	±0	17	±4	■
Army Officers	100	±1	6	±1	■
Navy Enlisted	100	±1	16	±3	■
E1 – E4	100	±0	17	±5	■
Navy Officers	100	±1	8	±3	■
Marine Corps Enlisted	100	±1	17	±3	■
E1 – E4	100	±1	14	±4	■
Marine Corps Officers	99	±1	8	±4	■
Air Force Enlisted	100	±1	10	±2	■
E1 – E4	99	±1	13	±4	■
Air Force Officers	99	±1	6	±2	■

**5. What is your race?**1. White  
4. Asian2. Black  
5. Native Hawaiian/Other Pacific  
Islander3. American Indian/Alaska Native  
6. More Than One Race

	Percent Responding		Percentages						Max ME
			1	2	3	4	5	6	
<b>TOTAL</b>	95	±1	74	19	3	6	1	4	±1
<b>Army</b>	94	±1	71	23	4	5	2	4	±2
<b>Navy</b>	93	±2	70	20	3	8	1	3	±2
<b>Marine Corps</b>	95	±2	82	13	3	5	1	4	±2
<b>Air Force</b>	96	±1	79	16	3	6	1	4	±1
<b>PAYGRADE</b>									
<b>Enlisted</b>	94	±1	72	21	4	6	1	4	±1
<b>E1 – E4</b>	93	±2	77	17	4	6	1	5	±2
E1 – E3	95	±2	79	14	4	7	1	5	±3
E4	93	±2	75	19	4	6	1	4	±3
<b>E5 – E9</b>	94	±1	69	25	3	6	2	3	±1
E5 – E6	94	±1	69	23	4	6	2	4	±2
E7 – E9	96	±1	66	29	3	5	1	2	±2
<b>Officers</b>	98	±1	86	10	2	5	1	2	±1
<b>W1 – W5</b>	99	±1	77	20	1	3	1	2	±4
<b>O1 – O3</b>	98	±1	85	9	2	7	1	3	±2
<b>O4 – O6</b>	99	±1	88	9	2	4	0	2	±1
<b>DEPLOYMENT</b>									
<b>Deployed Past 12 Months</b>	94	±1	75	18	3	6	2	3	±2
<b>Not Deployed Past 12 Months</b>	95	±1	74	20	3	6	1	4	±1
<b>RACE/ETHNICITY</b>									
<b>Non-Hispanic White</b>	99	±1	100	0	0	0	0	0	±0
<b>Total Minority</b>	87	±2	28	53	9	17	4	10	±2
Non-Hispanic Black	99	±1	0	100	0	0	0	0	±0
Hispanic	66	±3	82	12	9	4	2	6	±4
<b>EXPERIENCED BEHAVIORS</b>									
<b>Experienced USC</b>	94	±3	65	27	5	5	1	3	±8
<b>Not Experienced USC</b>	95	±1	75	19	3	6	1	4	±1
<b>Experienced SH</b>	93	±2	67	25	5	7	2	6	±3
<b>Not Experienced SH</b>	95	±1	75	18	3	6	1	3	±1
<b>FEMALES</b>									
<b>Total</b>	93	±1	62	31	4	7	1	5	±2
<b>Army</b>	93	±2	52	40	4	7	2	4	±2
<b>Navy</b>	91	±3	63	28	4	8	1	4	±3
<b>Marine Corps</b>	90	±6	78	17	3	4	1	2	±5
<b>Air Force</b>	95	±2	68	26	4	7	1	5	±2
<b>Enlisted</b>	92	±2	58	34	5	7	1	5	±2
E1 – E4	90	±3	65	26	6	7	2	5	±3
E5 – E9	93	±2	53	41	4	7	1	5	±2
<b>Officers</b>	99	±1	77	17	1	8	1	3	±2
O1 – O3	99	±1	78	15	1	8	1	4	±3
O4 – O6	99	±1	78	17	2	7	0	3	±3

Note. Percent responding are Service members who answered the question.

5. Continued	Percent Responding		Percentages						Max ME
			1	2	3	4	5	6	
<b>FEMALES (CONTINUED)</b>									
Experienced USC	90	±6	63	33	5	4	1	5	±7
Not Experienced USC	93	±1	63	30	4	7	1	5	±2
Experienced SH	92	±2	63	30	4	7	2	5	±3
Not Experienced SH	94	±2	62	31	4	7	1	4	±2
Deployed Past 12 Months	91	±2	59	32	4	7	2	4	±3
Not Deployed Past 12 Months	94	±2	63	30	4	7	1	5	±2
Army Enlisted	92	±2	49	43	5	7	2	5	±3
E1 – E4	91	±3	58	32	5	8	2	5	±4
Army Officers	99	±1	65	26	2	9	1	2	±4
Navy Enlisted	89	±3	59	31	5	8	1	4	±3
E1 – E4	87	±5	65	24	7	9	2	6	±5
Navy Officers	100	±1	83	12	0	8	0	4	±5
Marine Corps Enlisted	89	±6	77	18	3	4	1	2	±6
E1 – E4	90	±9	84	10	3	3	1	2	±7
Marine Corps Officers	99	±1	86	11	2	4	1	3	±5
Air Force Enlisted	94	±3	64	29	4	7	1	6	±3
E1 – E4	92	±5	68	25	5	7	1	6	±5
Air Force Officers	98	±2	85	11	2	6	1	4	±3
<b>MALES</b>									
Total	95	±1	76	17	3	6	1	3	±1
Army	94	±2	74	20	4	5	2	4	±2
Navy	94	±2	72	19	3	8	1	3	±2
Marine Corps	95	±2	83	12	3	5	1	4	±2
Air Force	96	±1	81	14	3	5	1	3	±2
Enlisted	94	±1	74	19	4	6	1	4	±1
E1 – E4	94	±2	79	15	4	6	1	4	±2
E5 – E9	94	±1	71	22	3	6	2	3	±2
Officers	98	±1	87	8	2	5	1	2	±1
O1 – O3	97	±1	87	8	2	6	1	3	±2
O4 – O6	98	±1	89	7	2	3	0	2	±1
Experienced USC	97	±4	67	23	5	6	2	2	±11
Not Experienced USC	95	±1	77	17	3	6	1	3	±1
Experienced SH	95	±3	72	20	5	8	2	6	±6
Not Experienced SH	95	±1	77	17	3	6	1	3	±1
Deployed Past 12 Months	94	±2	76	17	3	5	2	3	±2
Not Deployed Past 12 Months	95	±1	77	17	3	6	1	4	±2
Army Enlisted	94	±2	72	22	4	4	2	4	±2
E1 – E4	92	±3	80	15	4	5	1	5	±4
Army Officers	99	±1	84	11	2	5	1	2	±2
Navy Enlisted	93	±2	69	21	3	9	1	3	±3
E1 – E4	93	±3	69	21	3	8	2	3	±5
Navy Officers	98	±1	87	8	2	5	0	2	±2
Marine Corps Enlisted	95	±2	82	13	4	5	1	4	±3
E1 – E4	96	±2	86	8	4	7	1	5	±4
Marine Corps Officers	97	±2	89	8	2	3	1	2	±4
Air Force Enlisted	96	±1	79	16	3	6	1	4	±2
E1 – E4	96	±2	79	15	3	7	1	4	±3
Air Force Officers	97	±1	90	5	2	5	0	3	±2

**6. Where is your permanent duty station located?**

1. In one of the 50 states, D.C., Puerto Rico, or a U.S. territory or possession
2. Europe (e.g., Bosnia-Herzegovina, Germany, Italy, Serbia, United Kingdom)
3. Former Soviet Union (e.g., Russia, Tajikistan, Uzbekistan)
4. East Asia and Pacific (e.g., Australia, Japan, Korea)
5. North Africa, Near East or South Asia (e.g., Bahrain, Diego Garcia, Kuwait, Saudi Arabia)
6. Sub-Saharan Africa (e.g., Kenya, South Africa)
7. Western Hemisphere (e.g., Cuba, Honduras, Peru)
8. Other or not sure

	Percent Responding		Percentages								Max ME
			1	2	3	4	5	6	7	8	
<b>TOTAL</b>	100	±0	85	7	0	7	0	0	0	1	±1
<b>Army</b>	100	±1	80	12	0	6	1	0	0	1	±2
<b>Navy</b>	100	±0	89	3	0	7	0	0	0	1	±2
<b>Marine Corps</b>	100	±1	86	0	0	12	0	0	0	1	±3
<b>Air Force</b>	100	±0	85	8	0	6	0	0	0	0	±2
<b>PAYGRADE</b>											
<b>Enlisted</b>	100	±0	84	8	0	7	0	0	0	1	±1
<b>E1 – E4</b>	100	±0	82	8	0	9	0	0	0	1	±2
E1 – E3	100	±0	82	6	0	11	0	0	0	1	±4
E4	100	±0	82	9	0	7	0	0	0	1	±3
<b>E5 – E9</b>	100	±1	85	7	0	6	0	0	0	0	±2
E5 – E6	100	±1	85	8	0	6	0	0	0	0	±2
E7 – E9	100	±0	86	7	0	6	1	0	0	1	±2
<b>Officers</b>	100	±1	88	6	0	4	1	0	0	0	±1
<b>W1 – W5</b>	100	±0	85	7	0	6	1	0	0	0	±3
<b>O1 – O3</b>	100	±1	89	6	0	4	0	0	0	0	±2
<b>O4 – O6</b>	100	±0	88	6	0	4	1	0	1	0	±2
<b>DEPLOYMENT</b>											
<b>Deployed Past 12 Months</b>	100	±1	85	8	0	6	0	0	0	0	±2
<b>Not Deployed Past 12 Months</b>	100	±0	85	7	0	7	0	0	0	1	±1
<b>RACE/ETHNICITY</b>											
<b>Non-Hispanic White</b>	100	±0	86	7	0	6	0	0	0	0	±2
<b>Total Minority</b>	100	±1	82	7	0	9	0	0	0	1	±2
Non-Hispanic Black	100	±1	85	7	0	7	0	0	0	1	±2
Hispanic	100	±1	83	8	0	8	0	0	0	1	±3
<b>EXPERIENCED BEHAVIORS</b>											
<b>Experienced USC</b>	100	±0	83	7	0	10	0	0	0	0	±7
<b>Not Experienced USC</b>	100	±0	85	7	0	7	0	0	0	1	±1
<b>Experienced SH</b>	100	±1	81	9	0	8	1	0	0	1	±3
<b>Not Experienced SH</b>	100	±0	85	7	0	7	0	0	0	1	±1
<b>FEMALES</b>											
<b>Total</b>	100	±1	85	8	0	6	0	0	0	1	±2
<b>Army</b>	100	±0	78	13	0	7	0	0	0	1	±2
<b>Navy</b>	100	±0	90	4	0	6	0	0	0	0	±2
<b>Marine Corps</b>	100	±0	88	1	0	11	0	0	0	0	±6
<b>Air Force</b>	100	±1	87	8	0	4	0	0	0	0	±2
<b>Enlisted</b>	100	±1	84	8	0	6	0	0	0	1	±2
<b>E1 – E4</b>	100	±1	83	9	0	7	0	0	0	1	±3
<b>E5 – E9</b>	100	±0	85	8	0	6	0	0	0	0	±2
<b>Officers</b>	100	±1	87	7	0	5	1	0	0	0	±2
<b>O1 – O3</b>	100	±1	86	8	0	5	1	0	0	0	±3
<b>O4 – O6</b>	100	±1	88	6	0	4	1	0	0	0	±3

Note. Percent responding are Service members who answered the question.

6. Continued	Percent Responding		Percentages								Max ME
			1	2	3	4	5	6	7	8	
<b>FEMALES (CONTINUED)</b>											
Experienced USC	100	±0	83	9	0	8	1	0	0	0	±6
Not Experienced USC	100	±1	85	8	0	6	0	0	0	1	±2
Experienced SH	100	±0	83	9	0	7	0	0	0	1	±3
Not Experienced SH	100	±1	86	8	0	6	0	0	0	0	±2
Deployed Past 12 Months	100	±0	84	10	0	5	0	0	0	1	±3
Not Deployed Past 12 Months	100	±1	85	8	0	6	0	0	0	1	±2
Army Enlisted	100	±0	77	14	0	8	0	0	0	1	±3
E1 – E4	100	±0	74	16	0	8	0	0	0	2	±4
Army Officers	100	±0	83	11	0	5	1	0	0	0	±4
Navy Enlisted	100	±0	91	3	0	6	0	0	0	0	±2
E1 – E4	100	±0	90	3	0	7	0	0	0	0	±4
Navy Officers	100	±1	87	5	0	6	2	0	0	0	±5
Marine Corps Enlisted	100	±0	88	1	0	11	0	0	0	0	±7
E1 – E4	100	±0	86	1	0	12	0	0	0	0	±11
Marine Corps Officers	100	±0	93	0	0	7	0	0	0	0	±4
Air Force Enlisted	100	±1	87	8	0	5	0	0	0	0	±3
E1 – E4	100	±1	88	7	0	4	0	0	0	0	±4
Air Force Officers	100	±1	90	5	0	4	0	0	0	0	±3
<b>MALES</b>											
Total	100	±0	85	7	0	7	0	0	0	1	±1
Army	100	±1	81	12	0	6	1	0	0	1	±3
Navy	100	±0	89	3	0	7	0	0	0	1	±2
Marine Corps	100	±1	86	0	0	12	0	0	0	1	±3
Air Force	100	±0	85	8	0	6	0	0	0	0	±2
Enlisted	100	±0	84	7	0	7	0	0	0	1	±2
E1 – E4	100	±0	82	8	0	9	0	0	0	1	±3
E5 – E9	100	±1	85	7	0	6	0	0	0	0	±2
Officers	100	±1	88	6	0	4	1	0	0	0	±1
O1 – O3	100	±1	89	6	0	4	0	0	0	0	±2
O4 – O6	100	±0	88	6	0	4	1	0	1	0	±2
Experienced USC	100	±0	83	6	0	11	0	0	0	0	±11
Not Experienced USC	100	±0	85	7	0	7	0	0	0	1	±1
Experienced SH	100	±1	79	9	0	9	1	0	0	2	±5
Not Experienced SH	100	±0	85	7	0	7	0	0	0	1	±1
Deployed Past 12 Months	100	±1	85	8	0	6	0	0	0	0	±2
Not Deployed Past 12 Months	100	±0	84	7	0	7	0	0	0	1	±2
Army Enlisted	100	±1	80	13	0	6	0	0	0	1	±3
E1 – E4	100	±0	78	15	0	7	1	0	0	1	±5
Army Officers	100	±1	84	10	0	4	1	0	1	0	±2
Navy Enlisted	100	±0	88	3	0	7	0	0	0	1	±3
E1 – E4	100	±0	86	3	0	9	0	0	0	2	±5
Navy Officers	100	±0	91	3	0	5	1	0	0	0	±2
Marine Corps Enlisted	100	±1	85	0	0	12	0	0	0	1	±3
E1 – E4	100	±0	82	0	0	16	0	0	0	2	±4
Marine Corps Officers	100	±0	91	1	0	8	0	0	0	0	±3
Air Force Enlisted	100	±0	84	9	0	7	0	0	0	0	±2
E1 – E4	100	±0	85	7	0	7	0	0	0	1	±4
Air Force Officers	100	±0	89	6	0	4	0	0	0	0	±2

**7. How many years of active duty service have you completed (including enlisted, warrant officer, and commissioned officer time)?**

 1. Less than 3 years  
 4. 10 years or more

2. 3 years to less than 6 years

3. 6 years to less than 10 years

	Percent Responding		Percentages				Max ME	Average Years of Service		
			1	2	3	4				
<b>TOTAL</b>	100	±1	22	25	18	35	±1	8.3	±0.1	
<b>Army</b>	100	±0	25	24	18	34	±2	8.0	±0.2	
<b>Navy</b>	100	±1	20	23	20	37	±2	8.7	±0.2	
<b>Marine Corps</b>	100	±1	33	31	15	22	±3	6.1	±0.2	
<b>Air Force</b>	100	±0	16	24	18	42	±2	9.6	±0.2	
<b>PAYGRADE</b>										
<b>Enlisted</b>	100	±1	25	27	18	30	±1	7.6	±0.1	
<b>E1 – E4</b>	100	±1	55	39	5	1	±2	2.6	±0.1	
E1 – E3	100	±1	88	11	1	0	±3	1.5	±0.1	
E4	100	±0	31	59	9	1	±3	3.4	±0.1	
<b>E5 – E9</b>	100	±0	1	17	28	53	±2	11.4	±0.2	
E5 – E6	100	±1	2	23	37	39	±2	9.2	±0.2	
E7 – E9	100	±0	0	0	1	99	±1	18.7	±0.2	
<b>Officers</b>	100	±0	10	16	17	57	±1	12.0	±0.2	
<b>W1 – W5</b>	100	±1	2	8	9	81	±5	15.7	±0.7	
<b>O1 – O3</b>	100	±0	19	29	29	23	±2	6.9	±0.2	
<b>O4 – O6</b>	100	±1	0	1	3	96	±1	17.7	±0.2	
<b>DEPLOYMENT</b>										
<b>Deployed Past 12 Months</b>	100	±1	20	30	18	32	±2	7.8	±0.2	
<b>Not Deployed Past 12 Months</b>	100	±1	23	22	18	37	±2	8.6	±0.2	
<b>RACE/ETHNICITY</b>										
<b>Non-Hispanic White</b>	100	±0	23	24	17	35	±2	8.4	±0.2	
<b>Total Minority</b>	100	±1	20	26	19	35	±2	8.3	±0.2	
Non-Hispanic Black	100	±0	15	21	18	47	±3	10.1	±0.3	
Hispanic	100	±1	24	32	19	25	±3	6.8	±0.3	
<b>EXPERIENCED BEHAVIORS</b>										
<b>Experienced USC</b>	100	±1	37	33	14	16	±8	5.3	±0.8	
<b>Not Experienced USC</b>	100	±1	22	24	18	36	±1	8.5	±0.1	
<b>Experienced SH</b>	100	±1	27	34	17	22	±4	6.4	±0.3	
<b>Not Experienced SH</b>	100	±1	22	24	18	36	±1	8.6	±0.1	
<b>FEMALES</b>										
<b>Total</b>	100	±1	24	28	19	29	±2	7.4	±0.2	
<b>Army</b>	100	±1	25	30	18	27	±2	7.2	±0.2	
<b>Navy</b>	100	±0	24	27	22	26	±3	7.1	±0.2	
<b>Marine Corps</b>	100	±0	40	28	15	17	±9	5.3	±0.7	
<b>Air Force</b>	100	±1	19	27	20	33	±3	8.1	±0.3	
<b>Enlisted</b>	100	±1	26	29	20	25	±2	6.8	±0.2	
<b>E1 – E4</b>	100	±1	54	41	5	1	±3	2.6	±0.1	
<b>E5 – E9</b>	100	±1	1	19	33	47	±3	10.5	±0.2	
<b>Officers</b>	100	±1	16	23	17	44	±3	9.9	±0.3	
<b>O1 – O3</b>	100	±1	25	36	24	16	±4	5.8	±0.3	
<b>O4 – O6</b>	100	±0	0	1	5	93	±2	16.9	±0.4	

Note. Percent responding are Service members who answered the question.



7. Continued	Percent Responding		Percentages				Max ME	Average Years of Service		
			1	2	3	4				
<b>FEMALES (CONTINUED)</b>										
Experienced USC	100	±0	40	33	13	13	±8	4.6	±0.5	
Not Experienced USC	100	±1	22	28	20	30	±2	7.7	±0.2	
Experienced SH	100	±1	29	32	19	20	±3	6.0	±0.3	
Not Experienced SH	100	±1	21	26	20	33	±2	8.0	±0.2	
Deployed Past 12 Months	100	±0	22	36	18	24	±3	6.7	±0.3	
Not Deployed Past 12 Months	100	±1	24	26	20	30	±2	7.6	±0.2	
Army Enlisted	100	±1	28	32	17	23	±3	6.5	±0.2	
E1 – E4	100	±1	56	39	4	1	±4	2.6	±0.2	
Army Officers	100	±0	14	22	18	45	±4	10.0	±0.5	
Navy Enlisted	100	±0	25	28	24	23	±3	6.5	±0.2	
E1 – E4	100	±0	54	37	9	0	±5	2.7	±0.2	
Navy Officers	100	±0	19	23	13	45	±6	10.1	±0.7	
Marine Corps Enlisted	100	±0	43	28	15	14	±10	4.9	±0.7	
E1 – E4	100	±0	70	30	0	0	±10	2.1	±0.4	
Marine Corps Officers	100	±0	13	28	16	42	±13	9.3	±1.1	
Air Force Enlisted	100	±1	20	28	21	31	±3	7.8	±0.3	
E1 – E4	100	±0	48	49	3	0	±5	2.7	±0.2	
Air Force Officers	100	±1	16	23	19	43	±4	9.6	±0.5	
<b>MALES</b>										
Total	100	±1	22	24	18	36	±1	8.5	±0.1	
Army	100	±0	24	23	18	35	±2	8.1	±0.2	
Navy	100	±1	19	23	20	38	±3	9.0	±0.2	
Marine Corps	100	±1	32	31	15	22	±3	6.2	±0.3	
Air Force	100	±0	15	24	17	44	±2	9.9	±0.2	
Enlisted	100	±1	25	26	18	31	±2	7.7	±0.1	
E1 – E4	100	±1	56	38	6	1	±3	2.6	±0.1	
E5 – E9	100	±0	1	17	27	55	±2	11.6	±0.2	
Officers	100	±0	9	14	17	60	±2	12.4	±0.2	
O1 – O3	100	±0	18	27	30	25	±2	7.2	±0.3	
O4 – O6	100	±1	0	1	2	97	±1	17.9	±0.2	
Experienced USC	99	±2	34	33	15	18	±13	5.8	±1.2	
Not Experienced USC	100	±1	22	24	18	37	±1	8.6	±0.1	
Experienced SH	100	±0	25	35	15	24	±6	6.7	±0.6	
Not Experienced SH	100	±1	22	23	18	37	±1	8.6	±0.1	
Deployed Past 12 Months	100	±1	20	30	18	33	±2	7.9	±0.2	
Not Deployed Past 12 Months	100	±1	23	21	18	38	±2	8.8	±0.2	
Army Enlisted	100	±0	27	25	18	29	±3	7.3	±0.2	
E1 – E4	100	±0	58	32	8	1	±4	2.7	±0.2	
Army Officers	100	±1	10	15	15	60	±2	12.1	±0.3	
Navy Enlisted	100	±1	22	24	20	34	±3	8.1	±0.2	
E1 – E4	99	±2	57	37	6	0	±6	2.6	±0.2	
Navy Officers	100	±0	8	12	17	64	±3	13.7	±0.5	
Marine Corps Enlisted	100	±1	35	33	15	18	±3	5.5	±0.3	
E1 – E4	99	±1	60	38	2	0	±4	2.2	±0.2	
Marine Corps Officers	100	±0	8	14	18	60	±5	12.1	±0.6	
Air Force Enlisted	100	±0	17	26	17	41	±2	9.4	±0.2	
E1 – E4	100	±0	44	52	4	0	±4	2.8	±0.2	
Air Force Officers	100	±1	10	16	18	57	±2	11.8	±0.3	

**8. Suppose that you have to decide whether to stay on active duty. Assuming you could stay, how likely is it that you would choose to do so?**

1. Very unlikely  
 2. Unlikely  
 3. Neither likely nor unlikely  
 4. Likely  
 5. Very likely

	Percent Responding		Percentages					Max ME	Average Likelihood		
			1	2	3	4	5				
<b>TOTAL</b>	100	±0	13	12	13	24	37	±1	3.6	±0.1	
<b>Army</b>	100	±0	15	14	14	24	33	±2	3.5	±0.1	
<b>Navy</b>	100	±0	12	11	13	25	39	±2	3.7	±0.1	
<b>Marine Corps</b>	100	±0	17	16	14	21	31	±3	3.3	±0.1	
<b>Air Force</b>	100	±1	10	10	11	26	42	±2	3.8	±0.1	
<b>PAYGRADE</b>											
<b>Enlisted</b>	100	±0	15	13	14	24	35	±2	3.5	±0.1	
<b>E1 – E4</b>	100	±0	21	18	18	22	21	±2	3.0	±0.1	
E1 – E3	100	±0	21	18	21	21	18	±4	3.0	±0.2	
E4	100	±0	21	17	16	23	23	±3	3.1	±0.1	
<b>E5 – E9</b>	100	±0	9	10	11	25	46	±2	3.9	±0.1	
E5 – E6	100	±0	10	10	12	26	43	±2	3.8	±0.1	
E7 – E9	100	±1	8	9	6	23	54	±2	4.0	±0.1	
<b>Officers</b>	100	±1	8	10	9	26	47	±2	3.9	±0.1	
<b>W1 – W5</b>	100	±1	9	9	7	26	48	±4	3.9	±0.1	
<b>O1 – O3</b>	100	±1	9	11	13	29	38	±2	3.8	±0.1	
<b>O4 – O6</b>	100	±1	6	8	5	23	58	±2	4.2	±0.1	
<b>DEPLOYMENT</b>											
<b>Deployed Past 12 Months</b>	100	±0	15	14	14	24	33	±2	3.5	±0.1	
<b>Not Deployed Past 12 Months</b>	100	±0	13	12	13	24	39	±2	3.6	±0.1	
<b>RACE/ETHNICITY</b>											
<b>Non-Hispanic White</b>	100	±0	14	13	13	22	37	±2	3.6	±0.1	
<b>Total Minority</b>	100	±0	12	12	13	27	36	±2	3.6	±0.1	
Non-Hispanic Black	100	±0	9	12	12	29	38	±3	3.7	±0.1	
Hispanic	100	±0	15	13	14	23	34	±3	3.5	±0.1	
<b>EXPERIENCED BEHAVIORS</b>											
<b>Experienced USC</b>	100	±0	28	18	12	22	20	±8	2.9	±0.3	
<b>Not Experienced USC</b>	100	±0	13	12	13	24	38	±1	3.6	±0.1	
<b>Experienced SH</b>	100	±1	20	17	13	25	25	±3	3.2	±0.1	
<b>Not Experienced SH</b>	100	±0	13	12	13	24	38	±1	3.6	±0.1	
<b>FEMALES</b>											
<b>Total</b>	100	±0	15	14	13	27	31	±2	3.5	±0.1	
<b>Army</b>	100	±1	17	15	14	27	27	±3	3.3	±0.1	
<b>Navy</b>	100	±0	14	14	14	26	31	±3	3.5	±0.1	
<b>Marine Corps</b>	100	±0	21	15	12	27	25	±9	3.2	±0.3	
<b>Air Force</b>	100	±1	12	12	12	27	37	±3	3.7	±0.1	
<b>Enlisted</b>	100	±0	15	14	14	27	30	±2	3.4	±0.1	
<b>E1 – E4</b>	100	±1	19	16	17	27	21	±3	3.1	±0.1	
<b>E5 – E9</b>	100	±0	12	11	11	28	38	±2	3.7	±0.1	
<b>Officers</b>	100	±1	12	14	11	25	38	±3	3.6	±0.1	
<b>O1 – O3</b>	100	±1	15	17	14	25	29	±4	3.4	±0.1	
<b>O4 – O6</b>	100	±1	8	9	6	24	53	±3	4.1	±0.1	

Note. Percent responding are Service members who answered the question.

8. Continued	Percent Responding		Percentages					Max ME	Average Likelihood		
			1	2	3	4	5				
<b>FEMALES (CONTINUED)</b>											
Experienced USC	100	±0	24	16	13	28	20	±8	3.0	±0.3	
Not Experienced USC	100	±0	14	13	13	27	33	±2	3.5	±0.1	
Experienced SH	100	±1	20	15	14	26	24	±3	3.2	±0.1	
Not Experienced SH	100	±0	12	13	13	27	35	±2	3.6	±0.1	
Deployed Past 12 Months	100	±0	17	16	13	27	27	±3	3.3	±0.1	
Not Deployed Past 12 Months	100	±1	14	13	14	27	33	±2	3.5	±0.1	
Army Enlisted	100	±1	18	15	15	27	25	±3	3.3	±0.1	
E1 – E4	100	±1	24	17	17	24	18	±4	2.9	±0.2	
Army Officers	100	±0	13	16	12	26	33	±4	3.5	±0.2	
Navy Enlisted	100	±0	14	14	14	28	30	±4	3.4	±0.1	
E1 – E4	100	±0	17	15	19	28	21	±5	3.2	±0.2	
Navy Officers	100	±0	13	15	13	19	40	±6	3.6	±0.2	
Marine Corps Enlisted	100	±0	21	16	13	27	23	±10	3.1	±0.3	
E1 – E4	100	±0	28	16	12	33	12	±15	2.9	±0.4	
Marine Corps Officers	100	±0	14	10	10	27	40	±10	3.7	±0.2	
Air Force Enlisted	100	±0	12	12	13	27	36	±3	3.6	±0.1	
E1 – E4	100	±0	14	16	16	27	27	±6	3.4	±0.2	
Air Force Officers	100	±1	11	12	10	26	42	±4	3.8	±0.2	
<b>MALES</b>											
Total	100	±0	13	12	13	24	38	±2	3.6	±0.1	
Army	100	±0	15	14	14	23	34	±3	3.5	±0.1	
Navy	100	±0	12	10	13	24	40	±3	3.7	±0.1	
Marine Corps	100	±0	17	16	15	21	32	±3	3.3	±0.1	
Air Force	100	±1	10	9	11	26	44	±2	3.8	±0.1	
Enlisted	100	±0	14	13	14	23	36	±2	3.5	±0.1	
E1 – E4	100	±0	22	18	19	21	21	±3	3.0	±0.1	
E5 – E9	100	±0	9	9	10	25	47	±2	3.9	±0.1	
Officers	100	±1	7	9	9	27	49	±2	4.0	±0.1	
O1 – O3	100	±1	8	10	13	30	40	±2	3.9	±0.1	
O4 – O6	100	±1	6	8	5	23	58	±2	4.2	±0.1	
Experienced USC	100	±0	30	20	11	18	21	±13	2.8	±0.4	
Not Experienced USC	100	±0	13	12	13	24	38	±2	3.6	±0.1	
Experienced SH	100	±1	20	19	12	25	25	±5	3.2	±0.2	
Not Experienced SH	100	±0	13	12	13	24	39	±2	3.6	±0.1	
Deployed Past 12 Months	100	±0	14	14	14	24	34	±2	3.5	±0.1	
Not Deployed Past 12 Months	100	±0	13	11	13	24	40	±2	3.7	±0.1	
Army Enlisted	100	±0	16	15	15	22	33	±3	3.4	±0.1	
E1 – E4	100	±0	23	19	18	20	19	±5	2.9	±0.2	
Army Officers	100	±0	9	11	11	27	43	±3	3.8	±0.1	
Navy Enlisted	100	±0	13	11	14	24	38	±3	3.6	±0.1	
E1 – E4	100	±0	20	16	20	22	22	±6	3.1	±0.2	
Navy Officers	100	±1	7	9	8	26	51	±3	4.0	±0.1	
Marine Corps Enlisted	100	±0	19	17	15	20	28	±3	3.2	±0.1	
E1 – E4	100	±0	27	22	19	18	14	±5	2.7	±0.2	
Marine Corps Officers	100	±0	5	9	7	22	57	±5	4.2	±0.2	
Air Force Enlisted	100	±1	11	10	12	25	42	±3	3.8	±0.1	
E1 – E4	100	±0	16	13	16	24	30	±5	3.4	±0.2	
Air Force Officers	100	±1	6	6	8	29	51	±3	4.1	±0.1	

**9. How much do you agree or disagree with each of the following statements?**

**a. I enjoy serving in the military.**

1. Strongly disagree  
4. Agree

2. Disagree  
5. Strongly agree

3. Neither agree nor disagree

	Percent Responding		Percentages					Max ME	Average Agreement		
			1	2	3	4	5				
<b>TOTAL</b>	100	±1	3	5	11	44	37	±2	4.1	±0.1	
<b>Army</b>	100	±1	3	5	12	44	36	±3	4.0	±0.1	
<b>Navy</b>	100	±1	3	5	13	44	35	±3	4.0	±0.1	
<b>Marine Corps</b>	100	±1	4	5	10	43	38	±3	4.1	±0.1	
<b>Air Force</b>	100	±1	2	4	9	45	40	±2	4.2	±0.1	
<b>PAYGRADE</b>											
<b>Enlisted</b>	100	±1	3	5	13	44	35	±2	4.0	±0.1	
<b>E1 – E4</b>	100	±1	5	8	18	43	26	±3	3.8	±0.1	
E1 – E3	100	±0	6	7	20	42	25	±4	3.7	±0.1	
E4	100	±1	5	9	16	44	26	±3	3.8	±0.1	
<b>E5 – E9</b>	100	±1	1	3	9	45	42	±2	4.2	±0.1	
E5 – E6	100	±1	2	3	10	47	38	±2	4.2	±0.1	
E7 – E9	100	±1	0	2	4	39	54	±2	4.5	±0.1	
<b>Officers</b>	100	±1	1	3	5	43	48	±2	4.4	±0.1	
<b>W1 – W5</b>	100	±1	1	2	6	44	46	±4	4.3	±0.1	
<b>O1 – O3</b>	100	±1	1	4	7	46	43	±2	4.3	±0.1	
<b>O4 – O6</b>	100	±1	1	1	3	40	55	±2	4.5	±0.1	
<b>DEPLOYMENT</b>											
<b>Deployed Past 12 Months</b>	100	±1	3	6	13	45	32	±2	4.0	±0.1	
<b>Not Deployed Past 12 Months</b>	100	±1	2	4	11	44	39	±2	4.1	±0.1	
<b>RACE/ETHNICITY</b>											
<b>Non-Hispanic White</b>	100	±1	3	5	11	44	37	±2	4.1	±0.1	
<b>Total Minority</b>	100	±1	3	4	12	45	37	±2	4.1	±0.1	
Non-Hispanic Black	99	±1	3	4	12	45	36	±3	4.1	±0.1	
Hispanic	100	±1	3	4	12	42	38	±4	4.1	±0.1	
<b>EXPERIENCED BEHAVIORS</b>											
<b>Experienced USC</b>	99	±3	6	9	18	42	25	±8	3.7	±0.2	
<b>Not Experienced USC</b>	100	±1	3	5	11	44	38	±2	4.1	±0.1	
<b>Experienced SH</b>	99	±1	6	9	15	44	27	±4	3.8	±0.1	
<b>Not Experienced SH</b>	100	±1	2	4	11	44	38	±2	4.1	±0.1	
<b>FEMALES</b>											
<b>Total</b>	100	±1	3	6	14	48	30	±2	4.0	±0.1	
<b>Army</b>	100	±1	3	6	15	49	26	±3	3.9	±0.1	
<b>Navy</b>	100	±1	3	7	15	47	28	±3	3.9	±0.1	
<b>Marine Corps</b>	100	±0	2	14	13	46	25	±11	3.8	±0.2	
<b>Air Force</b>	100	±1	2	4	11	48	35	±3	4.1	±0.1	
<b>Enlisted</b>	100	±1	3	7	15	48	28	±2	3.9	±0.1	
<b>E1 – E4</b>	100	±1	4	8	21	46	21	±3	3.7	±0.1	
<b>E5 – E9</b>	100	±1	2	5	10	50	34	±3	4.1	±0.1	
<b>Officers</b>	100	±1	2	4	6	50	38	±3	4.2	±0.1	
<b>O1 – O3</b>	100	±1	2	5	7	53	32	±4	4.1	±0.1	
<b>O4 – O6</b>	100	±1	1	2	4	43	49	±3	4.4	±0.1	

Note. Percent responding are Service members who answered the question.

9a. Continued	Percent Responding		Percentages					Max ME	Average Agreement		
			1	2	3	4	5				
<b>FEMALES (CONTINUED)</b>											
Experienced USC	100	±1	6	11	16	46	21	±7	3.7	±0.2	
Not Experienced USC	100	±1	2	6	13	48	31	±2	4.0	±0.1	
Experienced SH	100	±1	5	9	15	48	23	±3	3.8	±0.1	
Not Experienced SH	100	±1	2	5	13	48	33	±2	4.1	±0.1	
Deployed Past 12 Months	100	±1	4	6	17	48	25	±3	3.8	±0.1	
Not Deployed Past 12 Months	100	±1	2	6	13	48	31	±2	4.0	±0.1	
Army Enlisted	100	±1	4	6	17	48	25	±3	3.8	±0.1	
E1 – E4	100	±1	7	7	23	46	17	±5	3.6	±0.2	
Army Officers	100	±1	1	5	8	52	35	±4	4.1	±0.1	
Navy Enlisted	100	±1	3	7	17	47	26	±4	3.9	±0.1	
E1 – E4	100	±1	4	9	23	45	19	±6	3.7	±0.1	
Navy Officers	100	±1	2	4	6	52	35	±6	4.1	±0.1	
Marine Corps Enlisted	100	±0	2	15	13	45	23	±12	3.7	±0.3	
E1 – E4	100	±0	3	23	16	44	14	±17	3.4	±0.3	
Marine Corps Officers	100	±0	1	2	6	47	45	±9	4.3	±0.1	
Air Force Enlisted	100	±1	2	5	12	49	33	±4	4.1	±0.1	
E1 – E4	100	±1	2	6	17	46	29	±6	3.9	±0.1	
Air Force Officers	99	±1	2	3	5	46	44	±4	4.3	±0.1	
<b>MALES</b>											
Total	100	±1	3	5	11	43	38	±2	4.1	±0.1	
Army	100	±1	3	5	12	43	37	±3	4.1	±0.1	
Navy	100	±1	3	5	12	44	36	±3	4.0	±0.1	
Marine Corps	100	±1	4	5	10	42	39	±3	4.1	±0.1	
Air Force	100	±1	1	3	9	44	42	±2	4.2	±0.1	
Enlisted	100	±1	3	5	12	44	36	±2	4.0	±0.1	
E1 – E4	100	±1	5	8	17	43	27	±3	3.8	±0.1	
E5 – E9	100	±1	1	3	8	44	43	±2	4.2	±0.1	
Officers	100	±1	1	2	5	42	50	±2	4.4	±0.1	
O1 – O3	100	±1	1	3	6	44	45	±3	4.3	±0.1	
O4 – O6	100	±1	0	1	3	39	56	±2	4.5	±0.1	
Experienced USC	98	±4	6	8	20	39	27	±12	3.7	±0.3	
Not Experienced USC	100	±1	3	4	11	43	39	±2	4.1	±0.1	
Experienced SH	99	±2	7	9	15	39	30	±6	3.8	±0.2	
Not Experienced SH	100	±1	2	4	11	44	39	±2	4.1	±0.1	
Deployed Past 12 Months	100	±1	3	6	13	45	33	±3	4.0	±0.1	
Not Deployed Past 12 Months	100	±1	2	4	10	43	41	±2	4.2	±0.1	
Army Enlisted	100	±1	3	6	13	43	35	±3	4.0	±0.1	
E1 – E4	100	±1	5	10	18	42	26	±6	3.7	±0.2	
Army Officers	100	±1	1	3	7	44	45	±3	4.3	±0.1	
Navy Enlisted	100	±1	4	5	14	44	33	±3	4.0	±0.1	
E1 – E4	100	±0	7	9	21	39	24	±6	3.6	±0.2	
Navy Officers	100	±1	1	2	4	42	51	±3	4.4	±0.1	
Marine Corps Enlisted	100	±1	4	5	11	43	37	±4	4.0	±0.1	
E1 – E4	100	±0	7	7	15	45	27	±5	3.8	±0.2	
Marine Corps Officers	100	±0	0	0	2	36	61	±5	4.6	±0.1	
Air Force Enlisted	100	±1	2	4	11	45	39	±3	4.2	±0.1	
E1 – E4	100	±0	3	5	14	47	31	±5	4.0	±0.1	
Air Force Officers	100	±0	1	2	4	42	52	±3	4.4	±0.1	

**9. How much do you agree or disagree with each of the following statements?**

**b. Serving in the military is consistent with my personal goals.**

1. Strongly disagree  
4. Agree

2. Disagree  
5. Strongly agree

3. Neither agree nor disagree

	Percent Responding		Percentages					Max ME	Average Agreement		
			1	2	3	4	5				
<b>TOTAL</b>	99	±1	3	9	17	42	29	±2	3.8	±0.1	
<b>Army</b>	99	±1	3	10	17	42	28	±3	3.8	±0.1	
<b>Navy</b>	99	±1	4	10	18	42	27	±3	3.8	±0.1	
<b>Marine Corps</b>	99	±1	4	8	16	42	31	±3	3.9	±0.1	
<b>Air Force</b>	99	±1	2	7	16	43	32	±2	3.9	±0.1	
<b>PAYGRADE</b>											
<b>Enlisted</b>	99	±1	4	10	18	42	26	±2	3.8	±0.1	
<b>E1 – E4</b>	99	±1	6	13	22	39	20	±3	3.6	±0.1	
E1 – E3	99	±1	6	11	22	42	19	±4	3.6	±0.1	
E4	99	±1	6	14	21	38	21	±3	3.5	±0.1	
<b>E5 – E9</b>	99	±1	2	8	16	44	30	±2	3.9	±0.1	
E5 – E6	99	±1	3	9	18	44	27	±2	3.8	±0.1	
E7 – E9	99	±1	1	4	10	43	42	±2	4.2	±0.1	
<b>Officers</b>	99	±1	1	4	8	44	43	±2	4.2	±0.1	
<b>W1 – W5</b>	99	±1	1	4	11	46	37	±4	4.1	±0.1	
<b>O1 – O3</b>	99	±1	2	5	10	45	38	±2	4.1	±0.1	
<b>O4 – O6</b>	99	±1	0	3	5	42	50	±2	4.4	±0.1	
<b>DEPLOYMENT</b>											
<b>Deployed Past 12 Months</b>	99	±1	4	10	19	41	25	±2	3.7	±0.1	
<b>Not Deployed Past 12 Months</b>	99	±1	3	8	15	43	31	±2	3.9	±0.1	
<b>RACE/ETHNICITY</b>											
<b>Non-Hispanic White</b>	99	±1	3	9	16	42	30	±2	3.9	±0.1	
<b>Total Minority</b>	99	±1	4	9	18	42	27	±2	3.8	±0.1	
Non-Hispanic Black	99	±1	4	9	19	43	25	±3	3.8	±0.1	
Hispanic	99	±1	4	10	17	41	28	±4	3.8	±0.1	
<b>EXPERIENCED BEHAVIORS</b>											
<b>Experienced USC</b>	100	±1	6	13	26	36	19	±8	3.5	±0.2	
<b>Not Experienced USC</b>	99	±1	3	8	16	42	30	±2	3.9	±0.1	
<b>Experienced SH</b>	99	±1	6	15	20	37	21	±4	3.5	±0.1	
<b>Not Experienced SH</b>	99	±1	3	8	16	43	30	±2	3.9	±0.1	
<b>FEMALES</b>											
<b>Total</b>	99	±1	4	12	20	42	22	±2	3.7	±0.1	
<b>Army</b>	99	±2	5	12	20	40	22	±3	3.6	±0.1	
<b>Navy</b>	99	±1	4	13	20	44	19	±3	3.6	±0.1	
<b>Marine Corps</b>	100	±1	3	9	25	45	17	±9	3.6	±0.1	
<b>Air Force</b>	99	±1	3	11	19	42	26	±3	3.8	±0.1	
<b>Enlisted</b>	99	±1	4	12	22	41	21	±2	3.6	±0.1	
<b>E1 – E4</b>	99	±1	6	15	23	40	17	±3	3.5	±0.1	
<b>E5 – E9</b>	99	±1	3	11	20	42	24	±3	3.7	±0.1	
<b>Officers</b>	99	±1	2	8	13	46	31	±3	4.0	±0.1	
<b>O1 – O3</b>	99	±1	3	10	16	46	25	±4	3.8	±0.1	
<b>O4 – O6</b>	99	±1	1	5	6	45	42	±3	4.2	±0.1	

Note. Percent responding are Service members who answered the question.

9b. Continued	Percent Responding		Percentages					Max ME	Average Agreement		
			1	2	3	4	5				
<b>FEMALES (CONTINUED)</b>											
Experienced USC	100	±1	6	13	22	39	19	±7	3.5	±0.2	
Not Experienced USC	99	±1	4	11	20	43	23	±2	3.7	±0.1	
Experienced SH	99	±1	6	14	23	39	19	±3	3.5	±0.1	
Not Experienced SH	99	±1	3	11	19	44	24	±2	3.8	±0.1	
Deployed Past 12 Months	99	±1	6	14	22	39	19	±3	3.5	±0.1	
Not Deployed Past 12 Months	99	±1	3	11	20	43	24	±2	3.7	±0.1	
Army Enlisted	99	±2	6	14	22	39	20	±3	3.5	±0.1	
E1 – E4	100	±1	8	17	23	35	17	±4	3.4	±0.2	
Army Officers	99	±1	3	7	15	47	27	±4	3.9	±0.1	
Navy Enlisted	99	±1	5	13	22	43	18	±4	3.6	±0.1	
E1 – E4	99	±1	5	15	22	43	15	±6	3.5	±0.2	
Navy Officers	99	±2	2	10	10	49	28	±6	3.9	±0.2	
Marine Corps Enlisted	100	±0	3	9	26	46	15	±9	3.6	±0.2	
E1 – E4	100	±0	5	10	28	49	8	±14	3.5	±0.2	
Marine Corps Officers	99	±1	3	4	16	45	33	±16	4.0	±0.2	
Air Force Enlisted	99	±1	3	11	21	41	24	±4	3.7	±0.1	
E1 – E4	99	±1	4	13	23	39	21	±6	3.6	±0.2	
Air Force Officers	99	±1	2	7	11	43	36	±4	4.0	±0.1	
<b>MALES</b>											
Total	99	±1	3	8	16	42	30	±2	3.9	±0.1	
Army	99	±1	3	9	16	42	29	±3	3.8	±0.1	
Navy	99	±1	4	9	17	41	28	±3	3.8	±0.1	
Marine Corps	99	±1	4	8	15	41	31	±3	3.9	±0.1	
Air Force	99	±1	2	6	15	43	33	±2	4.0	±0.1	
Enlisted	99	±1	4	9	18	42	27	±2	3.8	±0.1	
E1 – E4	99	±1	6	12	21	39	21	±3	3.6	±0.1	
E5 – E9	99	±1	2	7	15	44	32	±2	4.0	±0.1	
Officers	99	±1	1	4	7	43	45	±2	4.3	±0.1	
O1 – O3	99	±1	1	4	9	44	41	±3	4.2	±0.1	
O4 – O6	99	±1	0	2	5	41	52	±2	4.4	±0.1	
Experienced USC	100	±1	5	13	28	34	19	±12	3.5	±0.3	
Not Experienced USC	99	±1	3	8	16	42	31	±2	3.9	±0.1	
Experienced SH	99	±1	7	15	18	36	24	±6	3.5	±0.2	
Not Experienced SH	99	±1	3	8	16	42	30	±2	3.9	±0.1	
Deployed Past 12 Months	99	±1	4	10	19	41	26	±3	3.8	±0.1	
Not Deployed Past 12 Months	99	±1	3	8	14	43	32	±2	3.9	±0.1	
Army Enlisted	99	±1	3	10	18	42	27	±3	3.8	±0.1	
E1 – E4	99	±1	6	14	20	40	21	±6	3.6	±0.2	
Army Officers	99	±1	1	5	9	45	40	±3	4.2	±0.1	
Navy Enlisted	99	±1	4	10	19	41	25	±3	3.7	±0.1	
E1 – E4	99	±1	7	14	25	35	19	±6	3.4	±0.2	
Navy Officers	99	±1	1	3	7	43	45	±3	4.3	±0.1	
Marine Corps Enlisted	99	±1	4	9	17	42	28	±4	3.8	±0.1	
E1 – E4	99	±1	6	11	19	42	22	±5	3.6	±0.1	
Marine Corps Officers	99	±1	0	3	5	36	56	±5	4.5	±0.1	
Air Force Enlisted	99	±1	3	7	17	43	30	±3	3.9	±0.1	
E1 – E4	99	±1	5	9	20	42	24	±5	3.7	±0.1	
Air Force Officers	99	±1	1	2	7	43	47	±3	4.3	±0.1	

**9. How much do you agree or disagree with each of the following statements?**

**c. If I left the military, I would feel like I'm starting all over again.**

1. Strongly disagree  
4. Agree

2. Disagree  
5. Strongly agree

3. Neither agree nor disagree

	Percent Responding		Percentages					Max ME	Average Agreement		
			1	2	3	4	5				
<b>TOTAL</b>	99	±1	8	20	19	30	23	±1	3.4	±0.1	
<b>Army</b>	99	±1	9	20	18	30	22	±2	3.4	±0.1	
<b>Navy</b>	100	±1	8	19	19	31	23	±2	3.4	±0.1	
<b>Marine Corps</b>	100	±1	10	21	20	28	21	±3	3.3	±0.1	
<b>Air Force</b>	99	±1	6	19	18	32	26	±2	3.5	±0.1	
<b>PAYGRADE</b>											
<b>Enlisted</b>	99	±1	8	19	18	30	25	±2	3.4	±0.1	
<b>E1 – E4</b>	100	±1	11	21	19	28	21	±3	3.3	±0.1	
E1 – E3	99	±1	13	21	19	28	19	±4	3.2	±0.1	
E4	100	±1	10	21	19	27	22	±3	3.3	±0.1	
<b>E5 – E9</b>	99	±1	6	17	18	32	28	±2	3.6	±0.1	
E5 – E6	99	±1	7	17	18	31	28	±2	3.6	±0.1	
E7 – E9	99	±1	4	16	18	35	27	±2	3.6	±0.1	
<b>Officers</b>	100	±1	8	24	20	32	16	±2	3.2	±0.1	
<b>W1 – W5</b>	100	±1	7	20	22	33	19	±5	3.4	±0.1	
<b>O1 – O3</b>	100	±1	8	25	19	32	16	±2	3.2	±0.1	
<b>O4 – O6</b>	100	±1	7	25	21	32	16	±2	3.2	±0.1	
<b>DEPLOYMENT</b>											
<b>Deployed Past 12 Months</b>	99	±1	8	20	18	31	22	±2	3.4	±0.1	
<b>Not Deployed Past 12 Months</b>	100	±1	8	19	19	30	24	±2	3.4	±0.1	
<b>RACE/ETHNICITY</b>											
<b>Non-Hispanic White</b>	99	±1	8	20	18	30	24	±2	3.4	±0.1	
<b>Total Minority</b>	99	±1	8	19	20	30	23	±2	3.4	±0.1	
Non-Hispanic Black	99	±1	7	20	21	29	22	±3	3.4	±0.1	
Hispanic	100	±1	10	17	19	30	23	±3	3.4	±0.1	
<b>EXPERIENCED BEHAVIORS</b>											
<b>Experienced USC</b>	100	±1	13	16	24	26	21	±8	3.2	±0.2	
<b>Not Experienced USC</b>	99	±1	8	19	19	31	23	±1	3.4	±0.1	
<b>Experienced SH</b>	100	±1	11	20	19	29	21	±3	3.3	±0.1	
<b>Not Experienced SH</b>	99	±1	8	20	19	31	23	±2	3.4	±0.1	
<b>FEMALES</b>											
<b>Total</b>	100	±1	8	20	18	31	23	±2	3.4	±0.1	
<b>Army</b>	100	±1	10	22	19	29	20	±3	3.3	±0.1	
<b>Navy</b>	100	±1	8	21	18	33	21	±3	3.4	±0.1	
<b>Marine Corps</b>	99	±1	9	15	23	32	21	±9	3.4	±0.2	
<b>Air Force</b>	99	±1	6	20	17	31	27	±3	3.5	±0.1	
<b>Enlisted</b>	100	±1	7	19	18	31	24	±2	3.5	±0.1	
E1 – E4	100	±1	8	19	19	31	22	±3	3.4	±0.1	
E5 – E9	100	±1	6	19	17	31	27	±2	3.5	±0.1	
<b>Officers</b>	100	±1	11	27	17	30	15	±3	3.1	±0.1	
O1 – O3	100	±1	11	27	17	31	14	±4	3.1	±0.1	
O4 – O6	99	±1	10	28	17	29	16	±3	3.1	±0.1	

Note. Percent responding are Service members who answered the question.



9c. Continued	Percent Responding		Percentages					Max ME	Average Agreement		
			1	2	3	4	5				
<b>FEMALES (CONTINUED)</b>											
Experienced USC	100	±1	14	15	20	30	22	±8	3.3	±0.2	
Not Experienced USC	100	±1	7	21	18	31	23	±2	3.4	±0.1	
Experienced SH	100	±1	10	20	19	30	21	±3	3.3	±0.1	
Not Experienced SH	100	±1	7	21	18	31	24	±2	3.4	±0.1	
Deployed Past 12 Months	99	±1	9	20	19	31	21	±3	3.4	±0.1	
Not Deployed Past 12 Months	100	±1	8	21	18	31	23	±2	3.4	±0.1	
Army Enlisted	99	±1	9	20	19	30	22	±3	3.3	±0.1	
E1 – E4	99	±1	10	21	19	29	20	±5	3.3	±0.1	
Army Officers	100	±1	12	29	18	28	14	±4	3.0	±0.1	
Navy Enlisted	100	±1	7	19	18	33	23	±4	3.5	±0.1	
E1 – E4	100	±0	8	17	19	34	21	±6	3.4	±0.2	
Navy Officers	100	±0	12	27	17	32	12	±6	3.1	±0.2	
Marine Corps Enlisted	99	±1	9	15	23	31	22	±10	3.4	±0.3	
E1 – E4	99	±1	10	13	23	34	20	±15	3.4	±0.4	
Marine Corps Officers	100	±1	9	18	21	38	14	±11	3.3	±0.2	
Air Force Enlisted	99	±1	5	18	17	32	28	±3	3.6	±0.1	
E1 – E4	99	±1	6	21	18	31	24	±6	3.5	±0.2	
Air Force Officers	99	±1	9	26	16	30	19	±4	3.2	±0.2	
<b>MALES</b>											
Total	99	±1	8	19	19	30	23	±2	3.4	±0.1	
Army	99	±1	9	20	18	30	23	±3	3.4	±0.1	
Navy	100	±1	8	19	19	30	23	±3	3.4	±0.1	
Marine Corps	100	±1	10	21	19	28	22	±3	3.3	±0.1	
Air Force	99	±1	6	18	18	32	25	±2	3.5	±0.1	
Enlisted	99	±1	9	18	18	30	25	±2	3.4	±0.1	
E1 – E4	100	±1	12	21	19	27	20	±3	3.2	±0.1	
E5 – E9	99	±1	6	16	18	32	28	±2	3.6	±0.1	
Officers	100	±1	7	24	21	32	16	±2	3.3	±0.1	
O1 – O3	100	±1	7	24	20	32	16	±2	3.3	±0.1	
O4 – O6	100	±1	7	25	21	32	16	±2	3.3	±0.1	
Experienced USC	100	±1	13	17	27	23	21	±12	3.2	±0.3	
Not Experienced USC	99	±1	8	19	19	30	23	±2	3.4	±0.1	
Experienced SH	100	±1	11	20	19	29	21	±6	3.3	±0.2	
Not Experienced SH	99	±1	8	19	19	30	23	±2	3.4	±0.1	
Deployed Past 12 Months	99	±1	8	20	18	31	23	±2	3.4	±0.1	
Not Deployed Past 12 Months	100	±1	8	19	19	30	24	±2	3.4	±0.1	
Army Enlisted	99	±1	10	19	18	29	24	±3	3.4	±0.1	
E1 – E4	99	±1	14	21	19	27	19	±5	3.2	±0.2	
Army Officers	100	±1	7	24	20	32	16	±3	3.3	±0.1	
Navy Enlisted	100	±1	8	18	19	31	25	±3	3.5	±0.1	
E1 – E4	100	±0	11	21	20	27	22	±6	3.3	±0.2	
Navy Officers	100	±1	7	27	21	30	15	±3	3.2	±0.1	
Marine Corps Enlisted	100	±1	11	21	19	27	22	±3	3.3	±0.1	
E1 – E4	100	±1	14	24	20	25	18	±5	3.1	±0.2	
Marine Corps Officers	100	±0	7	23	22	31	17	±5	3.3	±0.2	
Air Force Enlisted	99	±1	6	17	17	32	28	±3	3.6	±0.1	
E1 – E4	99	±1	7	20	18	30	24	±5	3.4	±0.2	
Air Force Officers	100	±1	6	22	21	34	17	±3	3.3	±0.1	

**9. How much do you agree or disagree with each of the following statements?**

**d. I would feel guilty if I left the military.**

1. Strongly disagree  
4. Agree

2. Disagree  
5. Strongly agree

3. Neither agree nor disagree

	Percent Responding		Percentages					Max ME	Average Agreement		
			1	2	3	4	5				
<b>TOTAL</b>	99	±1	27	32	24	12	5	±1	2.4	±0.1	
<b>Army</b>	98	±1	28	31	22	13	6	±2	2.4	±0.1	
<b>Navy</b>	99	±1	26	32	27	11	4	±3	2.4	±0.1	
<b>Marine Corps</b>	99	±1	29	31	25	11	4	±3	2.3	±0.1	
<b>Air Force</b>	98	±1	24	33	25	12	7	±2	2.4	±0.1	
<b>PAYGRADE</b>											
<b>Enlisted</b>	99	±1	28	31	25	11	6	±2	2.4	±0.1	
<b>E1 – E4</b>	99	±1	34	30	23	9	4	±3	2.2	±0.1	
E1 – E3	99	±1	32	31	23	10	4	±4	2.2	±0.1	
E4	99	±1	35	29	24	8	4	±3	2.2	±0.1	
<b>E5 – E9</b>	99	±1	23	32	26	12	7	±2	2.5	±0.1	
E5 – E6	99	±1	24	30	26	13	7	±2	2.5	±0.1	
E7 – E9	98	±1	20	36	26	11	7	±2	2.5	±0.1	
<b>Officers</b>	99	±1	22	37	22	15	5	±2	2.4	±0.1	
<b>W1 – W5</b>	98	±2	23	34	24	14	5	±5	2.4	±0.1	
<b>O1 – O3</b>	99	±1	20	36	23	16	5	±2	2.5	±0.1	
<b>O4 – O6</b>	99	±1	24	38	19	14	5	±2	2.4	±0.1	
<b>DEPLOYMENT</b>											
<b>Deployed Past 12 Months</b>	99	±1	29	31	23	11	5	±2	2.3	±0.1	
<b>Not Deployed Past 12 Months</b>	99	±1	25	32	25	12	6	±2	2.4	±0.1	
<b>RACE/ETHNICITY</b>											
<b>Non-Hispanic White</b>	99	±1	26	33	24	12	6	±2	2.4	±0.1	
<b>Total Minority</b>	99	±1	28	30	25	11	5	±2	2.3	±0.1	
Non-Hispanic Black	98	±1	31	33	26	7	3	±3	2.2	±0.1	
Hispanic	99	±1	28	29	23	13	7	±3	2.4	±0.1	
<b>EXPERIENCED BEHAVIORS</b>											
<b>Experienced USC</b>	98	±3	38	22	23	9	8	±8	2.3	±0.2	
<b>Not Experienced USC</b>	99	±1	26	32	24	12	5	±2	2.4	±0.1	
<b>Experienced SH</b>	99	±1	34	30	21	10	5	±4	2.2	±0.1	
<b>Not Experienced SH</b>	99	±1	26	32	25	12	6	±2	2.4	±0.1	
<b>FEMALES</b>											
<b>Total</b>	98	±1	27	34	23	11	4	±2	2.3	±0.1	
<b>Army</b>	98	±2	28	34	21	12	4	±3	2.3	±0.1	
<b>Navy</b>	99	±1	26	36	25	10	3	±3	2.3	±0.1	
<b>Marine Corps</b>	99	±1	35	29	21	11	3	±9	2.2	±0.2	
<b>Air Force</b>	98	±1	26	33	25	11	5	±3	2.4	±0.1	
<b>Enlisted</b>	98	±1	28	33	24	10	4	±2	2.3	±0.1	
E1 – E4	98	±2	32	32	23	9	3	±3	2.2	±0.1	
E5 – E9	99	±1	25	35	24	11	5	±3	2.4	±0.1	
<b>Officers</b>	99	±1	23	37	21	16	3	±3	2.4	±0.1	
O1 – O3	99	±1	22	36	22	17	3	±4	2.4	±0.1	
O4 – O6	99	±1	25	37	19	15	5	±3	2.4	±0.1	

Note. Percent responding are Service members who answered the question.

9d. Continued	Percent Responding		Percentages					Max ME	Average Agreement		
			1	2	3	4	5				
<b>FEMALES (CONTINUED)</b>											
Experienced USC	96	±6	35	30	21	10	4	±7	2.2	±0.2	
Not Experienced USC	99	±1	26	35	23	11	4	±2	2.3	±0.1	
Experienced SH	98	±2	32	33	21	11	3	±3	2.2	±0.1	
Not Experienced SH	99	±1	25	35	24	11	5	±2	2.4	±0.1	
Deployed Past 12 Months	98	±2	30	34	22	10	4	±3	2.2	±0.1	
Not Deployed Past 12 Months	99	±1	27	34	24	11	4	±2	2.3	±0.1	
Army Enlisted	98	±2	30	34	21	10	4	±3	2.2	±0.1	
E1 – E4	97	±3	36	32	20	9	3	±5	2.1	±0.1	
Army Officers	99	±1	21	35	22	17	5	±4	2.5	±0.1	
Navy Enlisted	99	±1	26	36	27	9	3	±4	2.3	±0.1	
E1 – E4	99	±1	27	33	29	9	3	±6	2.3	±0.1	
Navy Officers	99	±1	29	39	15	16	2	±6	2.2	±0.2	
Marine Corps Enlisted	99	±1	37	28	21	11	3	±10	2.1	±0.2	
E1 – E4	99	±2	43	27	18	11	2	±14	2.0	±0.3	
Marine Corps Officers	100	±1	23	36	21	15	5	±10	2.4	±0.2	
Air Force Enlisted	98	±1	27	32	25	11	6	±3	2.4	±0.1	
E1 – E4	98	±2	31	32	24	9	4	±6	2.2	±0.2	
Air Force Officers	98	±2	22	36	24	14	3	±4	2.4	±0.1	
<b>MALES</b>											
Total	99	±1	27	31	25	12	6	±2	2.4	±0.1	
Army	98	±1	28	31	23	13	6	±3	2.4	±0.1	
Navy	99	±1	26	31	27	11	4	±3	2.4	±0.1	
Marine Corps	99	±1	29	32	25	11	4	±3	2.3	±0.1	
Air Force	98	±1	24	33	25	12	7	±2	2.4	±0.1	
Enlisted	99	±1	27	30	25	11	6	±2	2.4	±0.1	
E1 – E4	99	±1	34	29	23	9	4	±3	2.2	±0.1	
E5 – E9	99	±1	23	31	27	13	7	±2	2.5	±0.1	
Officers	99	±1	22	37	22	15	5	±2	2.5	±0.1	
O1 – O3	99	±1	19	36	24	16	5	±3	2.5	±0.1	
O4 – O6	99	±1	24	38	20	14	5	±2	2.4	±0.1	
Experienced USC	100	±1	40	17	24	9	11	±12	2.3	±0.3	
Not Experienced USC	99	±1	26	32	25	12	6	±2	2.4	±0.1	
Experienced SH	99	±1	36	28	21	8	7	±6	2.2	±0.2	
Not Experienced SH	99	±1	26	32	25	12	6	±2	2.4	±0.1	
Deployed Past 12 Months	99	±1	29	30	23	12	5	±3	2.3	±0.1	
Not Deployed Past 12 Months	99	±1	25	32	25	12	6	±2	2.4	±0.1	
Army Enlisted	98	±1	29	30	23	12	6	±3	2.4	±0.1	
E1 – E4	99	±1	37	30	19	9	4	±6	2.1	±0.2	
Army Officers	98	±1	20	33	22	18	7	±3	2.6	±0.1	
Navy Enlisted	99	±1	27	29	28	11	5	±3	2.4	±0.1	
E1 – E4	99	±2	31	26	30	8	4	±6	2.3	±0.2	
Navy Officers	99	±1	24	39	21	12	3	±3	2.3	±0.1	
Marine Corps Enlisted	99	±1	30	31	25	10	4	±3	2.3	±0.1	
E1 – E4	99	±1	36	32	22	8	2	±5	2.1	±0.1	
Marine Corps Officers	99	±1	19	33	26	17	5	±5	2.6	±0.1	
Air Force Enlisted	98	±1	24	31	26	11	8	±3	2.5	±0.1	
E1 – E4	98	±2	28	29	24	11	8	±5	2.4	±0.2	
Air Force Officers	99	±1	22	40	21	13	4	±3	2.4	±0.1	

**9. How much do you agree or disagree with each of the following statements?****e. Generally, on a day-to-day basis, I am happy with my life in the military.**1. Strongly disagree  
4. Agree2. Disagree  
5. Strongly agree

3. Neither agree nor disagree

	Percent Responding		Percentages					Max ME	Average Agreement		
			1	2	3	4	5				
<b>TOTAL</b>	100	±1	5	11	19	47	18	±2	3.6	±0.1	
<b>Army</b>	99	±1	6	12	20	46	15	±3	3.5	±0.1	
<b>Navy</b>	100	±1	6	12	19	47	17	±3	3.6	±0.1	
<b>Marine Corps</b>	100	±1	7	11	20	44	18	±3	3.6	±0.1	
<b>Air Force</b>	99	±1	3	9	15	51	23	±2	3.8	±0.1	
<b>PAYGRADE</b>											
<b>Enlisted</b>	99	±1	6	12	20	46	16	±2	3.5	±0.1	
<b>E1 – E4</b>	99	±1	9	16	25	39	11	±3	3.3	±0.1	
E1 – E3	100	±1	10	15	26	37	12	±4	3.2	±0.1	
E4	99	±1	9	16	24	41	10	±3	3.3	±0.1	
<b>E5 – E9</b>	100	±1	3	9	17	51	20	±2	3.8	±0.1	
E5 – E6	100	±1	4	10	19	49	17	±2	3.7	±0.1	
E7 – E9	99	±1	1	4	9	54	30	±2	4.1	±0.1	
<b>Officers</b>	100	±1	2	6	11	55	26	±2	4.0	±0.1	
<b>W1 – W5</b>	98	±2	3	7	15	55	20	±4	3.8	±0.1	
<b>O1 – O3</b>	100	±1	2	8	14	54	22	±2	3.9	±0.1	
<b>O4 – O6</b>	100	±1	1	4	8	56	31	±2	4.1	±0.1	
<b>DEPLOYMENT</b>											
<b>Deployed Past 12 Months</b>	99	±1	6	13	21	46	14	±2	3.5	±0.1	
<b>Not Deployed Past 12 Months</b>	100	±1	5	10	17	48	20	±2	3.7	±0.1	
<b>RACE/ETHNICITY</b>											
<b>Non-Hispanic White</b>	100	±1	5	12	19	47	18	±2	3.6	±0.1	
<b>Total Minority</b>	99	±1	6	10	19	47	18	±2	3.6	±0.1	
Non-Hispanic Black	99	±1	5	9	18	50	18	±3	3.7	±0.1	
Hispanic	100	±1	7	10	19	45	19	±4	3.6	±0.1	
<b>EXPERIENCED BEHAVIORS</b>											
<b>Experienced USC</b>	100	±1	15	16	24	38	6	±8	3.0	±0.2	
<b>Not Experienced USC</b>	99	±1	5	11	18	48	18	±2	3.6	±0.1	
<b>Experienced SH</b>	99	±1	12	17	23	37	10	±3	3.2	±0.1	
<b>Not Experienced SH</b>	100	±1	5	10	18	48	19	±2	3.7	±0.1	
<b>FEMALES</b>											
<b>Total</b>	100	±1	5	12	20	47	16	±2	3.6	±0.1	
<b>Army</b>	99	±1	7	13	22	45	13	±3	3.4	±0.1	
<b>Navy</b>	100	±1	5	14	22	46	14	±3	3.5	±0.1	
<b>Marine Corps</b>	100	±1	10	9	18	49	14	±9	3.5	±0.2	
<b>Air Force</b>	100	±1	4	9	17	49	20	±3	3.7	±0.1	
<b>Enlisted</b>	100	±1	6	12	22	45	15	±2	3.5	±0.1	
E1 – E4	100	±1	8	15	27	41	10	±3	3.3	±0.1	
E5 – E9	100	±1	4	10	17	49	19	±3	3.7	±0.1	
<b>Officers</b>	100	±1	3	9	13	53	21	±3	3.8	±0.1	
O1 – O3	100	±1	3	12	15	53	16	±4	3.7	±0.1	
O4 – O6	100	±1	2	4	11	53	30	±3	4.1	±0.1	

Note. Percent responding are Service members who answered the question.

9e. Continued	Percent Responding		Percentages					Max ME	Average Agreement		
			1	2	3	4	5				
<b>FEMALES (CONTINUED)</b>											
Experienced USC	100	±1	15	19	20	39	7	±7	3.0	±0.2	
Not Experienced USC	100	±1	4	11	20	48	17	±2	3.6	±0.1	
Experienced SH	99	±1	10	17	22	42	9	±3	3.2	±0.1	
Not Experienced SH	100	±1	3	9	19	49	19	±2	3.7	±0.1	
Deployed Past 12 Months	99	±1	8	15	23	42	12	±3	3.4	±0.1	
Not Deployed Past 12 Months	100	±1	5	11	19	48	17	±2	3.6	±0.1	
Army Enlisted	99	±1	8	14	24	42	12	±3	3.4	±0.1	
E1 – E4	100	±1	11	17	31	32	8	±5	3.1	±0.1	
Army Officers	99	±1	3	10	14	55	18	±4	3.8	±0.1	
Navy Enlisted	100	±1	5	14	23	45	13	±4	3.5	±0.1	
E1 – E4	100	±1	7	16	26	43	8	±6	3.3	±0.2	
Navy Officers	100	±1	2	11	15	51	20	±6	3.8	±0.2	
Marine Corps Enlisted	100	±1	11	9	19	48	13	±10	3.4	±0.3	
E1 – E4	100	±1	15	11	19	47	8	±15	3.2	±0.4	
Marine Corps Officers	100	±0	4	6	10	56	23	±8	3.9	±0.2	
Air Force Enlisted	100	±1	4	10	18	48	19	±4	3.7	±0.1	
E1 – E4	99	±1	4	12	23	47	13	±6	3.5	±0.1	
Air Force Officers	99	±1	3	7	13	53	25	±4	3.9	±0.1	
<b>MALES</b>											
Total	99	±1	5	11	18	47	18	±2	3.6	±0.1	
Army	99	±1	6	12	20	46	16	±3	3.5	±0.1	
Navy	100	±1	6	11	19	47	17	±3	3.6	±0.1	
Marine Corps	100	±1	7	11	20	44	18	±3	3.6	±0.1	
Air Force	99	±1	3	8	15	51	23	±2	3.8	±0.1	
Enlisted	99	±1	6	12	20	46	16	±2	3.5	±0.1	
E1 – E4	99	±1	10	16	24	39	11	±3	3.3	±0.1	
E5 – E9	100	±1	3	9	17	51	21	±2	3.8	±0.1	
Officers	100	±1	1	6	11	55	26	±2	4.0	±0.1	
O1 – O3	100	±1	2	7	13	55	23	±3	3.9	±0.1	
O4 – O6	100	±1	1	3	8	57	32	±2	4.2	±0.1	
Experienced USC	100	±1	16	15	27	38	5	±12	3.0	±0.3	
Not Experienced USC	99	±1	5	10	18	48	19	±2	3.6	±0.1	
Experienced SH	99	±2	15	17	24	33	11	±6	3.1	±0.2	
Not Experienced SH	100	±1	5	11	18	48	19	±2	3.7	±0.1	
Deployed Past 12 Months	100	±1	6	13	21	46	14	±3	3.5	±0.1	
Not Deployed Past 12 Months	99	±1	5	10	17	48	20	±2	3.7	±0.1	
Army Enlisted	99	±1	7	13	21	44	14	±3	3.5	±0.1	
E1 – E4	99	±1	11	19	25	36	9	±5	3.1	±0.2	
Army Officers	100	±1	2	7	14	55	22	±3	3.9	±0.1	
Navy Enlisted	99	±1	7	12	20	45	16	±3	3.5	±0.1	
E1 – E4	99	±2	11	17	25	36	11	±6	3.2	±0.2	
Navy Officers	100	±1	1	6	10	58	26	±3	4.0	±0.1	
Marine Corps Enlisted	100	±1	7	12	21	43	16	±4	3.5	±0.1	
E1 – E4	100	±1	10	16	26	39	9	±5	3.2	±0.2	
Marine Corps Officers	98	±2	0	2	11	52	34	±5	4.2	±0.1	
Air Force Enlisted	99	±1	3	9	16	50	21	±3	3.8	±0.1	
E1 – E4	100	±1	5	11	20	47	17	±5	3.6	±0.1	
Air Force Officers	100	±1	1	5	8	55	30	±3	4.1	±0.1	

**9. How much do you agree or disagree with each of the following statements?****f. It would be difficult for me to leave the military and give up the benefits that are available in the Service.**1. Strongly disagree  
4. Agree2. Disagree  
5. Strongly agree

3. Neither agree nor disagree

	Percent Responding		Percentages					Max ME	Average Agreement		
			1	2	3	4	5				
<b>TOTAL</b>	100	±1	9	18	19	34	20	±1	3.4	±0.1	
<b>Army</b>	100	±1	11	20	19	32	18	±2	3.3	±0.1	
<b>Navy</b>	100	±1	8	18	20	34	20	±3	3.4	±0.1	
<b>Marine Corps</b>	100	±1	11	21	21	31	16	±3	3.2	±0.1	
<b>Air Force</b>	100	±1	6	15	17	37	25	±2	3.6	±0.1	
<b>PAYGRADE</b>											
<b>Enlisted</b>	100	±1	9	18	20	32	20	±2	3.4	±0.1	
<b>E1 – E4</b>	100	±1	14	20	21	29	17	±3	3.2	±0.1	
E1 – E3	100	±1	15	20	20	30	16	±4	3.1	±0.1	
E4	100	±1	13	20	21	29	17	±3	3.2	±0.1	
<b>E5 – E9</b>	100	±1	6	17	19	35	23	±2	3.5	±0.1	
E5 – E6	100	±1	7	17	18	35	24	±2	3.5	±0.1	
E7 – E9	100	±1	5	19	20	35	21	±2	3.5	±0.1	
<b>Officers</b>	100	±1	6	19	17	39	18	±2	3.4	±0.1	
<b>W1 – W5</b>	100	±1	7	23	22	33	16	±5	3.3	±0.1	
<b>O1 – O3</b>	100	±1	7	18	16	40	19	±2	3.5	±0.1	
<b>O4 – O6</b>	100	±1	5	19	18	39	19	±2	3.5	±0.1	
<b>DEPLOYMENT</b>											
<b>Deployed Past 12 Months</b>	100	±1	10	19	20	33	17	±2	3.3	±0.1	
<b>Not Deployed Past 12 Months</b>	100	±1	8	18	19	34	22	±2	3.4	±0.1	
<b>RACE/ETHNICITY</b>											
<b>Non-Hispanic White</b>	100	±1	9	18	18	35	21	±2	3.4	±0.1	
<b>Total Minority</b>	100	±1	9	19	21	31	19	±2	3.3	±0.1	
Non-Hispanic Black	100	±1	10	22	23	29	16	±3	3.2	±0.1	
Hispanic	100	±1	9	19	21	32	19	±3	3.3	±0.1	
<b>EXPERIENCED BEHAVIORS</b>											
<b>Experienced USC</b>	100	±1	18	20	18	31	13	±8	3.0	±0.2	
<b>Not Experienced USC</b>	100	±1	9	18	19	34	20	±2	3.4	±0.1	
<b>Experienced SH</b>	100	±1	13	22	18	31	16	±3	3.2	±0.1	
<b>Not Experienced SH</b>	100	±1	8	18	19	34	20	±2	3.4	±0.1	
<b>FEMALES</b>											
<b>Total</b>	100	±1	7	20	19	33	20	±2	3.4	±0.1	
<b>Army</b>	100	±1	9	23	21	30	17	±3	3.2	±0.1	
<b>Navy</b>	100	±1	7	21	19	33	20	±3	3.4	±0.1	
<b>Marine Corps</b>	100	±1	9	24	22	33	12	±9	3.2	±0.2	
<b>Air Force</b>	100	±1	6	16	16	36	26	±3	3.6	±0.1	
<b>Enlisted</b>	100	±1	7	20	20	32	21	±2	3.4	±0.1	
E1 – E4	100	±1	8	21	23	30	18	±3	3.3	±0.1	
E5 – E9	100	±1	7	19	17	34	23	±2	3.5	±0.1	
<b>Officers</b>	100	±1	8	21	16	35	19	±3	3.4	±0.1	
O1 – O3	100	±1	9	22	16	36	18	±4	3.3	±0.1	
O4 – O6	100	±1	8	19	16	36	22	±3	3.5	±0.1	

Note. Percent responding are Service members who answered the question.

9f. Continued	Percent Responding		Percentages					Max ME	Average Agreement		
			1	2	3	4	5				
<b>FEMALES (CONTINUED)</b>											
Experienced USC	100	±0	12	24	17	31	17	±8	3.2	±0.2	
Not Experienced USC	100	±1	7	20	19	33	21	±2	3.4	±0.1	
Experienced SH	100	±1	10	22	19	32	17	±3	3.3	±0.1	
Not Experienced SH	100	±1	6	19	19	33	22	±2	3.5	±0.1	
Deployed Past 12 Months	100	±1	9	22	22	31	16	±3	3.2	±0.1	
Not Deployed Past 12 Months	100	±1	7	20	18	34	22	±2	3.4	±0.1	
Army Enlisted	100	±1	9	23	22	29	17	±3	3.2	±0.1	
E1 – E4	100	±0	10	23	24	27	16	±4	3.2	±0.1	
Army Officers	100	±1	9	24	18	35	14	±4	3.2	±0.1	
Navy Enlisted	100	±1	7	20	20	33	20	±4	3.4	±0.1	
E1 – E4	99	±1	7	20	24	31	18	±6	3.3	±0.2	
Navy Officers	100	±0	10	23	14	32	21	±6	3.3	±0.2	
Marine Corps Enlisted	100	±1	9	24	23	32	12	±9	3.1	±0.2	
E1 – E4	100	±1	11	26	21	37	6	±14	3.0	±0.3	
Marine Corps Officers	100	±0	5	24	15	42	14	±9	3.4	±0.2	
Air Force Enlisted	100	±1	5	16	16	35	27	±3	3.6	±0.1	
E1 – E4	99	±1	5	18	21	32	25	±5	3.5	±0.2	
Air Force Officers	100	±1	7	17	16	38	23	±4	3.5	±0.1	
<b>MALES</b>											
Total	100	±1	9	18	19	34	20	±2	3.4	±0.1	
Army	100	±1	11	19	19	32	18	±3	3.3	±0.1	
Navy	100	±1	8	18	20	34	20	±3	3.4	±0.1	
Marine Corps	100	±1	11	21	21	30	16	±3	3.2	±0.1	
Air Force	100	±1	6	15	18	37	25	±2	3.6	±0.1	
Enlisted	100	±1	10	18	20	32	20	±2	3.4	±0.1	
E1 – E4	100	±1	15	20	20	29	16	±3	3.1	±0.1	
E5 – E9	100	±1	6	17	19	35	23	±2	3.5	±0.1	
Officers	100	±1	6	19	17	40	18	±2	3.5	±0.1	
O1 – O3	100	±1	7	18	15	41	19	±3	3.5	±0.1	
O4 – O6	100	±1	5	19	18	39	18	±2	3.5	±0.1	
Experienced USC	99	±2	22	18	20	31	10	±12	2.9	±0.3	
Not Experienced USC	100	±1	9	18	19	34	20	±2	3.4	±0.1	
Experienced SH	100	±1	15	22	17	31	15	±6	3.1	±0.2	
Not Experienced SH	100	±1	9	18	19	34	20	±2	3.4	±0.1	
Deployed Past 12 Months	100	±1	10	19	20	33	17	±2	3.3	±0.1	
Not Deployed Past 12 Months	100	±1	8	17	19	34	22	±2	3.4	±0.1	
Army Enlisted	100	±1	12	19	19	31	18	±3	3.3	±0.1	
E1 – E4	100	±1	17	21	20	28	14	±5	3.0	±0.2	
Army Officers	100	±1	8	22	18	37	15	±3	3.3	±0.1	
Navy Enlisted	100	±1	8	18	20	33	21	±3	3.4	±0.1	
E1 – E4	100	±1	14	17	22	31	16	±6	3.2	±0.2	
Navy Officers	100	±1	6	18	17	41	18	±3	3.5	±0.1	
Marine Corps Enlisted	100	±1	12	22	21	29	16	±3	3.1	±0.1	
E1 – E4	100	±1	17	24	22	26	11	±5	2.9	±0.2	
Marine Corps Officers	100	±0	5	17	19	40	18	±5	3.5	±0.1	
Air Force Enlisted	100	±1	6	15	18	36	26	±3	3.6	±0.1	
E1 – E4	100	±1	8	16	17	32	26	±5	3.5	±0.2	
Air Force Officers	100	±1	4	16	16	42	22	±3	3.6	±0.1	

**9. How much do you agree or disagree with each of the following statements?**

**g. I would not leave the military right now because I have a sense of obligation to the people in it.**

1. Strongly disagree  
4. Agree

2. Disagree  
5. Strongly agree

3. Neither agree nor disagree

	Percent Responding		Percentages					Max ME	Average Agreement		
			1	2	3	4	5				
<b>TOTAL</b>	100	±1	10	21	27	27	15	±1	3.1	±0.1	
<b>Army</b>	100	±1	11	20	27	26	16	±2	3.2	±0.1	
<b>Navy</b>	100	±1	10	22	28	27	13	±2	3.1	±0.1	
<b>Marine Corps</b>	100	±1	12	20	26	26	15	±3	3.1	±0.1	
<b>Air Force</b>	100	±1	9	21	27	27	15	±2	3.2	±0.1	
<b>PAYGRADE</b>											
<b>Enlisted</b>	100	±1	11	21	28	25	14	±2	3.1	±0.1	
<b>E1 – E4</b>	100	±1	15	22	28	22	13	±3	3.0	±0.1	
E1 – E3	100	±1	13	18	29	24	17	±4	3.1	±0.1	
E4	100	±1	15	25	28	21	11	±3	2.9	±0.1	
<b>E5 – E9</b>	100	±1	9	21	27	28	15	±2	3.2	±0.1	
E5 – E6	100	±1	10	22	28	27	14	±2	3.1	±0.1	
E7 – E9	100	±1	5	18	24	32	20	±2	3.4	±0.1	
<b>Officers</b>	100	±1	6	19	24	34	17	±2	3.4	±0.1	
<b>W1 – W5</b>	100	±1	7	20	27	30	16	±4	3.3	±0.1	
<b>O1 – O3</b>	100	±1	6	21	25	34	14	±2	3.3	±0.1	
<b>O4 – O6</b>	100	±1	5	17	23	35	20	±2	3.5	±0.1	
<b>DEPLOYMENT</b>											
<b>Deployed Past 12 Months</b>	100	±1	12	23	27	26	13	±2	3.0	±0.1	
<b>Not Deployed Past 12 Months</b>	100	±1	10	20	27	27	16	±2	3.2	±0.1	
<b>RACE/ETHNICITY</b>											
<b>Non-Hispanic White</b>	100	±1	10	21	26	27	15	±2	3.2	±0.1	
<b>Total Minority</b>	100	±1	11	20	28	26	14	±2	3.1	±0.1	
Non-Hispanic Black	99	±1	11	22	29	25	12	±3	3.1	±0.1	
Hispanic	100	±1	11	21	28	25	15	±3	3.1	±0.1	
<b>EXPERIENCED BEHAVIORS</b>											
<b>Experienced USC</b>	100	±1	24	18	25	20	13	±8	2.8	±0.3	
<b>Not Experienced USC</b>	100	±1	10	21	27	27	15	±1	3.2	±0.1	
<b>Experienced SH</b>	99	±1	18	25	24	23	10	±3	2.8	±0.1	
<b>Not Experienced SH</b>	100	±1	10	20	27	27	15	±2	3.2	±0.1	
<b>FEMALES</b>											
<b>Total</b>	100	±1	11	25	29	24	11	±2	3.0	±0.1	
<b>Army</b>	100	±1	12	23	29	25	10	±3	3.0	±0.1	
<b>Navy</b>	100	±1	10	27	29	24	10	±3	3.0	±0.1	
<b>Marine Corps</b>	100	±1	15	24	27	27	8	±9	2.9	±0.2	
<b>Air Force</b>	99	±1	11	25	28	24	13	±3	3.0	±0.1	
<b>Enlisted</b>	100	±1	12	24	30	23	11	±2	3.0	±0.1	
E1 – E4	99	±1	14	23	31	23	9	±3	2.9	±0.1	
E5 – E9	100	±1	11	25	28	24	12	±2	3.0	±0.1	
<b>Officers</b>	100	±1	8	26	24	30	12	±3	3.1	±0.1	
O1 – O3	100	±1	8	29	25	28	10	±4	3.0	±0.1	
O4 – O6	99	±1	7	20	23	32	18	±3	3.3	±0.1	

Note. Percent responding are Service members who answered the question.



9g. Continued	Percent Responding		Percentages					Max ME	Average Agreement		
			1	2	3	4	5				
<b>FEMALES (CONTINUED)</b>											
Experienced USC	100	±0	18	25	26	22	9	±8	2.8	±0.2	
Not Experienced USC	99	±1	11	25	29	24	11	±2	3.0	±0.1	
Experienced SH	100	±1	16	27	25	23	9	±3	2.8	±0.1	
Not Experienced SH	100	±1	9	23	30	25	12	±2	3.1	±0.1	
Deployed Past 12 Months	100	±1	14	25	29	22	9	±3	2.9	±0.1	
Not Deployed Past 12 Months	100	±1	11	24	28	25	11	±2	3.0	±0.1	
Army Enlisted	100	±1	13	23	30	24	10	±3	2.9	±0.1	
E1 – E4	100	±1	15	24	30	22	9	±5	2.9	±0.1	
Army Officers	100	±1	8	24	26	31	12	±4	3.1	±0.1	
Navy Enlisted	100	±1	11	27	30	23	10	±4	2.9	±0.1	
E1 – E4	100	±1	11	24	33	23	9	±6	2.9	±0.2	
Navy Officers	100	±0	7	28	23	30	12	±6	3.1	±0.2	
Marine Corps Enlisted	100	±1	15	23	28	27	7	±10	2.9	±0.3	
E1 – E4	100	±0	19	20	26	32	2	±15	2.8	±0.4	
Marine Corps Officers	100	±1	8	29	18	29	16	±12	3.2	±0.3	
Air Force Enlisted	99	±1	12	24	29	22	13	±3	3.0	±0.1	
E1 – E4	99	±2	13	24	32	21	11	±6	2.9	±0.2	
Air Force Officers	99	±1	8	26	24	29	13	±4	3.1	±0.1	
<b>MALES</b>											
Total	100	±1	10	20	27	27	16	±2	3.2	±0.1	
Army	100	±1	10	20	26	27	17	±3	3.2	±0.1	
Navy	100	±1	10	21	28	28	13	±3	3.1	±0.1	
Marine Corps	100	±1	12	20	26	26	16	±3	3.1	±0.1	
Air Force	100	±1	9	20	27	28	16	±2	3.2	±0.1	
Enlisted	100	±1	11	21	27	26	15	±2	3.1	±0.1	
E1 – E4	100	±1	15	21	28	22	14	±3	3.0	±0.1	
E5 – E9	100	±1	8	20	27	28	16	±2	3.2	±0.1	
Officers	100	±1	5	18	24	35	17	±2	3.4	±0.1	
O1 – O3	100	±1	6	19	25	35	16	±3	3.4	±0.1	
O4 – O6	100	±1	5	17	23	36	20	±2	3.5	±0.1	
Experienced USC	100	±1	28	14	24	18	16	±12	2.8	±0.4	
Not Experienced USC	100	±1	10	20	27	28	16	±2	3.2	±0.1	
Experienced SH	99	±1	20	23	23	22	12	±6	2.8	±0.2	
Not Experienced SH	100	±1	10	20	27	28	16	±2	3.2	±0.1	
Deployed Past 12 Months	100	±1	12	22	27	26	13	±2	3.1	±0.1	
Not Deployed Past 12 Months	100	±1	9	19	27	28	17	±2	3.2	±0.1	
Army Enlisted	100	±1	11	20	27	25	17	±3	3.1	±0.1	
E1 – E4	100	±1	16	22	29	19	15	±5	3.0	±0.2	
Army Officers	100	±1	6	19	23	35	18	±3	3.4	±0.1	
Navy Enlisted	100	±1	11	21	28	26	13	±3	3.1	±0.1	
E1 – E4	99	±1	15	21	28	24	12	±6	3.0	±0.2	
Navy Officers	100	±1	6	20	26	34	14	±3	3.3	±0.1	
Marine Corps Enlisted	100	±1	13	21	27	25	15	±3	3.1	±0.1	
E1 – E4	100	±1	16	22	27	22	12	±5	2.9	±0.2	
Marine Corps Officers	100	±1	4	14	20	37	24	±5	3.6	±0.1	
Air Force Enlisted	100	±1	10	21	27	26	15	±3	3.2	±0.1	
E1 – E4	100	±0	12	20	26	26	16	±4	3.1	±0.2	
Air Force Officers	100	±1	5	17	26	35	17	±3	3.4	±0.1	

**9. How much do you agree or disagree with each of the following statements?**

**h. I really feel as if the military's values are my own.**

1. Strongly disagree  
4. Agree

2. Disagree  
5. Strongly agree

3. Neither agree nor disagree

	Percent Responding		Percentages					Max ME	Average Agreement		
			1	2	3	4	5				
<b>TOTAL</b>	100	±1	5	8	22	42	23	±2	3.7	±0.1	
<b>Army</b>	100	±1	4	6	19	44	26	±3	3.8	±0.1	
<b>Navy</b>	99	±1	6	11	27	39	17	±3	3.5	±0.1	
<b>Marine Corps</b>	100	±1	5	8	24	42	21	±3	3.7	±0.1	
<b>Air Force</b>	100	±1	4	8	21	43	23	±2	3.7	±0.1	
<b>PAYGRADE</b>											
<b>Enlisted</b>	100	±1	5	9	24	41	21	±2	3.6	±0.1	
<b>E1 – E4</b>	100	±1	7	10	28	38	17	±3	3.5	±0.1	
E1 – E3	99	±1	8	10	28	38	17	±4	3.5	±0.1	
E4	100	±1	7	10	28	38	17	±3	3.5	±0.1	
<b>E5 – E9</b>	100	±1	4	8	21	43	24	±2	3.8	±0.1	
E5 – E6	99	±1	4	9	23	42	22	±2	3.7	±0.1	
E7 – E9	100	±1	1	5	14	48	32	±2	4.0	±0.1	
<b>Officers</b>	100	±1	2	5	14	49	30	±2	4.0	±0.1	
<b>W1 – W5</b>	100	±1	2	5	17	50	27	±4	3.9	±0.1	
<b>O1 – O3</b>	100	±1	2	7	16	49	26	±2	3.9	±0.1	
<b>O4 – O6</b>	100	±1	1	4	10	48	36	±2	4.1	±0.1	
<b>DEPLOYMENT</b>											
<b>Deployed Past 12 Months</b>	100	±1	5	11	23	41	20	±2	3.6	±0.1	
<b>Not Deployed Past 12 Months</b>	100	±1	4	7	22	43	24	±2	3.8	±0.1	
<b>RACE/ETHNICITY</b>											
<b>Non-Hispanic White</b>	100	±1	5	8	21	42	24	±2	3.7	±0.1	
<b>Total Minority</b>	99	±1	5	8	24	42	21	±2	3.7	±0.1	
Non-Hispanic Black	99	±1	4	10	25	42	19	±3	3.6	±0.1	
Hispanic	100	±1	6	7	23	41	23	±4	3.7	±0.1	
<b>EXPERIENCED BEHAVIORS</b>											
<b>Experienced USC</b>	100	±1	16	10	24	30	20	±8	3.3	±0.3	
<b>Not Experienced USC</b>	100	±1	4	8	22	43	23	±2	3.7	±0.1	
<b>Experienced SH</b>	100	±1	11	11	25	37	16	±3	3.4	±0.1	
<b>Not Experienced SH</b>	100	±1	4	8	22	43	23	±2	3.7	±0.1	
<b>FEMALES</b>											
<b>Total</b>	99	±1	5	10	26	42	18	±2	3.6	±0.1	
<b>Army</b>	100	±1	5	7	22	45	22	±3	3.7	±0.1	
<b>Navy</b>	99	±1	6	13	30	39	12	±3	3.4	±0.1	
<b>Marine Corps</b>	100	±1	5	14	31	38	12	±9	3.4	±0.2	
<b>Air Force</b>	99	±1	4	10	26	41	19	±3	3.6	±0.1	
<b>Enlisted</b>	99	±1	5	10	27	40	17	±2	3.5	±0.1	
E1 – E4	99	±1	6	11	31	38	13	±3	3.4	±0.1	
E5 – E9	99	±1	4	9	24	42	20	±3	3.6	±0.1	
<b>Officers</b>	99	±1	3	9	19	47	23	±3	3.8	±0.1	
O1 – O3	99	±1	3	11	20	47	19	±4	3.7	±0.1	
O4 – O6	99	±1	2	5	16	48	29	±3	4.0	±0.1	

Note. Percent responding are Service members who answered the question.

9h. Continued	Percent Responding		Percentages					Max ME	Average Agreement		
			1	2	3	4	5				
<b>FEMALES (CONTINUED)</b>											
Experienced USC	99	±1	8	14	27	40	12	±8	3.4	±0.2	
Not Experienced USC	99	±1	4	9	26	42	18	±2	3.6	±0.1	
Experienced SH	100	±1	7	12	26	39	15	±3	3.4	±0.1	
Not Experienced SH	99	±1	4	9	25	43	19	±2	3.7	±0.1	
Deployed Past 12 Months	99	±1	7	13	25	40	15	±3	3.4	±0.1	
Not Deployed Past 12 Months	99	±1	4	9	26	42	19	±2	3.6	±0.1	
Army Enlisted	100	±1	5	7	23	44	21	±3	3.7	±0.1	
E1 – E4	100	±0	8	8	26	41	18	±5	3.5	±0.2	
Army Officers	100	±1	2	7	18	49	24	±4	3.9	±0.1	
Navy Enlisted	99	±1	6	13	32	38	11	±4	3.3	±0.1	
E1 – E4	99	±1	7	13	36	35	9	±6	3.3	±0.1	
Navy Officers	99	±1	5	11	22	44	18	±6	3.6	±0.2	
Marine Corps Enlisted	100	±1	5	13	33	38	11	±10	3.4	±0.2	
E1 – E4	100	±0	6	14	36	40	4	±14	3.2	±0.2	
Marine Corps Officers	100	±0	1	19	15	40	24	±15	3.7	±0.3	
Air Force Enlisted	99	±1	5	11	28	39	17	±4	3.5	±0.1	
E1 – E4	99	±1	5	13	30	38	14	±6	3.4	±0.1	
Air Force Officers	99	±1	3	8	17	48	24	±4	3.8	±0.1	
<b>MALES</b>											
Total	100	±1	5	8	22	42	23	±2	3.7	±0.1	
Army	100	±1	4	6	19	44	27	±3	3.8	±0.1	
Navy	99	±1	6	10	26	39	18	±3	3.5	±0.1	
Marine Corps	100	±1	5	8	23	42	22	±3	3.7	±0.1	
Air Force	100	±1	4	8	20	44	24	±2	3.8	±0.1	
Enlisted	100	±1	5	9	24	41	22	±2	3.7	±0.1	
E1 – E4	100	±1	7	10	28	38	18	±3	3.5	±0.1	
E5 – E9	100	±1	4	8	21	43	25	±2	3.8	±0.1	
Officers	100	±1	2	5	13	49	32	±2	4.0	±0.1	
O1 – O3	100	±1	2	6	15	49	28	±3	4.0	±0.1	
O4 – O6	100	±1	1	3	10	48	38	±2	4.2	±0.1	
Experienced USC	100	±0	21	8	22	24	25	±12	3.2	±0.4	
Not Experienced USC	100	±1	4	8	22	43	24	±2	3.7	±0.1	
Experienced SH	100	±1	14	11	24	34	17	±6	3.3	±0.2	
Not Experienced SH	100	±1	4	8	22	43	24	±2	3.7	±0.1	
Deployed Past 12 Months	100	±1	5	10	23	41	20	±3	3.6	±0.1	
Not Deployed Past 12 Months	100	±1	4	7	21	43	25	±2	3.8	±0.1	
Army Enlisted	100	±1	4	7	20	43	26	±3	3.8	±0.1	
E1 – E4	100	±1	5	9	25	40	20	±5	3.6	±0.2	
Army Officers	100	±1	2	4	13	48	33	±3	4.1	±0.1	
Navy Enlisted	99	±1	7	11	29	37	17	±3	3.5	±0.1	
E1 – E4	99	±2	12	12	33	30	13	±6	3.2	±0.2	
Navy Officers	100	±1	2	6	15	51	25	±3	3.9	±0.1	
Marine Corps Enlisted	100	±1	6	8	25	41	20	±4	3.6	±0.1	
E1 – E4	100	±0	8	9	28	39	16	±5	3.5	±0.1	
Marine Corps Officers	100	±1	1	3	11	52	34	±5	4.2	±0.1	
Air Force Enlisted	100	±1	4	9	23	42	22	±3	3.7	±0.1	
E1 – E4	100	±1	5	10	26	40	19	±5	3.6	±0.1	
Air Force Officers	100	±1	2	5	11	48	34	±3	4.1	±0.1	

**9. How much do you agree or disagree with each of the following statements?**

**i. I would have difficulty finding a job if I left the military.**

1. Strongly disagree  
4. Agree

2. Disagree  
5. Strongly agree

3. Neither agree nor disagree

	Percent Responding		Percentages					Max ME	Average Agreement		
			1	2	3	4	5				
<b>TOTAL</b>	99	±1	38	34	17	7	3	±2	2.0	±0.1	
<b>Army</b>	99	±1	39	34	17	7	4	±2	2.0	±0.1	
<b>Navy</b>	99	±1	36	35	19	7	3	±3	2.1	±0.1	
<b>Marine Corps</b>	100	±1	41	35	14	7	3	±3	2.0	±0.1	
<b>Air Force</b>	99	±1	35	35	18	9	4	±2	2.1	±0.1	
<b>PAYGRADE</b>											
<b>Enlisted</b>	99	±1	34	35	19	8	4	±2	2.1	±0.1	
<b>E1 – E4</b>	100	±1	34	33	20	9	4	±3	2.2	±0.1	
E1 – E3	99	±1	33	34	22	8	4	±4	2.2	±0.1	
E4	100	±1	34	32	19	10	5	±3	2.2	±0.1	
<b>E5 – E9</b>	99	±1	35	36	18	8	4	±2	2.1	±0.1	
E5 – E6	99	±1	34	35	19	8	4	±2	2.1	±0.1	
E7 – E9	99	±1	37	40	16	5	2	±2	2.0	±0.1	
<b>Officers</b>	99	±1	54	34	8	3	1	±2	1.6	±0.1	
<b>W1 – W5</b>	100	±1	50	35	11	3	1	±4	1.7	±0.1	
<b>O1 – O3</b>	99	±1	51	35	9	4	1	±2	1.7	±0.1	
<b>O4 – O6</b>	99	±1	57	33	7	2	1	±2	1.6	±0.1	
<b>DEPLOYMENT</b>											
<b>Deployed Past 12 Months</b>	99	±1	38	34	18	7	3	±2	2.0	±0.1	
<b>Not Deployed Past 12 Months</b>	99	±1	38	35	17	7	3	±2	2.0	±0.1	
<b>RACE/ETHNICITY</b>											
<b>Non-Hispanic White</b>	99	±1	41	34	15	7	3	±2	2.0	±0.1	
<b>Total Minority</b>	99	±1	33	35	21	8	4	±2	2.1	±0.1	
Non-Hispanic Black	99	±1	31	39	20	7	3	±3	2.1	±0.1	
Hispanic	99	±1	35	34	20	8	4	±4	2.1	±0.1	
<b>EXPERIENCED BEHAVIORS</b>											
<b>Experienced USC</b>	98	±3	45	29	15	9	3	±8	2.0	±0.2	
<b>Not Experienced USC</b>	99	±1	37	35	17	7	3	±2	2.0	±0.1	
<b>Experienced SH</b>	99	±1	41	32	16	8	3	±4	2.0	±0.1	
<b>Not Experienced SH</b>	99	±1	37	35	17	7	3	±2	2.1	±0.1	
<b>FEMALES</b>											
<b>Total</b>	99	±1	35	37	16	9	3	±2	2.1	±0.1	
<b>Army</b>	100	±1	37	36	17	7	3	±3	2.0	±0.1	
<b>Navy</b>	99	±1	35	38	17	8	3	±3	2.1	±0.1	
<b>Marine Corps</b>	100	±1	35	37	16	11	2	±9	2.1	±0.2	
<b>Air Force</b>	99	±1	35	36	16	10	3	±3	2.1	±0.1	
<b>Enlisted</b>	99	±1	31	38	19	10	3	±2	2.2	±0.1	
E1 – E4	100	±1	27	35	21	13	4	±3	2.3	±0.1	
E5 – E9	99	±1	33	40	17	8	3	±3	2.1	±0.1	
<b>Officers</b>	99	±1	58	33	6	2	1	±3	1.5	±0.1	
O1 – O3	99	±1	55	35	6	3	0	±4	1.6	±0.1	
O4 – O6	99	±1	63	29	6	1	1	±3	1.5	±0.1	

Note. Percent responding are Service members who answered the question.

9i. Continued	Percent Responding		Percentages					Max ME	Average Agreement		
			1	2	3	4	5				
<b>FEMALES (CONTINUED)</b>											
Experienced USC	99	±2	35	34	16	11	3	±7	2.1	±0.2	
Not Experienced USC	99	±1	36	37	16	8	3	±2	2.1	±0.1	
Experienced SH	99	±1	38	35	16	8	3	±3	2.0	±0.1	
Not Experienced SH	99	±1	34	38	17	9	3	±2	2.1	±0.1	
Deployed Past 12 Months	99	±1	35	38	18	7	3	±3	2.0	±0.1	
Not Deployed Past 12 Months	99	±1	36	36	16	9	3	±2	2.1	±0.1	
Army Enlisted	100	±1	32	38	19	8	4	±3	2.1	±0.1	
E1 – E4	100	±1	29	37	21	10	4	±5	2.2	±0.1	
Army Officers	100	±1	58	32	8	3	0	±4	1.6	±0.1	
Navy Enlisted	99	±1	29	40	19	9	4	±4	2.2	±0.1	
E1 – E4	100	±1	24	35	23	13	5	±6	2.4	±0.2	
Navy Officers	99	±1	64	30	5	1	0	±6	1.4	±0.1	
Marine Corps Enlisted	100	±1	34	36	16	12	2	±10	2.1	±0.3	
E1 – E4	100	±1	33	36	13	16	2	±16	2.2	±0.4	
Marine Corps Officers	98	±2	44	44	9	3	0	±12	1.7	±0.2	
Air Force Enlisted	99	±1	30	36	19	12	3	±4	2.2	±0.1	
E1 – E4	99	±1	27	33	21	15	4	±5	2.4	±0.2	
Air Force Officers	99	±1	55	36	6	3	1	±4	1.6	±0.1	
<b>MALES</b>											
Total	99	±1	38	34	17	7	4	±2	2.0	±0.1	
Army	99	±1	39	33	17	7	4	±3	2.0	±0.1	
Navy	99	±1	37	34	19	7	3	±3	2.1	±0.1	
Marine Corps	100	±1	42	35	14	6	3	±3	1.9	±0.1	
Air Force	99	±1	35	34	18	9	4	±2	2.1	±0.1	
Enlisted	99	±1	35	34	19	8	4	±2	2.1	±0.1	
E1 – E4	99	±1	35	32	20	8	5	±3	2.2	±0.1	
E5 – E9	99	±1	35	35	18	8	4	±2	2.1	±0.1	
Officers	100	±1	53	34	9	3	1	±2	1.7	±0.1	
O1 – O3	99	±1	51	35	9	4	1	±3	1.7	±0.1	
O4 – O6	99	±1	56	33	8	3	1	±2	1.6	±0.1	
Experienced USC	98	±4	51	25	14	7	2	±12	1.8	±0.3	
Not Experienced USC	99	±1	38	34	17	7	4	±2	2.0	±0.1	
Experienced SH	99	±2	44	28	16	8	4	±6	2.0	±0.2	
Not Experienced SH	99	±1	38	34	17	7	4	±2	2.0	±0.1	
Deployed Past 12 Months	99	±1	38	33	18	7	3	±3	2.0	±0.1	
Not Deployed Past 12 Months	99	±1	38	34	17	7	4	±2	2.0	±0.1	
Army Enlisted	99	±1	36	34	19	8	4	±3	2.1	±0.1	
E1 – E4	99	±1	39	31	19	8	4	±5	2.1	±0.2	
Army Officers	99	±1	56	32	8	3	1	±3	1.6	±0.1	
Navy Enlisted	99	±1	33	34	21	7	4	±3	2.1	±0.1	
E1 – E4	100	±1	29	33	26	7	5	±6	2.3	±0.2	
Navy Officers	100	±1	56	34	7	2	1	±3	1.6	±0.1	
Marine Corps Enlisted	100	±1	41	34	15	7	3	±4	2.0	±0.1	
E1 – E4	100	±1	42	34	14	7	3	±5	2.0	±0.1	
Marine Corps Officers	99	±1	49	40	7	3	1	±5	1.7	±0.1	
Air Force Enlisted	99	±1	32	34	20	10	5	±3	2.2	±0.1	
E1 – E4	99	±1	28	32	22	12	6	±5	2.4	±0.2	
Air Force Officers	100	±1	48	35	11	5	1	±3	1.8	±0.1	

**9. How much do you agree or disagree with each of the following statements?**

**j. Generally, on a day-to-day basis, I am proud to be in the military.**

1. Strongly disagree  
4. Agree

2. Disagree  
5. Strongly agree

3. Neither agree nor disagree

	Percent Responding		Percentages					Max ME	Average Agreement		
			1	2	3	4	5				
<b>TOTAL</b>	100	±1	2	2	10	43	43	±2	4.2	±0.1	
<b>Army</b>	100	±1	2	2	11	43	42	±3	4.2	±0.1	
<b>Navy</b>	100	±1	3	3	11	43	40	±3	4.1	±0.1	
<b>Marine Corps</b>	100	±1	2	2	9	41	47	±3	4.3	±0.1	
<b>Air Force</b>	100	±1	1	2	9	42	46	±2	4.3	±0.1	
<b>PAYGRADE</b>											
<b>Enlisted</b>	100	±1	2	3	11	43	40	±2	4.2	±0.1	
<b>E1 – E4</b>	100	±1	4	4	15	43	34	±3	4.0	±0.1	
E1 – E3	100	±1	4	3	15	43	35	±4	4.0	±0.1	
E4	100	±1	4	4	15	43	33	±3	4.0	±0.1	
<b>E5 – E9</b>	100	±1	1	2	9	43	45	±2	4.3	±0.1	
E5 – E6	100	±1	1	2	10	45	42	±2	4.2	±0.1	
E7 – E9	100	±1	0	1	4	39	56	±2	4.5	±0.1	
<b>Officers</b>	100	±1	0	1	4	38	57	±2	4.5	±0.1	
<b>W1 – W5</b>	100	±1	1	1	6	39	54	±4	4.4	±0.1	
<b>O1 – O3</b>	100	±1	0	1	5	42	52	±2	4.4	±0.1	
<b>O4 – O6</b>	100	±1	0	0	2	33	64	±2	4.6	±0.1	
<b>DEPLOYMENT</b>											
<b>Deployed Past 12 Months</b>	100	±1	3	2	12	44	39	±2	4.1	±0.1	
<b>Not Deployed Past 12 Months</b>	100	±1	2	2	9	42	46	±2	4.3	±0.1	
<b>RACE/ETHNICITY</b>											
<b>Non-Hispanic White</b>	100	±1	2	2	9	41	45	±2	4.3	±0.1	
<b>Total Minority</b>	100	±1	2	2	11	44	40	±2	4.2	±0.1	
Non-Hispanic Black	99	±1	2	3	12	47	36	±3	4.1	±0.1	
Hispanic	100	±1	3	2	11	40	44	±4	4.2	±0.1	
<b>EXPERIENCED BEHAVIORS</b>											
<b>Experienced USC</b>	100	±1	8	3	17	42	30	±8	3.8	±0.2	
<b>Not Experienced USC</b>	100	±1	2	2	10	42	44	±2	4.2	±0.1	
<b>Experienced SH</b>	100	±1	6	3	16	44	31	±4	3.9	±0.1	
<b>Not Experienced SH</b>	100	±1	2	2	9	42	44	±2	4.3	±0.1	
<b>FEMALES</b>											
<b>Total</b>	100	±1	2	2	12	47	37	±2	4.1	±0.1	
<b>Army</b>	100	±1	2	2	13	49	34	±3	4.1	±0.1	
<b>Navy</b>	100	±1	2	3	14	48	34	±3	4.1	±0.1	
<b>Marine Corps</b>	100	±1	2	2	12	49	35	±8	4.1	±0.2	
<b>Air Force</b>	99	±1	1	2	11	44	42	±3	4.2	±0.1	
<b>Enlisted</b>	100	±1	2	3	14	47	34	±2	4.1	±0.1	
E1 – E4	100	±1	3	3	18	47	29	±3	4.0	±0.1	
E5 – E9	100	±1	1	2	10	47	39	±3	4.2	±0.1	
<b>Officers</b>	100	±1	1	2	5	45	47	±3	4.4	±0.1	
O1 – O3	100	±1	0	2	7	48	43	±4	4.3	±0.1	
O4 – O6	99	±1	1	1	3	39	56	±3	4.5	±0.1	

Note. Percent responding are Service members who answered the question.

9j. Continued	Percent Responding		Percentages					Max ME	Average Agreement		
			1	2	3	4	5				
<b>FEMALES (CONTINUED)</b>											
Experienced USC	100	±1	5	2	16	49	27	±7	3.9	±0.2	
Not Experienced USC	100	±1	1	2	12	47	38	±2	4.2	±0.1	
Experienced SH	100	±1	3	3	15	49	30	±3	4.0	±0.1	
Not Experienced SH	100	±1	1	2	11	46	40	±2	4.2	±0.1	
Deployed Past 12 Months	99	±1	3	2	15	47	33	±3	4.0	±0.1	
Not Deployed Past 12 Months	100	±1	1	2	11	47	38	±2	4.2	±0.1	
Army Enlisted	100	±1	3	3	14	49	31	±3	4.0	±0.1	
E1 – E4	100	±1	5	4	19	48	24	±5	3.8	±0.1	
Army Officers	100	±1	0	1	6	48	45	±4	4.3	±0.1	
Navy Enlisted	100	±1	2	3	15	48	32	±4	4.0	±0.1	
E1 – E4	100	±1	2	3	18	48	28	±6	4.0	±0.1	
Navy Officers	100	±1	1	2	7	46	44	±6	4.3	±0.1	
Marine Corps Enlisted	100	±1	2	2	13	50	33	±9	4.1	±0.2	
E1 – E4	100	±0	2	3	16	55	24	±13	4.0	±0.2	
Marine Corps Officers	99	±2	0	1	4	37	58	±9	4.5	±0.1	
Air Force Enlisted	99	±1	1	2	13	45	39	±4	4.2	±0.1	
E1 – E4	99	±1	1	2	18	44	35	±6	4.1	±0.1	
Air Force Officers	99	±1	0	2	4	42	51	±4	4.4	±0.1	
<b>MALES</b>											
Total	100	±1	2	2	10	42	44	±2	4.2	±0.1	
Army	100	±1	2	2	10	42	43	±3	4.2	±0.1	
Navy	100	±1	3	3	11	43	41	±3	4.2	±0.1	
Marine Corps	100	±1	2	2	8	41	47	±3	4.3	±0.1	
Air Force	100	±1	1	2	8	41	47	±2	4.3	±0.1	
Enlisted	100	±1	2	3	11	43	41	±2	4.2	±0.1	
E1 – E4	100	±1	4	4	14	43	35	±3	4.0	±0.1	
E5 – E9	100	±1	1	2	8	43	46	±2	4.3	±0.1	
Officers	100	±1	0	1	3	37	59	±2	4.5	±0.1	
O1 – O3	100	±1	0	1	4	41	54	±3	4.5	±0.1	
O4 – O6	100	±1	0	0	2	32	65	±2	4.6	±0.1	
Experienced USC	100	±0	11	3	17	37	32	±12	3.8	±0.3	
Not Experienced USC	100	±1	2	2	9	42	45	±2	4.3	±0.1	
Experienced SH	100	±1	8	3	17	40	31	±6	3.8	±0.2	
Not Experienced SH	100	±1	2	2	9	42	45	±2	4.3	±0.1	
Deployed Past 12 Months	100	±1	3	2	12	44	39	±3	4.1	±0.1	
Not Deployed Past 12 Months	100	±1	2	2	8	41	47	±2	4.3	±0.1	
Army Enlisted	100	±1	2	3	12	42	41	±3	4.2	±0.1	
E1 – E4	100	±1	4	4	16	41	34	±6	4.0	±0.2	
Army Officers	100	±1	1	1	4	40	55	±3	4.5	±0.1	
Navy Enlisted	100	±1	4	3	12	44	38	±3	4.1	±0.1	
E1 – E4	100	±1	7	6	16	40	31	±6	3.8	±0.2	
Navy Officers	100	±1	0	0	3	37	59	±3	4.5	±0.1	
Marine Corps Enlisted	100	±1	2	2	9	42	45	±4	4.3	±0.1	
E1 – E4	100	±1	3	3	12	46	36	±5	4.1	±0.1	
Marine Corps Officers	100	±0	0	0	2	30	68	±5	4.7	±0.1	
Air Force Enlisted	100	±1	2	2	10	43	44	±3	4.3	±0.1	
E1 – E4	100	±1	2	2	12	45	39	±5	4.2	±0.1	
Air Force Officers	100	±1	0	1	3	36	60	±3	4.5	±0.1	

**9. How much do you agree or disagree with each of the following statements?****k. If I left the military, I would feel like I had let my country down.**1. Strongly disagree  
4. Agree2. Disagree  
5. Strongly agree

3. Neither agree nor disagree

	Percent Responding		Percentages					Max ME	Average Agreement		
			1	2	3	4	5				
<b>TOTAL</b>	100	±1	29	36	21	9	5	±2	2.3	±0.1	
<b>Army</b>	100	±1	28	35	21	10	6	±2	2.3	±0.1	
<b>Navy</b>	100	±1	28	37	23	9	4	±3	2.3	±0.1	
<b>Marine Corps</b>	100	±1	34	37	18	7	4	±3	2.1	±0.1	
<b>Air Force</b>	100	±1	28	37	20	9	5	±2	2.3	±0.1	
<b>PAYGRADE</b>											
<b>Enlisted</b>	100	±1	29	35	22	9	5	±2	2.3	±0.1	
<b>E1 – E4</b>	100	±1	30	35	22	8	5	±3	2.2	±0.1	
E1 – E3	100	±1	26	34	25	8	6	±4	2.3	±0.1	
E4	100	±1	33	35	20	8	4	±3	2.2	±0.1	
<b>E5 – E9</b>	100	±1	29	36	21	9	5	±2	2.3	±0.1	
E5 – E6	100	±1	29	34	22	10	5	±2	2.3	±0.1	
E7 – E9	100	±1	27	41	18	8	6	±2	2.2	±0.1	
<b>Officers</b>	100	±1	27	42	17	11	4	±2	2.2	±0.1	
<b>W1 – W5</b>	100	±1	29	39	21	7	4	±5	2.2	±0.1	
<b>O1 – O3</b>	100	±1	26	42	18	11	4	±2	2.3	±0.1	
<b>O4 – O6</b>	100	±1	28	42	14	11	4	±2	2.2	±0.1	
<b>DEPLOYMENT</b>											
<b>Deployed Past 12 Months</b>	100	±1	31	36	20	9	4	±2	2.2	±0.1	
<b>Not Deployed Past 12 Months</b>	100	±1	28	36	21	9	6	±2	2.3	±0.1	
<b>RACE/ETHNICITY</b>											
<b>Non-Hispanic White</b>	100	±1	28	38	20	9	5	±2	2.2	±0.1	
<b>Total Minority</b>	100	±1	30	34	22	9	5	±2	2.3	±0.1	
Non-Hispanic Black	100	±1	33	38	20	6	3	±3	2.1	±0.1	
Hispanic	99	±1	29	33	22	11	6	±4	2.3	±0.1	
<b>EXPERIENCED BEHAVIORS</b>											
<b>Experienced USC</b>	100	±1	36	28	21	9	6	±8	2.2	±0.2	
<b>Not Experienced USC</b>	100	±1	28	37	21	9	5	±2	2.3	±0.1	
<b>Experienced SH</b>	100	±1	32	34	21	8	4	±4	2.2	±0.1	
<b>Not Experienced SH</b>	100	±1	28	37	21	9	5	±2	2.3	±0.1	
<b>FEMALES</b>											
<b>Total</b>	100	±1	27	39	23	8	3	±2	2.2	±0.1	
<b>Army</b>	100	±1	28	37	23	9	3	±3	2.2	±0.1	
<b>Navy</b>	100	±1	26	41	23	8	3	±3	2.2	±0.1	
<b>Marine Corps</b>	100	±1	31	38	24	5	2	±9	2.1	±0.2	
<b>Air Force</b>	100	±1	26	41	22	8	4	±3	2.2	±0.1	
<b>Enlisted</b>	100	±1	27	38	24	7	3	±2	2.2	±0.1	
E1 – E4	100	±1	26	36	27	7	4	±3	2.3	±0.1	
E5 – E9	100	±1	29	39	21	8	3	±2	2.2	±0.1	
<b>Officers</b>	100	±1	25	47	17	10	2	±3	2.2	±0.1	
O1 – O3	100	±1	24	48	17	10	2	±4	2.2	±0.1	
O4 – O6	100	±1	25	45	16	12	3	±3	2.2	±0.1	

Note. Percent responding are Service members who answered the question.



9k. Continued	Percent Responding		Percentages					Max ME	Average Agreement		
			1	2	3	4	5				
<b>FEMALES (CONTINUED)</b>											
Experienced USC	100	±1	34	35	21	6	3	±7	2.1	±0.2	
Not Experienced USC	100	±1	26	40	23	8	3	±2	2.2	±0.1	
Experienced SH	100	±1	30	38	22	8	3	±3	2.2	±0.1	
Not Experienced SH	100	±1	25	40	23	8	3	±2	2.2	±0.1	
Deployed Past 12 Months	99	±1	28	39	22	7	3	±3	2.2	±0.1	
Not Deployed Past 12 Months	100	±1	26	39	23	8	3	±2	2.2	±0.1	
Army Enlisted	100	±1	29	35	25	8	4	±3	2.2	±0.1	
E1 – E4	100	±0	29	33	27	7	4	±5	2.2	±0.1	
Army Officers	99	±1	25	44	17	12	2	±4	2.2	±0.1	
Navy Enlisted	100	±1	26	39	25	7	3	±4	2.2	±0.1	
E1 – E4	100	±1	22	37	29	8	4	±6	2.3	±0.1	
Navy Officers	100	±1	26	48	15	10	1	±6	2.1	±0.1	
Marine Corps Enlisted	100	±1	31	37	25	5	2	±10	2.1	±0.2	
E1 – E4	100	±1	33	36	27	3	1	±15	2.0	±0.3	
Marine Corps Officers	100	±0	30	46	14	9	2	±10	2.1	±0.2	
Air Force Enlisted	100	±1	27	39	23	7	4	±4	2.2	±0.1	
E1 – E4	100	±1	24	39	24	8	4	±6	2.3	±0.2	
Air Force Officers	100	±1	23	49	17	9	3	±4	2.2	±0.1	
<b>MALES</b>											
Total	100	±1	29	36	20	9	5	±2	2.3	±0.1	
Army	100	±1	28	35	21	10	6	±3	2.3	±0.1	
Navy	100	±1	28	36	22	9	5	±3	2.3	±0.1	
Marine Corps	100	±1	34	36	17	8	5	±3	2.1	±0.1	
Air Force	100	±1	29	36	20	9	6	±2	2.3	±0.1	
Enlisted	100	±1	29	35	21	9	6	±2	2.3	±0.1	
E1 – E4	100	±1	31	34	21	8	5	±3	2.2	±0.1	
E5 – E9	100	±1	29	35	21	9	6	±2	2.3	±0.1	
Officers	100	±1	28	41	17	11	5	±2	2.2	±0.1	
O1 – O3	99	±1	26	40	18	11	5	±3	2.3	±0.1	
O4 – O6	100	±0	29	41	14	11	5	±2	2.2	±0.1	
Experienced USC	100	±1	38	23	21	11	8	±12	2.3	±0.3	
Not Experienced USC	100	±1	29	36	21	9	5	±2	2.3	±0.1	
Experienced SH	100	±1	35	31	21	9	5	±6	2.2	±0.2	
Not Experienced SH	100	±1	29	36	20	9	5	±2	2.3	±0.1	
Deployed Past 12 Months	100	±1	31	36	20	9	4	±3	2.2	±0.1	
Not Deployed Past 12 Months	100	±1	28	36	21	9	6	±2	2.3	±0.1	
Army Enlisted	100	±1	28	35	21	9	6	±3	2.3	±0.1	
E1 – E4	100	±1	30	35	21	8	6	±5	2.3	±0.2	
Army Officers	100	±1	27	38	18	13	5	±3	2.3	±0.1	
Navy Enlisted	100	±1	28	34	24	9	5	±3	2.3	±0.1	
E1 – E4	99	±2	30	32	25	8	5	±6	2.3	±0.2	
Navy Officers	99	±2	29	44	16	9	3	±3	2.1	±0.1	
Marine Corps Enlisted	100	±1	35	36	18	7	4	±3	2.1	±0.1	
E1 – E4	100	±0	35	38	17	7	3	±5	2.0	±0.1	
Marine Corps Officers	100	±0	27	40	16	10	6	±5	2.3	±0.1	
Air Force Enlisted	100	±1	29	35	21	9	6	±3	2.3	±0.1	
E1 – E4	100	±1	29	32	22	10	7	±5	2.3	±0.2	
Air Force Officers	100	±1	28	42	16	9	5	±3	2.2	±0.1	

**9. How much do you agree or disagree with each of the following statements?**

**I. I continue to serve in the military because leaving would require considerable sacrifice.**

- 1. Strongly disagree
- 2. Disagree
- 3. Neither agree nor disagree
- 4. Agree
- 5. Strongly agree

	Percent Responding		Percentages					Max ME	Average Agreement		
			1	2	3	4	5				
<b>TOTAL</b>	100	±1	18	34	27	16	6	±1	2.6	±0.1	
<b>Army</b>	100	±1	20	33	26	16	5	±2	2.5	±0.1	
<b>Navy</b>	100	±1	15	34	28	17	7	±3	2.7	±0.1	
<b>Marine Corps</b>	100	±1	21	34	28	12	5	±3	2.5	±0.1	
<b>Air Force</b>	100	±1	16	34	26	17	7	±2	2.7	±0.1	
<b>PAYGRADE</b>											
<b>Enlisted</b>	100	±1	17	32	28	17	7	±2	2.7	±0.1	
<b>E1 – E4</b>	100	±1	19	30	30	14	6	±3	2.6	±0.1	
E1 – E3	100	±1	18	27	33	14	8	±4	2.7	±0.1	
E4	100	±1	20	32	28	15	5	±3	2.5	±0.1	
<b>E5 – E9</b>	100	±1	15	33	26	19	7	±2	2.7	±0.1	
E5 – E6	100	±1	15	31	26	20	8	±2	2.8	±0.1	
E7 – E9	100	±1	15	39	26	14	5	±2	2.6	±0.1	
<b>Officers</b>	100	±1	22	43	21	11	3	±2	2.3	±0.1	
<b>W1 – W5</b>	100	±1	19	42	24	13	3	±5	2.4	±0.1	
<b>O1 – O3</b>	100	±1	20	43	23	11	3	±2	2.3	±0.1	
<b>O4 – O6</b>	100	±1	24	45	19	10	2	±2	2.2	±0.1	
<b>DEPLOYMENT</b>											
<b>Deployed Past 12 Months</b>	100	±1	18	35	26	15	6	±2	2.5	±0.1	
<b>Not Deployed Past 12 Months</b>	100	±1	17	33	27	16	6	±2	2.6	±0.1	
<b>RACE/ETHNICITY</b>											
<b>Non-Hispanic White</b>	100	±1	18	35	26	15	6	±2	2.6	±0.1	
<b>Total Minority</b>	100	±1	17	32	28	16	7	±2	2.6	±0.1	
Non-Hispanic Black	99	±1	17	34	26	16	7	±3	2.6	±0.1	
Hispanic	100	±1	19	31	29	14	7	±3	2.6	±0.1	
<b>EXPERIENCED BEHAVIORS</b>											
<b>Experienced USC</b>	100	±1	29	29	20	18	4	±8	2.4	±0.2	
<b>Not Experienced USC</b>	100	±1	17	34	27	16	6	±2	2.6	±0.1	
<b>Experienced SH</b>	100	±1	23	32	25	15	5	±3	2.5	±0.1	
<b>Not Experienced SH</b>	100	±1	17	34	27	16	6	±2	2.6	±0.1	
<b>FEMALES</b>											
<b>Total</b>	100	±1	18	35	26	16	5	±2	2.6	±0.1	
<b>Army</b>	100	±1	20	35	26	14	5	±3	2.5	±0.1	
<b>Navy</b>	99	±1	16	35	26	17	5	±3	2.6	±0.1	
<b>Marine Corps</b>	100	±1	24	39	22	12	2	±9	2.3	±0.2	
<b>Air Force</b>	100	±1	16	34	26	18	6	±3	2.7	±0.1	
<b>Enlisted</b>	100	±1	17	33	27	17	6	±2	2.6	±0.1	
<b>E1 – E4</b>	100	±1	18	29	30	17	5	±3	2.6	±0.1	
<b>E5 – E9</b>	100	±1	16	36	25	17	7	±3	2.6	±0.1	
<b>Officers</b>	100	±1	23	45	19	11	2	±3	2.3	±0.1	
<b>O1 – O3</b>	100	±1	22	46	19	10	2	±4	2.2	±0.1	
<b>O4 – O6</b>	99	±1	24	42	18	13	3	±3	2.3	±0.1	

Note. Percent responding are Service members who answered the question.

9I. Continued	Percent Responding		Percentages					Max ME	Average Agreement		
			1	2	3	4	5				
<b>FEMALES (CONTINUED)</b>											
Experienced USC	100	±1	23	32	20	19	6	±8	2.5	±0.2	
Not Experienced USC	100	±1	17	35	26	16	5	±2	2.6	±0.1	
Experienced SH	100	±1	22	33	25	16	4	±3	2.5	±0.1	
Not Experienced SH	100	±1	16	36	26	16	6	±2	2.6	±0.1	
Deployed Past 12 Months	100	±1	20	36	25	15	4	±3	2.5	±0.1	
Not Deployed Past 12 Months	100	±1	17	34	26	16	6	±2	2.6	±0.1	
Army Enlisted	100	±1	20	33	27	15	6	±3	2.5	±0.1	
E1 – E4	100	±1	21	28	31	15	5	±4	2.6	±0.1	
Army Officers	100	±1	24	44	20	11	2	±4	2.2	±0.1	
Navy Enlisted	99	±1	15	33	27	19	6	±4	2.7	±0.1	
E1 – E4	100	±1	14	29	30	21	7	±6	2.8	±0.2	
Navy Officers	100	±1	25	44	19	10	2	±6	2.2	±0.1	
Marine Corps Enlisted	100	±1	24	38	23	13	3	±10	2.3	±0.2	
E1 – E4	100	±1	28	36	21	12	2	±15	2.2	±0.3	
Marine Corps Officers	100	±0	21	51	17	10	1	±9	2.2	±0.1	
Air Force Enlisted	100	±1	15	31	28	19	7	±3	2.7	±0.1	
E1 – E4	99	±1	16	28	31	19	6	±6	2.7	±0.2	
Air Force Officers	99	±1	20	46	18	13	3	±4	2.3	±0.1	
<b>MALES</b>											
Total	100	±1	18	33	27	16	6	±2	2.6	±0.1	
Army	100	±1	20	33	26	16	5	±3	2.5	±0.1	
Navy	100	±1	15	33	29	17	7	±3	2.7	±0.1	
Marine Corps	100	±1	21	34	28	12	5	±3	2.5	±0.1	
Air Force	100	±1	16	34	26	17	8	±2	2.7	±0.1	
Enlisted	100	±1	17	31	28	17	7	±2	2.7	±0.1	
E1 – E4	100	±1	19	30	30	14	6	±3	2.6	±0.1	
E5 – E9	100	±1	15	32	27	19	8	±2	2.7	±0.1	
Officers	100	±1	21	43	22	11	3	±2	2.3	±0.1	
O1 – O3	100	±1	20	42	24	11	3	±3	2.4	±0.1	
O4 – O6	100	±1	24	45	19	10	2	±2	2.2	±0.1	
Experienced USC	100	±0	33	27	20	17	3	±12	2.3	±0.3	
Not Experienced USC	100	±1	17	34	27	16	6	±2	2.6	±0.1	
Experienced SH	100	±1	24	32	24	15	6	±6	2.5	±0.2	
Not Experienced SH	100	±1	17	33	27	16	6	±2	2.6	±0.1	
Deployed Past 12 Months	100	±1	18	34	26	15	6	±2	2.6	±0.1	
Not Deployed Past 12 Months	100	±1	17	33	27	16	7	±2	2.6	±0.1	
Army Enlisted	100	±1	19	31	27	17	6	±3	2.6	±0.1	
E1 – E4	100	±1	22	31	30	13	5	±5	2.5	±0.2	
Army Officers	100	±1	23	41	22	11	2	±3	2.3	±0.1	
Navy Enlisted	100	±1	13	31	30	18	8	±3	2.8	±0.1	
E1 – E4	100	±1	16	28	33	15	7	±6	2.7	±0.2	
Navy Officers	100	±1	22	45	21	10	2	±3	2.3	±0.1	
Marine Corps Enlisted	100	±1	21	33	29	12	6	±3	2.5	±0.1	
E1 – E4	100	±1	22	34	30	8	5	±5	2.4	±0.1	
Marine Corps Officers	99	±1	20	45	21	11	3	±5	2.3	±0.1	
Air Force Enlisted	100	±1	15	31	27	19	9	±3	2.8	±0.1	
E1 – E4	100	±1	16	28	27	20	9	±5	2.8	±0.2	
Air Force Officers	100	±1	20	43	22	11	4	±3	2.4	±0.1	

**9. How much do you agree or disagree with each of the following statements?****m. I feel like being a member of the military can help me achieve what I want in life.**1. Strongly disagree  
4. Agree2. Disagree  
5. Strongly agree

3. Neither agree nor disagree

	Percent Responding		Percentages					Max ME	Average Agreement		
			1	2	3	4	5				
<b>TOTAL</b>	100	±1	5	8	20	47	21	±2	3.7	±0.1	
<b>Army</b>	100	±1	5	8	20	47	19	±3	3.7	±0.1	
<b>Navy</b>	100	±1	4	8	20	47	20	±3	3.7	±0.1	
<b>Marine Corps</b>	100	±1	5	7	19	47	21	±3	3.7	±0.1	
<b>Air Force</b>	100	±1	4	6	19	48	23	±2	3.8	±0.1	
<b>PAYGRADE</b>											
<b>Enlisted</b>	100	±1	5	8	21	46	20	±2	3.7	±0.1	
<b>E1 – E4</b>	100	±1	7	9	20	43	20	±3	3.6	±0.1	
E1 – E3	99	±1	6	9	19	43	23	±4	3.7	±0.1	
E4	100	±1	8	10	20	43	18	±3	3.5	±0.1	
<b>E5 – E9</b>	100	±1	4	7	21	48	21	±2	3.7	±0.1	
E5 – E6	100	±1	4	8	22	47	20	±2	3.7	±0.1	
E7 – E9	100	±1	2	5	19	51	23	±2	3.9	±0.1	
<b>Officers</b>	100	±1	2	5	17	55	21	±2	3.9	±0.1	
<b>W1 – W5</b>	100	±1	3	4	20	51	22	±4	3.8	±0.1	
<b>O1 – O3</b>	100	±1	2	6	17	54	20	±2	3.8	±0.1	
<b>O4 – O6</b>	100	±1	1	4	16	57	22	±2	3.9	±0.1	
<b>DEPLOYMENT</b>											
<b>Deployed Past 12 Months</b>	100	±1	5	9	21	47	18	±2	3.6	±0.1	
<b>Not Deployed Past 12 Months</b>	100	±1	4	7	19	47	22	±2	3.8	±0.1	
<b>RACE/ETHNICITY</b>											
<b>Non-Hispanic White</b>	100	±1	4	8	20	48	20	±2	3.7	±0.1	
<b>Total Minority</b>	100	±1	5	7	20	47	21	±2	3.7	±0.1	
Non-Hispanic Black	99	±1	4	7	19	49	22	±3	3.8	±0.1	
Hispanic	100	±1	7	8	20	45	21	±4	3.7	±0.1	
<b>EXPERIENCED BEHAVIORS</b>											
<b>Experienced USC</b>	99	±1	14	9	25	38	13	±8	3.3	±0.2	
<b>Not Experienced USC</b>	100	±1	4	7	20	48	21	±2	3.7	±0.1	
<b>Experienced SH</b>	100	±1	8	10	23	43	16	±4	3.5	±0.1	
<b>Not Experienced SH</b>	100	±1	4	7	20	48	21	±2	3.7	±0.1	
<b>FEMALES</b>											
<b>Total</b>	100	±1	5	8	23	46	18	±2	3.6	±0.1	
<b>Army</b>	100	±1	6	9	26	43	17	±3	3.6	±0.1	
<b>Navy</b>	100	±1	5	9	23	46	18	±3	3.6	±0.1	
<b>Marine Corps</b>	100	±1	4	11	23	50	11	±8	3.5	±0.2	
<b>Air Force</b>	100	±1	5	8	20	47	20	±3	3.7	±0.1	
<b>Enlisted</b>	100	±1	5	8	24	45	18	±2	3.6	±0.1	
E1 – E4	100	±1	6	8	23	44	18	±3	3.6	±0.1	
E5 – E9	100	±1	4	8	24	45	19	±3	3.7	±0.1	
<b>Officers</b>	100	±1	4	9	21	50	16	±3	3.7	±0.1	
O1 – O3	100	±1	4	11	21	50	14	±4	3.6	±0.1	
O4 – O6	100	±1	3	6	18	53	20	±3	3.8	±0.1	

Note. Percent responding are Service members who answered the question.

9m. Continued	Percent Responding		Percentages					Max ME	Average Agreement		
			1	2	3	4	5				
<b>FEMALES (CONTINUED)</b>											
Experienced USC	99	±2	9	12	21	42	15	±8	3.4	±0.2	
Not Experienced USC	100	±1	4	8	23	46	18	±2	3.7	±0.1	
Experienced SH	100	±1	7	11	25	43	15	±3	3.5	±0.1	
Not Experienced SH	100	±1	4	7	22	47	20	±2	3.7	±0.1	
Deployed Past 12 Months	100	±1	7	10	26	41	16	±3	3.5	±0.1	
Not Deployed Past 12 Months	100	±1	4	8	22	47	19	±2	3.7	±0.1	
Army Enlisted	100	±1	6	8	26	42	18	±3	3.6	±0.1	
E1 – E4	100	±1	7	8	27	40	18	±5	3.5	±0.1	
Army Officers	99	±1	4	9	24	48	14	±4	3.6	±0.1	
Navy Enlisted	100	±1	5	8	24	46	18	±4	3.6	±0.1	
E1 – E4	100	±1	4	8	23	47	18	±6	3.7	±0.1	
Navy Officers	100	±0	4	10	20	48	17	±6	3.6	±0.2	
Marine Corps Enlisted	100	±1	5	11	24	50	10	±9	3.5	±0.2	
E1 – E4	100	±1	6	12	22	54	5	±13	3.4	±0.3	
Marine Corps Officers	100	±0	2	15	19	47	18	±16	3.6	±0.3	
Air Force Enlisted	100	±1	5	8	21	46	21	±4	3.7	±0.1	
E1 – E4	100	±1	6	8	21	45	20	±6	3.6	±0.2	
Air Force Officers	100	±1	3	8	17	54	17	±4	3.7	±0.1	
<b>MALES</b>											
Total	100	±1	5	7	19	48	21	±2	3.7	±0.1	
Army	100	±1	5	8	19	48	19	±3	3.7	±0.1	
Navy	100	±1	4	8	20	47	21	±3	3.7	±0.1	
Marine Corps	99	±1	5	7	19	47	22	±3	3.7	±0.1	
Air Force	100	±1	4	6	19	48	23	±2	3.8	±0.1	
Enlisted	100	±1	5	8	20	46	21	±2	3.7	±0.1	
E1 – E4	100	±1	7	10	19	43	21	±3	3.6	±0.1	
E5 – E9	100	±1	3	7	21	48	21	±2	3.8	±0.1	
Officers	100	±1	2	5	16	56	22	±2	3.9	±0.1	
O1 – O3	100	±1	2	5	16	55	22	±3	3.9	±0.1	
O4 – O6	100	±1	1	4	15	58	22	±2	4.0	±0.1	
Experienced USC	100	±1	17	7	27	36	12	±12	3.2	±0.3	
Not Experienced USC	100	±1	4	7	19	48	21	±2	3.7	±0.1	
Experienced SH	100	±1	10	9	20	44	17	±6	3.5	±0.2	
Not Experienced SH	100	±1	4	7	19	48	21	±2	3.7	±0.1	
Deployed Past 12 Months	100	±1	5	9	21	48	18	±3	3.6	±0.1	
Not Deployed Past 12 Months	100	±1	4	7	19	47	23	±2	3.8	±0.1	
Army Enlisted	100	±1	6	9	19	46	19	±3	3.6	±0.1	
E1 – E4	99	±1	9	11	19	43	19	±6	3.5	±0.2	
Army Officers	100	±1	3	5	19	54	19	±3	3.8	±0.1	
Navy Enlisted	100	±1	5	9	21	45	20	±3	3.7	±0.1	
E1 – E4	100	±0	6	12	21	39	22	±6	3.6	±0.2	
Navy Officers	100	±1	1	5	14	58	21	±3	3.9	±0.1	
Marine Corps Enlisted	99	±1	6	7	20	46	21	±4	3.7	±0.1	
E1 – E4	99	±1	8	8	19	46	19	±5	3.6	±0.1	
Marine Corps Officers	100	±1	1	3	14	55	27	±5	4.0	±0.1	
Air Force Enlisted	100	±1	4	6	20	46	23	±3	3.8	±0.1	
E1 – E4	100	±0	5	7	19	45	24	±5	3.8	±0.1	
Air Force Officers	100	±1	1	4	15	55	25	±3	4.0	±0.1	

**9. How much do you agree or disagree with each of the following statements?****n. One of the problems with leaving the military would be the lack of available alternatives.**

1. Strongly disagree                      2. Disagree                      3. Neither agree nor disagree  
4. Agree                                      5. Strongly agree

	Percent Responding		Percentages					Max ME	Average Agreement		
			1	2	3	4	5				
<b>TOTAL</b>	100	±1	23	35	23	14	5	±2	2.4	±0.1	
<b>Army</b>	100	±1	26	35	23	12	5	±2	2.3	±0.1	
<b>Navy</b>	100	±1	20	34	24	17	5	±3	2.5	±0.1	
<b>Marine Corps</b>	100	±1	26	35	22	14	4	±3	2.4	±0.1	
<b>Air Force</b>	100	±1	22	34	23	15	6	±2	2.5	±0.1	
<b>PAYGRADE</b>											
<b>Enlisted</b>	100	±1	20	33	25	16	6	±2	2.5	±0.1	
<b>E1 – E4</b>	100	±1	21	32	25	16	7	±3	2.6	±0.1	
E1 – E3	100	±1	20	31	26	17	6	±4	2.6	±0.1	
E4	100	±1	22	32	24	16	7	±3	2.5	±0.1	
<b>E5 – E9</b>	100	±1	19	34	26	16	5	±2	2.5	±0.1	
E5 – E6	100	±1	19	33	26	17	5	±2	2.6	±0.1	
E7 – E9	100	±1	22	39	25	11	3	±2	2.3	±0.1	
<b>Officers</b>	100	±1	39	42	12	6	1	±2	1.9	±0.1	
<b>W1 – W5</b>	100	±1	33	42	18	5	2	±4	2.0	±0.1	
<b>O1 – O3</b>	100	±1	36	43	13	7	2	±2	2.0	±0.1	
<b>O4 – O6</b>	100	±1	44	41	9	4	1	±2	1.8	±0.1	
<b>DEPLOYMENT</b>											
<b>Deployed Past 12 Months</b>	100	±1	24	35	23	14	4	±2	2.4	±0.1	
<b>Not Deployed Past 12 Months</b>	100	±1	23	34	23	14	5	±2	2.4	±0.1	
<b>RACE/ETHNICITY</b>											
<b>Non-Hispanic White</b>	100	±1	26	36	21	13	4	±2	2.3	±0.1	
<b>Total Minority</b>	100	±1	19	32	27	16	6	±2	2.6	±0.1	
Non-Hispanic Black	100	±1	18	33	26	16	6	±3	2.6	±0.1	
Hispanic	100	±1	19	32	28	16	5	±3	2.6	±0.1	
<b>EXPERIENCED BEHAVIORS</b>											
<b>Experienced USC</b>	100	±1	28	31	20	15	5	±8	2.4	±0.2	
<b>Not Experienced USC</b>	100	±1	23	35	23	14	5	±2	2.4	±0.1	
<b>Experienced SH</b>	100	±1	28	32	20	15	5	±3	2.4	±0.1	
<b>Not Experienced SH</b>	100	±1	23	35	23	14	5	±2	2.4	±0.1	
<b>FEMALES</b>											
<b>Total</b>	100	±1	23	35	22	15	5	±2	2.4	±0.1	
<b>Army</b>	100	±1	25	35	21	14	5	±3	2.4	±0.1	
<b>Navy</b>	100	±1	21	36	22	16	4	±3	2.5	±0.1	
<b>Marine Corps</b>	100	±1	20	39	22	16	2	±8	2.4	±0.2	
<b>Air Force</b>	100	±1	23	35	22	15	5	±3	2.4	±0.1	
<b>Enlisted</b>	100	±1	19	34	25	17	5	±2	2.6	±0.1	
<b>E1 – E4</b>	100	±1	17	30	27	19	6	±3	2.7	±0.1	
<b>E5 – E9</b>	100	±1	20	37	23	15	4	±3	2.5	±0.1	
<b>Officers</b>	100	±1	44	42	9	5	1	±3	1.8	±0.1	
<b>O1 – O3</b>	100	±1	41	43	9	6	1	±4	1.8	±0.1	
<b>O4 – O6</b>	99	±1	51	39	8	3	0	±3	1.6	±0.1	

Note. Percent responding are Service members who answered the question.

9n. Continued	Percent Responding		Percentages					Max ME	Average Agreement		
			1	2	3	4	5				
<b>FEMALES (CONTINUED)</b>											
Experienced USC	99	±1	20	32	20	21	7	±8	2.6	±0.2	
Not Experienced USC	100	±1	24	36	22	14	4	±2	2.4	±0.1	
Experienced SH	100	±1	25	36	20	15	4	±3	2.4	±0.1	
Not Experienced SH	100	±1	22	35	23	15	5	±2	2.4	±0.1	
Deployed Past 12 Months	100	±1	25	35	23	13	4	±3	2.4	±0.1	
Not Deployed Past 12 Months	100	±1	23	36	21	15	5	±2	2.4	±0.1	
Army Enlisted	100	±1	21	34	24	16	6	±3	2.5	±0.1	
E1 – E4	100	±1	20	30	27	17	7	±5	2.6	±0.1	
Army Officers	99	±1	45	39	10	5	1	±4	1.8	±0.1	
Navy Enlisted	100	±1	16	34	25	19	5	±4	2.6	±0.1	
E1 – E4	100	±1	12	31	27	23	6	±6	2.8	±0.2	
Navy Officers	100	±1	48	43	6	3	0	±6	1.7	±0.1	
Marine Corps Enlisted	100	±1	18	38	24	17	2	±9	2.5	±0.2	
E1 – E4	100	±1	19	38	21	21	2	±14	2.5	±0.3	
Marine Corps Officers	100	±0	37	48	11	4	0	±9	1.8	±0.1	
Air Force Enlisted	100	±1	18	33	26	17	6	±3	2.6	±0.1	
E1 – E4	100	±1	16	28	30	19	7	±6	2.7	±0.2	
Air Force Officers	100	±1	41	44	9	5	1	±4	1.8	±0.1	
<b>MALES</b>											
Total	100	±1	23	34	23	14	5	±2	2.4	±0.1	
Army	100	±1	26	35	23	12	5	±3	2.3	±0.1	
Navy	100	±1	19	34	25	17	5	±3	2.5	±0.1	
Marine Corps	100	±1	26	34	22	14	4	±3	2.4	±0.1	
Air Force	100	±1	22	34	23	15	6	±2	2.5	±0.1	
Enlisted	100	±1	20	33	25	16	6	±2	2.5	±0.1	
E1 – E4	100	±1	22	32	24	16	7	±3	2.5	±0.1	
E5 – E9	100	±1	19	34	26	16	5	±2	2.5	±0.1	
Officers	100	±1	38	42	13	6	1	±2	1.9	±0.1	
O1 – O3	100	±1	34	43	14	7	2	±3	2.0	±0.1	
O4 – O6	100	±1	43	42	10	5	1	±2	1.8	±0.1	
Experienced USC	100	±0	33	31	21	12	3	±13	2.2	±0.3	
Not Experienced USC	100	±1	23	34	23	14	5	±2	2.4	±0.1	
Experienced SH	100	±1	31	29	21	14	5	±6	2.3	±0.2	
Not Experienced SH	100	±1	23	35	23	14	5	±2	2.4	±0.1	
Deployed Past 12 Months	100	±1	24	35	23	14	4	±2	2.4	±0.1	
Not Deployed Past 12 Months	100	±1	23	34	23	14	5	±2	2.4	±0.1	
Army Enlisted	100	±1	23	34	25	13	5	±3	2.4	±0.1	
E1 – E4	100	±1	26	34	23	11	6	±5	2.4	±0.2	
Army Officers	100	±1	41	40	12	5	1	±3	1.8	±0.1	
Navy Enlisted	100	±1	16	33	27	19	6	±3	2.7	±0.1	
E1 – E4	100	±1	15	31	28	19	7	±6	2.7	±0.2	
Navy Officers	100	±1	38	43	12	5	1	±3	1.9	±0.1	
Marine Corps Enlisted	100	±1	25	33	23	15	4	±3	2.4	±0.1	
E1 – E4	100	±1	27	32	21	16	4	±5	2.4	±0.2	
Marine Corps Officers	100	±1	33	48	11	7	1	±5	1.9	±0.1	
Air Force Enlisted	100	±1	18	32	26	17	7	±3	2.6	±0.1	
E1 – E4	100	±1	16	28	27	19	10	±5	2.8	±0.2	
Air Force Officers	100	±1	35	42	14	7	2	±3	2.0	±0.1	

**9. How much do you agree or disagree with each of the following statements?**

**o. I am committed to making the military my career.**

1. Strongly disagree  
4. Agree

2. Disagree  
5. Strongly agree

3. Neither agree nor disagree

	Percent Responding		Percentages					Max ME	Average Agreement		
			1	2	3	4	5				
<b>TOTAL</b>	100	±1	14	11	26	24	26	±1	3.4	±0.1	
<b>Army</b>	100	±1	16	12	26	23	23	±2	3.3	±0.1	
<b>Navy</b>	100	±1	13	11	26	24	26	±3	3.4	±0.1	
<b>Marine Corps</b>	100	±1	20	15	27	18	20	±3	3.0	±0.1	
<b>Air Force</b>	100	±1	8	8	25	28	31	±2	3.7	±0.1	
<b>PAYGRADE</b>											
<b>Enlisted</b>	100	±1	15	12	27	22	24	±2	3.3	±0.1	
<b>E1 – E4</b>	100	±1	26	17	34	12	11	±3	2.6	±0.1	
E1 – E3	100	±1	27	17	35	12	10	±4	2.6	±0.1	
E4	100	±1	25	17	33	13	12	±3	2.7	±0.1	
<b>E5 – E9</b>	100	±1	7	8	22	30	34	±2	3.8	±0.1	
E5 – E6	100	±1	9	10	26	27	28	±2	3.6	±0.1	
E7 – E9	100	±1	1	1	8	39	50	±2	4.4	±0.1	
<b>Officers</b>	100	±1	6	7	20	32	34	±2	3.8	±0.1	
<b>W1 – W5</b>	100	±1	3	3	16	39	39	±5	4.1	±0.1	
<b>O1 – O3</b>	100	±1	10	12	30	26	22	±2	3.4	±0.1	
<b>O4 – O6</b>	100	±1	1	2	9	39	49	±2	4.3	±0.1	
<b>DEPLOYMENT</b>											
<b>Deployed Past 12 Months</b>	100	±1	17	12	26	22	22	±2	3.2	±0.1	
<b>Not Deployed Past 12 Months</b>	100	±1	12	10	26	25	27	±2	3.5	±0.1	
<b>RACE/ETHNICITY</b>											
<b>Non-Hispanic White</b>	100	±1	14	12	25	24	26	±2	3.4	±0.1	
<b>Total Minority</b>	100	±1	13	9	28	24	25	±2	3.4	±0.1	
Non-Hispanic Black	99	±1	11	8	26	27	29	±3	3.5	±0.1	
Hispanic	100	±1	15	12	28	20	24	±3	3.3	±0.1	
<b>EXPERIENCED BEHAVIORS</b>											
<b>Experienced USC</b>	99	±1	31	15	24	16	14	±8	2.7	±0.3	
<b>Not Experienced USC</b>	100	±1	13	11	26	24	26	±2	3.4	±0.1	
<b>Experienced SH</b>	100	±1	22	15	27	20	15	±3	2.9	±0.1	
<b>Not Experienced SH</b>	100	±1	13	11	26	24	27	±2	3.4	±0.1	
<b>FEMALES</b>											
<b>Total</b>	100	±1	16	14	28	22	20	±2	3.2	±0.1	
<b>Army</b>	100	±1	18	15	29	22	16	±3	3.0	±0.1	
<b>Navy</b>	100	±1	16	15	31	19	19	±3	3.1	±0.1	
<b>Marine Corps</b>	100	±1	23	15	29	21	11	±9	2.8	±0.2	
<b>Air Force</b>	100	±1	13	11	26	25	25	±3	3.4	±0.1	
<b>Enlisted</b>	100	±1	17	14	29	21	19	±2	3.1	±0.1	
E1 – E4	100	±1	25	18	35	13	9	±3	2.6	±0.1	
E5 – E9	100	±1	10	10	25	28	27	±2	3.5	±0.1	
<b>Officers</b>	99	±1	11	14	24	28	24	±3	3.4	±0.1	
O1 – O3	99	±1	15	20	31	21	13	±4	3.0	±0.1	
O4 – O6	100	±1	3	4	11	40	42	±3	4.1	±0.1	

Note. Percent responding are Service members who answered the question.



90. Continued	Percent Responding		Percentages					Max ME	Average Agreement		
			1	2	3	4	5				
<b>FEMALES (CONTINUED)</b>											
Experienced USC	99	±1	27	18	28	14	12	±8	2.7	±0.2	
Not Experienced USC	100	±1	15	13	28	23	21	±2	3.2	±0.1	
Experienced SH	100	±1	23	16	30	19	13	±3	2.8	±0.1	
Not Experienced SH	100	±1	13	13	28	24	23	±2	3.3	±0.1	
Deployed Past 12 Months	100	±1	21	16	28	19	17	±3	3.0	±0.1	
Not Deployed Past 12 Months	100	±1	15	13	29	23	20	±2	3.2	±0.1	
Army Enlisted	100	±1	20	16	30	20	15	±3	2.9	±0.1	
E1 – E4	100	±1	30	20	33	10	7	±5	2.4	±0.1	
Army Officers	99	±1	13	13	26	29	21	±4	3.3	±0.1	
Navy Enlisted	100	±1	17	14	33	17	18	±4	3.1	±0.1	
E1 – E4	100	±1	21	18	40	12	8	±6	2.7	±0.2	
Navy Officers	99	±1	9	16	24	26	25	±6	3.4	±0.2	
Marine Corps Enlisted	100	±1	24	16	30	21	10	±10	2.8	±0.3	
E1 – E4	100	±1	31	17	32	17	2	±15	2.4	±0.4	
Marine Corps Officers	99	±2	13	15	23	28	21	±10	3.3	±0.2	
Air Force Enlisted	100	±1	14	11	26	25	24	±3	3.3	±0.1	
E1 – E4	99	±1	22	16	34	16	13	±5	2.8	±0.2	
Air Force Officers	100	±1	10	13	22	28	27	±4	3.5	±0.1	
<b>MALES</b>											
Total	100	±1	13	10	26	24	27	±2	3.4	±0.1	
Army	100	±1	15	11	26	23	24	±3	3.3	±0.1	
Navy	100	±1	12	10	25	25	27	±3	3.4	±0.1	
Marine Corps	100	±1	20	15	27	18	20	±3	3.0	±0.1	
Air Force	100	±1	7	7	25	28	33	±2	3.7	±0.1	
Enlisted	100	±1	15	11	27	23	25	±2	3.3	±0.1	
E1 – E4	100	±1	26	17	33	12	11	±3	2.7	±0.1	
E5 – E9	100	±1	6	7	22	30	35	±2	3.8	±0.1	
Officers	100	±1	5	6	20	33	36	±2	3.9	±0.1	
O1 – O3	100	±1	8	10	30	27	24	±2	3.5	±0.1	
O4 – O6	100	±1	1	2	8	38	50	±2	4.3	±0.1	
Experienced USC	99	±2	34	13	21	17	15	±12	2.7	±0.4	
Not Experienced USC	100	±1	13	10	25	25	27	±2	3.4	±0.1	
Experienced SH	100	±1	22	15	24	21	18	±6	3.0	±0.2	
Not Experienced SH	100	±1	13	10	26	24	27	±2	3.4	±0.1	
Deployed Past 12 Months	100	±1	16	12	26	23	23	±2	3.2	±0.1	
Not Deployed Past 12 Months	100	±1	11	10	25	25	29	±2	3.5	±0.1	
Army Enlisted	100	±1	17	12	27	21	23	±3	3.2	±0.1	
E1 – E4	99	±1	30	16	32	12	10	±5	2.6	±0.2	
Army Officers	100	±1	6	7	21	32	33	±2	3.8	±0.1	
Navy Enlisted	100	±1	14	11	27	24	24	±3	3.3	±0.1	
E1 – E4	100	±0	25	16	35	13	10	±6	2.7	±0.2	
Navy Officers	100	±1	5	6	17	32	39	±3	3.9	±0.1	
Marine Corps Enlisted	100	±1	22	15	28	16	19	±3	2.9	±0.1	
E1 – E4	100	±0	32	20	31	9	8	±5	2.4	±0.2	
Marine Corps Officers	100	±1	4	7	19	34	36	±5	3.9	±0.1	
Air Force Enlisted	100	±1	8	8	26	27	32	±3	3.7	±0.1	
E1 – E4	100	±1	16	15	35	16	18	±5	3.1	±0.2	
Air Force Officers	100	±1	3	5	20	34	38	±3	4.0	±0.1	

**9. Affective Commitment scale: Constructed from Q9a-b, Q9e, Q9h, Q9j, and Q9m. Affective Commitment can be defined as an emotional attachment to, an identification with, and an involvement in an organization.**

	Percent Responding		Mean	Max ME	Affective Commitment
<b>TOTAL</b>	100	±1	3.9	±0	
<b>Army</b>	100	±1	3.8	±0	
<b>Navy</b>	100	±1	3.8	±0	
<b>Marine Corps</b>	100	±1	3.9	±0	
<b>Air Force</b>	100	±1	4.0	±0	
<b>PAYGRADE</b>					
<b>Enlisted</b>	100	±1	3.8	±0	
<b>E1 – E4</b>	100	±1	3.6	±0	
E1 – E3	100	±1	3.6	±0	
E4	100	±1	3.6	±0	
<b>E5 – E9</b>	100	±1	4.0	±0	
E5 – E6	100	±1	3.9	±0	
E7 – E9	100	±1	4.2	±0	
<b>Officers</b>	100	±1	4.2	±0	
<b>W1 – W5</b>	100	±0	4.1	±0	
<b>O1 – O3</b>	100	±1	4.1	±0	
<b>O4 – O6</b>	100	±1	4.3	±0	
<b>DEPLOYMENT</b>					
<b>Deployed Past 12 Months</b>	100	±1	3.8	±0	
<b>Not Deployed Past 12 Months</b>	100	±1	3.9	±0	
<b>RACE/ETHNICITY</b>					
<b>Non-Hispanic White</b>	100	±1	3.9	±0	
<b>Total Minority</b>	100	±1	3.8	±0	
Non-Hispanic Black	100	±1	3.8	±0	
Hispanic	100	±1	3.8	±0	
<b>EXPERIENCED BEHAVIORS</b>					
<b>Experienced USC</b>	100	±1	3.4	±0	
<b>Not Experienced USC</b>	100	±1	3.9	±0	
<b>Experienced SH</b>	100	±1	3.5	±0	
<b>Not Experienced SH</b>	100	±1	3.9	±0	
<b>FEMALES</b>					
<b>Total</b>	100	±1	3.8	±0	
<b>Army</b>	100	±1	3.7	±0	
<b>Navy</b>	100	±0	3.7	±0	
<b>Marine Corps</b>	100	±0	3.7	±0	
<b>Air Force</b>	100	±1	3.9	±0	
<b>Enlisted</b>	100	±1	3.7	±0	
E1 – E4	100	±1	3.6	±0	
E5 – E9	100	±0	3.8	±0	
<b>Officers</b>	100	±1	4.0	±0	
O1 – O3	100	±1	3.9	±0	
O4 – O6	100	±1	4.1	±0	

Note. Percent responding are Service members who answered the question. The scale ranges from 1 to 5. Higher scores indicate stronger Affective Commitment. Cronbach's coefficient alpha = 0.89.

9. Continued	Percent Responding		Mean	Max ME	Affective Commitment
<b>FEMALES (CONTINUED)</b>					
Experienced USC	100	±0	3.5	±0	
Not Experienced USC	100	±1	3.8	±0	
Experienced SH	100	±1	3.6	±0	
Not Experienced SH	100	±1	3.9	±0	
Deployed Past 12 Months	100	±1	3.6	±0	
Not Deployed Past 12 Months	100	±1	3.8	±0	
Army Enlisted	100	±1	3.7	±0	
E1 – E4	100	±1	3.5	±0	
Army Officers	100	±1	3.9	±0	
Navy Enlisted	100	±0	3.6	±0	
E1 – E4	100	±0	3.6	±0	
Navy Officers	100	±0	3.9	±0	
Marine Corps Enlisted	100	±0	3.6	±0	
E1 – E4	100	±0	3.4	±0	
Marine Corps Officers	100	±0	4.0	±0	
Air Force Enlisted	100	±1	3.8	±0	
E1 – E4	100	±1	3.7	±0	
Air Force Officers	100	±1	4.0	±0	
<b>MALES</b>					
Total	100	±1	3.9	±0	
Army	100	±1	3.9	±0	
Navy	100	±1	3.8	±0	
Marine Corps	100	±1	3.9	±0	
Air Force	100	±1	4.0	±0	
Enlisted	100	±1	3.8	±0	
E1 – E4	100	±1	3.6	±0	
E5 – E9	100	±1	4.0	±0	
Officers	100	±1	4.2	±0	
O1 – O3	100	±1	4.1	±0	
O4 – O6	100	±0	4.3	±0	
Experienced USC	100	±1	3.4	±0	
Not Experienced USC	100	±1	3.9	±0	
Experienced SH	100	±1	3.5	±0	
Not Experienced SH	100	±1	3.9	±0	
Deployed Past 12 Months	100	±1	3.8	±0	
Not Deployed Past 12 Months	100	±1	3.9	±0	
Army Enlisted	100	±1	3.8	±0	
E1 – E4	100	±1	3.6	±0	
Army Officers	100	±1	4.1	±0	
Navy Enlisted	100	±1	3.7	±0	
E1 – E4	100	±1	3.5	±0	
Navy Officers	100	±1	4.2	±0	
Marine Corps Enlisted	100	±1	3.8	±0	
E1 – E4	100	±0	3.6	±0	
Marine Corps Officers	100	±0	4.3	±0	
Air Force Enlisted	100	±1	3.9	±0	
E1 – E4	100	±0	3.8	±0	
Air Force Officers	100	±0	4.2	±0	

**9. Continuance Commitment scale: Constructed from Q9c, Q9f, Q9i, Q9l, and Q9n. Continuance Commitment can be defined as an attachment based on the perceived costs associated with leaving an organization.**

	Percent Responding		Mean	Max ME	Continuance Commitment
<b>TOTAL</b>	100	±1	2.8	±0	
<b>Army</b>	100	±1	2.7	±0	
<b>Navy</b>	100	±0	2.8	±0	
<b>Marine Corps</b>	100	±1	2.7	±0	
<b>Air Force</b>	100	±0	2.9	±0	
<b>PAYGRADE</b>					
<b>Enlisted</b>	100	±1	2.8	±0	
<b>E1 – E4</b>	100	±1	2.7	±0	
E1 – E3	100	±0	2.8	±0	
E4	100	±1	2.7	±0	
<b>E5 – E9</b>	100	±1	2.9	±0	
E5 – E6	100	±1	2.9	±0	
E7 – E9	100	±1	2.8	±0	
<b>Officers</b>	100	±1	2.5	±0	
<b>W1 – W5</b>	100	±0	2.5	±0	
<b>O1 – O3</b>	100	±1	2.5	±0	
<b>O4 – O6</b>	100	±1	2.5	±0	
<b>DEPLOYMENT</b>					
<b>Deployed Past 12 Months</b>	100	±1	2.7	±0	
<b>Not Deployed Past 12 Months</b>	100	±0	2.8	±0	
<b>RACE/ETHNICITY</b>					
<b>Non-Hispanic White</b>	100	±0	2.7	±0	
<b>Total Minority</b>	100	±1	2.8	±0	
Non-Hispanic Black	100	±1	2.8	±0	
Hispanic	100	±1	2.8	±0	
<b>EXPERIENCED BEHAVIORS</b>					
<b>Experienced USC</b>	100	±0	2.6	±0	
<b>Not Experienced USC</b>	100	±1	2.8	±0	
<b>Experienced SH</b>	100	±1	2.7	±0	
<b>Not Experienced SH</b>	100	±1	2.8	±0	
<b>FEMALES</b>					
<b>Total</b>	100	±1	2.8	±0	
<b>Army</b>	100	±1	2.7	±0	
<b>Navy</b>	100	±0	2.8	±0	
<b>Marine Corps</b>	100	±0	2.7	±0	
<b>Air Force</b>	100	±1	2.9	±0	
<b>Enlisted</b>	100	±1	2.8	±0	
E1 – E4	100	±1	2.9	±0	
E5 – E9	100	±0	2.8	±0	
<b>Officers</b>	100	±1	2.4	±0	
O1 – O3	100	±1	2.4	±0	
O4 – O6	100	±1	2.4	±0	

Note. Percent responding are Service members who answered the question. The scale ranges from 1 to 5. Higher scores indicate stronger Continuance Commitment. Cronbach's coefficient alpha = 0.79.

9. Continued	Percent Responding		Mean	Max ME	Continuance Commitment
<b>FEMALES (CONTINUED)</b>					
Experienced USC	100	±0	2.8	±0	
Not Experienced USC	100	±1	2.8	±0	
Experienced SH	100	±1	2.7	±0	
Not Experienced SH	100	±1	2.8	±0	
Deployed Past 12 Months	100	±1	2.7	±0	
Not Deployed Past 12 Months	100	±1	2.8	±0	
Army Enlisted	100	±1	2.8	±0	
E1 – E4	100	±0	2.8	±0	
Army Officers	100	±1	2.4	±0	
Navy Enlisted	100	±0	2.9	±0	
E1 – E4	100	±0	2.9	±0	
Navy Officers	100	±0	2.3	±0	
Marine Corps Enlisted	100	±0	2.7	±0	
E1 – E4	100	±0	2.7	±0	
Marine Corps Officers	100	±0	2.5	±0	
Air Force Enlisted	100	±1	3.0	±0	
E1 – E4	100	±1	3.0	±0	
Air Force Officers	100	±1	2.5	±0	
<b>MALES</b>					
Total	100	±1	2.8	±0	
Army	100	±1	2.7	±0	
Navy	100	±0	2.8	±0	
Marine Corps	100	±1	2.7	±0	
Air Force	100	±0	2.9	±0	
Enlisted	100	±1	2.8	±0	
E1 – E4	100	±1	2.7	±0	
E5 – E9	100	±1	2.9	±0	
Officers	100	±1	2.5	±0	
O1 – O3	100	±1	2.6	±0	
O4 – O6	100	±0	2.5	±0	
Experienced USC	100	±0	2.5	±0	
Not Experienced USC	100	±1	2.8	±0	
Experienced SH	100	±1	2.6	±0	
Not Experienced SH	100	±1	2.8	±0	
Deployed Past 12 Months	100	±1	2.7	±0	
Not Deployed Past 12 Months	100	±1	2.8	±0	
Army Enlisted	100	±1	2.8	±0	
E1 – E4	100	±1	2.6	±0	
Army Officers	100	±0	2.5	±0	
Navy Enlisted	100	±0	2.9	±0	
E1 – E4	100	±0	2.8	±0	
Navy Officers	100	±1	2.5	±0	
Marine Corps Enlisted	100	±1	2.7	±0	
E1 – E4	100	±0	2.5	±0	
Marine Corps Officers	100	±0	2.6	±0	
Air Force Enlisted	100	±0	3.0	±0	
E1 – E4	100	±0	3.0	±0	
Air Force Officers	100	±1	2.6	±0	

**9. Normative Commitment scale: Constructed from Q9d, Q9g, and Q9k. Normative Commitment can be defined as a sense of obligation to remain in an organization.**

	Percent Responding		Mean	Max ME	Normative Commitment
<b>TOTAL</b>	100	±1	2.6	±0	
<b>Army</b>	100	±1	2.6	±0	
<b>Navy</b>	100	±0	2.6	±0	
<b>Marine Corps</b>	100	±1	2.5	±0	
<b>Air Force</b>	100	±1	2.6	±0	
<b>PAYGRADE</b>					
<b>Enlisted</b>	100	±1	2.6	±0	
<b>E1 – E4</b>	100	±1	2.5	±0	
E1 – E3	100	±0	2.6	±0	
E4	100	±1	2.4	±0	
<b>E5 – E9</b>	100	±1	2.7	±0	
E5 – E6	100	±1	2.6	±0	
E7 – E9	100	±1	2.7	±0	
<b>Officers</b>	100	±0	2.7	±0	
<b>W1 – W5</b>	100	±1	2.6	±0	
<b>O1 – O3</b>	100	±1	2.7	±0	
<b>O4 – O6</b>	100	±1	2.7	±0	
<b>DEPLOYMENT</b>					
<b>Deployed Past 12 Months</b>	100	±1	2.5	±0	
<b>Not Deployed Past 12 Months</b>	100	±1	2.6	±0	
<b>RACE/ETHNICITY</b>					
<b>Non-Hispanic White</b>	100	±1	2.6	±0	
<b>Total Minority</b>	100	±1	2.6	±0	
Non-Hispanic Black	100	±1	2.5	±0	
Hispanic	100	±1	2.6	±0	
<b>EXPERIENCED BEHAVIORS</b>					
<b>Experienced USC</b>	100	±1	2.4	±0	
<b>Not Experienced USC</b>	100	±1	2.6	±0	
<b>Experienced SH</b>	100	±1	2.4	±0	
<b>Not Experienced SH</b>	100	±1	2.6	±0	
<b>FEMALES</b>					
<b>Total</b>	100	±1	2.5	±0	
<b>Army</b>	100	±1	2.5	±0	
<b>Navy</b>	100	±1	2.5	±0	
<b>Marine Corps</b>	100	±0	2.4	±0	
<b>Air Force</b>	100	±1	2.5	±0	
<b>Enlisted</b>	100	±1	2.5	±0	
E1 – E4	100	±1	2.5	±0	
E5 – E9	100	±1	2.5	±0	
<b>Officers</b>	100	±1	2.6	±0	
O1 – O3	100	±1	2.5	±0	
O4 – O6	100	±1	2.6	±0	

Note. Percent responding are Service members who answered the question. The scale ranges from 1 to 5. Higher scores indicate stronger Normative Commitment. Cronbach's coefficient alpha = 0.79.

9. Continued	Percent Responding		Mean	Max ME	Normative Commitment
<b>FEMALES (CONTINUED)</b>					
Experienced USC	100	±0	2.4	±0	
Not Experienced USC	100	±1	2.5	±0	
Experienced SH	100	±1	2.4	±0	
Not Experienced SH	100	±1	2.6	±0	
Deployed Past 12 Months	100	±1	2.4	±0	
Not Deployed Past 12 Months	100	±1	2.5	±0	
Army Enlisted	100	±1	2.5	±0	
E1 – E4	100	±0	2.4	±0	
Army Officers	100	±1	2.6	±0	
Navy Enlisted	100	±1	2.5	±0	
E1 – E4	100	±0	2.5	±0	
Navy Officers	100	±0	2.5	±0	
Marine Corps Enlisted	100	±0	2.4	±0	
E1 – E4	100	±0	2.3	±0	
Marine Corps Officers	100	±0	2.6	±0	
Air Force Enlisted	100	±1	2.5	±0	
E1 – E4	100	±1	2.5	±0	
Air Force Officers	100	±1	2.6	±0	
<b>MALES</b>					
Total	100	±1	2.6	±0	
Army	100	±1	2.6	±0	
Navy	100	±0	2.6	±0	
Marine Corps	100	±1	2.5	±0	
Air Force	100	±1	2.6	±0	
Enlisted	100	±1	2.6	±0	
E1 – E4	100	±1	2.5	±0	
E5 – E9	100	±1	2.7	±0	
Officers	100	±0	2.7	±0	
O1 – O3	100	±1	2.7	±0	
O4 – O6	100	±0	2.7	±0	
Experienced USC	100	±1	2.5	±0	
Not Experienced USC	100	±1	2.6	±0	
Experienced SH	100	±1	2.4	±0	
Not Experienced SH	100	±1	2.6	±0	
Deployed Past 12 Months	100	±1	2.5	±0	
Not Deployed Past 12 Months	100	±1	2.7	±0	
Army Enlisted	100	±1	2.6	±0	
E1 – E4	100	±1	2.5	±0	
Army Officers	100	±0	2.8	±0	
Navy Enlisted	100	±0	2.6	±0	
E1 – E4	100	±0	2.5	±0	
Navy Officers	100	±0	2.6	±0	
Marine Corps Enlisted	100	±1	2.5	±0	
E1 – E4	100	±0	2.4	±0	
Marine Corps Officers	100	±0	2.8	±0	
Air Force Enlisted	100	±1	2.6	±0	
E1 – E4	100	±0	2.6	±0	
Air Force Officers	100	±1	2.7	±0	

**10. In the past 12 months, how many nights have you been away from your permanent duty station because of your military duties?**

1. 0 nights  
4. 90 - 179 nights

2. 1 - 29 nights  
5. 180 - 269 nights

3. 30 - 89 nights  
6. 270 - 365 nights

	Percent Responding		Percentages						Max ME	Average Nights Away		
			1	2	3	4	5	6				
<b>TOTAL</b>	100	±1	28	19	20	14	13	5	±1	73.8	±2.1	
<b>Army</b>	100	±1	19	17	25	13	14	12	±2	97.8	±4.6	
<b>Navy</b>	100	±1	34	17	16	15	16	2	±3	68.1	±3.7	
<b>Marine Corps</b>	100	±1	30	19	20	10	17	3	±3	70.1	±4.5	
<b>Air Force</b>	100	±1	34	23	19	18	6	0	±2	47.7	±2.1	
<b>PAYGRADE</b>												
<b>Enlisted</b>	100	±1	31	17	19	14	13	6	±2	73.8	±2.5	
<b>E1 – E4</b>	99	±1	36	16	17	13	13	6	±3	71.4	±4.4	
<b>E1 – E3</b>	100	±1	43	17	17	9	11	3	±4	53.7	±6.2	
<b>E4</b>	99	±1	30	15	18	15	15	8	±3	84.6	±6.0	
<b>E5 – E9</b>	100	±1	28	18	20	15	13	6	±2	75.7	±2.8	
<b>E5 – E6</b>	100	±1	29	16	20	15	13	6	±2	77.9	±3.5	
<b>E7 – E9</b>	100	±1	23	23	23	15	12	4	±2	68.6	±3.2	
<b>Officers</b>	100	±1	15	27	27	16	11	5	±2	73.7	±2.1	
<b>W1 – W5</b>	100	±1	13	16	22	17	18	13	±5	113.7	±10.9	
<b>O1 – O3</b>	100	±1	17	24	24	17	13	5	±2	78.4	±3.2	
<b>O4 – O6</b>	100	±1	11	34	31	14	8	2	±2	59.9	±2.2	
<b>DEPLOYMENT</b>												
<b>Deployed Past 12 Months</b>	99	±1	5	4	13	30	33	15	±2	160.5	±3.8	
<b>Not Deployed Past 12 Months</b>	100	±1	41	26	24	6	2	1	±2	27.3	±1.3	
<b>RACE/ETHNICITY</b>												
<b>Non-Hispanic White</b>	100	±1	26	19	21	16	13	5	±2	74.9	±2.5	
<b>Total Minority</b>	100	±1	32	18	19	12	12	6	±2	72.2	±3.6	
<b>Non-Hispanic Black</b>	99	±1	32	19	18	12	12	7	±3	70.8	±5.3	
<b>Hispanic</b>	100	±1	33	16	20	12	12	7	±4	73.2	±6.4	
<b>EXPERIENCED BEHAVIORS</b>												
<b>Experienced USC</b>	100	±0	28	15	20	16	15	7	±8	85.7	±15.2	
<b>Not Experienced USC</b>	100	±1	29	19	21	14	13	5	±1	72.6	±2.1	
<b>Experienced SH</b>	100	±1	29	17	20	15	13	6	±3	75.3	±6.1	
<b>Not Experienced SH</b>	100	±1	28	19	20	14	13	5	±2	73.6	±2.2	
<b>FEMALES</b>												
<b>Total</b>	100	±1	41	21	16	11	8	3	±2	50.9	±2.2	
<b>Army</b>	99	±1	31	20	21	10	10	8	±3	70.2	±4.5	
<b>Navy</b>	100	±1	46	18	13	10	12	1	±3	49.3	±4.3	
<b>Marine Corps</b>	100	±1	46	25	13	7	8	1	±9	37.2	±7.1	
<b>Air Force</b>	100	±1	45	23	15	13	4	0	±3	34.6	±2.6	
<b>Enlisted</b>	100	±1	44	19	15	11	8	3	±2	49.4	±2.6	
<b>E1 – E4</b>	100	±1	50	16	12	10	9	4	±3	49.6	±4.3	
<b>E5 – E9</b>	100	±1	40	21	17	11	7	3	±3	49.3	±3.0	
<b>Officers</b>	100	±1	23	31	21	12	9	3	±3	57.3	±3.9	
<b>O1 – O3</b>	100	±1	26	25	22	14	10	4	±4	64.0	±5.6	
<b>O4 – O6</b>	100	±1	20	44	21	8	5	2	±3	40.1	±3.5	

Note. Percent responding are Service members who answered the question.



10. Continued	Percent Responding		Percentages						Max ME	Average Nights Away		
			1	2	3	4	5	6				
<b>FEMALES (CONTINUED)</b>												
Experienced USC	100	±0	37	17	15	13	10	7	±8	67.0	±11.4	
Not Experienced USC	100	±1	41	21	16	11	8	3	±2	48.5	±2.2	
Experienced SH	100	±1	35	19	16	13	12	5	±3	65.8	±4.7	
Not Experienced SH	100	±1	43	22	16	10	6	2	±2	43.6	±2.4	
Deployed Past 12 Months	99	±1	5	4	13	35	31	12	±3	156.2	±4.9	
Not Deployed Past 12 Months	100	±1	52	26	17	4	1	0	±2	17.8	±1.1	
Army Enlisted	99	±1	34	19	20	10	9	8	±3	69.0	±5.2	
E1 – E4	99	±1	38	17	17	10	9	9	±4	70.3	±8.8	
Army Officers	100	±0	23	25	22	10	13	7	±4	75.3	±7.7	
Navy Enlisted	100	±1	50	14	12	10	12	2	±4	50.3	±4.9	
E1 – E4	100	±1	51	12	11	11	14	1	±6	52.7	±7.7	
Navy Officers	100	±1	28	35	18	10	9	0	±6	44.7	±7.7	
Marine Corps Enlisted	100	±1	49	24	12	6	8	1	±9	34.1	±7.6	
E1 – E4	100	±0	54	23	12	4	7	0	±14	27.2	±8.3	
Marine Corps Officers	100	±0	22	33	16	12	15	3	±11	64.5	±11.3	
Air Force Enlisted	100	±1	50	20	13	13	3	0	±4	31.9	±3.0	
E1 – E4	100	±1	61	15	8	11	4	0	±5	29.0	±4.7	
Air Force Officers	100	±1	21	35	24	15	4	1	±4	46.0	±4.8	
<b>MALES</b>												
Total	100	±1	26	18	21	15	14	6	±2	77.7	±2.4	
Army	100	±1	17	16	25	14	14	13	±3	102.3	±5.3	
Navy	100	±1	32	17	16	15	17	2	±3	71.3	±4.3	
Marine Corps	100	±1	28	19	21	11	18	3	±3	72.4	±4.8	
Air Force	100	±1	31	23	20	19	6	0	±2	51.0	±2.5	
Enlisted	100	±1	29	17	20	15	14	6	±2	77.9	±2.8	
E1 – E4	99	±1	33	16	18	13	14	6	±3	75.4	±5.1	
E5 – E9	100	±1	26	18	21	16	14	6	±2	79.8	±3.1	
Officers	100	±1	13	27	28	16	12	5	±2	76.7	±2.4	
O1 – O3	100	±1	15	24	25	17	13	6	±2	81.8	±3.7	
O4 – O6	100	±1	10	32	32	15	8	2	±2	62.9	±2.5	
Experienced USC	100	±0	21	13	22	18	18	7	±12	97.9	±23.5	
Not Experienced USC	100	±1	27	19	21	15	13	6	±2	76.4	±2.4	
Experienced SH	100	±0	24	15	23	17	14	7	±6	84.1	±10.8	
Not Experienced SH	100	±1	26	19	21	15	14	6	±2	77.3	±2.5	
Deployed Past 12 Months	99	±1	5	4	13	29	34	15	±2	160.9	±4.2	
Not Deployed Past 12 Months	100	±1	39	26	26	7	2	1	±2	29.2	±1.5	
Army Enlisted	100	±1	19	16	25	13	14	14	±3	103.0	±6.2	
E1 – E4	100	±1	22	15	26	11	13	13	±5	96.3	±11.0	
Army Officers	100	±1	12	21	27	15	14	11	±2	99.0	±4.9	
Navy Enlisted	100	±1	36	14	15	15	18	2	±3	71.8	±5.0	
E1 – E4	100	±1	38	13	13	16	19	2	±6	74.1	±10.2	
Navy Officers	100	±0	15	29	25	16	14	2	±3	68.5	±3.9	
Marine Corps Enlisted	99	±1	30	18	20	10	18	3	±4	71.6	±5.3	
E1 – E4	99	±1	35	18	17	8	19	3	±5	70.9	±7.8	
Marine Corps Officers	100	±0	12	26	28	14	17	4	±5	78.5	±7.5	
Air Force Enlisted	100	±1	36	20	18	19	7	0	±3	49.7	±3.1	
E1 – E4	99	±1	47	17	13	17	6	0	±5	42.0	±5.4	
Air Force Officers	100	±1	12	33	30	19	5	0	±3	55.7	±3.0	

**11. Have you ever been deployed longer than 30 consecutive days?**

1. Yes, but not in the past 12 months

2. Yes, in the past 12 months

3. No

	Percent Responding		Percentages			Max ME	Percentage Reporting Yes		
			1	2	3				
<b>TOTAL</b>	100	±1	37	35	28	±2	72.0	±1.0	
<b>Army</b>	100	±1	34	41	25	±3	75.0	±2.0	
<b>Navy</b>	100	±1	43	37	21	±3	79.0	±2.0	
<b>Marine Corps</b>	100	±0	32	34	33	±3	67.0	±3.0	
<b>Air Force</b>	100	±1	38	25	37	±2	63.0	±2.0	
<b>PAYGRADE</b>									
<b>Enlisted</b>	100	±1	35	36	29	±2	71.0	±2.0	
<b>E1 – E4</b>	100	±1	15	36	48	±3	52.0	±3.0	
E1 – E3	100	±1	6	28	66	±4	34.0	±4.0	
E4	100	±1	22	43	35	±3	65.0	±3.0	
<b>E5 – E9</b>	100	±1	51	36	14	±2	86.0	±1.0	
E5 – E6	100	±1	48	37	15	±2	85.0	±2.0	
E7 – E9	100	±1	60	31	10	±2	90.0	±2.0	
<b>Officers</b>	100	±1	45	30	25	±2	75.0	±2.0	
<b>W1 – W5</b>	100	±0	46	44	10	±4	90.0	±4.0	
<b>O1 – O3</b>	100	±1	33	33	34	±2	66.0	±2.0	
<b>O4 – O6</b>	100	±1	60	23	16	±2	84.0	±2.0	
<b>DEPLOYMENT</b>									
<b>Deployed Past 12 Months</b>	100	±0	0	100	0	±0	100.0	±0.0	
<b>Not Deployed Past 12 Months</b>	100	±1	57	0	43	±2	57.0	±2.0	
<b>RACE/ETHNICITY</b>									
<b>Non-Hispanic White</b>	100	±0	36	35	28	±2	72.0	±2.0	
<b>Total Minority</b>	100	±1	38	35	28	±2	72.0	±2.0	
Non-Hispanic Black	100	±1	42	33	25	±3	75.0	±3.0	
Hispanic	100	±1	34	36	29	±4	71.0	±3.0	
<b>EXPERIENCED BEHAVIORS</b>									
<b>Experienced USC</b>	100	±0	26	39	36	±8	64.0	±8.0	
<b>Not Experienced USC</b>	100	±1	37	35	28	±2	72.0	±1.0	
<b>Experienced SH</b>	100	±1	29	37	34	±4	66.0	±3.0	
<b>Not Experienced SH</b>	100	±1	38	35	27	±2	73.0	±2.0	
<b>FEMALES</b>									
<b>Total</b>	100	±1	32	24	45	±2	55.0	±2.0	
<b>Army</b>	100	±1	30	28	42	±3	58.0	±3.0	
<b>Navy</b>	100	±0	37	27	36	±3	64.0	±3.0	
<b>Marine Corps</b>	100	±1	22	19	59	±7	41.0	±7.0	
<b>Air Force</b>	100	±1	31	18	51	±3	49.0	±3.0	
<b>Enlisted</b>	100	±1	31	24	45	±2	55.0	±2.0	
E1 – E4	100	±1	13	26	61	±3	39.0	±3.0	
E5 – E9	100	±1	47	23	30	±3	70.0	±2.0	
<b>Officers</b>	100	±1	34	22	44	±3	56.0	±3.0	
O1 – O3	100	±1	26	27	47	±4	53.0	±4.0	
O4 – O6	100	±1	48	13	40	±3	60.0	±3.0	

Note. Percent responding are Service members who answered the question.

11. Continued	Percent Responding		Percentages			Max ME	Percentage Reporting Yes		
			1	2	3				
<b>FEMALES (CONTINUED)</b>									
Experienced USC	100	±0	21	33	46	±8	54.0	±8.0	
Not Experienced USC	100	±1	33	23	44	±2	56.0	±2.0	
Experienced SH	100	±1	27	31	42	±3	58.0	±3.0	
Not Experienced SH	100	±1	34	20	46	±2	54.0	±2.0	
Deployed Past 12 Months	100	±0	0	100	0	±0	100.0	±0.0	
Not Deployed Past 12 Months	100	±1	41	0	59	±2	41.0	±2.0	
Army Enlisted	100	±1	28	29	44	±3	56.0	±3.0	
E1 – E4	100	±1	10	32	58	±5	42.0	±5.0	
Army Officers	100	±0	38	27	34	±4	66.0	±4.0	
Navy Enlisted	100	±0	37	28	35	±4	65.0	±4.0	
E1 – E4	100	±0	19	30	51	±6	49.0	±6.0	
Navy Officers	100	±1	37	19	44	±6	56.0	±6.0	
Marine Corps Enlisted	100	±1	20	18	63	±8	37.0	±8.0	
E1 – E4	100	±0	7	15	78	±8	22.0	±8.0	
Marine Corps Officers	100	±0	41	28	31	±11	69.0	±11.0	
Air Force Enlisted	100	±1	32	19	50	±3	50.0	±3.0	
E1 – E4	100	±1	13	19	68	±5	32.0	±5.0	
Air Force Officers	100	±1	27	18	55	±4	45.0	±4.0	
<b>MALES</b>									
Total	100	±1	38	37	25	±2	75.0	±2.0	
Army	100	±1	34	44	22	±3	78.0	±3.0	
Navy	100	±1	43	38	18	±3	82.0	±3.0	
Marine Corps	100	±0	33	35	32	±3	68.0	±3.0	
Air Force	100	±1	40	26	34	±2	66.0	±2.0	
Enlisted	100	±1	36	38	26	±2	74.0	±2.0	
E1 – E4	100	±1	16	38	46	±3	54.0	±3.0	
E5 – E9	100	±1	51	38	11	±2	89.0	±2.0	
Officers	100	±1	47	32	21	±2	79.0	±2.0	
O1 – O3	100	±1	34	35	31	±2	69.0	±2.0	
O4 – O6	100	±1	62	25	13	±2	87.0	±2.0	
Experienced USC	100	±0	29	42	28	±12	72.0	±12.0	
Not Experienced USC	100	±1	38	36	25	±2	75.0	±2.0	
Experienced SH	100	±1	32	42	26	±6	74.0	±6.0	
Not Experienced SH	100	±1	38	37	25	±2	75.0	±2.0	
Deployed Past 12 Months	100	±0	0	100	0	±0	100.0	±0.0	
Not Deployed Past 12 Months	100	±1	60	0	40	±2	60.0	±2.0	
Army Enlisted	100	±1	32	45	23	±3	77.0	±3.0	
E1 – E4	100	±1	16	43	40	±6	60.0	±5.0	
Army Officers	100	±1	45	39	16	±3	84.0	±2.0	
Navy Enlisted	100	±1	41	40	19	±3	81.0	±3.0	
E1 – E4	100	±0	18	43	39	±6	61.0	±6.0	
Navy Officers	100	±1	55	31	14	±3	86.0	±3.0	
Marine Corps Enlisted	100	±0	31	36	33	±4	67.0	±4.0	
E1 – E4	100	±0	14	36	51	±5	49.0	±5.0	
Marine Corps Officers	100	±0	46	35	19	±5	81.0	±5.0	
Air Force Enlisted	100	±1	39	27	33	±3	67.0	±3.0	
E1 – E4	100	±1	14	25	60	±5	40.0	±5.0	
Air Force Officers	100	±1	43	22	35	±3	65.0	±3.0	

**12. Since September 11, 2001, how many times have you been deployed for any of the following operations?****a. Operation Noble Eagle**

0. 0 times

1. 1 time

2. 2 times

3. 3 or more times

	Percent Responding		Percentages				Max ME	Percentage Deployed		
			0	1	2	3				
<b>TOTAL</b>	70	±1	92	6	1	1	±1	8.0	±1.0	█
<b>Army</b>	63	±2	97	3	0	0	±1	3.0	±1.0	█
<b>Navy</b>	72	±2	86	11	2	1	±2	14.0	±2.0	█
<b>Marine Corps</b>	72	±3	98	1	0	0	±1	2.0	±1.0	█
<b>Air Force</b>	75	±2	91	6	2	2	±2	9.0	±2.0	█
<b>PAYGRADE</b>										
<b>Enlisted</b>	70	±2	93	6	1	1	±1	7.0	±1.0	█
<b>E1 – E4</b>	79	±2	98	1	0	0	±1	2.0	±1.0	█
E1 – E3	89	±3	99	0	0	0	±2	1.0	±2.0	█
E4	71	±3	97	2	1	0	±2	3.0	±2.0	█
<b>E5 – E9</b>	63	±2	87	10	2	1	±2	13.0	±2.0	█
E5 – E6	63	±2	88	9	2	1	±2	12.0	±2.0	█
E7 – E9	64	±2	87	11	1	1	±2	13.0	±2.0	█
<b>Officers</b>	69	±1	91	7	1	1	±2	9.0	±2.0	█
<b>W1 – W5</b>	55	±4	90	8	1	1	±3	10.0	±3.0	█
<b>O1 – O3</b>	70	±2	93	6	1	1	±2	7.0	±2.0	█
<b>O4 – O6</b>	69	±2	88	9	1	2	±2	12.0	±2.0	█
<b>DEPLOYMENT</b>										
<b>Deployed Past 12 Months</b>	53	±2	89	8	2	1	±2	11.0	±2.0	█
<b>Not Deployed Past 12 Months</b>	79	±1	94	5	1	1	±1	6.0	±1.0	█
<b>RACE/ETHNICITY</b>										
<b>Non-Hispanic White</b>	70	±2	93	6	1	1	±1	7.0	±1.0	█
<b>Total Minority</b>	69	±2	92	6	1	1	±2	8.0	±2.0	█
Non-Hispanic Black	69	±3	92	6	1	0	±2	8.0	±2.0	█
Hispanic	68	±3	92	6	1	1	±3	8.0	±3.0	█
<b>EXPERIENCED BEHAVIORS</b>										
<b>Experienced USC</b>	72	±7	93	6	0	1	±6	7.0	±6.0	█
<b>Not Experienced USC</b>	70	±1	92	6	1	1	±1	8.0	±1.0	█
<b>Experienced SH</b>	72	±3	93	5	1	1	±3	7.0	±3.0	█
<b>Not Experienced SH</b>	69	±1	92	6	1	1	±1	8.0	±1.0	█
<b>FEMALES</b>										
<b>Total</b>	78	±2	97	3	0	0	±1	3.0	±1.0	█
<b>Army</b>	74	±2	98	2	0	0	±1	2.0	±1.0	█
<b>Navy</b>	80	±3	94	4	1	0	±2	6.0	±2.0	█
<b>Marine Corps</b>	81	±5	100	0	0	0	±1	0.0	±1.0	█
<b>Air Force</b>	81	±2	96	3	0	1	±2	4.0	±2.0	█
<b>Enlisted</b>	79	±2	97	3	0	0	±1	3.0	±1.0	█
E1 – E4	84	±2	99	1	0	0	±1	1.0	±1.0	█
E5 – E9	74	±2	94	5	0	1	±2	6.0	±2.0	█
<b>Officers</b>	77	±2	96	3	0	0	±2	4.0	±2.0	█
O1 – O3	76	±3	96	3	0	1	±2	4.0	±2.0	█
O4 – O6	79	±3	97	2	0	0	±2	3.0	±2.0	█

Note. Percent responding are Service members who answered the question.

12a. Continued	Percent Responding		Percentages				Max ME	Percentage Deployed		
			0	1	2	3				
<b>FEMALES (CONTINUED)</b>										
Experienced USC	75	±7	96	3	0	1	±4	4.0	±4.0	
Not Experienced USC	78	±2	97	3	0	0	±1	3.0	±1.0	
Experienced SH	76	±3	97	3	0	0	±2	3.0	±2.0	
Not Experienced SH	80	±2	97	3	0	0	±1	3.0	±1.0	
Deployed Past 12 Months	55	±3	92	6	1	0	±3	8.0	±3.0	
Not Deployed Past 12 Months	86	±1	97	2	0	0	±1	3.0	±1.0	
Army Enlisted	76	±3	98	2	0	0	±2	2.0	±2.0	
E1 – E4	81	±4	99	0	0	0	±2	1.0	±2.0	
Army Officers	66	±4	97	2	0	0	±2	3.0	±2.0	
Navy Enlisted	79	±3	94	5	1	1	±2	6.0	±2.0	
E1 – E4	84	±4	97	2	0	0	±3	3.0	±3.0	
Navy Officers	83	±4	95	4	1	0	±3	5.0	±3.0	
Marine Corps Enlisted	82	±5	100	0	0	0	±1	0.0	±1.0	
E1 – E4	89	±5	100	0	0	0	±0	0.0	±0.0	
Marine Corps Officers	73	±6	99	1	0	0	±2	1.0	±2.0	
Air Force Enlisted	81	±3	96	3	0	0	±2	4.0	±2.0	
E1 – E4	86	±3	99	1	0	0	±3	1.0	±3.0	
Air Force Officers	83	±3	97	2	0	1	±2	3.0	±2.0	
<b>MALES</b>										
Total	68	±2	92	6	1	1	±1	8.0	±1.0	
Army	61	±3	96	3	0	0	±2	4.0	±2.0	
Navy	71	±3	84	12	2	1	±2	16.0	±2.0	
Marine Corps	71	±3	98	1	0	0	±1	2.0	±1.0	
Air Force	73	±2	89	7	2	2	±2	11.0	±2.0	
Enlisted	68	±2	92	6	1	1	±1	8.0	±1.0	
E1 – E4	78	±3	98	1	0	0	±1	2.0	±1.0	
E5 – E9	61	±2	86	11	2	1	±2	14.0	±2.0	
Officers	67	±2	89	8	1	2	±2	11.0	±2.0	
O1 – O3	68	±2	92	6	1	1	±2	8.0	±2.0	
O4 – O6	68	±2	87	10	2	2	±3	13.0	±3.0	
Experienced USC	70	±11	90	7	0	2	±11	10.0	±10.0	
Not Experienced USC	68	±2	92	6	1	1	±1	8.0	±1.0	
Experienced SH	69	±5	90	7	2	1	±5	10.0	±5.0	
Not Experienced SH	68	±2	92	6	1	1	±1	8.0	±1.0	
Deployed Past 12 Months	52	±2	89	8	2	1	±2	11.0	±2.0	
Not Deployed Past 12 Months	77	±2	93	6	1	1	±1	7.0	±1.0	
Army Enlisted	62	±3	97	3	0	0	±2	3.0	±2.0	
E1 – E4	72	±5	99	1	0	0	±2	1.0	±2.0	
Army Officers	59	±2	94	5	1	1	±3	6.0	±3.0	
Navy Enlisted	71	±3	85	12	2	1	±3	15.0	±3.0	
E1 – E4	81	±5	97	3	1	0	±4	3.0	±4.0	
Navy Officers	70	±3	83	14	2	1	±4	17.0	±4.0	
Marine Corps Enlisted	72	±3	99	1	0	0	±1	1.0	±1.0	
E1 – E4	80	±4	100	0	0	0	±0	0.0	±0.0	
Marine Corps Officers	62	±5	94	6	0	0	±3	6.0	±3.0	
Air Force Enlisted	72	±2	89	7	2	2	±2	11.0	±2.0	
E1 – E4	81	±4	97	2	1	0	±3	3.0	±3.0	
Air Force Officers	77	±2	89	7	2	3	±2	11.0	±2.0	

**12. Since September 11, 2001, how many times have you been deployed for any of the following operations?****b. Operation Enduring Freedom**

0. 0 times

1. 1 time

2. 2 times

3. 3 or more times

	Percent Responding		Percentages				Max ME	Percentage Deployed		
			0	1	2	3				
<b>TOTAL</b>	83	±1	64	27	6	3	±1	36.0	±1.0	
<b>Army</b>	76	±2	70	26	3	1	±2	30.0	±2.0	
<b>Navy</b>	89	±2	52	35	10	3	±3	48.0	±3.0	
<b>Marine Corps</b>	81	±2	78	19	3	0	±3	22.0	±3.0	
<b>Air Force</b>	90	±1	62	26	8	5	±2	38.0	±2.0	
<b>PAYGRADE</b>										
<b>Enlisted</b>	84	±1	63	28	7	2	±2	37.0	±2.0	
<b>E1 – E4</b>	86	±2	81	16	3	0	±2	19.0	±2.0	
E1 – E3	91	±3	92	7	1	0	±3	8.0	±3.0	
E4	82	±3	72	23	4	1	±3	28.0	±3.0	
<b>E5 – E9</b>	82	±2	49	37	10	4	±2	51.0	±2.0	
E5 – E6	82	±2	48	38	10	4	±2	52.0	±2.0	
E7 – E9	82	±2	53	35	9	3	±3	47.0	±3.0	
<b>Officers</b>	81	±1	65	26	5	3	±2	35.0	±2.0	
<b>W1 – W5</b>	73	±4	53	37	7	4	±5	47.0	±5.0	
<b>O1 – O3</b>	82	±2	68	24	5	3	±2	32.0	±2.0	
<b>O4 – O6</b>	81	±2	64	28	5	3	±2	36.0	±2.0	
<b>DEPLOYMENT</b>										
<b>Deployed Past 12 Months</b>	73	±2	44	41	11	5	±3	56.0	±3.0	
<b>Not Deployed Past 12 Months</b>	89	±1	73	22	4	2	±2	27.0	±2.0	
<b>RACE/ETHNICITY</b>										
<b>Non-Hispanic White</b>	83	±1	65	26	6	3	±2	35.0	±2.0	
<b>Total Minority</b>	83	±2	62	29	7	3	±2	38.0	±2.0	
Non-Hispanic Black	85	±2	59	31	7	3	±3	41.0	±3.0	
Hispanic	82	±3	64	28	6	2	±4	36.0	±4.0	
<b>EXPERIENCED BEHAVIORS</b>										
<b>Experienced USC</b>	83	±6	68	26	4	2	±8	32.0	±8.0	
<b>Not Experienced USC</b>	84	±1	64	27	6	3	±2	36.0	±2.0	
<b>Experienced SH</b>	84	±3	67	27	4	2	±4	33.0	±4.0	
<b>Not Experienced SH</b>	83	±1	63	27	7	3	±2	37.0	±2.0	
<b>FEMALES</b>										
<b>Total</b>	89	±1	73	22	3	1	±2	27.0	±2.0	
<b>Army</b>	83	±2	79	20	1	0	±3	21.0	±3.0	
<b>Navy</b>	91	±2	65	27	7	2	±3	35.0	±3.0	
<b>Marine Corps</b>	86	±4	90	9	0	0	±4	10.0	±4.0	
<b>Air Force</b>	92	±2	71	24	3	2	±3	29.0	±3.0	
<b>Enlisted</b>	89	±1	72	23	3	1	±2	28.0	±2.0	
<b>E1 – E4</b>	90	±2	83	15	1	0	±3	17.0	±3.0	
<b>E5 – E9</b>	88	±2	62	31	5	2	±3	38.0	±3.0	
<b>Officers</b>	85	±2	78	19	3	1	±3	22.0	±3.0	
<b>O1 – O3</b>	85	±3	76	20	3	1	±4	24.0	±4.0	
<b>O4 – O6</b>	86	±2	81	15	2	1	±3	19.0	±3.0	

Note. Percent responding are Service members who answered the question.

12b. Continued	Percent Responding		Percentages				Max ME	Percentage Deployed		
			0	1	2	3				
<b>FEMALES (CONTINUED)</b>										
Experienced USC	86	±4	74	23	2	1	±8	26.0	±8.0	
Not Experienced USC	89	±1	73	23	3	1	±2	27.0	±2.0	
Experienced SH	86	±2	72	24	3	1	±3	28.0	±3.0	
Not Experienced SH	90	±1	74	22	3	1	±2	26.0	±2.0	
Deployed Past 12 Months	75	±3	41	48	8	3	±4	59.0	±4.0	
Not Deployed Past 12 Months	93	±1	81	16	2	1	±2	19.0	±2.0	
Army Enlisted	85	±2	79	20	1	0	±3	21.0	±3.0	
E1 – E4	87	±3	86	13	1	0	±5	14.0	±5.0	
Army Officers	76	±4	77	21	1	0	±4	23.0	±4.0	
Navy Enlisted	91	±2	62	28	8	2	±4	38.0	±4.0	
E1 – E4	90	±3	76	19	4	1	±5	24.0	±5.0	
Navy Officers	91	±3	76	20	4	0	±6	24.0	±6.0	
Marine Corps Enlisted	87	±5	91	9	0	0	±4	9.0	±4.0	
E1 – E4	90	±5	96	4	0	0	±5	4.0	±5.0	
Marine Corps Officers	80	±5	85	14	1	0	±5	15.0	±5.0	
Air Force Enlisted	93	±2	70	26	3	2	±3	30.0	±3.0	
E1 – E4	95	±2	81	18	1	1	±4	19.0	±4.0	
Air Force Officers	91	±3	78	16	3	3	±4	22.0	±4.0	
<b>MALES</b>										
Total	83	±1	62	28	7	3	±2	38.0	±2.0	
Army	74	±2	68	27	4	1	±3	32.0	±3.0	
Navy	89	±2	50	36	11	3	±3	50.0	±3.0	
Marine Corps	80	±2	77	20	3	0	±3	23.0	±3.0	
Air Force	89	±2	59	26	9	6	±2	41.0	±2.0	
Enlisted	83	±1	62	28	7	3	±2	38.0	±2.0	
E1 – E4	85	±2	81	16	3	0	±3	19.0	±3.0	
E5 – E9	81	±2	47	38	11	4	±2	53.0	±2.0	
Officers	80	±1	63	28	6	4	±2	37.0	±2.0	
O1 – O3	81	±2	66	25	6	4	±3	34.0	±3.0	
O4 – O6	81	±2	61	30	6	4	±2	39.0	±2.0	
Experienced USC	80	±10	63	29	5	3	±12	37.0	±12.0	
Not Experienced USC	83	±1	62	28	7	3	±2	38.0	±2.0	
Experienced SH	83	±4	63	30	4	3	±6	37.0	±6.0	
Not Experienced SH	83	±1	62	28	7	3	±2	38.0	±2.0	
Deployed Past 12 Months	72	±2	44	40	11	5	±3	56.0	±3.0	
Not Deployed Past 12 Months	89	±1	71	23	5	2	±2	29.0	±2.0	
Army Enlisted	75	±3	69	26	4	1	±3	31.0	±3.0	
E1 – E4	79	±4	84	14	2	0	±5	16.0	±5.0	
Army Officers	71	±2	67	27	3	2	±3	33.0	±3.0	
Navy Enlisted	90	±2	49	37	11	3	±3	51.0	±3.0	
E1 – E4	91	±4	73	22	5	0	±6	27.0	±6.0	
Navy Officers	86	±2	52	35	10	3	±3	48.0	±3.0	
Marine Corps Enlisted	81	±3	78	20	3	0	±3	22.0	±3.0	
E1 – E4	84	±3	89	9	1	0	±3	11.0	±3.0	
Marine Corps Officers	75	±4	70	26	3	1	±5	30.0	±5.0	
Air Force Enlisted	89	±2	58	27	10	5	±3	42.0	±3.0	
E1 – E4	92	±3	76	19	4	1	±4	24.0	±4.0	
Air Force Officers	89	±2	64	23	6	7	±3	36.0	±3.0	

**12. Since September 11, 2001, how many times have you been deployed for any of the following operations?****c. Operation Iraqi Freedom**

0. 0 times

1. 1 time

2. 2 times

3. 3 or more times

	Percent Responding		Percentages				Max ME	Percentage Deployed		
			0	1	2	3				
<b>TOTAL</b>	91	±1	51	37	10	2	±2	49.0	±2.0	
<b>Army</b>	93	±1	41	46	12	1	±3	59.0	±2.0	
<b>Navy</b>	88	±2	52	38	8	3	±3	48.0	±3.0	
<b>Marine Corps</b>	95	±1	55	32	12	2	±3	45.0	±3.0	
<b>Air Force</b>	90	±1	62	27	6	4	±2	38.0	±2.0	
<b>PAYGRADE</b>										
<b>Enlisted</b>	91	±1	51	38	10	2	±2	49.0	±2.0	
<b>E1 – E4</b>	95	±1	64	30	6	1	±3	36.0	±3.0	
E1 – E3	97	±2	80	19	1	0	±4	20.0	±4.0	
E4	93	±2	51	39	9	1	±3	49.0	±3.0	
<b>E5 – E9</b>	89	±1	40	44	13	3	±2	60.0	±2.0	
E5 – E6	89	±2	39	45	13	4	±2	61.0	±2.0	
E7 – E9	87	±2	45	40	12	3	±3	55.0	±2.0	
<b>Officers</b>	90	±1	52	35	10	4	±2	48.0	±2.0	
W1 – W5	91	±2	31	46	20	4	±5	69.0	±5.0	
O1 – O3	91	±1	54	34	9	3	±2	46.0	±2.0	
O4 – O6	88	±1	54	34	8	4	±2	46.0	±2.0	
<b>DEPLOYMENT</b>										
<b>Deployed Past 12 Months</b>	89	±2	20	56	20	5	±2	80.0	±2.0	
<b>Not Deployed Past 12 Months</b>	92	±1	67	27	4	1	±2	33.0	±2.0	
<b>RACE/ETHNICITY</b>										
<b>Non-Hispanic White</b>	91	±1	52	36	10	3	±2	48.0	±2.0	
<b>Total Minority</b>	91	±1	50	38	9	2	±2	50.0	±2.0	
Non-Hispanic Black	89	±2	50	38	9	2	±3	50.0	±3.0	
Hispanic	92	±2	48	41	9	2	±4	52.0	±4.0	
<b>EXPERIENCED BEHAVIORS</b>										
<b>Experienced USC</b>	92	±4	56	34	7	3	±8	44.0	±8.0	
<b>Not Experienced USC</b>	91	±1	51	37	9	2	±2	49.0	±2.0	
<b>Experienced SH</b>	90	±2	55	35	8	2	±4	45.0	±4.0	
<b>Not Experienced SH</b>	91	±1	51	37	10	2	±2	49.0	±2.0	
<b>FEMALES</b>										
<b>Total</b>	92	±1	66	28	5	1	±2	34.0	±2.0	
<b>Army</b>	93	±2	59	34	7	0	±3	41.0	±3.0	
<b>Navy</b>	92	±2	65	28	6	1	±3	35.0	±3.0	
<b>Marine Corps</b>	95	±3	75	22	3	0	±6	25.0	±6.0	
<b>Air Force</b>	92	±2	74	22	3	2	±3	26.0	±3.0	
<b>Enlisted</b>	92	±1	66	28	5	1	±2	34.0	±2.0	
<b>E1 – E4</b>	95	±2	75	21	4	0	±3	25.0	±3.0	
<b>E5 – E9</b>	90	±2	59	33	7	1	±3	41.0	±3.0	
<b>Officers</b>	93	±2	66	28	5	1	±3	34.0	±3.0	
<b>O1 – O3</b>	93	±2	64	29	6	2	±4	36.0	±4.0	
<b>O4 – O6</b>	92	±2	74	22	3	1	±3	26.0	±3.0	

Note. Percent responding are Service members who answered the question.



12c. Continued	Percent Responding		Percentages				Max ME	Percentage Deployed		
			0	1	2	3				
<b>FEMALES (CONTINUED)</b>										
Experienced USC	89	±6	65	29	4	1	±7	35.0	±7.0	
Not Experienced USC	93	±1	67	27	5	1	±2	33.0	±2.0	
Experienced SH	91	±2	62	30	7	1	±3	38.0	±3.0	
Not Experienced SH	93	±1	68	26	4	1	±2	32.0	±2.0	
Deployed Past 12 Months	87	±3	23	58	17	3	±3	77.0	±3.0	
Not Deployed Past 12 Months	94	±1	79	19	2	0	±2	21.0	±2.0	
Army Enlisted	93	±2	60	32	7	0	±3	40.0	±3.0	
E1 – E4	94	±3	69	27	5	0	±5	31.0	±5.0	
Army Officers	91	±3	55	39	6	1	±4	45.0	±4.0	
Navy Enlisted	91	±2	63	29	7	1	±4	37.0	±4.0	
E1 – E4	93	±3	74	21	5	0	±5	26.0	±5.0	
Navy Officers	94	±2	73	22	5	0	±6	27.0	±6.0	
Marine Corps Enlisted	95	±3	77	20	3	0	±6	23.0	±6.0	
E1 – E4	96	±4	86	13	1	0	±6	14.0	±6.0	
Marine Corps Officers	96	±3	54	35	10	1	±8	46.0	±8.0	
Air Force Enlisted	91	±2	74	23	2	1	±3	26.0	±3.0	
E1 – E4	96	±2	79	18	2	0	±4	21.0	±4.0	
Air Force Officers	94	±2	74	20	3	3	±4	26.0	±4.0	
<b>MALES</b>										
Total	91	±1	48	39	10	3	±2	52.0	±2.0	
Army	93	±2	39	48	13	1	±3	61.0	±3.0	
Navy	87	±2	49	39	9	3	±3	51.0	±3.0	
Marine Corps	95	±2	53	32	12	2	±3	47.0	±3.0	
Air Force	90	±2	59	28	7	5	±2	41.0	±2.0	
Enlisted	91	±1	48	39	10	2	±2	52.0	±2.0	
E1 – E4	95	±2	62	32	6	1	±3	38.0	±3.0	
E5 – E9	88	±1	37	45	14	4	±2	63.0	±2.0	
Officers	89	±1	50	36	10	4	±2	50.0	±2.0	
O1 – O3	90	±2	52	35	10	4	±3	48.0	±3.0	
O4 – O6	88	±2	51	35	9	4	±2	49.0	±2.0	
Experienced USC	93	±6	51	36	9	4	±13	49.0	±12.0	
Not Experienced USC	91	±1	49	39	10	3	±2	51.0	±2.0	
Experienced SH	90	±4	49	39	8	4	±6	51.0	±6.0	
Not Experienced SH	91	±1	48	39	10	3	±2	52.0	±2.0	
Deployed Past 12 Months	90	±2	19	56	20	5	±3	81.0	±2.0	
Not Deployed Past 12 Months	92	±1	65	29	5	1	±2	35.0	±2.0	
Army Enlisted	93	±2	39	48	13	1	±3	61.0	±3.0	
E1 – E4	96	±3	50	42	7	0	±6	50.0	±5.0	
Army Officers	90	±2	39	45	13	3	±3	61.0	±3.0	
Navy Enlisted	87	±2	49	40	8	3	±3	51.0	±3.0	
E1 – E4	92	±3	66	29	4	1	±6	34.0	±6.0	
Navy Officers	86	±2	51	37	10	2	±3	49.0	±3.0	
Marine Corps Enlisted	95	±2	55	32	12	2	±3	45.0	±3.0	
E1 – E4	96	±2	67	25	7	0	±5	33.0	±5.0	
Marine Corps Officers	92	±3	41	37	18	4	±5	59.0	±5.0	
Air Force Enlisted	90	±2	58	30	8	5	±3	42.0	±3.0	
E1 – E4	95	±2	72	22	4	2	±4	28.0	±4.0	
Air Force Officers	90	±2	64	24	6	6	±3	36.0	±3.0	

**12. Since September 11, 2001, how many times have you been deployed for any of the following operations?****d. Other**

0. 0 times

1. 1 time

2. 2 times

3. 3 or more times

	Percent Responding		Percentages				Max ME	Percentage Deployed		
			0	1	2	3				
<b>TOTAL</b>	74	±1	70	18	6	7	±2	30.0	±2.0	
<b>Army</b>	68	±2	73	19	5	3	±3	27.0	±3.0	
<b>Navy</b>	76	±2	59	21	8	13	±3	41.0	±3.0	
<b>Marine Corps</b>	78	±2	70	19	5	5	±3	30.0	±3.0	
<b>Air Force</b>	77	±2	76	14	5	5	±2	24.0	±2.0	
<b>PAYGRADE</b>										
<b>Enlisted</b>	74	±2	70	18	6	7	±2	30.0	±2.0	
<b>E1 – E4</b>	80	±2	84	11	2	3	±2	16.0	±2.0	
E1 – E3	89	±3	90	7	1	2	±3	10.0	±3.0	
E4	74	±3	79	14	3	4	±3	21.0	±3.0	
<b>E5 – E9</b>	69	±2	57	24	9	10	±2	43.0	±2.0	
E5 – E6	68	±2	57	25	9	9	±3	43.0	±3.0	
E7 – E9	70	±2	57	22	8	13	±3	43.0	±3.0	
<b>Officers</b>	73	±1	69	19	5	6	±2	31.0	±2.0	
<b>W1 – W5</b>	64	±4	57	27	7	10	±5	43.0	±5.0	
<b>O1 – O3</b>	75	±2	73	18	5	5	±2	27.0	±2.0	
<b>O4 – O6</b>	73	±2	66	20	6	8	±2	34.0	±2.0	
<b>DEPLOYMENT</b>										
<b>Deployed Past 12 Months</b>	61	±2	45	33	10	11	±3	55.0	±3.0	
<b>Not Deployed Past 12 Months</b>	81	±1	80	12	4	5	±2	20.0	±2.0	
<b>RACE/ETHNICITY</b>										
<b>Non-Hispanic White</b>	75	±2	70	18	5	7	±2	30.0	±2.0	
<b>Total Minority</b>	72	±2	70	18	6	7	±2	30.0	±2.0	
Non-Hispanic Black	70	±3	69	19	5	6	±3	31.0	±3.0	
Hispanic	71	±3	70	18	6	7	±4	30.0	±4.0	
<b>EXPERIENCED BEHAVIORS</b>										
<b>Experienced USC</b>	77	±7	68	21	5	7	±9	32.0	±9.0	
<b>Not Experienced USC</b>	74	±1	70	18	6	7	±2	30.0	±2.0	
<b>Experienced SH</b>	76	±3	73	16	5	6	±4	27.0	±4.0	
<b>Not Experienced SH</b>	73	±1	69	18	6	7	±2	31.0	±2.0	
<b>FEMALES</b>										
<b>Total</b>	80	±2	83	12	3	2	±2	17.0	±2.0	
<b>Army</b>	75	±2	86	11	2	1	±3	14.0	±3.0	
<b>Navy</b>	82	±3	73	18	4	4	±3	27.0	±3.0	
<b>Marine Corps</b>	84	±4	87	8	2	2	±4	13.0	±4.0	
<b>Air Force</b>	82	±2	88	9	2	1	±2	12.0	±2.0	
<b>Enlisted</b>	80	±2	84	12	3	2	±2	16.0	±2.0	
E1 – E4	85	±2	90	8	1	1	±3	10.0	±3.0	
E5 – E9	75	±2	77	16	4	3	±3	23.0	±3.0	
<b>Officers</b>	80	±2	82	13	3	2	±3	18.0	±3.0	
O1 – O3	79	±3	83	12	3	1	±3	17.0	±3.0	
O4 – O6	83	±3	81	13	3	2	±3	19.0	±3.0	

Note. Percent responding are Service members who answered the question.

12d. Continued	Percent Responding		Percentages				Max ME	Percentage Deployed		
			0	1	2	3				
<b>FEMALES (CONTINUED)</b>										
Experienced USC	75	±7	85	10	2	3	±5	15.0	±5.0	
Not Experienced USC	80	±2	83	12	3	2	±2	17.0	±2.0	
Experienced SH	78	±3	81	13	3	3	±3	19.0	±3.0	
Not Experienced SH	80	±2	85	11	2	2	±2	15.0	±2.0	
Deployed Past 12 Months	59	±3	57	31	7	5	±4	43.0	±4.0	
Not Deployed Past 12 Months	86	±1	89	8	2	2	±2	11.0	±2.0	
Army Enlisted	76	±3	87	10	2	1	±3	13.0	±3.0	
E1 – E4	80	±4	93	6	1	0	±5	7.0	±5.0	
Army Officers	71	±4	81	14	4	1	±4	19.0	±4.0	
Navy Enlisted	81	±3	72	19	4	5	±4	28.0	±4.0	
E1 – E4	87	±4	79	15	2	3	±6	21.0	±6.0	
Navy Officers	87	±4	78	15	4	3	±6	22.0	±6.0	
Marine Corps Enlisted	85	±5	88	7	2	2	±5	12.0	±5.0	
E1 – E4	91	±4	94	4	1	1	±6	6.0	±6.0	
Marine Corps Officers	76	±5	76	16	4	4	±8	24.0	±8.0	
Air Force Enlisted	81	±3	88	9	2	1	±3	12.0	±3.0	
E1 – E4	86	±3	95	4	1	0	±3	5.0	±3.0	
Air Force Officers	85	±3	87	11	1	1	±3	13.0	±3.0	
<b>MALES</b>										
Total	73	±1	67	19	6	7	±2	33.0	±2.0	
Army	67	±3	71	20	5	4	±3	29.0	±3.0	
Navy	75	±2	56	21	9	14	±3	44.0	±3.0	
Marine Corps	78	±3	69	20	6	6	±3	31.0	±3.0	
Air Force	76	±2	73	15	5	7	±2	27.0	±2.0	
Enlisted	73	±2	67	19	6	7	±2	33.0	±2.0	
E1 – E4	79	±3	83	11	3	3	±3	17.0	±3.0	
E5 – E9	68	±2	54	26	9	11	±2	46.0	±2.0	
Officers	72	±2	66	21	6	7	±2	34.0	±2.0	
O1 – O3	74	±2	70	19	5	5	±3	30.0	±3.0	
O4 – O6	72	±2	64	21	6	9	±2	36.0	±2.0	
Experienced USC	77	±10	56	28	7	9	±13	44.0	±13.0	
Not Experienced USC	73	±2	68	19	6	7	±2	32.0	±2.0	
Experienced SH	74	±5	65	19	7	9	±7	35.0	±7.0	
Not Experienced SH	72	±2	67	19	6	7	±2	33.0	±2.0	
Deployed Past 12 Months	61	±2	43	34	11	12	±3	57.0	±3.0	
Not Deployed Past 12 Months	79	±2	78	13	4	5	±2	22.0	±2.0	
Army Enlisted	67	±3	72	20	5	3	±3	28.0	±3.0	
E1 – E4	73	±5	88	10	1	0	±5	12.0	±5.0	
Army Officers	66	±2	65	24	5	5	±3	35.0	±3.0	
Navy Enlisted	75	±3	56	20	9	15	±4	44.0	±4.0	
E1 – E4	84	±5	70	15	5	10	±6	30.0	±6.0	
Navy Officers	73	±3	58	25	7	10	±3	42.0	±3.0	
Marine Corps Enlisted	78	±3	70	20	5	5	±3	30.0	±3.0	
E1 – E4	82	±3	82	13	3	3	±4	18.0	±4.0	
Marine Corps Officers	71	±4	61	21	7	11	±6	39.0	±6.0	
Air Force Enlisted	75	±2	72	16	5	7	±3	28.0	±3.0	
E1 – E4	82	±4	89	8	2	1	±4	11.0	±4.0	
Air Force Officers	79	±2	75	13	5	6	±3	25.0	±3.0	

**13. Are you currently on a deployment that has lasted longer than 30 consecutive days?**

1. No

2. Yes

3. Does not apply; not deployed in the past 12 months

	Percent Responding		Percentages			Max ME	Percentage Reporting Yes
			1	2	3		
<b>TOTAL</b>	100	±1	54	9	37	±1	
<b>Army</b>	100	±1	49	17	34	±2	
<b>Navy</b>	100	±1	50	7	43	±2	
<b>Marine Corps</b>	100	±0	63	5	32	±3	
<b>Air Force</b>	100	±1	59	3	38	±2	
<b>PAYGRADE</b>							
<b>Enlisted</b>	100	±1	55	10	35	±2	
<b>E1 – E4</b>	100	±1	73	11	15	±3	
E1 – E3	100	±1	85	9	6	±4	
E4	100	±1	65	13	22	±3	
<b>E5 – E9</b>	100	±1	40	9	51	±2	
E5 – E6	100	±1	43	9	48	±2	
E7 – E9	100	±1	33	7	60	±2	
<b>Officers</b>	100	±1	48	7	45	±2	
<b>W1 – W5</b>	100	±0	40	14	46	±5	
<b>O1 – O3</b>	100	±1	60	8	33	±2	
<b>O4 – O6</b>	100	±1	34	5	60	±2	
<b>DEPLOYMENT</b>							
<b>Deployed Past 12 Months</b>	100	±1	73	27	0	±2	
<b>Not Deployed Past 12 Months</b>	100	±1	43	0	57	±2	
<b>RACE/ETHNICITY</b>							
<b>Non-Hispanic White</b>	100	±1	55	9	36	±2	
<b>Total Minority</b>	100	±1	52	11	38	±2	
Non-Hispanic Black	100	±1	47	10	42	±3	
Hispanic	100	±1	54	12	34	±4	
<b>EXPERIENCED BEHAVIORS</b>							
<b>Experienced USC</b>	100	±0	60	14	26	±8	
<b>Not Experienced USC</b>	100	±1	54	9	37	±2	
<b>Experienced SH</b>	100	±1	60	11	30	±4	
<b>Not Experienced SH</b>	100	±1	53	9	38	±2	
<b>FEMALES</b>							
<b>Total</b>	100	±1	61	7	32	±2	
<b>Army</b>	100	±1	57	14	30	±3	
<b>Navy</b>	100	±0	58	5	37	±3	
<b>Marine Corps</b>	100	±1	74	4	22	±5	
<b>Air Force</b>	100	±1	67	2	31	±3	
<b>Enlisted</b>	100	±1	62	7	31	±2	
E1 – E4	100	±1	77	10	13	±3	
E5 – E9	100	±1	48	5	47	±3	
<b>Officers</b>	100	±1	60	6	34	±3	
O1 – O3	100	±1	66	8	26	±4	
O4 – O6	100	±1	49	3	48	±3	

Note. Percent responding are Service members who answered the question. Service members who had not been deployed longer than 30 consecutive days in the past 12 months (Q11) are coded as "Does not apply; not deployed in the past 12 months."

13. Continued	Percent Responding		Percentages			Max ME	Percentage Reporting Yes
			1	2	3		
<b>FEMALES (CONTINUED)</b>							
Experienced USC	100	±0	67	12	21	±7	
Not Experienced USC	100	±1	61	6	33	±2	
Experienced SH	100	±1	62	11	27	±3	
Not Experienced SH	100	±1	61	5	34	±2	
Deployed Past 12 Months	100	±1	71	29	0	±3	
Not Deployed Past 12 Months	100	±1	59	0	41	±2	
Army Enlisted	100	±1	58	14	28	±3	
E1 – E4	99	±1	71	19	10	±5	
Army Officers	100	±0	50	12	38	±4	
Navy Enlisted	100	±0	57	5	37	±4	
E1 – E4	100	±0	74	7	19	±5	
Navy Officers	100	±1	60	4	37	±6	
Marine Corps Enlisted	100	±1	76	4	20	±6	
E1 – E4	100	±0	89	4	7	±6	
Marine Corps Officers	100	±0	55	4	41	±8	
Air Force Enlisted	100	±1	66	2	32	±3	
E1 – E4	100	±1	85	2	13	±4	
Air Force Officers	100	±1	70	3	27	±4	
<b>MALES</b>							
Total	100	±1	52	10	38	±2	
Army	100	±1	48	18	34	±3	
Navy	100	±1	49	8	43	±3	
Marine Corps	100	±0	62	5	33	±3	
Air Force	100	±1	57	3	40	±2	
Enlisted	100	±1	54	10	36	±2	
E1 – E4	100	±1	73	12	16	±3	
E5 – E9	100	±1	39	10	51	±2	
Officers	100	±1	46	7	47	±2	
O1 – O3	100	±1	58	7	34	±2	
O4 – O6	100	±1	32	6	62	±2	
Experienced USC	100	±0	56	15	29	±12	
Not Experienced USC	100	±1	52	9	38	±2	
Experienced SH	99	±1	57	11	32	±6	
Not Experienced SH	100	±1	52	10	38	±2	
Deployed Past 12 Months	100	±1	73	27	0	±2	
Not Deployed Past 12 Months	100	±1	40	0	60	±2	
Army Enlisted	100	±1	49	19	32	±3	
E1 – E4	100	±1	63	21	16	±5	
Army Officers	100	±1	41	13	45	±3	
Navy Enlisted	100	±1	51	8	41	±3	
E1 – E4	100	±0	73	9	18	±6	
Navy Officers	100	±1	39	6	55	±3	
Marine Corps Enlisted	100	±0	64	5	31	±3	
E1 – E4	100	±0	81	5	14	±4	
Marine Corps Officers	100	±0	51	3	46	±5	
Air Force Enlisted	100	±1	57	3	39	±3	
E1 – E4	99	±1	83	3	14	±4	
Air Force Officers	100	±1	54	3	43	±3	

**14. In the past 12 months, have you been deployed for any of the following operations?****a. Operation Noble Eagle**

1. Yes, and I am still deployed for this operation

2. Yes, but I am no longer deployed for this operation

3. No

	Percent Responding		Percentages			Max ME	Percentage Reporting Yes	
			1	2	3			
<b>TOTAL</b>	100	±1	0	1	99	±1	1.0	±1.0
<b>Army</b>	100	±1	0	0	100	±1	0.0	±1.0
<b>Navy</b>	100	±1	0	2	98	±1	2.0	±1.0
<b>Marine Corps</b>	100	±0	1	0	99	±1	1.0	±1.0
<b>Air Force</b>	100	±1	0	1	99	±1	1.0	±1.0
<b>PAYGRADE</b>								
<b>Enlisted</b>	100	±1	0	1	99	±1	1.0	±1.0
<b>E1 – E4</b>	100	±1	0	0	99	±1	1.0	±1.0
E1 – E3	99	±1	1	0	99	±2	1.0	±2.0
E4	100	±1	0	1	99	±1	1.0	±1.0
<b>E5 – E9</b>	100	±1	0	1	99	±1	1.0	±1.0
E5 – E6	100	±1	0	1	98	±1	2.0	±1.0
E7 – E9	100	±1	0	1	99	±1	1.0	±1.0
<b>Officers</b>	100	±1	0	1	99	±1	1.0	±1.0
<b>W1 – W5</b>	100	±1	0	1	99	±1	1.0	±1.0
<b>O1 – O3</b>	100	±1	0	1	99	±1	1.0	±1.0
<b>O4 – O6</b>	100	±1	0	0	99	±1	1.0	±1.0
<b>DEPLOYMENT</b>								
<b>Deployed Past 12 Months</b>	100	±1	1	2	97	±1	3.0	±1.0
<b>Not Deployed Past 12 Months</b>	100	±1	0	0	100	±0	0.0	±0.0
<b>RACE/ETHNICITY</b>								
<b>Non-Hispanic White</b>	100	±1	0	1	99	±1	1.0	±1.0
<b>Total Minority</b>	100	±1	0	1	99	±1	1.0	±1.0
Non-Hispanic Black	100	±1	1	1	99	±1	1.0	±1.0
Hispanic	99	±1	0	1	99	±2	1.0	±2.0
<b>EXPERIENCED BEHAVIORS</b>								
<b>Experienced USC</b>	100	±0	0	1	99	±3	1.0	±3.0
<b>Not Experienced USC</b>	100	±1	0	1	99	±1	1.0	±1.0
<b>Experienced SH</b>	100	±1	0	1	99	±1	1.0	±1.0
<b>Not Experienced SH</b>	100	±1	0	1	99	±1	1.0	±1.0
<b>FEMALES</b>								
<b>Total</b>	100	±1	0	0	99	±1	1.0	±1.0
<b>Army</b>	100	±1	0	0	100	±1	0.0	±1.0
<b>Navy</b>	100	±0	0	1	99	±1	1.0	±1.0
<b>Marine Corps</b>	100	±1	0	0	100	±1	0.0	±1.0
<b>Air Force</b>	100	±1	0	1	99	±1	1.0	±1.0
<b>Enlisted</b>	100	±1	0	0	99	±1	1.0	±1.0
E1 – E4	100	±1	0	0	99	±1	1.0	±1.0
E5 – E9	100	±1	0	1	99	±1	1.0	±1.0
<b>Officers</b>	100	±1	0	0	100	±1	0.0	±1.0
O1 – O3	100	±1	0	0	99	±1	1.0	±1.0
O4 – O6	100	±1	0	0	100	±1	0.0	±1.0

Note. Percent responding are Service members who answered the question. Service members who had not been deployed longer than 30 consecutive days in the past 12 months (Q11) are coded as "No."

14a. Continued	Percent Responding		Percentages			Max ME	Percentage Reporting Yes	
			1	2	3			
<b>FEMALES (CONTINUED)</b>								
Experienced USC	100	±0	1	1	99	±2	1.0	±2.0
Not Experienced USC	100	±1	0	0	99	±1	1.0	±1.0
Experienced SH	100	±1	0	1	99	±1	1.0	±1.0
Not Experienced SH	100	±1	0	0	99	±1	1.0	±1.0
Deployed Past 12 Months	100	±1	1	2	97	±2	3.0	±2.0
Not Deployed Past 12 Months	100	±1	0	0	100	±0	0.0	±0.0
Army Enlisted	100	±1	0	0	100	±1	0.0	±1.0
E1 – E4	100	±1	0	0	100	±1	0.0	±1.0
Army Officers	100	±0	0	0	100	±1	0.0	±1.0
Navy Enlisted	100	±0	1	1	98	±1	2.0	±1.0
E1 – E4	100	±0	1	1	98	±2	2.0	±2.0
Navy Officers	100	±1	0	0	100	±1	0.0	±1.0
Marine Corps Enlisted	100	±1	0	0	100	±1	0.0	±1.0
E1 – E4	100	±0	0	0	100	±2	0.0	±2.0
Marine Corps Officers	100	±1	0	0	100	±0	0.0	±0.0
Air Force Enlisted	100	±1	0	0	99	±1	1.0	±1.0
E1 – E4	100	±1	0	0	99	±2	1.0	±2.0
Air Force Officers	100	±1	0	1	99	±2	1.0	±2.0
<b>MALES</b>								
Total	100	±1	0	1	99	±1	1.0	±1.0
Army	100	±1	0	0	100	±1	0.0	±1.0
Navy	100	±1	0	2	98	±1	2.0	±1.0
Marine Corps	100	±0	1	0	99	±1	1.0	±1.0
Air Force	100	±1	0	1	99	±1	1.0	±1.0
Enlisted	100	±1	0	1	99	±1	1.0	±1.0
E1 – E4	100	±1	0	0	99	±1	1.0	±1.0
E5 – E9	100	±1	0	1	98	±1	2.0	±1.0
Officers	100	±1	0	1	99	±1	1.0	±1.0
O1 – O3	100	±1	0	1	99	±1	1.0	±1.0
O4 – O6	100	±1	0	1	99	±1	1.0	±1.0
Experienced USC	100	±0	0	1	99	±5	1.0	±5.0
Not Experienced USC	100	±1	0	1	99	±1	1.0	±1.0
Experienced SH	100	±1	0	1	99	±2	1.0	±2.0
Not Experienced SH	100	±1	0	1	99	±1	1.0	±1.0
Deployed Past 12 Months	100	±1	1	2	97	±1	3.0	±1.0
Not Deployed Past 12 Months	100	±1	0	0	100	±0	0.0	±0.0
Army Enlisted	100	±1	0	0	99	±1	1.0	±1.0
E1 – E4	100	±1	0	0	100	±2	0.0	±2.0
Army Officers	100	±1	0	0	100	±1	0.0	±1.0
Navy Enlisted	100	±1	0	2	98	±2	2.0	±2.0
E1 – E4	99	±1	0	1	98	±3	2.0	±3.0
Navy Officers	100	±1	0	1	99	±1	1.0	±1.0
Marine Corps Enlisted	100	±1	1	0	99	±1	1.0	±1.0
E1 – E4	100	±0	1	0	99	±3	1.0	±3.0
Marine Corps Officers	100	±1	0	0	100	±1	0.0	±1.0
Air Force Enlisted	100	±1	0	1	99	±1	1.0	±1.0
E1 – E4	99	±1	0	1	99	±2	1.0	±2.0
Air Force Officers	100	±1	0	1	99	±1	1.0	±1.0

**14. In the past 12 months, have you been deployed for any of the following operations?****b. Operation Enduring Freedom**

1. Yes, and I am still deployed for this operation

2. Yes, but I am no longer deployed for this operation

3. No

	Percent Responding		Percentages			Max ME	Percentage Reporting Yes		
			1	2	3				
<b>TOTAL</b>	100	±1	2	8	90	±1	10.0	±1.0	
<b>Army</b>	100	±1	3	5	92	±2	8.0	±2.0	
<b>Navy</b>	100	±1	2	12	87	±2	13.0	±2.0	
<b>Marine Corps</b>	100	±0	1	4	95	±2	5.0	±2.0	
<b>Air Force</b>	100	±1	1	10	88	±2	12.0	±2.0	
<b>PAYGRADE</b>									
<b>Enlisted</b>	100	±1	2	8	90	±1	10.0	±1.0	
<b>E1 – E4</b>	100	±1	2	7	91	±2	9.0	±2.0	
E1 – E3	99	±1	1	4	94	±2	6.0	±2.0	
E4	100	±1	2	9	88	±2	12.0	±2.0	
<b>E5 – E9</b>	100	±1	2	9	89	±1	11.0	±1.0	
E5 – E6	100	±1	2	10	88	±2	12.0	±2.0	
E7 – E9	100	±1	2	7	91	±2	9.0	±2.0	
<b>Officers</b>	100	±1	1	7	92	±1	8.0	±1.0	
<b>W1 – W5</b>	100	±1	2	8	90	±3	10.0	±3.0	
<b>O1 – O3</b>	100	±1	1	7	91	±1	9.0	±1.0	
<b>O4 – O6</b>	100	±1	1	6	93	±1	7.0	±1.0	
<b>DEPLOYMENT</b>									
<b>Deployed Past 12 Months</b>	100	±1	5	23	71	±2	29.0	±2.0	
<b>Not Deployed Past 12 Months</b>	100	±1	0	0	100	±0	0.0	±0.0	
<b>RACE/ETHNICITY</b>									
<b>Non-Hispanic White</b>	100	±1	2	8	90	±1	10.0	±1.0	
<b>Total Minority</b>	100	±1	2	8	90	±2	10.0	±2.0	
Non-Hispanic Black	100	±1	2	8	89	±2	11.0	±2.0	
Hispanic	99	±1	2	8	90	±3	10.0	±3.0	
<b>EXPERIENCED BEHAVIORS</b>									
<b>Experienced USC</b>	100	±0	4	8	88	±6	12.0	±6.0	
<b>Not Experienced USC</b>	100	±1	2	8	90	±1	10.0	±1.0	
<b>Experienced SH</b>	100	±1	2	8	90	±3	10.0	±3.0	
<b>Not Experienced SH</b>	100	±1	2	8	90	±1	10.0	±1.0	
<b>FEMALES</b>									
<b>Total</b>	100	±1	2	7	92	±1	8.0	±1.0	
<b>Army</b>	100	±1	3	4	93	±2	7.0	±2.0	
<b>Navy</b>	100	±0	1	10	89	±2	11.0	±2.0	
<b>Marine Corps</b>	100	±1	1	2	98	±3	2.0	±3.0	
<b>Air Force</b>	100	±1	1	8	91	±2	9.0	±2.0	
<b>Enlisted</b>	100	±1	2	7	91	±1	9.0	±1.0	
E1 – E4	100	±1	2	7	92	±2	8.0	±2.0	
E5 – E9	100	±1	1	7	91	±2	9.0	±2.0	
<b>Officers</b>	100	±1	2	5	93	±2	7.0	±2.0	
O1 – O3	100	±1	2	6	92	±2	8.0	±2.0	
O4 – O6	100	±1	1	3	96	±2	4.0	±2.0	

Note. Percent responding are Service members who answered the question. Service members who had not been deployed longer than 30 consecutive days in the past 12 months (Q11) are coded as "No."



14b. Continued	Percent Responding		Percentages			Max ME	Percentage Reporting Yes		
			1	2	3				
<b>FEMALES (CONTINUED)</b>									
Experienced USC	100	±0	5	7	89	±9	11.0	±8.0	
Not Experienced USC	100	±1	1	6	92	±1	8.0	±1.0	
Experienced SH	100	±1	2	8	90	±2	10.0	±2.0	
Not Experienced SH	100	±1	1	6	93	±1	7.0	±1.0	
Deployed Past 12 Months	100	±1	7	28	66	±3	34.0	±3.0	
Not Deployed Past 12 Months	100	±1	0	0	100	±0	0.0	±0.0	
Army Enlisted	100	±1	3	4	93	±2	7.0	±2.0	
E1 – E4	100	±1	3	4	93	±5	7.0	±4.0	
Army Officers	100	±0	3	4	93	±3	7.0	±3.0	
Navy Enlisted	100	±0	1	11	88	±3	12.0	±3.0	
E1 – E4	100	±0	1	10	89	±4	11.0	±4.0	
Navy Officers	100	±1	1	4	94	±3	6.0	±3.0	
Marine Corps Enlisted	100	±1	1	2	97	±3	3.0	±3.0	
E1 – E4	100	±0	1	1	98	±6	2.0	±4.0	
Marine Corps Officers	100	±1	0	1	99	±1	1.0	±1.0	
Air Force Enlisted	100	±1	1	8	91	±2	9.0	±2.0	
E1 – E4	100	±1	1	8	91	±3	9.0	±3.0	
Air Force Officers	100	±1	1	7	92	±3	8.0	±3.0	
<b>MALES</b>									
Total	100	±1	2	8	90	±1	10.0	±1.0	
Army	100	±1	3	6	91	±2	9.0	±2.0	
Navy	100	±1	2	12	86	±2	14.0	±2.0	
Marine Corps	100	±0	1	4	95	±2	5.0	±2.0	
Air Force	100	±1	1	11	88	±2	12.0	±2.0	
Enlisted	100	±1	2	9	89	±1	11.0	±1.0	
E1 – E4	100	±1	2	7	91	±2	9.0	±2.0	
E5 – E9	100	±1	2	10	88	±2	12.0	±2.0	
Officers	100	±1	1	7	92	±1	8.0	±1.0	
O1 – O3	100	±1	1	8	91	±2	9.0	±2.0	
O4 – O6	100	±1	1	6	93	±1	7.0	±1.0	
Experienced USC	100	±0	3	9	88	±9	12.0	±9.0	
Not Experienced USC	100	±1	2	8	90	±1	10.0	±1.0	
Experienced SH	100	±1	2	9	89	±4	11.0	±4.0	
Not Experienced SH	100	±1	2	8	90	±1	10.0	±1.0	
Deployed Past 12 Months	100	±1	5	23	72	±2	28.0	±2.0	
Not Deployed Past 12 Months	100	±1	0	0	100	±0	0.0	±0.0	
Army Enlisted	100	±1	3	6	91	±2	9.0	±2.0	
E1 – E4	100	±1	3	4	93	±3	7.0	±3.0	
Army Officers	100	±1	2	5	93	±2	7.0	±2.0	
Navy Enlisted	100	±1	2	13	86	±3	14.0	±3.0	
E1 – E4	99	±1	2	11	87	±5	13.0	±5.0	
Navy Officers	100	±1	1	9	90	±2	10.0	±2.0	
Marine Corps Enlisted	100	±1	1	4	95	±2	5.0	±2.0	
E1 – E4	100	±0	1	5	94	±3	6.0	±3.0	
Marine Corps Officers	100	±1	0	4	95	±3	5.0	±3.0	
Air Force Enlisted	100	±1	2	11	87	±2	13.0	±2.0	
E1 – E4	99	±1	2	10	88	±3	12.0	±3.0	
Air Force Officers	100	±1	1	8	90	±2	10.0	±2.0	

**14. In the past 12 months, have you been deployed for any of the following operations?****c. Operation Iraqi Freedom**

1. Yes, and I am still deployed for this operation

2. Yes, but I am no longer deployed for this operation

3. No

	Percent Responding		Percentages			Max ME	Percentage Reporting Yes		
			1	2	3				
<b>TOTAL</b>	100	±1	7	15	78	±1	22.0	±1.0	
<b>Army</b>	100	±1	14	16	70	±2	30.0	±2.0	
<b>Navy</b>	100	±1	2	14	84	±2	16.0	±2.0	
<b>Marine Corps</b>	100	±0	4	19	77	±3	23.0	±3.0	
<b>Air Force</b>	100	±1	2	13	85	±2	15.0	±2.0	
<b>PAYGRADE</b>									
<b>Enlisted</b>	100	±1	7	16	78	±2	22.0	±2.0	
<b>E1 – E4</b>	100	±1	8	15	77	±2	23.0	±2.0	
E1 – E3	99	±1	6	11	84	±3	16.0	±3.0	
E4	100	±1	10	18	72	±3	28.0	±3.0	
<b>E5 – E9</b>	100	±1	6	16	78	±2	22.0	±2.0	
E5 – E6	100	±1	6	17	77	±2	23.0	±2.0	
E7 – E9	100	±1	4	13	83	±2	17.0	±2.0	
<b>Officers</b>	100	±1	5	13	82	±1	18.0	±1.0	
<b>W1 – W5</b>	100	±1	11	20	69	±5	31.0	±5.0	
<b>O1 – O3</b>	100	±1	5	15	80	±2	20.0	±2.0	
<b>O4 – O6</b>	100	±1	4	10	86	±2	14.0	±2.0	
<b>DEPLOYMENT</b>									
<b>Deployed Past 12 Months</b>	100	±1	19	44	38	±2	62.0	±2.0	
<b>Not Deployed Past 12 Months</b>	100	±1	0	0	100	±0	0.0	±0.0	
<b>RACE/ETHNICITY</b>									
<b>Non-Hispanic White</b>	100	±1	6	16	78	±2	22.0	±2.0	
<b>Total Minority</b>	100	±1	7	14	79	±2	21.0	±2.0	
Non-Hispanic Black	100	±1	6	14	80	±3	20.0	±3.0	
Hispanic	99	±1	8	14	78	±3	22.0	±3.0	
<b>EXPERIENCED BEHAVIORS</b>									
<b>Experienced USC</b>	100	±0	8	16	75	±8	25.0	±8.0	
<b>Not Experienced USC</b>	100	±1	6	15	79	±1	21.0	±1.0	
<b>Experienced SH</b>	100	±1	7	15	78	±3	22.0	±3.0	
<b>Not Experienced SH</b>	100	±1	6	15	78	±1	22.0	±1.0	
<b>FEMALES</b>									
<b>Total</b>	100	±1	5	10	85	±1	15.0	±1.0	
<b>Army</b>	100	±1	10	10	80	±2	20.0	±2.0	
<b>Navy</b>	100	±0	2	11	88	±2	12.0	±2.0	
<b>Marine Corps</b>	100	±1	3	10	87	±5	13.0	±5.0	
<b>Air Force</b>	100	±1	2	9	89	±2	11.0	±2.0	
<b>Enlisted</b>	100	±1	5	10	85	±2	15.0	±2.0	
<b>E1 – E4</b>	100	±1	6	10	84	±2	16.0	±2.0	
<b>E5 – E9</b>	100	±1	3	10	86	±2	14.0	±2.0	
<b>Officers</b>	100	±1	4	10	86	±2	14.0	±2.0	
<b>O1 – O3</b>	100	±1	5	11	83	±3	17.0	±3.0	
<b>O4 – O6</b>	100	±1	1	6	92	±2	8.0	±2.0	

Note. Percent responding are Service members who answered the question. Service members who had not been deployed longer than 30 consecutive days in the past 12 months (Q11) are coded as "No."

14c. Continued	Percent Responding		Percentages			Max ME	Percentage Reporting Yes		
			1	2	3				
<b>FEMALES (CONTINUED)</b>									
Experienced USC	100	±0	8	12	80	±5	20.0	±5.0	
Not Experienced USC	100	±1	4	10	86	±1	14.0	±1.0	
Experienced SH	100	±1	7	13	80	±3	20.0	±3.0	
Not Experienced SH	100	±1	4	8	88	±2	12.0	±2.0	
Deployed Past 12 Months	100	±1	20	42	38	±3	62.0	±3.0	
Not Deployed Past 12 Months	100	±1	0	0	100	±0	0.0	±0.0	
Army Enlisted	100	±1	11	10	79	±3	21.0	±3.0	
E1 – E4	100	±1	14	9	78	±4	22.0	±4.0	
Army Officers	100	±0	8	10	81	±4	19.0	±4.0	
Navy Enlisted	100	±0	2	12	87	±3	13.0	±3.0	
E1 – E4	100	±0	2	11	86	±4	14.0	±4.0	
Navy Officers	100	±1	1	7	92	±4	8.0	±4.0	
Marine Corps Enlisted	100	±1	3	9	88	±5	12.0	±5.0	
E1 – E4	100	±0	3	7	90	±5	10.0	±5.0	
Marine Corps Officers	100	±1	3	18	79	±5	21.0	±5.0	
Air Force Enlisted	100	±1	2	9	89	±2	11.0	±2.0	
E1 – E4	100	±1	2	10	88	±3	12.0	±3.0	
Air Force Officers	100	±1	2	10	87	±3	13.0	±3.0	
<b>MALES</b>									
Total	100	±1	7	16	77	±2	23.0	±2.0	
Army	100	±1	15	17	68	±3	32.0	±3.0	
Navy	100	±1	2	15	83	±2	17.0	±2.0	
Marine Corps	100	±0	4	20	76	±3	24.0	±3.0	
Air Force	100	±1	2	14	84	±2	16.0	±2.0	
Enlisted	100	±1	7	17	76	±2	24.0	±2.0	
E1 – E4	100	±1	8	16	76	±3	24.0	±3.0	
E5 – E9	100	±1	6	17	77	±2	23.0	±2.0	
Officers	100	±1	5	14	81	±2	19.0	±2.0	
O1 – O3	100	±1	5	15	79	±2	21.0	±2.0	
O4 – O6	100	±1	4	11	85	±2	15.0	±2.0	
Experienced USC	100	±0	9	19	72	±12	28.0	±12.0	
Not Experienced USC	100	±1	7	16	77	±2	23.0	±2.0	
Experienced SH	100	±1	7	17	76	±6	24.0	±6.0	
Not Experienced SH	100	±1	7	16	77	±2	23.0	±2.0	
Deployed Past 12 Months	100	±1	19	44	38	±3	62.0	±2.0	
Not Deployed Past 12 Months	100	±1	0	0	100	±0	0.0	±0.0	
Army Enlisted	100	±1	15	17	67	±3	33.0	±3.0	
E1 – E4	100	±1	18	15	67	±5	33.0	±5.0	
Army Officers	100	±1	11	16	74	±3	26.0	±3.0	
Navy Enlisted	100	±1	2	16	83	±3	17.0	±3.0	
E1 – E4	99	±1	2	16	82	±5	18.0	±5.0	
Navy Officers	100	±1	2	12	86	±2	14.0	±2.0	
Marine Corps Enlisted	100	±1	4	19	76	±3	24.0	±3.0	
E1 – E4	100	±0	5	18	77	±4	23.0	±4.0	
Marine Corps Officers	100	±1	2	23	75	±5	25.0	±5.0	
Air Force Enlisted	100	±1	2	15	83	±2	17.0	±2.0	
E1 – E4	99	±1	2	15	83	±4	17.0	±4.0	
Air Force Officers	100	±1	2	10	88	±2	12.0	±2.0	

**14. In the past 12 months, have you been deployed for any of the following operations?****d. Other**

1. Yes, and I am still deployed for this operation

2. Yes, but I am no longer deployed for this operation

3. No

	Percent Responding		Percentages			Max ME	Percentage Reporting Yes		
			1	2	3				
<b>TOTAL</b>	100	±1	2	7	91	±1	9.0	±1.0	
<b>Army</b>	100	±1	1	4	94	±2	6.0	±2.0	
<b>Navy</b>	100	±1	4	12	84	±2	16.0	±2.0	
<b>Marine Corps</b>	100	±0	1	7	91	±2	9.0	±2.0	
<b>Air Force</b>	100	±1	1	5	95	±1	5.0	±1.0	
<b>PAYGRADE</b>									
<b>Enlisted</b>	100	±1	2	7	91	±1	9.0	±1.0	
<b>E1 – E4</b>	100	±1	2	7	91	±2	9.0	±2.0	
E1 – E3	99	±1	2	6	92	±3	8.0	±3.0	
E4	100	±1	2	7	91	±2	9.0	±2.0	
<b>E5 – E9</b>	100	±1	2	7	91	±1	9.0	±1.0	
E5 – E6	100	±1	2	7	90	±2	10.0	±2.0	
E7 – E9	100	±1	2	6	92	±2	8.0	±2.0	
<b>Officers</b>	100	±1	1	6	93	±1	7.0	±1.0	
W1 – W5	100	±1	1	6	93	±2	7.0	±2.0	
O1 – O3	100	±1	1	7	92	±2	8.0	±2.0	
O4 – O6	100	±1	1	5	94	±1	6.0	±1.0	
<b>DEPLOYMENT</b>									
<b>Deployed Past 12 Months</b>	100	±1	5	19	76	±2	24.0	±2.0	
<b>Not Deployed Past 12 Months</b>	100	±1	0	0	100	±0	0.0	±0.0	
<b>RACE/ETHNICITY</b>									
<b>Non-Hispanic White</b>	100	±1	2	7	91	±1	9.0	±1.0	
<b>Total Minority</b>	100	±1	2	6	92	±2	8.0	±2.0	
Non-Hispanic Black	100	±1	2	4	94	±2	6.0	±2.0	
Hispanic	99	±1	2	7	91	±3	9.0	±3.0	
<b>EXPERIENCED BEHAVIORS</b>									
<b>Experienced USC</b>	100	±0	3	10	87	±6	13.0	±6.0	
<b>Not Experienced USC</b>	100	±1	2	7	92	±1	8.0	±1.0	
<b>Experienced SH</b>	100	±1	2	8	90	±3	10.0	±3.0	
<b>Not Experienced SH</b>	100	±1	2	7	92	±1	8.0	±1.0	
<b>FEMALES</b>									
<b>Total</b>	100	±1	1	4	95	±1	5.0	±1.0	
<b>Army</b>	100	±1	1	2	97	±2	3.0	±2.0	
<b>Navy</b>	100	±0	2	7	90	±2	10.0	±2.0	
<b>Marine Corps</b>	100	±1	0	3	97	±3	3.0	±3.0	
<b>Air Force</b>	100	±1	0	3	97	±1	3.0	±1.0	
<b>Enlisted</b>	100	±1	1	4	95	±1	5.0	±1.0	
<b>E1 – E4</b>	100	±1	1	4	95	±2	5.0	±2.0	
<b>E5 – E9</b>	100	±1	1	4	95	±1	5.0	±1.0	
<b>Officers</b>	100	±1	1	4	95	±2	5.0	±2.0	
<b>O1 – O3</b>	100	±1	1	5	94	±2	6.0	±2.0	
<b>O4 – O6</b>	100	±1	1	2	97	±2	3.0	±2.0	

Note. Percent responding are Service members who answered the question. Service members who had not been deployed longer than 30 consecutive days in the past 12 months (Q11) are coded as "No."

















































14d. Continued	Percent Responding		Percentages			Max ME	Percentage Reporting Yes		
			1	2	3				
<b>FEMALES (CONTINUED)</b>									
Experienced USC	100	±0	2	3	95	±3	5.0	±3.0	
Not Experienced USC	100	±1	1	4	95	±1	5.0	±1.0	
Experienced SH	100	±1	2	5	94	±2	6.0	±2.0	
Not Experienced SH	100	±1	1	3	96	±1	4.0	±1.0	
Deployed Past 12 Months	100	±1	4	16	80	±3	20.0	±3.0	
Not Deployed Past 12 Months	100	±1	0	0	100	±0	0.0	±0.0	
Army Enlisted	100	±1	1	2	97	±2	3.0	±2.0	
E1 – E4	100	±1	1	3	96	±5	4.0	±4.0	
Army Officers	100	±0	0	3	97	±2	3.0	±2.0	
Navy Enlisted	100	±0	2	8	90	±3	10.0	±3.0	
E1 – E4	100	±0	3	8	89	±4	11.0	±4.0	
Navy Officers	100	±1	3	6	91	±4	9.0	±4.0	
Marine Corps Enlisted	100	±1	0	3	97	±4	3.0	±4.0	
E1 – E4	100	±0	0	3	97	±6	3.0	±6.0	
Marine Corps Officers	100	±1	1	5	95	±3	5.0	±3.0	
Air Force Enlisted	100	±1	0	2	97	±2	3.0	±2.0	
E1 – E4	100	±1	1	2	98	±2	2.0	±2.0	
Air Force Officers	100	±1	0	4	96	±2	4.0	±2.0	
<b>MALES</b>									
Total	100	±1	2	7	91	±1	9.0	±1.0	
Army	100	±1	1	5	94	±2	6.0	±2.0	
Navy	100	±1	4	13	83	±2	17.0	±2.0	
Marine Corps	100	±0	1	7	91	±2	9.0	±2.0	
Air Force	100	±1	1	5	94	±1	6.0	±1.0	
Enlisted	100	±1	2	7	90	±1	10.0	±1.0	
E1 – E4	100	±1	2	7	91	±2	9.0	±2.0	
E5 – E9	100	±1	2	8	90	±1	10.0	±1.0	
Officers	100	±1	1	6	93	±1	7.0	±1.0	
O1 – O3	100	±1	1	7	92	±2	8.0	±2.0	
O4 – O6	100	±1	1	5	94	±1	6.0	±1.0	
Experienced USC	100	±0	3	15	82	±10	18.0	±10.0	
Not Experienced USC	100	±1	2	7	91	±1	9.0	±1.0	
Experienced SH	100	±1	2	12	86	±5	14.0	±5.0	
Not Experienced SH	100	±1	2	7	91	±1	9.0	±1.0	
Deployed Past 12 Months	100	±1	5	20	75	±2	25.0	±2.0	
Not Deployed Past 12 Months	100	±1	0	0	100	±0	0.0	±0.0	
Army Enlisted	100	±1	1	5	94	±2	6.0	±2.0	
E1 – E4	100	±1	1	5	94	±3	6.0	±3.0	
Army Officers	100	±1	1	5	94	±1	6.0	±1.0	
Navy Enlisted	100	±1	5	13	82	±3	18.0	±3.0	
E1 – E4	99	±1	6	14	80	±5	20.0	±5.0	
Navy Officers	100	±1	2	10	88	±2	12.0	±2.0	
Marine Corps Enlisted	100	±1	1	8	91	±2	9.0	±2.0	
E1 – E4	100	±0	1	7	92	±3	8.0	±3.0	
Marine Corps Officers	100	±1	1	6	93	±3	7.0	±3.0	
Air Force Enlisted	100	±1	1	5	94	±2	6.0	±2.0	
E1 – E4	99	±1	0	4	95	±3	5.0	±3.0	
Air Force Officers	100	±1	0	5	95	±2	5.0	±2.0	

**15. To what extent do/would you feel safe during deployments from being sexually harassed at the following times and locations?****a. ON base/installation/ship, during the day**1. Not at all  
4. Large extent2. Small extent  
5. Very large extent

3. Moderate extent

	Percent Responding		Percentages					Max ME	Degree of Feeling Safe From Being Sexually Harassed		
			1	2	3	4	5				
<b>TOTAL</b>	72	±1	18	3	7	16	56	±2	3.9	±0.1	
<b>Army</b>	75	±2	18	4	8	16	54	±3	3.8	±0.1	
<b>Navy</b>	79	±2	19	4	8	18	51	±3	3.8	±0.1	
<b>Marine Corps</b>	66	±3	19	3	5	14	60	±3	3.9	±0.1	
<b>Air Force</b>	62	±2	14	2	5	14	65	±2	4.1	±0.1	
<b>PAYGRADE</b>											
<b>Enlisted</b>	71	±2	20	4	8	16	53	±2	3.8	±0.1	
<b>E1 – E4</b>	51	±3	22	5	11	16	46	±4	3.6	±0.2	
E1 – E3	33	±4	24	5	12	15	44	±7	3.5	±0.3	
E4	65	±3	22	5	10	16	47	±4	3.6	±0.2	
<b>E5 – E9</b>	86	±1	18	3	7	16	56	±2	3.9	±0.1	
E5 – E6	85	±2	18	3	8	17	54	±2	3.8	±0.1	
E7 – E9	90	±1	18	2	4	14	62	±2	4.0	±0.1	
<b>Officers</b>	75	±1	9	1	2	14	74	±2	4.4	±0.1	
<b>W1 – W5</b>	90	±3	12	2	3	16	66	±4	4.2	±0.1	
<b>O1 – O3</b>	66	±2	10	1	3	15	70	±2	4.3	±0.1	
<b>O4 – O6</b>	83	±2	7	1	1	11	79	±2	4.6	±0.1	
<b>DEPLOYMENT</b>											
<b>Deployed Past 12 Months</b>	100	±1	20	3	8	15	54	±2	3.8	±0.1	
<b>Not Deployed Past 12 Months</b>	56	±2	16	3	6	16	59	±2	4.0	±0.1	
<b>RACE/ETHNICITY</b>											
<b>Non-Hispanic White</b>	72	±2	15	3	5	15	62	±2	4.1	±0.1	
<b>Total Minority</b>	72	±2	21	4	10	17	47	±2	3.7	±0.1	
Non-Hispanic Black	75	±3	20	4	10	19	46	±3	3.7	±0.1	
Hispanic	70	±3	23	4	8	16	49	±4	3.6	±0.2	
<b>EXPERIENCED BEHAVIORS</b>											
<b>Experienced USC</b>	64	±7	16	16	12	20	36	±10	3.4	±0.3	
<b>Not Experienced USC</b>	72	±1	18	3	7	16	57	±2	3.9	±0.1	
<b>Experienced SH</b>	66	±3	15	14	21	23	27	±4	3.3	±0.2	
<b>Not Experienced SH</b>	72	±1	18	2	6	15	59	±2	4.0	±0.1	
<b>FEMALES</b>											
<b>Total</b>	55	±2	11	11	20	30	28	±2	3.5	±0.1	
<b>Army</b>	58	±3	12	13	21	29	24	±3	3.4	±0.1	
<b>Navy</b>	63	±3	12	11	21	32	24	±4	3.5	±0.1	
<b>Marine Corps</b>	40	±7	11	7	27	26	30	±8	3.6	±0.2	
<b>Air Force</b>	49	±3	9	7	17	30	37	±4	3.8	±0.1	
<b>Enlisted</b>	55	±2	12	12	22	29	26	±2	3.5	±0.1	
<b>E1 – E4</b>	39	±3	13	13	28	26	20	±4	3.3	±0.2	
<b>E5 – E9</b>	69	±2	11	11	19	30	29	±3	3.5	±0.1	
<b>Officers</b>	56	±3	7	6	12	36	38	±4	3.9	±0.1	
<b>O1 – O3</b>	52	±4	7	6	15	38	34	±5	3.9	±0.2	
<b>O4 – O6</b>	60	±3	7	4	9	34	46	±4	4.1	±0.1	

Note. Percent responding are Service members who answered the question and who have been deployed longer than 30 consecutive days (Q11).

15a. Continued	Percent Responding		Percentages					Max ME	Degree of Feeling Safe From Being Sexually Harassed		
			1	2	3	4	5				
<b>FEMALES (CONTINUED)</b>											
Experienced USC	53	±7	12	20	24	20	24	±11	3.3	±0.3	
Not Experienced USC	55	±2	11	9	20	32	29	±2	3.6	±0.1	
Experienced SH	58	±3	9	18	30	27	16	±4	3.2	±0.1	
Not Experienced SH	54	±2	12	6	15	32	34	±3	3.7	±0.1	
Deployed Past 12 Months	99	±1	11	13	22	29	26	±3	3.5	±0.1	
Not Deployed Past 12 Months	41	±2	11	9	19	31	30	±3	3.6	±0.1	
Army Enlisted	56	±3	13	15	23	28	22	±4	3.3	±0.1	
E1 – E4	42	±5	15	16	24	22	22	±8	3.2	±0.2	
Army Officers	66	±4	7	8	16	36	33	±5	3.8	±0.2	
Navy Enlisted	65	±3	13	13	22	31	21	±4	3.4	±0.1	
E1 – E4	49	±5	13	16	29	29	14	±8	3.1	±0.2	
Navy Officers	55	±6	6	3	10	41	39	±7	4.0	±0.2	
Marine Corps Enlisted	37	±7	11	7	29	24	28	±10	3.5	±0.2	
E1 – E4	21	±7	13	8	32	25	22	±15	3.3	±0.3	
Marine Corps Officers	69	±10	8	7	14	31	39	±7	3.9	±0.2	
Air Force Enlisted	50	±3	10	7	19	29	34	±4	3.7	±0.2	
E1 – E4	32	±5	9	6	32	28	25	±8	3.5	±0.2	
Air Force Officers	45	±4	7	4	8	34	46	±6	4.1	±0.2	
<b>MALES</b>											
Total	74	±2	19	2	5	14	60	±2	3.9	±0.1	
Army	78	±2	19	3	6	14	58	±3	3.9	±0.1	
Navy	82	±3	20	3	7	16	55	±3	3.8	±0.1	
Marine Corps	68	±3	19	2	4	13	61	±3	3.9	±0.1	
Air Force	66	±2	15	1	2	11	70	±3	4.2	±0.1	
Enlisted	74	±2	21	3	6	14	56	±2	3.8	±0.1	
E1 – E4	54	±3	24	4	9	15	49	±4	3.6	±0.2	
E5 – E9	89	±1	19	2	5	14	59	±2	3.9	±0.1	
Officers	78	±2	9	1	1	11	78	±2	4.5	±0.1	
O1 – O3	69	±2	11	1	1	11	76	±3	4.4	±0.1	
O4 – O6	87	±2	7	0	0	9	83	±2	4.6	±0.1	
Experienced USC	71	±11	18	14	6	20	41	±15	3.5	±0.5	
Not Experienced USC	74	±2	18	2	5	14	61	±2	4.0	±0.1	
Experienced SH	74	±6	20	11	15	20	34	±6	3.4	±0.2	
Not Experienced SH	74	±2	18	2	5	13	62	±2	4.0	±0.1	
Deployed Past 12 Months	100	±1	21	2	6	14	57	±3	3.8	±0.1	
Not Deployed Past 12 Months	60	±2	16	2	5	14	63	±2	4.0	±0.1	
Army Enlisted	76	±3	21	3	7	14	54	±4	3.8	±0.1	
E1 – E4	59	±5	23	5	10	14	49	±7	3.6	±0.3	
Army Officers	84	±2	11	1	1	13	74	±3	4.4	±0.1	
Navy Enlisted	81	±3	22	3	8	17	50	±3	3.7	±0.1	
E1 – E4	61	±6	28	3	12	16	41	±8	3.4	±0.3	
Navy Officers	86	±3	9	1	1	10	80	±3	4.5	±0.1	
Marine Corps Enlisted	66	±4	21	3	5	14	57	±4	3.8	±0.2	
E1 – E4	49	±5	21	3	5	16	54	±6	3.8	±0.2	
Marine Corps Officers	81	±5	9	0	2	5	84	±5	4.5	±0.2	
Air Force Enlisted	66	±2	17	1	3	11	67	±3	4.1	±0.1	
E1 – E4	40	±4	21	2	3	14	60	±7	3.9	±0.3	
Air Force Officers	65	±3	7	0	1	10	82	±3	4.6	±0.1	

**15. To what extent do/would you feel safe during deployments from being sexually harassed at the following times and locations?**
**b. ON base/installation/ship, during the evening**

 1. Not at all  
 4. Large extent

















































 2. Small extent  
 5. Very large extent

3. Moderate extent

	Percent Responding		Percentages					Max ME	Degree of Feeling Safe From Being Sexually Harassed		
			1	2	3	4	5				
<b>TOTAL</b>	71	±1	18	4	8	16	55	±2	3.9	±0.1	
<b>Army</b>	75	±2	18	4	9	16	53	±3	3.8	±0.1	
<b>Navy</b>	79	±2	19	4	9	17	50	±3	3.8	±0.1	
<b>Marine Corps</b>	66	±3	19	3	6	14	59	±3	3.9	±0.1	
<b>Air Force</b>	62	±2	14	2	6	15	63	±2	4.1	±0.1	
<b>PAYGRADE</b>											
<b>Enlisted</b>	71	±2	19	4	9	16	51	±2	3.8	±0.1	
<b>E1 – E4</b>	51	±3	23	5	12	16	44	±4	3.5	±0.2	
E1 – E3	33	±4	24	5	12	17	42	±7	3.5	±0.3	
E4	65	±3	22	5	12	16	45	±4	3.6	±0.2	
<b>E5 – E9</b>	86	±1	18	4	8	16	55	±2	3.9	±0.1	
E5 – E6	85	±2	18	4	9	16	53	±2	3.8	±0.1	
E7 – E9	89	±2	18	2	5	15	60	±2	4.0	±0.1	
<b>Officers</b>	75	±1	9	2	3	15	72	±2	4.4	±0.1	
<b>W1 – W5</b>	90	±3	12	1	5	17	65	±4	4.2	±0.1	
<b>O1 – O3</b>	66	±2	10	2	4	16	67	±2	4.3	±0.1	
<b>O4 – O6</b>	83	±2	7	1	2	12	77	±2	4.5	±0.1	
<b>DEPLOYMENT</b>											
<b>Deployed Past 12 Months</b>	99	±1	20	4	9	15	53	±2	3.8	±0.1	
<b>Not Deployed Past 12 Months</b>	56	±2	16	3	8	16	57	±2	4.0	±0.1	
<b>RACE/ETHNICITY</b>											
<b>Non-Hispanic White</b>	71	±2	15	3	6	15	61	±2	4.0	±0.1	
<b>Total Minority</b>	71	±2	21	5	11	17	46	±2	3.6	±0.1	
Non-Hispanic Black	75	±3	20	5	12	19	44	±3	3.6	±0.1	
Hispanic	70	±3	23	4	10	15	47	±4	3.6	±0.2	
<b>EXPERIENCED BEHAVIORS</b>											
<b>Experienced USC</b>	64	±7	16	15	15	20	33	±10	3.4	±0.3	
<b>Not Experienced USC</b>	71	±1	18	3	8	16	56	±2	3.9	±0.1	
<b>Experienced SH</b>	66	±3	16	15	24	21	24	±4	3.2	±0.2	
<b>Not Experienced SH</b>	72	±1	18	2	7	15	58	±2	3.9	±0.1	
<b>FEMALES</b>											
<b>Total</b>	55	±2	11	12	25	29	22	±2	3.4	±0.1	
<b>Army</b>	58	±3	13	15	27	27	19	±3	3.2	±0.1	
<b>Navy</b>	63	±3	12	13	26	29	20	±4	3.3	±0.1	
<b>Marine Corps</b>	40	±7	12	11	27	27	22	±8	3.4	±0.2	
<b>Air Force</b>	48	±3	9	9	22	31	29	±4	3.6	±0.1	
<b>Enlisted</b>	55	±2	12	13	27	27	21	±2	3.3	±0.1	
E1 – E4	38	±3	14	15	31	24	16	±4	3.1	±0.2	
E5 – E9	69	±2	11	12	25	28	23	±3	3.4	±0.1	
<b>Officers</b>	56	±3	7	9	18	38	29	±3	3.7	±0.1	
O1 – O3	52	±4	6	10	19	39	25	±5	3.7	±0.2	
O4 – O6	60	±3	7	6	15	36	36	±4	3.9	±0.1	

Note. Percent responding are Service members who answered the question and who have been deployed longer than 30 consecutive days (Q11).



15b. Continued	Percent Responding		Percentages					Max ME	Degree of Feeling Safe From Being Sexually Harassed		
			1	2	3	4	5				
<b>FEMALES (CONTINUED)</b>											
Experienced USC	53	±7	14	18	30	19	19	±12	3.1	±0.3	
Not Experienced USC	55	±2	11	12	25	30	23	±2	3.4	±0.1	
Experienced SH	58	±3	11	19	35	22	13	±4	3.0	±0.1	
Not Experienced SH	53	±2	11	9	20	33	27	±3	3.6	±0.1	
Deployed Past 12 Months	99	±1	11	15	27	27	20	±3	3.3	±0.1	
Not Deployed Past 12 Months	41	±2	11	10	24	30	24	±3	3.5	±0.1	
Army Enlisted	56	±3	14	16	28	24	18	±4	3.2	±0.2	
E1 – E4	42	±5	17	18	30	18	17	±8	3.0	±0.3	
Army Officers	66	±4	8	10	23	36	23	±5	3.6	±0.2	
Navy Enlisted	65	±3	13	14	28	27	18	±4	3.2	±0.1	
E1 – E4	49	±5	14	15	34	26	11	±8	3.0	±0.2	
Navy Officers	55	±6	6	7	13	41	33	±7	3.9	±0.2	
Marine Corps Enlisted	37	±7	12	12	29	26	20	±9	3.3	±0.2	
E1 – E4	21	±7	13	19	23	31	13	±18	3.1	±0.3	
Marine Corps Officers	69	±10	9	7	18	36	31	±7	3.7	±0.2	
Air Force Enlisted	49	±3	10	9	24	29	27	±4	3.6	±0.2	
E1 – E4	31	±5	10	9	32	28	21	±8	3.4	±0.2	
Air Force Officers	45	±4	4	8	13	39	35	±6	3.9	±0.2	
<b>MALES</b>											
Total	74	±2	18	2	6	14	59	±2	3.9	±0.1	
Army	77	±2	19	3	7	14	57	±3	3.9	±0.1	
Navy	81	±3	20	3	7	16	54	±3	3.8	±0.1	
Marine Corps	68	±3	19	3	5	13	60	±3	3.9	±0.1	
Air Force	66	±2	15	1	3	12	69	±3	4.2	±0.1	
Enlisted	73	±2	20	3	7	15	55	±2	3.8	±0.1	
E1 – E4	54	±3	24	4	10	15	48	±4	3.6	±0.2	
E5 – E9	88	±1	19	3	6	14	58	±2	3.9	±0.1	
Officers	78	±2	9	1	1	11	77	±2	4.5	±0.1	
O1 – O3	69	±2	11	1	1	12	75	±3	4.4	±0.1	
O4 – O6	87	±2	7	0	1	10	82	±2	4.6	±0.1	
Experienced USC	72	±11	17	14	8	20	40	±15	3.5	±0.4	
Not Experienced USC	74	±2	18	2	6	14	60	±2	3.9	±0.1	
Experienced SH	73	±6	20	12	16	20	32	±6	3.3	±0.2	
Not Experienced SH	74	±2	18	2	5	14	61	±2	4.0	±0.1	
Deployed Past 12 Months	99	±1	21	2	6	14	57	±3	3.8	±0.1	
Not Deployed Past 12 Months	59	±2	16	3	6	14	62	±2	4.0	±0.1	
Army Enlisted	76	±3	21	3	9	14	53	±4	3.8	±0.1	
E1 – E4	59	±5	23	4	12	14	47	±7	3.6	±0.3	
Army Officers	84	±2	11	1	2	14	73	±3	4.4	±0.1	
Navy Enlisted	80	±3	22	4	8	17	49	±3	3.7	±0.1	
E1 – E4	61	±6	28	5	12	15	40	±8	3.3	±0.3	
Navy Officers	86	±3	9	1	1	11	78	±3	4.5	±0.1	
Marine Corps Enlisted	66	±4	21	3	5	15	57	±4	3.8	±0.2	
E1 – E4	49	±5	21	4	6	17	53	±6	3.8	±0.2	
Marine Corps Officers	81	±5	9	0	1	6	83	±5	4.5	±0.2	
Air Force Enlisted	66	±2	17	1	4	12	66	±3	4.1	±0.1	
E1 – E4	39	±4	21	1	4	15	59	±7	3.9	±0.3	
Air Force Officers	65	±3	7	0	1	11	81	±3	4.6	±0.1	















































**15. To what extent do/would you feel safe during deployments from being sexually harassed at the following times and locations?**

**c. ON base/installation/ship, after lights out**

- 1. Not at all
- 2. Small extent
- 3. Moderate extent
- 4. Large extent
- 5. Very large extent

	Percent Responding		Percentages					Max ME	Degree of Feeling Safe From Being Sexually Harassed		
			1	2	3	4	5				
<b>TOTAL</b>	71	±1	18	4	8	15	55	±2	3.8	±0.1	
<b>Army</b>	75	±2	19	5	9	15	52	±3	3.8	±0.1	
<b>Navy</b>	79	±2	19	4	9	17	49	±3	3.7	±0.1	
<b>Marine Corps</b>	66	±3	19	3	7	13	59	±3	3.9	±0.1	
<b>Air Force</b>	62	±2	15	2	6	14	62	±2	4.1	±0.1	
<b>PAYGRADE</b>											
<b>Enlisted</b>	71	±2	20	4	9	15	51	±2	3.7	±0.1	
<b>E1 – E4</b>	51	±3	23	5	12	16	44	±4	3.5	±0.2	
E1 – E3	33	±4	25	6	11	17	41	±7	3.4	±0.3	
E4	65	±3	22	5	12	15	45	±4	3.5	±0.2	
<b>E5 – E9</b>	86	±1	18	4	8	15	54	±2	3.8	±0.1	
E5 – E6	85	±2	19	4	9	15	53	±2	3.8	±0.1	
E7 – E9	90	±2	18	3	5	15	59	±2	4.0	±0.1	
<b>Officers</b>	75	±1	9	2	3	14	71	±2	4.4	±0.1	
<b>W1 – W5</b>	90	±3	13	2	5	16	65	±4	4.2	±0.1	
<b>O1 – O3</b>	65	±2	10	3	4	16	67	±2	4.3	±0.1	
<b>O4 – O6</b>	83	±2	7	1	2	12	77	±2	4.5	±0.1	
<b>DEPLOYMENT</b>											
<b>Deployed Past 12 Months</b>	100	±1	20	4	9	15	52	±2	3.8	±0.1	
<b>Not Deployed Past 12 Months</b>	56	±2	16	4	8	16	57	±2	3.9	±0.1	
<b>RACE/ETHNICITY</b>											
<b>Non-Hispanic White</b>	71	±2	15	3	7	14	61	±2	4.0	±0.1	
<b>Total Minority</b>	71	±2	22	5	11	17	45	±2	3.6	±0.1	
Non-Hispanic Black	75	±3	21	5	12	18	44	±3	3.6	±0.1	
Hispanic	70	±3	24	5	10	15	47	±4	3.6	±0.2	
<b>EXPERIENCED BEHAVIORS</b>											
<b>Experienced USC</b>	64	±7	18	15	13	18	36	±10	3.4	±0.3	
<b>Not Experienced USC</b>	71	±1	18	4	8	15	55	±2	3.9	±0.1	
<b>Experienced SH</b>	66	±3	19	15	22	20	24	±4	3.1	±0.2	
<b>Not Experienced SH</b>	72	±1	18	3	7	15	58	±2	3.9	±0.1	
<b>FEMALES</b>											
<b>Total</b>	55	±2	13	14	25	26	21	±2	3.3	±0.1	
<b>Army</b>	58	±3	14	17	26	25	18	±3	3.1	±0.1	
<b>Navy</b>	63	±3	15	14	25	26	19	±4	3.2	±0.1	
<b>Marine Corps</b>	40	±7	11	14	29	24	22	±8	3.3	±0.2	
<b>Air Force</b>	49	±3	10	10	24	28	27	±4	3.5	±0.1	
<b>Enlisted</b>	55	±2	15	15	26	24	20	±2	3.2	±0.1	
E1 – E4	39	±3	17	16	29	21	16	±4	3.0	±0.2	
E5 – E9	68	±2	13	14	25	26	22	±3	3.3	±0.1	
<b>Officers</b>	56	±3	8	11	20	35	27	±3	3.6	±0.1	
O1 – O3	52	±4	8	13	21	36	23	±5	3.5	±0.2	
O4 – O6	60	±3	7	8	17	35	33	±4	3.8	±0.1	

Note. Percent responding are Service members who answered the question and who have been deployed longer than 30 consecutive days (Q11).

15c. Continued	Percent Responding		Percentages					Max ME	Degree of Feeling Safe From Being Sexually Harassed		
			1	2	3	4	5				
<b>FEMALES (CONTINUED)</b>											
Experienced USC	53	±7	16	23	22	20	20	±12	3.0	±0.3	
Not Experienced USC	55	±2	13	13	25	27	22	±2	3.3	±0.1	
Experienced SH	58	±3	14	23	31	19	13	±3	2.9	±0.1	
Not Experienced SH	53	±2	13	10	22	30	26	±2	3.5	±0.1	
Deployed Past 12 Months	99	±1	13	16	27	25	19	±3	3.2	±0.1	
Not Deployed Past 12 Months	41	±2	13	13	24	27	23	±3	3.3	±0.1	
Army Enlisted	56	±3	16	18	27	23	17	±4	3.1	±0.2	
E1 – E4	42	±5	20	18	27	18	16	±8	2.9	±0.3	
Army Officers	65	±4	9	14	24	32	21	±5	3.4	±0.2	
Navy Enlisted	64	±3	17	15	26	24	18	±4	3.1	±0.2	
E1 – E4	49	±5	18	17	30	22	13	±8	2.9	±0.2	
Navy Officers	55	±6	7	8	17	39	30	±7	3.8	±0.2	
Marine Corps Enlisted	37	±7	12	15	31	22	20	±9	3.2	±0.2	
E1 – E4	21	±7	13	20	30	23	12	±17	3.0	±0.3	
Marine Corps Officers	69	±10	8	10	16	35	31	±7	3.7	±0.2	
Air Force Enlisted	49	±3	11	11	26	26	26	±4	3.4	±0.2	
E1 – E4	32	±5	12	13	31	24	20	±8	3.3	±0.2	
Air Force Officers	45	±4	6	8	17	36	33	±6	3.8	±0.2	
<b>MALES</b>											
Total	74	±2	19	3	6	14	59	±2	3.9	±0.1	
Army	77	±2	19	3	7	14	57	±3	3.9	±0.1	
Navy	82	±3	20	3	7	16	53	±3	3.8	±0.1	
Marine Corps	68	±3	19	2	6	13	60	±3	3.9	±0.1	
Air Force	65	±2	15	1	3	12	69	±3	4.2	±0.1	
Enlisted	73	±2	21	3	7	14	55	±2	3.8	±0.1	
E1 – E4	54	±3	24	4	10	15	47	±4	3.6	±0.2	
E5 – E9	89	±1	19	3	6	14	58	±2	3.9	±0.1	
Officers	78	±2	9	1	1	12	77	±2	4.5	±0.1	
O1 – O3	69	±2	11	1	1	12	75	±3	4.4	±0.1	
O4 – O6	87	±2	7	0	1	10	82	±2	4.6	±0.1	
Experienced USC	71	±11	19	11	9	17	44	±15	3.6	±0.5	
Not Experienced USC	74	±2	18	2	6	14	59	±2	3.9	±0.1	
Experienced SH	74	±6	22	10	15	20	32	±6	3.3	±0.2	
Not Experienced SH	74	±2	18	2	6	13	60	±2	4.0	±0.1	
Deployed Past 12 Months	100	±1	21	3	7	14	56	±3	3.8	±0.1	
Not Deployed Past 12 Months	59	±2	17	2	6	14	61	±2	4.0	±0.1	
Army Enlisted	76	±3	21	4	8	14	53	±4	3.7	±0.1	
E1 – E4	59	±5	23	5	11	14	47	±7	3.6	±0.3	
Army Officers	84	±2	11	1	2	14	73	±3	4.4	±0.1	
Navy Enlisted	81	±3	22	4	9	17	49	±3	3.7	±0.1	
E1 – E4	61	±6	29	4	12	17	38	±8	3.3	±0.3	
Navy Officers	86	±3	9	1	1	11	78	±3	4.5	±0.1	
Marine Corps Enlisted	66	±4	21	3	6	14	57	±4	3.8	±0.2	
E1 – E4	49	±5	21	4	7	15	53	±6	3.7	±0.2	
Marine Corps Officers	80	±5	9	0	2	6	83	±5	4.5	±0.2	
Air Force Enlisted	65	±3	17	1	4	12	66	±3	4.1	±0.1	
E1 – E4	39	±4	21	1	4	16	57	±7	3.9	±0.3	
Air Force Officers	65	±3	7	0	1	11	81	±3	4.6	±0.1	

**15. To what extent do/would you feel safe during deployments from being sexually harassed at the following times and locations?**

**d. ON base/installation/ship, during the weekend**










































1. Not at all  
4. Large extent

2. Small extent  
5. Very large extent

3. Moderate extent

	Percent Responding		Percentages					Max ME	Degree of Feeling Safe From Being Sexually Harassed		
			1	2	3	4	5				
<b>TOTAL</b>	71	±1	18	4	8	16	55	±2	3.9	±0.1	
<b>Army</b>	74	±2	18	5	9	16	52	±3	3.8	±0.1	
<b>Navy</b>	79	±2	19	5	9	17	50	±3	3.7	±0.1	
<b>Marine Corps</b>	66	±3	19	3	6	13	58	±3	3.9	±0.1	
<b>Air Force</b>	62	±2	14	2	6	15	63	±2	4.1	±0.1	
<b>PAYGRADE</b>											
<b>Enlisted</b>	71	±2	20	4	9	16	51	±2	3.7	±0.1	
<b>E1 – E4</b>	51	±3	22	6	12	16	44	±4	3.5	±0.2	
E1 – E3	33	±4	24	6	12	17	41	±7	3.4	±0.3	
E4	65	±3	22	6	12	15	45	±4	3.6	±0.2	
<b>E5 – E9</b>	86	±1	18	4	8	16	54	±2	3.8	±0.1	
E5 – E6	84	±2	18	4	9	16	53	±2	3.8	±0.1	
E7 – E9	89	±2	18	2	5	15	60	±2	4.0	±0.1	
<b>Officers</b>	74	±1	9	2	3	15	72	±2	4.4	±0.1	
<b>W1 – W5</b>	90	±3	12	2	5	16	65	±4	4.2	±0.1	
<b>O1 – O3</b>	65	±2	10	2	4	16	67	±2	4.3	±0.1	
<b>O4 – O6</b>	83	±2	7	1	2	12	77	±2	4.5	±0.1	
<b>DEPLOYMENT</b>											
<b>Deployed Past 12 Months</b>	99	±1	20	4	8	15	52	±2	3.8	±0.1	
<b>Not Deployed Past 12 Months</b>	56	±2	16	4	8	16	57	±2	3.9	±0.1	
<b>RACE/ETHNICITY</b>											
<b>Non-Hispanic White</b>	71	±2	15	3	6	15	61	±2	4.0	±0.1	
<b>Total Minority</b>	71	±2	22	5	11	17	45	±2	3.6	±0.1	
Non-Hispanic Black	75	±3	20	5	12	19	44	±3	3.6	±0.1	
Hispanic	70	±3	24	5	9	16	47	±4	3.6	±0.2	
<b>EXPERIENCED BEHAVIORS</b>											
<b>Experienced USC</b>	64	±7	17	18	13	18	34	±10	3.4	±0.3	
<b>Not Experienced USC</b>	71	±1	18	4	8	16	56	±2	3.9	±0.1	
<b>Experienced SH</b>	66	±3	17	15	23	21	23	±4	3.2	±0.2	
<b>Not Experienced SH</b>	72	±1	18	3	6	15	58	±2	3.9	±0.1	
<b>FEMALES</b>											
<b>Total</b>	55	±2	12	12	25	29	22	±2	3.4	±0.1	
<b>Army</b>	57	±3	13	15	26	27	19	±3	3.2	±0.1	
<b>Navy</b>	63	±3	13	14	24	29	19	±4	3.3	±0.1	
<b>Marine Corps</b>	40	±7	10	10	30	27	23	±8	3.4	±0.2	
<b>Air Force</b>	48	±3	10	8	23	31	29	±4	3.6	±0.1	
<b>Enlisted</b>	54	±2	13	13	26	27	21	±2	3.3	±0.1	
E1 – E4	38	±3	15	14	33	22	17	±4	3.1	±0.2	
E5 – E9	68	±2	12	13	23	29	22	±3	3.4	±0.1	
<b>Officers</b>	55	±3	7	9	18	37	30	±3	3.7	±0.1	
O1 – O3	52	±4	7	11	19	38	26	±5	3.7	±0.2	
O4 – O6	59	±3	7	6	16	36	36	±4	3.9	±0.1	

Note. Percent responding are Service members who answered the question and who have been deployed longer than 30 consecutive days (Q11).

15d. Continued	Percent Responding		Percentages					Max ME	Degree of Feeling Safe From Being Sexually Harassed		
			1	2	3	4	5				
<b>FEMALES (CONTINUED)</b>											
Experienced USC	53	±7	15	20	30	16	19	±12	3.1	±0.3	
Not Experienced USC	55	±2	11	12	24	30	23	±2	3.4	±0.1	
Experienced SH	58	±3	12	21	34	22	12	±4	3.0	±0.1	
Not Experienced SH	53	±2	12	8	20	32	27	±3	3.6	±0.1	
Deployed Past 12 Months	98	±1	12	14	27	27	20	±3	3.3	±0.1	
Not Deployed Past 12 Months	41	±2	12	11	23	30	24	±3	3.4	±0.1	
Army Enlisted	55	±3	14	16	27	25	18	±4	3.2	±0.2	
E1 – E4	42	±5	17	15	31	17	19	±8	3.1	±0.3	
Army Officers	65	±4	9	11	23	32	25	±5	3.5	±0.2	
Navy Enlisted	64	±3	15	15	26	27	17	±4	3.2	±0.1	
E1 – E4	49	±5	16	17	31	24	12	±8	3.0	±0.2	
Navy Officers	54	±6	6	6	15	43	30	±7	3.8	±0.2	
Marine Corps Enlisted	37	±7	10	11	33	25	21	±10	3.4	±0.2	
E1 – E4	21	±7	11	13	36	27	12	±15	3.2	±0.3	
Marine Corps Officers	69	±10	8	8	18	32	34	±7	3.8	±0.2	
Air Force Enlisted	49	±3	11	8	25	29	27	±4	3.5	±0.2	
E1 – E4	31	±5	10	9	36	25	20	±8	3.4	±0.2	
Air Force Officers	45	±4	4	8	13	39	36	±6	3.9	±0.2	
<b>MALES</b>											
Total	74	±2	18	3	6	14	59	±2	3.9	±0.1	
Army	77	±2	19	3	7	14	57	±3	3.9	±0.1	
Navy	81	±3	20	3	7	16	54	±3	3.8	±0.1	
Marine Corps	68	±3	19	3	5	13	60	±3	3.9	±0.1	
Air Force	66	±2	15	1	3	12	69	±3	4.2	±0.1	
Enlisted	73	±2	20	3	7	15	55	±2	3.8	±0.1	
E1 – E4	53	±3	23	5	9	15	47	±4	3.6	±0.2	
E5 – E9	88	±1	19	3	6	14	58	±2	3.9	±0.1	
Officers	78	±2	9	1	1	12	77	±2	4.5	±0.1	
O1 – O3	69	±2	11	1	1	13	75	±3	4.4	±0.1	
O4 – O6	86	±2	7	0	1	10	82	±2	4.6	±0.1	
Experienced USC	72	±11	17	16	5	19	41	±14	3.5	±0.5	
Not Experienced USC	74	±2	18	3	6	14	60	±2	3.9	±0.1	
Experienced SH	73	±6	21	12	16	21	31	±6	3.3	±0.2	
Not Experienced SH	74	±2	18	2	5	14	61	±2	4.0	±0.1	
Deployed Past 12 Months	99	±1	20	3	6	14	56	±3	3.8	±0.1	
Not Deployed Past 12 Months	59	±2	16	3	5	14	62	±2	4.0	±0.1	
Army Enlisted	76	±3	21	4	8	14	53	±4	3.8	±0.1	
E1 – E4	59	±5	22	7	10	15	47	±7	3.6	±0.3	
Army Officers	83	±2	11	1	2	14	73	±3	4.4	±0.1	
Navy Enlisted	80	±3	22	4	8	17	49	±3	3.7	±0.1	
E1 – E4	61	±6	28	4	13	15	39	±8	3.3	±0.3	
Navy Officers	85	±3	9	1	1	12	77	±3	4.5	±0.1	
Marine Corps Enlisted	66	±4	21	3	6	14	56	±4	3.8	±0.2	
E1 – E4	48	±5	21	4	8	16	52	±6	3.7	±0.2	
Marine Corps Officers	81	±5	9	0	1	6	84	±5	4.5	±0.2	
Air Force Enlisted	66	±2	17	1	3	12	66	±3	4.1	±0.1	
E1 – E4	40	±4	21	1	4	15	58	±7	3.9	±0.3	
Air Force Officers	65	±3	7	0	1	11	81	±3	4.6	±0.1	

**15. To what extent do/would you feel safe during deployments from being sexually harassed at the following times and locations?**

**e. ON base/installation/ship, in your barracks/housing area**

















































1. Not at all  
4. Large extent

2. Small extent  
5. Very large extent

3. Moderate extent

















































	Percent Responding		Percentages					Max ME	Degree of Feeling Safe From Being Sexually Harassed		
			1	2	3	4	5				
<b>TOTAL</b>	71	±1	18	3	7	15	56	±2	3.9	±0.1	
<b>Army</b>	74	±2	19	4	8	16	54	±3	3.8	±0.1	
<b>Navy</b>	78	±2	20	4	8	17	51	±3	3.8	±0.1	
<b>Marine Corps</b>	66	±3	19	3	6	13	59	±3	3.9	±0.1	
<b>Air Force</b>	62	±2	14	2	5	14	64	±2	4.1	±0.1	
<b>PAYGRADE</b>											
<b>Enlisted</b>	70	±2	20	4	8	16	53	±2	3.8	±0.1	
<b>E1 – E4</b>	51	±3	23	5	11	15	46	±4	3.6	±0.2	
E1 – E3	33	±4	24	5	11	16	44	±7	3.5	±0.3	
E4	64	±3	23	4	11	15	47	±4	3.6	±0.2	
<b>E5 – E9</b>	85	±1	19	3	7	16	56	±2	3.9	±0.1	
E5 – E6	84	±2	19	3	8	16	54	±2	3.8	±0.1	
E7 – E9	89	±2	18	2	4	14	60	±2	4.0	±0.1	
<b>Officers</b>	74	±1	9	1	3	14	73	±2	4.4	±0.1	
<b>W1 – W5</b>	89	±3	12	2	4	15	67	±4	4.2	±0.1	
<b>O1 – O3</b>	65	±2	10	1	3	16	69	±2	4.3	±0.1	
<b>O4 – O6</b>	83	±2	7	1	2	12	78	±2	4.5	±0.1	
<b>DEPLOYMENT</b>											
<b>Deployed Past 12 Months</b>	99	±1	20	3	7	15	54	±2	3.8	±0.1	
<b>Not Deployed Past 12 Months</b>	56	±2	16	3	7	15	58	±2	4.0	±0.1	
<b>RACE/ETHNICITY</b>											
<b>Non-Hispanic White</b>	71	±2	16	2	5	14	62	±2	4.1	±0.1	
<b>Total Minority</b>	71	±2	22	4	10	17	47	±2	3.6	±0.1	
Non-Hispanic Black	74	±3	20	5	12	17	46	±3	3.6	±0.1	
Hispanic	70	±3	24	4	9	16	47	±4	3.6	±0.2	
<b>EXPERIENCED BEHAVIORS</b>											
<b>Experienced USC</b>	64	±7	17	12	13	21	37	±10	3.5	±0.3	
<b>Not Experienced USC</b>	71	±1	18	3	7	15	57	±2	3.9	±0.1	
<b>Experienced SH</b>	66	±3	19	12	19	22	28	±4	3.3	±0.2	
<b>Not Experienced SH</b>	72	±1	18	2	6	15	59	±2	3.9	±0.1	
<b>FEMALES</b>											
<b>Total</b>	55	±2	13	10	20	29	27	±2	3.5	±0.1	
<b>Army</b>	57	±3	15	12	21	29	23	±3	3.3	±0.1	
<b>Navy</b>	63	±3	15	12	20	30	24	±4	3.4	±0.1	
<b>Marine Corps</b>	40	±7	12	9	24	25	29	±9	3.5	±0.2	
<b>Air Force</b>	49	±3	10	8	19	29	34	±4	3.7	±0.1	
<b>Enlisted</b>	55	±2	15	11	22	28	24	±2	3.4	±0.1	
E1 – E4	39	±3	16	12	25	27	20	±4	3.2	±0.2	
E5 – E9	69	±2	14	11	20	28	26	±3	3.4	±0.1	
<b>Officers</b>	55	±3	8	5	13	37	36	±4	3.9	±0.1	
O1 – O3	52	±4	8	6	14	38	34	±5	3.8	±0.2	
O4 – O6	60	±3	8	4	11	35	42	±4	4.0	±0.1	

Note. Percent responding are Service members who answered the question and who have been deployed longer than 30 consecutive days (Q11).

















































15e. Continued	Percent Responding		Percentages					Max ME	Degree of Feeling Safe From Being Sexually Harassed		
			1	2	3	4	5				
<b>FEMALES (CONTINUED)</b>											
Experienced USC	53	±7	17	17	20	24	22	±11	3.2	±0.3	
Not Experienced USC	55	±2	13	10	20	30	27	±2	3.5	±0.1	
Experienced SH	58	±3	14	16	27	25	17	±3	3.2	±0.1	
Not Experienced SH	53	±2	13	7	17	32	31	±3	3.6	±0.1	
Deployed Past 12 Months	99	±1	14	11	21	30	24	±3	3.4	±0.1	
Not Deployed Past 12 Months	41	±2	13	10	20	29	28	±3	3.5	±0.1	
Army Enlisted	56	±3	16	13	23	28	21	±4	3.2	±0.2	
E1 – E4	42	±5	21	12	22	23	22	±8	3.1	±0.3	
Army Officers	65	±4	9	7	17	36	31	±5	3.7	±0.2	
Navy Enlisted	64	±3	16	13	21	28	21	±4	3.2	±0.2	
E1 – E4	49	±5	16	15	25	28	16	±8	3.1	±0.2	
Navy Officers	55	±6	6	3	10	41	38	±7	4.0	±0.2	
Marine Corps Enlisted	37	±7	13	10	28	23	27	±10	3.4	±0.2	
E1 – E4	21	±7	19	10	28	24	19	±17	3.1	±0.3	
Marine Corps Officers	67	±10	9	6	9	35	41	±7	3.9	±0.2	
Air Force Enlisted	49	±3	11	8	21	28	32	±4	3.6	±0.2	
E1 – E4	32	±5	9	9	28	31	23	±8	3.5	±0.2	
Air Force Officers	45	±4	7	4	10	36	43	±6	4.0	±0.2	
<b>MALES</b>											
Total	74	±2	19	2	5	13	60	±2	3.9	±0.1	
Army	77	±2	19	3	6	14	58	±3	3.9	±0.1	
Navy	81	±3	21	3	6	15	55	±3	3.8	±0.1	
Marine Corps	68	±3	19	3	5	12	61	±3	3.9	±0.1	
Air Force	65	±2	15	1	3	11	70	±3	4.2	±0.1	
Enlisted	73	±2	21	3	6	14	56	±2	3.8	±0.1	
E1 – E4	53	±3	24	4	9	14	49	±4	3.6	±0.2	
E5 – E9	88	±1	19	2	5	14	59	±2	3.9	±0.1	
Officers	78	±2	9	1	1	11	78	±2	4.5	±0.1	
O1 – O3	68	±2	11	1	2	12	75	±3	4.4	±0.1	
O4 – O6	86	±2	7	0	1	10	82	±2	4.6	±0.1	
Experienced USC	71	±11	17	10	9	20	44	±15	3.7	±0.4	
Not Experienced USC	74	±2	19	2	5	13	61	±2	3.9	±0.1	
Experienced SH	74	±6	22	10	13	20	36	±6	3.4	±0.3	
Not Experienced SH	74	±2	19	2	5	13	61	±2	4.0	±0.1	
Deployed Past 12 Months	99	±1	21	2	6	13	57	±3	3.8	±0.1	
Not Deployed Past 12 Months	59	±2	17	2	5	13	62	±2	4.0	±0.1	
Army Enlisted	76	±3	21	3	8	14	54	±4	3.8	±0.1	
E1 – E4	59	±5	23	4	11	13	49	±7	3.6	±0.3	
Army Officers	83	±2	11	1	2	13	73	±3	4.4	±0.1	
Navy Enlisted	80	±3	23	3	8	16	50	±3	3.7	±0.1	
E1 – E4	60	±6	30	3	12	15	41	±8	3.4	±0.3	
Navy Officers	85	±3	9	1	1	11	78	±3	4.5	±0.1	
Marine Corps Enlisted	66	±4	21	3	6	13	57	±4	3.8	±0.2	
E1 – E4	49	±5	21	4	6	15	54	±6	3.8	±0.2	
Marine Corps Officers	80	±5	10	0	1	6	83	±5	4.5	±0.2	
Air Force Enlisted	66	±2	17	2	3	11	67	±3	4.1	±0.1	
E1 – E4	39	±4	21	3	4	13	60	±7	3.9	±0.3	
Air Force Officers	65	±3	7	0	1	10	82	±3	4.6	±0.1	





15f. Continued	Percent Responding		Percentages					Max ME	Degree of Feeling Safe From Being Sexually Harassed		
			1	2	3	4	5				
<b>FEMALES (CONTINUED)</b>											
Experienced USC	53	±7	17	17	34	19	14	±13	3.0	±0.3	
Not Experienced USC	55	±2	10	12	26	30	21	±2	3.4	±0.1	
Experienced SH	58	±3	11	19	36	22	11	±4	3.0	±0.1	
Not Experienced SH	53	±2	12	9	22	32	25	±3	3.5	±0.1	
Deployed Past 12 Months	99	±1	11	14	28	28	18	±3	3.3	±0.1	
Not Deployed Past 12 Months	41	±2	11	12	25	30	22	±3	3.4	±0.1	
Army Enlisted	56	±3	14	15	33	23	15	±4	3.1	±0.1	
E1 – E4	42	±5	18	13	36	17	16	±8	3.0	±0.3	
Army Officers	66	±4	9	9	24	36	21	±5	3.5	±0.2	
Navy Enlisted	64	±3	14	15	28	25	18	±4	3.2	±0.1	
E1 – E4	49	±5	14	18	33	21	14	±8	3.0	±0.2	
Navy Officers	54	±6	6	6	15	45	28	±7	3.8	±0.2	
Marine Corps Enlisted	37	±7	11	16	24	30	20	±11	3.3	±0.2	
E1 – E4	21	±7	13	17	24	34	11	±18	3.1	±0.3	
Marine Corps Officers	69	±10	9	7	17	35	31	±7	3.7	±0.2	
Air Force Enlisted	49	±3	10	12	24	30	24	±4	3.5	±0.2	
E1 – E4	32	±5	9	11	34	27	19	±8	3.4	±0.2	
Air Force Officers	45	±4	4	6	14	42	34	±6	4.0	±0.2	
<b>MALES</b>											
Total	74	±2	17	3	6	15	59	±2	4.0	±0.1	
Army	77	±2	18	3	8	15	57	±3	3.9	±0.1	
Navy	81	±3	19	3	8	17	53	±3	3.8	±0.1	
Marine Corps	68	±3	19	2	5	14	59	±3	3.9	±0.1	
Air Force	66	±2	15	1	3	11	70	±3	4.2	±0.1	
Enlisted	73	±2	19	3	8	15	55	±2	3.8	±0.1	
E1 – E4	54	±3	21	4	10	16	49	±4	3.7	±0.2	
E5 – E9	88	±1	18	3	6	15	58	±2	3.9	±0.1	
Officers	78	±2	9	1	1	12	77	±2	4.5	±0.1	
O1 – O3	69	±2	11	1	2	12	75	±3	4.4	±0.1	
O4 – O6	87	±2	7	0	1	11	81	±2	4.6	±0.1	
Experienced USC	71	±11	18	13	6	21	42	±14	3.5	±0.5	
Not Experienced USC	74	±2	17	2	6	15	60	±2	4.0	±0.1	
Experienced SH	74	±6	20	10	17	23	30	±6	3.3	±0.2	
Not Experienced SH	74	±2	17	2	6	14	61	±2	4.0	±0.1	
Deployed Past 12 Months	99	±1	19	3	7	15	57	±3	3.9	±0.1	
Not Deployed Past 12 Months	59	±2	16	3	6	14	61	±2	4.0	±0.1	
Army Enlisted	76	±3	19	3	9	15	53	±4	3.8	±0.1	
E1 – E4	59	±5	20	4	11	16	48	±7	3.7	±0.3	
Army Officers	84	±2	10	1	2	14	73	±3	4.4	±0.1	
Navy Enlisted	81	±3	20	4	9	18	48	±3	3.7	±0.1	
E1 – E4	61	±6	24	5	13	17	41	±8	3.5	±0.3	
Navy Officers	86	±3	9	1	1	12	77	±3	4.5	±0.1	
Marine Corps Enlisted	66	±4	20	3	6	15	56	±4	3.8	±0.2	
E1 – E4	49	±5	20	3	7	17	52	±6	3.8	±0.2	
Marine Corps Officers	80	±5	9	0	1	6	83	±5	4.5	±0.2	
Air Force Enlisted	66	±2	17	1	4	12	67	±3	4.1	±0.1	
E1 – E4	40	±4	20	1	5	15	59	±7	3.9	±0.3	
Air Force Officers	65	±3	7	0	1	11	82	±3	4.6	±0.1	



















































15g. Continued	Percent Responding		Percentages					Max ME	Degree of Feeling Safe From Being Sexually Harassed		
			1	2	3	4	5				
<b>FEMALES (CONTINUED)</b>											
Experienced USC	53	±7	16	17	31	20	16	±12	3.0	±0.3	
Not Experienced USC	55	±2	12	14	25	29	21	±2	3.3	±0.1	
Experienced SH	58	±3	12	22	33	22	12	±4	3.0	±0.1	
Not Experienced SH	53	±2	13	10	22	30	25	±3	3.4	±0.1	
Deployed Past 12 Months	99	±1	13	16	25	27	19	±3	3.2	±0.1	
Not Deployed Past 12 Months	41	±2	12	13	26	28	21	±3	3.3	±0.1	
Army Enlisted	56	±3	15	16	29	23	16	±4	3.1	±0.1	
E1 – E4	42	±5	16	19	29	18	17	±8	3.0	±0.3	
Army Officers	65	±4	10	12	22	32	23	±5	3.5	±0.2	
Navy Enlisted	65	±3	14	17	26	26	17	±4	3.1	±0.1	
E1 – E4	49	±5	16	19	28	23	13	±8	3.0	±0.2	
Navy Officers	54	±6	5	5	23	40	27	±8	3.8	±0.2	
Marine Corps Enlisted	37	±7	12	18	21	27	23	±11	3.3	±0.3	
E1 – E4	21	±7	13	18	25	32	12	±18	3.1	±0.3	
Marine Corps Officers	68	±10	9	7	17	36	30	±7	3.7	±0.2	
Air Force Enlisted	49	±3	11	12	26	28	23	±4	3.4	±0.2	
E1 – E4	32	±5	10	12	33	26	19	±8	3.3	±0.2	
Air Force Officers	45	±4	6	9	16	40	30	±6	3.8	±0.2	
<b>MALES</b>											
Total	74	±2	18	3	6	15	59	±2	3.9	±0.1	
Army	77	±2	18	3	7	15	57	±3	3.9	±0.1	
Navy	82	±3	19	3	7	17	53	±3	3.8	±0.1	
Marine Corps	68	±3	19	3	5	13	60	±3	3.9	±0.1	
Air Force	66	±2	15	1	4	12	69	±3	4.2	±0.1	
Enlisted	74	±2	20	3	7	15	55	±2	3.8	±0.1	
E1 – E4	54	±3	22	3	9	16	49	±4	3.7	±0.2	
E5 – E9	89	±1	18	3	6	15	58	±2	3.9	±0.1	
Officers	78	±2	9	1	1	12	77	±2	4.5	±0.1	
O1 – O3	69	±2	11	1	2	12	75	±3	4.4	±0.1	
O4 – O6	87	±2	7	0	1	11	81	±2	4.6	±0.1	
Experienced USC	71	±11	13	13	13	19	41	±15	3.6	±0.4	
Not Experienced USC	74	±2	18	2	6	15	60	±2	4.0	±0.1	
Experienced SH	74	±6	21	10	16	21	32	±6	3.3	±0.2	
Not Experienced SH	74	±2	18	2	5	14	61	±2	4.0	±0.1	
Deployed Past 12 Months	100	±1	20	3	6	14	57	±3	3.9	±0.1	
Not Deployed Past 12 Months	59	±2	16	2	6	15	61	±2	4.0	±0.1	
Army Enlisted	76	±3	20	3	8	16	54	±4	3.8	±0.1	
E1 – E4	59	±5	21	4	9	18	48	±7	3.7	±0.3	
Army Officers	84	±2	10	1	2	13	73	±3	4.4	±0.1	
Navy Enlisted	81	±3	21	4	9	18	49	±3	3.7	±0.1	
E1 – E4	61	±6	26	4	11	16	42	±8	3.4	±0.3	
Navy Officers	86	±3	9	1	1	12	77	±3	4.5	±0.1	
Marine Corps Enlisted	66	±4	20	3	6	14	57	±4	3.8	±0.2	
E1 – E4	48	±5	20	4	8	15	54	±6	3.8	±0.2	
Marine Corps Officers	80	±5	8	0	1	6	84	±5	4.6	±0.2	
Air Force Enlisted	66	±2	17	1	4	12	66	±3	4.1	±0.1	
E1 – E4	40	±4	20	1	6	14	59	±7	3.9	±0.3	
Air Force Officers	65	±3	7	0	1	11	81	±3	4.6	±0.1	

**15. To what extent do/would you feel safe during deployments from being sexually harassed at the following times and locations?****h. OFF DUTY away from your base/installation/ship, during the day**

1. Not at all  
 2. Small extent  
 3. Moderate extent  
 4. Large extent  
 5. Very large extent

	Percent Responding		Percentages					Max ME	Degree of Feeling Safe From Being Sexually Harassed		
			1	2	3	4	5				
<b>TOTAL</b>	71	±1	17	4	9	16	54	±2	3.9	±0.1	
<b>Army</b>	74	±2	17	4	10	16	52	±3	3.8	±0.1	
<b>Navy</b>	79	±2	18	4	10	18	49	±3	3.8	±0.1	
<b>Marine Corps</b>	66	±3	19	3	7	14	57	±3	3.9	±0.1	
<b>Air Force</b>	62	±2	14	3	8	15	61	±2	4.1	±0.1	
<b>PAYGRADE</b>											
<b>Enlisted</b>	71	±2	19	4	10	17	51	±2	3.8	±0.1	
<b>E1 – E4</b>	51	±3	21	5	12	17	45	±4	3.6	±0.1	
E1 – E3	33	±4	22	5	12	17	44	±7	3.6	±0.3	
E4	65	±3	20	5	12	17	46	±4	3.6	±0.2	
<b>E5 – E9</b>	86	±1	18	4	9	16	53	±2	3.8	±0.1	
E5 – E6	85	±2	18	4	10	17	51	±2	3.8	±0.1	
E7 – E9	89	±2	17	3	6	16	58	±2	3.9	±0.1	
<b>Officers</b>	74	±1	9	2	5	15	70	±2	4.4	±0.1	
<b>W1 – W5</b>	90	±3	11	2	5	17	65	±4	4.2	±0.1	
<b>O1 – O3</b>	66	±2	10	2	6	16	66	±2	4.2	±0.1	
<b>O4 – O6</b>	83	±2	7	2	3	14	75	±2	4.5	±0.1	
<b>DEPLOYMENT</b>											
<b>Deployed Past 12 Months</b>	100	±1	19	4	9	16	53	±2	3.8	±0.1	
<b>Not Deployed Past 12 Months</b>	56	±2	15	4	9	17	55	±2	3.9	±0.1	
<b>RACE/ETHNICITY</b>											
<b>Non-Hispanic White</b>	71	±2	14	3	7	15	60	±2	4.0	±0.1	
<b>Total Minority</b>	71	±2	21	5	13	18	44	±2	3.6	±0.1	
Non-Hispanic Black	75	±3	19	5	14	19	43	±3	3.6	±0.1	
Hispanic	70	±3	22	4	11	17	46	±4	3.6	±0.2	
<b>EXPERIENCED BEHAVIORS</b>											
<b>Experienced USC</b>	64	±7	16	16	12	22	34	±10	3.4	±0.3	
<b>Not Experienced USC</b>	71	±1	17	4	9	16	55	±2	3.9	±0.1	
<b>Experienced SH</b>	66	±3	17	14	23	21	25	±4	3.2	±0.2	
<b>Not Experienced SH</b>	72	±1	17	3	8	16	57	±2	3.9	±0.1	
<b>FEMALES</b>											
<b>Total</b>	55	±2	12	13	29	28	19	±2	3.3	±0.1	
<b>Army</b>	58	±3	13	15	30	24	17	±3	3.2	±0.1	
<b>Navy</b>	63	±3	14	12	27	30	18	±4	3.3	±0.1	
<b>Marine Corps</b>	40	±7	12	14	25	27	22	±10	3.3	±0.2	
<b>Air Force</b>	48	±3	9	12	28	30	21	±4	3.4	±0.1	
<b>Enlisted</b>	54	±2	13	14	30	26	18	±3	3.2	±0.1	
<b>E1 – E4</b>	39	±3	14	16	33	23	15	±4	3.1	±0.2	
<b>E5 – E9</b>	68	±2	12	13	28	28	19	±3	3.3	±0.1	
<b>Officers</b>	56	±3	7	11	24	34	24	±3	3.6	±0.1	
<b>O1 – O3</b>	52	±4	7	11	26	35	21	±5	3.5	±0.2	
<b>O4 – O6</b>	60	±3	7	10	23	33	27	±4	3.6	±0.1	

Note. Percent responding are Service members who answered the question and who have been deployed longer than 30 consecutive days (Q11).

15h. Continued	Percent Responding		Percentages					Max ME	Degree of Feeling Safe From Being Sexually Harassed		
			1	2	3	4	5				
<b>FEMALES (CONTINUED)</b>											
Experienced USC	53	±7	15	20	26	21	17	±12	3.1	±0.3	
Not Experienced USC	55	±2	11	12	28	29	19	±2	3.3	±0.1	
Experienced SH	58	±3	12	20	34	23	12	±4	3.0	±0.1	
Not Experienced SH	53	±2	12	10	26	30	22	±3	3.4	±0.1	
Deployed Past 12 Months	99	±1	12	15	28	27	18	±3	3.2	±0.1	
Not Deployed Past 12 Months	41	±2	12	11	29	28	20	±3	3.3	±0.1	
Army Enlisted	56	±3	14	16	32	23	16	±4	3.1	±0.1	
E1 – E4	41	±5	15	18	33	18	16	±8	3.0	±0.2	
Army Officers	66	±4	10	13	26	29	22	±5	3.4	±0.2	
Navy Enlisted	64	±3	15	12	27	28	17	±4	3.2	±0.2	
E1 – E4	49	±5	18	14	29	26	13	±8	3.0	±0.2	
Navy Officers	54	±6	5	8	26	38	23	±8	3.7	±0.2	
Marine Corps Enlisted	37	±7	13	15	26	26	20	±11	3.3	±0.2	
E1 – E4	21	±7	14	13	33	27	12	±21	3.1	±0.3	
Marine Corps Officers	69	±10	7	9	21	32	31	±7	3.7	±0.2	
Air Force Enlisted	49	±3	10	13	30	28	20	±4	3.4	±0.1	
E1 – E4	32	±5	9	14	37	26	14	±8	3.2	±0.2	
Air Force Officers	45	±4	5	9	21	40	26	±6	3.7	±0.2	
<b>MALES</b>											
Total	74	±2	17	3	7	15	58	±2	3.9	±0.1	
Army	77	±2	18	3	7	15	57	±3	3.9	±0.1	
Navy	82	±3	19	3	8	17	53	±3	3.8	±0.1	
Marine Corps	68	±3	19	3	6	13	59	±3	3.9	±0.1	
Air Force	66	±2	14	1	4	12	68	±3	4.2	±0.1	
Enlisted	73	±2	19	3	8	15	55	±2	3.8	±0.1	
E1 – E4	54	±3	22	4	9	16	49	±4	3.7	±0.2	
E5 – E9	89	±1	18	3	7	15	57	±2	3.9	±0.1	
Officers	78	±2	9	1	2	13	76	±2	4.5	±0.1	
O1 – O3	69	±2	11	1	2	13	74	±3	4.4	±0.1	
O4 – O6	86	±2	7	1	1	12	79	±2	4.6	±0.1	
Experienced USC	72	±11	17	14	5	23	42	±14	3.6	±0.4	
Not Experienced USC	74	±2	17	3	6	15	59	±2	4.0	±0.1	
Experienced SH	74	±6	20	10	16	20	34	±6	3.4	±0.2	
Not Experienced SH	74	±2	17	2	6	15	60	±2	4.0	±0.1	
Deployed Past 12 Months	100	±1	19	3	7	15	57	±3	3.9	±0.1	
Not Deployed Past 12 Months	59	±2	16	3	7	15	60	±2	4.0	±0.1	
Army Enlisted	76	±3	19	4	8	15	53	±4	3.8	±0.1	
E1 – E4	59	±5	20	5	10	17	49	±7	3.7	±0.2	
Army Officers	83	±2	10	1	3	14	73	±3	4.4	±0.1	
Navy Enlisted	81	±3	21	4	9	18	49	±3	3.7	±0.1	
E1 – E4	61	±6	26	3	10	17	43	±8	3.5	±0.3	
Navy Officers	86	±3	9	1	2	13	74	±3	4.4	±0.1	
Marine Corps Enlisted	66	±4	20	3	7	14	55	±4	3.8	±0.2	
E1 – E4	49	±5	21	3	9	15	52	±6	3.7	±0.2	
Marine Corps Officers	80	±5	8	0	2	7	83	±4	4.5	±0.2	
Air Force Enlisted	66	±2	16	1	5	12	65	±3	4.1	±0.1	
E1 – E4	40	±4	20	1	6	14	58	±7	3.9	±0.3	
Air Force Officers	65	±3	7	0	2	12	79	±3	4.6	±0.1	

**15. To what extent do/would you feel safe during deployments from being sexually harassed at the following times and locations?**

**i. OFF DUTY away from your base/installation/ship, during the evening**

1. Not at all                                      2. Small extent                                      3. Moderate extent  
 4. Large extent                                      5. Very large extent

	Percent Responding		Percentages					Max ME	Degree of Feeling Safe From Being Sexually Harassed		
			1	2	3	4	5				
<b>TOTAL</b>	71	±1	17	4	10	16	53	±2	3.8	±0.1	
<b>Army</b>	74	±2	17	5	10	16	52	±3	3.8	±0.1	
<b>Navy</b>	79	±2	18	5	12	18	48	±3	3.7	±0.1	
<b>Marine Corps</b>	66	±3	19	4	7	14	57	±3	3.9	±0.1	
<b>Air Force</b>	62	±2	14	4	9	14	60	±2	4.0	±0.1	
<b>PAYGRADE</b>											
<b>Enlisted</b>	70	±2	19	5	11	16	50	±2	3.7	±0.1	
<b>E1 – E4</b>	51	±3	21	5	13	16	45	±4	3.6	±0.1	
E1 – E3	33	±4	21	6	12	17	43	±7	3.5	±0.3	
E4	64	±3	21	5	13	15	45	±4	3.6	±0.2	
<b>E5 – E9</b>	85	±1	17	5	10	16	52	±2	3.8	±0.1	
E5 – E6	84	±2	18	5	11	16	50	±2	3.8	±0.1	
E7 – E9	89	±2	17	4	7	15	57	±2	3.9	±0.1	
<b>Officers</b>	74	±1	9	2	6	15	68	±2	4.3	±0.1	
<b>W1 – W5</b>	90	±3	11	2	6	17	64	±4	4.2	±0.1	
<b>O1 – O3</b>	65	±2	10	3	7	15	64	±2	4.2	±0.1	
<b>O4 – O6</b>	83	±2	7	2	4	14	73	±2	4.4	±0.1	
<b>DEPLOYMENT</b>											
<b>Deployed Past 12 Months</b>	99	±1	19	5	10	15	52	±2	3.8	±0.1	
<b>Not Deployed Past 12 Months</b>	56	±2	15	4	10	16	54	±2	3.9	±0.1	
<b>RACE/ETHNICITY</b>											
<b>Non-Hispanic White</b>	71	±2	14	4	8	15	60	±2	4.0	±0.1	
<b>Total Minority</b>	71	±2	21	6	13	17	43	±2	3.5	±0.1	
Non-Hispanic Black	74	±3	19	6	14	19	42	±3	3.6	±0.1	
Hispanic	69	±3	23	5	12	15	45	±4	3.6	±0.2	
<b>EXPERIENCED BEHAVIORS</b>											
<b>Experienced USC</b>	64	±7	17	16	16	20	31	±10	3.3	±0.3	
<b>Not Experienced USC</b>	71	±1	17	4	9	16	54	±2	3.9	±0.1	
<b>Experienced SH</b>	66	±3	17	15	24	19	24	±4	3.2	±0.2	
<b>Not Experienced SH</b>	72	±1	17	3	8	15	56	±2	3.9	±0.1	
<b>FEMALES</b>											
<b>Total</b>	55	±2	13	16	30	25	16	±2	3.2	±0.1	
<b>Army</b>	58	±3	14	18	31	22	15	±3	3.1	±0.1	
<b>Navy</b>	63	±3	14	16	28	26	16	±4	3.2	±0.1	
<b>Marine Corps</b>	39	±7	14	11	29	28	18	±6	3.2	±0.2	
<b>Air Force</b>	48	±3	10	14	31	26	18	±4	3.3	±0.1	
<b>Enlisted</b>	54	±2	14	16	31	23	16	±3	3.1	±0.1	
<b>E1 – E4</b>	39	±3	16	16	35	19	13	±4	3.0	±0.2	
<b>E5 – E9</b>	68	±2	12	16	30	25	17	±3	3.2	±0.1	
<b>Officers</b>	55	±3	8	14	26	32	20	±3	3.4	±0.1	
<b>O1 – O3</b>	52	±4	8	15	28	33	17	±5	3.4	±0.2	
<b>O4 – O6</b>	60	±3	8	13	26	31	23	±4	3.5	±0.1	

Note. Percent responding are Service members who answered the question and who have been deployed longer than 30 consecutive days (Q11).

15i. Continued	Percent Responding		Percentages					Max ME	Degree of Feeling Safe From Being Sexually Harassed		
			1	2	3	4	5				
<b>FEMALES (CONTINUED)</b>											
Experienced USC	53	±7	17	21	30	17	15	±13	2.9	±0.3	
Not Experienced USC	55	±2	12	15	30	26	17	±2	3.2	±0.1	
Experienced SH	58	±3	14	23	35	18	10	±4	2.9	±0.1	
Not Experienced SH	53	±2	12	12	28	28	20	±3	3.3	±0.1	
Deployed Past 12 Months	98	±1	13	17	31	23	16	±3	3.1	±0.1	
Not Deployed Past 12 Months	41	±2	12	15	30	26	17	±3	3.2	±0.1	
Army Enlisted	56	±3	15	18	33	20	14	±4	3.0	±0.1	
E1 – E4	42	±5	18	18	35	15	15	±8	2.9	±0.3	
Army Officers	66	±4	10	17	25	30	18	±5	3.3	±0.2	
Navy Enlisted	65	±3	15	17	28	25	16	±4	3.1	±0.1	
E1 – E4	49	±5	18	16	33	21	12	±8	2.9	±0.2	
Navy Officers	54	±6	6	12	31	32	19	±8	3.5	±0.2	
Marine Corps Enlisted	35	±7	16	12	30	27	16	±8	3.2	±0.2	
E1 – E4	21	±7	19	14	28	28	10	±18	2.9	±0.4	
Marine Corps Officers	69	±10	8	9	27	32	24	±7	3.6	±0.2	
Air Force Enlisted	49	±3	11	15	33	24	17	±4	3.2	±0.1	
E1 – E4	31	±5	12	15	39	22	13	±8	3.1	±0.2	
Air Force Officers	45	±4	6	13	25	34	22	±6	3.5	±0.2	
<b>MALES</b>											
Total	74	±2	17	3	7	15	58	±2	3.9	±0.1	
Army	77	±2	18	3	8	15	56	±3	3.9	±0.1	
Navy	81	±3	19	3	9	16	52	±3	3.8	±0.1	
Marine Corps	68	±3	19	4	6	13	58	±3	3.9	±0.1	
Air Force	66	±2	15	2	5	12	67	±3	4.2	±0.1	
Enlisted	73	±2	19	3	8	15	54	±2	3.8	±0.1	
E1 – E4	53	±3	22	4	10	15	49	±4	3.7	±0.2	
E5 – E9	88	±1	18	3	8	15	56	±2	3.9	±0.1	
Officers	78	±2	9	1	3	13	75	±2	4.4	±0.1	
O1 – O3	69	±2	11	1	3	12	73	±3	4.4	±0.1	
O4 – O6	86	±2	7	1	2	12	78	±2	4.5	±0.1	
Experienced USC	70	±11	17	13	10	21	39	±15	3.5	±0.4	
Not Experienced USC	74	±2	17	3	7	15	58	±2	3.9	±0.1	
Experienced SH	73	±6	20	10	17	20	33	±7	3.4	±0.2	
Not Experienced SH	74	±2	17	3	7	14	59	±2	4.0	±0.1	
Deployed Past 12 Months	99	±1	19	3	7	14	56	±3	3.9	±0.1	
Not Deployed Past 12 Months	59	±2	16	3	7	15	59	±2	4.0	±0.1	
Army Enlisted	76	±3	19	4	9	15	53	±4	3.8	±0.1	
E1 – E4	59	±5	20	5	10	15	49	±7	3.7	±0.3	
Army Officers	83	±2	10	1	3	14	72	±3	4.4	±0.1	
Navy Enlisted	81	±3	20	4	10	17	48	±3	3.7	±0.1	
E1 – E4	61	±6	26	2	12	16	43	±8	3.5	±0.3	
Navy Officers	86	±3	9	1	4	13	73	±3	4.4	±0.1	
Marine Corps Enlisted	66	±4	21	4	6	15	54	±4	3.8	±0.2	
E1 – E4	48	±5	21	5	7	15	51	±6	3.7	±0.2	
Marine Corps Officers	81	±5	8	1	2	6	83	±4	4.5	±0.2	
Air Force Enlisted	66	±2	17	2	5	12	64	±3	4.1	±0.1	
E1 – E4	39	±4	20	2	7	14	57	±7	3.9	±0.3	
Air Force Officers	65	±3	7	0	2	13	78	±3	4.5	±0.1	

**15. Do/would you feel safe to a large extent during deployments from being sexually harassed at different times on military or non-military locations? Constructed from Q15a-i.**

1. Felt safe at all military locations and times
2. Felt safe at all non-military locations and times
3. Felt safe at all locations and times
4. Did not feel safe at all military or non-military locations and times















































	Percent Responding		Percentages				Max ME
			1	2	3	4	
<b>TOTAL</b>	72	±1	3	4	63	30	±2
<b>Army</b>	75	±2	2	5	61	32	±3
<b>Navy</b>	79	±2	4	5	58	33	±3
<b>Marine Corps</b>	66	±3	3	3	66	29	±3
<b>Air Force</b>	63	±2	4	3	69	24	±2
<b>PAYGRADE</b>							
<b>Enlisted</b>	71	±2	3	4	59	34	±2
<b>E1 – E4</b>	51	±3	3	6	53	39	±4
E1 – E3	33	±4	4	7	49	40	±7
E4	65	±3	2	5	54	39	±4
<b>E5 – E9</b>	86	±1	3	4	62	31	±2
E5 – E6	85	±2	3	4	60	33	±2
E7 – E9	90	±1	3	3	67	26	±2
<b>Officers</b>	75	±1	4	3	78	15	±2
<b>W1 – W5</b>	90	±3	3	4	74	19	±4
<b>O1 – O3</b>	66	±2	4	3	75	18	±2
<b>O4 – O6</b>	83	±2	4	3	83	11	±2
<b>DEPLOYMENT</b>							
<b>Deployed Past 12 Months</b>	100	±1	3	4	61	32	±2
<b>Not Deployed Past 12 Months</b>	56	±2	4	4	64	28	±2
<b>RACE/ETHNICITY</b>							
<b>Non-Hispanic White</b>	72	±2	3	4	68	25	±2
<b>Total Minority</b>	72	±2	3	4	53	39	±2
Non-Hispanic Black	75	±3	3	4	54	39	±3
Hispanic	70	±3	4	4	53	39	±4
<b>EXPERIENCED BEHAVIORS</b>							
<b>Experienced USC</b>	64	±7	7	7	37	50	±10
<b>Not Experienced USC</b>	72	±1	3	4	64	29	±2
<b>Experienced SH</b>	66	±3	5	6	29	60	±4
<b>Not Experienced SH</b>	72	±1	3	4	66	27	±2
<b>FEMALES</b>							
<b>Total</b>	55	±2	7	5	30	58	±2
<b>Army</b>	58	±3	5	6	26	64	±3
<b>Navy</b>	63	±3	7	6	30	58	±4
<b>Marine Corps</b>	40	±7	5	6	33	56	±7
<b>Air Force</b>	49	±3	11	4	36	49	±4
<b>Enlisted</b>	55	±2	6	5	28	61	±3
E1 – E4	39	±3	4	5	22	70	±4
E5 – E9	69	±2	7	6	30	57	±3
<b>Officers</b>	56	±3	13	5	41	41	±4
O1 – O3	52	±4	13	4	40	43	±5
O4 – O6	60	±3	15	4	44	36	±4

Note. Percent responding are Service members who answered the question and who have been deployed longer than 30 consecutive days (Q11).



15. Continued	Percent Responding		Percentages				Max ME
			1	2	3	4	
<b>FEMALES (CONTINUED)</b>							
Experienced USC	53	±7	4	7	18	70	±12
Not Experienced USC	55	±2	8	5	32	56	±2
Experienced SH	58	±3	4	6	15	75	±4
Not Experienced SH	54	±2	9	5	38	48	±3
Deployed Past 12 Months	100	±1	6	5	28	61	±3
Not Deployed Past 12 Months	41	±2	8	5	32	55	±3
Army Enlisted	56	±3	4	6	22	68	±4
E1 – E4	42	±5	1	5	19	74	±8
Army Officers	66	±4	8	5	37	50	±5
Navy Enlisted	65	±3	4	5	28	62	±4
E1 – E4	49	±5	3	4	22	71	±7
Navy Officers	55	±6	20	6	40	34	±7
Marine Corps Enlisted	37	±7	4	7	30	59	±8
E1 – E4	21	±7	3	8	25	64	±12
Marine Corps Officers	69	±10	9	4	48	39	±7
Air Force Enlisted	50	±3	10	5	33	52	±4
E1 – E4	32	±5	8	3	27	61	±8
Air Force Officers	45	±4	16	3	48	33	±6
<b>MALES</b>							
Total	75	±2	3	4	67	27	±2
Army	78	±2	2	4	65	28	±3
Navy	82	±3	3	4	62	30	±3
Marine Corps	68	±3	2	3	67	28	±3
Air Force	66	±2	2	3	75	19	±3
Enlisted	74	±2	3	4	63	30	±2
E1 – E4	54	±3	3	6	57	35	±4
E5 – E9	89	±1	3	3	66	28	±2
Officers	78	±2	3	3	83	11	±2
O1 – O3	69	±2	2	3	81	13	±2
O4 – O6	87	±2	3	3	87	8	±2
Experienced USC	72	±11	9	6	46	40	±13
Not Experienced USC	74	±2	2	4	68	26	±2
Experienced SH	74	±6	6	7	40	48	±7
Not Experienced SH	75	±2	2	4	68	25	±2
Deployed Past 12 Months	100	±1	2	4	64	29	±3
Not Deployed Past 12 Months	60	±2	3	4	69	25	±2
Army Enlisted	76	±3	2	5	62	32	±3
E1 – E4	59	±5	2	6	57	35	±7
Army Officers	84	±2	2	3	82	13	±2
Navy Enlisted	81	±3	3	5	58	34	±3
E1 – E4	61	±6	3	7	48	42	±8
Navy Officers	86	±3	4	3	82	11	±3
Marine Corps Enlisted	66	±4	2	3	65	30	±4
E1 – E4	49	±5	3	4	60	33	±6
Marine Corps Officers	81	±5	2	4	83	10	±4
Air Force Enlisted	66	±2	2	3	72	22	±3
E1 – E4	40	±4	3	5	66	26	±7
Air Force Officers	65	±3	3	2	87	8	±3



16a. Continued	Percent Responding		Percentages					Max ME	Degree of Feeling Safe From Being Sexually Assaulted		
			1	2	3	4	5				
<b>FEMALES (CONTINUED)</b>											
Experienced USC	53	±7	14	13	23	28	21	±11	3.3	±0.3	
Not Experienced USC	55	±2	11	7	17	32	32	±2	3.7	±0.1	
Experienced SH	58	±3	11	13	24	30	22	±3	3.4	±0.1	
Not Experienced SH	53	±2	12	6	15	32	36	±3	3.7	±0.1	
Deployed Past 12 Months	99	±1	12	9	20	30	29	±3	3.6	±0.1	
Not Deployed Past 12 Months	41	±2	11	8	16	32	33	±3	3.7	±0.1	
Army Enlisted	56	±3	14	12	23	29	22	±4	3.4	±0.1	
E1 – E4	42	±5	16	14	22	26	21	±8	3.2	±0.2	
Army Officers	65	±4	8	6	14	35	37	±5	3.9	±0.2	
Navy Enlisted	64	±3	14	9	20	31	26	±4	3.5	±0.2	
E1 – E4	49	±5	14	10	28	28	20	±8	3.3	±0.2	
Navy Officers	56	±6	7	3	8	36	47	±8	4.1	±0.2	
Marine Corps Enlisted	37	±7	11	11	16	28	34	±11	3.6	±0.3	
E1 – E4	22	±7	12	7	16	32	32	±15	3.6	±0.4	
Marine Corps Officers	69	±10	7	5	7	29	51	±7	4.1	±0.2	
Air Force Enlisted	49	±3	10	7	16	32	35	±4	3.8	±0.2	
E1 – E4	31	±5	9	9	29	26	28	±8	3.5	±0.2	
Air Force Officers	45	±4	6	3	6	32	53	±6	4.2	±0.2	
<b>MALES</b>											
Total	74	±2	17	2	4	14	63	±2	4.0	±0.1	
Army	77	±2	17	3	5	14	61	±3	4.0	±0.1	
Navy	82	±3	18	3	5	16	58	±3	3.9	±0.1	
Marine Corps	68	±3	18	2	3	13	64	±3	4.0	±0.1	
Air Force	65	±2	13	1	3	11	73	±3	4.3	±0.1	
Enlisted	73	±2	18	3	5	15	59	±2	3.9	±0.1	
E1 – E4	53	±3	22	4	6	16	53	±4	3.7	±0.2	
E5 – E9	89	±1	17	2	5	14	62	±2	4.0	±0.1	
Officers	78	±2	8	0	1	10	81	±2	4.6	±0.1	
O1 – O3	69	±2	9	0	1	10	79	±3	4.5	±0.1	
O4 – O6	87	±2	6	0	1	8	85	±2	4.7	±0.1	
Experienced USC	71	±11	24	11	10	18	36	±15	3.3	±0.5	
Not Experienced USC	74	±2	16	2	4	14	64	±2	4.1	±0.1	
Experienced SH	74	±6	19	9	12	21	38	±7	3.5	±0.2	
Not Experienced SH	74	±2	16	2	4	13	65	±2	4.1	±0.1	
Deployed Past 12 Months	99	±1	18	2	5	14	61	±3	4.0	±0.1	
Not Deployed Past 12 Months	59	±2	15	2	4	13	65	±2	4.1	±0.1	
Army Enlisted	76	±3	18	3	6	14	58	±4	3.9	±0.1	
E1 – E4	59	±5	21	6	7	13	53	±7	3.7	±0.3	
Army Officers	84	±2	9	1	2	12	77	±3	4.5	±0.1	
Navy Enlisted	81	±3	20	3	6	18	53	±3	3.8	±0.1	
E1 – E4	61	±6	27	3	7	19	45	±8	3.5	±0.3	
Navy Officers	86	±3	8	1	1	9	83	±3	4.6	±0.1	
Marine Corps Enlisted	66	±4	20	2	4	14	61	±4	3.9	±0.2	
E1 – E4	48	±5	19	3	4	17	57	±6	3.9	±0.2	
Marine Corps Officers	80	±5	8	0	2	4	86	±5	4.6	±0.2	
Air Force Enlisted	66	±2	15	1	3	11	70	±3	4.2	±0.1	
E1 – E4	39	±4	18	1	4	15	62	±7	4.0	±0.3	
Air Force Officers	65	±3	6	0	0	9	85	±3	4.7	±0.1	

### 16. To what extent do/would you feel safe during deployments from being sexually assaulted at the following times and locations?

#### b. ON base/installation/ship, during the evening

















































1. Not at all  
4. Large extent

2. Small extent  
5. Very large extent

3. Moderate extent

	Percent Responding		Percentages					Max ME	Degree of Feeling Safe From Being Sexually Assaulted		
			1	2	3	4	5				
<b>TOTAL</b>	71	±1	16	3	7	16	58	±2	4.0	±0.1	
<b>Army</b>	74	±2	16	4	9	16	56	±3	3.9	±0.1	
<b>Navy</b>	78	±2	17	4	7	18	54	±3	3.9	±0.1	
<b>Marine Corps</b>	66	±3	18	3	4	13	62	±3	4.0	±0.1	
<b>Air Force</b>	62	±2	12	2	6	14	65	±2	4.2	±0.1	
<b>PAYGRADE</b>											
<b>Enlisted</b>	70	±2	18	4	8	16	54	±2	3.9	±0.1	
<b>E1 – E4</b>	51	±3	21	5	10	17	48	±4	3.7	±0.2	
E1 – E3	32	±4	21	6	9	18	46	±7	3.6	±0.3	
E4	64	±3	21	5	10	16	48	±4	3.7	±0.2	
<b>E5 – E9</b>	86	±1	16	3	7	16	57	±2	4.0	±0.1	
E5 – E6	84	±2	16	3	8	16	56	±2	3.9	±0.1	
E7 – E9	89	±2	15	2	5	15	63	±2	4.1	±0.1	
<b>Officers</b>	74	±1	7	1	3	13	75	±2	4.5	±0.1	
<b>W1 – W5</b>	90	±3	10	2	5	17	68	±4	4.3	±0.1	
<b>O1 – O3</b>	66	±2	9	2	4	15	71	±2	4.4	±0.1	
<b>O4 – O6</b>	83	±2	6	1	2	11	81	±2	4.6	±0.1	
<b>DEPLOYMENT</b>											
<b>Deployed Past 12 Months</b>	99	±1	17	3	8	15	56	±2	3.9	±0.1	
<b>Not Deployed Past 12 Months</b>	56	±2	14	3	7	16	60	±2	4.0	±0.1	
<b>RACE/ETHNICITY</b>											
<b>Non-Hispanic White</b>	71	±2	13	3	5	14	64	±2	4.1	±0.1	
<b>Total Minority</b>	71	±2	20	4	10	18	48	±2	3.7	±0.1	
Non-Hispanic Black	74	±3	18	5	11	19	47	±3	3.7	±0.1	
Hispanic	69	±3	22	4	10	16	49	±4	3.7	±0.2	
<b>EXPERIENCED BEHAVIORS</b>											
<b>Experienced USC</b>	64	±7	21	13	20	17	29	±10	3.2	±0.3	
<b>Not Experienced USC</b>	71	±1	15	3	7	16	59	±2	4.0	±0.1	
<b>Experienced SH</b>	65	±3	15	13	21	23	28	±4	3.4	±0.2	
<b>Not Experienced SH</b>	72	±1	16	2	6	15	61	±2	4.0	±0.1	
<b>FEMALES</b>											
<b>Total</b>	54	±2	11	11	24	29	25	±2	3.5	±0.1	
<b>Army</b>	57	±3	13	13	29	26	20	±3	3.3	±0.1	
<b>Navy</b>	62	±3	12	11	22	30	25	±4	3.4	±0.1	
<b>Marine Corps</b>	40	±7	10	11	23	27	30	±9	3.6	±0.2	
<b>Air Force</b>	48	±3	8	9	21	31	31	±4	3.7	±0.1	
<b>Enlisted</b>	54	±2	12	12	26	27	23	±2	3.4	±0.1	
<b>E1 – E4</b>	38	±3	14	15	30	22	19	±4	3.2	±0.2	
<b>E5 – E9</b>	68	±2	11	11	24	30	25	±3	3.5	±0.1	
<b>Officers</b>	55	±3	6	7	16	37	35	±4	3.9	±0.1	
<b>O1 – O3</b>	52	±4	6	8	17	39	30	±5	3.8	±0.1	
<b>O4 – O6</b>	59	±3	5	5	12	33	44	±4	4.1	±0.1	

Note. Percent responding are Service members who answered the question and who have been deployed longer than 30 consecutive days (Q11).

16b. Continued	Percent Responding		Percentages					Max ME	Degree of Feeling Safe From Being Sexually Assaulted		
			1	2	3	4	5				
<b>FEMALES (CONTINUED)</b>											
Experienced USC	53	±7	15	19	31	18	18	±12	3.0	±0.3	
Not Experienced USC	55	±2	10	10	23	30	26	±2	3.5	±0.1	
Experienced SH	57	±3	11	17	31	25	15	±3	3.2	±0.1	
Not Experienced SH	53	±2	11	8	20	31	30	±3	3.6	±0.1	
Deployed Past 12 Months	98	±1	11	12	27	27	23	±3	3.4	±0.1	
Not Deployed Past 12 Months	41	±2	11	10	22	31	27	±3	3.5	±0.1	
Army Enlisted	56	±3	14	14	31	23	18	±4	3.2	±0.1	
E1 – E4	41	±5	17	15	32	19	17	±8	3.0	±0.3	
Army Officers	65	±4	7	9	20	37	27	±5	3.7	±0.2	
Navy Enlisted	64	±3	13	13	23	28	23	±4	3.3	±0.2	
E1 – E4	48	±5	14	18	27	24	17	±9	3.1	±0.2	
Navy Officers	55	±6	5	4	12	42	37	±7	4.0	±0.2	
Marine Corps Enlisted	36	±7	11	12	24	26	27	±11	3.5	±0.3	
E1 – E4	21	±7	13	8	19	33	27	±16	3.5	±0.4	
Marine Corps Officers	68	±10	7	5	17	30	42	±7	4.0	±0.2	
Air Force Enlisted	49	±3	9	10	23	31	28	±4	3.6	±0.1	
E1 – E4	31	±5	9	14	34	23	21	±8	3.3	±0.2	
Air Force Officers	45	±4	4	6	12	34	44	±6	4.1	±0.2	
<b>MALES</b>											
Total	74	±2	16	2	5	14	62	±2	4.0	±0.1	
Army	77	±2	17	3	6	14	60	±3	4.0	±0.1	
Navy	81	±3	17	3	6	16	57	±3	3.9	±0.1	
Marine Corps	67	±3	18	2	4	12	63	±3	4.0	±0.1	
Air Force	65	±2	13	1	3	11	72	±3	4.3	±0.1	
Enlisted	73	±2	18	3	6	15	58	±2	3.9	±0.1	
E1 – E4	53	±3	22	4	7	16	52	±4	3.7	±0.2	
E5 – E9	88	±1	17	2	6	14	61	±2	4.0	±0.1	
Officers	78	±2	8	0	1	10	80	±2	4.6	±0.1	
O1 – O3	69	±2	9	1	1	11	78	±3	4.5	±0.1	
O4 – O6	86	±2	6	0	1	9	85	±2	4.7	±0.1	
Experienced USC	71	±11	24	10	14	16	35	±15	3.3	±0.5	
Not Experienced USC	74	±2	16	2	5	14	63	±2	4.1	±0.1	
Experienced SH	73	±6	18	9	14	21	38	±7	3.5	±0.2	
Not Experienced SH	74	±2	16	2	5	14	64	±2	4.1	±0.1	
Deployed Past 12 Months	99	±1	18	2	5	14	60	±3	4.0	±0.1	
Not Deployed Past 12 Months	59	±2	15	2	5	14	64	±2	4.1	±0.1	
Army Enlisted	76	±3	18	3	7	15	57	±4	3.9	±0.1	
E1 – E4	59	±5	22	4	8	15	51	±7	3.7	±0.3	
Army Officers	83	±2	9	1	2	13	76	±3	4.5	±0.1	
Navy Enlisted	80	±3	19	4	7	18	53	±3	3.8	±0.1	
E1 – E4	60	±6	25	5	7	19	44	±8	3.5	±0.3	
Navy Officers	86	±3	8	1	1	9	82	±3	4.6	±0.1	
Marine Corps Enlisted	66	±4	19	3	4	14	60	±4	3.9	±0.2	
E1 – E4	48	±5	19	3	5	16	57	±6	3.9	±0.2	
Marine Corps Officers	80	±5	8	1	2	4	86	±5	4.6	±0.2	
Air Force Enlisted	66	±2	15	1	4	12	68	±3	4.2	±0.1	
E1 – E4	39	±4	18	1	6	15	60	±7	4.0	±0.3	
Air Force Officers	65	±3	6	0	1	10	84	±3	4.7	±0.1	

**16. To what extent do/would you feel safe during deployments from being sexually assaulted at the following times and locations?**
**c. ON base/installation/ship, after lights out**

















































 1. Not at all  
 4. Large extent

 2. Small extent  
 5. Very large extent

3. Moderate extent

	Percent Responding		Percentages					Max ME	Degree of Feeling Safe From Being Sexually Assaulted		
			1	2	3	4	5				
<b>TOTAL</b>	71	±1	16	4	7	16	57	±2	4.0	±0.1	
<b>Army</b>	74	±2	16	4	9	16	55	±3	3.9	±0.1	
<b>Navy</b>	78	±2	17	4	8	17	53	±3	3.9	±0.1	
<b>Marine Corps</b>	66	±3	17	3	5	13	62	±3	4.0	±0.1	
<b>Air Force</b>	62	±2	12	2	6	14	65	±2	4.2	±0.1	
<b>PAYGRADE</b>											
<b>Enlisted</b>	70	±2	18	4	8	16	54	±2	3.8	±0.1	
<b>E1 – E4</b>	51	±3	21	6	10	16	47	±4	3.6	±0.2	
E1 – E3	33	±4	21	6	10	17	45	±7	3.6	±0.3	
E4	64	±3	21	5	10	16	48	±4	3.7	±0.2	
<b>E5 – E9</b>	85	±1	16	4	8	16	57	±2	3.9	±0.1	
E5 – E6	84	±2	17	4	8	16	55	±2	3.9	±0.1	
E7 – E9	89	±2	15	2	5	15	62	±2	4.1	±0.1	
<b>Officers</b>	74	±1	8	1	3	13	74	±2	4.5	±0.1	
<b>W1 – W5</b>	90	±3	10	1	5	16	68	±4	4.3	±0.1	
<b>O1 – O3</b>	65	±2	9	2	4	15	70	±2	4.4	±0.1	
<b>O4 – O6</b>	83	±2	6	1	2	11	80	±2	4.6	±0.1	
<b>DEPLOYMENT</b>											
<b>Deployed Past 12 Months</b>	99	±1	17	4	8	15	56	±2	3.9	±0.1	
<b>Not Deployed Past 12 Months</b>	56	±2	14	4	7	16	59	±2	4.0	±0.1	
<b>RACE/ETHNICITY</b>											
<b>Non-Hispanic White</b>	71	±2	13	3	5	14	64	±2	4.1	±0.1	
<b>Total Minority</b>	71	±2	20	5	11	17	47	±2	3.7	±0.1	
Non-Hispanic Black	74	±3	18	6	12	18	47	±3	3.7	±0.1	
Hispanic	69	±3	22	5	10	16	47	±4	3.6	±0.2	
<b>EXPERIENCED BEHAVIORS</b>											
<b>Experienced USC</b>	64	±7	21	14	18	16	31	±10	3.2	±0.3	
<b>Not Experienced USC</b>	71	±1	16	3	7	16	59	±2	4.0	±0.1	
<b>Experienced SH</b>	66	±3	16	13	23	21	27	±4	3.3	±0.2	
<b>Not Experienced SH</b>	72	±1	16	3	6	15	61	±2	4.0	±0.1	
<b>FEMALES</b>											
<b>Total</b>	54	±2	12	14	24	28	23	±2	3.4	±0.1	
<b>Army</b>	57	±3	13	17	27	25	18	±3	3.2	±0.1	
<b>Navy</b>	62	±3	13	13	22	29	23	±4	3.3	±0.1	
<b>Marine Corps</b>	40	±7	9	13	25	26	27	±8	3.5	±0.2	
<b>Air Force</b>	48	±3	9	11	23	30	28	±4	3.6	±0.1	
<b>Enlisted</b>	54	±2	13	15	25	25	21	±2	3.3	±0.1	
<b>E1 – E4</b>	38	±3	16	17	30	20	17	±4	3.1	±0.2	
<b>E5 – E9</b>	68	±2	11	14	23	28	23	±3	3.4	±0.1	
<b>Officers</b>	56	±3	6	8	18	37	31	±4	3.8	±0.1	
<b>O1 – O3</b>	52	±4	7	9	19	39	26	±5	3.7	±0.2	
<b>O4 – O6</b>	59	±3	5	7	15	34	39	±4	3.9	±0.1	

Note. Percent responding are Service members who answered the question and who have been deployed longer than 30 consecutive days (Q11).

16c. Continued	Percent Responding		Percentages					Max ME	Degree of Feeling Safe From Being Sexually Assaulted		
			1	2	3	4	5				
<b>FEMALES (CONTINUED)</b>											
Experienced USC	53	±7	17	20	28	20	15	±13	3.0	±0.3	
Not Experienced USC	54	±2	11	13	23	29	24	±2	3.4	±0.1	
Experienced SH	57	±3	13	20	31	22	14	±4	3.0	±0.1	
Not Experienced SH	53	±2	11	11	20	30	28	±2	3.5	±0.1	
Deployed Past 12 Months	98	±1	12	16	26	26	21	±3	3.3	±0.1	
Not Deployed Past 12 Months	40	±2	11	13	23	29	24	±3	3.4	±0.1	
Army Enlisted	55	±3	15	19	28	22	16	±4	3.1	±0.1	
E1 – E4	41	±5	18	21	28	17	15	±8	2.9	±0.3	
Army Officers	65	±4	8	10	23	34	25	±5	3.6	±0.2	
Navy Enlisted	64	±3	15	15	23	27	21	±4	3.2	±0.2	
E1 – E4	48	±5	17	18	27	21	16	±9	3.0	±0.2	
Navy Officers	55	±6	5	6	15	43	32	±7	3.9	±0.2	
Marine Corps Enlisted	36	±7	10	15	27	24	25	±10	3.4	±0.2	
E1 – E4	22	±7	12	9	27	32	20	±15	3.4	±0.3	
Marine Corps Officers	69	±10	6	6	18	33	37	±7	3.9	±0.2	
Air Force Enlisted	49	±3	9	12	25	28	26	±4	3.5	±0.2	
E1 – E4	31	±5	11	12	37	19	22	±8	3.3	±0.2	
Air Force Officers	45	±4	5	7	13	37	37	±6	4.0	±0.2	
<b>MALES</b>											
Total	74	±2	16	2	5	14	62	±2	4.0	±0.1	
Army	77	±2	17	3	6	15	59	±3	4.0	±0.1	
Navy	81	±3	18	3	6	16	57	±3	3.9	±0.1	
Marine Corps	67	±3	18	3	4	12	63	±3	4.0	±0.1	
Air Force	65	±2	13	1	3	11	72	±3	4.3	±0.1	
Enlisted	73	±2	18	3	6	15	58	±2	3.9	±0.1	
E1 – E4	53	±3	21	4	7	16	51	±4	3.7	±0.2	
E5 – E9	88	±1	17	2	6	14	61	±2	4.0	±0.1	
Officers	78	±2	8	0	1	10	80	±2	4.6	±0.1	
O1 – O3	68	±2	9	0	1	11	78	±3	4.5	±0.1	
O4 – O6	86	±2	6	0	1	9	85	±2	4.7	±0.1	
Experienced USC	71	±11	23	11	14	13	39	±15	3.3	±0.5	
Not Experienced USC	74	±2	16	2	5	14	63	±2	4.0	±0.1	
Experienced SH	73	±6	18	8	17	20	37	±7	3.5	±0.2	
Not Experienced SH	74	±2	16	2	5	14	63	±2	4.1	±0.1	
Deployed Past 12 Months	99	±1	18	2	6	14	60	±3	4.0	±0.1	
Not Deployed Past 12 Months	59	±2	15	2	5	14	64	±2	4.1	±0.1	
Army Enlisted	76	±3	18	3	7	15	56	±4	3.9	±0.1	
E1 – E4	59	±5	22	5	7	15	50	±7	3.7	±0.3	
Army Officers	83	±2	9	1	2	13	76	±3	4.5	±0.1	
Navy Enlisted	80	±3	20	4	7	17	52	±3	3.8	±0.1	
E1 – E4	61	±6	24	4	10	17	45	±8	3.5	±0.3	
Navy Officers	86	±3	7	0	1	9	82	±3	4.6	±0.1	
Marine Corps Enlisted	66	±4	19	3	5	14	60	±4	3.9	±0.2	
E1 – E4	48	±5	19	4	6	15	56	±6	3.8	±0.2	
Marine Corps Officers	80	±5	8	1	2	4	86	±5	4.6	±0.2	
Air Force Enlisted	65	±2	15	1	4	12	69	±3	4.2	±0.1	
E1 – E4	39	±4	18	2	5	15	60	±7	4.0	±0.3	
Air Force Officers	64	±3	6	0	0	10	84	±3	4.7	±0.1	

















































**16. To what extent do/would you feel safe during deployments from being sexually assaulted at the following times and locations?****d. ON base/installation/ship, during the weekend**1. Not at all  
4. Large extent2. Small extent  
5. Very large extent

3. Moderate extent

	Percent Responding		Percentages					Max ME	Degree of Feeling Safe From Being Sexually Assaulted		
			1	2	3	4	5				
<b>TOTAL</b>	71	±1	16	3	7	16	58	±2	4.0	±0.1	
<b>Army</b>	74	±2	16	4	9	16	56	±3	3.9	±0.1	
<b>Navy</b>	78	±2	17	4	8	18	53	±3	3.9	±0.1	
<b>Marine Corps</b>	65	±3	18	3	5	13	62	±3	4.0	±0.1	
<b>Air Force</b>	62	±2	13	2	6	14	65	±2	4.2	±0.1	
<b>PAYGRADE</b>											
<b>Enlisted</b>	70	±2	18	4	8	16	54	±2	3.9	±0.1	
<b>E1 – E4</b>	51	±3	21	5	10	16	48	±4	3.6	±0.2	
<b>E1 – E3</b>	33	±4	22	6	9	18	46	±7	3.6	±0.3	
<b>E4</b>	64	±3	20	5	10	16	48	±4	3.7	±0.2	
<b>E5 – E9</b>	85	±1	16	3	8	16	57	±2	3.9	±0.1	
<b>E5 – E6</b>	84	±2	17	3	9	16	55	±2	3.9	±0.1	
<b>E7 – E9</b>	89	±2	15	2	5	15	63	±2	4.1	±0.1	
<b>Officers</b>	74	±1	8	1	3	13	75	±2	4.5	±0.1	
<b>W1 – W5</b>	89	±3	10	1	5	16	68	±4	4.3	±0.1	
<b>O1 – O3</b>	65	±2	9	2	4	15	71	±2	4.4	±0.1	
<b>O4 – O6</b>	82	±2	6	1	2	11	80	±2	4.6	±0.1	
<b>DEPLOYMENT</b>											
<b>Deployed Past 12 Months</b>	99	±1	18	3	8	15	56	±2	3.9	±0.1	
<b>Not Deployed Past 12 Months</b>	56	±2	14	3	7	16	59	±2	4.0	±0.1	
<b>RACE/ETHNICITY</b>											
<b>Non-Hispanic White</b>	71	±2	13	2	6	14	64	±2	4.1	±0.1	
<b>Total Minority</b>	71	±2	20	5	10	18	47	±2	3.7	±0.1	
<b>Non-Hispanic Black</b>	74	±3	18	5	11	19	47	±3	3.7	±0.1	
<b>Hispanic</b>	69	±3	22	4	10	16	49	±4	3.7	±0.2	
<b>EXPERIENCED BEHAVIORS</b>											
<b>Experienced USC</b>	64	±7	22	15	15	19	29	±10	3.2	±0.3	
<b>Not Experienced USC</b>	71	±1	16	3	7	16	59	±2	4.0	±0.1	
<b>Experienced SH</b>	66	±3	16	12	22	23	28	±4	3.3	±0.2	
<b>Not Experienced SH</b>	71	±1	16	2	6	15	61	±2	4.0	±0.1	
<b>FEMALES</b>											
<b>Total</b>	54	±2	11	11	25	28	25	±2	3.4	±0.1	
<b>Army</b>	57	±3	13	12	29	26	20	±3	3.3	±0.1	
<b>Navy</b>	62	±3	13	12	22	29	24	±4	3.4	±0.1	
<b>Marine Corps</b>	40	±7	9	12	25	23	31	±9	3.6	±0.2	
<b>Air Force</b>	48	±3	9	8	22	31	30	±4	3.7	±0.1	
<b>Enlisted</b>	54	±2	13	12	27	27	22	±2	3.3	±0.1	
<b>E1 – E4</b>	38	±3	15	15	30	22	19	±4	3.1	±0.2	
<b>E5 – E9</b>	67	±2	11	11	25	29	24	±3	3.4	±0.1	
<b>Officers</b>	56	±3	6	6	16	37	34	±4	3.9	±0.1	
<b>O1 – O3</b>	52	±4	6	8	17	40	30	±5	3.8	±0.1	
<b>O4 – O6</b>	59	±3	6	5	14	33	43	±4	4.0	±0.1	

Note. Percent responding are Service members who answered the question and who have been deployed longer than 30 consecutive days (Q11).



16d. Continued	Percent Responding		Percentages					Max ME	Degree of Feeling Safe From Being Sexually Assaulted		
			1	2	3	4	5				
<b>FEMALES (CONTINUED)</b>											
Experienced USC	53	±7	16	20	28	20	17	±12	3.0	±0.3	
Not Experienced USC	54	±2	11	10	24	30	25	±2	3.5	±0.1	
Experienced SH	57	±3	12	17	32	25	14	±4	3.1	±0.1	
Not Experienced SH	53	±2	11	8	21	30	30	±3	3.6	±0.1	
Deployed Past 12 Months	98	±1	12	12	26	27	23	±3	3.4	±0.1	
Not Deployed Past 12 Months	40	±2	11	10	23	30	26	±3	3.5	±0.1	
Army Enlisted	55	±3	14	14	31	24	17	±4	3.2	±0.1	
E1 – E4	41	±5	18	14	31	19	18	±8	3.0	±0.3	
Army Officers	65	±4	8	7	21	36	28	±5	3.7	±0.2	
Navy Enlisted	63	±3	15	13	23	27	22	±4	3.3	±0.2	
E1 – E4	48	±5	16	19	26	23	17	±9	3.1	±0.2	
Navy Officers	55	±6	4	5	13	42	35	±7	4.0	±0.2	
Marine Corps Enlisted	36	±7	10	13	27	22	28	±10	3.5	±0.3	
E1 – E4	22	±7	13	8	26	27	26	±16	3.4	±0.4	
Marine Corps Officers	67	±10	6	7	15	29	44	±7	4.0	±0.2	
Air Force Enlisted	49	±3	9	9	24	30	28	±4	3.6	±0.1	
E1 – E4	31	±5	10	12	33	26	20	±8	3.4	±0.2	
Air Force Officers	45	±4	4	6	11	36	43	±6	4.1	±0.2	
<b>MALES</b>											
Total	74	±2	16	2	5	14	62	±2	4.0	±0.1	
Army	77	±2	17	3	6	14	60	±3	4.0	±0.1	
Navy	81	±3	18	3	6	16	57	±3	3.9	±0.1	
Marine Corps	67	±3	18	2	4	13	63	±3	4.0	±0.1	
Air Force	65	±2	13	1	3	11	72	±3	4.3	±0.1	
Enlisted	73	±2	18	3	6	15	58	±2	3.9	±0.1	
E1 – E4	53	±3	22	4	7	16	52	±4	3.7	±0.2	
E5 – E9	88	±1	17	2	6	14	61	±2	4.0	±0.1	
Officers	77	±2	8	0	1	10	80	±2	4.6	±0.1	
O1 – O3	68	±2	9	1	1	11	78	±3	4.5	±0.1	
O4 – O6	86	±2	6	0	1	9	84	±2	4.7	±0.1	
Experienced USC	72	±11	25	13	9	18	35	±14	3.3	±0.5	
Not Experienced USC	74	±2	16	2	5	14	63	±2	4.1	±0.1	
Experienced SH	73	±6	18	9	15	21	37	±7	3.5	±0.2	
Not Experienced SH	74	±2	16	2	5	13	64	±2	4.1	±0.1	
Deployed Past 12 Months	99	±1	18	2	5	14	60	±3	3.9	±0.1	
Not Deployed Past 12 Months	59	±2	15	2	5	14	64	±2	4.1	±0.1	
Army Enlisted	76	±3	18	3	7	15	57	±4	3.9	±0.1	
E1 – E4	59	±5	21	5	8	15	51	±7	3.7	±0.3	
Army Officers	83	±2	9	1	2	13	76	±3	4.5	±0.1	
Navy Enlisted	80	±3	20	3	7	17	52	±3	3.8	±0.1	
E1 – E4	60	±6	26	4	8	18	45	±8	3.5	±0.3	
Navy Officers	85	±3	8	1	1	9	82	±3	4.6	±0.1	
Marine Corps Enlisted	66	±4	20	3	4	14	60	±4	3.9	±0.2	
E1 – E4	48	±5	19	4	5	16	56	±6	3.9	±0.2	
Marine Corps Officers	79	±5	8	1	2	4	86	±5	4.6	±0.2	
Air Force Enlisted	65	±2	15	1	4	11	68	±3	4.2	±0.1	
E1 – E4	39	±4	19	1	6	15	59	±7	3.9	±0.3	
Air Force Officers	64	±3	6	0	0	10	84	±3	4.7	±0.1	

**16. To what extent do/would you feel safe during deployments from being sexually assaulted at the following times and locations?**
**e. ON base/installation/ship, in your barracks/housing area**

 1. Not at all  
 4. Large extent

 2. Small extent  
 5. Very large extent

3. Moderate extent

	Percent Responding		Percentages					Max ME	Degree of Feeling Safe From Being Sexually Assaulted		
			1	2	3	4	5				
<b>TOTAL</b>	70	±1	16	3	7	16	59	±2	4.0	±0.1	
<b>Army</b>	73	±2	16	4	8	16	57	±3	3.9	±0.1	
<b>Navy</b>	78	±2	17	4	7	17	54	±3	3.9	±0.1	
<b>Marine Corps</b>	65	±3	18	2	4	13	62	±3	4.0	±0.1	
<b>Air Force</b>	61	±2	13	2	5	14	66	±2	4.2	±0.1	
<b>PAYGRADE</b>											
<b>Enlisted</b>	69	±2	18	4	7	16	55	±2	3.9	±0.1	
<b>E1 – E4</b>	50	±3	21	5	9	17	49	±4	3.7	±0.2	
E1 – E3	32	±4	20	6	8	18	48	±7	3.7	±0.3	
E4	63	±3	21	5	9	16	49	±4	3.7	±0.2	
<b>E5 – E9</b>	84	±1	16	3	7	16	58	±2	4.0	±0.1	
E5 – E6	83	±2	17	4	7	16	56	±2	3.9	±0.1	
E7 – E9	88	±2	15	2	4	15	63	±2	4.1	±0.1	
<b>Officers</b>	74	±1	8	1	3	13	76	±2	4.5	±0.1	
<b>W1 – W5</b>	89	±3	10	2	4	17	68	±4	4.3	±0.1	
<b>O1 – O3</b>	65	±2	9	1	4	14	72	±2	4.4	±0.1	
<b>O4 – O6</b>	81	±2	6	0	2	10	82	±2	4.6	±0.1	
<b>DEPLOYMENT</b>											
<b>Deployed Past 12 Months</b>	97	±1	17	4	6	16	57	±2	3.9	±0.1	
<b>Not Deployed Past 12 Months</b>	55	±2	14	3	7	16	60	±2	4.0	±0.1	
<b>RACE/ETHNICITY</b>											
<b>Non-Hispanic White</b>	70	±2	13	2	5	14	65	±2	4.2	±0.1	
<b>Total Minority</b>	70	±2	20	5	10	18	48	±2	3.7	±0.1	
Non-Hispanic Black	72	±3	18	5	11	19	48	±3	3.7	±0.1	
Hispanic	68	±3	22	4	9	16	50	±4	3.7	±0.2	
<b>EXPERIENCED BEHAVIORS</b>											
<b>Experienced USC</b>	61	±8	21	11	16	19	33	±10	3.3	±0.4	
<b>Not Experienced USC</b>	70	±1	16	3	6	15	60	±2	4.0	±0.1	
<b>Experienced SH</b>	65	±3	15	12	19	23	31	±4	3.4	±0.2	
<b>Not Experienced SH</b>	71	±1	16	2	5	15	62	±2	4.0	±0.1	
<b>FEMALES</b>											
<b>Total</b>	54	±2	12	10	20	30	28	±2	3.5	±0.1	
<b>Army</b>	57	±3	13	12	25	27	23	±3	3.4	±0.1	
<b>Navy</b>	62	±3	14	11	19	30	27	±4	3.5	±0.1	
<b>Marine Corps</b>	40	±7	10	9	21	27	33	±9	3.6	±0.2	
<b>Air Force</b>	48	±3	9	7	17	32	34	±4	3.7	±0.1	
<b>Enlisted</b>	54	±2	13	12	22	28	25	±2	3.4	±0.1	
<b>E1 – E4</b>	38	±3	15	14	24	25	22	±4	3.2	±0.2	
<b>E5 – E9</b>	68	±2	12	10	21	30	27	±3	3.5	±0.1	
<b>Officers</b>	55	±3	7	5	15	36	38	±4	3.9	±0.1	
<b>O1 – O3</b>	52	±4	7	6	16	38	34	±5	3.9	±0.2	
<b>O4 – O6</b>	59	±3	6	3	12	32	48	±4	4.1	±0.1	

Note. Percent responding are Service members who answered the question and who have been deployed longer than 30 consecutive days (Q11).

16e. Continued	Percent Responding		Percentages					Max ME	Degree of Feeling Safe From Being Sexually Assaulted		Bar Chart
			1	2	3	4	5				
<b>FEMALES (CONTINUED)</b>											
Experienced USC	53	±7	16	14	26	23	21	±12	3.2	±0.3	Bar Chart
Not Experienced USC	54	±2	11	10	20	31	29	±2	3.6	±0.1	Bar Chart
Experienced SH	57	±3	12	16	27	27	19	±3	3.2	±0.1	Bar Chart
Not Experienced SH	52	±2	12	7	17	31	33	±3	3.7	±0.1	Bar Chart
Deployed Past 12 Months	98	±1	12	11	21	29	26	±3	3.4	±0.1	Bar Chart
Not Deployed Past 12 Months	40	±2	11	10	20	30	29	±3	3.6	±0.1	Bar Chart
Army Enlisted	55	±3	14	14	26	25	21	±4	3.2	±0.2	Bar Chart
E1 – E4	41	±5	18	15	23	24	20	±8	3.1	±0.3	Bar Chart
Army Officers	64	±4	8	5	21	34	32	±5	3.8	±0.2	Bar Chart
Navy Enlisted	64	±3	15	13	20	28	24	±4	3.3	±0.2	Bar Chart
E1 – E4	49	±5	15	17	24	23	20	±9	3.2	±0.2	Bar Chart
Navy Officers	55	±6	6	3	10	41	40	±7	4.1	±0.2	Bar Chart
Marine Corps Enlisted	36	±7	11	10	23	25	31	±11	3.6	±0.3	Bar Chart
E1 – E4	21	±7	15	8	22	29	27	±16	3.5	±0.4	Bar Chart
Marine Corps Officers	67	±10	8	3	11	35	44	±7	4.0	±0.2	Bar Chart
Air Force Enlisted	49	±3	10	8	19	32	31	±4	3.7	±0.2	Bar Chart
E1 – E4	30	±5	11	10	25	28	26	±8	3.5	±0.2	Bar Chart
Air Force Officers	44	±4	5	5	9	36	46	±6	4.1	±0.2	Bar Chart
<b>MALES</b>											
<b>Total</b>	73	±2	16	2	5	14	63	±2	4.0	±0.1	Bar Chart
<b>Army</b>	75	±2	17	3	5	14	61	±3	4.0	±0.1	Bar Chart
<b>Navy</b>	80	±3	18	3	6	16	58	±3	3.9	±0.1	Bar Chart
<b>Marine Corps</b>	67	±3	18	2	4	13	64	±3	4.0	±0.1	Bar Chart
<b>Air Force</b>	65	±2	13	1	3	11	72	±3	4.3	±0.1	Bar Chart
<b>Enlisted</b>	72	±2	18	3	5	15	59	±2	3.9	±0.1	Bar Chart
<b>E1 – E4</b>	52	±3	21	4	7	16	53	±4	3.7	±0.2	Bar Chart
<b>E5 – E9</b>	87	±2	17	2	5	14	62	±2	4.0	±0.1	Bar Chart
<b>Officers</b>	77	±2	8	0	1	10	81	±2	4.6	±0.1	Bar Chart
<b>O1 – O3</b>	68	±2	9	0	1	10	79	±3	4.5	±0.1	Bar Chart
<b>O4 – O6</b>	85	±2	6	0	1	8	85	±2	4.7	±0.1	Bar Chart
<b>Experienced USC</b>	66	±11	23	10	11	17	39	±17	3.4	±0.5	Bar Chart
<b>Not Experienced USC</b>	73	±2	16	2	5	14	64	±2	4.1	±0.1	Bar Chart
<b>Experienced SH</b>	71	±6	17	10	14	20	40	±7	3.5	±0.2	Bar Chart
<b>Not Experienced SH</b>	73	±2	16	2	4	13	64	±2	4.1	±0.1	Bar Chart
<b>Deployed Past 12 Months</b>	97	±1	18	3	5	14	61	±3	4.0	±0.1	Bar Chart
<b>Not Deployed Past 12 Months</b>	58	±2	15	2	5	13	65	±2	4.1	±0.1	Bar Chart
<b>Army Enlisted</b>	74	±3	18	4	6	15	57	±4	3.9	±0.1	Bar Chart
<b>E1 – E4</b>	57	±5	21	5	7	14	53	±7	3.7	±0.3	Bar Chart
<b>Army Officers</b>	82	±2	9	1	2	12	77	±2	4.5	±0.1	Bar Chart
<b>Navy Enlisted</b>	80	±3	20	4	6	17	53	±3	3.8	±0.1	Bar Chart
<b>E1 – E4</b>	60	±6	25	4	8	18	46	±8	3.6	±0.3	Bar Chart
<b>Navy Officers</b>	85	±3	8	1	1	9	82	±3	4.6	±0.1	Bar Chart
<b>Marine Corps Enlisted</b>	65	±4	20	2	4	14	60	±4	3.9	±0.2	Bar Chart
<b>E1 – E4</b>	48	±5	19	3	5	16	56	±6	3.9	±0.2	Bar Chart
<b>Marine Corps Officers</b>	79	±5	8	0	2	4	86	±5	4.6	±0.2	Bar Chart
<b>Air Force Enlisted</b>	65	±3	15	1	4	12	68	±3	4.2	±0.1	Bar Chart
<b>E1 – E4</b>	39	±4	18	1	6	15	59	±7	4.0	±0.3	Bar Chart
<b>Air Force Officers</b>	64	±3	6	0	1	9	84	±3	4.7	±0.1	Bar Chart

**16. To what extent do/would you feel safe during deployments from being sexually assaulted at the following times and locations?**
**f. ON base/installation/ship, not in your barracks/housing area**

 1. Not at all  
 4. Large extent

 2. Small extent  
 5. Very large extent

3. Moderate extent

	Percent Responding		Percentages					Max ME	Degree of Feeling Safe From Being Sexually Assaulted		
			1	2	3	4	5				
<b>TOTAL</b>	71	±1	15	3	8	16	58	±2	4.0	±0.1	
<b>Army</b>	74	±2	16	4	9	16	55	±3	3.9	±0.1	
<b>Navy</b>	79	±2	17	4	8	18	53	±3	3.9	±0.1	
<b>Marine Corps</b>	66	±3	17	3	5	14	61	±3	4.0	±0.1	
<b>Air Force</b>	62	±2	12	2	6	15	65	±2	4.2	±0.1	
<b>PAYGRADE</b>											
<b>Enlisted</b>	71	±2	17	4	8	16	54	±2	3.9	±0.1	
<b>E1 – E4</b>	51	±3	20	5	10	16	48	±4	3.7	±0.1	
E1 – E3	33	±4	21	7	9	17	46	±7	3.6	±0.3	
E4	64	±3	19	5	11	16	49	±4	3.7	±0.2	
<b>E5 – E9</b>	86	±1	16	3	8	16	57	±2	3.9	±0.1	
E5 – E6	85	±2	16	4	9	17	55	±2	3.9	±0.1	
E7 – E9	89	±2	15	2	4	16	63	±2	4.1	±0.1	
<b>Officers</b>	75	±1	7	1	3	14	74	±2	4.5	±0.1	
<b>W1 – W5</b>	90	±3	10	2	5	16	68	±4	4.3	±0.1	
<b>O1 – O3</b>	65	±2	9	1	4	15	70	±2	4.4	±0.1	
<b>O4 – O6</b>	83	±2	6	1	2	11	80	±2	4.6	±0.1	
<b>DEPLOYMENT</b>											
<b>Deployed Past 12 Months</b>	99	±1	17	3	8	16	56	±2	3.9	±0.1	
<b>Not Deployed Past 12 Months</b>	56	±2	14	3	7	16	59	±2	4.0	±0.1	
<b>RACE/ETHNICITY</b>											
<b>Non-Hispanic White</b>	71	±2	13	3	5	15	64	±2	4.1	±0.1	
<b>Total Minority</b>	71	±2	19	5	11	18	47	±2	3.7	±0.1	
Non-Hispanic Black	74	±3	18	5	13	19	46	±3	3.7	±0.1	
Hispanic	70	±3	21	4	10	17	48	±4	3.7	±0.2	
<b>EXPERIENCED BEHAVIORS</b>											
<b>Experienced USC</b>	64	±7	18	15	17	20	31	±10	3.3	±0.3	
<b>Not Experienced USC</b>	71	±1	15	3	7	16	59	±2	4.0	±0.1	
<b>Experienced SH</b>	66	±3	15	12	22	24	27	±4	3.4	±0.2	
<b>Not Experienced SH</b>	72	±1	16	3	6	15	61	±2	4.0	±0.1	
<b>FEMALES</b>											
<b>Total</b>	55	±2	11	12	25	29	23	±2	3.4	±0.1	
<b>Army</b>	57	±3	11	15	30	25	18	±3	3.2	±0.1	
<b>Navy</b>	62	±3	13	12	23	30	22	±4	3.4	±0.1	
<b>Marine Corps</b>	40	±7	10	10	24	28	28	±9	3.6	±0.2	
<b>Air Force</b>	48	±3	8	8	22	33	29	±4	3.7	±0.1	
<b>Enlisted</b>	54	±2	12	13	27	28	21	±2	3.3	±0.1	
E1 – E4	38	±3	14	15	32	22	17	±4	3.1	±0.2	
E5 – E9	68	±2	11	12	24	30	23	±3	3.4	±0.1	
<b>Officers</b>	56	±3	6	6	18	37	32	±4	3.8	±0.1	
O1 – O3	52	±4	6	7	19	39	28	±5	3.8	±0.1	
O4 – O6	60	±3	6	5	15	34	40	±4	4.0	±0.1	

Note. Percent responding are Service members who answered the question and who have been deployed longer than 30 consecutive days (Q11).



**16. To what extent do/would you feel safe during deployments from being sexually assaulted at the following times and locations?****g. ON DUTY away from your base/installation/ship (e.g., on patrol or being a part of a convoy)**

1. Not at all  
4. Large extent

2. Small extent  
5. Very large extent

3. Moderate extent

	Percent Responding		Percentages					Max ME	Degree of Feeling Safe From Being Sexually Assaulted		
			1	2	3	4	5				
<b>TOTAL</b>	71	±1	16	4	8	16	58	±2	4.0	±0.1	
<b>Army</b>	74	±2	16	4	8	16	56	±3	3.9	±0.1	
<b>Navy</b>	79	±2	17	4	8	18	52	±3	3.8	±0.1	
<b>Marine Corps</b>	66	±3	17	3	5	13	61	±3	4.0	±0.1	
<b>Air Force</b>	62	±2	13	2	6	14	65	±2	4.2	±0.1	
<b>PAYGRADE</b>											
<b>Enlisted</b>	70	±2	17	4	8	16	54	±2	3.9	±0.1	
<b>E1 – E4</b>	51	±3	20	5	10	17	49	±4	3.7	±0.1	
E1 – E3	33	±4	21	5	9	17	48	±7	3.7	±0.3	
E4	64	±3	19	5	10	16	49	±4	3.7	±0.2	
<b>E5 – E9</b>	85	±1	16	4	8	16	56	±2	3.9	±0.1	
E5 – E6	84	±2	17	4	9	16	54	±2	3.9	±0.1	
E7 – E9	89	±2	15	3	5	15	62	±2	4.1	±0.1	
<b>Officers</b>	74	±1	8	1	4	13	74	±2	4.4	±0.1	
<b>W1 – W5</b>	90	±3	10	2	5	16	67	±4	4.3	±0.1	
<b>O1 – O3</b>	66	±2	9	2	5	14	70	±2	4.4	±0.1	
<b>O4 – O6</b>	83	±2	6	1	3	12	79	±2	4.6	±0.1	
<b>DEPLOYMENT</b>											
<b>Deployed Past 12 Months</b>	99	±1	17	4	7	15	56	±2	3.9	±0.1	
<b>Not Deployed Past 12 Months</b>	56	±2	14	4	8	16	59	±2	4.0	±0.1	
<b>RACE/ETHNICITY</b>											
<b>Non-Hispanic White</b>	71	±2	13	2	5	15	64	±2	4.1	±0.1	
<b>Total Minority</b>	71	±2	19	6	11	18	46	±2	3.7	±0.1	
Non-Hispanic Black	74	±3	18	6	12	19	45	±3	3.7	±0.1	
Hispanic	70	±3	21	4	9	17	48	±4	3.7	±0.2	
<b>EXPERIENCED BEHAVIORS</b>											
<b>Experienced USC</b>	64	±7	18	14	17	19	32	±10	3.3	±0.3	
<b>Not Experienced USC</b>	71	±1	15	3	7	16	59	±2	4.0	±0.1	
<b>Experienced SH</b>	66	±3	15	12	21	24	28	±4	3.4	±0.2	
<b>Not Experienced SH</b>	72	±1	16	3	6	15	60	±2	4.0	±0.1	
<b>FEMALES</b>											
<b>Total</b>	54	±2	12	12	25	28	22	±2	3.4	±0.1	
<b>Army</b>	57	±3	13	15	28	26	18	±3	3.2	±0.1	
<b>Navy</b>	62	±3	15	11	22	31	21	±4	3.3	±0.2	
<b>Marine Corps</b>	40	±7	10	12	24	24	31	±9	3.5	±0.2	
<b>Air Force</b>	48	±3	9	10	24	29	28	±4	3.6	±0.1	
<b>Enlisted</b>	54	±2	13	13	26	27	20	±2	3.3	±0.1	
<b>E1 – E4</b>	38	±3	16	13	30	24	16	±4	3.1	±0.2	
<b>E5 – E9</b>	68	±2	12	13	24	28	22	±3	3.4	±0.1	
<b>Officers</b>	56	±3	7	8	18	36	31	±3	3.8	±0.1	
<b>O1 – O3</b>	52	±4	7	9	17	38	29	±5	3.7	±0.2	
<b>O4 – O6</b>	60	±3	7	8	18	32	35	±4	3.8	±0.1	

Note. Percent responding are Service members who answered the question and who have been deployed longer than 30 consecutive days (Q11).



**16. To what extent do/would you feel safe during deployments from being sexually assaulted at the following times and locations?**
**h. OFF DUTY away from your base/installation/ship, during the day**

 1. Not at all  
 4. Large extent

 2. Small extent  
 5. Very large extent

3. Moderate extent

	Percent Responding		Percentages					Max ME	Degree of Feeling Safe From Being Sexually Assaulted		
			1	2	3	4	5				
<b>TOTAL</b>	71	±1	15	4	8	16	57	±2	3.9	±0.1	
<b>Army</b>	74	±2	16	4	9	16	55	±3	3.9	±0.1	
<b>Navy</b>	79	±2	17	4	10	17	52	±3	3.8	±0.1	
<b>Marine Corps</b>	66	±3	17	3	5	14	60	±3	4.0	±0.1	
<b>Air Force</b>	62	±2	13	2	7	15	63	±2	4.1	±0.1	
<b>PAYGRADE</b>											
<b>Enlisted</b>	70	±2	17	4	9	16	53	±2	3.8	±0.1	
<b>E1 – E4</b>	51	±3	20	5	11	16	48	±4	3.7	±0.1	
E1 – E3	33	±4	20	6	9	18	48	±7	3.7	±0.3	
E4	64	±3	20	4	11	16	48	±4	3.7	±0.2	
<b>E5 – E9</b>	86	±1	16	4	9	16	55	±2	3.9	±0.1	
E5 – E6	84	±2	16	4	9	16	54	±2	3.9	±0.1	
E7 – E9	89	±2	15	3	6	16	61	±2	4.0	±0.1	
<b>Officers</b>	74	±1	7	2	5	14	73	±2	4.4	±0.1	
<b>W1 – W5</b>	90	±3	10	2	5	17	66	±4	4.3	±0.1	
<b>O1 – O3</b>	66	±2	9	2	6	15	69	±2	4.3	±0.1	
<b>O4 – O6</b>	83	±2	6	1	3	12	78	±2	4.5	±0.1	
<b>DEPLOYMENT</b>											
<b>Deployed Past 12 Months</b>	99	±1	17	4	8	16	55	±2	3.9	±0.1	
<b>Not Deployed Past 12 Months</b>	56	±2	14	4	9	16	58	±2	4.0	±0.1	
<b>RACE/ETHNICITY</b>											
<b>Non-Hispanic White</b>	71	±2	13	3	6	15	63	±2	4.1	±0.1	
<b>Total Minority</b>	71	±2	19	5	12	18	46	±2	3.7	±0.1	
Non-Hispanic Black	74	±3	18	6	14	18	45	±3	3.7	±0.1	
Hispanic	70	±3	21	5	10	17	48	±4	3.7	±0.2	
<b>EXPERIENCED BEHAVIORS</b>											
<b>Experienced USC</b>	64	±7	21	8	16	22	33	±11	3.4	±0.4	
<b>Not Experienced USC</b>	71	±1	15	3	8	16	58	±2	4.0	±0.1	
<b>Experienced SH</b>	66	±3	15	12	23	21	29	±4	3.4	±0.2	
<b>Not Experienced SH</b>	72	±1	16	3	7	15	59	±2	4.0	±0.1	
<b>FEMALES</b>											
<b>Total</b>	55	±2	11	13	28	28	20	±2	3.3	±0.1	
<b>Army</b>	58	±3	12	15	31	25	17	±3	3.2	±0.1	
<b>Navy</b>	63	±3	14	12	27	28	20	±4	3.3	±0.1	
<b>Marine Corps</b>	40	±7	10	12	21	32	25	±9	3.5	±0.2	
<b>Air Force</b>	48	±3	9	11	27	30	24	±4	3.5	±0.1	
<b>Enlisted</b>	54	±2	13	14	29	26	19	±3	3.2	±0.1	
<b>E1 – E4</b>	38	±3	14	14	33	23	16	±4	3.1	±0.2	
<b>E5 – E9</b>	68	±2	12	14	27	28	20	±3	3.3	±0.1	
<b>Officers</b>	56	±3	6	9	23	34	27	±3	3.7	±0.1	
<b>O1 – O3</b>	52	±4	6	9	24	35	25	±5	3.6	±0.1	
<b>O4 – O6</b>	59	±3	6	8	21	32	32	±4	3.8	±0.1	

Note. Percent responding are Service members who answered the question and who have been deployed longer than 30 consecutive days (Q11).





**16. To what extent do/would you feel safe during deployments from being sexually assaulted at the following times and locations?****i. OFF DUTY away from your base/installation/ship, during the evening**

1. Not at all  
4. Large extent
2. Small extent  
5. Very large extent
3. Moderate extent

	Percent Responding		Percentages					Max ME	Degree of Feeling Safe From Being Sexually Assaulted		
			1	2	3	4	5				
<b>TOTAL</b>	71	±1	15	4	9	15	56	±2	3.9	±0.1	
<b>Army</b>	74	±2	16	5	10	16	54	±3	3.9	±0.1	
<b>Navy</b>	79	±2	16	5	10	17	51	±3	3.8	±0.1	
<b>Marine Corps</b>	66	±3	17	4	6	13	59	±3	3.9	±0.1	
<b>Air Force</b>	62	±2	13	3	8	14	62	±2	4.1	±0.1	
<b>PAYGRADE</b>											
<b>Enlisted</b>	70	±2	17	5	10	16	52	±2	3.8	±0.1	
<b>E1 – E4</b>	51	±3	20	6	11	15	48	±4	3.7	±0.1	
E1 – E3	33	±4	20	6	10	16	48	±7	3.6	±0.3	
E4	64	±3	19	5	12	15	48	±4	3.7	±0.2	
<b>E5 – E9</b>	85	±1	16	4	9	16	54	±2	3.9	±0.1	
E5 – E6	84	±2	16	5	10	16	52	±2	3.8	±0.1	
E7 – E9	89	±2	15	3	7	15	60	±2	4.0	±0.1	
<b>Officers</b>	74	±1	7	2	6	14	71	±2	4.4	±0.1	
<b>W1 – W5</b>	90	±3	10	2	6	15	67	±4	4.3	±0.1	
<b>O1 – O3</b>	66	±2	9	3	7	15	67	±2	4.3	±0.1	
<b>O4 – O6</b>	83	±2	6	2	4	13	75	±2	4.5	±0.1	
<b>DEPLOYMENT</b>											
<b>Deployed Past 12 Months</b>	99	±1	17	4	9	15	54	±2	3.9	±0.1	
<b>Not Deployed Past 12 Months</b>	56	±2	14	4	10	16	57	±2	4.0	±0.1	
<b>RACE/ETHNICITY</b>											
<b>Non-Hispanic White</b>	71	±2	13	3	7	14	62	±2	4.1	±0.1	
<b>Total Minority</b>	71	±2	19	6	13	17	45	±2	3.6	±0.1	
Non-Hispanic Black	74	±3	18	7	14	17	44	±3	3.6	±0.1	
Hispanic	69	±3	20	5	11	16	47	±4	3.6	±0.2	
<b>EXPERIENCED BEHAVIORS</b>											
<b>Experienced USC</b>	63	±8	22	10	19	17	32	±11	3.3	±0.4	
<b>Not Experienced USC</b>	71	±1	15	4	9	15	57	±2	3.9	±0.1	
<b>Experienced SH</b>	66	±3	16	13	25	19	27	±4	3.3	±0.2	
<b>Not Experienced SH</b>	72	±1	15	4	8	15	59	±2	4.0	±0.1	
<b>FEMALES</b>											
<b>Total</b>	55	±2	12	16	30	24	17	±2	3.2	±0.1	
<b>Army</b>	58	±3	14	17	32	22	15	±3	3.1	±0.1	
<b>Navy</b>	62	±3	14	15	28	25	18	±4	3.2	±0.1	
<b>Marine Corps</b>	40	±7	10	14	29	26	21	±8	3.3	±0.2	
<b>Air Force</b>	48	±3	9	14	30	26	20	±4	3.3	±0.1	
<b>Enlisted</b>	54	±2	14	16	31	23	17	±3	3.1	±0.1	
<b>E1 – E4</b>	38	±3	16	18	34	17	15	±4	3.0	±0.2	
<b>E5 – E9</b>	68	±2	12	16	29	25	17	±3	3.2	±0.1	
<b>Officers</b>	56	±3	7	13	27	32	22	±3	3.5	±0.1	
<b>O1 – O3</b>	52	±4	7	13	26	35	19	±5	3.5	±0.2	
<b>O4 – O6</b>	60	±3	7	12	28	28	25	±4	3.5	±0.1	

Note. Percent responding are Service members who answered the question and who have been deployed longer than 30 consecutive days (Q11).



**16. Do/would you feel safe to a large extent during deployments from being sexually assaulted at different times on military or non-military locations? Constructed from Q16a-i.**

1. Felt safe at all military locations and times
2. Felt safe at all non-military locations and times
3. Felt safe at all locations and times
4. Did not feel safe at all military or non-military locations and times

	Percent Responding		Percentages				Max ME
			1	2	3	4	
<b>TOTAL</b>	72	±1	1	4	66	29	±2
<b>Army</b>	75	±2	1	4	64	31	±3
<b>Navy</b>	79	±2	2	4	62	33	±3
<b>Marine Corps</b>	66	±3	1	3	68	28	±3
<b>Air Force</b>	62	±2	2	3	71	24	±2
<b>PAYGRADE</b>							
<b>Enlisted</b>	71	±2	1	4	62	32	±2
<b>E1 – E4</b>	51	±3	1	4	57	38	±4
E1 – E3	33	±4	1	5	57	37	±7
E4	65	±3	1	4	57	38	±4
<b>E5 – E9</b>	86	±1	1	3	65	30	±2
E5 – E6	85	±2	2	3	63	32	±2
E7 – E9	90	±1	1	3	71	25	±2
<b>Officers</b>	75	±1	2	4	80	15	±2
<b>W1 – W5</b>	90	±3	1	2	79	18	±3
<b>O1 – O3</b>	66	±2	2	3	77	18	±2
<b>O4 – O6</b>	83	±2	2	4	83	11	±2
<b>DEPLOYMENT</b>							
<b>Deployed Past 12 Months</b>	100	±1	1	4	64	30	±2
<b>Not Deployed Past 12 Months</b>	56	±2	1	4	67	28	±2
<b>RACE/ETHNICITY</b>							
<b>Non-Hispanic White</b>	72	±2	1	3	72	23	±2
<b>Total Minority</b>	71	±2	2	4	55	39	±2
Non-Hispanic Black	75	±3	2	4	54	40	±3
Hispanic	70	±3	2	5	56	38	±4
<b>EXPERIENCED BEHAVIORS</b>							
<b>Experienced USC</b>	64	±7	4	8	35	53	±10
<b>Not Experienced USC</b>	72	±1	1	4	67	28	±2
<b>Experienced SH</b>	66	±3	2	5	37	56	±4
<b>Not Experienced SH</b>	72	±1	1	4	68	27	±2
<b>FEMALES</b>							
<b>Total</b>	55	±2	4	4	34	58	±2
<b>Army</b>	58	±3	2	5	29	65	±3
<b>Navy</b>	63	±3	3	4	35	57	±4
<b>Marine Corps</b>	40	±7	6	4	39	52	±7
<b>Air Force</b>	49	±3	5	5	38	52	±4
<b>Enlisted</b>	55	±2	3	4	31	62	±3
<b>E1 – E4</b>	39	±3	3	4	24	69	±4
<b>E5 – E9</b>	68	±2	3	5	34	58	±3
<b>Officers</b>	56	±3	6	4	47	43	±4
<b>O1 – O3</b>	52	±4	5	4	47	44	±5
<b>O4 – O6</b>	60	±3	8	4	47	41	±4

Note. Percent responding are Service members who answered the question and who have been deployed longer than 30 consecutive days (Q11).

16. Continued	Percent Responding		Percentages				Max ME
			1	2	3	4	
<b>FEMALES (CONTINUED)</b>							
Experienced USC	53	±7	2	5	23	70	±11
Not Experienced USC	55	±2	4	4	35	57	±2
Experienced SH	58	±3	2	4	22	72	±4
Not Experienced SH	53	±2	4	5	40	51	±3
Deployed Past 12 Months	99	±1	3	5	32	60	±3
Not Deployed Past 12 Months	41	±2	4	4	35	57	±3
Army Enlisted	56	±3	2	5	25	69	±4
E1 – E4	42	±5	2	3	21	73	±8
Army Officers	65	±4	3	4	43	50	±5
Navy Enlisted	64	±3	3	4	34	60	±4
E1 – E4	49	±5	2	4	25	69	±7
Navy Officers	56	±6	9	5	46	41	±7
Marine Corps Enlisted	37	±7	5	3	36	56	±9
E1 – E4	22	±7	12	5	32	52	±22
Marine Corps Officers	69	±10	6	6	53	34	±7
Air Force Enlisted	49	±3	4	5	35	56	±4
E1 – E4	31	±5	3	4	27	66	±8
Air Force Officers	45	±4	8	5	52	35	±6
<b>MALES</b>							
Total	74	±2	1	4	70	26	±2
Army	78	±2	1	4	69	27	±3
Navy	82	±3	2	4	65	29	±3
Marine Corps	68	±3	1	3	69	27	±3
Air Force	66	±2	1	3	77	19	±3
Enlisted	74	±2	1	4	66	29	±2
E1 – E4	53	±3	1	4	61	33	±4
E5 – E9	89	±1	1	3	69	27	±2
Officers	78	±2	1	3	85	11	±2
O1 – O3	69	±2	1	3	83	13	±2
O4 – O6	87	±2	1	4	87	8	±2
Experienced USC	72	±11	5	9	41	45	±13
Not Experienced USC	74	±2	1	4	70	25	±2
Experienced SH	74	±6	1	6	48	44	±7
Not Experienced SH	74	±2	1	3	71	25	±2
Deployed Past 12 Months	100	±1	1	4	68	27	±3
Not Deployed Past 12 Months	60	±2	1	4	71	24	±2
Army Enlisted	76	±3	1	4	66	30	±3
E1 – E4	59	±5	1	5	61	34	±7
Army Officers	84	±2	1	4	83	13	±3
Navy Enlisted	81	±3	2	4	61	33	±3
E1 – E4	61	±6	2	6	54	38	±8
Navy Officers	86	±3	1	3	84	12	±3
Marine Corps Enlisted	66	±4	1	3	67	29	±4
E1 – E4	48	±5	1	3	65	32	±6
Marine Corps Officers	81	±5	1	3	85	10	±4
Air Force Enlisted	66	±2	1	3	75	21	±3
E1 – E4	39	±4	1	3	70	26	±7
Air Force Officers	65	±3	1	4	88	8	±3

**17. To what extent...****a. Do people in the military who sexually harass others get away with it?**1. Not at all  
4. Large extent2. Small extent  
5. Very large extent

3. Moderate extent







































	Percent Responding		Percentages					Max ME	Average Extent		
			1	2	3	4	5				
<b>TOTAL</b>	99	±1	19	38	25	12	5	±2	2.5	±0.1	
<b>Army</b>	99	±1	16	35	29	14	7	±2	2.6	±0.1	
<b>Navy</b>	100	±1	19	39	25	12	6	±3	2.5	±0.1	
<b>Marine Corps</b>	100	±1	24	41	21	9	4	±3	2.3	±0.1	
<b>Air Force</b>	99	±1	22	42	23	9	4	±2	2.3	±0.1	
<b>PAYGRADE</b>											
<b>Enlisted</b>	100	±1	20	36	26	13	6	±2	2.5	±0.1	
<b>E1 – E4</b>	99	±1	21	34	25	13	7	±3	2.5	±0.1	
E1 – E3	100	±1	24	35	23	11	7	±4	2.4	±0.1	
E4	99	±1	18	32	27	15	7	±3	2.6	±0.1	
<b>E5 – E9</b>	100	±1	19	37	27	12	5	±2	2.5	±0.1	
E5 – E6	100	±1	18	35	27	14	6	±2	2.5	±0.1	
E7 – E9	99	±1	20	45	24	8	3	±2	2.3	±0.1	
<b>Officers</b>	99	±1	17	52	22	7	2	±2	2.3	±0.1	
<b>W1 – W5</b>	99	±1	16	47	23	10	4	±4	2.4	±0.1	
<b>O1 – O3</b>	99	±1	18	48	23	8	2	±2	2.3	±0.1	
<b>O4 – O6</b>	99	±1	16	57	19	6	1	±2	2.2	±0.1	
<b>DEPLOYMENT</b>											
<b>Deployed Past 12 Months</b>	99	±1	17	36	27	14	6	±2	2.6	±0.1	
<b>Not Deployed Past 12 Months</b>	100	±1	21	40	24	11	5	±2	2.4	±0.1	
<b>RACE/ETHNICITY</b>											
<b>Non-Hispanic White</b>	100	±1	18	41	25	12	5	±2	2.4	±0.1	
<b>Total Minority</b>	99	±1	21	34	26	12	7	±2	2.5	±0.1	
Non-Hispanic Black	99	±1	20	35	25	13	7	±3	2.5	±0.1	
Hispanic	100	±1	22	35	26	11	6	±4	2.5	±0.1	
<b>EXPERIENCED BEHAVIORS</b>											
<b>Experienced USC</b>	100	±1	9	14	24	28	26	±8	3.5	±0.2	
<b>Not Experienced USC</b>	99	±1	20	39	25	11	5	±2	2.4	±0.1	
<b>Experienced SH</b>	100	±1	4	17	26	32	22	±4	3.5	±0.1	
<b>Not Experienced SH</b>	99	±1	21	41	25	10	4	±2	2.3	±0.1	
<b>FEMALES</b>											
<b>Total</b>	99	±1	11	31	28	19	11	±2	2.9	±0.1	
<b>Army</b>	99	±1	8	27	29	22	15	±3	3.1	±0.1	
<b>Navy</b>	99	±1	12	30	28	20	10	±3	2.9	±0.1	
<b>Marine Corps</b>	100	±1	10	34	27	20	8	±9	2.8	±0.2	
<b>Air Force</b>	99	±1	13	36	29	14	8	±3	2.7	±0.1	
<b>Enlisted</b>	99	±1	11	29	29	19	12	±2	2.9	±0.1	
E1 – E4	100	±1	13	29	27	19	12	±3	2.9	±0.1	
E5 – E9	99	±1	9	29	30	20	12	±2	3.0	±0.1	
<b>Officers</b>	99	±1	9	41	28	16	6	±3	2.7	±0.1	
O1 – O3	99	±1	7	40	30	17	6	±4	2.7	±0.1	
O4 – O6	99	±1	11	45	25	13	6	±3	2.6	±0.1	

Note. Percent responding are Service members who answered the question.

17a. Continued	Percent Responding		Percentages					Max ME	Average Extent		
			1	2	3	4	5				
<b>FEMALES (CONTINUED)</b>											
Experienced USC	99	±1	6	14	21	34	25	±8	3.6	±0.2	
Not Experienced USC	99	±1	11	33	29	17	9	±2	2.8	±0.1	
Experienced SH	100	±1	3	17	27	31	23	±3	3.5	±0.1	
Not Experienced SH	99	±1	14	38	29	13	5	±2	2.6	±0.1	
Deployed Past 12 Months	99	±1	7	24	31	23	14	±3	3.1	±0.1	
Not Deployed Past 12 Months	99	±1	12	33	28	17	10	±2	2.8	±0.1	
Army Enlisted	99	±1	8	25	28	22	16	±3	3.1	±0.1	
E1 – E4	100	±1	10	25	28	20	18	±4	3.1	±0.2	
Army Officers	99	±1	8	33	30	20	9	±4	2.9	±0.1	
Navy Enlisted	99	±1	13	27	29	21	11	±4	2.9	±0.1	
E1 – E4	99	±1	13	26	27	23	11	±6	2.9	±0.2	
Navy Officers	99	±2	8	48	23	15	6	±6	2.6	±0.2	
Marine Corps Enlisted	100	±1	11	34	27	19	9	±10	2.8	±0.2	
E1 – E4	100	±0	12	35	24	22	7	±15	2.8	±0.3	
Marine Corps Officers	100	±0	5	38	25	25	7	±11	2.9	±0.2	
Air Force Enlisted	99	±1	13	34	29	15	9	±4	2.7	±0.1	
E1 – E4	100	±1	17	34	28	12	8	±6	2.6	±0.2	
Air Force Officers	98	±2	10	46	29	12	3	±4	2.5	±0.1	
<b>MALES</b>											
Total	100	±1	21	39	25	11	5	±2	2.4	±0.1	
Army	99	±1	17	36	29	13	5	±3	2.5	±0.1	
Navy	100	±1	20	40	24	11	5	±3	2.4	±0.1	
Marine Corps	99	±1	25	41	21	8	4	±3	2.2	±0.1	
Air Force	100	±1	24	43	22	8	3	±2	2.2	±0.1	
Enlisted	100	±1	21	37	26	12	5	±2	2.4	±0.1	
E1 – E4	99	±1	22	34	25	12	6	±3	2.5	±0.1	
E5 – E9	100	±1	20	38	26	11	4	±2	2.4	±0.1	
Officers	99	±1	19	54	21	6	1	±2	2.2	±0.1	
O1 – O3	99	±1	21	50	22	6	2	±3	2.2	±0.1	
O4 – O6	99	±1	17	59	19	5	1	±2	2.1	±0.1	
Experienced USC	100	±1	11	14	25	24	26	±13	3.4	±0.4	
Not Experienced USC	99	±1	21	40	25	10	4	±2	2.4	±0.1	
Experienced SH	100	±1	4	18	25	32	21	±6	3.5	±0.2	
Not Experienced SH	99	±1	22	41	25	9	3	±2	2.3	±0.1	
Deployed Past 12 Months	99	±1	18	37	27	13	5	±2	2.5	±0.1	
Not Deployed Past 12 Months	100	±1	22	41	24	9	4	±2	2.3	±0.1	
Army Enlisted	99	±1	17	33	29	14	6	±3	2.6	±0.1	
E1 – E4	99	±1	18	31	29	15	7	±5	2.6	±0.2	
Army Officers	99	±1	16	49	26	7	2	±3	2.3	±0.1	
Navy Enlisted	100	±1	20	37	25	12	6	±3	2.5	±0.1	
E1 – E4	100	±1	20	33	25	15	7	±6	2.6	±0.2	
Navy Officers	100	±1	17	58	19	5	1	±3	2.2	±0.1	
Marine Corps Enlisted	100	±1	25	40	22	9	4	±4	2.3	±0.1	
E1 – E4	100	±1	26	39	21	10	5	±5	2.3	±0.1	
Marine Corps Officers	99	±1	26	53	16	4	1	±5	2.0	±0.1	
Air Force Enlisted	100	±1	25	39	23	9	4	±3	2.3	±0.1	
E1 – E4	100	±1	28	38	21	8	5	±5	2.2	±0.1	
Air Force Officers	99	±1	21	57	17	4	1	±3	2.1	±0.1	

**17. To what extent...  
 b. Do people in the military feel comfortable reporting sensitive issues to authorities, such as discrimination, harassment, or sexual assault?**

- 1. Not at all
- 2. Small extent
- 3. Moderate extent
- 4. Large extent
- 5. Very large extent

	Percent Responding		Percentages					Max ME	Average Extent		
			1	2	3	4	5				
<b>TOTAL</b>	99	±1	10	26	34	21	8	±2	2.9	±0.1	
<b>Army</b>	99	±1	11	26	35	19	8	±2	2.9	±0.1	
<b>Navy</b>	100	±1	11	29	32	20	7	±3	2.8	±0.1	
<b>Marine Corps</b>	99	±1	11	24	35	20	9	±3	2.9	±0.1	
<b>Air Force</b>	99	±1	7	24	35	24	10	±2	3.0	±0.1	
<b>PAYGRADE</b>											
<b>Enlisted</b>	99	±1	11	28	34	19	8	±2	2.9	±0.1	
<b>    E1 – E4</b>	99	±1	14	28	33	17	8	±3	2.8	±0.1	
E1 – E3	100	±1	14	28	32	18	9	±4	2.8	±0.1	
E4	99	±1	14	29	33	17	7	±3	2.8	±0.1	
<b>    E5 – E9</b>	99	±1	10	27	34	20	9	±2	2.9	±0.1	
E5 – E6	99	±1	11	29	34	18	8	±2	2.8	±0.1	
E7 – E9	99	±1	6	22	37	26	9	±2	3.1	±0.1	
<b>Officers</b>	99	±1	4	20	38	29	8	±2	3.2	±0.1	
<b>    W1 – W5</b>	99	±1	6	22	38	26	8	±5	3.1	±0.1	
O1 – O3	99	±1	4	23	38	27	8	±2	3.1	±0.1	
O4 – O6	99	±1	4	17	38	32	9	±2	3.3	±0.1	
<b>DEPLOYMENT</b>											
<b>Deployed Past 12 Months</b>	99	±1	11	29	34	18	8	±2	2.8	±0.1	
<b>Not Deployed Past 12 Months</b>	99	±1	10	25	35	22	8	±2	2.9	±0.1	
<b>RACE/ETHNICITY</b>											
<b>Non-Hispanic White</b>	99	±1	8	25	36	22	9	±2	3.0	±0.1	
<b>Total Minority</b>	99	±1	13	29	33	18	8	±2	2.8	±0.1	
Non-Hispanic Black	99	±1	13	30	32	17	8	±3	2.8	±0.1	
Hispanic	100	±1	14	28	32	19	7	±3	2.8	±0.1	
<b>EXPERIENCED BEHAVIORS</b>											
<b>Experienced USC</b>	100	±1	29	29	24	8	10	±8	2.4	±0.3	
<b>Not Experienced USC</b>	99	±1	9	26	35	21	8	±2	2.9	±0.1	
<b>Experienced SH</b>	100	±1	22	36	27	10	5	±4	2.4	±0.1	
<b>Not Experienced SH</b>	99	±1	9	25	35	22	9	±2	3.0	±0.1	
<b>FEMALES</b>											
<b>Total</b>	99	±1	14	34	33	15	5	±2	2.6	±0.1	
<b>Army</b>	99	±1	16	34	33	13	4	±3	2.6	±0.1	
<b>Navy</b>	99	±1	15	36	31	14	5	±3	2.6	±0.1	
<b>Marine Corps</b>	100	±1	19	40	28	9	3	±9	2.4	±0.2	
<b>Air Force</b>	99	±1	11	32	34	19	5	±3	2.8	±0.1	
<b>Enlisted</b>	99	±1	15	34	31	14	5	±2	2.6	±0.1	
E1 – E4	100	±1	17	33	31	14	5	±3	2.6	±0.1	
E5 – E9	99	±1	13	36	32	15	4	±2	2.6	±0.1	
<b>Officers</b>	99	±1	9	32	38	17	3	±3	2.7	±0.1	
O1 – O3	99	±1	8	34	40	15	3	±4	2.7	±0.1	
O4 – O6	99	±1	10	28	37	21	4	±3	2.8	±0.1	

Note. Percent responding are Service members who answered the question.



17b. Continued	Percent Responding		Percentages					Max ME	Average Extent		
			1	2	3	4	5				
<b>FEMALES (CONTINUED)</b>											
Experienced USC	99	±1	25	38	26	7	5	±8	2.3	±0.2	
Not Experienced USC	99	±1	13	33	33	16	5	±2	2.7	±0.1	
Experienced SH	100	±1	24	40	25	8	3	±3	2.3	±0.1	
Not Experienced SH	99	±1	9	31	36	18	5	±2	2.8	±0.1	
Deployed Past 12 Months	99	±1	17	37	31	12	4	±3	2.5	±0.1	
Not Deployed Past 12 Months	99	±1	13	33	33	16	5	±2	2.7	±0.1	
Army Enlisted	99	±1	17	34	33	12	5	±3	2.5	±0.1	
E1 – E4	100	±1	20	31	33	11	6	±5	2.5	±0.1	
Army Officers	99	±1	11	34	36	16	2	±4	2.7	±0.1	
Navy Enlisted	99	±1	16	36	29	13	6	±4	2.6	±0.1	
E1 – E4	100	±1	17	36	28	13	5	±6	2.5	±0.2	
Navy Officers	99	±2	9	34	38	16	3	±6	2.7	±0.1	
Marine Corps Enlisted	100	±1	21	41	27	8	3	±10	2.3	±0.2	
E1 – E4	100	±1	25	42	24	6	3	±15	2.2	±0.3	
Marine Corps Officers	100	±0	10	32	38	18	2	±10	2.7	±0.2	
Air Force Enlisted	99	±1	11	32	33	19	5	±4	2.7	±0.1	
E1 – E4	99	±1	10	30	32	21	6	±6	2.8	±0.2	
Air Force Officers	99	±1	8	29	40	18	5	±4	2.8	±0.1	
<b>MALES</b>											
<b>Total</b>	99	±1	10	25	35	22	9	±2	3.0	±0.1	
<b>Army</b>	99	±1	10	25	36	20	9	±3	2.9	±0.1	
<b>Navy</b>	100	±1	10	28	33	21	7	±3	2.9	±0.1	
<b>Marine Corps</b>	99	±1	11	23	35	21	9	±3	3.0	±0.1	
<b>Air Force</b>	99	±1	6	23	35	25	11	±2	3.1	±0.1	
<b>Enlisted</b>	99	±1	11	26	34	20	9	±2	2.9	±0.1	
<b>E1 – E4</b>	99	±1	13	27	33	18	9	±3	2.8	±0.1	
<b>E5 – E9</b>	99	±1	9	26	35	21	9	±2	3.0	±0.1	
<b>Officers</b>	99	±1	3	18	38	31	9	±2	3.2	±0.1	
<b>O1 – O3</b>	99	±1	3	20	38	30	9	±3	3.2	±0.1	
<b>O4 – O6</b>	99	±1	3	15	39	33	10	±2	3.3	±0.1	
<b>Experienced USC</b>	100	±0	32	23	23	9	14	±12	2.5	±0.4	
<b>Not Experienced USC</b>	99	±1	9	25	35	22	9	±2	3.0	±0.1	
<b>Experienced SH</b>	100	±1	20	33	29	12	7	±6	2.5	±0.2	
<b>Not Experienced SH</b>	99	±1	9	25	35	22	9	±2	3.0	±0.1	
<b>Deployed Past 12 Months</b>	99	±1	10	28	35	19	9	±2	2.9	±0.1	
<b>Not Deployed Past 12 Months</b>	99	±1	9	23	35	23	9	±2	3.0	±0.1	
<b>Army Enlisted</b>	99	±1	12	26	35	18	9	±3	2.9	±0.1	
<b>E1 – E4</b>	99	±1	13	27	35	16	9	±5	2.8	±0.2	
<b>Army Officers</b>	99	±1	4	19	40	29	8	±3	3.2	±0.1	
<b>Navy Enlisted</b>	100	±1	12	30	32	19	7	±3	2.8	±0.1	
<b>E1 – E4</b>	100	±1	16	32	27	17	7	±6	2.7	±0.2	
<b>Navy Officers</b>	99	±1	3	18	40	32	8	±3	3.2	±0.1	
<b>Marine Corps Enlisted</b>	99	±1	12	24	35	20	9	±3	2.9	±0.1	
<b>E1 – E4</b>	99	±1	15	25	33	19	8	±5	2.8	±0.2	
<b>Marine Corps Officers</b>	99	±1	2	15	39	32	12	±5	3.4	±0.1	
<b>Air Force Enlisted</b>	99	±1	7	24	35	23	11	±3	3.1	±0.1	
<b>E1 – E4</b>	100	±1	8	24	36	22	10	±5	3.0	±0.1	
<b>Air Force Officers</b>	99	±1	3	18	36	32	11	±3	3.3	±0.1	

17. To what extent...

c. Would you feel responsible for stopping another Service member from having sex with someone who seems too intoxicated to consent?

1. Not at all  
4. Large extent

2. Small extent  
5. Very large extent

3. Moderate extent

	Percent Responding		Percentages					Max ME	Average Extent		
			1	2	3	4	5				
<b>TOTAL</b>	99	±1	5	3	11	25	56	±2	4.2	±0.1	
<b>Army</b>	99	±1	5	3	11	25	56	±3	4.3	±0.1	
<b>Navy</b>	100	±1	5	3	12	26	54	±3	4.2	±0.1	
<b>Marine Corps</b>	99	±1	7	4	11	24	54	±3	4.1	±0.1	
<b>Air Force</b>	100	±1	4	2	11	26	57	±2	4.3	±0.1	
<b>PAYGRADE</b>											
<b>Enlisted</b>	99	±1	6	3	12	25	54	±2	4.2	±0.1	
<b>E1 – E4</b>	100	±1	7	4	15	26	48	±3	4.0	±0.1	
E1 – E3	99	±1	9	4	13	27	47	±4	4.0	±0.1	
E4	100	±1	6	4	16	25	49	±3	4.1	±0.1	
<b>E5 – E9</b>	99	±1	5	2	10	24	59	±2	4.3	±0.1	
E5 – E6	99	±1	5	3	11	25	56	±2	4.2	±0.1	
E7 – E9	99	±1	3	2	6	21	68	±2	4.5	±0.1	
<b>Officers</b>	100	±1	2	2	7	26	64	±2	4.5	±0.1	
<b>W1 – W5</b>	100	±1	3	2	6	25	64	±4	4.5	±0.1	
<b>O1 – O3</b>	99	±1	2	2	8	30	58	±2	4.4	±0.1	
<b>O4 – O6</b>	100	±1	1	1	5	21	71	±2	4.6	±0.1	
<b>DEPLOYMENT</b>											
<b>Deployed Past 12 Months</b>	99	±1	5	3	11	26	54	±2	4.2	±0.1	
<b>Not Deployed Past 12 Months</b>	100	±1	5	3	11	25	57	±2	4.3	±0.1	
<b>RACE/ETHNICITY</b>											
<b>Non-Hispanic White</b>	100	±1	4	3	11	26	56	±2	4.3	±0.1	
<b>Total Minority</b>	99	±1	7	3	12	25	54	±2	4.2	±0.1	
Non-Hispanic Black	99	±1	6	3	12	23	56	±3	4.2	±0.1	
Hispanic	100	±1	8	2	10	24	56	±4	4.2	±0.1	
<b>EXPERIENCED BEHAVIORS</b>											
<b>Experienced USC</b>	99	±1	8	4	13	22	53	±8	4.1	±0.3	
<b>Not Experienced USC</b>	99	±1	5	3	11	25	56	±2	4.2	±0.1	
<b>Experienced SH</b>	100	±1	6	5	13	25	51	±4	4.1	±0.1	
<b>Not Experienced SH</b>	99	±1	5	3	11	25	56	±2	4.2	±0.1	
<b>FEMALES</b>											
<b>Total</b>	99	±1	5	4	12	27	52	±2	4.2	±0.1	
<b>Army</b>	99	±1	5	4	12	27	52	±3	4.2	±0.1	
<b>Navy</b>	99	±1	5	4	14	28	49	±3	4.1	±0.1	
<b>Marine Corps</b>	99	±1	10	10	8	24	49	±11	3.9	±0.3	
<b>Air Force</b>	99	±1	3	3	12	27	55	±3	4.3	±0.1	
<b>Enlisted</b>	99	±1	5	4	13	26	51	±2	4.1	±0.1	
<b>E1 – E4</b>	100	±1	7	5	15	28	46	±3	4.0	±0.1	
<b>E5 – E9</b>	99	±1	4	3	11	25	56	±3	4.3	±0.1	
<b>Officers</b>	100	±1	1	2	9	31	57	±3	4.4	±0.1	
<b>O1 – O3</b>	100	±1	1	2	10	34	53	±4	4.3	±0.1	
<b>O4 – O6</b>	99	±1	1	2	6	26	64	±3	4.5	±0.1	

Note. Percent responding are Service members who answered the question.

17c. Continued	Percent Responding		Percentages					Max ME	Average Extent		
			1	2	3	4	5				
<b>FEMALES (CONTINUED)</b>											
Experienced USC	99	±1	7	6	11	23	52	±7	4.1	±0.2	
Not Experienced USC	99	±1	4	3	12	28	53	±2	4.2	±0.1	
Experienced SH	99	±1	5	5	12	25	53	±3	4.2	±0.1	
Not Experienced SH	99	±1	5	3	12	28	52	±2	4.2	±0.1	
Deployed Past 12 Months	99	±1	5	4	12	26	53	±3	4.2	±0.1	
Not Deployed Past 12 Months	99	±1	4	4	12	27	52	±2	4.2	±0.1	
Army Enlisted	99	±1	6	4	13	26	51	±3	4.1	±0.1	
E1 – E4	99	±1	8	5	16	27	44	±5	3.9	±0.2	
Army Officers	99	±1	2	2	8	32	56	±4	4.4	±0.1	
Navy Enlisted	99	±1	6	4	15	27	48	±4	4.1	±0.1	
E1 – E4	100	±1	7	4	17	29	43	±6	4.0	±0.2	
Navy Officers	99	±1	1	2	8	30	58	±6	4.4	±0.1	
Marine Corps Enlisted	99	±1	11	11	8	23	47	±12	3.8	±0.4	
E1 – E4	100	±1	16	15	9	21	39	±18	3.5	±0.5	
Marine Corps Officers	100	±0	2	1	5	31	61	±11	4.5	±0.2	
Air Force Enlisted	99	±1	4	3	12	26	55	±4	4.3	±0.1	
E1 – E4	100	±1	5	2	14	29	50	±6	4.2	±0.2	
Air Force Officers	100	±1	1	3	10	30	56	±4	4.4	±0.1	
<b>MALES</b>											
Total	100	±1	5	3	11	25	56	±2	4.2	±0.1	
Army	99	±1	5	2	11	25	57	±3	4.3	±0.1	
Navy	100	±1	5	3	11	26	55	±3	4.2	±0.1	
Marine Corps	99	±1	7	4	11	24	54	±3	4.1	±0.1	
Air Force	100	±1	4	2	10	26	58	±2	4.3	±0.1	
Enlisted	100	±1	6	3	12	25	54	±2	4.2	±0.1	
E1 – E4	100	±1	7	4	15	26	48	±3	4.0	±0.1	
E5 – E9	99	±1	5	2	10	24	59	±2	4.3	±0.1	
Officers	100	±1	2	2	6	25	65	±2	4.5	±0.1	
O1 – O3	99	±1	2	2	8	29	59	±3	4.4	±0.1	
O4 – O6	100	±1	1	1	5	21	72	±2	4.6	±0.1	
Experienced USC	99	±1	9	3	15	21	53	±12	4.1	±0.4	
Not Experienced USC	100	±1	5	3	11	25	56	±2	4.2	±0.1	
Experienced SH	100	±1	6	5	14	26	49	±6	4.1	±0.2	
Not Experienced SH	100	±1	5	3	11	25	57	±2	4.3	±0.1	
Deployed Past 12 Months	99	±1	5	3	11	27	54	±3	4.2	±0.1	
Not Deployed Past 12 Months	100	±1	5	3	11	24	57	±2	4.3	±0.1	
Army Enlisted	99	±1	5	2	12	25	56	±3	4.2	±0.1	
E1 – E4	99	±1	6	3	14	26	51	±5	4.1	±0.2	
Army Officers	100	±1	2	2	7	26	63	±3	4.5	±0.1	
Navy Enlisted	100	±1	6	3	12	26	52	±3	4.1	±0.1	
E1 – E4	100	±1	9	5	17	24	46	±6	3.9	±0.2	
Navy Officers	100	±1	2	2	6	24	67	±3	4.5	±0.1	
Marine Corps Enlisted	99	±1	8	4	12	24	52	±4	4.1	±0.1	
E1 – E4	100	±1	9	5	13	26	47	±5	4.0	±0.2	
Marine Corps Officers	99	±1	1	2	5	21	71	±5	4.6	±0.1	
Air Force Enlisted	100	±1	5	2	11	25	56	±3	4.3	±0.1	
E1 – E4	100	±0	6	3	14	28	49	±5	4.1	±0.1	
Air Force Officers	99	±1	2	1	7	27	63	±3	4.5	±0.1	

## 17. To what extent...

## d. Would you feel responsible for stopping another Service member who is sexually harassing other(s)?
















































1. Not at all  
4. Large extent

2. Small extent  
5. Very large extent

3. Moderate extent

	Percent Responding		Percentages					Max ME	Average Extent		
			1	2	3	4	5				
<b>TOTAL</b>	100	±1	4	3	11	26	56	±2	4.3	±0.1	
<b>Army</b>	100	±1	5	2	11	26	56	±3	4.3	±0.1	
<b>Navy</b>	99	±1	5	3	11	27	55	±3	4.2	±0.1	
<b>Marine Corps</b>	100	±1	5	4	10	26	55	±3	4.2	±0.1	
<b>Air Force</b>	100	±1	3	2	10	26	59	±2	4.4	±0.1	
<b>PAYGRADE</b>											
<b>Enlisted</b>	100	±1	5	3	12	26	54	±2	4.2	±0.1	
<b>E1 – E4</b>	100	±1	6	4	16	29	45	±3	4.0	±0.1	
E1 – E3	100	±1	7	4	14	30	45	±4	4.0	±0.1	
E4	100	±1	6	4	17	28	45	±3	4.0	±0.1	
<b>E5 – E9</b>	100	±1	4	2	9	25	60	±2	4.4	±0.1	
E5 – E6	99	±1	5	2	10	26	56	±2	4.3	±0.1	
E7 – E9	100	±1	3	1	3	19	74	±2	4.6	±0.1	
<b>Officers</b>	100	±1	1	1	5	25	68	±2	4.6	±0.1	
<b>W1 – W5</b>	100	±1	2	1	5	23	69	±4	4.6	±0.1	
<b>O1 – O3</b>	99	±1	1	1	7	31	60	±2	4.5	±0.1	
<b>O4 – O6</b>	100	±1	1	1	3	19	77	±2	4.7	±0.1	
<b>DEPLOYMENT</b>											
<b>Deployed Past 12 Months</b>	99	±1	5	2	11	28	54	±2	4.2	±0.1	
<b>Not Deployed Past 12 Months</b>	100	±1	4	3	11	25	57	±2	4.3	±0.1	
<b>RACE/ETHNICITY</b>											
<b>Non-Hispanic White</b>	100	±1	3	2	11	27	57	±2	4.3	±0.1	
<b>Total Minority</b>	99	±1	6	3	11	26	55	±2	4.2	±0.1	
Non-Hispanic Black	99	±1	6	3	10	24	57	±3	4.2	±0.1	
Hispanic	100	±1	7	2	11	25	55	±4	4.2	±0.1	
<b>EXPERIENCED BEHAVIORS</b>											
<b>Experienced USC</b>	100	±1	3	5	20	22	50	±8	4.1	±0.2	
<b>Not Experienced USC</b>	100	±1	4	3	10	26	56	±2	4.3	±0.1	
<b>Experienced SH</b>	100	±1	4	5	16	29	45	±4	4.1	±0.1	
<b>Not Experienced SH</b>	100	±1	4	2	10	26	57	±2	4.3	±0.1	
<b>FEMALES</b>											
<b>Total</b>	99	±1	4	4	13	28	51	±2	4.2	±0.1	
<b>Army</b>	99	±1	6	3	13	28	50	±3	4.1	±0.1	
<b>Navy</b>	100	±1	5	4	14	30	47	±3	4.1	±0.1	
<b>Marine Corps</b>	99	±1	7	7	14	20	51	±10	4.0	±0.3	
<b>Air Force</b>	100	±1	2	3	13	28	53	±3	4.3	±0.1	
<b>Enlisted</b>	99	±1	5	4	14	27	49	±2	4.1	±0.1	
E1 – E4	100	±1	7	4	17	29	42	±3	4.0	±0.1	
E5 – E9	99	±1	4	4	12	26	55	±3	4.3	±0.1	
<b>Officers</b>	100	±1	1	2	9	32	56	±3	4.4	±0.1	
O1 – O3	100	±1	1	3	11	36	50	±4	4.3	±0.1	
O4 – O6	100	±1	1	1	5	25	67	±3	4.6	±0.1	

Note. Percent responding are Service members who answered the question.

17d. Continued	Percent Responding		Percentages					Max ME	Average Extent		
			1	2	3	4	5				
<b>FEMALES (CONTINUED)</b>											
Experienced USC	100	±1	5	6	17	27	45	±8	4.0	±0.2	
Not Experienced USC	99	±1	4	3	13	28	51	±2	4.2	±0.1	
Experienced SH	100	±1	5	4	16	28	47	±3	4.1	±0.1	
Not Experienced SH	99	±1	4	3	12	28	52	±2	4.2	±0.1	
Deployed Past 12 Months	99	±1	6	4	12	27	51	±3	4.1	±0.1	
Not Deployed Past 12 Months	100	±1	4	4	14	28	50	±2	4.2	±0.1	
Army Enlisted	99	±1	6	4	14	27	49	±3	4.1	±0.1	
E1 – E4	99	±1	9	5	17	29	40	±5	3.9	±0.2	
Army Officers	99	±1	2	2	7	33	56	±4	4.4	±0.1	
Navy Enlisted	100	±1	6	4	15	30	46	±4	4.1	±0.1	
E1 – E4	100	±1	6	4	17	32	41	±6	4.0	±0.2	
Navy Officers	100	±1	1	2	10	31	56	±6	4.4	±0.1	
Marine Corps Enlisted	99	±1	8	8	16	19	49	±11	3.9	±0.3	
E1 – E4	100	±1	12	7	21	17	43	±16	3.7	±0.5	
Marine Corps Officers	100	±1	0	1	4	29	66	±10	4.6	±0.1	
Air Force Enlisted	99	±1	3	3	14	27	53	±4	4.2	±0.1	
E1 – E4	99	±1	3	3	17	30	46	±6	4.1	±0.2	
Air Force Officers	100	±0	0	2	10	31	56	±4	4.4	±0.1	
<b>MALES</b>											
Total	100	±1	4	2	10	26	57	±2	4.3	±0.1	
Army	100	±1	5	2	11	26	57	±3	4.3	±0.1	
Navy	99	±1	4	3	10	26	56	±3	4.3	±0.1	
Marine Corps	100	±1	5	4	10	26	55	±3	4.2	±0.1	
Air Force	100	±1	3	1	10	26	60	±2	4.4	±0.1	
Enlisted	100	±1	5	3	11	26	54	±2	4.2	±0.1	
E1 – E4	100	±1	6	4	15	29	45	±3	4.0	±0.1	
E5 – E9	100	±1	4	2	8	24	61	±2	4.4	±0.1	
Officers	100	±1	1	1	4	24	70	±2	4.6	±0.1	
O1 – O3	99	±1	1	1	6	30	62	±2	4.5	±0.1	
O4 – O6	100	±1	1	0	3	18	79	±2	4.7	±0.1	
Experienced USC	100	±0	2	5	21	18	54	±12	4.2	±0.3	
Not Experienced USC	100	±1	4	2	10	26	57	±2	4.3	±0.1	
Experienced SH	100	±0	4	6	16	30	43	±6	4.0	±0.2	
Not Experienced SH	100	±1	4	2	10	26	58	±2	4.3	±0.1	
Deployed Past 12 Months	100	±1	5	2	10	28	55	±3	4.2	±0.1	
Not Deployed Past 12 Months	100	±1	4	2	10	25	58	±2	4.3	±0.1	
Army Enlisted	100	±1	6	2	12	26	54	±3	4.2	±0.1	
E1 – E4	100	±1	6	4	16	27	47	±6	4.0	±0.2	
Army Officers	100	±1	1	1	5	25	68	±2	4.6	±0.1	
Navy Enlisted	99	±1	5	4	12	27	53	±3	4.2	±0.1	
E1 – E4	99	±2	8	5	18	29	41	±6	3.9	±0.2	
Navy Officers	100	±1	1	1	4	22	73	±3	4.6	±0.1	
Marine Corps Enlisted	100	±1	6	4	11	27	53	±4	4.2	±0.1	
E1 – E4	100	±1	7	5	12	30	46	±5	4.0	±0.2	
Marine Corps Officers	99	±1	0	0	2	21	76	±5	4.7	±0.1	
Air Force Enlisted	100	±1	4	2	11	26	58	±3	4.3	±0.1	
E1 – E4	100	±1	5	3	15	30	48	±5	4.1	±0.1	
Air Force Officers	100	±1	1	1	5	26	67	±3	4.6	±0.1	

17. To what extent...

e. Would you feel responsible to get help (e.g., medical, psychological) for another Service member who had been sexually assaulted?

1. Not at all  
 2. Small extent  
 3. Moderate extent  
 4. Large extent  
 5. Very large extent

	Percent Responding		Percentages					Max ME	Average Extent		
			1	2	3	4	5				
<b>TOTAL</b>	100	±1	3	2	8	21	66	±2	4.4	±0.1	
<b>Army</b>	100	±1	3	2	8	20	67	±3	4.5	±0.1	
<b>Navy</b>	100	±1	3	2	8	21	65	±3	4.4	±0.1	
<b>Marine Corps</b>	100	±1	4	3	11	20	63	±3	4.3	±0.1	
<b>Air Force</b>	100	±1	2	1	8	21	68	±2	4.5	±0.1	
<b>PAYGRADE</b>											
<b>Enlisted</b>	100	±1	3	2	9	21	64	±2	4.4	±0.1	
<b>E1 – E4</b>	100	±1	4	3	13	24	56	±3	4.2	±0.1	
E1 – E3	100	±1	4	4	14	23	54	±4	4.2	±0.1	
E4	100	±1	4	3	12	24	57	±3	4.3	±0.1	
<b>E5 – E9</b>	100	±1	3	1	6	20	70	±2	4.5	±0.1	
E5 – E6	100	±1	4	1	7	21	67	±2	4.5	±0.1	
E7 – E9	99	±1	2	1	3	15	80	±2	4.7	±0.1	
<b>Officers</b>	100	±1	1	1	4	17	77	±1	4.7	±0.1	
<b>W1 – W5</b>	100	±1	2	1	5	19	73	±4	4.6	±0.1	
<b>O1 – O3</b>	100	±1	1	1	5	21	73	±2	4.6	±0.1	
<b>O4 – O6</b>	100	±1	1	0	2	13	84	±2	4.8	±0.1	
<b>DEPLOYMENT</b>											
<b>Deployed Past 12 Months</b>	100	±1	4	2	8	21	65	±2	4.4	±0.1	
<b>Not Deployed Past 12 Months</b>	100	±1	3	2	8	20	67	±2	4.5	±0.1	
<b>RACE/ETHNICITY</b>											
<b>Non-Hispanic White</b>	100	±1	2	2	8	20	68	±2	4.5	±0.1	
<b>Total Minority</b>	100	±1	4	2	9	22	63	±2	4.4	±0.1	
Non-Hispanic Black	99	±1	4	2	8	20	66	±3	4.4	±0.1	
Hispanic	100	±1	4	2	9	22	63	±4	4.4	±0.1	
<b>EXPERIENCED BEHAVIORS</b>											
<b>Experienced USC</b>	99	±1	3	3	8	23	63	±8	4.4	±0.2	
<b>Not Experienced USC</b>	100	±1	3	2	8	21	66	±2	4.5	±0.1	
<b>Experienced SH</b>	100	±1	3	3	10	23	62	±4	4.4	±0.1	
<b>Not Experienced SH</b>	100	±1	3	2	8	21	67	±2	4.5	±0.1	
<b>FEMALES</b>											
<b>Total</b>	100	±1	2	2	8	22	66	±2	4.5	±0.1	
<b>Army</b>	99	±1	3	2	9	21	66	±3	4.4	±0.1	
<b>Navy</b>	99	±1	3	2	8	22	66	±3	4.5	±0.1	
<b>Marine Corps</b>	100	±1	6	5	10	22	57	±10	4.2	±0.3	
<b>Air Force</b>	100	±1	1	1	7	23	68	±3	4.5	±0.1	
<b>Enlisted</b>	100	±1	3	2	9	22	64	±2	4.4	±0.1	
<b>E1 – E4</b>	100	±1	4	3	13	25	55	±3	4.2	±0.1	
<b>E5 – E9</b>	99	±1	2	1	6	19	71	±2	4.6	±0.1	
<b>Officers</b>	100	±1	1	1	4	19	76	±3	4.7	±0.1	
<b>O1 – O3</b>	100	±1	0	1	4	21	73	±4	4.7	±0.1	
<b>O4 – O6</b>	100	±1	1	0	2	15	82	±3	4.8	±0.1	

Note. Percent responding are Service members who answered the question.

17e. Continued	Percent Responding		Percentages					Max ME	Average Extent		
			1	2	3	4	5				
<b>FEMALES (CONTINUED)</b>											
Experienced USC	100	±1	2	5	9	23	61	±8	4.4	±0.2	
Not Experienced USC	100	±1	2	2	8	22	67	±2	4.5	±0.1	
Experienced SH	100	±1	2	2	8	22	65	±3	4.5	±0.1	
Not Experienced SH	99	±1	2	2	8	22	66	±2	4.5	±0.1	
Deployed Past 12 Months	99	±1	3	2	9	20	66	±3	4.4	±0.1	
Not Deployed Past 12 Months	100	±1	2	2	8	22	66	±2	4.5	±0.1	
Army Enlisted	99	±1	3	2	10	21	64	±3	4.4	±0.1	
E1 – E4	100	±1	5	3	14	22	57	±5	4.2	±0.2	
Army Officers	99	±1	1	1	4	20	74	±4	4.7	±0.1	
Navy Enlisted	99	±1	3	2	9	23	63	±4	4.4	±0.1	
E1 – E4	100	±1	4	3	11	28	54	±6	4.2	±0.1	
Navy Officers	99	±1	0	0	3	17	79	±6	4.7	±0.1	
Marine Corps Enlisted	100	±1	7	6	11	23	54	±11	4.1	±0.3	
E1 – E4	100	±0	11	5	15	25	44	±18	3.9	±0.5	
Marine Corps Officers	100	±0	0	0	2	15	83	±5	4.8	±0.1	
Air Force Enlisted	100	±1	1	2	8	23	66	±3	4.5	±0.1	
E1 – E4	100	±1	1	2	13	28	56	±6	4.4	±0.1	
Air Force Officers	100	±0	0	0	4	19	76	±4	4.7	±0.1	
<b>MALES</b>											
Total	100	±1	3	2	8	21	66	±2	4.4	±0.1	
Army	100	±1	3	2	8	20	67	±3	4.5	±0.1	
Navy	100	±1	4	2	8	21	65	±3	4.4	±0.1	
Marine Corps	100	±1	4	3	11	20	63	±3	4.4	±0.1	
Air Force	100	±1	2	1	8	21	68	±2	4.5	±0.1	
Enlisted	100	±1	4	2	9	21	64	±2	4.4	±0.1	
E1 – E4	100	±1	4	3	13	24	56	±3	4.3	±0.1	
E5 – E9	100	±1	3	1	6	20	69	±2	4.5	±0.1	
Officers	100	±1	1	1	4	17	78	±2	4.7	±0.1	
O1 – O3	100	±1	1	1	5	20	73	±2	4.6	±0.1	
O4 – O6	100	±1	1	1	2	12	84	±2	4.8	±0.1	
Experienced USC	99	±1	4	1	8	23	64	±12	4.4	±0.3	
Not Experienced USC	100	±1	3	2	8	21	66	±2	4.5	±0.1	
Experienced SH	100	±1	3	3	11	24	59	±6	4.3	±0.2	
Not Experienced SH	100	±1	3	2	8	20	67	±2	4.5	±0.1	
Deployed Past 12 Months	100	±1	4	2	8	22	64	±3	4.4	±0.1	
Not Deployed Past 12 Months	100	±1	3	2	8	20	67	±2	4.5	±0.1	
Army Enlisted	100	±1	4	2	8	21	65	±3	4.4	±0.1	
E1 – E4	100	±1	3	3	12	21	61	±6	4.3	±0.2	
Army Officers	100	±1	1	1	5	18	75	±2	4.7	±0.1	
Navy Enlisted	100	±1	4	3	9	22	62	±3	4.4	±0.1	
E1 – E4	99	±2	6	5	13	25	51	±6	4.1	±0.2	
Navy Officers	100	±1	1	1	3	15	81	±3	4.7	±0.1	
Marine Corps Enlisted	100	±1	4	3	12	21	60	±4	4.3	±0.1	
E1 – E4	100	±1	4	4	14	23	55	±5	4.2	±0.1	
Marine Corps Officers	99	±1	0	0	3	13	84	±4	4.8	±0.1	
Air Force Enlisted	100	±1	2	2	9	22	66	±3	4.5	±0.1	
E1 – E4	100	±1	2	3	14	27	54	±5	4.3	±0.1	
Air Force Officers	100	±1	1	1	3	19	77	±3	4.7	±0.1	

**18. Are you currently...**

- a. In a military occupational specialty (MOS/D/R/AFSC) not usually held by persons of your gender?
- b. In a work environment where members of your gender are uncommon?

	Percent Responding		Percentages		Max ME
			a	b	
<b>TOTAL</b>	100	±1	10	9	±1
<b>Army</b>	100	±0	11	9	±2
<b>Navy</b>	100	±1	10	9	±2
<b>Marine Corps</b>	100	±1	10	8	±2
<b>Air Force</b>	100	±1	9	9	±1
<b>PAYGRADE</b>					
<b>Enlisted</b>	100	±1	11	9	±1
<b>E1 – E4</b>	100	±1	12	10	±2
E1 – E3	100	±1	12	9	±3
E4	100	±1	12	10	±2
<b>E5 – E9</b>	100	±1	10	8	±1
E5 – E6	100	±1	11	9	±2
E7 – E9	100	±1	8	6	±2
<b>Officers</b>	100	±1	7	7	±1
<b>W1 – W5</b>	100	±0	9	6	±3
<b>O1 – O3</b>	100	±1	8	9	±1
<b>O4 – O6</b>	100	±1	6	5	±1
<b>DEPLOYMENT</b>					
<b>Deployed Past 12 Months</b>	100	±1	10	8	±2
<b>Not Deployed Past 12 Months</b>	100	±1	10	9	±1
<b>RACE/ETHNICITY</b>					
<b>Non-Hispanic White</b>	100	±1	8	8	±1
<b>Total Minority</b>	100	±1	14	10	±2
Non-Hispanic Black	100	±1	14	10	±2
Hispanic	100	±1	13	10	±3
<b>EXPERIENCED BEHAVIORS</b>					
<b>Experienced USC</b>	100	±1	24	20	±7
<b>Not Experienced USC</b>	100	±1	10	8	±1
<b>Experienced SH</b>	100	±0	21	23	±3
<b>Not Experienced SH</b>	100	±1	9	7	±1
<b>FEMALES</b>					
<b>Total</b>	100	±1	21	27	±2
<b>Army</b>	100	±1	21	26	±3
<b>Navy</b>	100	±1	20	29	±3
<b>Marine Corps</b>	100	±0	31	46	±10
<b>Air Force</b>	100	±1	19	24	±3
<b>Enlisted</b>	100	±1	21	27	±2
<b>E1 – E4</b>	100	±0	26	31	±3
<b>E5 – E9</b>	100	±1	16	23	±2
<b>Officers</b>	100	±1	19	27	±3
<b>O1 – O3</b>	100	±1	20	30	±4
<b>O4 – O6</b>	100	±1	17	21	±3

Note. Percent responding are Service members who answered the question.



18. Continued	Percent Responding		Percentages		Max ME
			a	b	
<b>FEMALES (CONTINUED)</b>					
Experienced USC	100	±1	29	35	±8
Not Experienced USC	100	±1	20	26	±2
Experienced SH	100	±1	28	37	±3
Not Experienced SH	100	±1	17	22	±2
Deployed Past 12 Months	100	±1	24	31	±3
Not Deployed Past 12 Months	100	±1	20	26	±2
Army Enlisted	100	±1	22	26	±3
E1 – E4	100	±0	26	30	±4
Army Officers	100	±1	19	25	±4
Navy Enlisted	100	±1	20	29	±3
E1 – E4	100	±0	24	29	±5
Navy Officers	100	±1	21	31	±6
Marine Corps Enlisted	100	±0	32	47	±10
E1 – E4	100	±0	40	56	±15
Marine Corps Officers	100	±0	21	41	±9
Air Force Enlisted	100	±1	19	23	±3
E1 – E4	100	±0	24	27	±5
Air Force Officers	100	±1	19	27	±4
<b>MALES</b>					
Total	100	±1	9	5	±1
Army	100	±0	10	6	±2
Navy	100	±1	8	5	±2
Marine Corps	100	±1	9	5	±2
Air Force	100	±1	7	5	±2
Enlisted	100	±1	9	6	±1
E1 – E4	100	±1	10	6	±2
E5 – E9	100	±1	9	6	±1
Officers	100	±1	5	3	±1
O1 – O3	100	±1	5	4	±1
O4 – O6	100	±1	5	3	±1
Experienced USC	100	±0	21	11	±11
Not Experienced USC	100	±1	8	5	±1
Experienced SH	100	±0	14	11	±5
Not Experienced SH	100	±1	8	5	±1
Deployed Past 12 Months	100	±1	9	6	±2
Not Deployed Past 12 Months	100	±1	9	5	±1
Army Enlisted	100	±0	10	6	±2
E1 – E4	100	±0	10	6	±4
Army Officers	100	±0	6	4	±2
Navy Enlisted	100	±1	9	6	±2
E1 – E4	100	±1	9	6	±5
Navy Officers	100	±0	3	3	±1
Marine Corps Enlisted	100	±1	9	6	±2
E1 – E4	100	±1	9	5	±3
Marine Corps Officers	100	±0	6	4	±3
Air Force Enlisted	100	±1	8	6	±2
E1 – E4	100	±1	11	6	±4
Air Force Officers	100	±1	4	3	±2

**19. Which of the following statements best describes the gender mix of your current work group, that is, the people with whom you work on a day-to-day basis?**

1. All men
2. Almost entirely men
3. More men than women
4. About equal numbers of men and women
5. More women than men
6. Almost entirely women
7. All women

	Percent Responding		Percentages							Max ME
			1	2	3	4	5	6	7	
<b>TOTAL</b>	100	±0	16	31	33	16	3	1	0	±1
<b>Army</b>	100	±0	20	27	33	17	3	1	0	±2
<b>Navy</b>	100	±1	12	30	39	17	3	1	0	±3
<b>Marine Corps</b>	100	±1	28	37	28	7	1	0	0	±3
<b>Air Force</b>	100	±1	7	37	32	17	6	1	0	±2
<b>PAYGRADE</b>										
<b>Enlisted</b>	100	±0	17	32	32	15	3	1	0	±2
<b>E1 – E4</b>	100	±0	20	34	28	14	3	1	0	±3
E1 – E3	100	±1	21	35	29	13	2	1	0	±4
E4	100	±0	19	33	28	15	4	1	0	±3
<b>E5 – E9</b>	100	±1	15	31	35	15	3	0	0	±2
E5 – E6	100	±1	16	32	34	14	3	0	0	±2
E7 – E9	100	±1	13	26	39	19	3	0	0	±2
<b>Officers</b>	100	±1	7	28	40	20	4	1	0	±2
<b>W1 – W5</b>	100	±0	7	35	43	14	1	0	0	±5
<b>O1 – O3</b>	100	±1	10	31	37	17	3	1	0	±2
<b>O4 – O6</b>	100	±0	3	23	44	25	5	1	0	±2
<b>DEPLOYMENT</b>										
<b>Deployed Past 12 Months</b>	100	±0	21	32	32	12	2	0	0	±2
<b>Not Deployed Past 12 Months</b>	100	±0	13	31	34	17	4	1	0	±2
<b>RACE/ETHNICITY</b>										
<b>Non-Hispanic White</b>	100	±0	16	33	33	15	2	1	0	±2
<b>Total Minority</b>	100	±1	14	29	35	17	5	1	0	±2
Non-Hispanic Black	100	±1	12	25	37	18	6	1	0	±3
Hispanic	100	±0	17	33	30	16	4	1	0	±4
<b>EXPERIENCED BEHAVIORS</b>										
<b>Experienced USC</b>	100	±1	13	35	31	13	6	2	0	±8
<b>Not Experienced USC</b>	100	±0	16	31	34	16	3	1	0	±2
<b>Experienced SH</b>	100	±0	10	36	32	15	6	2	0	±4
<b>Not Experienced SH</b>	100	±0	16	31	34	16	3	1	0	±2
<b>FEMALES</b>										
<b>Total</b>	100	±1	5	28	31	25	9	2	0	±2
<b>Army</b>	100	±1	4	26	33	27	7	2	0	±3
<b>Navy</b>	100	±1	6	30	35	21	7	1	0	±3
<b>Marine Corps</b>	100	±1	8	47	28	13	3	0	1	±8
<b>Air Force</b>	100	±1	3	25	27	28	14	3	0	±3
<b>Enlisted</b>	100	±1	5	28	31	25	9	2	0	±2
<b>E1 – E4</b>	100	±1	5	30	31	23	9	2	0	±3
<b>E5 – E9</b>	100	±1	5	26	31	27	10	1	0	±2
<b>Officers</b>	100	±1	2	27	33	25	10	3	0	±3
<b>O1 – O3</b>	100	±1	3	29	32	23	8	4	0	±4
<b>O4 – O6</b>	100	±0	2	21	35	29	12	1	0	±3

Note. Percent responding are Service members who answered the question.

19. Continued	Percent Responding		Percentages							Max ME
			1	2	3	4	5	6	7	
<b>FEMALES (CONTINUED)</b>										
Experienced USC	100	±1	6	33	35	12	11	3	0	±8
Not Experienced USC	100	±1	4	27	31	26	9	2	0	±2
Experienced SH	100	±1	5	36	31	18	7	2	0	±3
Not Experienced SH	100	±1	4	24	31	28	10	2	0	±2
Deployed Past 12 Months	100	±1	5	35	32	21	6	1	0	±3
Not Deployed Past 12 Months	100	±1	4	26	31	26	10	2	0	±2
Army Enlisted	100	±1	5	26	33	27	7	2	0	±3
E1 – E4	100	±0	4	28	34	25	7	1	0	±5
Army Officers	100	±1	2	26	34	26	9	3	0	±4
Navy Enlisted	100	±1	6	30	35	21	7	1	0	±4
E1 – E4	100	±0	6	30	35	18	9	3	0	±6
Navy Officers	100	±0	3	30	33	23	10	2	0	±6
Marine Corps Enlisted	100	±1	9	47	27	13	3	0	1	±9
E1 – E4	100	±1	10	55	21	12	2	0	0	±14
Marine Corps Officers	100	±0	3	50	31	12	2	1	0	±9
Air Force Enlisted	100	±1	4	25	26	28	14	3	0	±3
E1 – E4	100	±1	3	28	26	28	12	3	0	±6
Air Force Officers	100	±1	2	24	32	27	11	3	1	±4
<b>MALES</b>										
Total	100	±0	17	32	34	14	2	0	0	±2
Army	100	±0	23	27	32	15	2	0	0	±3
Navy	100	±1	13	30	39	16	2	0	0	±3
Marine Corps	100	±1	29	36	28	6	1	0	0	±3
Air Force	100	±1	7	40	33	15	4	1	0	±2
Enlisted	100	±0	19	33	32	13	2	0	0	±2
E1 – E4	100	±0	23	35	28	12	2	0	0	±3
E5 – E9	100	±1	17	31	36	14	2	0	0	±2
Officers	100	±1	8	28	41	19	3	1	0	±2
O1 – O3	100	±1	12	31	38	16	2	1	0	±2
O4 – O6	100	±0	3	23	45	24	4	1	0	±2
Experienced USC	100	±0	18	37	28	13	2	1	0	±12
Not Experienced USC	100	±0	17	32	34	14	2	0	0	±2
Experienced SH	100	±0	14	35	33	13	4	2	0	±6
Not Experienced SH	100	±0	18	32	34	14	2	0	0	±2
Deployed Past 12 Months	100	±1	23	32	32	11	2	0	0	±2
Not Deployed Past 12 Months	100	±0	14	32	35	16	3	1	0	±2
Army Enlisted	100	±0	25	27	31	14	2	0	0	±3
E1 – E4	100	±0	27	29	28	14	2	1	0	±5
Army Officers	100	±1	12	24	38	22	3	1	0	±3
Navy Enlisted	100	±1	14	30	38	16	2	0	0	±3
E1 – E4	100	±0	15	30	33	19	3	0	0	±6
Navy Officers	100	±0	5	29	45	18	2	0	0	±3
Marine Corps Enlisted	100	±1	31	35	27	6	1	0	0	±3
E1 – E4	100	±1	35	36	23	5	1	0	0	±5
Marine Corps Officers	100	±0	17	42	33	7	2	0	0	±5
Air Force Enlisted	100	±1	9	43	30	13	4	1	0	±3
E1 – E4	100	±0	11	49	27	9	3	1	0	±5
Air Force Officers	100	±1	2	28	45	21	3	1	0	±3

**20. What is the gender of your immediate supervisor?**1. Male military  
4. Female civilian

2. Male civilian

3. Female military

	Percent Responding		Percentages				Max ME	Percentage with Male Supervisor		
			1	2	3	4				
<b>TOTAL</b>	100	±0	84	3	12	1	±1	87.0	±1.0	
<b>Army</b>	100	±0	84	2	12	1	±2	87.0	±2.0	
<b>Navy</b>	100	±0	84	3	12	1	±2	87.0	±2.0	
<b>Marine Corps</b>	100	±1	91	2	7	0	±2	93.0	±2.0	
<b>Air Force</b>	100	±1	80	5	14	1	±2	85.0	±2.0	
<b>PAYGRADE</b>										
<b>Enlisted</b>	100	±0	84	2	12	1	±1	87.0	±1.0	
<b>E1 – E4</b>	100	±1	85	1	14	0	±2	85.0	±2.0	
E1 – E3	100	±0	85	1	14	0	±3	85.0	±3.0	
E4	100	±1	85	1	14	1	±2	86.0	±2.0	
<b>E5 – E9</b>	100	±1	84	3	11	1	±1	88.0	±1.0	
E5 – E6	100	±1	85	2	11	1	±2	87.0	±2.0	
E7 – E9	100	±1	81	7	10	2	±2	88.0	±2.0	
<b>Officers</b>	100	±0	81	7	10	2	±1	88.0	±1.0	
<b>W1 – W5</b>	100	±1	84	4	10	1	±3	89.0	±3.0	
<b>O1 – O3</b>	100	±1	83	6	10	2	±2	88.0	±2.0	
<b>O4 – O6</b>	100	±0	79	10	10	2	±2	88.0	±1.0	
<b>DEPLOYMENT</b>										
<b>Deployed Past 12 Months</b>	100	±1	88	2	10	0	±2	89.0	±2.0	
<b>Not Deployed Past 12 Months</b>	100	±0	82	4	13	1	±1	86.0	±1.0	
<b>RACE/ETHNICITY</b>										
<b>Non-Hispanic White</b>	100	±0	85	3	11	1	±1	88.0	±1.0	
<b>Total Minority</b>	100	±1	82	3	14	1	±2	85.0	±2.0	
Non-Hispanic Black	100	±1	80	3	15	2	±2	83.0	±2.0	
Hispanic	100	±1	83	2	13	1	±3	85.0	±3.0	
<b>EXPERIENCED BEHAVIORS</b>										
<b>Experienced USC</b>	100	±1	82	2	14	1	±5	85.0	±5.0	
<b>Not Experienced USC</b>	100	±0	84	3	12	1	±1	87.0	±1.0	
<b>Experienced SH</b>	100	±1	80	3	17	1	±3	83.0	±3.0	
<b>Not Experienced SH</b>	100	±0	84	3	11	1	±1	87.0	±1.0	
<b>FEMALES</b>										
<b>Total</b>	100	±1	74	3	21	2	±2	77.0	±2.0	
<b>Army</b>	100	±1	74	3	22	1	±2	77.0	±2.0	
<b>Navy</b>	100	±0	78	3	17	2	±3	81.0	±3.0	
<b>Marine Corps</b>	100	±0	83	2	13	1	±8	86.0	±8.0	
<b>Air Force</b>	100	±1	69	4	25	2	±3	73.0	±3.0	
<b>Enlisted</b>	100	±1	74	3	22	1	±2	77.0	±2.0	
E1 – E4	100	±1	73	1	25	1	±3	74.0	±3.0	
E5 – E9	100	±1	75	4	19	2	±2	79.0	±2.0	
<b>Officers</b>	100	±1	72	6	19	3	±3	79.0	±2.0	
O1 – O3	100	±1	75	5	18	3	±3	79.0	±3.0	
O4 – O6	100	±1	67	10	21	2	±3	77.0	±3.0	

Note. Percent responding are Service members who answered the question.

20. Continued	Percent Responding		Percentages				Max ME	Percentage with Male Supervisor		
			1	2	3	4				
<b>FEMALES (CONTINUED)</b>										
Experienced USC	100	±1	77	2	20	1	±6	79.0	±6.0	
Not Experienced USC	100	±1	74	4	21	2	±2	77.0	±2.0	
Experienced SH	100	±1	78	3	18	1	±3	81.0	±3.0	
Not Experienced SH	100	±1	72	3	23	2	±2	75.0	±2.0	
Deployed Past 12 Months	100	±1	78	2	19	1	±3	80.0	±3.0	
Not Deployed Past 12 Months	100	±1	72	4	22	2	±2	76.0	±2.0	
Army Enlisted	100	±1	74	3	22	1	±3	77.0	±3.0	
E1 – E4	100	±1	74	1	24	1	±4	75.0	±4.0	
Army Officers	100	±1	74	5	19	2	±4	79.0	±4.0	
Navy Enlisted	100	±0	78	3	17	2	±3	81.0	±3.0	
E1 – E4	100	±0	78	1	21	1	±5	79.0	±5.0	
Navy Officers	100	±0	74	4	17	5	±5	78.0	±5.0	
Marine Corps Enlisted	100	±0	83	2	14	1	±9	85.0	±9.0	
E1 – E4	100	±0	83	2	14	0	±15	85.0	±15.0	
Marine Corps Officers	100	±0	87	4	6	2	±5	91.0	±4.0	
Air Force Enlisted	100	±1	69	3	27	1	±4	72.0	±4.0	
E1 – E4	100	±0	66	1	33	0	±6	67.0	±6.0	
Air Force Officers	100	±1	69	9	20	2	±4	78.0	±4.0	
<b>MALES</b>										
Total	100	±0	86	3	10	1	±1	89.0	±1.0	
Army	100	±0	86	2	11	1	±2	88.0	±2.0	
Navy	100	±0	85	3	11	1	±2	88.0	±2.0	
Marine Corps	100	±1	91	2	6	0	±2	93.0	±2.0	
Air Force	100	±1	82	5	11	1	±2	87.0	±2.0	
Enlisted	100	±0	86	2	11	1	±2	88.0	±1.0	
E1 – E4	100	±1	87	1	12	0	±2	87.0	±2.0	
E5 – E9	100	±1	86	3	10	1	±2	89.0	±2.0	
Officers	100	±0	83	7	8	2	±1	90.0	±1.0	
O1 – O3	100	±0	84	6	8	1	±2	90.0	±2.0	
O4 – O6	100	±0	80	10	8	2	±2	90.0	±2.0	
Experienced USC	100	±0	86	2	10	1	±8	88.0	±7.0	
Not Experienced USC	100	±0	86	3	10	1	±1	89.0	±1.0	
Experienced SH	100	±1	82	2	15	1	±5	84.0	±5.0	
Not Experienced SH	100	±0	86	3	10	1	±1	89.0	±1.0	
Deployed Past 12 Months	100	±1	89	2	9	0	±2	91.0	±2.0	
Not Deployed Past 12 Months	100	±0	84	4	11	1	±2	88.0	±2.0	
Army Enlisted	100	±0	87	1	11	1	±2	88.0	±2.0	
E1 – E4	100	±0	86	1	13	0	±4	87.0	±4.0	
Army Officers	100	±1	84	6	8	1	±2	90.0	±2.0	
Navy Enlisted	100	±0	85	2	12	1	±3	87.0	±3.0	
E1 – E4	100	±0	85	0	14	0	±5	85.0	±5.0	
Navy Officers	100	±0	82	7	8	2	±2	90.0	±2.0	
Marine Corps Enlisted	100	±1	91	2	7	0	±2	93.0	±2.0	
E1 – E4	100	±0	91	1	7	0	±3	92.0	±3.0	
Marine Corps Officers	100	±0	91	5	3	1	±3	96.0	±3.0	
Air Force Enlisted	100	±1	83	4	12	1	±2	87.0	±2.0	
E1 – E4	100	±1	85	1	13	0	±4	86.0	±4.0	
Air Force Officers	100	±0	79	10	10	2	±2	88.0	±2.0	

**20. Is your immediate supervisor in the military? Constructed from Q20.**

	Percent Responding		Percentages	Max	Percentage
			Yes	ME	Reporting Yes
<b>TOTAL</b>	100	±0	96	±1	
<b>Army</b>	100	±0	97	±1	
<b>Navy</b>	100	±0	96	±1	
<b>Marine Corps</b>	100	±1	97	±1	
<b>Air Force</b>	100	±1	94	±1	
<b>PAYGRADE</b>					
<b>Enlisted</b>	100	±0	97	±1	
<b>E1 – E4</b>	100	±1	99	±1	
E1 – E3	100	±0	99	±2	
E4	100	±1	98	±1	
<b>E5 – E9</b>	100	±1	95	±1	
E5 – E6	100	±1	96	±1	
E7 – E9	100	±1	91	±2	
<b>Officers</b>	100	±0	91	±1	
<b>W1 – W5</b>	100	±1	95	±2	
<b>O1 – O3</b>	100	±1	93	±1	
<b>O4 – O6</b>	100	±0	88	±1	
<b>DEPLOYMENT</b>					
<b>Deployed Past 12 Months</b>	100	±1	98	±1	
<b>Not Deployed Past 12 Months</b>	100	±0	95	±1	
<b>RACE/ETHNICITY</b>					
<b>Non-Hispanic White</b>	100	±0	96	±1	
<b>Total Minority</b>	100	±1	96	±1	
Non-Hispanic Black	100	±1	95	±1	
Hispanic	100	±1	96	±2	
<b>EXPERIENCED BEHAVIORS</b>					
<b>Experienced USC</b>	100	±1	96	±3	
<b>Not Experienced USC</b>	100	±0	96	±1	
<b>Experienced SH</b>	100	±1	96	±1	
<b>Not Experienced SH</b>	100	±0	96	±1	
<b>FEMALES</b>					
<b>Total</b>	100	±1	95	±1	
<b>Army</b>	100	±1	95	±1	
<b>Navy</b>	100	±0	95	±2	
<b>Marine Corps</b>	100	±0	96	±3	
<b>Air Force</b>	100	±1	94	±2	
<b>Enlisted</b>	100	±1	96	±1	
<b>E1 – E4</b>	100	±1	98	±1	
<b>E5 – E9</b>	100	±1	94	±1	
<b>Officers</b>	100	±1	91	±2	
<b>O1 – O3</b>	100	±1	93	±2	
<b>O4 – O6</b>	100	±1	88	±2	

Note. Percent responding are Service members who answered the question.

20. Continued	Percent Responding		Percentages	Max ME	Percentage Reporting Yes
			Yes		
<b>FEMALES (CONTINUED)</b>					
Experienced USC	100	±1	97	±3	
Not Experienced USC	100	±1	95	±1	
Experienced SH	100	±1	96	±2	
Not Experienced SH	100	±1	95	±1	
Deployed Past 12 Months	100	±1	97	±2	
Not Deployed Past 12 Months	100	±1	94	±1	
Army Enlisted	100	±1	96	±1	
E1 – E4	100	±1	98	±2	
Army Officers	100	±1	93	±2	
Navy Enlisted	100	±0	96	±2	
E1 – E4	100	±0	98	±3	
Navy Officers	100	±0	91	±4	
Marine Corps Enlisted	100	±0	97	±4	
E1 – E4	100	±0	97	±7	
Marine Corps Officers	100	±0	93	±4	
Air Force Enlisted	100	±1	96	±2	
E1 – E4	100	±0	99	±2	
Air Force Officers	100	±1	89	±3	
<b>MALES</b>					
Total	100	±0	96	±1	
Army	100	±0	97	±1	
Navy	100	±0	96	±1	
Marine Corps	100	±1	97	±1	
Air Force	100	±1	93	±1	
Enlisted	100	±0	97	±1	
E1 – E4	100	±1	99	±1	
E5 – E9	100	±1	96	±1	
Officers	100	±0	91	±1	
O1 – O3	100	±0	92	±2	
O4 – O6	100	±0	88	±2	
Experienced USC	100	±0	96	±4	
Not Experienced USC	100	±0	96	±1	
Experienced SH	100	±1	97	±2	
Not Experienced SH	100	±0	96	±1	
Deployed Past 12 Months	100	±1	98	±1	
Not Deployed Past 12 Months	100	±0	95	±1	
Army Enlisted	100	±0	98	±1	
E1 – E4	100	±0	99	±2	
Army Officers	100	±1	93	±1	
Navy Enlisted	100	±0	97	±1	
E1 – E4	100	±0	99	±2	
Navy Officers	100	±0	90	±2	
Marine Corps Enlisted	100	±1	98	±1	
E1 – E4	100	±0	99	±2	
Marine Corps Officers	100	±0	93	±3	
Air Force Enlisted	100	±1	95	±1	
E1 – E4	100	±1	98	±2	
Air Force Officers	100	±0	88	±2	


**21. How much do you agree or disagree with the following statements about your supervisor?****a. You trust your supervisor.**1. Strongly disagree  
4. Agree2. Disagree  
5. Strongly agree

3. Neither agree nor disagree

	Percent Responding		Percentages					Max ME	Average Agreement		
			1	2	3	4	5				
<b>TOTAL</b>	100	±1	4	6	14	35	41	±2	4.0	±0.1	
<b>Army</b>	100	±1	5	6	16	35	39	±2	4.0	±0.1	
<b>Navy</b>	100	±1	5	7	14	38	36	±3	3.9	±0.1	
<b>Marine Corps</b>	100	±1	3	5	11	33	47	±3	4.2	±0.1	
<b>Air Force</b>	100	±1	3	4	11	34	47	±2	4.2	±0.1	
<b>PAYGRADE</b>											
<b>Enlisted</b>	100	±1	5	6	15	36	39	±2	4.0	±0.1	
<b>E1 – E4</b>	100	±1	6	6	16	36	36	±3	3.9	±0.1	
E1 – E3	100	±0	6	6	16	33	40	±4	3.9	±0.1	
E4	100	±1	6	7	16	37	34	±3	3.9	±0.1	
<b>E5 – E9</b>	100	±1	4	6	14	35	41	±2	4.0	±0.1	
E5 – E6	100	±1	5	6	15	36	38	±2	4.0	±0.1	
E7 – E9	100	±1	2	4	10	33	51	±2	4.3	±0.1	
<b>Officers</b>	100	±1	2	3	8	34	53	±2	4.3	±0.1	
<b>W1 – W5</b>	100	±1	3	4	11	39	42	±5	4.1	±0.1	
<b>O1 – O3</b>	100	±1	2	3	9	37	48	±2	4.3	±0.1	
<b>O4 – O6</b>	100	±1	2	3	6	29	60	±2	4.4	±0.1	
<b>DEPLOYMENT</b>											
<b>Deployed Past 12 Months</b>	100	±1	5	6	15	36	38	±2	4.0	±0.1	
<b>Not Deployed Past 12 Months</b>	100	±1	4	5	13	35	43	±2	4.1	±0.1	
<b>RACE/ETHNICITY</b>											
<b>Non-Hispanic White</b>	100	±1	4	5	12	34	45	±2	4.1	±0.1	
<b>Total Minority</b>	100	±1	5	6	16	37	36	±2	3.9	±0.1	
Non-Hispanic Black	100	±1	6	7	17	37	33	±3	3.8	±0.1	
Hispanic	100	±1	5	6	16	37	37	±4	4.0	±0.1	
<b>EXPERIENCED BEHAVIORS</b>											
<b>Experienced USC</b>	100	±1	17	12	18	32	22	±8	3.3	±0.3	
<b>Not Experienced USC</b>	100	±1	4	5	13	35	42	±2	4.1	±0.1	
<b>Experienced SH</b>	100	±1	14	11	18	31	26	±3	3.5	±0.1	
<b>Not Experienced SH</b>	100	±1	3	5	13	36	43	±2	4.1	±0.1	
<b>FEMALES</b>											
<b>Total</b>	100	±1	6	8	16	34	35	±2	3.8	±0.1	
<b>Army</b>	100	±1	7	9	18	34	32	±3	3.7	±0.1	
<b>Navy</b>	100	±1	6	9	20	35	30	±3	3.7	±0.1	
<b>Marine Corps</b>	100	±1	4	12	14	30	39	±9	3.9	±0.2	
<b>Air Force</b>	100	±1	5	6	12	35	42	±3	4.0	±0.1	
<b>Enlisted</b>	100	±1	7	8	17	34	33	±2	3.8	±0.1	
<b>E1 – E4</b>	100	±1	7	9	19	34	32	±3	3.7	±0.1	
<b>E5 – E9</b>	100	±1	6	8	16	35	35	±2	3.8	±0.1	
<b>Officers</b>	100	±1	4	6	12	35	43	±3	4.1	±0.1	
<b>O1 – O3</b>	100	±1	3	7	13	36	41	±4	4.1	±0.1	
<b>O4 – O6</b>	100	±1	4	6	10	32	48	±3	4.1	±0.1	

Note. Percent responding are Service members who answered the question.



21a. Continued	Percent Responding		Percentages					Max ME	Average Agreement		
			1	2	3	4	5				
<b>FEMALES (CONTINUED)</b>											
Experienced USC	100	±1	11	15	17	27	29	±8	3.5	±0.2	
Not Experienced USC	100	±1	5	7	16	35	36	±2	3.9	±0.1	
Experienced SH	100	±1	10	13	19	31	28	±3	3.5	±0.1	
Not Experienced SH	100	±1	4	6	15	36	39	±2	4.0	±0.1	
Deployed Past 12 Months	100	±1	7	8	18	33	33	±3	3.8	±0.1	
Not Deployed Past 12 Months	100	±1	6	8	16	35	36	±2	3.9	±0.1	
Army Enlisted	100	±1	8	9	19	33	30	±3	3.7	±0.1	
E1 – E4	100	±1	10	9	20	32	28	±5	3.6	±0.2	
Army Officers	100	±1	4	6	15	36	40	±4	4.0	±0.1	
Navy Enlisted	100	±1	7	9	21	35	28	±4	3.7	±0.1	
E1 – E4	100	±0	6	9	23	37	26	±6	3.7	±0.2	
Navy Officers	100	±1	5	8	13	35	40	±6	4.0	±0.2	
Marine Corps Enlisted	100	±1	4	13	15	30	38	±10	3.9	±0.3	
E1 – E4	100	±1	3	15	12	28	42	±15	3.9	±0.4	
Marine Corps Officers	100	±1	5	5	12	33	44	±10	4.0	±0.2	
Air Force Enlisted	100	±1	6	6	13	35	40	±4	4.0	±0.1	
E1 – E4	100	±0	5	6	15	34	39	±6	4.0	±0.2	
Air Force Officers	100	±1	3	6	9	34	48	±4	4.2	±0.1	
<b>MALES</b>											
Total	100	±1	4	5	13	35	42	±2	4.1	±0.1	
Army	100	±1	5	5	15	35	40	±3	4.0	±0.1	
Navy	100	±1	4	7	13	39	37	±3	4.0	±0.1	
Marine Corps	100	±1	3	5	11	33	48	±3	4.2	±0.1	
Air Force	100	±1	3	4	11	34	49	±2	4.2	±0.1	
Enlisted	100	±1	4	6	14	36	40	±2	4.0	±0.1	
E1 – E4	100	±1	6	6	15	36	37	±3	3.9	±0.1	
E5 – E9	100	±1	4	5	14	36	42	±2	4.1	±0.1	
Officers	100	±1	2	2	7	34	55	±2	4.4	±0.1	
O1 – O3	100	±1	2	2	8	38	50	±3	4.3	±0.1	
O4 – O6	100	±1	1	2	6	29	62	±2	4.5	±0.1	
Experienced USC	100	±1	20	9	18	35	18	±12	3.2	±0.4	
Not Experienced USC	100	±1	4	5	13	36	43	±2	4.1	±0.1	
Experienced SH	100	±1	16	9	17	32	25	±6	3.4	±0.2	
Not Experienced SH	100	±1	3	5	13	36	43	±2	4.1	±0.1	
Deployed Past 12 Months	100	±1	5	5	14	36	39	±3	4.0	±0.1	
Not Deployed Past 12 Months	100	±1	3	5	12	35	44	±2	4.1	±0.1	
Army Enlisted	100	±1	5	5	17	35	38	±3	3.9	±0.1	
E1 – E4	100	±1	7	6	17	36	34	±5	3.8	±0.2	
Army Officers	100	±1	2	3	9	36	50	±3	4.3	±0.1	
Navy Enlisted	100	±1	5	7	14	39	34	±3	3.9	±0.1	
E1 – E4	100	±0	7	8	16	39	30	±6	3.8	±0.2	
Navy Officers	100	±1	1	2	7	36	53	±3	4.4	±0.1	
Marine Corps Enlisted	100	±1	4	5	12	33	46	±4	4.1	±0.1	
E1 – E4	100	±0	4	5	12	34	44	±5	4.1	±0.1	
Marine Corps Officers	100	±1	2	1	6	30	61	±5	4.5	±0.1	
Air Force Enlisted	100	±1	3	5	12	35	46	±3	4.2	±0.1	
E1 – E4	100	±0	3	5	12	36	45	±5	4.1	±0.1	
Air Force Officers	100	±1	1	2	6	31	60	±3	4.5	±0.1	

**21. How much do you agree or disagree with the following statements about your supervisor?**

**b. Your supervisor ensures that all assigned personnel are treated fairly.**

1. Strongly disagree  
4. Agree

2. Disagree  
5. Strongly agree

3. Neither agree nor disagree

	Percent Responding		Percentages					Max ME	Average Agreement		
			1	2	3	4	5				
<b>TOTAL</b>	100	±1	5	7	13	35	40	±2	4.0	±0.1	
<b>Army</b>	100	±1	5	8	15	33	38	±2	3.9	±0.1	
<b>Navy</b>	100	±1	6	8	13	38	36	±3	3.9	±0.1	
<b>Marine Corps</b>	100	±1	4	6	12	34	44	±3	4.1	±0.1	
<b>Air Force</b>	100	±1	3	6	12	34	45	±2	4.1	±0.1	
<b>PAYGRADE</b>											
<b>Enlisted</b>	100	±1	5	8	14	35	38	±2	3.9	±0.1	
<b>E1 – E4</b>	100	±1	7	9	15	35	34	±3	3.8	±0.1	
E1 – E3	100	±1	8	8	15	34	35	±4	3.8	±0.1	
E4	100	±1	6	10	16	35	34	±3	3.8	±0.1	
<b>E5 – E9</b>	100	±1	4	7	14	35	40	±2	4.0	±0.1	
E5 – E6	100	±1	5	8	15	36	37	±2	3.9	±0.1	
E7 – E9	100	±1	2	4	10	33	51	±2	4.3	±0.1	
<b>Officers</b>	99	±1	2	4	8	34	52	±2	4.3	±0.1	
<b>W1 – W5</b>	99	±1	2	5	12	39	42	±4	4.1	±0.1	
<b>O1 – O3</b>	99	±1	2	4	9	37	48	±2	4.2	±0.1	
<b>O4 – O6</b>	100	±1	1	3	7	30	59	±2	4.4	±0.1	
<b>DEPLOYMENT</b>											
<b>Deployed Past 12 Months</b>	100	±1	5	8	15	35	37	±2	3.9	±0.1	
<b>Not Deployed Past 12 Months</b>	100	±1	4	6	13	35	42	±2	4.0	±0.1	
<b>RACE/ETHNICITY</b>											
<b>Non-Hispanic White</b>	100	±1	4	7	13	33	43	±2	4.0	±0.1	
<b>Total Minority</b>	100	±1	5	7	15	37	36	±2	3.9	±0.1	
Non-Hispanic Black	100	±1	6	7	15	38	35	±3	3.9	±0.1	
Hispanic	100	±1	5	7	15	36	37	±4	3.9	±0.1	
<b>EXPERIENCED BEHAVIORS</b>											
<b>Experienced USC</b>	99	±1	16	14	21	31	18	±8	3.2	±0.3	
<b>Not Experienced USC</b>	100	±1	4	7	13	35	41	±2	4.0	±0.1	
<b>Experienced SH</b>	100	±1	13	14	18	32	23	±3	3.4	±0.1	
<b>Not Experienced SH</b>	100	±1	4	6	13	35	42	±2	4.1	±0.1	
<b>FEMALES</b>											
<b>Total</b>	100	±1	6	10	16	34	34	±2	3.8	±0.1	
<b>Army</b>	99	±1	7	11	17	34	31	±3	3.7	±0.1	
<b>Navy</b>	100	±1	7	11	18	36	29	±3	3.7	±0.1	
<b>Marine Corps</b>	100	±1	6	7	16	32	38	±9	3.9	±0.2	
<b>Air Force</b>	100	±1	5	8	13	35	40	±3	4.0	±0.1	
<b>Enlisted</b>	100	±1	7	11	16	34	33	±2	3.8	±0.1	
<b>E1 – E4</b>	100	±1	7	11	18	33	31	±3	3.7	±0.1	
<b>E5 – E9</b>	100	±1	6	10	15	34	34	±2	3.8	±0.1	
<b>Officers</b>	100	±1	4	7	13	37	39	±3	4.0	±0.1	
<b>O1 – O3</b>	100	±1	4	7	14	38	37	±4	4.0	±0.1	
<b>O4 – O6</b>	100	±1	3	6	11	35	45	±3	4.1	±0.1	

Note. Percent responding are Service members who answered the question.

21b. Continued	Percent Responding		Percentages					Max ME	Average Agreement		
			1	2	3	4	5				
<b>FEMALES (CONTINUED)</b>											
Experienced USC	99	±1	13	16	17	28	26	±8	3.4	±0.2	
Not Experienced USC	100	±1	5	9	16	35	35	±2	3.9	±0.1	
Experienced SH	100	±1	11	14	19	31	26	±3	3.5	±0.1	
Not Experienced SH	99	±1	4	8	15	36	38	±2	4.0	±0.1	
Deployed Past 12 Months	100	±1	7	12	16	33	32	±3	3.7	±0.1	
Not Deployed Past 12 Months	100	±1	6	9	16	35	35	±2	3.8	±0.1	
Army Enlisted	99	±1	8	12	18	33	30	±3	3.6	±0.1	
E1 – E4	99	±1	8	15	18	31	28	±5	3.6	±0.2	
Army Officers	100	±1	3	7	15	37	38	±4	4.0	±0.1	
Navy Enlisted	100	±1	7	12	18	35	27	±4	3.6	±0.1	
E1 – E4	100	±1	7	13	21	34	25	±6	3.6	±0.2	
Navy Officers	100	±1	5	6	14	39	35	±6	3.9	±0.2	
Marine Corps Enlisted	100	±1	7	8	17	32	37	±10	3.9	±0.3	
E1 – E4	100	±1	8	8	15	33	36	±15	3.8	±0.4	
Marine Corps Officers	99	±1	4	5	9	37	44	±9	4.1	±0.2	
Air Force Enlisted	100	±1	5	8	14	34	39	±4	3.9	±0.1	
E1 – E4	100	±1	5	8	15	35	37	±6	3.9	±0.2	
Air Force Officers	100	±1	3	7	12	36	43	±4	4.1	±0.1	
<b>MALES</b>											
Total	100	±1	4	7	13	35	41	±2	4.0	±0.1	
Army	100	±1	5	7	15	33	39	±3	3.9	±0.1	
Navy	100	±1	5	7	13	38	37	±3	3.9	±0.1	
Marine Corps	100	±1	4	6	11	34	44	±3	4.1	±0.1	
Air Force	100	±1	2	5	12	34	47	±2	4.2	±0.1	
Enlisted	100	±1	5	7	14	35	39	±2	4.0	±0.1	
E1 – E4	100	±1	6	8	15	35	35	±3	3.8	±0.1	
E5 – E9	100	±1	4	6	14	35	41	±2	4.0	±0.1	
Officers	99	±1	1	3	7	34	54	±2	4.4	±0.1	
O1 – O3	99	±1	2	4	8	37	50	±3	4.3	±0.1	
O4 – O6	100	±1	1	2	6	29	61	±2	4.5	±0.1	
Experienced USC	99	±1	18	13	23	32	14	±12	3.1	±0.4	
Not Experienced USC	100	±1	4	6	13	35	42	±2	4.1	±0.1	
Experienced SH	100	±1	15	14	18	33	20	±6	3.3	±0.2	
Not Experienced SH	100	±1	4	6	13	35	43	±2	4.1	±0.1	
Deployed Past 12 Months	100	±1	5	8	14	35	38	±3	3.9	±0.1	
Not Deployed Past 12 Months	100	±1	4	6	12	35	43	±2	4.1	±0.1	
Army Enlisted	100	±1	6	8	16	33	37	±3	3.9	±0.1	
E1 – E4	100	±1	8	9	17	33	34	±5	3.8	±0.2	
Army Officers	100	±1	1	4	9	36	50	±3	4.3	±0.1	
Navy Enlisted	100	±1	6	8	14	38	34	±3	3.9	±0.1	
E1 – E4	100	±1	9	9	15	37	31	±6	3.7	±0.2	
Navy Officers	99	±1	1	3	7	36	53	±3	4.4	±0.1	
Marine Corps Enlisted	100	±1	4	7	12	35	43	±4	4.0	±0.1	
E1 – E4	99	±1	5	8	12	38	38	±5	3.9	±0.1	
Marine Corps Officers	99	±1	2	1	6	31	59	±5	4.5	±0.1	
Air Force Enlisted	100	±1	3	6	13	35	43	±3	4.1	±0.1	
E1 – E4	100	±1	2	7	15	35	41	±5	4.0	±0.1	
Air Force Officers	99	±1	1	2	6	31	59	±3	4.4	±0.1	

**21. How much do you agree or disagree with the following statements about your supervisor?**
**c. There is very little conflict between your supervisor and the people who report to him/her.**

 1. Strongly disagree  
 4. Agree

 2. Disagree  
 5. Strongly agree

3. Neither agree nor disagree

	Percent Responding		Percentages					Max ME	Average Agreement		
			1	2	3	4	5				
<b>TOTAL</b>	100	±1	4	9	15	36	36	±2	3.9	±0.1	
<b>Army</b>	100	±1	5	11	16	36	32	±2	3.8	±0.1	
<b>Navy</b>	100	±1	5	10	17	37	31	±3	3.8	±0.1	
<b>Marine Corps</b>	100	±1	4	7	16	34	40	±3	4.0	±0.1	
<b>Air Force</b>	100	±1	3	6	12	35	43	±2	4.1	±0.1	
<b>PAYGRADE</b>											
<b>Enlisted</b>	100	±1	5	10	16	36	34	±2	3.8	±0.1	
<b>E1 – E4</b>	100	±1	5	11	17	36	31	±3	3.8	±0.1	
E1 – E3	100	±1	5	9	18	35	33	±4	3.8	±0.1	
E4	100	±1	6	12	16	37	29	±3	3.7	±0.1	
<b>E5 – E9</b>	100	±1	4	9	15	35	36	±2	3.9	±0.1	
E5 – E6	100	±1	5	10	17	36	33	±2	3.8	±0.1	
E7 – E9	100	±1	2	6	12	34	46	±2	4.1	±0.1	
<b>Officers</b>	100	±1	2	6	11	36	45	±2	4.2	±0.1	
<b>W1 – W5</b>	100	±1	2	8	15	39	36	±5	4.0	±0.1	
<b>O1 – O3</b>	100	±1	2	6	11	38	42	±2	4.1	±0.1	
<b>O4 – O6</b>	100	±1	2	5	9	33	51	±2	4.3	±0.1	
<b>DEPLOYMENT</b>											
<b>Deployed Past 12 Months</b>	100	±1	5	10	16	36	32	±2	3.8	±0.1	
<b>Not Deployed Past 12 Months</b>	100	±1	4	8	15	36	38	±2	4.0	±0.1	
<b>RACE/ETHNICITY</b>											
<b>Non-Hispanic White</b>	100	±1	4	8	14	36	38	±2	4.0	±0.1	
<b>Total Minority</b>	100	±1	5	10	17	36	32	±2	3.8	±0.1	
Non-Hispanic Black	100	±1	5	10	16	37	32	±3	3.8	±0.1	
Hispanic	100	±1	4	10	17	36	33	±4	3.8	±0.1	
<b>EXPERIENCED BEHAVIORS</b>											
<b>Experienced USC</b>	100	±1	16	15	20	32	17	±8	3.2	±0.3	
<b>Not Experienced USC</b>	100	±1	4	9	15	36	37	±2	3.9	±0.1	
<b>Experienced SH</b>	100	±1	11	16	21	31	21	±3	3.4	±0.1	
<b>Not Experienced SH</b>	100	±1	4	8	15	36	37	±2	4.0	±0.1	
<b>FEMALES</b>											
<b>Total</b>	100	±1	5	11	17	36	31	±2	3.8	±0.1	
<b>Army</b>	100	±1	6	12	18	36	27	±3	3.7	±0.1	
<b>Navy</b>	100	±1	6	14	18	36	26	±3	3.6	±0.1	
<b>Marine Corps</b>	100	±0	3	11	14	38	35	±9	3.9	±0.2	
<b>Air Force</b>	100	±1	4	8	14	36	38	±3	3.9	±0.1	
<b>Enlisted</b>	100	±1	6	12	17	35	30	±2	3.7	±0.1	
<b>E1 – E4</b>	100	±1	6	12	19	35	29	±3	3.7	±0.1	
<b>E5 – E9</b>	100	±1	6	11	16	36	31	±2	3.8	±0.1	
<b>Officers</b>	100	±1	3	11	14	38	35	±3	3.9	±0.1	
<b>O1 – O3</b>	100	±1	3	11	16	38	33	±4	3.9	±0.1	
<b>O4 – O6</b>	100	±1	3	9	11	37	39	±3	4.0	±0.1	

Note. Percent responding are Service members who answered the question.

21c. Continued	Percent Responding		Percentages					Max ME	Average Agreement		
			1	2	3	4	5				
<b>FEMALES (CONTINUED)</b>											
Experienced USC	100	±1	11	16	18	31	24	±7	3.4	±0.2	
Not Experienced USC	100	±1	5	11	16	36	32	±2	3.8	±0.1	
Experienced SH	100	±1	9	16	19	34	24	±3	3.5	±0.1	
Not Experienced SH	100	±1	4	9	16	37	34	±2	3.9	±0.1	
Deployed Past 12 Months	99	±1	6	13	18	36	28	±3	3.7	±0.1	
Not Deployed Past 12 Months	100	±1	5	11	16	36	32	±2	3.8	±0.1	
Army Enlisted	100	±1	7	13	19	35	26	±3	3.6	±0.1	
E1 – E4	100	±0	7	13	21	33	25	±4	3.5	±0.1	
Army Officers	100	±1	3	11	15	38	33	±4	3.9	±0.1	
Navy Enlisted	100	±1	7	15	19	35	24	±4	3.6	±0.1	
E1 – E4	99	±1	8	14	22	35	22	±6	3.5	±0.2	
Navy Officers	100	±1	3	12	13	40	31	±6	3.8	±0.2	
Marine Corps Enlisted	100	±0	3	11	14	38	34	±10	3.9	±0.2	
E1 – E4	100	±0	2	12	10	42	35	±15	4.0	±0.3	
Marine Corps Officers	100	±1	4	9	11	36	40	±9	4.0	±0.2	
Air Force Enlisted	100	±1	4	8	14	36	38	±4	3.9	±0.1	
E1 – E4	100	±0	4	8	16	34	38	±6	3.9	±0.2	
Air Force Officers	100	±1	2	9	14	35	39	±4	4.0	±0.1	
<b>MALES</b>											
Total	100	±1	4	9	15	36	37	±2	3.9	±0.1	
Army	100	±1	4	11	15	36	33	±3	3.8	±0.1	
Navy	100	±1	5	10	16	37	32	±3	3.8	±0.1	
Marine Corps	100	±1	4	6	16	33	40	±3	4.0	±0.1	
Air Force	100	±1	3	6	12	35	45	±2	4.1	±0.1	
Enlisted	100	±1	5	9	16	36	35	±2	3.9	±0.1	
E1 – E4	100	±1	5	11	17	36	31	±3	3.8	±0.1	
E5 – E9	100	±1	4	8	15	35	37	±2	3.9	±0.1	
Officers	100	±1	2	5	10	36	47	±2	4.2	±0.1	
O1 – O3	100	±1	2	5	10	39	44	±3	4.2	±0.1	
O4 – O6	100	±1	2	4	8	33	53	±2	4.3	±0.1	
Experienced USC	100	±1	19	13	22	32	13	±12	3.1	±0.4	
Not Experienced USC	100	±1	4	8	15	36	37	±2	3.9	±0.1	
Experienced SH	100	±1	13	16	23	29	19	±6	3.3	±0.2	
Not Experienced SH	100	±1	4	8	14	36	38	±2	4.0	±0.1	
Deployed Past 12 Months	100	±1	5	10	16	36	33	±3	3.8	±0.1	
Not Deployed Past 12 Months	100	±1	4	8	14	35	39	±2	4.0	±0.1	
Army Enlisted	100	±1	5	11	16	36	31	±3	3.8	±0.1	
E1 – E4	100	±0	6	13	15	38	28	±6	3.7	±0.2	
Army Officers	100	±1	2	7	11	38	42	±3	4.1	±0.1	
Navy Enlisted	100	±1	5	11	18	37	29	±3	3.7	±0.1	
E1 – E4	99	±2	6	13	20	36	24	±6	3.6	±0.2	
Navy Officers	100	±1	2	4	11	36	47	±3	4.2	±0.1	
Marine Corps Enlisted	100	±1	5	7	16	33	39	±4	4.0	±0.1	
E1 – E4	100	±1	5	7	18	34	35	±5	3.9	±0.1	
Marine Corps Officers	99	±1	1	2	9	36	52	±5	4.3	±0.1	
Air Force Enlisted	100	±1	3	6	13	35	43	±3	4.1	±0.1	
E1 – E4	100	±1	4	8	14	33	42	±5	4.0	±0.1	
Air Force Officers	100	±1	1	4	8	34	52	±3	4.3	±0.1	

**21. How much do you agree or disagree with the following statements about your supervisor?****d. Your supervisor evaluates your work performance fairly.**

1. Strongly disagree

2. Disagree

3. Neither agree nor disagree

4. Agree

5. Strongly agree

	Percent Responding		Percentages					Max ME	Average Agreement		
			1	2	3	4	5				
<b>TOTAL</b>	100	±1	4	5	16	36	40	±2	4.0	±0.1	
<b>Army</b>	100	±1	4	5	17	36	38	±2	4.0	±0.1	
<b>Navy</b>	100	±1	5	6	17	38	34	±3	3.9	±0.1	
<b>Marine Corps</b>	100	±1	3	5	15	34	43	±3	4.1	±0.1	
<b>Air Force</b>	100	±1	2	3	12	34	48	±2	4.2	±0.1	
<b>PAYGRADE</b>											
<b>Enlisted</b>	100	±1	4	5	16	36	38	±2	4.0	±0.1	
<b>E1 – E4</b>	100	±1	5	6	17	36	35	±3	3.9	±0.1	
E1 – E3	100	±1	5	6	18	34	37	±4	3.9	±0.1	
E4	100	±1	6	6	17	38	34	±3	3.9	±0.1	
<b>E5 – E9</b>	100	±1	3	5	16	36	41	±2	4.1	±0.1	
E5 – E6	100	±1	3	5	17	37	38	±2	4.0	±0.1	
E7 – E9	100	±1	2	3	12	34	50	±2	4.3	±0.1	
<b>Officers</b>	100	±1	1	3	12	35	49	±2	4.3	±0.1	
<b>W1 – W5</b>	100	±1	2	4	16	37	42	±5	4.1	±0.1	
<b>O1 – O3</b>	100	±1	2	3	13	37	45	±2	4.2	±0.1	
<b>O4 – O6</b>	100	±1	1	2	10	31	56	±2	4.4	±0.1	
<b>DEPLOYMENT</b>											
<b>Deployed Past 12 Months</b>	100	±1	4	6	16	37	37	±2	4.0	±0.1	
<b>Not Deployed Past 12 Months</b>	100	±1	3	4	15	35	42	±2	4.1	±0.1	
<b>RACE/ETHNICITY</b>											
<b>Non-Hispanic White</b>	100	±1	3	5	14	35	43	±2	4.1	±0.1	
<b>Total Minority</b>	100	±1	4	5	18	37	36	±2	4.0	±0.1	
Non-Hispanic Black	100	±1	4	6	16	38	36	±3	4.0	±0.1	
Hispanic	99	±1	4	5	18	36	37	±4	4.0	±0.1	
<b>EXPERIENCED BEHAVIORS</b>											
<b>Experienced USC</b>	100	±1	15	11	22	32	21	±8	3.3	±0.3	
<b>Not Experienced USC</b>	100	±1	3	5	15	36	41	±2	4.1	±0.1	
<b>Experienced SH</b>	100	±1	11	10	23	32	24	±3	3.5	±0.1	
<b>Not Experienced SH</b>	100	±1	3	4	15	36	42	±2	4.1	±0.1	
<b>FEMALES</b>											
<b>Total</b>	100	±1	5	6	18	36	35	±2	3.9	±0.1	
<b>Army</b>	100	±1	6	6	20	37	32	±3	3.8	±0.1	
<b>Navy</b>	100	±1	5	9	19	39	29	±3	3.8	±0.1	
<b>Marine Corps</b>	100	±1	3	6	16	35	40	±9	4.1	±0.2	
<b>Air Force</b>	100	±1	3	5	15	34	43	±3	4.1	±0.1	
<b>Enlisted</b>	100	±1	5	6	18	36	34	±2	3.9	±0.1	
E1 – E4	100	±1	6	7	18	36	33	±3	3.8	±0.1	
E5 – E9	100	±1	4	6	18	37	35	±3	3.9	±0.1	
<b>Officers</b>	100	±1	3	5	16	36	40	±3	4.1	±0.1	
O1 – O3	99	±1	3	5	17	37	38	±4	4.0	±0.1	
O4 – O6	100	±0	2	5	15	35	43	±3	4.1	±0.1	

Note. Percent responding are Service members who answered the question.

21d. Continued	Percent Responding		Percentages					Max ME	Average Agreement		
			1	2	3	4	5				
<b>FEMALES (CONTINUED)</b>											
Experienced USC	100	±1	11	9	18	33	29	±8	3.6	±0.2	
Not Experienced USC	100	±1	4	6	17	37	36	±2	4.0	±0.1	
Experienced SH	100	±1	8	9	21	34	28	±3	3.6	±0.1	
Not Experienced SH	100	±1	3	5	16	37	39	±2	4.1	±0.1	
Deployed Past 12 Months	100	±1	6	8	18	36	33	±3	3.8	±0.1	
Not Deployed Past 12 Months	100	±1	4	6	17	36	36	±2	3.9	±0.1	
Army Enlisted	100	±1	7	6	20	37	30	±3	3.8	±0.1	
E1 – E4	100	±0	9	7	21	35	28	±5	3.7	±0.2	
Army Officers	100	±1	2	4	19	37	39	±4	4.1	±0.1	
Navy Enlisted	100	±1	5	10	19	38	27	±4	3.7	±0.1	
E1 – E4	100	±1	5	10	19	40	27	±6	3.7	±0.2	
Navy Officers	99	±2	6	5	14	40	35	±6	3.9	±0.2	
Marine Corps Enlisted	100	±1	3	5	16	35	41	±10	4.1	±0.2	
E1 – E4	100	±1	2	5	14	36	43	±14	4.1	±0.3	
Marine Corps Officers	100	±1	2	6	18	40	34	±10	4.0	±0.2	
Air Force Enlisted	100	±1	3	4	15	35	43	±4	4.1	±0.1	
E1 – E4	100	±0	3	5	15	34	43	±6	4.1	±0.1	
Air Force Officers	100	±1	2	6	15	34	44	±4	4.1	±0.1	
<b>MALES</b>											
Total	100	±1	3	5	15	36	41	±2	4.1	±0.1	
Army	100	±1	3	5	17	36	39	±3	4.0	±0.1	
Navy	100	±1	4	6	17	38	35	±3	3.9	±0.1	
Marine Corps	100	±1	3	5	14	34	43	±3	4.1	±0.1	
Air Force	100	±1	2	3	11	34	49	±2	4.3	±0.1	
Enlisted	100	±1	4	5	16	36	39	±2	4.0	±0.1	
E1 – E4	100	±1	5	6	17	36	36	±3	3.9	±0.1	
E5 – E9	100	±1	3	5	15	36	42	±2	4.1	±0.1	
Officers	100	±1	1	2	11	34	51	±2	4.3	±0.1	
O1 – O3	100	±1	1	3	12	37	47	±3	4.3	±0.1	
O4 – O6	100	±1	1	2	9	30	58	±2	4.4	±0.1	
Experienced USC	100	±0	18	11	25	31	16	±12	3.2	±0.4	
Not Experienced USC	100	±1	3	4	15	36	42	±2	4.1	±0.1	
Experienced SH	100	±1	13	11	24	30	21	±6	3.3	±0.2	
Not Experienced SH	100	±1	3	4	15	36	42	±2	4.1	±0.1	
Deployed Past 12 Months	100	±1	4	6	16	37	37	±3	4.0	±0.1	
Not Deployed Past 12 Months	100	±1	3	4	15	35	43	±2	4.1	±0.1	
Army Enlisted	100	±1	4	5	18	36	38	±3	4.0	±0.1	
E1 – E4	100	±0	6	6	20	35	33	±5	3.8	±0.2	
Army Officers	100	±1	1	3	13	36	47	±3	4.2	±0.1	
Navy Enlisted	100	±1	5	7	18	38	32	±3	3.9	±0.1	
E1 – E4	99	±2	8	8	18	37	29	±6	3.7	±0.2	
Navy Officers	100	±1	1	2	11	36	49	±3	4.3	±0.1	
Marine Corps Enlisted	100	±1	4	6	15	34	42	±4	4.0	±0.1	
E1 – E4	100	±1	5	7	15	36	37	±5	3.9	±0.1	
Marine Corps Officers	100	±1	1	0	12	31	55	±5	4.4	±0.1	
Air Force Enlisted	100	±1	2	3	12	35	47	±3	4.2	±0.1	
E1 – E4	100	±0	3	3	12	37	46	±5	4.2	±0.1	
Air Force Officers	100	±1	1	2	9	32	56	±3	4.4	±0.1	

**21. How much do you agree or disagree with the following statements about your supervisor?****e. Your supervisor assigns work fairly in your work group.**1. Strongly disagree  
4. Agree2. Disagree  
5. Strongly agree

3. Neither agree nor disagree

	Percent Responding		Percentages					Max ME	Average Agreement		
			1	2	3	4	5				
<b>TOTAL</b>	100	±1	4	7	16	36	38	±2	4.0	±0.1	
<b>Army</b>	100	±1	4	7	17	36	35	±2	3.9	±0.1	
<b>Navy</b>	100	±1	5	8	16	38	32	±3	3.8	±0.1	
<b>Marine Corps</b>	100	±1	3	6	14	35	41	±3	4.0	±0.1	
<b>Air Force</b>	100	±1	3	5	14	34	45	±2	4.1	±0.1	
<b>PAYGRADE</b>											
<b>Enlisted</b>	100	±1	4	8	16	36	36	±2	3.9	±0.1	
<b>E1 – E4</b>	100	±1	5	9	17	36	33	±3	3.8	±0.1	
E1 – E3	100	±1	5	9	17	34	34	±4	3.8	±0.1	
E4	100	±1	5	9	16	37	32	±3	3.8	±0.1	
<b>E5 – E9</b>	100	±1	4	7	16	36	38	±2	4.0	±0.1	
E5 – E6	100	±1	4	7	17	37	35	±2	3.9	±0.1	
E7 – E9	100	±1	2	4	12	34	48	±2	4.2	±0.1	
<b>Officers</b>	100	±1	2	4	12	36	47	±2	4.2	±0.1	
<b>W1 – W5</b>	100	±1	3	4	17	38	38	±5	4.1	±0.1	
<b>O1 – O3</b>	100	±1	2	4	12	39	43	±2	4.2	±0.1	
<b>O4 – O6</b>	100	±1	1	3	11	32	53	±2	4.3	±0.1	
<b>DEPLOYMENT</b>											
<b>Deployed Past 12 Months</b>	100	±1	5	8	16	37	35	±2	3.9	±0.1	
<b>Not Deployed Past 12 Months</b>	100	±1	3	6	15	36	39	±2	4.0	±0.1	
<b>RACE/ETHNICITY</b>											
<b>Non-Hispanic White</b>	100	±1	4	7	14	35	40	±2	4.0	±0.1	
<b>Total Minority</b>	100	±1	4	7	18	37	34	±2	3.9	±0.1	
Non-Hispanic Black	100	±1	5	7	19	36	33	±3	3.9	±0.1	
Hispanic	100	±1	4	8	16	37	35	±4	3.9	±0.1	
<b>EXPERIENCED BEHAVIORS</b>											
<b>Experienced USC</b>	99	±1	13	12	23	32	19	±8	3.3	±0.2	
<b>Not Experienced USC</b>	100	±1	4	7	15	36	38	±2	4.0	±0.1	
<b>Experienced SH</b>	100	±1	11	13	22	31	23	±3	3.4	±0.1	
<b>Not Experienced SH</b>	100	±1	3	6	15	37	39	±2	4.0	±0.1	
<b>FEMALES</b>											
<b>Total</b>	100	±1	5	9	18	35	33	±2	3.8	±0.1	
<b>Army</b>	100	±1	6	10	19	34	30	±3	3.7	±0.1	
<b>Navy</b>	100	±1	5	12	20	36	27	±3	3.7	±0.1	
<b>Marine Corps</b>	100	±1	3	6	16	38	37	±9	4.0	±0.2	
<b>Air Force</b>	100	±1	4	6	16	34	40	±3	4.0	±0.1	
<b>Enlisted</b>	100	±1	5	9	19	34	32	±2	3.8	±0.1	
E1 – E4	100	±1	6	10	19	33	32	±3	3.7	±0.1	
E5 – E9	100	±1	5	9	18	35	33	±2	3.8	±0.1	
<b>Officers</b>	100	±1	3	6	17	37	37	±3	4.0	±0.1	
O1 – O3	100	±1	3	7	17	37	36	±4	4.0	±0.1	
O4 – O6	100	±1	2	6	16	36	40	±3	4.1	±0.1	

Note. Percent responding are Service members who answered the question.



21e. Continued	Percent Responding		Percentages					Max ME	Average Agreement		
			1	2	3	4	5				
<b>FEMALES (CONTINUED)</b>											
Experienced USC	100	±1	11	15	20	29	26	±8	3.4	±0.2	
Not Experienced USC	100	±1	4	8	18	35	34	±2	3.9	±0.1	
Experienced SH	100	±1	8	12	21	32	25	±3	3.5	±0.1	
Not Experienced SH	100	±1	3	7	17	36	37	±2	4.0	±0.1	
Deployed Past 12 Months	100	±1	7	9	18	35	31	±3	3.7	±0.1	
Not Deployed Past 12 Months	100	±1	4	9	18	35	34	±2	3.9	±0.1	
Army Enlisted	100	±1	7	11	20	34	29	±3	3.7	±0.1	
E1 – E4	100	±1	9	12	21	31	27	±5	3.5	±0.2	
Army Officers	100	±1	2	6	18	37	37	±4	4.0	±0.1	
Navy Enlisted	100	±1	6	13	21	35	26	±4	3.6	±0.1	
E1 – E4	99	±1	5	14	21	35	25	±6	3.6	±0.2	
Navy Officers	99	±2	5	6	15	41	32	±6	3.9	±0.2	
Marine Corps Enlisted	100	±0	3	6	16	38	37	±10	4.0	±0.2	
E1 – E4	100	±0	3	5	14	40	38	±15	4.0	±0.3	
Marine Corps Officers	99	±1	2	8	13	37	40	±9	4.1	±0.2	
Air Force Enlisted	100	±1	4	6	16	34	40	±4	4.0	±0.1	
E1 – E4	100	±0	4	6	15	34	41	±6	4.0	±0.2	
Air Force Officers	100	±1	2	6	17	35	40	±4	4.0	±0.1	
<b>MALES</b>											
Total	100	±1	4	7	15	36	38	±2	4.0	±0.1	
Army	100	±1	4	7	17	37	36	±3	3.9	±0.1	
Navy	100	±1	5	8	16	39	33	±3	3.9	±0.1	
Marine Corps	100	±1	3	6	14	35	42	±3	4.1	±0.1	
Air Force	100	±1	2	5	14	34	46	±2	4.2	±0.1	
Enlisted	100	±1	4	7	16	36	36	±2	3.9	±0.1	
E1 – E4	100	±1	5	9	16	36	33	±3	3.8	±0.1	
E5 – E9	100	±1	3	6	16	36	39	±2	4.0	±0.1	
Officers	100	±1	1	3	11	36	49	±2	4.3	±0.1	
O1 – O3	100	±1	2	3	11	39	45	±3	4.2	±0.1	
O4 – O6	100	±1	1	3	10	31	55	±2	4.4	±0.1	
Experienced USC	99	±2	15	10	25	35	15	±12	3.3	±0.3	
Not Experienced USC	100	±1	3	6	15	36	39	±2	4.0	±0.1	
Experienced SH	100	±1	13	14	22	29	21	±6	3.3	±0.2	
Not Experienced SH	100	±1	3	6	15	37	40	±2	4.0	±0.1	
Deployed Past 12 Months	100	±1	4	8	16	37	35	±3	3.9	±0.1	
Not Deployed Past 12 Months	100	±1	3	6	15	36	40	±2	4.0	±0.1	
Army Enlisted	100	±1	5	8	17	36	34	±3	3.9	±0.1	
E1 – E4	100	±0	6	9	17	37	30	±5	3.8	±0.2	
Army Officers	100	±1	2	4	13	38	44	±3	4.2	±0.1	
Navy Enlisted	100	±1	5	9	16	39	30	±3	3.8	±0.1	
E1 – E4	100	±0	8	10	18	37	27	±6	3.7	±0.2	
Navy Officers	100	±1	1	3	11	37	48	±3	4.3	±0.1	
Marine Corps Enlisted	100	±1	4	7	15	35	40	±4	4.0	±0.1	
E1 – E4	100	±1	4	9	15	36	36	±5	3.9	±0.1	
Marine Corps Officers	100	±1	1	0	10	33	55	±5	4.4	±0.1	
Air Force Enlisted	100	±1	3	5	15	34	44	±3	4.1	±0.1	
E1 – E4	100	±1	3	5	15	35	43	±5	4.1	±0.1	
Air Force Officers	99	±1	1	3	9	33	53	±3	4.4	±0.1	

**21. How much do you agree or disagree with the following statements about your supervisor?**

**f. You are satisfied with the direction/supervision you receive.**

1. Strongly disagree  
4. Agree

2. Disagree  
5. Strongly agree

3. Neither agree nor disagree

	Percent Responding		Percentages					Max ME	Average Agreement		
			1	2	3	4	5				
<b>TOTAL</b>	100	±1	6	8	15	33	37	±2	3.9	±0.1	
<b>Army</b>	100	±1	7	10	15	33	35	±2	3.8	±0.1	
<b>Navy</b>	100	±1	7	9	17	35	32	±3	3.8	±0.1	
<b>Marine Corps</b>	100	±1	6	7	15	31	41	±3	3.9	±0.1	
<b>Air Force</b>	100	±1	5	7	12	33	44	±2	4.0	±0.1	
<b>PAYGRADE</b>											
<b>Enlisted</b>	100	±1	7	9	16	33	35	±2	3.8	±0.1	
<b>E1 – E4</b>	100	±1	9	9	17	32	33	±3	3.7	±0.1	
E1 – E3	100	±1	9	7	17	30	36	±4	3.8	±0.1	
E4	100	±1	9	10	17	33	31	±3	3.7	±0.1	
<b>E5 – E9</b>	100	±1	6	9	15	33	37	±2	3.9	±0.1	
E5 – E6	100	±1	6	10	16	34	34	±2	3.8	±0.1	
E7 – E9	100	±1	3	6	12	32	47	±2	4.1	±0.1	
<b>Officers</b>	100	±1	3	6	11	35	45	±2	4.1	±0.1	
<b>W1 – W5</b>	100	±1	5	5	14	38	38	±5	4.0	±0.1	
<b>O1 – O3</b>	100	±1	3	7	12	38	41	±2	4.1	±0.1	
<b>O4 – O6</b>	100	±1	3	5	9	31	52	±2	4.3	±0.1	
<b>DEPLOYMENT</b>											
<b>Deployed Past 12 Months</b>	100	±1	8	9	16	33	34	±2	3.8	±0.1	
<b>Not Deployed Past 12 Months</b>	100	±1	6	8	15	33	39	±2	3.9	±0.1	
<b>RACE/ETHNICITY</b>											
<b>Non-Hispanic White</b>	100	±1	6	8	14	32	40	±2	3.9	±0.1	
<b>Total Minority</b>	100	±1	7	8	17	35	33	±2	3.8	±0.1	
Non-Hispanic Black	100	±1	8	8	17	34	33	±3	3.8	±0.1	
Hispanic	100	±1	6	8	15	36	34	±4	3.8	±0.1	
<b>EXPERIENCED BEHAVIORS</b>											
<b>Experienced USC</b>	100	±1	22	11	20	27	20	±8	3.1	±0.3	
<b>Not Experienced USC</b>	100	±1	6	8	15	33	38	±2	3.9	±0.1	
<b>Experienced SH</b>	100	±1	17	15	20	25	23	±3	3.2	±0.1	
<b>Not Experienced SH</b>	100	±1	5	8	14	34	39	±2	3.9	±0.1	
<b>FEMALES</b>											
<b>Total</b>	100	±1	8	11	16	32	32	±2	3.7	±0.1	
<b>Army</b>	99	±1	10	12	17	32	29	±3	3.6	±0.1	
<b>Navy</b>	100	±1	9	13	19	32	27	±3	3.6	±0.1	
<b>Marine Corps</b>	100	±1	9	8	17	29	38	±9	3.8	±0.3	
<b>Air Force</b>	100	±1	6	9	13	33	38	±3	3.9	±0.1	
<b>Enlisted</b>	100	±1	9	12	16	32	31	±2	3.6	±0.1	
<b>E1 – E4</b>	100	±1	10	12	16	31	31	±3	3.6	±0.1	
<b>E5 – E9</b>	100	±1	8	12	16	32	32	±2	3.7	±0.1	
<b>Officers</b>	100	±1	5	9	14	36	36	±3	3.9	±0.1	
<b>O1 – O3</b>	99	±1	5	10	15	36	34	±4	3.8	±0.1	
<b>O4 – O6</b>	100	±1	5	8	13	34	40	±3	4.0	±0.1	

Note. Percent responding are Service members who answered the question.

21f. Continued	Percent Responding		Percentages					Max ME	Average Agreement		
			1	2	3	4	5				
<b>FEMALES (CONTINUED)</b>											
Experienced USC	99	±1	15	15	17	27	26	±8	3.3	±0.2	
Not Experienced USC	100	±1	7	11	16	33	33	±2	3.7	±0.1	
Experienced SH	100	±1	14	16	18	28	24	±3	3.3	±0.1	
Not Experienced SH	100	±1	6	9	15	34	36	±2	3.9	±0.1	
Deployed Past 12 Months	100	±1	10	12	16	32	30	±3	3.6	±0.1	
Not Deployed Past 12 Months	100	±1	8	11	16	33	33	±2	3.7	±0.1	
Army Enlisted	99	±1	11	13	17	32	27	±3	3.5	±0.1	
E1 – E4	100	±1	14	13	17	30	25	±4	3.4	±0.2	
Army Officers	99	±1	5	8	15	35	36	±4	3.9	±0.1	
Navy Enlisted	100	±1	9	14	20	31	26	±4	3.5	±0.1	
E1 – E4	100	±1	9	13	21	33	25	±6	3.5	±0.2	
Navy Officers	100	±1	7	10	14	38	30	±6	3.7	±0.2	
Marine Corps Enlisted	100	±1	9	8	18	28	37	±10	3.8	±0.3	
E1 – E4	100	±0	9	7	17	28	39	±15	3.8	±0.4	
Marine Corps Officers	100	±1	7	7	16	31	39	±10	3.9	±0.3	
Air Force Enlisted	100	±1	7	10	12	33	38	±4	3.9	±0.1	
E1 – E4	100	±0	7	11	11	31	39	±6	3.9	±0.2	
Air Force Officers	100	±0	4	9	14	35	39	±4	4.0	±0.1	
<b>MALES</b>											
Total	100	±1	6	8	15	33	38	±2	3.9	±0.1	
Army	100	±1	7	10	15	33	36	±3	3.8	±0.1	
Navy	100	±1	7	8	17	36	33	±3	3.8	±0.1	
Marine Corps	100	±1	5	7	15	31	41	±3	4.0	±0.1	
Air Force	100	±1	4	6	12	33	45	±2	4.1	±0.1	
Enlisted	100	±1	7	8	16	33	36	±2	3.8	±0.1	
E1 – E4	100	±1	9	8	17	32	34	±3	3.7	±0.1	
E5 – E9	100	±1	5	8	15	33	38	±2	3.9	±0.1	
Officers	100	±1	3	5	10	35	47	±2	4.2	±0.1	
O1 – O3	100	±1	3	6	11	38	42	±3	4.1	±0.1	
O4 – O6	100	±1	2	5	8	31	54	±2	4.3	±0.1	
Experienced USC	100	±0	26	9	22	27	16	±12	3.0	±0.4	
Not Experienced USC	100	±1	6	8	15	33	39	±2	3.9	±0.1	
Experienced SH	100	±1	20	15	21	22	21	±6	3.1	±0.2	
Not Experienced SH	100	±1	5	7	14	34	39	±2	3.9	±0.1	
Deployed Past 12 Months	100	±1	8	9	16	33	35	±2	3.8	±0.1	
Not Deployed Past 12 Months	100	±1	5	7	14	33	40	±2	4.0	±0.1	
Army Enlisted	100	±1	8	10	16	32	34	±3	3.8	±0.1	
E1 – E4	100	±1	11	10	16	31	32	±5	3.6	±0.2	
Army Officers	100	±1	3	7	11	36	43	±3	4.1	±0.1	
Navy Enlisted	100	±1	8	8	18	35	31	±3	3.7	±0.1	
E1 – E4	100	±0	11	7	22	34	27	±6	3.6	±0.2	
Navy Officers	100	±1	3	5	11	37	45	±3	4.2	±0.1	
Marine Corps Enlisted	100	±1	6	7	16	31	40	±4	3.9	±0.1	
E1 – E4	100	±1	8	7	18	31	36	±5	3.8	±0.2	
Marine Corps Officers	100	±1	2	3	9	36	50	±5	4.3	±0.1	
Air Force Enlisted	100	±1	5	6	13	33	43	±3	4.0	±0.1	
E1 – E4	100	±0	4	7	12	34	42	±5	4.0	±0.1	
Air Force Officers	100	±1	2	5	9	32	52	±3	4.3	±0.1	

**21. Supervisor Satisfaction scale: Constructed from Q21a-f. Supervisor Satisfaction assesses the level of agreement that supervisors are trustworthy, equitable, and fair in evaluations and delegating assignments.**

	Percent Responding		Mean	Max ME	Supervisor Satisfaction
<b>TOTAL</b>	100	±0	4.0	±0	
<b>Army</b>	100	±0	3.9	±0	
<b>Navy</b>	100	±0	3.9	±0	
<b>Marine Corps</b>	100	±0	4.0	±0	
<b>Air Force</b>	100	±0	4.1	±0	
<b>PAYGRADE</b>					
<b>Enlisted</b>	100	±0	3.9	±0	
<b>E1 – E4</b>	100	±0	3.8	±0	
E1 – E3	100	±0	3.9	±0	
E4	100	±0	3.8	±0	
<b>E5 – E9</b>	100	±0	4.0	±0	
E5 – E6	100	±0	3.9	±0	
E7 – E9	100	±1	4.2	±0	
<b>Officers</b>	100	±1	4.2	±0	
<b>W1 – W5</b>	100	±0	4.1	±0	
<b>O1 – O3</b>	100	±1	4.2	±0	
<b>O4 – O6</b>	100	±0	4.4	±0	
<b>DEPLOYMENT</b>					
<b>Deployed Past 12 Months</b>	100	±0	3.9	±0	
<b>Not Deployed Past 12 Months</b>	100	±0	4.0	±0	
<b>RACE/ETHNICITY</b>					
<b>Non-Hispanic White</b>	100	±0	4.0	±0	
<b>Total Minority</b>	100	±0	3.9	±0	
Non-Hispanic Black	100	±1	3.9	±0	
Hispanic	100	±0	3.9	±0	
<b>EXPERIENCED BEHAVIORS</b>					
<b>Experienced USC</b>	100	±1	3.3	±0	
<b>Not Experienced USC</b>	100	±0	4.0	±0	
<b>Experienced SH</b>	100	±1	3.4	±0	
<b>Not Experienced SH</b>	100	±0	4.0	±0	
<b>FEMALES</b>					
<b>Total</b>	100	±0	3.8	±0	
<b>Army</b>	100	±1	3.7	±0	
<b>Navy</b>	100	±1	3.7	±0	
<b>Marine Corps</b>	100	±0	3.9	±0	
<b>Air Force</b>	100	±0	4.0	±0	
<b>Enlisted</b>	100	±1	3.8	±0	
E1 – E4	100	±0	3.7	±0	
E5 – E9	100	±1	3.8	±0	
<b>Officers</b>	100	±1	4.0	±0	
O1 – O3	100	±1	3.9	±0	
O4 – O6	100	±0	4.1	±0	

Note. Percent responding are Service members who answered the question. The scale ranges from 1 to 5. Higher scores indicate members strongly agreed with positive statements about their supervisor. Cronbach's coefficient alpha = 0.96.

21. Continued	Percent Responding		Mean	Max ME	Supervisor Satisfaction
<b>FEMALES (CONTINUED)</b>					
Experienced USC	100	±1	3.4	±0	
Not Experienced USC	100	±0	3.9	±0	
Experienced SH	100	±1	3.5	±0	
Not Experienced SH	100	±1	4.0	±0	
Deployed Past 12 Months	100	±1	3.7	±0	
Not Deployed Past 12 Months	100	±0	3.8	±0	
Army Enlisted	100	±1	3.6	±0	
E1 – E4	100	±0	3.6	±0	
Army Officers	100	±1	4.0	±0	
Navy Enlisted	100	±1	3.6	±0	
E1 – E4	100	±0	3.6	±0	
Navy Officers	100	±0	3.9	±0	
Marine Corps Enlisted	100	±0	3.9	±0	
E1 – E4	100	±0	3.9	±0	
Marine Corps Officers	100	±1	4.0	±0	
Air Force Enlisted	100	±0	4.0	±0	
E1 – E4	100	±0	4.0	±0	
Air Force Officers	100	±0	4.1	±0	
<b>MALES</b>					
Total	100	±0	4.0	±0	
Army	100	±0	3.9	±0	
Navy	100	±0	3.9	±0	
Marine Corps	100	±0	4.1	±0	
Air Force	100	±1	4.2	±0	
Enlisted	100	±0	3.9	±0	
E1 – E4	100	±0	3.8	±0	
E5 – E9	100	±0	4.0	±0	
Officers	100	±1	4.3	±0	
O1 – O3	100	±1	4.2	±0	
O4 – O6	100	±1	4.4	±0	
Experienced USC	100	±0	3.1	±0	
Not Experienced USC	100	±0	4.0	±0	
Experienced SH	100	±1	3.3	±0	
Not Experienced SH	100	±0	4.0	±0	
Deployed Past 12 Months	100	±0	3.9	±0	
Not Deployed Past 12 Months	100	±0	4.0	±0	
Army Enlisted	100	±0	3.9	±0	
E1 – E4	100	±0	3.8	±0	
Army Officers	100	±1	4.2	±0	
Navy Enlisted	100	±0	3.8	±0	
E1 – E4	100	±0	3.7	±0	
Navy Officers	100	±1	4.3	±0	
Marine Corps Enlisted	100	±0	4.0	±0	
E1 – E4	100	±0	3.9	±0	
Marine Corps Officers	100	±0	4.4	±0	
Air Force Enlisted	100	±0	4.1	±0	
E1 – E4	100	±0	4.1	±0	
Air Force Officers	100	±1	4.4	±0	

**22. To what extent do you agree or disagree with the following statements about your work group?**

**a. If you make a request through channels in your work group, you know somebody will listen.**

1. Strongly disagree                      2. Disagree                      3. Neither agree nor disagree  
 4. Agree                      5. Strongly agree

	Percent Responding		Percentages					Max ME	Average Agreement		
			1	2	3	4	5				
<b>TOTAL</b>	100	±1	3	8	15	44	29	±2	3.9	±0.1	
<b>Army</b>	100	±1	3	10	17	43	27	±3	3.8	±0.1	
<b>Navy</b>	100	±1	3	7	15	47	28	±3	3.9	±0.1	
<b>Marine Corps</b>	100	±1	3	6	13	43	35	±3	4.0	±0.1	
<b>Air Force</b>	100	±1	3	8	15	44	30	±2	3.9	±0.1	
<b>PAYGRADE</b>											
<b>Enlisted</b>	100	±1	4	9	17	44	27	±2	3.8	±0.1	
<b>E1 – E4</b>	100	±1	5	12	19	42	22	±3	3.6	±0.1	
E1 – E3	100	±1	5	12	20	41	23	±4	3.7	±0.1	
E4	100	±1	5	12	18	43	21	±3	3.6	±0.1	
<b>E5 – E9</b>	100	±1	3	6	15	45	31	±2	4.0	±0.1	
E5 – E6	100	±1	3	7	17	46	27	±2	3.9	±0.1	
E7 – E9	100	±1	1	4	9	44	42	±2	4.2	±0.1	
<b>Officers</b>	100	±1	1	4	10	46	39	±2	4.2	±0.1	
<b>W1 – W5</b>	100	±1	2	5	13	45	35	±4	4.1	±0.1	
O1 – O3	100	±1	1	5	11	49	34	±2	4.1	±0.1	
O4 – O6	100	±1	1	3	8	41	46	±2	4.3	±0.1	
<b>DEPLOYMENT</b>											
<b>Deployed Past 12 Months</b>	100	±1	3	10	17	44	27	±2	3.8	±0.1	
<b>Not Deployed Past 12 Months</b>	100	±1	3	7	15	45	30	±2	3.9	±0.1	
<b>RACE/ETHNICITY</b>											
<b>Non-Hispanic White</b>	100	±1	3	9	15	43	30	±2	3.9	±0.1	
<b>Total Minority</b>	100	±1	3	7	16	46	28	±2	3.9	±0.1	
Non-Hispanic Black	100	±1	3	7	16	45	29	±3	3.9	±0.1	
Hispanic	100	±1	3	7	15	46	28	±4	3.9	±0.1	
<b>EXPERIENCED BEHAVIORS</b>											
<b>Experienced USC</b>	99	±1	11	18	28	30	13	±8	3.2	±0.2	
<b>Not Experienced USC</b>	100	±1	3	8	15	45	30	±2	3.9	±0.1	
<b>Experienced SH</b>	100	±1	9	17	23	37	14	±3	3.3	±0.1	
<b>Not Experienced SH</b>	100	±1	3	7	15	45	31	±2	3.9	±0.1	
<b>FEMALES</b>											
<b>Total</b>	100	±1	4	11	18	44	23	±2	3.7	±0.1	
<b>Army</b>	100	±1	5	12	19	42	22	±3	3.7	±0.1	
<b>Navy</b>	100	±1	4	10	18	46	22	±3	3.7	±0.1	
<b>Marine Corps</b>	100	±1	5	9	18	40	28	±9	3.8	±0.3	
<b>Air Force</b>	100	±1	4	10	18	45	24	±3	3.7	±0.1	
<b>Enlisted</b>	100	±1	5	11	19	43	22	±2	3.7	±0.1	
<b>E1 – E4</b>	100	±1	5	13	22	41	19	±3	3.6	±0.1	
<b>E5 – E9</b>	100	±1	4	10	17	45	25	±3	3.8	±0.1	
<b>Officers</b>	100	±1	2	8	14	49	27	±3	3.9	±0.1	
<b>O1 – O3</b>	100	±1	2	8	16	51	22	±4	3.8	±0.1	
<b>O4 – O6</b>	100	±1	3	7	10	45	35	±3	4.0	±0.1	

Note. Percent responding are Service members who answered the question.

22a. Continued	Percent Responding		Percentages					Max ME	Average Agreement		
			1	2	3	4	5				
<b>FEMALES (CONTINUED)</b>											
Experienced USC	100	±1	8	19	23	35	14	±8	3.3	±0.2	
Not Experienced USC	100	±1	4	10	18	45	24	±2	3.8	±0.1	
Experienced SH	100	±1	7	17	22	39	15	±3	3.4	±0.1	
Not Experienced SH	100	±1	3	7	16	47	27	±2	3.9	±0.1	
Deployed Past 12 Months	100	±1	5	14	18	43	21	±3	3.6	±0.1	
Not Deployed Past 12 Months	100	±1	4	10	18	44	24	±2	3.7	±0.1	
Army Enlisted	100	±1	5	13	20	41	21	±3	3.6	±0.1	
E1 – E4	100	±1	6	17	22	37	17	±5	3.4	±0.1	
Army Officers	99	±1	3	7	15	50	26	±4	3.9	±0.1	
Navy Enlisted	100	±1	4	11	20	45	21	±4	3.7	±0.1	
E1 – E4	100	±0	3	12	24	42	19	±6	3.6	±0.1	
Navy Officers	100	±1	3	9	12	48	28	±6	3.9	±0.2	
Marine Corps Enlisted	100	±1	5	9	18	39	28	±10	3.8	±0.3	
E1 – E4	100	±1	7	10	17	38	27	±15	3.7	±0.4	
Marine Corps Officers	100	±1	2	7	13	50	28	±14	3.9	±0.2	
Air Force Enlisted	100	±1	5	10	19	44	23	±4	3.7	±0.1	
E1 – E4	100	±1	5	9	22	45	19	±6	3.7	±0.2	
Air Force Officers	100	±1	2	8	14	49	27	±4	3.9	±0.1	
<b>MALES</b>											
Total	100	±1	3	8	15	44	30	±2	3.9	±0.1	
Army	100	±1	3	10	17	43	28	±3	3.8	±0.1	
Navy	100	±1	3	6	15	47	29	±3	3.9	±0.1	
Marine Corps	100	±1	3	6	12	43	36	±3	4.0	±0.1	
Air Force	100	±1	3	7	14	44	32	±2	3.9	±0.1	
Enlisted	100	±1	3	8	16	44	28	±2	3.8	±0.1	
E1 – E4	100	±1	5	12	18	42	23	±3	3.7	±0.1	
E5 – E9	100	±1	2	6	15	45	32	±2	4.0	±0.1	
Officers	100	±1	1	3	9	45	42	±2	4.2	±0.1	
O1 – O3	100	±1	1	4	10	49	37	±3	4.2	±0.1	
O4 – O6	100	±1	1	3	8	41	48	±2	4.3	±0.1	
Experienced USC	99	±2	13	17	31	27	13	±12	3.1	±0.3	
Not Experienced USC	100	±1	3	7	15	45	31	±2	3.9	±0.1	
Experienced SH	100	±1	10	17	24	35	14	±6	3.2	±0.2	
Not Experienced SH	100	±1	3	7	14	45	31	±2	3.9	±0.1	
Deployed Past 12 Months	100	±1	3	9	17	44	27	±3	3.8	±0.1	
Not Deployed Past 12 Months	100	±1	3	7	14	45	32	±2	4.0	±0.1	
Army Enlisted	100	±1	4	11	18	42	26	±3	3.8	±0.1	
E1 – E4	100	±1	5	16	20	38	21	±5	3.5	±0.2	
Army Officers	100	±1	1	4	11	46	37	±3	4.1	±0.1	
Navy Enlisted	100	±1	3	7	16	48	26	±3	3.9	±0.1	
E1 – E4	100	±1	5	10	19	46	20	±6	3.7	±0.2	
Navy Officers	100	±0	1	3	7	44	45	±3	4.3	±0.1	
Marine Corps Enlisted	100	±1	4	6	13	43	34	±4	4.0	±0.1	
E1 – E4	100	±1	5	8	13	46	28	±5	3.8	±0.1	
Marine Corps Officers	100	±1	1	2	6	42	50	±5	4.4	±0.1	
Air Force Enlisted	100	±1	3	8	16	44	29	±3	3.9	±0.1	
E1 – E4	100	±1	4	10	18	44	23	±5	3.7	±0.1	
Air Force Officers	100	±1	1	4	8	45	42	±3	4.2	±0.1	

**22. To what extent do you agree or disagree with the following statements about your work group?****b. The leaders in your work group are more interested in looking good than being good.**1. Strongly disagree  
4. Agree2. Disagree  
5. Strongly agree

3. Neither agree nor disagree

	Percent Responding		Percentages					Max ME	Average Agreement		
			1	2	3	4	5				
<b>TOTAL</b>	100	±1	12	30	24	19	15	±1	3.0	±0.1	
<b>Army</b>	99	±1	11	28	23	21	17	±2	3.0	±0.1	
<b>Navy</b>	100	±1	10	30	26	19	16	±3	3.0	±0.1	
<b>Marine Corps</b>	100	±1	16	33	22	15	13	±3	2.8	±0.1	
<b>Air Force</b>	100	±1	14	31	23	18	14	±2	2.9	±0.1	
<b>PAYGRADE</b>											
<b>Enlisted</b>	100	±1	11	28	25	20	17	±2	3.0	±0.1	
<b>E1 – E4</b>	100	±1	9	26	25	21	19	±3	3.1	±0.1	
E1 – E3	100	±1	10	30	24	19	17	±4	3.0	±0.1	
E4	100	±1	8	23	26	23	20	±3	3.2	±0.1	
<b>E5 – E9</b>	99	±1	12	29	24	19	15	±2	3.0	±0.1	
E5 – E6	99	±1	9	27	26	21	17	±2	3.1	±0.1	
E7 – E9	100	±1	19	36	19	15	10	±2	2.6	±0.1	
<b>Officers</b>	100	±1	19	42	19	12	8	±2	2.5	±0.1	
<b>W1 – W5</b>	100	±1	17	34	22	17	11	±4	2.7	±0.1	
O1 – O3	99	±1	15	41	21	15	9	±2	2.6	±0.1	
O4 – O6	100	±1	26	44	15	9	6	±2	2.3	±0.1	
<b>DEPLOYMENT</b>											
<b>Deployed Past 12 Months</b>	99	±1	10	28	23	21	18	±2	3.1	±0.1	
<b>Not Deployed Past 12 Months</b>	100	±1	13	31	24	17	14	±2	2.9	±0.1	
<b>RACE/ETHNICITY</b>											
<b>Non-Hispanic White</b>	99	±1	13	31	22	18	15	±2	2.9	±0.1	
<b>Total Minority</b>	100	±1	10	28	26	20	16	±2	3.0	±0.1	
Non-Hispanic Black	100	±1	12	31	26	19	12	±3	2.9	±0.1	
Hispanic	100	±1	9	27	25	20	19	±3	3.1	±0.1	
<b>EXPERIENCED BEHAVIORS</b>											
<b>Experienced USC</b>	99	±1	8	17	22	24	29	±8	3.5	±0.2	
<b>Not Experienced USC</b>	100	±1	12	31	24	18	15	±1	2.9	±0.1	
<b>Experienced SH</b>	100	±1	6	23	21	25	24	±3	3.4	±0.1	
<b>Not Experienced SH</b>	100	±1	13	31	24	18	14	±2	2.9	±0.1	
<b>FEMALES</b>											
<b>Total</b>	99	±1	11	31	24	20	14	±2	2.9	±0.1	
<b>Army</b>	99	±1	11	28	23	21	17	±3	3.1	±0.1	
<b>Navy</b>	99	±1	9	31	26	20	13	±3	3.0	±0.1	
<b>Marine Corps</b>	100	±1	9	43	22	16	9	±9	2.7	±0.2	
<b>Air Force</b>	100	±1	13	32	25	18	13	±3	2.9	±0.1	
<b>Enlisted</b>	100	±1	10	29	25	21	15	±2	3.0	±0.1	
<b>E1 – E4</b>	100	±1	10	29	26	21	15	±3	3.0	±0.1	
<b>E5 – E9</b>	99	±1	10	30	24	20	15	±2	3.0	±0.1	
<b>Officers</b>	99	±1	14	39	22	15	10	±3	2.7	±0.1	
<b>O1 – O3</b>	99	±1	11	38	24	17	10	±4	2.8	±0.1	
<b>O4 – O6</b>	100	±1	20	42	17	13	8	±3	2.5	±0.1	

Note. Percent responding are Service members who answered the question.



22b. Continued	Percent Responding		Percentages					Max ME	Average Agreement		
			1	2	3	4	5				
<b>FEMALES (CONTINUED)</b>											
Experienced USC	99	±1	12	24	16	24	23	±9	3.2	±0.3	
Not Experienced USC	99	±1	11	32	25	19	13	±2	2.9	±0.1	
Experienced SH	99	±1	7	25	22	25	21	±3	3.3	±0.1	
Not Experienced SH	100	±1	13	34	26	17	11	±2	2.8	±0.1	
Deployed Past 12 Months	99	±1	9	27	24	21	18	±3	3.1	±0.1	
Not Deployed Past 12 Months	100	±1	11	32	24	19	13	±2	2.9	±0.1	
Army Enlisted	99	±1	10	26	24	22	18	±3	3.1	±0.1	
E1 – E4	100	±1	11	23	25	22	20	±4	3.2	±0.2	
Army Officers	99	±1	13	35	22	19	11	±4	2.8	±0.1	
Navy Enlisted	99	±1	9	29	27	21	14	±4	3.0	±0.1	
E1 – E4	99	±1	9	28	29	22	13	±5	3.0	±0.2	
Navy Officers	99	±2	11	43	21	15	10	±6	2.7	±0.2	
Marine Corps Enlisted	100	±1	8	43	23	17	9	±10	2.8	±0.2	
E1 – E4	100	±1	5	50	20	16	8	±13	2.7	±0.2	
Marine Corps Officers	99	±1	16	46	16	15	8	±9	2.5	±0.2	
Air Force Enlisted	100	±1	11	30	25	19	14	±3	2.9	±0.1	
E1 – E4	100	±1	12	31	26	19	12	±5	2.9	±0.2	
Air Force Officers	100	±0	17	40	23	12	8	±4	2.6	±0.1	
<b>MALES</b>											
Total	100	±1	12	30	23	19	16	±2	3.0	±0.1	
Army	99	±1	11	28	23	20	17	±3	3.0	±0.1	
Navy	100	±1	10	30	26	19	16	±3	3.0	±0.1	
Marine Corps	100	±1	17	32	23	15	14	±3	2.8	±0.1	
Air Force	100	±1	14	31	22	18	14	±2	2.9	±0.1	
Enlisted	100	±1	11	28	25	20	17	±2	3.1	±0.1	
E1 – E4	100	±1	9	25	25	21	20	±3	3.2	±0.1	
E5 – E9	99	±1	12	29	24	19	15	±2	3.0	±0.1	
Officers	100	±1	20	42	18	12	8	±2	2.4	±0.1	
O1 – O3	100	±1	16	41	20	14	9	±3	2.6	±0.1	
O4 – O6	100	±1	26	45	15	8	6	±2	2.2	±0.1	
Experienced USC	99	±2	5	13	26	23	33	±12	3.7	±0.3	
Not Experienced USC	100	±1	13	30	24	18	15	±2	2.9	±0.1	
Experienced SH	100	±1	5	22	20	25	27	±6	3.5	±0.2	
Not Experienced SH	100	±1	13	30	24	18	15	±2	2.9	±0.1	
Deployed Past 12 Months	99	±1	10	28	23	21	19	±2	3.1	±0.1	
Not Deployed Past 12 Months	100	±1	14	31	24	17	14	±2	2.9	±0.1	
Army Enlisted	99	±1	10	26	24	22	19	±3	3.1	±0.1	
E1 – E4	99	±1	9	24	21	23	23	±5	3.3	±0.2	
Army Officers	100	±1	17	40	20	14	9	±3	2.6	±0.1	
Navy Enlisted	100	±1	8	28	27	20	18	±3	3.1	±0.1	
E1 – E4	99	±2	4	26	32	19	20	±6	3.2	±0.2	
Navy Officers	100	±1	20	41	19	12	8	±3	2.5	±0.1	
Marine Corps Enlisted	100	±1	15	31	23	16	15	±3	2.8	±0.1	
E1 – E4	100	±0	13	30	24	18	15	±5	2.9	±0.2	
Marine Corps Officers	99	±1	29	42	15	9	6	±5	2.2	±0.1	
Air Force Enlisted	100	±1	12	28	24	20	16	±3	3.0	±0.1	
E1 – E4	100	±1	10	22	26	22	19	±4	3.2	±0.2	
Air Force Officers	100	±1	21	45	15	11	7	±3	2.4	±0.1	

**22. To what extent do you agree or disagree with the following statements about your work group?****c. You would go for help with a personal problem to people in your chain-of-command.**1. Strongly disagree  
4. Agree2. Disagree  
5. Strongly agree

3. Neither agree nor disagree

	Percent Responding		Percentages					Max ME	Average Agreement		
			1	2	3	4	5				
<b>TOTAL</b>	99	±1	10	13	18	38	22	±2	3.5	±0.1	
<b>Army</b>	99	±1	10	15	18	37	20	±2	3.4	±0.1	
<b>Navy</b>	99	±1	11	14	19	37	20	±3	3.4	±0.1	
<b>Marine Corps</b>	100	±1	8	9	17	38	28	±3	3.7	±0.1	
<b>Air Force</b>	100	±1	8	13	17	39	23	±2	3.5	±0.1	
<b>PAYGRADE</b>											
<b>Enlisted</b>	99	±1	10	14	18	37	21	±2	3.5	±0.1	
<b>E1 – E4</b>	100	±1	12	15	19	34	20	±3	3.3	±0.1	
<b>E1 – E3</b>	100	±1	12	12	18	34	23	±4	3.4	±0.1	
<b>E4</b>	99	±1	12	17	19	34	17	±3	3.3	±0.1	
<b>E5 – E9</b>	99	±1	9	12	17	39	23	±2	3.5	±0.1	
<b>E5 – E6</b>	99	±1	10	13	18	39	20	±2	3.5	±0.1	
<b>E7 – E9</b>	100	±1	4	11	13	40	31	±2	3.8	±0.1	
<b>Officers</b>	100	±1	6	13	16	41	24	±2	3.6	±0.1	
<b>W1 – W5</b>	99	±1	8	10	17	40	24	±5	3.6	±0.2	
<b>O1 – O3</b>	99	±1	6	14	16	42	22	±2	3.6	±0.1	
<b>O4 – O6</b>	100	±1	6	12	15	40	27	±2	3.7	±0.1	
<b>DEPLOYMENT</b>											
<b>Deployed Past 12 Months</b>	99	±1	11	14	19	35	21	±2	3.4	±0.1	
<b>Not Deployed Past 12 Months</b>	99	±1	9	13	17	39	22	±2	3.5	±0.1	
<b>RACE/ETHNICITY</b>											
<b>Non-Hispanic White</b>	99	±1	9	14	16	38	24	±2	3.5	±0.1	
<b>Total Minority</b>	100	±1	11	13	20	38	19	±2	3.4	±0.1	
<b>Non-Hispanic Black</b>	100	±1	12	13	20	38	17	±3	3.4	±0.1	
<b>Hispanic</b>	99	±1	12	12	20	36	21	±4	3.4	±0.1	
<b>EXPERIENCED BEHAVIORS</b>											
<b>Experienced USC</b>	99	±1	24	16	22	29	9	±8	2.8	±0.2	
<b>Not Experienced USC</b>	100	±1	9	13	17	38	22	±2	3.5	±0.1	
<b>Experienced SH</b>	99	±1	22	22	19	26	11	±3	2.8	±0.1	
<b>Not Experienced SH</b>	99	±1	8	13	17	39	23	±2	3.6	±0.1	
<b>FEMALES</b>											
<b>Total</b>	100	±1	14	17	19	34	16	±2	3.2	±0.1	
<b>Army</b>	100	±1	15	18	19	32	16	±3	3.2	±0.1	
<b>Navy</b>	100	±1	15	19	18	32	16	±3	3.1	±0.1	
<b>Marine Corps</b>	99	±1	20	14	18	34	14	±9	3.1	±0.3	
<b>Air Force</b>	100	±1	11	15	19	37	17	±3	3.3	±0.1	
<b>Enlisted</b>	100	±1	15	17	19	33	16	±2	3.2	±0.1	
<b>E1 – E4</b>	100	±1	16	17	22	32	14	±3	3.1	±0.1	
<b>E5 – E9</b>	99	±1	13	17	17	34	18	±2	3.3	±0.1	
<b>Officers</b>	100	±1	11	19	17	37	16	±3	3.3	±0.1	
<b>O1 – O3</b>	100	±1	11	19	17	39	14	±4	3.3	±0.1	
<b>O4 – O6</b>	100	±1	12	19	16	33	20	±3	3.3	±0.1	

Note. Percent responding are Service members who answered the question.

22c. Continued	Percent Responding		Percentages					Max ME	Average Agreement		
			1	2	3	4	5				
<b>FEMALES (CONTINUED)</b>											
Experienced USC	100	±1	27	17	19	27	11	±7	2.8	±0.2	
Not Experienced USC	100	±1	12	17	19	35	17	±2	3.3	±0.1	
Experienced SH	99	±1	23	21	18	27	11	±3	2.8	±0.1	
Not Experienced SH	100	±1	10	15	19	37	19	±2	3.4	±0.1	
Deployed Past 12 Months	99	±1	16	18	20	31	15	±3	3.1	±0.1	
Not Deployed Past 12 Months	100	±1	13	17	18	35	17	±2	3.2	±0.1	
Army Enlisted	100	±1	16	18	20	30	16	±3	3.1	±0.1	
E1 – E4	100	±1	17	19	22	28	13	±4	3.0	±0.2	
Army Officers	100	±1	12	18	17	38	16	±4	3.3	±0.1	
Navy Enlisted	100	±1	15	19	18	32	15	±4	3.1	±0.1	
E1 – E4	100	±1	15	17	24	30	14	±6	3.1	±0.2	
Navy Officers	100	±1	13	21	16	32	18	±6	3.2	±0.2	
Marine Corps Enlisted	99	±1	20	14	17	34	14	±10	3.1	±0.3	
E1 – E4	100	±1	25	12	15	36	12	±16	3.0	±0.5	
Marine Corps Officers	99	±1	16	16	19	35	14	±12	3.2	±0.3	
Air Force Enlisted	100	±1	12	15	20	37	17	±3	3.3	±0.1	
E1 – E4	100	±1	12	15	22	36	15	±6	3.3	±0.2	
Air Force Officers	100	±1	10	19	18	38	16	±4	3.3	±0.1	
<b>MALES</b>											
Total	99	±1	9	13	17	38	23	±2	3.5	±0.1	
Army	99	±1	9	14	17	38	21	±3	3.5	±0.1	
Navy	99	±1	10	13	19	38	21	±3	3.5	±0.1	
Marine Corps	100	±1	7	9	17	38	29	±3	3.7	±0.1	
Air Force	100	±1	8	13	16	40	24	±2	3.6	±0.1	
Enlisted	99	±1	9	13	18	38	22	±2	3.5	±0.1	
E1 – E4	100	±1	12	15	19	35	21	±3	3.4	±0.1	
E5 – E9	99	±1	8	12	17	40	23	±2	3.6	±0.1	
Officers	100	±1	5	12	16	42	26	±2	3.7	±0.1	
O1 – O3	99	±1	5	13	16	42	24	±3	3.7	±0.1	
O4 – O6	100	±1	5	11	15	41	28	±2	3.8	±0.1	
Experienced USC	99	±2	23	15	24	30	8	±12	2.9	±0.3	
Not Experienced USC	99	±1	8	12	17	39	23	±2	3.6	±0.1	
Experienced SH	99	±2	21	22	20	26	11	±6	2.8	±0.2	
Not Experienced SH	99	±1	8	12	17	39	23	±2	3.6	±0.1	
Deployed Past 12 Months	99	±1	10	14	19	36	21	±2	3.4	±0.1	
Not Deployed Past 12 Months	99	±1	8	12	16	40	23	±2	3.6	±0.1	
Army Enlisted	99	±1	10	15	18	38	20	±3	3.4	±0.1	
E1 – E4	100	±1	13	17	19	33	18	±5	3.3	±0.2	
Army Officers	99	±1	6	12	17	41	24	±3	3.6	±0.1	
Navy Enlisted	99	±1	11	13	20	37	20	±3	3.4	±0.1	
E1 – E4	99	±2	14	16	22	31	18	±6	3.2	±0.2	
Navy Officers	99	±1	5	12	14	44	25	±3	3.7	±0.1	
Marine Corps Enlisted	100	±1	8	9	17	37	29	±4	3.7	±0.1	
E1 – E4	100	±1	9	10	17	38	28	±5	3.7	±0.2	
Marine Corps Officers	100	±1	3	9	14	43	31	±5	3.9	±0.1	
Air Force Enlisted	100	±1	8	13	16	39	23	±3	3.6	±0.1	
E1 – E4	100	±1	9	15	17	37	22	±5	3.5	±0.2	
Air Force Officers	100	±1	5	12	15	41	26	±3	3.7	±0.1	

**22. To what extent do you agree or disagree with the following statements about your work group?**

**d. The leaders in your work group are not concerned with the way Service members treat each other as long as the job gets done.**

1. Strongly disagree  
4. Agree

2. Disagree  
5. Strongly agree

3. Neither agree nor disagree

	Percent Responding		Percentages					Max ME	Average Agreement		
			1	2	3	4	5				
<b>TOTAL</b>	100	±1	16	38	23	15	8	±2	2.6	±0.1	
<b>Army</b>	99	±1	14	35	24	18	9	±2	2.7	±0.1	
<b>Navy</b>	100	±1	14	39	23	15	8	±3	2.6	±0.1	
<b>Marine Corps</b>	100	±1	19	36	24	14	7	±3	2.5	±0.1	
<b>Air Force</b>	100	±1	20	42	21	12	6	±2	2.4	±0.1	
<b>PAYGRADE</b>											
<b>Enlisted</b>	100	±1	14	36	25	17	8	±2	2.7	±0.1	
<b>E1 – E4</b>	100	±1	11	32	29	19	9	±3	2.8	±0.1	
E1 – E3	100	±1	13	31	30	17	10	±4	2.8	±0.1	
E4	100	±1	10	33	28	20	9	±3	2.9	±0.1	
<b>E5 – E9</b>	100	±1	17	39	22	15	8	±2	2.6	±0.1	
E5 – E6	99	±1	14	37	24	16	8	±2	2.7	±0.1	
E7 – E9	100	±1	27	43	15	10	5	±2	2.2	±0.1	
<b>Officers</b>	100	±1	26	48	14	8	4	±2	2.2	±0.1	
<b>W1 – W5</b>	100	±1	21	41	23	10	5	±5	2.4	±0.1	
<b>O1 – O3</b>	100	±1	20	50	16	9	5	±2	2.3	±0.1	
<b>O4 – O6</b>	100	±1	34	47	10	6	3	±2	2.0	±0.1	
<b>DEPLOYMENT</b>											
<b>Deployed Past 12 Months</b>	100	±1	14	34	25	19	9	±2	2.7	±0.1	
<b>Not Deployed Past 12 Months</b>	100	±1	18	40	22	13	7	±2	2.5	±0.1	
<b>RACE/ETHNICITY</b>											
<b>Non-Hispanic White</b>	100	±1	17	40	21	14	7	±2	2.5	±0.1	
<b>Total Minority</b>	100	±1	15	34	26	17	8	±2	2.7	±0.1	
Non-Hispanic Black	100	±1	17	34	26	15	8	±3	2.6	±0.1	
Hispanic	100	±1	14	35	24	19	8	±4	2.7	±0.1	
<b>EXPERIENCED BEHAVIORS</b>											
<b>Experienced USC</b>	100	±1	7	24	24	25	20	±8	3.3	±0.2	
<b>Not Experienced USC</b>	100	±1	17	39	23	15	7	±2	2.6	±0.1	
<b>Experienced SH</b>	100	±1	8	28	26	23	15	±3	3.1	±0.1	
<b>Not Experienced SH</b>	100	±1	17	39	23	14	7	±2	2.5	±0.1	
<b>FEMALES</b>											
<b>Total</b>	100	±1	16	38	23	15	8	±2	2.6	±0.1	
<b>Army</b>	100	±1	14	34	25	17	10	±3	2.8	±0.1	
<b>Navy</b>	100	±1	13	39	25	15	8	±3	2.7	±0.1	
<b>Marine Corps</b>	99	±1	16	34	27	17	5	±9	2.6	±0.2	
<b>Air Force</b>	100	±1	19	42	19	13	6	±3	2.5	±0.1	
<b>Enlisted</b>	100	±1	15	36	25	16	9	±2	2.7	±0.1	
<b>E1 – E4</b>	100	±1	13	32	28	18	9	±3	2.8	±0.1	
<b>E5 – E9</b>	100	±1	16	39	21	14	9	±3	2.6	±0.1	
<b>Officers</b>	100	±1	21	48	16	12	4	±3	2.3	±0.1	
<b>O1 – O3</b>	100	±1	18	48	18	13	4	±4	2.4	±0.1	
<b>O4 – O6</b>	100	±1	27	48	13	8	4	±3	2.1	±0.1	

Note. Percent responding are Service members who answered the question.

22d. Continued	Percent Responding		Percentages					Max ME	Average Agreement		
			1	2	3	4	5				
<b>FEMALES (CONTINUED)</b>											
Experienced USC	100	±1	14	27	25	21	13	±8	2.9	±0.2	
Not Experienced USC	100	±1	16	39	23	15	7	±2	2.6	±0.1	
Experienced SH	100	±1	9	30	27	22	11	±3	3.0	±0.1	
Not Experienced SH	100	±1	19	42	21	12	6	±2	2.4	±0.1	
Deployed Past 12 Months	100	±1	14	33	26	17	10	±3	2.8	±0.1	
Not Deployed Past 12 Months	100	±1	16	40	22	15	7	±2	2.6	±0.1	
Army Enlisted	100	±1	13	31	26	18	12	±3	2.8	±0.1	
E1 – E4	100	±1	12	26	29	20	12	±4	2.9	±0.2	
Army Officers	99	±1	19	45	18	13	5	±4	2.4	±0.1	
Navy Enlisted	100	±1	12	37	27	15	9	±4	2.7	±0.1	
E1 – E4	100	±1	10	36	29	17	8	±6	2.8	±0.2	
Navy Officers	100	±0	19	48	16	15	3	±6	2.4	±0.2	
Marine Corps Enlisted	99	±1	15	33	29	18	5	±9	2.7	±0.2	
E1 – E4	99	±1	10	31	31	22	6	±14	2.8	±0.3	
Marine Corps Officers	99	±1	28	45	12	9	5	±10	2.2	±0.2	
Air Force Enlisted	100	±1	18	41	20	15	7	±4	2.5	±0.1	
E1 – E4	100	±1	17	36	25	16	6	±6	2.6	±0.2	
Air Force Officers	100	±1	24	50	15	8	3	±4	2.2	±0.1	
<b>MALES</b>											
Total	100	±1	17	38	23	15	8	±2	2.6	±0.1	
Army	99	±1	15	35	24	18	8	±3	2.7	±0.1	
Navy	100	±1	14	39	23	15	8	±3	2.6	±0.1	
Marine Corps	100	±1	20	37	23	13	7	±3	2.5	±0.1	
Air Force	100	±1	20	41	21	12	6	±2	2.4	±0.1	
Enlisted	100	±1	14	36	25	17	8	±2	2.7	±0.1	
E1 – E4	100	±1	11	32	29	19	9	±3	2.8	±0.1	
E5 – E9	100	±1	17	39	22	15	8	±2	2.6	±0.1	
Officers	100	±1	27	48	14	7	4	±2	2.1	±0.1	
O1 – O3	100	±1	21	50	16	8	5	±3	2.3	±0.1	
O4 – O6	100	±1	35	47	10	5	3	±2	1.9	±0.1	
Experienced USC	99	±2	3	23	23	27	24	±12	3.5	±0.3	
Not Experienced USC	100	±1	17	38	23	15	7	±2	2.6	±0.1	
Experienced SH	100	±1	8	25	26	23	18	±6	3.2	±0.2	
Not Experienced SH	100	±1	17	39	23	15	7	±2	2.6	±0.1	
Deployed Past 12 Months	100	±1	14	34	24	19	9	±2	2.7	±0.1	
Not Deployed Past 12 Months	100	±1	18	40	22	13	7	±2	2.5	±0.1	
Army Enlisted	99	±1	13	32	26	20	9	±3	2.8	±0.1	
E1 – E4	99	±1	10	28	29	23	10	±5	3.0	±0.2	
Army Officers	100	±1	22	46	18	9	5	±3	2.3	±0.1	
Navy Enlisted	100	±1	12	37	25	17	9	±3	2.7	±0.1	
E1 – E4	100	±0	8	33	31	18	10	±6	2.9	±0.2	
Navy Officers	100	±1	29	50	12	6	4	±3	2.1	±0.1	
Marine Corps Enlisted	100	±1	18	35	25	15	7	±3	2.6	±0.1	
E1 – E4	100	±1	15	34	27	17	8	±5	2.7	±0.2	
Marine Corps Officers	100	±1	32	49	11	5	3	±5	2.0	±0.1	
Air Force Enlisted	100	±1	17	39	23	13	7	±3	2.5	±0.1	
E1 – E4	100	±1	13	35	28	16	8	±5	2.7	±0.1	
Air Force Officers	100	±1	30	49	12	6	3	±3	2.0	±0.1	

**22. To what extent do you agree or disagree with the following statements about your work group?**

**e. You are impressed with the quality of leadership in your work group.**

1. Strongly disagree                      2. Disagree                      3. Neither agree nor disagree  
 4. Agree                                      5. Strongly agree

	Percent Responding		Percentages					Max ME	Average Agreement		
			1	2	3	4	5				
<b>TOTAL</b>	100	±1	10	13	26	34	18	±1	3.4	±0.1	
<b>Army</b>	99	±1	11	13	27	32	17	±2	3.3	±0.1	
<b>Navy</b>	100	±1	10	13	27	34	16	±3	3.3	±0.1	
<b>Marine Corps</b>	100	±1	8	11	24	36	21	±3	3.5	±0.1	
<b>Air Force</b>	100	±1	9	12	24	35	20	±2	3.5	±0.1	
<b>PAYGRADE</b>											
<b>Enlisted</b>	100	±1	11	14	27	32	16	±2	3.3	±0.1	
<b>E1 – E4</b>	100	±1	14	15	28	29	14	±3	3.1	±0.1	
E1 – E3	100	±1	13	13	28	30	16	±4	3.2	±0.1	
E4	100	±1	15	16	29	28	12	±3	3.1	±0.1	
<b>E5 – E9</b>	99	±1	8	12	27	35	18	±2	3.4	±0.1	
E5 – E6	99	±1	10	14	29	33	15	±2	3.3	±0.1	
E7 – E9	100	±1	4	9	20	40	27	±2	3.8	±0.1	
<b>Officers</b>	100	±1	4	8	19	41	28	±2	3.8	±0.1	
<b>W1 – W5</b>	100	±1	7	9	26	36	22	±5	3.6	±0.1	
<b>O1 – O3</b>	100	±1	4	9	20	43	23	±2	3.7	±0.1	
<b>O4 – O6</b>	100	±1	4	6	15	40	35	±2	4.0	±0.1	
<b>DEPLOYMENT</b>											
<b>Deployed Past 12 Months</b>	99	±1	11	14	28	31	16	±2	3.3	±0.1	
<b>Not Deployed Past 12 Months</b>	100	±1	9	12	25	35	19	±2	3.4	±0.1	
<b>RACE/ETHNICITY</b>											
<b>Non-Hispanic White</b>	100	±1	9	13	24	34	20	±2	3.4	±0.1	
<b>Total Minority</b>	100	±1	10	12	29	33	15	±2	3.3	±0.1	
Non-Hispanic Black	99	±1	10	12	29	33	16	±3	3.3	±0.1	
Hispanic	100	±1	12	11	28	34	15	±4	3.3	±0.1	
<b>EXPERIENCED BEHAVIORS</b>											
<b>Experienced USC</b>	99	±1	24	16	30	21	8	±8	2.7	±0.2	
<b>Not Experienced USC</b>	100	±1	9	12	26	34	19	±2	3.4	±0.1	
<b>Experienced SH</b>	100	±1	23	19	27	24	7	±3	2.7	±0.1	
<b>Not Experienced SH</b>	100	±1	8	12	26	35	19	±2	3.4	±0.1	
<b>FEMALES</b>											
<b>Total</b>	100	±1	13	16	28	30	14	±2	3.2	±0.1	
<b>Army</b>	100	±1	14	17	28	28	13	±2	3.1	±0.1	
<b>Navy</b>	100	±1	14	17	29	27	12	±3	3.1	±0.1	
<b>Marine Corps</b>	100	±1	12	18	27	31	12	±8	3.1	±0.2	
<b>Air Force</b>	100	±1	10	14	27	33	15	±3	3.3	±0.1	
<b>Enlisted</b>	100	±1	14	17	29	28	12	±2	3.1	±0.1	
<b>E1 – E4</b>	100	±1	15	18	31	26	10	±3	3.0	±0.1	
<b>E5 – E9</b>	99	±1	13	15	27	31	14	±2	3.2	±0.1	
<b>Officers</b>	100	±1	7	12	24	36	20	±3	3.5	±0.1	
<b>O1 – O3</b>	100	±1	7	14	25	37	17	±4	3.4	±0.1	
<b>O4 – O6</b>	100	±1	7	9	21	37	26	±3	3.7	±0.1	

Note. Percent responding are Service members who answered the question.

22e. Continued	Percent Responding		Percentages					Max ME	Average Agreement		
			1	2	3	4	5				
<b>FEMALES (CONTINUED)</b>											
Experienced USC	100	±1	22	23	25	19	11	±8	2.7	±0.2	
Not Experienced USC	100	±1	11	15	28	31	14	±2	3.2	±0.1	
Experienced SH	99	±1	22	22	26	22	8	±3	2.7	±0.1	
Not Experienced SH	100	±1	8	13	29	34	16	±2	3.4	±0.1	
Deployed Past 12 Months	100	±1	15	17	28	26	13	±3	3.0	±0.1	
Not Deployed Past 12 Months	100	±1	12	16	28	31	14	±2	3.2	±0.1	
Army Enlisted	99	±1	16	18	28	26	12	±3	3.0	±0.1	
E1 – E4	100	±1	20	18	29	22	11	±4	2.8	±0.2	
Army Officers	100	±1	6	12	28	37	17	±4	3.5	±0.1	
Navy Enlisted	100	±1	15	18	31	26	11	±4	3.0	±0.1	
E1 – E4	100	±0	14	19	33	25	9	±6	3.0	±0.2	
Navy Officers	100	±1	10	14	23	34	19	±6	3.4	±0.2	
Marine Corps Enlisted	100	±1	13	19	28	29	11	±9	3.1	±0.3	
E1 – E4	100	±1	14	22	26	29	9	±14	2.9	±0.4	
Marine Corps Officers	100	±1	8	10	18	46	18	±9	3.6	±0.2	
Air Force Enlisted	100	±1	11	14	28	32	13	±3	3.2	±0.1	
E1 – E4	100	±1	11	16	32	30	11	±5	3.1	±0.2	
Air Force Officers	100	±1	6	12	22	37	23	±4	3.6	±0.1	
<b>MALES</b>											
Total	100	±1	9	12	26	34	19	±2	3.4	±0.1	
Army	99	±1	10	13	27	33	17	±3	3.3	±0.1	
Navy	100	±1	10	12	26	35	17	±3	3.4	±0.1	
Marine Corps	100	±1	8	10	24	36	22	±3	3.5	±0.1	
Air Force	100	±1	8	12	23	36	21	±2	3.5	±0.1	
Enlisted	100	±1	10	13	27	33	17	±2	3.3	±0.1	
E1 – E4	100	±1	14	14	28	30	14	±3	3.2	±0.1	
E5 – E9	99	±1	8	12	27	35	18	±2	3.4	±0.1	
Officers	100	±1	4	7	17	42	30	±2	3.9	±0.1	
O1 – O3	100	±1	4	8	19	45	25	±3	3.8	±0.1	
O4 – O6	100	±1	3	5	14	41	36	±2	4.0	±0.1	
Experienced USC	99	±2	26	12	34	22	6	±12	2.7	±0.3	
Not Experienced USC	100	±1	9	12	25	35	19	±2	3.4	±0.1	
Experienced SH	100	±1	25	15	28	27	5	±6	2.7	±0.2	
Not Experienced SH	100	±1	8	12	25	35	20	±2	3.5	±0.1	
Deployed Past 12 Months	99	±1	10	14	28	32	16	±2	3.3	±0.1	
Not Deployed Past 12 Months	100	±1	9	11	24	36	20	±2	3.5	±0.1	
Army Enlisted	99	±1	12	14	28	31	15	±3	3.3	±0.1	
E1 – E4	100	±1	17	15	27	27	14	±5	3.0	±0.2	
Army Officers	100	±1	5	8	21	40	27	±3	3.8	±0.1	
Navy Enlisted	100	±1	11	13	28	33	15	±3	3.3	±0.1	
E1 – E4	100	±1	14	15	30	30	12	±6	3.1	±0.2	
Navy Officers	100	±1	3	7	17	44	29	±3	3.9	±0.1	
Marine Corps Enlisted	100	±1	8	11	25	35	20	±3	3.5	±0.1	
E1 – E4	100	±1	10	12	27	34	16	±5	3.4	±0.2	
Marine Corps Officers	99	±1	2	4	15	45	34	±5	4.1	±0.1	
Air Force Enlisted	100	±1	9	13	26	34	18	±3	3.4	±0.1	
E1 – E4	100	±0	11	15	28	30	16	±5	3.2	±0.2	
Air Force Officers	100	±1	4	6	15	43	32	±3	3.9	±0.1	

**22. To what extent do you agree or disagree with the following statements about your work group?**

f. The leaders in your work group are more interested in furthering their careers than in the well-being of their Service members.

1. Strongly disagree  
4. Agree

2. Disagree  
5. Strongly agree

3. Neither agree nor disagree

	Percent Responding		Percentages					Max ME	Average Agreement		
			1	2	3	4	5				
<b>TOTAL</b>	100	±1	14	29	26	16	15	±1	2.9	±0.1	
<b>Army</b>	99	±1	14	28	25	17	17	±2	2.9	±0.1	
<b>Navy</b>	100	±1	12	27	27	18	16	±3	3.0	±0.1	
<b>Marine Corps</b>	100	±1	18	30	26	14	12	±3	2.7	±0.1	
<b>Air Force</b>	100	±1	16	31	26	15	12	±2	2.8	±0.1	
<b>PAYGRADE</b>											
<b>Enlisted</b>	100	±1	12	26	27	18	16	±2	3.0	±0.1	
<b>E1 – E4</b>	100	±1	11	24	28	19	18	±3	3.1	±0.1	
E1 – E3	100	±1	12	26	29	16	16	±4	3.0	±0.1	
E4	100	±1	9	23	28	20	20	±3	3.2	±0.1	
<b>E5 – E9</b>	100	±1	14	28	26	17	15	±2	2.9	±0.1	
E5 – E6	99	±1	11	26	28	18	16	±2	3.0	±0.1	
E7 – E9	100	±1	22	34	22	13	9	±2	2.5	±0.1	
<b>Officers</b>	100	±1	24	39	19	11	7	±2	2.4	±0.1	
<b>W1 – W5</b>	100	±1	19	32	26	12	10	±5	2.6	±0.1	
<b>O1 – O3</b>	100	±1	19	39	21	13	8	±2	2.5	±0.1	
<b>O4 – O6</b>	100	±1	31	40	16	8	5	±2	2.2	±0.1	
<b>DEPLOYMENT</b>											
<b>Deployed Past 12 Months</b>	100	±1	12	25	27	19	18	±2	3.0	±0.1	
<b>Not Deployed Past 12 Months</b>	100	±1	16	31	26	15	13	±2	2.8	±0.1	
<b>RACE/ETHNICITY</b>											
<b>Non-Hispanic White</b>	100	±1	16	30	24	16	14	±2	2.8	±0.1	
<b>Total Minority</b>	100	±1	12	26	29	17	16	±2	3.0	±0.1	
Non-Hispanic Black	100	±1	14	25	29	17	15	±3	2.9	±0.1	
Hispanic	100	±1	11	27	28	17	18	±3	3.0	±0.1	
<b>EXPERIENCED BEHAVIORS</b>											
<b>Experienced USC</b>	99	±1	7	14	26	25	28	±8	3.5	±0.2	
<b>Not Experienced USC</b>	100	±1	15	29	26	16	14	±1	2.8	±0.1	
<b>Experienced SH</b>	99	±1	7	21	25	21	26	±3	3.4	±0.1	
<b>Not Experienced SH</b>	100	±1	15	29	26	16	13	±2	2.8	±0.1	
<b>FEMALES</b>											
<b>Total</b>	100	±1	13	29	28	16	14	±2	2.9	±0.1	
<b>Army</b>	100	±1	13	26	26	17	17	±3	3.0	±0.1	
<b>Navy</b>	100	±1	11	29	28	17	15	±3	3.0	±0.1	
<b>Marine Corps</b>	100	±1	12	33	30	16	9	±9	2.8	±0.2	
<b>Air Force</b>	100	±1	16	31	29	14	11	±3	2.7	±0.1	
<b>Enlisted</b>	100	±1	12	27	29	17	15	±2	3.0	±0.1	
<b>E1 – E4</b>	100	±1	11	26	31	17	15	±3	3.0	±0.1	
<b>E5 – E9</b>	100	±1	13	28	28	16	15	±2	2.9	±0.1	
<b>Officers</b>	100	±1	19	36	22	14	9	±3	2.6	±0.1	
<b>O1 – O3</b>	100	±1	15	37	23	16	10	±4	2.7	±0.1	
<b>O4 – O6</b>	100	±1	26	37	19	10	8	±3	2.4	±0.1	

Note. Percent responding are Service members who answered the question.


















































22f. Continued	Percent Responding		Percentages					Max ME	Average Agreement		
			1	2	3	4	5				
<b>FEMALES (CONTINUED)</b>											
Experienced USC	100	±1	9	21	25	17	27	±9	3.3	±0.2	
Not Experienced USC	100	±1	14	30	28	16	13	±2	2.8	±0.1	
Experienced SH	100	±1	8	23	27	19	22	±3	3.2	±0.1	
Not Experienced SH	100	±1	16	32	28	15	10	±2	2.7	±0.1	
Deployed Past 12 Months	100	±1	11	26	28	16	19	±3	3.1	±0.1	
Not Deployed Past 12 Months	100	±1	14	30	28	16	12	±2	2.8	±0.1	
Army Enlisted	100	±1	12	24	27	18	19	±3	3.1	±0.1	
E1 – E4	100	±1	11	22	27	19	22	±5	3.2	±0.2	
Army Officers	100	±1	17	35	23	14	11	±4	2.7	±0.1	
Navy Enlisted	100	±1	10	27	30	18	16	±4	3.0	±0.1	
E1 – E4	100	±1	9	27	32	16	16	±6	3.0	±0.2	
Navy Officers	99	±1	15	38	21	16	10	±6	2.7	±0.2	
Marine Corps Enlisted	100	±1	11	32	31	16	10	±10	2.8	±0.2	
E1 – E4	100	±1	9	33	30	16	11	±15	2.9	±0.3	
Marine Corps Officers	100	±1	18	40	22	14	7	±9	2.5	±0.2	
Air Force Enlisted	100	±1	14	29	31	14	11	±3	2.8	±0.1	
E1 – E4	100	±1	13	26	36	16	9	±6	2.8	±0.2	
Air Force Officers	100	±1	23	37	21	12	8	±4	2.4	±0.1	
<b>MALES</b>											
Total	100	±1	15	29	26	16	15	±2	2.9	±0.1	
Army	99	±1	14	28	25	17	16	±3	2.9	±0.1	
Navy	100	±1	12	26	27	18	16	±3	3.0	±0.1	
Marine Corps	100	±1	19	30	26	13	12	±3	2.7	±0.1	
Air Force	100	±1	16	31	25	15	12	±2	2.8	±0.1	
Enlisted	100	±1	13	26	27	18	16	±2	3.0	±0.1	
E1 – E4	100	±1	11	24	28	19	19	±3	3.1	±0.1	
E5 – E9	100	±1	14	28	26	17	15	±2	2.9	±0.1	
Officers	100	±1	25	40	19	10	6	±2	2.3	±0.1	
O1 – O3	100	±1	20	40	21	12	7	±3	2.5	±0.1	
O4 – O6	100	±1	32	40	15	8	5	±2	2.1	±0.1	
Experienced USC	99	±2	5	9	26	30	29	±12	3.7	±0.3	
Not Experienced USC	100	±1	15	29	26	16	14	±2	2.8	±0.1	
Experienced SH	99	±1	6	19	24	23	29	±6	3.5	±0.2	
Not Experienced SH	100	±1	15	29	26	16	14	±2	2.8	±0.1	
Deployed Past 12 Months	100	±1	13	24	26	19	18	±2	3.0	±0.1	
Not Deployed Past 12 Months	100	±1	16	31	25	15	13	±2	2.8	±0.1	
Army Enlisted	99	±1	12	26	25	18	18	±3	3.0	±0.1	
E1 – E4	100	±1	12	22	25	20	21	±5	3.2	±0.2	
Army Officers	100	±1	21	39	21	11	7	±3	2.4	±0.1	
Navy Enlisted	100	±1	10	24	29	20	18	±3	3.1	±0.1	
E1 – E4	100	±1	6	22	30	21	21	±6	3.3	±0.2	
Navy Officers	100	±1	26	38	20	10	7	±3	2.3	±0.1	
Marine Corps Enlisted	100	±1	17	29	27	14	13	±3	2.8	±0.1	
E1 – E4	100	±1	14	28	28	15	14	±5	2.9	±0.2	
Marine Corps Officers	99	±1	36	40	14	6	4	±5	2.0	±0.1	
Air Force Enlisted	100	±1	13	28	28	17	14	±3	2.9	±0.1	
E1 – E4	100	±1	10	24	31	19	15	±5	3.1	±0.2	
Air Force Officers	100	±1	26	41	17	10	6	±3	2.3	±0.1	






































**22. Leadership Satisfaction scale: Constructed from items Q22b-d and Q22f. Leadership Satisfaction can be defined as members' satisfaction with his/her work group leadership's commitment to quality work, positive work environment and Service member well-being.**

	Percent Responding		Mean	Max ME	Leadership Satisfaction
<b>TOTAL</b>	100	±1	3.3	±0	
<b>Army</b>	100	±1	3.2	±0	
<b>Navy</b>	100	±1	3.2	±0	
<b>Marine Corps</b>	100	±1	3.4	±0	
<b>Air Force</b>	100	±1	3.4	±0	
<b>PAYGRADE</b>					
<b>Enlisted</b>	100	±1	3.2	±0	
<b>E1 – E4</b>	100	±1	3.1	±0	
E1 – E3	100	±0	3.2	±0	
E4	100	±1	3.0	±0	
<b>E5 – E9</b>	100	±1	3.3	±0	
E5 – E6	100	±1	3.2	±0	
E7 – E9	100	±0	3.6	±0	
<b>Officers</b>	100	±1	3.7	±0	
<b>W1 – W5</b>	100	±1	3.5	±0	
<b>O1 – O3</b>	100	±1	3.5	±0	
<b>O4 – O6</b>	100	±1	3.8	±0	
<b>DEPLOYMENT</b>					
<b>Deployed Past 12 Months</b>	100	±1	3.1	±0	
<b>Not Deployed Past 12 Months</b>	100	±1	3.3	±0	
<b>RACE/ETHNICITY</b>					
<b>Non-Hispanic White</b>	100	±1	3.3	±0	
<b>Total Minority</b>	100	±1	3.2	±0	
Non-Hispanic Black	100	±0	3.2	±0	
Hispanic	100	±1	3.1	±0	
<b>EXPERIENCED BEHAVIORS</b>					
<b>Experienced USC</b>	100	±1	2.6	±0	
<b>Not Experienced USC</b>	100	±1	3.3	±0	
<b>Experienced SH</b>	100	±1	2.7	±0	
<b>Not Experienced SH</b>	100	±1	3.3	±0	
<b>FEMALES</b>					
<b>Total</b>	100	±1	3.2	±0	
<b>Army</b>	100	±1	3.1	±0	
<b>Navy</b>	100	±1	3.1	±0	
<b>Marine Corps</b>	100	±1	3.2	±0	
<b>Air Force</b>	100	±1	3.3	±0	
<b>Enlisted</b>	100	±1	3.1	±0	
E1 – E4	100	±1	3.1	±0	
E5 – E9	100	±1	3.2	±0	
<b>Officers</b>	100	±1	3.4	±0	
O1 – O3	100	±1	3.4	±0	
O4 – O6	100	±1	3.6	±0	

Note. Percent responding are Service members who answered the question. The scale ranges from 1 to 5. Higher scores indicate higher degrees of satisfaction. Cronbach's coefficient alpha = 0.82.

22. Continued	Percent Responding		Mean	Max ME	Leadership Satisfaction
<b>FEMALES (CONTINUED)</b>					
Experienced USC	100	±1	2.8	±0	
Not Experienced USC	100	±1	3.2	±0	
Experienced SH	100	±1	2.8	±0	
Not Experienced SH	100	±1	3.4	±0	
Deployed Past 12 Months	100	±1	3.0	±0	
Not Deployed Past 12 Months	100	±1	3.2	±0	
Army Enlisted	100	±1	3.0	±0	
E1 – E4	100	±1	2.9	±0	
Army Officers	100	±1	3.4	±0	
Navy Enlisted	100	±1	3.1	±0	
E1 – E4	100	±0	3.1	±0	
Navy Officers	100	±1	3.4	±0	
Marine Corps Enlisted	100	±1	3.2	±0	
E1 – E4	100	±1	3.1	±0	
Marine Corps Officers	100	±1	3.5	±0	
Air Force Enlisted	100	±1	3.3	±0	
E1 – E4	100	±1	3.2	±0	
Air Force Officers	100	±0	3.5	±0	
<b>MALES</b>					
Total	100	±1	3.3	±0	
Army	100	±1	3.2	±0	
Navy	100	±1	3.2	±0	
Marine Corps	100	±1	3.4	±0	
Air Force	100	±1	3.4	±0	
Enlisted	100	±1	3.2	±0	
E1 – E4	100	±1	3.1	±0	
E5 – E9	100	±1	3.3	±0	
Officers	100	±1	3.7	±0	
O1 – O3	100	±1	3.6	±0	
O4 – O6	100	±1	3.9	±0	
Experienced USC	99	±2	2.5	±0	
Not Experienced USC	100	±1	3.3	±0	
Experienced SH	100	±1	2.7	±0	
Not Experienced SH	100	±1	3.3	±0	
Deployed Past 12 Months	100	±1	3.1	±0	
Not Deployed Past 12 Months	100	±1	3.4	±0	
Army Enlisted	100	±1	3.1	±0	
E1 – E4	100	±1	3.0	±0	
Army Officers	100	±1	3.6	±0	
Navy Enlisted	100	±1	3.1	±0	
E1 – E4	100	±0	3.0	±0	
Navy Officers	100	±1	3.7	±0	
Marine Corps Enlisted	100	±1	3.4	±0	
E1 – E4	100	±0	3.3	±0	
Marine Corps Officers	100	±1	3.9	±0	
Air Force Enlisted	100	±1	3.3	±0	
E1 – E4	100	±0	3.1	±0	
Air Force Officers	100	±1	3.8	±0	

**22. Careerism scale: Constructed from items Q22a-d and Q22f. Careerism can be defined as the extent to which a member perceives that leaders put their personal interests above the organization's interests to further personal advancement.**

	Percent Responding		Mean	Max ME	Careerism Satisfaction
<b>TOTAL</b>	100	±1	2.6	±0	
<b>Army</b>	100	±1	2.7	±0	
<b>Navy</b>	100	±1	2.7	±0	
<b>Marine Corps</b>	100	±1	2.5	±0	
<b>Air Force</b>	100	±1	2.5	±0	
<b>PAYGRADE</b>					
<b>Enlisted</b>	100	±1	2.7	±0	
<b>E1 – E4</b>	100	±1	2.8	±0	
E1 – E3	100	±0	2.7	±0	
E4	100	±1	2.9	±0	
<b>E5 – E9</b>	100	±1	2.6	±0	
E5 – E6	100	±1	2.7	±0	
E7 – E9	100	±0	2.3	±0	
<b>Officers</b>	100	±1	2.2	±0	
<b>W1 – W5</b>	100	±1	2.4	±0	
<b>O1 – O3</b>	100	±1	2.3	±0	
<b>O4 – O6</b>	100	±1	2.1	±0	
<b>DEPLOYMENT</b>					
<b>Deployed Past 12 Months</b>	100	±1	2.7	±0	
<b>Not Deployed Past 12 Months</b>	100	±1	2.5	±0	
<b>RACE/ETHNICITY</b>					
<b>Non-Hispanic White</b>	100	±1	2.6	±0	
<b>Total Minority</b>	100	±1	2.7	±0	
Non-Hispanic Black	100	±0	2.6	±0	
Hispanic	100	±1	2.7	±0	
<b>EXPERIENCED BEHAVIORS</b>					
<b>Experienced USC</b>	100	±1	3.3	±0	
<b>Not Experienced USC</b>	100	±1	2.6	±0	
<b>Experienced SH</b>	100	±1	3.1	±0	
<b>Not Experienced SH</b>	100	±1	2.6	±0	
<b>FEMALES</b>					
<b>Total</b>	100	±1	2.7	±0	
<b>Army</b>	100	±1	2.8	±0	
<b>Navy</b>	100	±1	2.7	±0	
<b>Marine Corps</b>	100	±1	2.7	±0	
<b>Air Force</b>	100	±1	2.6	±0	
<b>Enlisted</b>	100	±1	2.8	±0	
<b>E1 – E4</b>	100	±1	2.8	±0	
<b>E5 – E9</b>	100	±1	2.7	±0	
<b>Officers</b>	100	±1	2.5	±0	
<b>O1 – O3</b>	100	±1	2.5	±0	
<b>O4 – O6</b>	100	±1	2.3	±0	

Note. Percent responding are Service members who answered the question. The scale ranges from 1 to 5. Higher scores indicate members have greater perceptions their leaders exhibit careerism. Cronbach's coefficient alpha = 0.85.

















































22. Continued	Percent Responding		Mean	Max ME	Careerism Satisfaction
<b>FEMALES (CONTINUED)</b>					
Experienced USC	100	±1	3.1	±0	
Not Experienced USC	100	±1	2.7	±0	
Experienced SH	100	±1	3.1	±0	
Not Experienced SH	100	±1	2.5	±0	
Deployed Past 12 Months	100	±1	2.8	±0	
Not Deployed Past 12 Months	100	±1	2.7	±0	
Army Enlisted	100	±1	2.9	±0	
E1 – E4	100	±1	3.0	±0	
Army Officers	100	±1	2.5	±0	
Navy Enlisted	100	±1	2.8	±0	
E1 – E4	100	±0	2.8	±0	
Navy Officers	100	±0	2.5	±0	
Marine Corps Enlisted	100	±1	2.7	±0	
E1 – E4	100	±1	2.8	±0	
Marine Corps Officers	100	±1	2.4	±0	
Air Force Enlisted	100	±1	2.6	±0	
E1 – E4	100	±1	2.7	±0	
Air Force Officers	100	±0	2.4	±0	
<b>MALES</b>					
Total	100	±1	2.6	±0	
Army	100	±1	2.7	±0	
Navy	100	±1	2.7	±0	
Marine Corps	100	±1	2.4	±0	
Air Force	100	±1	2.5	±0	
Enlisted	100	±1	2.7	±0	
E1 – E4	100	±1	2.8	±0	
E5 – E9	100	±1	2.6	±0	
Officers	100	±1	2.2	±0	
O1 – O3	100	±1	2.3	±0	
O4 – O6	100	±1	2.0	±0	
Experienced USC	99	±2	3.4	±0	
Not Experienced USC	100	±1	2.6	±0	
Experienced SH	100	±1	3.2	±0	
Not Experienced SH	100	±1	2.6	±0	
Deployed Past 12 Months	100	±1	2.7	±0	
Not Deployed Past 12 Months	100	±1	2.5	±0	
Army Enlisted	100	±1	2.8	±0	
E1 – E4	100	±1	2.9	±0	
Army Officers	100	±1	2.3	±0	
Navy Enlisted	100	±1	2.7	±0	
E1 – E4	100	±0	2.9	±0	
Navy Officers	100	±1	2.2	±0	
Marine Corps Enlisted	100	±1	2.5	±0	
E1 – E4	100	±0	2.6	±0	
Marine Corps Officers	100	±1	2.0	±0	
Air Force Enlisted	100	±1	2.6	±0	
E1 – E4	100	±0	2.7	±0	
Air Force Officers	100	±1	2.1	±0	

**23. In your opinion, have you had a mentor while in the military?**

1. Yes, you have one now
2. Yes, you had one, but you don't have one now
3. No, but you would have liked one
4. No, and you never wanted one
5. Not sure or you do not know what a mentor is

	Percent Responding		Percentages					Max ME	Percentage Reporting Yes		
			1	2	3	4	5				
<b>TOTAL</b>	100	±1	33	37	18	9	2	±2	71.0	±1.0	
<b>Army</b>	100	±1	30	43	19	6	3	±2	73.0	±2.0	
<b>Navy</b>	100	±1	36	32	20	11	2	±3	68.0	±3.0	
<b>Marine Corps</b>	100	±1	41	33	12	12	2	±3	74.0	±3.0	
<b>Air Force</b>	100	±1	32	38	20	9	2	±2	70.0	±2.0	
<b>PAYGRADE</b>											
<b>Enlisted</b>	100	±1	34	37	18	9	2	±2	71.0	±2.0	
<b>E1 – E4</b>	100	±1	36	27	22	11	4	±3	63.0	±3.0	
E1 – E3	100	±0	42	19	23	11	5	±4	61.0	±4.0	
E4	100	±1	32	33	21	11	3	±3	65.0	±3.0	
<b>E5 – E9</b>	100	±1	32	45	15	8	1	±2	77.0	±2.0	
E5 – E6	100	±1	31	44	15	8	2	±2	75.0	±2.0	
E7 – E9	100	±1	34	47	13	6	0	±2	81.0	±2.0	
<b>Officers</b>	100	±1	32	39	21	6	1	±2	72.0	±2.0	
<b>W1 – W5</b>	100	±1	32	52	12	5	0	±5	83.0	±3.0	
<b>O1 – O3</b>	100	±1	33	39	21	6	1	±2	72.0	±2.0	
<b>O4 – O6</b>	100	±1	32	37	23	7	1	±2	69.0	±2.0	
<b>DEPLOYMENT</b>											
<b>Deployed Past 12 Months</b>	100	±1	32	38	17	10	2	±2	71.0	±2.0	
<b>Not Deployed Past 12 Months</b>	100	±1	34	37	19	8	2	±2	71.0	±2.0	
<b>RACE/ETHNICITY</b>											
<b>Non-Hispanic White</b>	100	±1	33	38	18	9	2	±2	71.0	±2.0	
<b>Total Minority</b>	100	±1	34	36	19	9	3	±2	70.0	±2.0	
Non-Hispanic Black	100	±1	36	37	19	8	1	±3	72.0	±3.0	
Hispanic	100	±1	32	36	19	10	3	±3	68.0	±4.0	
<b>EXPERIENCED BEHAVIORS</b>											
<b>Experienced USC</b>	100	±1	28	30	30	8	3	±8	59.0	±8.0	
<b>Not Experienced USC</b>	100	±1	34	38	18	9	2	±2	71.0	±2.0	
<b>Experienced SH</b>	100	±1	25	37	28	8	3	±4	62.0	±4.0	
<b>Not Experienced SH</b>	100	±1	34	38	17	9	2	±2	72.0	±2.0	
<b>FEMALES</b>											
<b>Total</b>	100	±1	33	36	22	7	2	±2	69.0	±2.0	
<b>Army</b>	100	±1	29	39	25	5	2	±3	68.0	±3.0	
<b>Navy</b>	100	±1	39	30	21	7	2	±3	69.0	±3.0	
<b>Marine Corps</b>	100	±0	35	26	22	12	5	±9	60.0	±9.0	
<b>Air Force</b>	100	±1	33	39	20	6	2	±3	72.0	±3.0	
<b>Enlisted</b>	100	±1	33	36	21	7	3	±2	69.0	±2.0	
E1 – E4	100	±1	34	26	25	10	5	±3	61.0	±3.0	
E5 – E9	100	±1	32	44	18	5	1	±3	76.0	±2.0	
<b>Officers</b>	100	±1	33	36	27	3	1	±3	70.0	±3.0	
O1 – O3	100	±1	34	34	28	2	1	±4	68.0	±4.0	
O4 – O6	100	±1	32	40	24	4	1	±3	71.0	±3.0	

Note. Percent responding are Service members who answered the question.

23. Continued	Percent Responding		Percentages					Max ME	Percentage Reporting Yes		
			1	2	3	4	5				
<b>FEMALES (CONTINUED)</b>											
Experienced USC	100	±1	27	33	28	7	5	±8	60.0	±8.0	
Not Experienced USC	100	±1	34	37	21	6	2	±2	70.0	±2.0	
Experienced SH	100	±1	28	38	27	5	2	±3	66.0	±3.0	
Not Experienced SH	100	±1	36	35	20	7	3	±2	70.0	±2.0	
Deployed Past 12 Months	100	±1	32	36	22	8	1	±3	69.0	±3.0	
Not Deployed Past 12 Months	100	±1	33	36	22	6	3	±2	69.0	±2.0	
Army Enlisted	100	±1	28	40	24	6	3	±3	67.0	±3.0	
E1 – E4	100	±1	28	28	30	10	5	±5	55.0	±5.0	
Army Officers	100	±1	33	36	29	2	0	±4	69.0	±4.0	
Navy Enlisted	100	±1	40	29	20	8	2	±4	69.0	±4.0	
E1 – E4	100	±0	41	24	22	7	5	±6	66.0	±6.0	
Navy Officers	100	±0	33	36	27	3	2	±6	69.0	±6.0	
Marine Corps Enlisted	100	±0	35	24	23	13	5	±10	59.0	±10.0	
E1 – E4	100	±0	39	15	26	14	7	±15	53.0	±14.0	
Marine Corps Officers	100	±0	32	39	18	5	NR	±9	72.0	±10.0	
Air Force Enlisted	100	±1	32	40	19	7	3	±4	72.0	±3.0	
E1 – E4	100	±1	35	30	21	10	5	±6	64.0	±6.0	
Air Force Officers	100	±1	34	37	25	4	1	±4	71.0	±4.0	
<b>MALES</b>											
Total	100	±1	33	38	18	9	2	±2	71.0	±2.0	
Army	100	±1	30	43	18	6	3	±3	73.0	±3.0	
Navy	100	±1	35	32	19	11	2	±3	67.0	±3.0	
Marine Corps	100	±1	41	33	11	12	2	±3	75.0	±3.0	
Air Force	100	±0	32	38	20	9	2	±2	70.0	±2.0	
Enlisted	100	±1	34	37	17	9	2	±2	71.0	±2.0	
E1 – E4	100	±1	36	27	21	12	4	±3	63.0	±3.0	
E5 – E9	100	±1	32	45	14	8	1	±2	77.0	±2.0	
Officers	100	±1	32	40	20	7	1	±2	72.0	±2.0	
O1 – O3	100	±0	32	40	20	7	1	±3	73.0	±2.0	
O4 – O6	100	±1	32	37	23	7	1	±2	69.0	±2.0	
Experienced USC	100	±0	29	28	31	9	2	±13	58.0	±12.0	
Not Experienced USC	100	±1	34	38	17	9	2	±2	72.0	±2.0	
Experienced SH	100	±1	23	36	28	9	4	±6	59.0	±6.0	
Not Experienced SH	100	±1	34	38	17	9	2	±2	72.0	±2.0	
Deployed Past 12 Months	100	±1	32	38	17	10	2	±2	71.0	±2.0	
Not Deployed Past 12 Months	100	±1	34	37	18	8	2	±2	71.0	±2.0	
Army Enlisted	100	±1	30	43	17	6	3	±3	73.0	±3.0	
E1 – E4	100	±1	30	34	23	7	6	±5	64.0	±5.0	
Army Officers	100	±1	32	44	19	5	1	±3	75.0	±2.0	
Navy Enlisted	100	±1	36	31	20	12	2	±3	67.0	±3.0	
E1 – E4	100	±0	38	20	26	14	2	±6	58.0	±6.0	
Navy Officers	100	±1	31	40	19	9	1	±3	71.0	±3.0	
Marine Corps Enlisted	100	±1	42	32	11	12	2	±4	75.0	±3.0	
E1 – E4	100	±1	48	22	12	14	3	±5	71.0	±5.0	
Marine Corps Officers	100	±0	34	41	15	9	1	±5	75.0	±5.0	
Air Force Enlisted	100	±0	31	39	18	10	2	±3	70.0	±3.0	
E1 – E4	100	±0	33	27	21	14	3	±5	61.0	±5.0	
Air Force Officers	100	±1	33	35	25	6	1	±3	68.0	±3.0	

NR: Not reportable

**24. How much do you agree or disagree with the following statements about the people you work with at your workplace?**

**a. There is very little conflict among your coworkers.**

1. Strongly disagree  
4. Agree

2. Disagree  
5. Strongly agree

3. Neither agree nor disagree

	Percent Responding		Percentages					Max ME	Average Agreement		
			1	2	3	4	5				
<b>TOTAL</b>	100	±1	5	16	21	44	14	±2	3.5	±0.1	
<b>Army</b>	100	±1	6	16	22	43	13	±3	3.4	±0.1	
<b>Navy</b>	100	±1	5	18	21	43	13	±3	3.4	±0.1	
<b>Marine Corps</b>	100	±1	5	14	22	43	15	±3	3.5	±0.1	
<b>Air Force</b>	100	±1	4	15	19	46	17	±2	3.6	±0.1	
<b>PAYGRADE</b>											
<b>Enlisted</b>	100	±1	6	17	22	42	13	±2	3.4	±0.1	
<b>E1 – E4</b>	100	±1	8	19	25	38	10	±3	3.2	±0.1	
E1 – E3	100	±1	8	19	25	38	10	±4	3.2	±0.1	
E4	100	±1	7	20	25	38	10	±3	3.2	±0.1	
<b>E5 – E9</b>	100	±1	4	15	20	45	16	±2	3.5	±0.1	
E5 – E6	100	±1	5	17	21	43	14	±2	3.4	±0.1	
E7 – E9	100	±1	2	11	16	49	22	±2	3.8	±0.1	
<b>Officers</b>	100	±1	2	11	16	54	18	±2	3.8	±0.1	
<b>W1 – W5</b>	100	±0	2	11	16	51	18	±4	3.7	±0.1	
<b>O1 – O3</b>	100	±1	2	12	17	53	16	±2	3.7	±0.1	
<b>O4 – O6</b>	100	±1	1	9	13	55	21	±2	3.9	±0.1	
<b>DEPLOYMENT</b>											
<b>Deployed Past 12 Months</b>	100	±1	5	17	21	43	12	±2	3.4	±0.1	
<b>Not Deployed Past 12 Months</b>	100	±1	5	15	21	44	15	±2	3.5	±0.1	
<b>RACE/ETHNICITY</b>											
<b>Non-Hispanic White</b>	100	±1	4	15	21	44	15	±2	3.5	±0.1	
<b>Total Minority</b>	100	±1	6	18	21	43	13	±2	3.4	±0.1	
Non-Hispanic Black	99	±1	6	17	20	43	13	±3	3.4	±0.1	
Hispanic	100	±0	5	18	20	42	14	±4	3.4	±0.1	
<b>EXPERIENCED BEHAVIORS</b>											
<b>Experienced USC</b>	100	±1	14	21	24	30	12	±8	3.0	±0.2	
<b>Not Experienced USC</b>	100	±1	5	16	21	44	15	±2	3.5	±0.1	
<b>Experienced SH</b>	100	±1	13	25	23	33	6	±4	2.9	±0.1	
<b>Not Experienced SH</b>	100	±1	4	15	21	45	15	±2	3.5	±0.1	
<b>FEMALES</b>											
<b>Total</b>	100	±1	8	20	21	39	11	±2	3.2	±0.1	
<b>Army</b>	100	±1	9	20	21	39	10	±3	3.2	±0.1	
<b>Navy</b>	100	±1	8	23	23	38	9	±3	3.2	±0.1	
<b>Marine Corps</b>	100	±0	12	21	23	33	11	±9	3.1	±0.3	
<b>Air Force</b>	100	±1	7	18	19	42	14	±3	3.4	±0.1	
<b>Enlisted</b>	100	±1	9	21	22	37	11	±2	3.2	±0.1	
E1 – E4	100	±1	12	22	26	31	9	±3	3.0	±0.1	
E5 – E9	100	±1	7	20	17	42	13	±3	3.3	±0.1	
<b>Officers</b>	100	±1	3	17	18	50	11	±3	3.5	±0.1	
O1 – O3	100	±1	4	18	19	51	9	±4	3.4	±0.1	
O4 – O6	100	±1	2	16	15	50	16	±3	3.6	±0.1	

Note. Percent responding are Service members who answered the question.



24a. Continued	Percent Responding		Percentages					Max ME	Average Agreement		
			1	2	3	4	5				
<b>FEMALES (CONTINUED)</b>											
Experienced USC	100	±1	18	27	24	25	7	±7	2.8	±0.2	
Not Experienced USC	100	±1	7	20	21	41	12	±2	3.3	±0.1	
Experienced SH	100	±1	14	27	22	31	6	±3	2.9	±0.1	
Not Experienced SH	100	±1	6	17	21	43	14	±2	3.4	±0.1	
Deployed Past 12 Months	100	±1	8	23	22	39	8	±3	3.2	±0.1	
Not Deployed Past 12 Months	100	±1	8	19	21	39	12	±2	3.3	±0.1	
Army Enlisted	100	±1	11	21	21	36	11	±3	3.1	±0.1	
E1 – E4	100	±1	13	23	24	30	9	±5	3.0	±0.1	
Army Officers	100	±1	3	18	21	49	9	±4	3.4	±0.1	
Navy Enlisted	100	±1	9	24	24	35	9	±4	3.1	±0.1	
E1 – E4	100	±1	10	22	32	28	7	±6	3.0	±0.2	
Navy Officers	100	±1	4	17	16	52	12	±6	3.5	±0.2	
Marine Corps Enlisted	100	±0	13	22	24	31	11	±10	3.0	±0.3	
E1 – E4	100	±0	18	26	25	23	8	±15	2.8	±0.4	
Marine Corps Officers	100	±1	2	17	16	51	15	±10	3.6	±0.2	
Air Force Enlisted	100	±1	8	18	19	41	14	±4	3.3	±0.1	
E1 – E4	100	±0	10	18	24	36	11	±6	3.2	±0.2	
Air Force Officers	100	±1	3	17	17	50	13	±4	3.5	±0.1	
<b>MALES</b>											
Total	100	±1	4	15	21	44	15	±2	3.5	±0.1	
Army	100	±1	5	16	22	44	13	±3	3.4	±0.1	
Navy	100	±1	5	17	21	44	14	±3	3.5	±0.1	
Marine Corps	100	±1	4	14	22	44	15	±3	3.5	±0.1	
Air Force	100	±1	3	14	19	47	17	±2	3.6	±0.1	
Enlisted	100	±1	5	17	22	42	14	±2	3.4	±0.1	
E1 – E4	100	±1	7	19	25	39	11	±3	3.3	±0.1	
E5 – E9	100	±1	4	15	20	45	16	±2	3.6	±0.1	
Officers	100	±1	1	10	15	54	20	±2	3.8	±0.1	
O1 – O3	100	±1	1	11	17	54	17	±3	3.8	±0.1	
O4 – O6	100	±1	1	8	13	55	22	±2	3.9	±0.1	
Experienced USC	100	±1	11	18	24	33	15	±12	3.2	±0.3	
Not Experienced USC	100	±1	4	15	21	45	15	±2	3.5	±0.1	
Experienced SH	100	±1	12	23	24	35	5	±6	3.0	±0.2	
Not Experienced SH	100	±1	4	15	21	45	15	±2	3.5	±0.1	
Deployed Past 12 Months	100	±1	5	17	21	44	13	±3	3.4	±0.1	
Not Deployed Past 12 Months	100	±1	4	14	21	45	16	±2	3.5	±0.1	
Army Enlisted	100	±1	6	17	23	42	12	±3	3.4	±0.1	
E1 – E4	100	±0	7	19	25	40	10	±6	3.3	±0.2	
Army Officers	100	±1	2	12	17	52	18	±3	3.7	±0.1	
Navy Enlisted	100	±1	6	18	22	42	13	±3	3.4	±0.1	
E1 – E4	100	±1	9	21	24	34	11	±6	3.2	±0.2	
Navy Officers	100	±1	1	10	14	54	21	±3	3.8	±0.1	
Marine Corps Enlisted	100	±1	5	15	24	42	15	±4	3.5	±0.1	
E1 – E4	99	±1	6	17	26	40	11	±5	3.3	±0.1	
Marine Corps Officers	100	±0	1	6	12	59	23	±5	4.0	±0.1	
Air Force Enlisted	100	±1	3	16	20	44	17	±3	3.6	±0.1	
E1 – E4	100	±0	4	19	24	42	11	±5	3.4	±0.1	
Air Force Officers	100	±1	1	8	14	56	20	±3	3.8	±0.1	

**24. How much do you agree or disagree with the following statements about the people you work with at your workplace?**  
**b. Your coworkers put in the effort required for their jobs.**

1. Strongly disagree  
4. Agree

2. Disagree  
5. Strongly agree

3. Neither agree nor disagree

	Percent Responding		Percentages					Max ME	Average Agreement		
			1	2	3	4	5				
<b>TOTAL</b>	99	±1	4	11	17	49	19	±2	3.7	±0.1	
<b>Army</b>	100	±1	4	11	19	48	18	±3	3.6	±0.1	
<b>Navy</b>	99	±1	4	13	18	50	16	±3	3.6	±0.1	
<b>Marine Corps</b>	99	±1	3	8	17	50	22	±3	3.8	±0.1	
<b>Air Force</b>	99	±1	3	10	16	51	21	±2	3.8	±0.1	
<b>PAYGRADE</b>											
<b>Enlisted</b>	99	±1	4	12	19	48	17	±2	3.6	±0.1	
<b>E1 – E4</b>	99	±1	6	13	21	44	16	±3	3.5	±0.1	
E1 – E3	99	±1	6	12	21	43	18	±4	3.5	±0.1	
E4	99	±1	5	14	22	45	14	±3	3.5	±0.1	
<b>E5 – E9</b>	99	±1	3	11	17	51	19	±2	3.7	±0.1	
E5 – E6	100	±1	3	13	18	49	17	±2	3.6	±0.1	
E7 – E9	99	±1	1	6	12	55	26	±2	4.0	±0.1	
<b>Officers</b>	99	±1	1	5	11	58	26	±2	4.0	±0.1	
<b>W1 – W5</b>	99	±1	1	6	13	57	22	±4	3.9	±0.1	
<b>O1 – O3</b>	99	±1	1	6	12	58	23	±2	4.0	±0.1	
<b>O4 – O6</b>	99	±1	1	4	9	57	30	±2	4.1	±0.1	
<b>DEPLOYMENT</b>											
<b>Deployed Past 12 Months</b>	100	±1	4	12	18	48	17	±2	3.6	±0.1	
<b>Not Deployed Past 12 Months</b>	99	±1	4	10	17	50	20	±2	3.7	±0.1	
<b>RACE/ETHNICITY</b>											
<b>Non-Hispanic White</b>	99	±1	3	11	17	49	20	±2	3.7	±0.1	
<b>Total Minority</b>	99	±1	4	10	18	51	17	±2	3.7	±0.1	
Non-Hispanic Black	99	±1	4	9	17	53	17	±3	3.7	±0.1	
Hispanic	99	±1	4	11	18	49	18	±4	3.7	±0.1	
<b>EXPERIENCED BEHAVIORS</b>											
<b>Experienced USC</b>	99	±2	10	13	26	37	14	±8	3.3	±0.2	
<b>Not Experienced USC</b>	99	±1	3	11	17	50	19	±2	3.7	±0.1	
<b>Experienced SH</b>	99	±1	10	18	22	41	9	±4	3.2	±0.1	
<b>Not Experienced SH</b>	99	±1	3	10	17	50	20	±2	3.7	±0.1	
<b>FEMALES</b>											
<b>Total</b>	99	±1	5	14	19	47	15	±2	3.5	±0.1	
<b>Army</b>	99	±1	5	13	20	47	14	±3	3.5	±0.1	
<b>Navy</b>	99	±1	5	16	20	47	12	±3	3.4	±0.1	
<b>Marine Corps</b>	99	±1	9	12	17	43	19	±10	3.5	±0.3	
<b>Air Force</b>	99	±1	4	13	18	48	18	±3	3.6	±0.1	
<b>Enlisted</b>	99	±1	6	15	21	45	14	±2	3.5	±0.1	
E1 – E4	99	±1	7	15	24	43	12	±3	3.4	±0.1	
E5 – E9	99	±1	4	15	18	47	16	±3	3.6	±0.1	
<b>Officers</b>	99	±1	2	9	12	57	19	±3	3.8	±0.1	
O1 – O3	99	±1	3	10	13	59	15	±4	3.7	±0.1	
O4 – O6	99	±1	2	6	10	57	26	±3	4.0	±0.1	

Note. Percent responding are Service members who answered the question.

24b. Continued	Percent Responding		Percentages					Max ME	Average Agreement		
			1	2	3	4	5				
<b>FEMALES (CONTINUED)</b>											
Experienced USC	99	±1	13	18	20	36	13	±9	3.2	±0.2	
Not Experienced USC	99	±1	4	13	19	48	15	±2	3.6	±0.1	
Experienced SH	100	±1	9	19	22	40	10	±3	3.2	±0.1	
Not Experienced SH	99	±1	3	11	18	51	18	±2	3.7	±0.1	
Deployed Past 12 Months	99	±1	6	13	20	48	14	±3	3.5	±0.1	
Not Deployed Past 12 Months	99	±1	5	14	19	47	16	±2	3.5	±0.1	
Army Enlisted	99	±1	6	14	22	44	14	±3	3.5	±0.1	
E1 – E4	99	±1	7	15	26	39	12	±5	3.3	±0.1	
Army Officers	99	±1	3	10	13	59	16	±4	3.7	±0.1	
Navy Enlisted	100	±1	5	17	22	45	11	±4	3.4	±0.1	
E1 – E4	100	±1	6	15	27	43	9	±6	3.3	±0.1	
Navy Officers	99	±1	3	10	11	59	17	±6	3.8	±0.2	
Marine Corps Enlisted	99	±1	10	12	17	42	18	±11	3.5	±0.3	
E1 – E4	99	±1	15	13	18	38	16	±16	3.3	±0.5	
Marine Corps Officers	99	±1	0	13	12	49	26	±12	3.9	±0.2	
Air Force Enlisted	99	±2	5	14	19	46	16	±4	3.6	±0.1	
E1 – E4	98	±3	5	14	21	48	12	±6	3.5	±0.1	
Air Force Officers	99	±1	1	7	13	56	23	±4	3.9	±0.1	
<b>MALES</b>											
Total	99	±1	3	10	17	50	19	±2	3.7	±0.1	
Army	100	±1	4	11	18	48	18	±3	3.7	±0.1	
Navy	99	±1	4	12	17	50	17	±3	3.6	±0.1	
Marine Corps	99	±1	2	8	17	51	22	±3	3.8	±0.1	
Air Force	99	±1	2	9	15	51	22	±2	3.8	±0.1	
Enlisted	99	±1	4	12	19	48	18	±2	3.6	±0.1	
E1 – E4	99	±1	5	13	21	44	16	±3	3.5	±0.1	
E5 – E9	99	±1	3	10	17	51	19	±2	3.7	±0.1	
Officers	99	±1	1	4	10	58	27	±2	4.1	±0.1	
O1 – O3	99	±1	1	5	11	58	25	±3	4.0	±0.1	
O4 – O6	99	±1	1	3	8	57	30	±2	4.1	±0.1	
Experienced USC	98	±3	8	10	30	38	14	±12	3.4	±0.3	
Not Experienced USC	99	±1	3	10	17	50	20	±2	3.7	±0.1	
Experienced SH	99	±2	10	16	23	43	9	±6	3.2	±0.2	
Not Experienced SH	99	±1	3	10	17	50	20	±2	3.7	±0.1	
Deployed Past 12 Months	100	±1	3	12	18	48	18	±3	3.6	±0.1	
Not Deployed Past 12 Months	99	±1	3	9	16	51	20	±2	3.8	±0.1	
Army Enlisted	100	±1	5	12	20	46	17	±3	3.6	±0.1	
E1 – E4	100	±1	7	14	21	42	16	±6	3.5	±0.2	
Army Officers	99	±1	1	5	13	57	24	±3	4.0	±0.1	
Navy Enlisted	99	±1	4	14	19	49	15	±3	3.6	±0.1	
E1 – E4	99	±1	6	15	23	41	15	±6	3.4	±0.2	
Navy Officers	99	±1	1	4	10	58	26	±3	4.1	±0.1	
Marine Corps Enlisted	99	±1	3	8	18	50	21	±4	3.8	±0.1	
E1 – E4	99	±1	3	10	19	50	18	±5	3.7	±0.1	
Marine Corps Officers	99	±1	1	3	6	58	33	±5	4.2	±0.1	
Air Force Enlisted	99	±1	3	10	17	50	20	±3	3.7	±0.1	
E1 – E4	98	±2	4	12	21	46	16	±5	3.6	±0.1	
Air Force Officers	100	±1	1	4	8	57	30	±3	4.1	±0.1	

**24. How much do you agree or disagree with the following statements about the people you work with at your workplace?****c. The people in your work group tend to get along.**1. Strongly disagree  
4. Agree2. Disagree  
5. Strongly agree

3. Neither agree nor disagree

	Percent Responding		Percentages					Max ME	Average Agreement		
			1	2	3	4	5				
<b>TOTAL</b>	99	±1	2	6	16	57	19	±2	3.9	±0.1	
<b>Army</b>	100	±1	3	7	18	56	17	±3	3.8	±0.1	
<b>Navy</b>	99	±1	2	5	17	58	18	±3	3.8	±0.1	
<b>Marine Corps</b>	100	±1	1	4	16	57	21	±3	3.9	±0.1	
<b>Air Force</b>	99	±1	2	5	13	59	21	±2	3.9	±0.1	
<b>PAYGRADE</b>											
<b>Enlisted</b>	99	±1	2	6	18	56	18	±2	3.8	±0.1	
<b>E1 – E4</b>	99	±1	3	7	21	54	15	±3	3.7	±0.1	
E1 – E3	100	±1	4	6	21	54	15	±4	3.7	±0.1	
E4	99	±1	3	8	21	53	15	±3	3.7	±0.1	
<b>E5 – E9</b>	99	±1	2	6	15	58	20	±2	3.9	±0.1	
E5 – E6	99	±1	2	7	16	57	18	±2	3.8	±0.1	
E7 – E9	100	±1	1	3	10	60	26	±2	4.1	±0.1	
<b>Officers</b>	100	±1	0	3	8	65	24	±2	4.1	±0.1	
<b>W1 – W5</b>	100	±1	1	4	11	63	23	±4	4.0	±0.1	
<b>O1 – O3</b>	100	±1	0	3	9	66	22	±2	4.1	±0.1	
<b>O4 – O6</b>	99	±1	0	2	6	63	28	±2	4.2	±0.1	
<b>DEPLOYMENT</b>											
<b>Deployed Past 12 Months</b>	100	±1	2	6	17	57	17	±2	3.8	±0.1	
<b>Not Deployed Past 12 Months</b>	99	±1	2	6	15	58	19	±2	3.9	±0.1	
<b>RACE/ETHNICITY</b>											
<b>Non-Hispanic White</b>	99	±1	2	5	15	59	20	±2	3.9	±0.1	
<b>Total Minority</b>	99	±1	3	7	18	56	17	±2	3.8	±0.1	
Non-Hispanic Black	99	±1	3	7	17	56	18	±3	3.8	±0.1	
Hispanic	100	±1	2	7	19	54	18	±4	3.8	±0.1	
<b>EXPERIENCED BEHAVIORS</b>											
<b>Experienced USC</b>	100	±1	5	13	25	42	15	±8	3.5	±0.2	
<b>Not Experienced USC</b>	99	±1	2	5	15	58	19	±2	3.9	±0.1	
<b>Experienced SH</b>	100	±1	6	13	24	48	9	±4	3.4	±0.1	
<b>Not Experienced SH</b>	99	±1	2	5	15	59	20	±2	3.9	±0.1	
<b>FEMALES</b>											
<b>Total</b>	99	±1	4	9	18	54	15	±2	3.7	±0.1	
<b>Army</b>	99	±1	5	11	20	51	14	±3	3.6	±0.1	
<b>Navy</b>	100	±1	4	9	20	53	13	±3	3.6	±0.1	
<b>Marine Corps</b>	100	±1	1	7	23	54	15	±8	3.7	±0.2	
<b>Air Force</b>	100	±1	2	9	15	57	18	±3	3.8	±0.1	
<b>Enlisted</b>	100	±1	4	10	20	51	15	±2	3.6	±0.1	
E1 – E4	100	±1	5	11	24	47	12	±3	3.5	±0.1	
E5 – E9	99	±1	3	9	16	55	17	±3	3.7	±0.1	
<b>Officers</b>	99	±1	1	6	12	64	17	±3	3.9	±0.1	
O1 – O3	99	±1	1	7	12	66	15	±4	3.9	±0.1	
O4 – O6	100	±1	1	4	11	61	22	±3	4.0	±0.1	

Note. Percent responding are Service members who answered the question.

24c. Continued	Percent Responding		Percentages					Max ME	Average Agreement		
			1	2	3	4	5				
<b>FEMALES (CONTINUED)</b>											
Experienced USC	99	±1	6	14	28	40	12	±8	3.4	±0.2	
Not Experienced USC	99	±1	3	9	18	55	16	±2	3.7	±0.1	
Experienced SH	100	±1	6	14	23	48	9	±3	3.4	±0.1	
Not Experienced SH	99	±1	2	7	16	56	18	±2	3.8	±0.1	
Deployed Past 12 Months	99	±1	5	11	20	51	14	±3	3.6	±0.1	
Not Deployed Past 12 Months	100	±1	3	9	18	54	15	±2	3.7	±0.1	
Army Enlisted	99	±1	5	12	21	48	14	±3	3.5	±0.1	
E1 – E4	99	±1	6	15	24	42	13	±5	3.4	±0.1	
Army Officers	99	±1	1	6	16	64	14	±4	3.8	±0.1	
Navy Enlisted	100	±1	5	10	22	51	12	±4	3.6	±0.1	
E1 – E4	99	±1	6	9	27	47	11	±6	3.5	±0.1	
Navy Officers	99	±1	1	6	11	64	17	±6	3.9	±0.1	
Marine Corps Enlisted	100	±1	1	8	24	53	14	±9	3.7	±0.2	
E1 – E4	100	±1	2	9	28	51	10	±14	3.6	±0.3	
Marine Corps Officers	99	±1	1	6	11	62	20	±11	3.9	±0.2	
Air Force Enlisted	100	±1	3	9	16	55	17	±4	3.7	±0.1	
E1 – E4	100	±1	3	9	22	52	14	±6	3.6	±0.1	
Air Force Officers	100	±1	0	6	10	63	20	±4	4.0	±0.1	
<b>MALES</b>											
Total	99	±1	2	5	16	58	19	±2	3.9	±0.1	
Army	100	±1	2	6	17	57	18	±3	3.8	±0.1	
Navy	99	±1	2	5	16	59	18	±3	3.9	±0.1	
Marine Corps	100	±1	1	4	16	58	21	±3	3.9	±0.1	
Air Force	99	±1	1	4	12	60	22	±2	4.0	±0.1	
Enlisted	99	±1	2	6	17	57	18	±2	3.8	±0.1	
E1 – E4	99	±1	3	6	21	55	15	±3	3.7	±0.1	
E5 – E9	99	±1	2	5	15	58	20	±2	3.9	±0.1	
Officers	100	±1	0	2	7	65	26	±2	4.1	±0.1	
O1 – O3	100	±1	0	2	8	66	23	±2	4.1	±0.1	
O4 – O6	99	±1	0	2	6	63	29	±2	4.2	±0.1	
Experienced USC	100	±1	4	12	23	44	17	±13	3.6	±0.3	
Not Experienced USC	99	±1	2	5	15	59	20	±2	3.9	±0.1	
Experienced SH	100	±1	6	11	24	48	10	±6	3.4	±0.2	
Not Experienced SH	99	±1	1	5	15	59	20	±2	3.9	±0.1	
Deployed Past 12 Months	100	±1	2	5	17	58	18	±3	3.9	±0.1	
Not Deployed Past 12 Months	99	±1	2	5	15	58	20	±2	3.9	±0.1	
Army Enlisted	100	±1	3	7	19	55	16	±3	3.8	±0.1	
E1 – E4	100	±0	3	8	22	53	14	±6	3.7	±0.1	
Army Officers	100	±1	0	3	9	65	22	±2	4.1	±0.1	
Navy Enlisted	99	±1	2	5	18	58	17	±3	3.8	±0.1	
E1 – E4	98	±2	3	5	22	53	16	±6	3.7	±0.2	
Navy Officers	100	±1	0	2	6	66	26	±3	4.2	±0.1	
Marine Corps Enlisted	100	±1	1	4	17	57	20	±4	3.9	±0.1	
E1 – E4	100	±1	2	6	19	58	15	±5	3.8	±0.1	
Marine Corps Officers	100	±1	0	1	5	60	33	±5	4.3	±0.1	
Air Force Enlisted	99	±1	2	5	14	58	21	±3	3.9	±0.1	
E1 – E4	100	±1	2	5	19	56	17	±5	3.8	±0.1	
Air Force Officers	100	±1	0	2	6	65	27	±3	4.2	±0.1	

**24. How much do you agree or disagree with the following statements about the people you work with at your workplace?**  
**d. The people in your work group are willing to help each other.**

1. Strongly disagree  
4. Agree

2. Disagree  
5. Strongly agree

3. Neither agree nor disagree

	Percent Responding		Percentages					Max ME	Average Agreement		
			1	2	3	4	5				
<b>TOTAL</b>	100	±1	2	7	17	52	22	±2	3.8	±0.1	
<b>Army</b>	100	±1	3	7	18	52	20	±3	3.8	±0.1	
<b>Navy</b>	100	±1	3	7	19	52	19	±3	3.8	±0.1	
<b>Marine Corps</b>	100	±1	1	5	16	53	25	±3	3.9	±0.1	
<b>Air Force</b>	100	±1	2	7	15	53	24	±2	3.9	±0.1	
<b>PAYGRADE</b>											
<b>Enlisted</b>	100	±1	3	8	19	51	20	±2	3.8	±0.1	
<b>E1 – E4</b>	100	±1	3	8	21	49	18	±3	3.7	±0.1	
E1 – E3	100	±1	4	8	20	48	21	±4	3.7	±0.1	
E4	100	±1	3	9	22	50	16	±3	3.7	±0.1	
<b>E5 – E9</b>	100	±1	2	7	17	53	22	±2	3.8	±0.1	
E5 – E6	100	±1	2	8	19	51	20	±2	3.8	±0.1	
E7 – E9	100	±1	1	4	11	56	28	±2	4.1	±0.1	
<b>Officers</b>	100	±1	0	3	9	59	29	±2	4.1	±0.1	
<b>W1 – W5</b>	100	±1	1	3	13	58	25	±4	4.0	±0.1	
<b>O1 – O3</b>	100	±1	0	3	10	60	26	±2	4.1	±0.1	
<b>O4 – O6</b>	99	±1	0	2	7	58	33	±2	4.2	±0.1	
<b>DEPLOYMENT</b>											
<b>Deployed Past 12 Months</b>	100	±1	2	7	19	51	20	±2	3.8	±0.1	
<b>Not Deployed Past 12 Months</b>	100	±1	2	6	16	53	23	±2	3.9	±0.1	
<b>RACE/ETHNICITY</b>											
<b>Non-Hispanic White</b>	100	±1	2	6	16	53	23	±2	3.9	±0.1	
<b>Total Minority</b>	100	±1	3	7	19	51	20	±2	3.8	±0.1	
Non-Hispanic Black	99	±1	3	6	18	52	20	±3	3.8	±0.1	
Hispanic	100	±1	3	9	19	48	21	±4	3.8	±0.1	
<b>EXPERIENCED BEHAVIORS</b>											
<b>Experienced USC</b>	100	±1	6	11	31	38	14	±8	3.4	±0.2	
<b>Not Experienced USC</b>	100	±1	2	6	16	53	22	±2	3.9	±0.1	
<b>Experienced SH</b>	100	±1	7	13	26	43	10	±4	3.4	±0.1	
<b>Not Experienced SH</b>	100	±1	2	6	16	53	23	±2	3.9	±0.1	
<b>FEMALES</b>											
<b>Total</b>	100	±1	4	9	21	50	16	±2	3.6	±0.1	
<b>Army</b>	100	±1	5	10	21	48	15	±3	3.6	±0.1	
<b>Navy</b>	100	±1	4	11	22	49	13	±3	3.6	±0.1	
<b>Marine Corps</b>	100	±1	3	6	26	46	19	±9	3.7	±0.2	
<b>Air Force</b>	100	±1	3	8	18	51	19	±3	3.8	±0.1	
<b>Enlisted</b>	100	±1	5	10	23	47	16	±2	3.6	±0.1	
E1 – E4	100	±1	5	11	26	44	13	±3	3.5	±0.1	
E5 – E9	100	±1	4	9	19	50	18	±3	3.7	±0.1	
<b>Officers</b>	99	±1	1	5	13	61	20	±3	3.9	±0.1	
O1 – O3	99	±1	1	6	13	63	17	±4	3.9	±0.1	
O4 – O6	100	±1	1	3	11	58	27	±3	4.1	±0.1	

Note. Percent responding are Service members who answered the question.

24d. Continued	Percent Responding		Percentages					Max ME	Average Agreement		
			1	2	3	4	5				
<b>FEMALES (CONTINUED)</b>											
Experienced USC	100	±1	8	15	29	37	11	±8	3.3	±0.2	
Not Experienced USC	100	±1	3	9	20	51	17	±2	3.7	±0.1	
Experienced SH	100	±1	8	15	24	44	9	±3	3.3	±0.1	
Not Experienced SH	100	±1	2	7	19	52	20	±2	3.8	±0.1	
Deployed Past 12 Months	100	±1	5	11	22	47	14	±3	3.5	±0.1	
Not Deployed Past 12 Months	100	±1	4	9	20	50	17	±2	3.7	±0.1	
Army Enlisted	100	±1	6	11	23	45	15	±3	3.5	±0.1	
E1 – E4	100	±1	8	12	28	39	13	±5	3.4	±0.2	
Army Officers	100	±1	2	6	13	63	16	±4	3.9	±0.1	
Navy Enlisted	99	±1	4	12	24	47	12	±4	3.5	±0.1	
E1 – E4	100	±1	4	14	27	45	10	±6	3.4	±0.1	
Navy Officers	100	±1	1	6	13	61	20	±6	3.9	±0.1	
Marine Corps Enlisted	100	±1	3	7	27	46	18	±9	3.7	±0.2	
E1 – E4	100	±0	3	7	29	45	15	±15	3.6	±0.3	
Marine Corps Officers	99	±1	1	5	15	53	26	±12	4.0	±0.2	
Air Force Enlisted	100	±1	4	9	20	49	18	±4	3.7	±0.1	
E1 – E4	100	±1	4	10	22	48	15	±6	3.6	±0.1	
Air Force Officers	99	±1	0	4	12	60	24	±4	4.0	±0.1	
<b>MALES</b>											
Total	100	±1	2	6	16	53	23	±2	3.9	±0.1	
Army	100	±1	2	7	17	53	21	±3	3.8	±0.1	
Navy	100	±1	2	6	18	52	21	±3	3.8	±0.1	
Marine Corps	100	±1	1	5	15	53	26	±3	4.0	±0.1	
Air Force	100	±1	2	6	14	53	25	±2	3.9	±0.1	
Enlisted	100	±1	2	7	18	52	21	±2	3.8	±0.1	
E1 – E4	100	±1	3	8	20	50	19	±3	3.7	±0.1	
E5 – E9	100	±1	2	6	16	53	22	±2	3.9	±0.1	
Officers	100	±1	0	2	8	58	31	±2	4.2	±0.1	
O1 – O3	100	±1	0	3	10	59	29	±3	4.1	±0.1	
O4 – O6	99	±1	0	1	6	58	34	±2	4.2	±0.1	
Experienced USC	100	±0	6	9	33	38	15	±13	3.5	±0.3	
Not Experienced USC	100	±1	2	6	16	53	23	±2	3.9	±0.1	
Experienced SH	100	±1	6	12	28	43	12	±6	3.4	±0.2	
Not Experienced SH	100	±1	2	6	16	53	23	±2	3.9	±0.1	
Deployed Past 12 Months	100	±1	2	7	19	52	20	±3	3.8	±0.1	
Not Deployed Past 12 Months	100	±1	2	6	15	53	24	±2	3.9	±0.1	
Army Enlisted	100	±1	3	7	19	52	20	±3	3.8	±0.1	
E1 – E4	100	±0	3	8	19	52	17	±6	3.7	±0.1	
Army Officers	100	±1	0	3	11	60	26	±3	4.1	±0.1	
Navy Enlisted	100	±1	3	7	20	51	19	±3	3.8	±0.1	
E1 – E4	100	±1	4	9	25	42	19	±6	3.6	±0.2	
Navy Officers	100	±1	0	2	8	59	31	±3	4.2	±0.1	
Marine Corps Enlisted	100	±1	1	6	16	53	24	±4	3.9	±0.1	
E1 – E4	100	±1	2	6	16	55	20	±5	3.9	±0.1	
Marine Corps Officers	100	±1	0	2	6	53	39	±5	4.3	±0.1	
Air Force Enlisted	100	±1	2	8	16	51	23	±3	3.9	±0.1	
E1 – E4	100	±1	3	9	20	49	19	±5	3.7	±0.1	
Air Force Officers	100	±1	0	2	6	58	34	±3	4.2	±0.1	

**24. How much do you agree or disagree with the following statements about the people you work with at your workplace?  
e. You are satisfied with the relationships you have with your coworkers.**

1. Strongly disagree                      2. Disagree                                      3. Neither agree nor disagree  
4. Agree                                      5. Strongly agree

	Percent Responding		Percentages					Max ME	Average Agreement		
			1	2	3	4	5				
<b>TOTAL</b>	100	±1	3	6	17	53	22	±2	3.8	±0.1	
<b>Army</b>	100	±1	3	6	19	52	20	±3	3.8	±0.1	
<b>Navy</b>	100	±1	3	7	18	53	19	±3	3.8	±0.1	
<b>Marine Corps</b>	99	±1	2	5	17	52	24	±3	3.9	±0.1	
<b>Air Force</b>	100	±1	2	5	14	53	25	±2	3.9	±0.1	
<b>PAYGRADE</b>											
<b>Enlisted</b>	100	±1	3	7	19	51	20	±2	3.8	±0.1	
<b>E1 – E4</b>	100	±1	4	7	22	50	18	±3	3.7	±0.1	
E1 – E3	100	±1	5	5	20	50	20	±4	3.7	±0.1	
E4	100	±1	3	8	23	49	17	±3	3.7	±0.1	
<b>E5 – E9</b>	100	±1	2	6	16	53	22	±2	3.9	±0.1	
E5 – E6	99	±1	3	7	18	52	20	±2	3.8	±0.1	
E7 – E9	100	±1	1	4	10	56	28	±2	4.1	±0.1	
<b>Officers</b>	100	±1	1	3	9	59	28	±2	4.1	±0.1	
<b>W1 – W5</b>	100	±1	1	4	13	58	25	±4	4.0	±0.1	
<b>O1 – O3</b>	100	±1	1	4	11	59	26	±2	4.1	±0.1	
<b>O4 – O6</b>	100	±1	1	2	7	58	32	±2	4.2	±0.1	
<b>DEPLOYMENT</b>											
<b>Deployed Past 12 Months</b>	100	±1	3	7	19	52	19	±2	3.8	±0.1	
<b>Not Deployed Past 12 Months</b>	100	±1	3	6	16	53	23	±2	3.9	±0.1	
<b>RACE/ETHNICITY</b>											
<b>Non-Hispanic White</b>	100	±1	2	6	16	53	23	±2	3.9	±0.1	
<b>Total Minority</b>	99	±1	3	6	19	52	20	±2	3.8	±0.1	
Non-Hispanic Black	99	±1	3	6	18	53	20	±3	3.8	±0.1	
Hispanic	100	±1	3	6	19	50	21	±4	3.8	±0.1	
<b>EXPERIENCED BEHAVIORS</b>											
<b>Experienced USC</b>	100	±1	7	10	31	38	15	±8	3.4	±0.2	
<b>Not Experienced USC</b>	100	±1	2	6	16	53	22	±2	3.9	±0.1	
<b>Experienced SH</b>	99	±1	7	13	26	42	12	±4	3.4	±0.1	
<b>Not Experienced SH</b>	100	±1	2	5	16	54	23	±2	3.9	±0.1	
<b>FEMALES</b>											
<b>Total</b>	100	±1	5	9	21	49	16	±2	3.6	±0.1	
<b>Army</b>	99	±1	6	9	22	47	15	±3	3.6	±0.1	
<b>Navy</b>	100	±1	4	11	22	50	14	±3	3.6	±0.1	
<b>Marine Corps</b>	100	±1	8	7	27	41	17	±9	3.5	±0.3	
<b>Air Force</b>	100	±1	4	8	17	52	20	±3	3.8	±0.1	
<b>Enlisted</b>	100	±1	6	10	22	47	16	±2	3.6	±0.1	
<b>E1 – E4</b>	100	±1	7	10	26	43	14	±3	3.5	±0.1	
<b>E5 – E9</b>	100	±1	4	9	19	51	18	±3	3.7	±0.1	
<b>Officers</b>	99	±1	1	6	14	59	19	±3	3.9	±0.1	
<b>O1 – O3</b>	99	±1	1	7	15	60	17	±4	3.8	±0.1	
<b>O4 – O6</b>	100	±1	1	4	12	59	24	±3	4.0	±0.1	

Note. Percent responding are Service members who answered the question.



24e. Continued	Percent Responding		Percentages					Max ME	Average Agreement		
			1	2	3	4	5				
<b>FEMALES (CONTINUED)</b>											
Experienced USC	99	±1	12	13	31	32	11	±8	3.2	±0.2	
Not Experienced USC	100	±1	4	8	20	51	17	±2	3.7	±0.1	
Experienced SH	100	±1	9	14	27	40	10	±3	3.3	±0.1	
Not Experienced SH	100	±1	3	6	18	53	20	±2	3.8	±0.1	
Deployed Past 12 Months	100	±1	6	11	24	44	16	±3	3.5	±0.1	
Not Deployed Past 12 Months	100	±1	4	8	20	51	17	±2	3.7	±0.1	
Army Enlisted	99	±1	7	10	24	44	15	±3	3.5	±0.1	
E1 – E4	99	±1	9	12	28	38	14	±4	3.4	±0.2	
Army Officers	99	±1	2	5	17	60	16	±4	3.8	±0.1	
Navy Enlisted	100	±1	4	11	25	48	13	±4	3.5	±0.1	
E1 – E4	100	±1	4	11	29	45	10	±6	3.5	±0.1	
Navy Officers	100	±1	2	11	9	59	19	±6	3.8	±0.2	
Marine Corps Enlisted	100	±1	9	7	28	38	18	±10	3.5	±0.3	
E1 – E4	100	±1	13	7	33	31	15	±16	3.3	±0.4	
Marine Corps Officers	99	±1	2	6	13	63	16	±7	3.9	±0.1	
Air Force Enlisted	100	±1	4	8	18	50	19	±4	3.7	±0.1	
E1 – E4	99	±1	6	8	21	49	16	±6	3.6	±0.1	
Air Force Officers	99	±1	1	5	13	59	23	±4	4.0	±0.1	
<b>MALES</b>											
Total	100	±1	2	6	16	53	23	±2	3.9	±0.1	
Army	100	±1	3	6	18	53	21	±3	3.8	±0.1	
Navy	100	±1	2	6	17	54	20	±3	3.8	±0.1	
Marine Corps	99	±1	2	5	16	53	25	±3	3.9	±0.1	
Air Force	100	±1	2	5	14	53	26	±2	4.0	±0.1	
Enlisted	100	±1	3	6	18	52	21	±2	3.8	±0.1	
E1 – E4	100	±1	3	6	21	51	19	±3	3.8	±0.1	
E5 – E9	100	±1	2	6	16	53	23	±2	3.9	±0.1	
Officers	100	±1	1	3	8	59	30	±2	4.1	±0.1	
O1 – O3	100	±1	0	3	10	59	28	±3	4.1	±0.1	
O4 – O6	100	±1	1	2	6	58	33	±2	4.2	±0.1	
Experienced USC	100	±1	3	7	31	41	17	±13	3.6	±0.3	
Not Experienced USC	100	±1	2	5	16	54	23	±2	3.9	±0.1	
Experienced SH	99	±2	5	12	25	45	14	±6	3.5	±0.2	
Not Experienced SH	100	±1	2	5	16	54	23	±2	3.9	±0.1	
Deployed Past 12 Months	100	±1	2	6	18	53	20	±3	3.8	±0.1	
Not Deployed Past 12 Months	100	±1	2	5	15	53	24	±2	3.9	±0.1	
Army Enlisted	100	±1	3	6	19	51	20	±3	3.8	±0.1	
E1 – E4	100	±0	4	5	23	50	17	±6	3.7	±0.1	
Army Officers	100	±1	1	4	11	59	26	±3	4.1	±0.1	
Navy Enlisted	100	±1	3	7	19	53	18	±3	3.8	±0.1	
E1 – E4	99	±1	4	9	21	49	17	±6	3.7	±0.2	
Navy Officers	100	±1	1	2	6	61	31	±3	4.2	±0.1	
Marine Corps Enlisted	99	±1	2	5	17	52	23	±4	3.9	±0.1	
E1 – E4	99	±2	2	6	18	55	20	±5	3.8	±0.1	
Marine Corps Officers	100	±1	0	1	6	57	34	±5	4.2	±0.1	
Air Force Enlisted	100	±1	2	5	15	53	25	±3	3.9	±0.1	
E1 – E4	100	±0	3	7	19	50	21	±5	3.8	±0.1	
Air Force Officers	99	±1	1	2	7	57	32	±3	4.2	±0.1	

**24. How much do you agree or disagree with the following statements about the people you work with at your workplace?**

**f. You put more effort into your job than your coworkers do.**

1. Strongly disagree  
4. Agree

2. Disagree  
5. Strongly agree

3. Neither agree nor disagree

	Percent Responding		Percentages					Max ME	Average Agreement		
			1	2	3	4	5				
<b>TOTAL</b>	100	±1	2	11	45	25	16	±2	3.4	±0.1	
<b>Army</b>	100	±1	2	10	45	25	17	±3	3.4	±0.1	
<b>Navy</b>	100	±1	2	11	43	25	18	±3	3.5	±0.1	
<b>Marine Corps</b>	100	±1	3	11	48	24	15	±3	3.4	±0.1	
<b>Air Force</b>	100	±1	2	13	46	26	13	±2	3.3	±0.1	
<b>PAYGRADE</b>											
<b>Enlisted</b>	100	±1	2	10	45	25	17	±2	3.4	±0.1	
<b>E1 – E4</b>	100	±1	2	9	47	25	18	±3	3.5	±0.1	
E1 – E3	100	±1	2	10	49	24	16	±4	3.4	±0.1	
E4	100	±1	2	8	46	26	19	±3	3.5	±0.1	
<b>E5 – E9</b>	100	±1	3	12	43	26	17	±2	3.4	±0.1	
E5 – E6	100	±1	3	11	43	26	18	±2	3.5	±0.1	
E7 – E9	100	±1	4	15	45	24	13	±2	3.3	±0.1	
<b>Officers</b>	100	±1	3	15	47	23	12	±2	3.3	±0.1	
<b>W1 – W5</b>	100	±1	2	12	49	24	12	±4	3.3	±0.1	
<b>O1 – O3</b>	100	±1	2	14	48	24	12	±2	3.3	±0.1	
<b>O4 – O6</b>	100	±1	3	18	46	22	11	±2	3.2	±0.1	
<b>DEPLOYMENT</b>											
<b>Deployed Past 12 Months</b>	100	±1	2	9	44	26	19	±2	3.5	±0.1	
<b>Not Deployed Past 12 Months</b>	100	±1	3	12	46	24	15	±2	3.4	±0.1	
<b>RACE/ETHNICITY</b>											
<b>Non-Hispanic White</b>	100	±1	2	12	45	25	16	±2	3.4	±0.1	
<b>Total Minority</b>	100	±1	3	10	45	25	16	±2	3.4	±0.1	
Non-Hispanic Black	99	±1	4	12	47	24	14	±3	3.3	±0.1	
Hispanic	100	±1	2	10	44	25	18	±4	3.5	±0.1	
<b>EXPERIENCED BEHAVIORS</b>											
<b>Experienced USC</b>	100	±1	2	5	48	27	19	±8	3.6	±0.2	
<b>Not Experienced USC</b>	100	±1	2	11	45	25	16	±2	3.4	±0.1	
<b>Experienced SH</b>	100	±1	1	8	40	30	20	±4	3.6	±0.1	
<b>Not Experienced SH</b>	100	±1	3	12	46	24	16	±2	3.4	±0.1	
<b>FEMALES</b>											
<b>Total</b>	100	±1	2	15	44	25	14	±2	3.3	±0.1	
<b>Army</b>	100	±1	2	13	43	25	16	±3	3.4	±0.1	
<b>Navy</b>	100	±1	2	14	44	25	15	±3	3.4	±0.1	
<b>Marine Corps</b>	100	±1	2	14	45	23	16	±8	3.4	±0.2	
<b>Air Force</b>	100	±1	3	17	45	24	12	±3	3.3	±0.1	
<b>Enlisted</b>	100	±1	2	14	44	24	15	±2	3.4	±0.1	
E1 – E4	100	±1	2	11	48	22	16	±3	3.4	±0.1	
E5 – E9	100	±1	3	16	41	26	15	±3	3.3	±0.1	
<b>Officers</b>	100	±1	3	19	43	25	11	±3	3.2	±0.1	
O1 – O3	100	±1	2	18	42	26	11	±4	3.3	±0.1	
O4 – O6	100	±1	4	21	43	22	10	±3	3.1	±0.1	

Note. Percent responding are Service members who answered the question.

24f. Continued	Percent Responding		Percentages					Max ME	Average Agreement		
			1	2	3	4	5				
<b>FEMALES (CONTINUED)</b>											
Experienced USC	100	±1	1	7	43	30	19	±8	3.6	±0.2	
Not Experienced USC	100	±1	3	15	44	24	14	±2	3.3	±0.1	
Experienced SH	100	±1	1	11	41	29	17	±3	3.5	±0.1	
Not Experienced SH	100	±1	3	16	45	22	13	±2	3.3	±0.1	
Deployed Past 12 Months	100	±1	2	13	46	25	14	±3	3.4	±0.1	
Not Deployed Past 12 Months	100	±1	3	15	43	24	15	±2	3.3	±0.1	
Army Enlisted	100	±1	2	12	44	25	16	±3	3.4	±0.1	
E1 – E4	100	±1	2	11	47	23	16	±5	3.4	±0.1	
Army Officers	99	±1	3	17	39	27	13	±4	3.3	±0.1	
Navy Enlisted	100	±1	2	13	44	25	16	±4	3.4	±0.1	
E1 – E4	100	±1	2	12	46	22	18	±6	3.4	±0.1	
Navy Officers	99	±1	2	18	43	25	12	±6	3.3	±0.1	
Marine Corps Enlisted	100	±0	2	13	46	23	17	±9	3.4	±0.2	
E1 – E4	100	±0	1	9	44	26	19	±14	3.5	±0.3	
Marine Corps Officers	99	±1	3	24	41	21	10	±13	3.1	±0.2	
Air Force Enlisted	100	±1	3	16	44	24	13	±4	3.3	±0.1	
E1 – E4	100	±0	2	12	52	22	12	±6	3.3	±0.1	
Air Force Officers	100	±1	4	20	45	23	9	±4	3.1	±0.1	
<b>MALES</b>											
Total	100	±1	2	11	45	25	16	±2	3.4	±0.1	
Army	100	±1	2	10	46	25	18	±3	3.5	±0.1	
Navy	100	±1	2	11	43	25	19	±3	3.5	±0.1	
Marine Corps	100	±1	3	11	48	24	15	±3	3.4	±0.1	
Air Force	100	±1	2	12	47	26	13	±2	3.4	±0.1	
Enlisted	100	±1	2	10	45	25	17	±2	3.5	±0.1	
E1 – E4	100	±1	2	8	47	25	18	±3	3.5	±0.1	
E5 – E9	100	±1	3	11	43	25	17	±2	3.4	±0.1	
Officers	100	±1	2	15	48	23	12	±2	3.3	±0.1	
O1 – O3	100	±1	2	13	49	24	12	±3	3.3	±0.1	
O4 – O6	100	±1	3	17	46	22	11	±2	3.2	±0.1	
Experienced USC	100	±0	2	4	51	25	18	±12	3.5	±0.2	
Not Experienced USC	100	±1	2	11	45	25	16	±2	3.4	±0.1	
Experienced SH	100	±1	1	6	39	31	22	±6	3.7	±0.1	
Not Experienced SH	100	±1	2	11	46	25	16	±2	3.4	±0.1	
Deployed Past 12 Months	100	±1	2	9	44	26	19	±3	3.5	±0.1	
Not Deployed Past 12 Months	100	±1	3	12	47	24	15	±2	3.4	±0.1	
Army Enlisted	100	±1	2	9	45	25	19	±3	3.5	±0.1	
E1 – E4	100	±1	2	8	47	25	19	±5	3.5	±0.1	
Army Officers	100	±1	2	13	48	25	12	±3	3.3	±0.1	
Navy Enlisted	100	±1	2	10	42	26	20	±3	3.5	±0.1	
E1 – E4	100	±1	2	6	44	26	23	±6	3.6	±0.2	
Navy Officers	100	±1	3	16	45	24	12	±3	3.3	±0.1	
Marine Corps Enlisted	100	±1	3	10	48	24	15	±4	3.4	±0.1	
E1 – E4	99	±1	2	10	48	25	16	±5	3.4	±0.1	
Marine Corps Officers	100	±0	3	14	50	21	11	±5	3.2	±0.1	
Air Force Enlisted	100	±1	2	11	46	27	14	±3	3.4	±0.1	
E1 – E4	100	±0	1	8	49	28	14	±5	3.5	±0.1	
Air Force Officers	100	±1	3	16	50	21	11	±3	3.2	±0.1	

**24. Coworker Satisfaction scale: Constructed from Q24a-e. Coworker Satisfaction can be defined as satisfaction with coworker work effort, work group compatibility, helpfulness of coworkers, and frequency of coworker conflicts.**

	Percent Responding		Mean	Max ME	Coworker Satisfaction
<b>TOTAL</b>	100	±1	3.7	±0	
<b>Army</b>	100	±1	3.7	±0	
<b>Navy</b>	100	±1	3.7	±0	
<b>Marine Corps</b>	100	±1	3.8	±0	
<b>Air Force</b>	100	±1	3.8	±0	
<b>PAYGRADE</b>					
<b>Enlisted</b>	100	±1	3.7	±0	
<b>E1 – E4</b>	100	±1	3.6	±0	
E1 – E3	100	±0	3.6	±0	
E4	100	±1	3.5	±0	
<b>E5 – E9</b>	100	±1	3.8	±0	
E5 – E6	100	±1	3.7	±0	
E7 – E9	100	±1	4.0	±0	
<b>Officers</b>	100	±1	4.0	±0	
<b>W1 – W5</b>	100	±1	3.9	±0	
<b>O1 – O3</b>	100	±1	4.0	±0	
<b>O4 – O6</b>	100	±1	4.1	±0	
<b>DEPLOYMENT</b>					
<b>Deployed Past 12 Months</b>	100	±1	3.7	±0	
<b>Not Deployed Past 12 Months</b>	100	±1	3.8	±0	
<b>RACE/ETHNICITY</b>					
<b>Non-Hispanic White</b>	100	±0	3.8	±0	
<b>Total Minority</b>	100	±1	3.7	±0	
Non-Hispanic Black	100	±1	3.7	±0	
Hispanic	100	±1	3.7	±0	
<b>EXPERIENCED BEHAVIORS</b>					
<b>Experienced USC</b>	100	±1	3.3	±0	
<b>Not Experienced USC</b>	100	±1	3.8	±0	
<b>Experienced SH</b>	100	±1	3.3	±0	
<b>Not Experienced SH</b>	100	±1	3.8	±0	
<b>FEMALES</b>					
<b>Total</b>	100	±1	3.5	±0	
<b>Army</b>	100	±1	3.5	±0	
<b>Navy</b>	100	±1	3.5	±0	
<b>Marine Corps</b>	100	±0	3.5	±0	
<b>Air Force</b>	100	±1	3.7	±0	
<b>Enlisted</b>	100	±1	3.5	±0	
E1 – E4	100	±1	3.4	±0	
E5 – E9	100	±1	3.6	±0	
<b>Officers</b>	100	±1	3.8	±0	
O1 – O3	100	±1	3.8	±0	
O4 – O6	100	±1	3.9	±0	

Note. Percent responding and Service members who answered the question. The scale ranges from 1 to 5. Higher scores indicate members strongly agreed with positive statements about their coworkers. Cronbach's coefficient alpha = 0.91.

24. Continued	Percent Responding		Mean	Max ME	Coworker Satisfaction
<b>FEMALES (CONTINUED)</b>					
Experienced USC	100	±1	3.2	±0	
Not Experienced USC	100	±1	3.6	±0	
Experienced SH	100	±1	3.2	±0	
Not Experienced SH	100	±1	3.7	±0	
Deployed Past 12 Months	100	±1	3.5	±0	
Not Deployed Past 12 Months	100	±1	3.6	±0	
Army Enlisted	100	±1	3.4	±0	
E1 – E4	100	±1	3.3	±0	
Army Officers	100	±1	3.7	±0	
Navy Enlisted	100	±1	3.4	±0	
E1 – E4	100	±1	3.3	±0	
Navy Officers	100	±0	3.8	±0	
Marine Corps Enlisted	100	±0	3.5	±0	
E1 – E4	100	±0	3.3	±0	
Marine Corps Officers	100	±1	3.9	±0	
Air Force Enlisted	100	±1	3.6	±0	
E1 – E4	100	±0	3.5	±0	
Air Force Officers	100	±1	3.9	±0	
<b>MALES</b>					
Total	100	±1	3.8	±0	
Army	100	±1	3.7	±0	
Navy	100	±1	3.7	±0	
Marine Corps	100	±1	3.8	±0	
Air Force	100	±1	3.9	±0	
Enlisted	100	±1	3.7	±0	
E1 – E4	100	±1	3.6	±0	
E5 – E9	100	±1	3.8	±0	
Officers	100	±1	4.1	±0	
O1 – O3	100	±0	4.0	±0	
O4 – O6	100	±1	4.1	±0	
Experienced USC	100	±1	3.5	±0	
Not Experienced USC	100	±1	3.8	±0	
Experienced SH	100	±1	3.3	±0	
Not Experienced SH	100	±1	3.8	±0	
Deployed Past 12 Months	100	±1	3.7	±0	
Not Deployed Past 12 Months	100	±1	3.8	±0	
Army Enlisted	100	±1	3.7	±0	
E1 – E4	100	±0	3.6	±0	
Army Officers	100	±1	4.0	±0	
Navy Enlisted	100	±1	3.7	±0	
E1 – E4	100	±1	3.5	±0	
Navy Officers	100	±1	4.1	±0	
Marine Corps Enlisted	100	±1	3.8	±0	
E1 – E4	100	±1	3.7	±0	
Marine Corps Officers	100	±0	4.2	±0	
Air Force Enlisted	100	±1	3.8	±0	
E1 – E4	100	±0	3.7	±0	
Air Force Officers	100	±1	4.1	±0	

**25. How much do you agree or disagree with the following statements about your workplace?**

**a. I know what is expected of me at work.**

1. Strongly disagree  
4. Agree

2. Disagree  
5. Strongly agree

3. Neither agree nor disagree

	Percent Responding		Percentages					Max ME	Average Agreement		
			1	2	3	4	5				
<b>TOTAL</b>	100	±1	1	3	7	45	44	±2	4.3	±0.1	
<b>Army</b>	100	±1	1	4	7	45	43	±3	4.3	±0.1	
<b>Navy</b>	100	±1	1	3	7	46	43	±3	4.3	±0.1	
<b>Marine Corps</b>	100	±0	0	1	5	43	50	±3	4.4	±0.1	
<b>Air Force</b>	100	±1	1	3	6	45	45	±2	4.3	±0.1	
<b>PAYGRADE</b>											
<b>Enlisted</b>	100	±1	1	3	7	44	46	±2	4.3	±0.1	
<b>E1 – E4</b>	100	±1	1	2	7	43	46	±3	4.3	±0.1	
E1 – E3	100	±0	1	2	8	44	45	±4	4.3	±0.1	
E4	100	±1	1	3	7	43	47	±3	4.3	±0.1	
<b>E5 – E9</b>	100	±1	1	3	6	44	45	±2	4.3	±0.1	
E5 – E6	100	±1	1	3	7	45	44	±2	4.3	±0.1	
E7 – E9	100	±1	1	3	6	42	49	±2	4.4	±0.1	
<b>Officers</b>	100	±1	1	4	7	50	39	±2	4.2	±0.1	
<b>W1 – W5</b>	100	±1	1	3	6	50	40	±4	4.2	±0.1	
<b>O1 – O3</b>	100	±1	1	4	8	53	34	±2	4.2	±0.1	
<b>O4 – O6</b>	100	±1	1	3	6	47	44	±2	4.3	±0.1	
<b>DEPLOYMENT</b>											
<b>Deployed Past 12 Months</b>	100	±1	1	3	7	45	44	±2	4.3	±0.1	
<b>Not Deployed Past 12 Months</b>	100	±1	1	3	7	45	45	±2	4.3	±0.1	
<b>RACE/ETHNICITY</b>											
<b>Non-Hispanic White</b>	100	±1	1	3	7	46	44	±2	4.3	±0.1	
<b>Total Minority</b>	100	±1	1	3	7	44	46	±2	4.3	±0.1	
Non-Hispanic Black	99	±1	1	2	8	43	46	±3	4.3	±0.1	
Hispanic	100	±1	1	3	5	43	48	±4	4.3	±0.1	
<b>EXPERIENCED BEHAVIORS</b>											
<b>Experienced USC</b>	100	±1	2	5	14	41	38	±8	4.1	±0.2	
<b>Not Experienced USC</b>	100	±1	1	3	6	45	45	±2	4.3	±0.1	
<b>Experienced SH</b>	100	±1	2	5	9	49	35	±4	4.1	±0.1	
<b>Not Experienced SH</b>	100	±1	1	3	7	45	45	±2	4.3	±0.1	
<b>FEMALES</b>											
<b>Total</b>	100	±1	1	4	7	45	43	±2	4.3	±0.1	
<b>Army</b>	100	±1	1	4	7	45	42	±3	4.2	±0.1	
<b>Navy</b>	100	±1	0	3	7	46	42	±3	4.3	±0.1	
<b>Marine Corps</b>	100	±0	0	4	10	40	46	±9	4.3	±0.2	
<b>Air Force</b>	100	±1	1	4	5	46	44	±3	4.3	±0.1	
<b>Enlisted</b>	100	±1	1	4	7	44	46	±2	4.3	±0.1	
<b>E1 – E4</b>	100	±1	1	3	7	43	45	±3	4.3	±0.1	
<b>E5 – E9</b>	100	±1	1	4	6	44	46	±3	4.3	±0.1	
<b>Officers</b>	100	±1	1	5	7	54	33	±3	4.1	±0.1	
<b>O1 – O3</b>	100	±1	1	6	8	56	29	±4	4.1	±0.1	
<b>O4 – O6</b>	100	±1	1	4	6	50	39	±3	4.2	±0.1	

Note. Percent responding are Service members who answered the question. Items Q25a-p are used by permission of the copyright holder, The Gallup Organization, 901 F Street NW, Washington, DC 20004.

25a. Continued	Percent Responding		Percentages					Max ME	Average Agreement		
			1	2	3	4	5				
<b>FEMALES (CONTINUED)</b>											
Experienced USC	100	±1	2	7	8	45	39	±8	4.1	±0.2	
Not Experienced USC	100	±1	1	3	7	46	44	±2	4.3	±0.1	
Experienced SH	100	±1	2	6	8	46	38	±3	4.1	±0.1	
Not Experienced SH	100	±1	0	3	6	45	46	±2	4.3	±0.1	
Deployed Past 12 Months	100	±1	1	5	7	45	42	±3	4.2	±0.1	
Not Deployed Past 12 Months	100	±1	1	3	7	45	44	±2	4.3	±0.1	
Army Enlisted	100	±1	1	4	7	43	44	±3	4.3	±0.1	
E1 – E4	100	±1	2	4	8	43	43	±5	4.2	±0.1	
Army Officers	99	±1	1	6	7	53	34	±4	4.1	±0.1	
Navy Enlisted	100	±1	0	3	7	45	45	±4	4.3	±0.1	
E1 – E4	100	±1	0	3	9	43	45	±6	4.3	±0.1	
Navy Officers	100	±1	1	4	8	56	31	±6	4.1	±0.1	
Marine Corps Enlisted	100	±0	0	4	10	39	47	±10	4.3	±0.2	
E1 – E4	100	±0	0	5	13	35	47	±18	4.2	±0.3	
Marine Corps Officers	100	±1	1	6	6	50	37	±10	4.2	±0.2	
Air Force Enlisted	100	±1	1	3	5	44	47	±4	4.3	±0.1	
E1 – E4	100	±1	0	2	4	46	48	±6	4.4	±0.1	
Air Force Officers	100	±0	1	5	8	53	33	±4	4.1	±0.1	
<b>MALES</b>											
Total	100	±1	1	3	7	45	45	±2	4.3	±0.1	
Army	100	±1	1	4	7	45	43	±3	4.3	±0.1	
Navy	100	±1	1	3	7	46	43	±3	4.3	±0.1	
Marine Corps	100	±0	0	1	5	43	51	±3	4.4	±0.1	
Air Force	100	±1	1	3	6	45	45	±2	4.3	±0.1	
Enlisted	100	±1	1	3	7	44	46	±2	4.3	±0.1	
E1 – E4	100	±1	1	2	7	44	46	±3	4.3	±0.1	
E5 – E9	100	±1	1	3	6	44	45	±2	4.3	±0.1	
Officers	100	±1	1	3	7	49	40	±2	4.2	±0.1	
O1 – O3	100	±1	1	4	8	52	36	±3	4.2	±0.1	
O4 – O6	100	±1	1	3	6	46	45	±2	4.3	±0.1	
Experienced USC	100	±1	2	4	18	38	37	±12	4.0	±0.3	
Not Experienced USC	100	±1	1	3	6	45	45	±2	4.3	±0.1	
Experienced SH	100	±1	3	4	9	51	33	±6	4.1	±0.1	
Not Experienced SH	100	±1	1	3	7	45	45	±2	4.3	±0.1	
Deployed Past 12 Months	100	±1	1	3	7	45	45	±3	4.3	±0.1	
Not Deployed Past 12 Months	100	±1	1	3	7	45	45	±2	4.3	±0.1	
Army Enlisted	100	±1	1	4	7	44	44	±3	4.3	±0.1	
E1 – E4	100	±0	1	4	7	43	45	±6	4.3	±0.1	
Army Officers	100	±1	1	4	8	50	38	±3	4.2	±0.1	
Navy Enlisted	100	±1	1	2	7	45	44	±3	4.3	±0.1	
E1 – E4	100	±1	1	2	10	44	43	±6	4.3	±0.1	
Navy Officers	100	±1	1	3	6	49	40	±3	4.3	±0.1	
Marine Corps Enlisted	100	±1	1	1	5	42	52	±4	4.4	±0.1	
E1 – E4	100	±0	1	1	6	44	49	±5	4.4	±0.1	
Marine Corps Officers	100	±0	0	2	5	49	44	±5	4.4	±0.1	
Air Force Enlisted	100	±1	1	3	6	44	46	±3	4.3	±0.1	
E1 – E4	100	±1	1	1	7	44	47	±5	4.4	±0.1	
Air Force Officers	100	±1	1	4	7	49	40	±3	4.2	±0.1	

**25. How much do you agree or disagree with the following statements about your workplace?****b. I have the materials and equipment I need to do my work right.**1. Strongly disagree  
4. Agree2. Disagree  
5. Strongly agree

3. Neither agree nor disagree

	Percent Responding		Percentages					Max ME	Average Agreement		
			1	2	3	4	5				
<b>TOTAL</b>	99	±1	5	13	14	42	25	±2	3.7	±0.1	
<b>Army</b>	99	±1	6	16	16	40	23	±2	3.6	±0.1	
<b>Navy</b>	100	±1	5	13	15	43	24	±3	3.7	±0.1	
<b>Marine Corps</b>	100	±1	4	12	13	42	29	±3	3.8	±0.1	
<b>Air Force</b>	99	±1	3	11	13	45	29	±2	3.9	±0.1	
<b>PAYGRADE</b>											
<b>Enlisted</b>	99	±1	5	14	15	41	26	±2	3.7	±0.1	
<b>E1 – E4</b>	100	±1	6	13	16	41	25	±3	3.7	±0.1	
E1 – E3	100	±1	6	13	15	41	25	±4	3.7	±0.1	
E4	99	±1	6	13	16	40	25	±3	3.6	±0.1	
<b>E5 – E9</b>	99	±1	4	14	15	41	26	±2	3.7	±0.1	
E5 – E6	99	±1	5	15	16	40	25	±2	3.6	±0.1	
E7 – E9	99	±1	3	12	11	43	30	±2	3.9	±0.1	
<b>Officers</b>	99	±1	3	12	12	48	25	±2	3.8	±0.1	
<b>W1 – W5</b>	100	±1	4	15	13	45	23	±5	3.7	±0.1	
<b>O1 – O3</b>	100	±1	4	12	13	49	23	±2	3.8	±0.1	
<b>O4 – O6</b>	99	±1	3	11	10	49	28	±2	3.9	±0.1	
<b>DEPLOYMENT</b>											
<b>Deployed Past 12 Months</b>	100	±1	6	15	16	41	22	±2	3.6	±0.1	
<b>Not Deployed Past 12 Months</b>	99	±1	4	12	14	43	27	±2	3.8	±0.1	
<b>RACE/ETHNICITY</b>											
<b>Non-Hispanic White</b>	100	±1	5	14	15	41	24	±2	3.7	±0.1	
<b>Total Minority</b>	99	±1	4	11	13	43	27	±2	3.8	±0.1	
Non-Hispanic Black	99	±1	4	10	13	43	30	±3	3.9	±0.1	
Hispanic	100	±1	5	12	13	43	26	±4	3.7	±0.1	
<b>EXPERIENCED BEHAVIORS</b>											
<b>Experienced USC</b>	100	±1	10	22	14	34	18	±8	3.3	±0.3	
<b>Not Experienced USC</b>	99	±1	5	13	14	42	26	±2	3.7	±0.1	
<b>Experienced SH</b>	99	±1	9	19	16	39	17	±4	3.4	±0.1	
<b>Not Experienced SH</b>	99	±1	4	13	14	42	26	±2	3.7	±0.1	
<b>FEMALES</b>											
<b>Total</b>	99	±1	3	11	13	44	28	±2	3.8	±0.1	
<b>Army</b>	99	±1	5	13	14	43	26	±3	3.7	±0.1	
<b>Navy</b>	100	±1	3	10	16	45	26	±3	3.8	±0.1	
<b>Marine Corps</b>	100	±1	4	14	12	38	33	±10	3.8	±0.3	
<b>Air Force</b>	99	±1	2	10	10	47	31	±3	4.0	±0.1	
<b>Enlisted</b>	99	±1	3	11	13	43	30	±2	3.9	±0.1	
E1 – E4	99	±1	4	9	15	42	30	±3	3.8	±0.1	
E5 – E9	99	±1	3	12	12	44	30	±3	3.9	±0.1	
<b>Officers</b>	99	±1	4	13	12	51	20	±3	3.7	±0.1	
O1 – O3	100	±1	3	12	13	53	18	±4	3.7	±0.1	
O4 – O6	99	±1	4	14	9	48	25	±3	3.8	±0.1	

Note. Percent responding are Service members who answered the question. Items Q25a-p are used by permission of the copyright holder, The Gallup Organization, 901 F Street NW, Washington, DC 20004.



25b. Continued	Percent Responding		Percentages					Max ME	Average Agreement		
			1	2	3	4	5				
<b>FEMALES (CONTINUED)</b>											
Experienced USC	99	±1	6	18	12	41	24	±8	3.6	±0.2	
Not Experienced USC	99	±1	3	11	13	45	29	±2	3.9	±0.1	
Experienced SH	100	±1	6	15	15	42	22	±3	3.6	±0.1	
Not Experienced SH	99	±1	2	9	12	46	31	±2	3.9	±0.1	
Deployed Past 12 Months	99	±1	5	12	15	42	27	±3	3.7	±0.1	
Not Deployed Past 12 Months	99	±1	3	11	12	45	29	±2	3.9	±0.1	
Army Enlisted	99	±1	5	12	15	41	27	±3	3.7	±0.1	
E1 – E4	99	±1	7	12	16	40	25	±5	3.6	±0.2	
Army Officers	99	±1	3	16	10	51	20	±4	3.7	±0.1	
Navy Enlisted	100	±1	3	10	16	44	27	±4	3.8	±0.1	
E1 – E4	99	±1	3	7	18	43	29	±6	3.9	±0.1	
Navy Officers	100	±0	4	13	15	50	18	±6	3.6	±0.2	
Marine Corps Enlisted	100	±0	4	14	12	35	35	±11	3.8	±0.3	
E1 – E4	100	±0	5	14	12	34	35	±19	3.8	±0.4	
Marine Corps Officers	99	±1	2	10	10	59	19	±8	3.8	±0.1	
Air Force Enlisted	100	±1	2	9	10	45	34	±4	4.0	±0.1	
E1 – E4	100	±1	1	7	10	47	35	±6	4.1	±0.1	
Air Force Officers	99	±1	3	11	11	52	22	±4	3.8	±0.1	
<b>MALES</b>											
Total	99	±1	5	14	15	42	25	±2	3.7	±0.1	
Army	99	±1	6	16	16	39	22	±3	3.5	±0.1	
Navy	99	±1	6	13	14	42	24	±3	3.7	±0.1	
Marine Corps	100	±1	4	12	13	42	29	±3	3.8	±0.1	
Air Force	99	±1	3	11	14	44	28	±2	3.8	±0.1	
Enlisted	99	±1	5	14	15	40	25	±2	3.6	±0.1	
E1 – E4	100	±1	6	14	16	40	24	±3	3.6	±0.1	
E5 – E9	99	±1	5	15	15	40	26	±2	3.7	±0.1	
Officers	99	±1	3	11	12	48	26	±2	3.8	±0.1	
O1 – O3	100	±1	4	11	13	48	24	±3	3.8	±0.1	
O4 – O6	99	±1	3	10	10	49	28	±2	3.9	±0.1	
Experienced USC	100	±1	14	25	16	30	15	±12	3.1	±0.4	
Not Experienced USC	99	±1	5	13	15	42	25	±2	3.7	±0.1	
Experienced SH	99	±1	11	22	17	37	13	±6	3.2	±0.2	
Not Experienced SH	99	±1	5	13	15	42	26	±2	3.7	±0.1	
Deployed Past 12 Months	100	±1	6	15	16	41	22	±3	3.6	±0.1	
Not Deployed Past 12 Months	99	±1	5	13	14	42	27	±2	3.7	±0.1	
Army Enlisted	99	±1	7	17	17	37	22	±3	3.5	±0.1	
E1 – E4	99	±1	8	17	18	37	20	±5	3.4	±0.2	
Army Officers	100	±1	4	13	13	47	24	±3	3.7	±0.1	
Navy Enlisted	99	±1	6	14	15	41	24	±3	3.6	±0.1	
E1 – E4	100	±1	8	13	15	39	26	±6	3.6	±0.2	
Navy Officers	100	±1	4	12	12	47	25	±3	3.8	±0.1	
Marine Corps Enlisted	100	±1	5	12	14	41	28	±4	3.8	±0.1	
E1 – E4	100	±1	5	12	13	44	26	±5	3.7	±0.1	
Marine Corps Officers	100	±1	3	9	11	48	29	±5	3.9	±0.1	
Air Force Enlisted	99	±1	3	12	14	43	28	±3	3.8	±0.1	
E1 – E4	100	±1	2	11	15	45	27	±5	3.8	±0.1	
Air Force Officers	99	±1	2	10	11	49	27	±3	3.9	±0.1	

**25. How much do you agree or disagree with the following statements about your workplace?**

**c. At work, I have the opportunity to do what I do best every day.**

1. Strongly disagree  
4. Agree

2. Disagree  
5. Strongly agree

3. Neither agree nor disagree

	Percent Responding		Percentages					Max ME	Average Agreement		
			1	2	3	4	5				
<b>TOTAL</b>	99	±1	5	12	19	38	25	±2	3.7	±0.1	
<b>Army</b>	99	±1	7	14	20	36	24	±2	3.6	±0.1	
<b>Navy</b>	99	±1	5	12	21	37	25	±3	3.6	±0.1	
<b>Marine Corps</b>	100	±1	6	11	18	38	28	±3	3.7	±0.1	
<b>Air Force</b>	100	±1	4	11	18	41	27	±2	3.8	±0.1	
<b>PAYGRADE</b>											
<b>Enlisted</b>	99	±1	6	12	20	36	25	±2	3.6	±0.1	
<b>E1 – E4</b>	100	±1	8	13	22	33	23	±3	3.5	±0.1	
E1 – E3	100	±1	9	13	23	33	23	±4	3.5	±0.1	
E4	99	±1	7	14	22	34	23	±3	3.5	±0.1	
<b>E5 – E9</b>	99	±1	4	12	18	39	27	±2	3.7	±0.1	
E5 – E6	100	±1	5	12	20	38	25	±2	3.7	±0.1	
E7 – E9	99	±1	2	9	13	42	33	±2	3.9	±0.1	
<b>Officers</b>	100	±1	4	11	17	44	25	±2	3.8	±0.1	
<b>W1 – W5</b>	100	±1	3	9	16	46	25	±5	3.8	±0.1	
<b>O1 – O3</b>	100	±1	4	13	18	43	21	±2	3.6	±0.1	
<b>O4 – O6</b>	99	±1	3	9	15	45	28	±2	3.9	±0.1	
<b>DEPLOYMENT</b>											
<b>Deployed Past 12 Months</b>	100	±1	5	13	21	38	23	±2	3.6	±0.1	
<b>Not Deployed Past 12 Months</b>	99	±1	6	12	19	38	26	±2	3.7	±0.1	
<b>RACE/ETHNICITY</b>											
<b>Non-Hispanic White</b>	100	±1	6	13	20	37	24	±2	3.6	±0.1	
<b>Total Minority</b>	99	±1	5	10	19	39	27	±2	3.7	±0.1	
Non-Hispanic Black	99	±1	5	9	19	37	30	±3	3.8	±0.1	
Hispanic	100	±1	4	11	18	41	27	±4	3.8	±0.1	
<b>EXPERIENCED BEHAVIORS</b>											
<b>Experienced USC</b>	100	±1	9	21	21	33	15	±8	3.2	±0.2	
<b>Not Experienced USC</b>	99	±1	5	12	19	38	26	±2	3.7	±0.1	
<b>Experienced SH</b>	99	±1	10	19	21	34	16	±3	3.3	±0.1	
<b>Not Experienced SH</b>	100	±1	5	11	19	38	26	±2	3.7	±0.1	
<b>FEMALES</b>											
<b>Total</b>	99	±1	5	12	18	39	26	±2	3.7	±0.1	
<b>Army</b>	99	±1	6	13	18	38	25	±3	3.6	±0.1	
<b>Navy</b>	100	±1	4	13	20	38	24	±3	3.7	±0.1	
<b>Marine Corps</b>	100	±1	8	9	20	33	31	±10	3.7	±0.3	
<b>Air Force</b>	99	±1	3	11	16	42	29	±3	3.8	±0.1	
<b>Enlisted</b>	99	±1	5	12	18	38	28	±2	3.7	±0.1	
E1 – E4	99	±1	5	11	21	36	26	±3	3.7	±0.1	
E5 – E9	99	±1	4	12	16	39	29	±3	3.8	±0.1	
<b>Officers</b>	99	±1	4	14	17	45	21	±3	3.7	±0.1	
O1 – O3	99	±1	4	15	19	44	18	±4	3.6	±0.1	
O4 – O6	100	±1	3	12	14	45	26	±3	3.8	±0.1	

Note. Percent responding are Service members who answered the question. Items Q25a-p are used by permission of the copyright holder, The Gallup Organization, 901 F Street NW, Washington, DC 20004.

25c. Continued	Percent Responding		Percentages					Max ME	Average Agreement		
			1	2	3	4	5				
<b>FEMALES (CONTINUED)</b>											
Experienced USC	100	±1	9	17	18	35	22	±8	3.4	±0.2	
Not Experienced USC	99	±1	4	12	18	39	27	±2	3.7	±0.1	
Experienced SH	99	±1	8	16	20	36	19	±3	3.4	±0.1	
Not Experienced SH	99	±1	3	10	17	40	30	±2	3.9	±0.1	
Deployed Past 12 Months	99	±1	5	12	19	38	25	±3	3.7	±0.1	
Not Deployed Past 12 Months	99	±1	4	12	18	39	27	±2	3.7	±0.1	
Army Enlisted	99	±1	6	13	19	36	26	±3	3.6	±0.1	
E1 – E4	99	±1	7	14	21	34	24	±5	3.5	±0.1	
Army Officers	99	±2	3	13	16	47	21	±4	3.7	±0.1	
Navy Enlisted	99	±1	4	13	21	36	26	±4	3.7	±0.1	
E1 – E4	99	±1	4	11	27	33	26	±6	3.7	±0.2	
Navy Officers	100	±0	4	14	18	46	18	±6	3.6	±0.2	
Marine Corps Enlisted	100	±1	8	9	20	31	32	±11	3.7	±0.3	
E1 – E4	100	±0	12	10	19	28	31	±16	3.6	±0.5	
Marine Corps Officers	99	±1	4	11	17	49	20	±9	3.7	±0.2	
Air Force Enlisted	99	±1	3	10	15	42	30	±4	3.9	±0.1	
E1 – E4	100	±1	3	8	16	44	28	±6	3.9	±0.1	
Air Force Officers	100	±1	3	15	18	41	23	±4	3.7	±0.1	
<b>MALES</b>											
Total	100	±1	6	12	20	38	25	±2	3.6	±0.1	
Army	99	±1	7	14	20	36	23	±3	3.5	±0.1	
Navy	99	±1	5	12	21	37	25	±3	3.6	±0.1	
Marine Corps	100	±1	5	11	18	38	27	±3	3.7	±0.1	
Air Force	100	±1	4	11	18	41	26	±2	3.7	±0.1	
Enlisted	100	±1	6	13	20	36	25	±2	3.6	±0.1	
E1 – E4	100	±1	8	14	23	33	22	±3	3.5	±0.1	
E5 – E9	99	±1	4	11	19	39	27	±2	3.7	±0.1	
Officers	100	±1	4	11	17	44	25	±2	3.8	±0.1	
O1 – O3	100	±1	4	13	18	43	22	±3	3.7	±0.1	
O4 – O6	99	±1	3	8	15	45	29	±2	3.9	±0.1	
Experienced USC	100	±1	10	24	23	33	11	±12	3.1	±0.3	
Not Experienced USC	100	±1	5	12	20	38	25	±2	3.7	±0.1	
Experienced SH	99	±1	13	21	22	31	13	±6	3.1	±0.2	
Not Experienced SH	100	±1	5	12	20	38	26	±2	3.7	±0.1	
Deployed Past 12 Months	100	±1	5	13	21	37	23	±2	3.6	±0.1	
Not Deployed Past 12 Months	99	±1	6	11	19	38	26	±2	3.7	±0.1	
Army Enlisted	99	±1	8	15	21	34	23	±3	3.5	±0.1	
E1 – E4	100	±1	11	17	21	31	20	±5	3.3	±0.2	
Army Officers	99	±1	4	10	17	44	25	±3	3.8	±0.1	
Navy Enlisted	99	±1	5	12	22	35	25	±3	3.6	±0.1	
E1 – E4	99	±1	8	13	27	27	25	±6	3.5	±0.2	
Navy Officers	100	±1	3	10	16	46	25	±3	3.8	±0.1	
Marine Corps Enlisted	100	±1	6	11	18	38	27	±4	3.7	±0.1	
E1 – E4	100	±1	7	12	20	37	23	±5	3.6	±0.2	
Marine Corps Officers	100	±1	2	9	17	42	30	±5	3.9	±0.1	
Air Force Enlisted	100	±1	4	10	19	40	27	±3	3.7	±0.1	
E1 – E4	100	±1	4	10	23	38	25	±5	3.7	±0.1	
Air Force Officers	99	±1	3	12	16	44	24	±3	3.7	±0.1	

**25. How much do you agree or disagree with the following statements about your workplace?**

**d. In the last 7 days, I have received recognition or praise for doing good work.**

1. Strongly disagree  
4. Agree

2. Disagree  
5. Strongly agree

3. Neither agree nor disagree

	Percent Responding		Percentages					Max ME	Average Agreement		
			1	2	3	4	5				
<b>TOTAL</b>	100	±1	14	19	23	28	16	±1	3.1	±0.1	
<b>Army</b>	100	±1	15	18	24	29	15	±2	3.1	±0.1	
<b>Navy</b>	100	±1	15	20	23	28	15	±2	3.1	±0.1	
<b>Marine Corps</b>	100	±1	14	16	22	29	19	±3	3.2	±0.1	
<b>Air Force</b>	100	±1	14	19	21	28	17	±2	3.2	±0.1	
<b>PAYGRADE</b>											
<b>Enlisted</b>	100	±1	16	18	22	27	16	±2	3.1	±0.1	
<b>E1 – E4</b>	100	±1	19	18	20	27	17	±3	3.1	±0.1	
E1 – E3	100	±1	20	16	18	29	18	±4	3.1	±0.2	
E4	100	±1	18	19	21	26	16	±3	3.0	±0.1	
<b>E5 – E9</b>	100	±1	14	18	24	28	16	±2	3.1	±0.1	
E5 – E6	100	±1	16	18	24	27	15	±2	3.1	±0.1	
E7 – E9	100	±1	7	19	26	29	19	±2	3.4	±0.1	
<b>Officers</b>	100	±1	8	21	24	33	15	±2	3.3	±0.1	
<b>W1 – W5</b>	100	±1	9	19	32	27	13	±5	3.2	±0.1	
<b>O1 – O3</b>	100	±1	8	22	22	33	14	±2	3.2	±0.1	
<b>O4 – O6</b>	100	±1	6	20	24	33	17	±2	3.3	±0.1	
<b>DEPLOYMENT</b>											
<b>Deployed Past 12 Months</b>	100	±1	15	20	22	28	15	±2	3.1	±0.1	
<b>Not Deployed Past 12 Months</b>	100	±1	14	18	23	29	16	±2	3.1	±0.1	
<b>RACE/ETHNICITY</b>											
<b>Non-Hispanic White</b>	100	±1	14	19	22	29	16	±2	3.1	±0.1	
<b>Total Minority</b>	99	±1	15	17	23	28	16	±2	3.1	±0.1	
Non-Hispanic Black	99	±1	14	17	23	28	17	±3	3.2	±0.1	
Hispanic	100	±1	16	19	23	25	17	±3	3.1	±0.1	
<b>EXPERIENCED BEHAVIORS</b>											
<b>Experienced USC</b>	100	±1	29	15	17	26	13	±8	2.8	±0.3	
<b>Not Experienced USC</b>	100	±1	14	19	23	28	16	±1	3.1	±0.1	
<b>Experienced SH</b>	100	±1	26	21	15	26	12	±4	2.8	±0.1	
<b>Not Experienced SH</b>	100	±1	13	18	23	29	16	±2	3.2	±0.1	
<b>FEMALES</b>											
<b>Total</b>	100	±1	15	21	19	28	17	±2	3.1	±0.1	
<b>Army</b>	100	±1	15	20	22	27	16	±3	3.1	±0.1	
<b>Navy</b>	100	±1	14	23	19	29	15	±3	3.1	±0.1	
<b>Marine Corps</b>	100	±0	13	21	18	24	23	±9	3.2	±0.3	
<b>Air Force</b>	100	±1	15	21	18	29	19	±3	3.2	±0.1	
<b>Enlisted</b>	100	±1	16	20	20	27	18	±2	3.1	±0.1	
E1 – E4	100	±1	17	18	20	26	18	±3	3.1	±0.1	
E5 – E9	100	±1	15	22	19	27	17	±2	3.1	±0.1	
<b>Officers</b>	100	±1	10	25	18	33	13	±3	3.1	±0.1	
O1 – O3	100	±1	10	26	18	34	12	±4	3.1	±0.1	
O4 – O6	100	±1	10	24	18	31	17	±3	3.2	±0.1	

Note. Percent responding are Service members who answered the question. Items Q25a-p are used by permission of the copyright holder, The Gallup Organization, 901 F Street NW, Washington, DC 20004.

25d. Continued	Percent Responding		Percentages					Max ME	Average Agreement		
			1	2	3	4	5				
<b>FEMALES (CONTINUED)</b>											
Experienced USC	100	±1	23	21	13	25	18	±8	2.9	±0.3	
Not Experienced USC	100	±1	14	21	20	28	17	±2	3.1	±0.1	
Experienced SH	100	±1	21	24	16	26	13	±3	2.9	±0.1	
Not Experienced SH	100	±1	12	20	21	29	19	±2	3.2	±0.1	
Deployed Past 12 Months	100	±1	14	20	21	28	16	±3	3.1	±0.1	
Not Deployed Past 12 Months	100	±1	15	21	19	28	17	±2	3.1	±0.1	
Army Enlisted	100	±1	17	19	21	25	17	±3	3.1	±0.1	
E1 – E4	100	±1	20	18	22	23	17	±4	3.0	±0.2	
Army Officers	99	±1	8	25	23	32	12	±4	3.2	±0.1	
Navy Enlisted	100	±1	14	22	20	28	16	±4	3.1	±0.1	
E1 – E4	99	±1	12	22	20	30	17	±6	3.2	±0.2	
Navy Officers	100	±1	13	29	14	33	11	±6	3.0	±0.2	
Marine Corps Enlisted	100	±0	14	20	18	23	25	±10	3.2	±0.3	
E1 – E4	100	±0	17	15	16	23	29	±15	3.3	±0.5	
Marine Corps Officers	100	±1	8	25	19	36	13	±10	3.2	±0.2	
Air Force Enlisted	100	±1	16	20	18	28	19	±3	3.2	±0.1	
E1 – E4	100	±1	17	17	19	28	19	±5	3.2	±0.2	
Air Force Officers	100	±0	11	24	16	32	17	±4	3.2	±0.2	
<b>MALES</b>											
Total	100	±1	14	18	23	28	16	±2	3.1	±0.1	
Army	100	±1	15	18	24	29	15	±3	3.1	±0.1	
Navy	99	±1	15	19	23	27	15	±3	3.1	±0.1	
Marine Corps	100	±1	14	16	23	30	18	±3	3.2	±0.1	
Air Force	100	±1	14	19	22	28	17	±2	3.2	±0.1	
Enlisted	100	±1	16	18	23	28	16	±2	3.1	±0.1	
E1 – E4	100	±1	19	18	20	27	16	±3	3.0	±0.1	
E5 – E9	100	±1	13	18	25	28	16	±2	3.1	±0.1	
Officers	100	±1	7	20	25	33	15	±2	3.3	±0.1	
O1 – O3	100	±1	8	21	24	33	14	±2	3.3	±0.1	
O4 – O6	100	±1	6	19	25	33	17	±2	3.4	±0.1	
Experienced USC	99	±2	32	11	20	27	9	±12	2.7	±0.4	
Not Experienced USC	100	±1	14	18	23	28	16	±2	3.1	±0.1	
Experienced SH	99	±1	30	18	14	26	12	±6	2.7	±0.2	
Not Experienced SH	100	±1	13	18	24	29	16	±2	3.2	±0.1	
Deployed Past 12 Months	100	±1	15	19	22	28	15	±2	3.1	±0.1	
Not Deployed Past 12 Months	100	±1	14	17	24	29	16	±2	3.2	±0.1	
Army Enlisted	100	±1	16	18	23	28	15	±3	3.1	±0.1	
E1 – E4	100	±1	22	18	19	26	15	±5	3.0	±0.2	
Army Officers	100	±1	8	19	27	32	14	±3	3.3	±0.1	
Navy Enlisted	99	±1	16	19	23	27	16	±3	3.1	±0.1	
E1 – E4	99	±1	18	17	23	26	16	±6	3.1	±0.2	
Navy Officers	100	±1	9	23	25	30	14	±3	3.2	±0.1	
Marine Corps Enlisted	100	±1	15	15	22	29	18	±3	3.2	±0.1	
E1 – E4	100	±1	17	15	20	31	17	±5	3.2	±0.2	
Marine Corps Officers	100	±1	4	20	28	31	18	±5	3.4	±0.1	
Air Force Enlisted	100	±1	16	19	22	26	17	±3	3.1	±0.1	
E1 – E4	100	±0	18	21	17	27	17	±5	3.0	±0.2	
Air Force Officers	100	±1	6	19	22	36	17	±3	3.4	±0.1	

**25. How much do you agree or disagree with the following statements about your workplace?**

**e. My supervisor, or someone at work, seems to care about me as a person.**

1. Strongly disagree  
4. Agree

2. Disagree  
5. Strongly agree

3. Neither agree nor disagree

	Percent Responding		Percentages					Max ME	Average Agreement		
			1	2	3	4	5				
<b>TOTAL</b>	99	±1	6	7	20	43	25	±2	3.7	±0.1	
<b>Army</b>	99	±1	7	7	21	42	23	±3	3.7	±0.1	
<b>Navy</b>	99	±1	6	8	23	41	22	±3	3.7	±0.1	
<b>Marine Corps</b>	100	±1	6	6	20	42	26	±3	3.8	±0.1	
<b>Air Force</b>	100	±1	3	6	17	44	30	±2	3.9	±0.1	
<b>PAYGRADE</b>											
<b>Enlisted</b>	99	±1	6	7	21	41	24	±2	3.7	±0.1	
<b>E1 – E4</b>	99	±1	8	7	22	39	24	±3	3.6	±0.1	
E1 – E3	100	±1	9	6	22	38	26	±4	3.7	±0.1	
E4	99	±1	8	8	22	40	23	±3	3.6	±0.1	
<b>E5 – E9</b>	99	±1	5	7	21	43	24	±2	3.8	±0.1	
E5 – E6	99	±1	5	8	22	43	22	±2	3.7	±0.1	
E7 – E9	99	±1	3	5	17	45	32	±2	4.0	±0.1	
<b>Officers</b>	100	±1	2	5	15	48	29	±2	4.0	±0.1	
<b>W1 – W5</b>	99	±1	4	6	21	47	22	±4	3.8	±0.1	
<b>O1 – O3</b>	100	±1	2	6	16	50	26	±2	3.9	±0.1	
<b>O4 – O6</b>	99	±1	2	4	13	47	33	±2	4.1	±0.1	
<b>DEPLOYMENT</b>											
<b>Deployed Past 12 Months</b>	100	±1	6	8	22	42	22	±2	3.7	±0.1	
<b>Not Deployed Past 12 Months</b>	99	±1	5	6	19	43	27	±2	3.8	±0.1	
<b>RACE/ETHNICITY</b>											
<b>Non-Hispanic White</b>	99	±1	5	6	19	44	25	±2	3.8	±0.1	
<b>Total Minority</b>	99	±1	6	7	22	41	24	±2	3.7	±0.1	
Non-Hispanic Black	99	±1	6	6	23	38	26	±3	3.7	±0.1	
Hispanic	99	±1	6	7	21	43	23	±4	3.7	±0.1	
<b>EXPERIENCED BEHAVIORS</b>											
<b>Experienced USC</b>	100	±1	18	10	24	31	16	±8	3.2	±0.2	
<b>Not Experienced USC</b>	99	±1	5	7	20	43	25	±2	3.8	±0.1	
<b>Experienced SH</b>	99	±1	13	11	21	36	19	±3	3.4	±0.1	
<b>Not Experienced SH</b>	99	±1	5	6	20	43	26	±2	3.8	±0.1	
<b>FEMALES</b>											
<b>Total</b>	100	±1	7	7	18	42	26	±2	3.7	±0.1	
<b>Army</b>	99	±1	8	7	19	40	25	±3	3.7	±0.1	
<b>Navy</b>	100	±1	7	9	20	42	22	±3	3.6	±0.1	
<b>Marine Corps</b>	100	±1	7	6	19	38	29	±9	3.8	±0.2	
<b>Air Force</b>	99	±1	5	6	14	46	30	±3	3.9	±0.1	
<b>Enlisted</b>	99	±1	7	7	18	41	26	±2	3.7	±0.1	
<b>E1 – E4</b>	99	±1	8	7	20	39	26	±3	3.7	±0.1	
<b>E5 – E9</b>	100	±1	6	7	17	43	27	±3	3.8	±0.1	
<b>Officers</b>	100	±1	4	8	15	47	26	±3	3.8	±0.1	
<b>O1 – O3</b>	100	±1	4	8	16	48	24	±4	3.8	±0.1	
<b>O4 – O6</b>	100	±1	5	7	12	45	31	±3	3.9	±0.1	

Note. Percent responding are Service members who answered the question. Items Q25a-p are used by permission of the copyright holder, The Gallup Organization, 901 F Street NW, Washington, DC 20004.

25e. Continued	Percent Responding		Percentages					Max ME	Average Agreement		
			1	2	3	4	5				
<b>FEMALES (CONTINUED)</b>											
Experienced USC	99	±1	12	8	20	39	21	±8	3.5	±0.2	
Not Experienced USC	100	±1	6	7	17	43	27	±2	3.8	±0.1	
Experienced SH	100	±1	12	10	19	39	19	±3	3.4	±0.1	
Not Experienced SH	100	±1	4	6	17	44	30	±2	3.9	±0.1	
Deployed Past 12 Months	100	±1	8	8	21	40	23	±3	3.6	±0.1	
Not Deployed Past 12 Months	100	±1	6	7	17	43	27	±2	3.8	±0.1	
Army Enlisted	99	±1	9	7	19	39	25	±3	3.6	±0.1	
E1 – E4	99	±1	12	7	20	37	24	±5	3.5	±0.2	
Army Officers	100	±1	4	7	19	46	25	±4	3.8	±0.1	
Navy Enlisted	100	±1	7	9	21	41	22	±4	3.6	±0.1	
E1 – E4	99	±1	6	9	25	39	20	±6	3.6	±0.2	
Navy Officers	100	±0	7	9	15	48	21	±6	3.7	±0.2	
Marine Corps Enlisted	100	±1	7	6	20	37	29	±10	3.8	±0.3	
E1 – E4	100	±0	9	5	20	36	30	±15	3.7	±0.4	
Marine Corps Officers	99	±2	6	6	11	46	30	±10	3.9	±0.2	
Air Force Enlisted	99	±1	5	5	14	45	30	±4	3.9	±0.1	
E1 – E4	99	±1	6	5	15	43	31	±6	3.9	±0.1	
Air Force Officers	100	±1	3	7	11	48	30	±4	3.9	±0.1	
<b>MALES</b>											
Total	99	±1	5	7	21	43	25	±2	3.7	±0.1	
Army	99	±1	6	6	21	43	23	±3	3.7	±0.1	
Navy	99	±1	6	8	23	41	22	±3	3.7	±0.1	
Marine Corps	100	±1	5	6	20	43	26	±3	3.8	±0.1	
Air Force	100	±1	3	6	18	44	29	±2	3.9	±0.1	
Enlisted	99	±1	6	7	22	41	24	±2	3.7	±0.1	
E1 – E4	99	±1	8	7	23	39	24	±3	3.6	±0.1	
E5 – E9	99	±1	5	7	21	43	24	±2	3.8	±0.1	
Officers	100	±1	2	5	15	49	29	±2	4.0	±0.1	
O1 – O3	100	±1	2	5	16	50	27	±3	3.9	±0.1	
O4 – O6	99	±1	2	4	13	47	34	±2	4.1	±0.1	
Experienced USC	100	±1	21	12	27	27	13	±12	3.0	±0.3	
Not Experienced USC	99	±1	5	6	20	43	25	±2	3.8	±0.1	
Experienced SH	99	±1	13	12	22	33	19	±6	3.3	±0.2	
Not Experienced SH	99	±1	5	6	21	43	25	±2	3.8	±0.1	
Deployed Past 12 Months	100	±1	6	8	22	43	22	±3	3.7	±0.1	
Not Deployed Past 12 Months	99	±1	5	6	20	42	27	±2	3.8	±0.1	
Army Enlisted	99	±1	7	7	22	42	22	±3	3.7	±0.1	
E1 – E4	99	±1	10	7	22	38	23	±6	3.6	±0.2	
Army Officers	99	±1	3	5	18	46	28	±3	3.9	±0.1	
Navy Enlisted	99	±1	7	8	24	39	22	±3	3.6	±0.1	
E1 – E4	99	±1	10	8	28	34	21	±6	3.5	±0.2	
Navy Officers	100	±1	2	4	16	51	27	±3	4.0	±0.1	
Marine Corps Enlisted	100	±1	6	6	21	42	25	±4	3.7	±0.1	
E1 – E4	100	±1	7	7	21	42	23	±5	3.7	±0.1	
Marine Corps Officers	100	±0	1	4	13	50	32	±5	4.1	±0.1	
Air Force Enlisted	100	±1	4	7	19	42	29	±3	3.9	±0.1	
E1 – E4	100	±0	3	6	20	42	29	±5	3.9	±0.1	
Air Force Officers	99	±1	1	4	13	49	33	±3	4.1	±0.1	

**25. How much do you agree or disagree with the following statements about your workplace?**

**f. There is someone at work who encourages my development.**

1. Strongly disagree  
4. Agree

2. Disagree  
5. Strongly agree

3. Neither agree nor disagree

	Percent Responding		Percentages					Max ME	Average Agreement		
			1	2	3	4	5				
<b>TOTAL</b>	100	±1	5	10	21	42	23	±2	3.7	±0.1	
<b>Army</b>	99	±1	5	11	22	40	22	±3	3.6	±0.1	
<b>Navy</b>	99	±1	4	11	21	42	22	±3	3.7	±0.1	
<b>Marine Corps</b>	100	±1	4	8	19	43	26	±3	3.8	±0.1	
<b>Air Force</b>	100	±1	4	10	19	42	25	±2	3.7	±0.1	
<b>PAYGRADE</b>											
<b>Enlisted</b>	100	±1	5	10	21	41	23	±2	3.7	±0.1	
<b>E1 – E4</b>	100	±1	5	10	19	41	25	±3	3.7	±0.1	
E1 – E3	99	±1	6	9	18	41	27	±4	3.7	±0.1	
E4	100	±1	5	11	20	41	24	±3	3.7	±0.1	
<b>E5 – E9</b>	100	±1	4	11	22	41	22	±2	3.6	±0.1	
E5 – E6	100	±1	5	11	22	41	21	±2	3.6	±0.1	
E7 – E9	100	±1	3	10	22	41	24	±2	3.7	±0.1	
<b>Officers</b>	100	±1	3	10	20	45	22	±2	3.7	±0.1	
<b>W1 – W5</b>	100	±1	4	12	26	41	17	±5	3.5	±0.1	
<b>O1 – O3</b>	100	±1	3	9	18	47	24	±2	3.8	±0.1	
<b>O4 – O6</b>	100	±1	3	11	22	42	22	±2	3.7	±0.1	
<b>DEPLOYMENT</b>											
<b>Deployed Past 12 Months</b>	99	±1	4	11	22	42	21	±2	3.6	±0.1	
<b>Not Deployed Past 12 Months</b>	100	±1	5	10	20	42	24	±2	3.7	±0.1	
<b>RACE/ETHNICITY</b>											
<b>Non-Hispanic White</b>	100	±1	4	10	20	42	23	±2	3.7	±0.1	
<b>Total Minority</b>	99	±1	5	11	21	40	23	±2	3.7	±0.1	
Non-Hispanic Black	99	±1	5	11	22	38	24	±3	3.6	±0.1	
Hispanic	99	±1	5	10	20	43	23	±4	3.7	±0.1	
<b>EXPERIENCED BEHAVIORS</b>											
<b>Experienced USC</b>	100	±1	13	12	27	35	13	±8	3.2	±0.2	
<b>Not Experienced USC</b>	100	±1	4	10	20	42	23	±2	3.7	±0.1	
<b>Experienced SH</b>	99	±1	11	15	23	35	16	±4	3.3	±0.1	
<b>Not Experienced SH</b>	100	±1	4	10	20	42	24	±2	3.7	±0.1	
<b>FEMALES</b>											
<b>Total</b>	99	±1	6	11	20	39	24	±2	3.6	±0.1	
<b>Army</b>	99	±1	7	11	21	38	23	±3	3.6	±0.1	
<b>Navy</b>	99	±1	5	12	20	41	22	±3	3.6	±0.1	
<b>Marine Corps</b>	100	±1	8	9	20	37	26	±9	3.6	±0.3	
<b>Air Force</b>	100	±1	5	12	19	39	26	±3	3.7	±0.1	
<b>Enlisted</b>	99	±1	6	11	20	38	24	±2	3.6	±0.1	
E1 – E4	99	±1	7	9	21	38	25	±3	3.7	±0.1	
E5 – E9	100	±1	6	13	19	39	24	±3	3.6	±0.1	
<b>Officers</b>	99	±1	4	13	20	41	21	±3	3.6	±0.1	
O1 – O3	99	±1	4	12	20	43	22	±4	3.7	±0.1	
O4 – O6	100	±1	6	15	19	39	21	±3	3.5	±0.1	

Note. Percent responding are Service members who answered the question. Items Q25a-p are used by permission of the copyright holder, The Gallup Organization, 901 F Street NW, Washington, DC 20004.



25f. Continued	Percent Responding		Percentages					Max ME	Average Agreement		
			1	2	3	4	5				
<b>FEMALES (CONTINUED)</b>											
Experienced USC	100	±1	13	12	19	37	19	±8	3.4	±0.2	
Not Experienced USC	100	±1	5	11	20	39	24	±2	3.7	±0.1	
Experienced SH	99	±2	10	15	21	36	19	±3	3.4	±0.1	
Not Experienced SH	99	±1	4	10	20	41	26	±2	3.8	±0.1	
Deployed Past 12 Months	99	±2	6	12	22	39	21	±3	3.6	±0.1	
Not Deployed Past 12 Months	100	±1	6	11	19	39	25	±2	3.7	±0.1	
Army Enlisted	99	±2	7	11	21	37	24	±3	3.6	±0.1	
E1 – E4	98	±3	8	9	23	36	25	±4	3.6	±0.1	
Army Officers	100	±1	4	12	22	41	21	±4	3.6	±0.1	
Navy Enlisted	100	±1	5	12	20	41	22	±4	3.6	±0.1	
E1 – E4	99	±1	4	9	23	39	24	±6	3.7	±0.2	
Navy Officers	99	±2	7	14	21	41	17	±6	3.5	±0.2	
Marine Corps Enlisted	100	±1	9	9	21	36	26	±10	3.6	±0.3	
E1 – E4	100	±1	12	9	17	37	25	±16	3.6	±0.4	
Marine Corps Officers	100	±1	5	13	17	40	25	±11	3.7	±0.3	
Air Force Enlisted	100	±1	5	11	19	38	27	±4	3.7	±0.1	
E1 – E4	99	±1	6	10	18	38	27	±6	3.7	±0.2	
Air Force Officers	99	±1	3	15	18	41	23	±4	3.7	±0.1	
<b>MALES</b>											
Total	100	±1	4	10	21	42	23	±2	3.7	±0.1	
Army	100	±1	5	11	22	41	21	±3	3.6	±0.1	
Navy	99	±1	4	11	22	42	22	±3	3.7	±0.1	
Marine Corps	100	±1	4	8	19	43	26	±3	3.8	±0.1	
Air Force	100	±1	4	10	19	43	25	±2	3.7	±0.1	
Enlisted	100	±1	5	10	21	41	23	±2	3.7	±0.1	
E1 – E4	100	±1	5	10	18	42	25	±3	3.7	±0.1	
E5 – E9	100	±1	4	11	22	41	21	±2	3.6	±0.1	
Officers	100	±1	2	10	20	45	23	±2	3.8	±0.1	
O1 – O3	100	±1	2	8	17	48	24	±3	3.8	±0.1	
O4 – O6	100	±1	2	11	22	43	22	±2	3.7	±0.1	
Experienced USC	100	±0	13	12	31	34	9	±12	3.1	±0.3	
Not Experienced USC	100	±1	4	10	20	42	23	±2	3.7	±0.1	
Experienced SH	99	±2	11	15	25	35	14	±6	3.3	±0.2	
Not Experienced SH	100	±1	4	10	20	42	23	±2	3.7	±0.1	
Deployed Past 12 Months	100	±1	4	11	22	42	21	±3	3.6	±0.1	
Not Deployed Past 12 Months	100	±1	4	10	20	42	24	±2	3.7	±0.1	
Army Enlisted	100	±1	5	12	22	40	22	±3	3.6	±0.1	
E1 – E4	100	±1	5	12	20	38	25	±5	3.6	±0.2	
Army Officers	100	±1	3	10	21	45	21	±3	3.7	±0.1	
Navy Enlisted	99	±1	4	11	21	42	22	±3	3.7	±0.1	
E1 – E4	99	±1	5	11	20	41	23	±6	3.7	±0.2	
Navy Officers	100	±1	3	10	23	44	21	±3	3.7	±0.1	
Marine Corps Enlisted	100	±1	4	8	18	43	26	±4	3.8	±0.1	
E1 – E4	100	±1	6	9	15	45	26	±5	3.8	±0.1	
Marine Corps Officers	100	±1	1	8	20	46	26	±5	3.9	±0.1	
Air Force Enlisted	100	±1	4	10	19	42	24	±3	3.7	±0.1	
E1 – E4	100	±1	5	6	17	46	26	±5	3.8	±0.1	
Air Force Officers	100	±1	2	9	17	46	25	±3	3.8	±0.1	

**25. How much do you agree or disagree with the following statements about your workplace?**

**g. At work, my opinions seem to count.**

1. Strongly disagree                      2. Disagree                                      3. Neither agree nor disagree  
 4. Agree                                      5. Strongly agree

	Percent Responding		Percentages					Max ME	Average Agreement		
			1	2	3	4	5				
<b>TOTAL</b>	99	±1	8	12	20	40	20	±2	3.5	±0.1	
<b>Army</b>	99	±1	8	12	21	40	20	±2	3.5	±0.1	
<b>Navy</b>	99	±1	8	13	21	39	19	±3	3.5	±0.1	
<b>Marine Corps</b>	99	±1	7	11	19	40	22	±3	3.6	±0.1	
<b>Air Force</b>	100	±1	6	10	19	42	22	±2	3.6	±0.1	
<b>PAYGRADE</b>											
<b>Enlisted</b>	99	±1	9	13	21	38	19	±2	3.5	±0.1	
<b>E1 – E4</b>	99	±1	13	17	24	32	15	±3	3.2	±0.1	
E1 – E3	99	±1	14	17	25	31	13	±4	3.1	±0.1	
E4	100	±1	12	17	23	33	16	±3	3.2	±0.1	
<b>E5 – E9</b>	100	±1	5	10	20	43	22	±2	3.7	±0.1	
E5 – E6	100	±1	6	11	22	42	19	±2	3.6	±0.1	
E7 – E9	100	±1	2	5	13	46	34	±2	4.0	±0.1	
<b>Officers</b>	100	±1	2	6	13	51	27	±2	3.9	±0.1	
<b>W1 – W5</b>	100	±1	3	7	16	49	26	±4	3.9	±0.1	
<b>O1 – O3</b>	100	±1	3	8	17	51	22	±2	3.8	±0.1	
<b>O4 – O6</b>	100	±1	2	4	9	50	35	±2	4.1	±0.1	
<b>DEPLOYMENT</b>											
<b>Deployed Past 12 Months</b>	99	±1	9	12	20	40	19	±2	3.5	±0.1	
<b>Not Deployed Past 12 Months</b>	100	±1	7	11	20	41	21	±2	3.6	±0.1	
<b>RACE/ETHNICITY</b>											
<b>Non-Hispanic White</b>	100	±1	7	12	19	41	21	±2	3.6	±0.1	
<b>Total Minority</b>	99	±1	8	11	22	40	20	±2	3.5	±0.1	
Non-Hispanic Black	99	±1	7	11	20	41	21	±3	3.6	±0.1	
Hispanic	99	±1	8	11	22	39	19	±4	3.5	±0.1	
<b>EXPERIENCED BEHAVIORS</b>											
<b>Experienced USC</b>	100	±1	21	16	25	27	11	±8	2.9	±0.2	
<b>Not Experienced USC</b>	99	±1	7	11	20	41	21	±2	3.6	±0.1	
<b>Experienced SH</b>	99	±1	18	18	23	30	11	±3	3.0	±0.1	
<b>Not Experienced SH</b>	100	±1	6	11	20	42	21	±2	3.6	±0.1	
<b>FEMALES</b>											
<b>Total</b>	99	±1	8	14	22	38	18	±2	3.4	±0.1	
<b>Army</b>	99	±1	9	13	22	38	18	±3	3.4	±0.1	
<b>Navy</b>	100	±1	9	17	23	37	15	±3	3.3	±0.1	
<b>Marine Corps</b>	100	±1	12	13	25	32	17	±9	3.3	±0.3	
<b>Air Force</b>	99	±1	7	13	20	40	19	±3	3.5	±0.1	
<b>Enlisted</b>	99	±1	9	15	23	36	17	±2	3.4	±0.1	
E1 – E4	99	±1	12	17	27	31	14	±3	3.2	±0.1	
E5 – E9	100	±1	7	14	20	40	19	±3	3.5	±0.1	
<b>Officers</b>	99	±1	5	10	16	48	21	±3	3.7	±0.1	
O1 – O3	99	±1	4	11	17	50	17	±4	3.6	±0.1	
O4 – O6	99	±1	5	8	13	47	27	±3	3.8	±0.1	

Note. Percent responding are Service members who answered the question. Items Q25a-p are used by permission of the copyright holder, The Gallup Organization, 901 F Street NW, Washington, DC 20004.

25g. Continued	Percent Responding		Percentages					Max ME	Average Agreement		
			1	2	3	4	5				
<b>FEMALES (CONTINUED)</b>											
Experienced USC	100	±1	17	19	22	28	14	±7	3.0	±0.2	
Not Experienced USC	99	±1	8	14	22	39	18	±2	3.5	±0.1	
Experienced SH	99	±2	14	20	25	30	11	±3	3.0	±0.1	
Not Experienced SH	99	±1	6	12	20	42	21	±2	3.6	±0.1	
Deployed Past 12 Months	99	±2	10	16	21	37	16	±3	3.3	±0.1	
Not Deployed Past 12 Months	100	±1	8	14	22	38	18	±2	3.4	±0.1	
Army Enlisted	99	±2	11	14	24	35	17	±3	3.3	±0.1	
E1 – E4	98	±3	14	18	25	28	14	±4	3.1	±0.2	
Army Officers	100	±1	4	9	16	50	22	±4	3.8	±0.1	
Navy Enlisted	100	±1	9	18	24	35	14	±4	3.3	±0.1	
E1 – E4	99	±1	9	18	28	33	13	±6	3.2	±0.2	
Navy Officers	99	±2	7	13	16	45	18	±6	3.5	±0.2	
Marine Corps Enlisted	100	±1	13	14	25	31	17	±10	3.3	±0.3	
E1 – E4	100	±1	19	15	26	28	13	±15	3.0	±0.4	
Marine Corps Officers	100	±1	6	11	23	40	20	±11	3.6	±0.2	
Air Force Enlisted	100	±1	7	14	21	38	19	±4	3.5	±0.1	
E1 – E4	99	±1	9	15	28	33	15	±6	3.3	±0.2	
Air Force Officers	99	±1	4	9	15	49	22	±4	3.8	±0.1	
<b>MALES</b>											
Total	100	±1	7	11	20	41	21	±2	3.6	±0.1	
Army	100	±1	8	11	21	40	20	±3	3.5	±0.1	
Navy	99	±1	8	12	20	40	19	±3	3.5	±0.1	
Marine Corps	99	±1	7	11	19	41	23	±3	3.6	±0.1	
Air Force	100	±1	6	9	18	43	23	±2	3.7	±0.1	
Enlisted	99	±1	9	12	21	39	19	±2	3.5	±0.1	
E1 – E4	99	±1	13	16	23	33	15	±3	3.2	±0.1	
E5 – E9	99	±1	5	9	20	44	23	±2	3.7	±0.1	
Officers	100	±1	2	5	13	51	28	±2	4.0	±0.1	
O1 – O3	100	±1	3	7	17	51	23	±3	3.9	±0.1	
O4 – O6	100	±1	1	4	8	51	36	±2	4.2	±0.1	
Experienced USC	100	±1	24	14	27	26	9	±12	2.8	±0.3	
Not Experienced USC	99	±1	7	11	19	41	21	±2	3.6	±0.1	
Experienced SH	99	±1	21	17	21	31	11	±6	2.9	±0.2	
Not Experienced SH	100	±1	7	11	20	42	21	±2	3.6	±0.1	
Deployed Past 12 Months	100	±1	9	12	20	40	20	±2	3.5	±0.1	
Not Deployed Past 12 Months	100	±1	7	11	20	42	22	±2	3.6	±0.1	
Army Enlisted	100	±1	9	12	23	38	18	±3	3.4	±0.1	
E1 – E4	100	±1	14	18	23	29	16	±5	3.1	±0.2	
Army Officers	99	±1	3	6	13	51	27	±3	3.9	±0.1	
Navy Enlisted	99	±1	9	13	22	38	18	±3	3.4	±0.1	
E1 – E4	99	±1	16	18	23	31	12	±6	3.0	±0.2	
Navy Officers	100	±1	2	6	13	51	28	±3	4.0	±0.1	
Marine Corps Enlisted	99	±1	8	12	19	40	21	±3	3.6	±0.1	
E1 – E4	99	±1	10	14	22	38	16	±5	3.4	±0.2	
Marine Corps Officers	100	±1	1	3	15	48	33	±5	4.1	±0.1	
Air Force Enlisted	100	±1	8	11	20	41	21	±3	3.6	±0.1	
E1 – E4	100	±1	11	14	24	36	14	±5	3.3	±0.2	
Air Force Officers	100	±1	2	5	12	52	29	±3	4.0	±0.1	

**25. How much do you agree or disagree with the following statements about your workplace?**

**h. The mission/purpose of my Service makes me feel my job is important.**

1. Strongly disagree  
4. Agree

2. Disagree  
5. Strongly agree

3. Neither agree nor disagree

	Percent Responding		Percentages					Max ME	Average Agreement		
			1	2	3	4	5				
<b>TOTAL</b>	99	±1	6	9	19	40	26	±2	3.7	±0.1	
<b>Army</b>	99	±1	7	9	19	40	25	±2	3.7	±0.1	
<b>Navy</b>	99	±1	6	11	19	40	23	±3	3.6	±0.1	
<b>Marine Corps</b>	99	±1	6	8	19	39	29	±3	3.8	±0.1	
<b>Air Force</b>	100	±1	5	8	17	42	29	±2	3.8	±0.1	
<b>PAYGRADE</b>											
<b>Enlisted</b>	99	±1	7	10	20	39	25	±2	3.6	±0.1	
<b>E1 – E4</b>	99	±1	10	13	23	33	21	±3	3.4	±0.1	
E1 – E3	99	±1	11	11	23	33	22	±4	3.4	±0.1	
E4	99	±1	9	14	23	34	20	±3	3.4	±0.1	
<b>E5 – E9</b>	99	±1	5	8	17	43	28	±2	3.8	±0.1	
E5 – E6	99	±1	6	9	20	41	24	±2	3.7	±0.1	
E7 – E9	99	±1	2	4	10	47	38	±2	4.2	±0.1	
<b>Officers</b>	99	±1	2	5	12	49	32	±2	4.0	±0.1	
<b>W1 – W5</b>	98	±3	3	4	12	48	33	±4	4.0	±0.1	
<b>O1 – O3</b>	99	±1	3	6	14	49	28	±2	3.9	±0.1	
<b>O4 – O6</b>	99	±1	2	4	9	48	38	±2	4.2	±0.1	
<b>DEPLOYMENT</b>											
<b>Deployed Past 12 Months</b>	99	±1	7	10	19	40	24	±2	3.6	±0.1	
<b>Not Deployed Past 12 Months</b>	99	±1	6	8	18	40	27	±2	3.8	±0.1	
<b>RACE/ETHNICITY</b>											
<b>Non-Hispanic White</b>	100	±1	6	10	18	40	26	±2	3.7	±0.1	
<b>Total Minority</b>	99	±1	6	8	19	40	26	±2	3.7	±0.1	
Non-Hispanic Black	99	±1	5	8	19	41	27	±3	3.8	±0.1	
Hispanic	99	±1	7	8	20	39	26	±4	3.7	±0.1	
<b>EXPERIENCED BEHAVIORS</b>											
<b>Experienced USC</b>	100	±1	12	14	32	25	17	±8	3.2	±0.2	
<b>Not Experienced USC</b>	99	±1	6	9	18	41	27	±2	3.7	±0.1	
<b>Experienced SH</b>	99	±1	12	15	23	34	16	±3	3.3	±0.1	
<b>Not Experienced SH</b>	99	±1	6	8	18	41	27	±2	3.8	±0.1	
<b>FEMALES</b>											
<b>Total</b>	99	±1	6	9	22	41	22	±2	3.6	±0.1	
<b>Army</b>	99	±1	7	8	21	40	23	±3	3.6	±0.1	
<b>Navy</b>	99	±1	6	11	25	39	19	±3	3.5	±0.1	
<b>Marine Corps</b>	100	±1	9	7	27	35	22	±9	3.5	±0.3	
<b>Air Force</b>	99	±1	6	7	20	44	23	±3	3.7	±0.1	
<b>Enlisted</b>	99	±1	7	9	23	39	21	±2	3.6	±0.1	
<b>E1 – E4</b>	99	±1	9	11	27	34	19	±3	3.4	±0.1	
<b>E5 – E9</b>	99	±1	5	8	20	43	24	±3	3.7	±0.1	
<b>Officers</b>	99	±1	4	6	15	49	26	±3	3.9	±0.1	
<b>O1 – O3</b>	99	±1	4	8	16	50	22	±4	3.8	±0.1	
<b>O4 – O6</b>	99	±1	3	4	13	48	32	±3	4.0	±0.1	

Note. Percent responding are Service members who answered the question. Items Q25a-p are used by permission of the copyright holder, The Gallup Organization, 901 F Street NW, Washington, DC 20004.

25h. Continued	Percent Responding		Percentages					Max ME	Average Agreement		
			1	2	3	4	5				
<b>FEMALES (CONTINUED)</b>											
Experienced USC	99	±1	15	11	28	28	19	±8	3.3	±0.2	
Not Experienced USC	99	±1	6	8	21	42	23	±2	3.7	±0.1	
Experienced SH	99	±2	10	13	24	37	16	±3	3.4	±0.1	
Not Experienced SH	99	±1	5	6	21	43	25	±2	3.8	±0.1	
Deployed Past 12 Months	99	±2	7	9	22	41	21	±3	3.6	±0.1	
Not Deployed Past 12 Months	99	±1	6	8	22	41	23	±2	3.7	±0.1	
Army Enlisted	99	±2	8	9	22	38	22	±3	3.6	±0.1	
E1 – E4	98	±3	10	11	26	33	19	±4	3.4	±0.1	
Army Officers	99	±1	3	6	15	49	27	±4	3.9	±0.1	
Navy Enlisted	99	±1	6	12	27	36	18	±4	3.5	±0.1	
E1 – E4	99	±1	7	14	32	32	16	±6	3.4	±0.2	
Navy Officers	99	±2	7	6	13	51	24	±6	3.8	±0.2	
Marine Corps Enlisted	100	±1	10	7	29	33	22	±10	3.5	±0.3	
E1 – E4	100	±1	14	7	30	30	19	±15	3.3	±0.4	
Marine Corps Officers	100	±1	5	10	12	50	23	±11	3.8	±0.2	
Air Force Enlisted	99	±1	6	8	21	43	23	±4	3.7	±0.1	
E1 – E4	99	±1	8	9	24	39	20	±6	3.5	±0.2	
Air Force Officers	100	±1	3	6	17	48	26	±4	3.9	±0.1	
<b>MALES</b>											
Total	99	±1	6	9	18	40	27	±2	3.7	±0.1	
Army	99	±1	7	9	19	40	26	±3	3.7	±0.1	
Navy	99	±1	6	11	18	40	24	±3	3.6	±0.1	
Marine Corps	99	±1	6	8	18	39	29	±3	3.8	±0.1	
Air Force	100	±1	5	8	16	41	30	±2	3.8	±0.1	
Enlisted	99	±1	7	10	19	38	25	±2	3.7	±0.1	
E1 – E4	99	±1	10	13	22	33	22	±3	3.4	±0.1	
E5 – E9	99	±1	5	8	17	43	28	±2	3.8	±0.1	
Officers	99	±1	2	5	11	48	34	±2	4.1	±0.1	
O1 – O3	99	±1	3	6	13	49	30	±3	4.0	±0.1	
O4 – O6	99	±1	1	4	8	48	39	±2	4.2	±0.1	
Experienced USC	100	±0	10	17	34	23	16	±13	3.2	±0.3	
Not Experienced USC	99	±1	6	9	17	41	27	±2	3.7	±0.1	
Experienced SH	99	±1	13	16	23	32	16	±6	3.2	±0.2	
Not Experienced SH	99	±1	6	9	18	41	27	±2	3.8	±0.1	
Deployed Past 12 Months	99	±1	7	10	19	40	24	±3	3.6	±0.1	
Not Deployed Past 12 Months	99	±1	5	8	18	40	28	±2	3.8	±0.1	
Army Enlisted	99	±1	8	9	21	38	24	±3	3.6	±0.1	
E1 – E4	99	±1	11	13	24	32	20	±5	3.4	±0.2	
Army Officers	99	±1	2	6	12	47	32	±3	4.0	±0.1	
Navy Enlisted	99	±1	7	13	20	38	22	±3	3.6	±0.1	
E1 – E4	99	±1	11	17	22	30	21	±6	3.3	±0.2	
Navy Officers	100	±1	2	5	10	52	32	±3	4.1	±0.1	
Marine Corps Enlisted	99	±1	6	8	19	38	28	±3	3.7	±0.1	
E1 – E4	99	±1	9	10	21	37	22	±5	3.5	±0.2	
Marine Corps Officers	100	±1	1	3	9	46	41	±5	4.2	±0.1	
Air Force Enlisted	100	±1	6	8	17	40	29	±3	3.8	±0.1	
E1 – E4	100	±1	8	11	20	35	26	±5	3.6	±0.2	
Air Force Officers	99	±1	2	5	11	47	35	±3	4.1	±0.1	

**25. How much do you agree or disagree with the following statements about your workplace?**

**i. My coworkers are committed to doing quality work.**

1. Strongly disagree  
4. Agree

2. Disagree  
5. Strongly agree

3. Neither agree nor disagree

	Percent Responding		Percentages					Max ME	Average Agreement		
			1	2	3	4	5				
<b>TOTAL</b>	99	±1	3	8	24	46	19	±2	3.7	±0.1	
<b>Army</b>	99	±1	4	8	26	45	17	±3	3.6	±0.1	
<b>Navy</b>	99	±1	3	10	25	45	17	±3	3.6	±0.1	
<b>Marine Corps</b>	100	±1	3	7	21	46	23	±3	3.8	±0.1	
<b>Air Force</b>	99	±1	2	7	20	49	22	±2	3.8	±0.1	
<b>PAYGRADE</b>											
<b>Enlisted</b>	99	±1	4	9	26	44	18	±2	3.6	±0.1	
<b>E1 – E4</b>	99	±1	5	11	30	39	15	±3	3.5	±0.1	
E1 – E3	99	±1	5	10	28	39	18	±4	3.6	±0.1	
E4	100	±1	5	12	31	39	13	±3	3.4	±0.1	
<b>E5 – E9</b>	99	±1	3	8	23	48	19	±2	3.7	±0.1	
E5 – E6	99	±1	3	9	26	46	17	±2	3.6	±0.1	
E7 – E9	99	±1	1	4	14	54	27	±2	4.0	±0.1	
<b>Officers</b>	100	±1	1	3	12	58	26	±2	4.1	±0.1	
<b>W1 – W5</b>	100	±1	1	3	16	58	22	±4	4.0	±0.1	
<b>O1 – O3</b>	100	±1	1	4	14	58	23	±2	4.0	±0.1	
<b>O4 – O6</b>	100	±1	1	2	9	57	32	±2	4.2	±0.1	
<b>DEPLOYMENT</b>											
<b>Deployed Past 12 Months</b>	99	±1	3	9	27	45	16	±2	3.6	±0.1	
<b>Not Deployed Past 12 Months</b>	99	±1	3	7	22	47	20	±2	3.7	±0.1	
<b>RACE/ETHNICITY</b>											
<b>Non-Hispanic White</b>	100	±1	3	8	22	48	19	±2	3.7	±0.1	
<b>Total Minority</b>	99	±1	3	8	25	44	19	±2	3.7	±0.1	
Non-Hispanic Black	99	±1	3	6	24	46	20	±3	3.7	±0.1	
Hispanic	99	±1	3	8	25	44	19	±4	3.7	±0.1	
<b>EXPERIENCED BEHAVIORS</b>											
<b>Experienced USC</b>	100	±1	8	14	35	35	7	±8	3.2	±0.2	
<b>Not Experienced USC</b>	99	±1	3	8	23	47	20	±2	3.7	±0.1	
<b>Experienced SH</b>	99	±1	9	15	31	36	9	±4	3.2	±0.1	
<b>Not Experienced SH</b>	99	±1	2	7	23	47	20	±2	3.8	±0.1	
<b>FEMALES</b>											
<b>Total</b>	99	±1	4	10	26	44	16	±2	3.6	±0.1	
<b>Army</b>	99	±1	5	10	27	43	15	±3	3.5	±0.1	
<b>Navy</b>	99	±1	4	12	29	42	13	±3	3.5	±0.1	
<b>Marine Corps</b>	100	±1	7	9	25	44	15	±10	3.5	±0.3	
<b>Air Force</b>	99	±1	3	8	22	48	19	±3	3.7	±0.1	
<b>Enlisted</b>	99	±1	5	11	28	41	15	±2	3.5	±0.1	
<b>E1 – E4</b>	99	±1	6	11	31	38	13	±3	3.4	±0.1	
<b>E5 – E9</b>	99	±1	4	10	25	44	17	±3	3.6	±0.1	
<b>Officers</b>	99	±1	2	5	16	57	20	±3	3.9	±0.1	
<b>O1 – O3</b>	99	±1	2	6	17	59	16	±4	3.8	±0.1	
<b>O4 – O6</b>	100	±1	1	4	13	55	27	±3	4.0	±0.1	

Note. Percent responding are Service members who answered the question. Items Q25a-p are used by permission of the copyright holder, The Gallup Organization, 901 F Street NW, Washington, DC 20004.

25i. Continued	Percent Responding		Percentages					Max ME	Average Agreement		
			1	2	3	4	5				
<b>FEMALES (CONTINUED)</b>											
Experienced USC	100	±1	11	15	31	32	11	±8	3.2	±0.2	
Not Experienced USC	99	±1	4	9	25	45	17	±2	3.6	±0.1	
Experienced SH	99	±2	8	15	30	38	9	±3	3.3	±0.1	
Not Experienced SH	99	±1	3	7	24	47	19	±2	3.7	±0.1	
Deployed Past 12 Months	98	±2	5	13	26	41	15	±3	3.5	±0.1	
Not Deployed Past 12 Months	99	±1	4	9	26	45	16	±2	3.6	±0.1	
Army Enlisted	99	±2	6	11	29	39	15	±3	3.5	±0.1	
E1 – E4	98	±3	7	13	32	34	13	±4	3.3	±0.1	
Army Officers	100	±1	2	5	17	59	17	±4	3.8	±0.1	
Navy Enlisted	99	±1	5	13	32	39	12	±4	3.4	±0.1	
E1 – E4	99	±1	5	12	35	37	11	±6	3.4	±0.1	
Navy Officers	99	±2	2	6	17	57	18	±6	3.8	±0.1	
Marine Corps Enlisted	100	±1	8	9	26	42	14	±10	3.5	±0.3	
E1 – E4	100	±1	13	7	29	39	11	±15	3.3	±0.4	
Marine Corps Officers	99	±1	0	6	18	58	18	±8	3.9	±0.1	
Air Force Enlisted	99	±1	4	9	24	45	18	±4	3.6	±0.1	
E1 – E4	99	±2	5	9	26	45	15	±6	3.6	±0.1	
Air Force Officers	99	±1	0	5	14	56	24	±4	4.0	±0.1	
<b>MALES</b>											
Total	99	±1	3	8	23	47	20	±2	3.7	±0.1	
Army	99	±1	4	8	26	46	17	±3	3.6	±0.1	
Navy	99	±1	3	9	25	46	18	±3	3.7	±0.1	
Marine Corps	100	±1	3	7	21	46	23	±3	3.8	±0.1	
Air Force	100	±1	2	6	19	50	22	±2	3.8	±0.1	
Enlisted	99	±1	3	9	25	44	18	±2	3.6	±0.1	
E1 – E4	100	±1	5	11	30	39	15	±3	3.5	±0.1	
E5 – E9	99	±1	2	7	22	48	20	±2	3.8	±0.1	
Officers	100	±1	1	2	12	58	28	±2	4.1	±0.1	
O1 – O3	100	±1	1	3	14	58	24	±3	4.0	±0.1	
O4 – O6	100	±1	1	2	8	57	33	±2	4.2	±0.1	
Experienced USC	100	±1	6	14	37	38	5	±12	3.2	±0.2	
Not Experienced USC	99	±1	3	8	23	47	20	±2	3.7	±0.1	
Experienced SH	99	±1	10	15	32	34	8	±6	3.2	±0.2	
Not Experienced SH	99	±1	2	7	23	47	20	±2	3.8	±0.1	
Deployed Past 12 Months	99	±1	3	9	27	45	16	±3	3.6	±0.1	
Not Deployed Past 12 Months	99	±1	3	7	21	48	21	±2	3.8	±0.1	
Army Enlisted	99	±1	4	9	28	43	16	±3	3.6	±0.1	
E1 – E4	100	±1	5	11	32	39	13	±6	3.4	±0.2	
Army Officers	100	±1	1	3	15	57	24	±3	4.0	±0.1	
Navy Enlisted	99	±1	3	11	27	43	16	±3	3.6	±0.1	
E1 – E4	99	±1	5	12	34	34	15	±6	3.4	±0.2	
Navy Officers	100	±1	0	3	11	60	26	±3	4.1	±0.1	
Marine Corps Enlisted	100	±1	3	8	22	45	22	±4	3.8	±0.1	
E1 – E4	100	±1	4	10	25	43	19	±5	3.6	±0.1	
Marine Corps Officers	100	±1	0	2	8	56	34	±5	4.2	±0.1	
Air Force Enlisted	100	±1	3	7	22	48	20	±3	3.8	±0.1	
E1 – E4	100	±1	3	9	25	44	18	±5	3.6	±0.1	
Air Force Officers	100	±1	1	2	9	57	31	±3	4.2	±0.1	

**25. How much do you agree or disagree with the following statements about your workplace?****j. I have a best friend at work.**1. Strongly disagree  
4. Agree2. Disagree  
5. Strongly agree

3. Neither agree nor disagree

	Percent Responding		Percentages					Max ME	Average Agreement		
			1	2	3	4	5				
<b>TOTAL</b>	99	±1	15	24	27	21	12	±1	2.9	±0.1	
<b>Army</b>	99	±1	15	24	28	20	13	±2	2.9	±0.1	
<b>Navy</b>	99	±1	15	24	28	22	11	±2	2.9	±0.1	
<b>Marine Corps</b>	100	±1	15	22	26	22	15	±3	3.0	±0.1	
<b>Air Force</b>	99	±1	15	25	27	21	13	±2	2.9	±0.1	
<b>PAYGRADE</b>											
<b>Enlisted</b>	99	±1	16	22	27	21	13	±2	2.9	±0.1	
<b>E1 – E4</b>	99	±1	14	18	25	25	18	±3	3.1	±0.1	
E1 – E3	99	±1	13	16	25	27	19	±4	3.2	±0.1	
E4	99	±1	15	19	25	24	17	±3	3.1	±0.1	
<b>E5 – E9</b>	99	±1	17	26	29	18	10	±2	2.8	±0.1	
E5 – E6	99	±1	18	24	29	19	10	±2	2.8	±0.1	
E7 – E9	99	±1	14	30	31	17	9	±2	2.8	±0.1	
<b>Officers</b>	99	±1	11	32	28	20	9	±2	2.8	±0.1	
<b>W1 – W5</b>	100	±1	12	26	32	22	9	±5	2.9	±0.1	
<b>O1 – O3</b>	100	±1	12	30	26	22	9	±2	2.9	±0.1	
<b>O4 – O6</b>	99	±1	11	36	29	17	7	±2	2.7	±0.1	
<b>DEPLOYMENT</b>											
<b>Deployed Past 12 Months</b>	99	±1	15	22	29	21	12	±2	2.9	±0.1	
<b>Not Deployed Past 12 Months</b>	99	±1	15	25	27	21	12	±2	2.9	±0.1	
<b>RACE/ETHNICITY</b>											
<b>Non-Hispanic White</b>	100	±1	13	25	27	22	13	±2	3.0	±0.1	
<b>Total Minority</b>	99	±1	18	23	28	19	12	±2	2.8	±0.1	
Non-Hispanic Black	99	±1	20	26	27	17	10	±3	2.7	±0.1	
Hispanic	99	±1	18	21	28	21	13	±3	2.9	±0.1	
<b>EXPERIENCED BEHAVIORS</b>											
<b>Experienced USC</b>	99	±1	25	21	23	18	13	±7	2.7	±0.3	
<b>Not Experienced USC</b>	99	±1	15	24	28	21	12	±1	2.9	±0.1	
<b>Experienced SH</b>	99	±1	25	26	20	18	11	±3	2.6	±0.1	
<b>Not Experienced SH</b>	99	±1	14	24	28	21	13	±2	2.9	±0.1	
<b>FEMALES</b>											
<b>Total</b>	99	±1	23	29	20	18	11	±2	2.7	±0.1	
<b>Army</b>	99	±1	24	28	21	16	11	±2	2.6	±0.1	
<b>Navy</b>	99	±1	21	29	21	19	9	±3	2.7	±0.1	
<b>Marine Corps</b>	100	±1	30	30	16	15	10	±8	2.5	±0.3	
<b>Air Force</b>	100	±1	21	28	20	18	12	±3	2.7	±0.1	
<b>Enlisted</b>	99	±1	23	27	21	18	11	±2	2.7	±0.1	
E1 – E4	99	±1	23	20	23	20	15	±3	2.8	±0.1	
E5 – E9	100	±1	24	32	20	16	9	±2	2.5	±0.1	
<b>Officers</b>	100	±1	18	38	18	18	8	±3	2.6	±0.1	
O1 – O3	99	±1	18	39	16	20	8	±4	2.6	±0.1	
O4 – O6	100	±1	18	38	22	15	7	±3	2.5	±0.1	

Note. Percent responding are Service members who answered the question. Items Q25a-p are used by permission of the copyright holder, The Gallup Organization, 901 F Street NW, Washington, DC 20004.



25j. Continued	Percent Responding		Percentages					Max ME	Average Agreement		
			1	2	3	4	5				
<b>FEMALES (CONTINUED)</b>											
Experienced USC	100	±1	31	22	16	17	14	±8	2.6	±0.3	
Not Experienced USC	99	±1	21	29	21	18	10	±2	2.7	±0.1	
Experienced SH	99	±2	28	28	17	17	10	±3	2.5	±0.1	
Not Experienced SH	99	±1	20	29	22	18	11	±2	2.7	±0.1	
Deployed Past 12 Months	99	±2	23	28	22	17	10	±3	2.6	±0.1	
Not Deployed Past 12 Months	100	±1	22	29	20	18	11	±2	2.7	±0.1	
Army Enlisted	99	±2	25	26	20	16	11	±3	2.6	±0.1	
E1 – E4	98	±3	24	21	21	19	15	±4	2.8	±0.2	
Army Officers	100	±1	18	36	23	16	7	±4	2.6	±0.1	
Navy Enlisted	100	±1	21	27	22	19	11	±3	2.7	±0.1	
E1 – E4	99	±1	20	18	26	23	13	±5	2.9	±0.2	
Navy Officers	99	±2	20	39	15	22	4	±6	2.5	±0.2	
Marine Corps Enlisted	100	±1	30	28	16	15	10	±9	2.5	±0.3	
E1 – E4	100	±1	30	24	15	19	12	±14	2.6	±0.4	
Marine Corps Officers	99	±1	24	43	13	12	9	±12	2.4	±0.3	
Air Force Enlisted	99	±1	22	26	21	18	13	±3	2.7	±0.1	
E1 – E4	99	±1	21	20	23	19	17	±6	2.9	±0.2	
Air Force Officers	100	±1	16	39	17	18	10	±4	2.7	±0.1	
<b>MALES</b>											
Total	99	±1	14	23	29	22	13	±2	3.0	±0.1	
Army	99	±1	14	23	30	20	13	±3	3.0	±0.1	
Navy	99	±1	14	24	29	22	11	±3	2.9	±0.1	
Marine Corps	100	±1	14	21	27	23	15	±3	3.0	±0.1	
Air Force	99	±1	13	24	28	22	13	±2	3.0	±0.1	
Enlisted	99	±1	15	22	28	22	14	±2	3.0	±0.1	
E1 – E4	99	±1	13	17	26	26	18	±3	3.2	±0.1	
E5 – E9	99	±1	16	25	30	19	10	±2	2.8	±0.1	
Officers	99	±1	10	31	30	20	9	±2	2.9	±0.1	
O1 – O3	100	±1	10	28	29	23	10	±2	2.9	±0.1	
O4 – O6	99	±1	10	36	30	17	7	±2	2.8	±0.1	
Experienced USC	99	±2	21	20	27	20	12	±12	2.8	±0.4	
Not Experienced USC	99	±1	14	23	29	22	13	±2	3.0	±0.1	
Experienced SH	99	±1	21	24	23	20	11	±6	2.8	±0.2	
Not Experienced SH	99	±1	13	23	29	22	13	±2	3.0	±0.1	
Deployed Past 12 Months	99	±1	14	22	30	21	13	±2	3.0	±0.1	
Not Deployed Past 12 Months	99	±1	14	24	28	22	13	±2	3.0	±0.1	
Army Enlisted	99	±1	14	22	29	21	14	±3	3.0	±0.1	
E1 – E4	99	±2	11	20	26	24	19	±5	3.2	±0.2	
Army Officers	99	±1	11	30	31	19	9	±3	2.8	±0.1	
Navy Enlisted	99	±1	15	22	29	22	11	±3	2.9	±0.1	
E1 – E4	99	±1	15	14	28	27	16	±6	3.1	±0.2	
Navy Officers	100	±1	10	31	29	21	9	±3	2.9	±0.1	
Marine Corps Enlisted	100	±1	15	20	26	23	16	±3	3.1	±0.1	
E1 – E4	100	±1	13	17	21	29	20	±5	3.2	±0.2	
Marine Corps Officers	100	±1	10	30	33	19	8	±5	2.9	±0.1	
Air Force Enlisted	99	±1	15	21	28	22	14	±3	3.0	±0.1	
E1 – E4	99	±1	12	17	27	26	19	±5	3.2	±0.2	
Air Force Officers	100	±1	9	33	27	22	9	±3	2.9	±0.1	

**25. How much do you agree or disagree with the following statements about your workplace?**

**k. In the last 6 months, someone at work has talked to me about my progress.**

1. Strongly disagree                      2. Disagree                                      3. Neither agree nor disagree  
 4. Agree                                      5. Strongly agree

	Percent Responding		Percentages					Max ME	Average Agreement		
			1	2	3	4	5				
<b>TOTAL</b>	100	±1	5	12	14	45	23	±2	3.7	±0.1	
<b>Army</b>	100	±1	6	12	14	44	23	±3	3.7	±0.1	
<b>Navy</b>	99	±1	5	12	14	49	21	±3	3.7	±0.1	
<b>Marine Corps</b>	100	±1	5	10	13	44	29	±3	3.8	±0.1	
<b>Air Force</b>	100	±1	5	13	14	45	24	±2	3.7	±0.1	
<b>PAYGRADE</b>											
<b>Enlisted</b>	100	±1	6	11	14	45	23	±2	3.7	±0.1	
<b>E1 – E4</b>	100	±1	6	9	13	47	26	±3	3.8	±0.1	
E1 – E3	100	±1	6	8	13	45	28	±4	3.8	±0.1	
E4	100	±1	5	9	13	48	24	±3	3.8	±0.1	
<b>E5 – E9</b>	100	±1	6	13	15	44	21	±2	3.6	±0.1	
E5 – E6	100	±1	6	13	16	45	21	±2	3.6	±0.1	
E7 – E9	99	±1	5	15	15	43	22	±2	3.6	±0.1	
<b>Officers</b>	100	±1	4	13	12	47	24	±2	3.7	±0.1	
<b>W1 – W5</b>	100	±1	5	14	16	43	22	±5	3.6	±0.1	
<b>O1 – O3</b>	100	±1	3	12	10	49	26	±2	3.8	±0.1	
<b>O4 – O6</b>	100	±1	5	16	12	44	23	±2	3.7	±0.1	
<b>DEPLOYMENT</b>											
<b>Deployed Past 12 Months</b>	100	±1	6	12	15	45	22	±2	3.7	±0.1	
<b>Not Deployed Past 12 Months</b>	100	±1	5	12	13	45	24	±2	3.7	±0.1	
<b>RACE/ETHNICITY</b>											
<b>Non-Hispanic White</b>	100	±1	5	12	13	46	24	±2	3.7	±0.1	
<b>Total Minority</b>	100	±1	6	11	15	45	23	±2	3.7	±0.1	
Non-Hispanic Black	99	±1	6	11	16	44	23	±3	3.7	±0.1	
Hispanic	100	±1	5	12	16	45	23	±4	3.7	±0.1	
<b>EXPERIENCED BEHAVIORS</b>											
<b>Experienced USC</b>	100	±1	13	17	17	41	12	±8	3.2	±0.2	
<b>Not Experienced USC</b>	100	±1	5	11	14	45	24	±2	3.7	±0.1	
<b>Experienced SH</b>	100	±1	11	16	13	45	15	±4	3.4	±0.1	
<b>Not Experienced SH</b>	100	±1	5	11	14	45	24	±2	3.7	±0.1	
<b>FEMALES</b>											
<b>Total</b>	100	±1	6	13	13	46	22	±2	3.6	±0.1	
<b>Army</b>	100	±1	8	12	14	44	22	±3	3.6	±0.1	
<b>Navy</b>	100	±1	5	13	14	49	19	±3	3.6	±0.1	
<b>Marine Corps</b>	100	±1	7	11	14	42	26	±8	3.7	±0.2	
<b>Air Force</b>	100	±1	6	14	11	46	23	±3	3.6	±0.1	
<b>Enlisted</b>	100	±1	7	12	14	46	22	±2	3.6	±0.1	
E1 – E4	100	±1	6	9	14	48	23	±3	3.7	±0.1	
E5 – E9	100	±1	8	15	13	44	20	±3	3.5	±0.1	
<b>Officers</b>	100	±1	5	17	10	46	22	±3	3.6	±0.1	
O1 – O3	100	±1	3	15	9	51	22	±4	3.8	±0.1	
O4 – O6	100	±1	8	20	11	39	21	±3	3.5	±0.1	

Note. Percent responding are Service members who answered the question. Items Q25a-p are used by permission of the copyright holder, The Gallup Organization, 901 F Street NW, Washington, DC 20004.

25k. Continued	Percent Responding		Percentages					Max ME	Average Agreement		
			1	2	3	4	5				
<b>FEMALES (CONTINUED)</b>											
Experienced USC	100	±1	11	14	10	47	17	±7	3.4	±0.2	
Not Experienced USC	100	±1	6	13	13	46	22	±2	3.7	±0.1	
Experienced SH	100	±1	10	15	12	46	17	±3	3.4	±0.1	
Not Experienced SH	100	±1	5	12	14	46	24	±2	3.7	±0.1	
Deployed Past 12 Months	100	±1	6	14	14	46	20	±3	3.6	±0.1	
Not Deployed Past 12 Months	100	±1	7	13	13	46	22	±2	3.6	±0.1	
Army Enlisted	100	±1	8	12	14	44	22	±3	3.6	±0.1	
E1 – E4	100	±1	6	9	14	45	24	±5	3.7	±0.1	
Army Officers	99	±1	7	14	13	44	22	±4	3.6	±0.1	
Navy Enlisted	100	±1	5	13	15	48	19	±4	3.6	±0.1	
E1 – E4	99	±1	4	9	15	51	22	±6	3.8	±0.1	
Navy Officers	100	±1	3	18	8	54	17	±6	3.6	±0.2	
Marine Corps Enlisted	100	±0	7	11	15	42	26	±9	3.7	±0.3	
E1 – E4	100	±0	8	9	14	42	27	±14	3.7	±0.4	
Marine Corps Officers	99	±2	6	15	11	40	28	±10	3.7	±0.2	
Air Force Enlisted	100	±1	7	13	12	46	22	±4	3.6	±0.1	
E1 – E4	100	±1	5	9	13	50	22	±6	3.7	±0.1	
Air Force Officers	100	±0	4	18	9	45	24	±4	3.7	±0.1	
<b>MALES</b>											
Total	100	±1	5	11	14	45	24	±2	3.7	±0.1	
Army	100	±1	6	12	15	44	23	±3	3.7	±0.1	
Navy	99	±1	5	11	14	49	21	±3	3.7	±0.1	
Marine Corps	100	±1	4	10	12	44	30	±3	3.8	±0.1	
Air Force	100	±1	5	12	14	44	24	±2	3.7	±0.1	
Enlisted	100	±1	6	11	15	45	24	±2	3.7	±0.1	
E1 – E4	100	±1	6	9	13	46	26	±3	3.8	±0.1	
E5 – E9	100	±1	5	13	16	44	21	±2	3.6	±0.1	
Officers	100	±1	4	13	12	47	25	±2	3.8	±0.1	
O1 – O3	100	±1	3	11	11	49	27	±3	3.9	±0.1	
O4 – O6	100	±1	4	15	12	45	24	±2	3.7	±0.1	
Experienced USC	100	±1	14	19	21	37	9	±12	3.1	±0.3	
Not Experienced USC	100	±1	5	11	14	45	24	±2	3.7	±0.1	
Experienced SH	100	±1	11	17	14	44	14	±6	3.3	±0.2	
Not Experienced SH	100	±1	5	11	14	45	24	±2	3.7	±0.1	
Deployed Past 12 Months	100	±1	6	12	15	45	22	±3	3.7	±0.1	
Not Deployed Past 12 Months	100	±1	5	11	14	45	25	±2	3.7	±0.1	
Army Enlisted	100	±1	7	11	15	44	23	±3	3.7	±0.1	
E1 – E4	100	±0	8	10	12	44	26	±6	3.7	±0.2	
Army Officers	100	±1	4	14	13	45	24	±3	3.7	±0.1	
Navy Enlisted	99	±1	5	11	15	49	21	±3	3.7	±0.1	
E1 – E4	99	±1	5	8	16	48	23	±6	3.8	±0.2	
Navy Officers	100	±1	5	13	10	49	23	±3	3.7	±0.1	
Marine Corps Enlisted	100	±1	5	10	12	44	30	±4	3.8	±0.1	
E1 – E4	100	±1	5	8	9	47	31	±5	3.9	±0.1	
Marine Corps Officers	100	±0	3	10	15	43	29	±5	3.8	±0.1	
Air Force Enlisted	100	±1	6	12	15	43	23	±3	3.7	±0.1	
E1 – E4	100	±0	4	7	14	48	26	±5	3.8	±0.1	
Air Force Officers	99	±1	3	13	10	48	26	±3	3.8	±0.1	

**25. How much do you agree or disagree with the following statements about your workplace?**

**I. This last year, I have had opportunities at work to learn and to grow.**

1. Strongly disagree  
4. Agree

2. Disagree  
5. Strongly agree

3. Neither agree nor disagree

	Percent Responding		Percentages					Max ME	Average Agreement		
			1	2	3	4	5				
<b>TOTAL</b>	100	±1	4	7	13	46	29	±2	3.9	±0.1	
<b>Army</b>	100	±1	5	8	14	45	29	±3	3.9	±0.1	
<b>Navy</b>	100	±1	4	7	15	49	26	±3	3.9	±0.1	
<b>Marine Corps</b>	100	±1	3	5	12	44	36	±3	4.0	±0.1	
<b>Air Force</b>	100	±1	4	7	12	47	30	±2	3.9	±0.1	
<b>PAYGRADE</b>											
<b>Enlisted</b>	100	±1	4	7	14	46	28	±2	3.9	±0.1	
<b>E1 – E4</b>	100	±1	5	7	15	44	29	±3	3.8	±0.1	
E1 – E3	100	±1	5	6	16	43	30	±4	3.8	±0.1	
E4	100	±1	5	8	15	44	28	±3	3.8	±0.1	
<b>E5 – E9</b>	100	±1	4	7	14	47	28	±2	3.9	±0.1	
E5 – E6	100	±1	4	8	14	46	27	±2	3.8	±0.1	
E7 – E9	100	±1	2	6	11	50	31	±2	4.0	±0.1	
<b>Officers</b>	100	±1	2	4	8	51	36	±2	4.1	±0.1	
<b>W1 – W5</b>	100	±1	3	6	10	49	32	±4	4.0	±0.1	
<b>O1 – O3</b>	100	±1	2	4	8	52	35	±2	4.1	±0.1	
<b>O4 – O6</b>	100	±1	2	4	7	50	37	±2	4.2	±0.1	
<b>DEPLOYMENT</b>											
<b>Deployed Past 12 Months</b>	100	±1	4	7	13	47	28	±2	3.9	±0.1	
<b>Not Deployed Past 12 Months</b>	100	±1	4	7	13	46	30	±2	3.9	±0.1	
<b>RACE/ETHNICITY</b>											
<b>Non-Hispanic White</b>	100	±1	4	7	12	47	30	±2	3.9	±0.1	
<b>Total Minority</b>	100	±1	5	6	15	46	28	±2	3.9	±0.1	
Non-Hispanic Black	99	±1	4	7	15	45	29	±3	3.9	±0.1	
Hispanic	100	±1	5	6	14	47	28	±4	3.9	±0.1	
<b>EXPERIENCED BEHAVIORS</b>											
<b>Experienced USC</b>	100	±1	12	14	18	38	18	±8	3.4	±0.2	
<b>Not Experienced USC</b>	100	±1	4	7	13	47	30	±2	3.9	±0.1	
<b>Experienced SH</b>	100	±1	10	11	17	41	21	±4	3.5	±0.1	
<b>Not Experienced SH</b>	100	±1	3	6	13	47	30	±2	3.9	±0.1	
<b>FEMALES</b>											
<b>Total</b>	100	±1	5	8	14	46	26	±2	3.8	±0.1	
<b>Army</b>	100	±1	6	8	15	44	27	±3	3.8	±0.1	
<b>Navy</b>	99	±1	5	9	15	47	23	±3	3.8	±0.1	
<b>Marine Corps</b>	99	±1	5	6	13	44	32	±9	3.9	±0.2	
<b>Air Force</b>	100	±1	4	8	12	48	27	±3	3.9	±0.1	
<b>Enlisted</b>	100	±1	6	9	15	45	25	±2	3.8	±0.1	
E1 – E4	99	±1	5	8	16	46	25	±3	3.8	±0.1	
E5 – E9	100	±1	6	10	14	45	25	±3	3.7	±0.1	
<b>Officers</b>	100	±1	3	6	10	51	31	±3	4.0	±0.1	
O1 – O3	100	±1	3	5	10	54	29	±4	4.0	±0.1	
O4 – O6	99	±1	5	7	9	46	34	±3	4.0	±0.1	

Note. Percent responding are Service members who answered the question. Items Q25a-p are used by permission of the copyright holder, The Gallup Organization, 901 F Street NW, Washington, DC 20004.

25l. Continued	Percent Responding		Percentages					Max ME	Average Agreement		
			1	2	3	4	5				
<b>FEMALES (CONTINUED)</b>											
Experienced USC	100	±1	12	12	15	38	23	±8	3.5	±0.2	
Not Experienced USC	100	±1	4	8	14	47	27	±2	3.8	±0.1	
Experienced SH	99	±1	9	11	15	43	21	±3	3.6	±0.1	
Not Experienced SH	100	±1	3	7	13	48	29	±2	3.9	±0.1	
Deployed Past 12 Months	99	±1	6	7	14	48	25	±3	3.8	±0.1	
Not Deployed Past 12 Months	100	±1	5	9	14	46	27	±2	3.8	±0.1	
Army Enlisted	100	±1	7	9	16	43	25	±3	3.7	±0.1	
E1 – E4	100	±1	8	9	17	41	26	±5	3.7	±0.2	
Army Officers	99	±1	3	6	11	50	31	±4	4.0	±0.1	
Navy Enlisted	99	±1	5	10	17	46	23	±4	3.7	±0.1	
E1 – E4	99	±1	3	9	19	47	23	±6	3.8	±0.1	
Navy Officers	100	±1	5	5	9	54	27	±6	3.9	±0.2	
Marine Corps Enlisted	99	±1	5	7	14	43	31	±10	3.9	±0.3	
E1 – E4	100	±1	7	5	16	41	32	±15	3.9	±0.4	
Marine Corps Officers	99	±1	5	4	6	50	35	±9	4.0	±0.2	
Air Force Enlisted	100	±1	4	8	13	48	26	±4	3.8	±0.1	
E1 – E4	100	±1	4	6	12	53	25	±6	3.9	±0.1	
Air Force Officers	100	±1	3	6	9	49	32	±4	4.0	±0.1	
<b>MALES</b>											
Total	100	±1	4	7	13	46	30	±2	3.9	±0.1	
Army	100	±1	4	8	14	45	29	±3	3.9	±0.1	
Navy	100	±1	4	6	15	49	27	±3	3.9	±0.1	
Marine Corps	100	±1	3	5	12	44	37	±3	4.1	±0.1	
Air Force	100	±1	4	6	12	47	31	±2	4.0	±0.1	
Enlisted	100	±1	4	7	14	46	29	±2	3.9	±0.1	
E1 – E4	100	±1	5	7	15	43	29	±3	3.8	±0.1	
E5 – E9	100	±1	4	7	14	47	28	±2	3.9	±0.1	
Officers	100	±1	2	4	8	51	37	±2	4.2	±0.1	
O1 – O3	100	±1	2	3	8	51	36	±3	4.2	±0.1	
O4 – O6	100	±1	1	3	7	50	38	±2	4.2	±0.1	
Experienced USC	100	±0	13	15	20	38	14	±12	3.3	±0.3	
Not Experienced USC	100	±1	4	6	13	47	30	±2	3.9	±0.1	
Experienced SH	100	±1	10	11	18	40	20	±6	3.5	±0.2	
Not Experienced SH	100	±1	3	6	13	47	31	±2	3.9	±0.1	
Deployed Past 12 Months	100	±1	4	7	13	47	29	±3	3.9	±0.1	
Not Deployed Past 12 Months	100	±1	4	7	13	46	31	±2	3.9	±0.1	
Army Enlisted	100	±1	5	8	14	44	28	±3	3.8	±0.1	
E1 – E4	100	±0	7	10	16	42	26	±6	3.7	±0.2	
Army Officers	100	±1	2	4	10	50	34	±3	4.1	±0.1	
Navy Enlisted	100	±1	4	7	16	48	25	±3	3.8	±0.1	
E1 – E4	100	±1	4	6	19	43	28	±6	3.8	±0.2	
Navy Officers	100	±1	1	4	7	54	34	±3	4.2	±0.1	
Marine Corps Enlisted	100	±1	4	5	12	43	36	±4	4.0	±0.1	
E1 – E4	100	±1	4	5	13	43	35	±5	4.0	±0.1	
Marine Corps Officers	100	±1	1	2	5	47	45	±5	4.3	±0.1	
Air Force Enlisted	100	±1	4	7	13	46	29	±3	3.9	±0.1	
E1 – E4	100	±1	5	6	13	46	31	±5	3.9	±0.1	
Air Force Officers	99	±1	1	3	6	50	39	±3	4.2	±0.1	

**25. How much do you agree or disagree with the following statements about your workplace?**

**m. At my workplace, a person's job opportunities and promotions are based only on work-related characteristics.**

- 1. Strongly disagree
- 2. Disagree
- 3. Neither agree nor disagree
- 4. Agree
- 5. Strongly agree

	Percent Responding		Percentages					Max ME	Average Agreement		
			1	2	3	4	5				
<b>TOTAL</b>	100	±1	13	21	31	25	10	±1	3.0	±0.1	
<b>Army</b>	100	±1	15	20	31	24	9	±2	2.9	±0.1	
<b>Navy</b>	100	±1	12	20	31	27	9	±3	3.0	±0.1	
<b>Marine Corps</b>	100	±1	13	22	29	24	12	±3	3.0	±0.1	
<b>Air Force</b>	100	±1	12	24	31	24	9	±2	3.0	±0.1	
<b>PAYGRADE</b>											
<b>Enlisted</b>	100	±1	15	22	31	23	9	±2	2.9	±0.1	
<b>E1 – E4</b>	100	±1	18	21	31	22	8	±3	2.8	±0.1	
E1 – E3	100	±1	18	19	30	24	9	±4	2.9	±0.1	
E4	99	±1	18	24	31	20	7	±3	2.8	±0.1	
<b>E5 – E9</b>	100	±1	12	23	32	24	9	±2	3.0	±0.1	
E5 – E6	100	±1	14	23	32	23	9	±2	2.9	±0.1	
E7 – E9	100	±1	7	23	30	28	12	±2	3.1	±0.1	
<b>Officers</b>	100	±1	6	18	29	34	13	±2	3.3	±0.1	
<b>W1 – W5</b>	100	±1	8	17	33	33	10	±5	3.2	±0.1	
<b>O1 – O3</b>	100	±1	6	19	31	32	11	±2	3.2	±0.1	
<b>O4 – O6</b>	100	±1	6	17	24	37	15	±2	3.4	±0.1	
<b>DEPLOYMENT</b>											
<b>Deployed Past 12 Months</b>	100	±1	15	22	29	25	9	±2	2.9	±0.1	
<b>Not Deployed Past 12 Months</b>	100	±1	12	21	32	25	10	±2	3.0	±0.1	
<b>RACE/ETHNICITY</b>											
<b>Non-Hispanic White</b>	100	±1	13	22	30	25	10	±2	3.0	±0.1	
<b>Total Minority</b>	100	±1	13	20	33	24	9	±2	3.0	±0.1	
Non-Hispanic Black	100	±1	12	22	33	24	9	±3	3.0	±0.1	
Hispanic	100	±1	14	19	32	25	9	±3	3.0	±0.1	
<b>EXPERIENCED BEHAVIORS</b>											
<b>Experienced USC</b>	100	±1	26	20	27	19	7	±8	2.6	±0.2	
<b>Not Experienced USC</b>	100	±1	13	22	31	25	10	±2	3.0	±0.1	
<b>Experienced SH</b>	99	±1	25	23	27	19	6	±4	2.6	±0.1	
<b>Not Experienced SH</b>	100	±1	12	21	31	25	10	±2	3.0	±0.1	
<b>FEMALES</b>											
<b>Total</b>	99	±1	13	25	32	22	8	±2	2.9	±0.1	
<b>Army</b>	99	±1	16	22	34	21	8	±3	2.8	±0.1	
<b>Navy</b>	99	±1	12	27	29	23	8	±3	2.9	±0.1	
<b>Marine Corps</b>	97	±5	13	25	30	22	10	±8	2.9	±0.2	
<b>Air Force</b>	100	±1	11	27	33	21	7	±3	2.9	±0.1	
<b>Enlisted</b>	99	±1	14	25	32	20	8	±2	2.8	±0.1	
E1 – E4	99	±1	15	22	34	20	8	±3	2.8	±0.1	
E5 – E9	99	±1	14	28	30	20	7	±2	2.8	±0.1	
<b>Officers</b>	99	±1	8	25	30	28	8	±3	3.0	±0.1	
O1 – O3	99	±1	7	28	31	27	6	±4	3.0	±0.1	
O4 – O6	100	±1	9	22	27	30	12	±3	3.1	±0.1	

Note. Percent responding are Service members who answered the question. Items Q25a-p are used by permission of the copyright holder, The Gallup Organization, 901 F Street NW, Washington, DC 20004.

25m. Continued	Percent Responding		Percentages					Max ME	Average Agreement		
			1	2	3	4	5				
<b>FEMALES (CONTINUED)</b>											
Experienced USC	100	±1	24	22	28	21	4	±8	2.6	±0.2	
Not Experienced USC	99	±1	12	26	32	22	8	±2	2.9	±0.1	
Experienced SH	99	±1	20	28	28	20	5	±3	2.6	±0.1	
Not Experienced SH	99	±1	10	24	34	23	9	±2	3.0	±0.1	
Deployed Past 12 Months	99	±1	17	24	30	22	7	±3	2.8	±0.1	
Not Deployed Past 12 Months	99	±1	12	26	32	22	8	±2	2.9	±0.1	
Army Enlisted	99	±1	18	22	34	19	8	±3	2.8	±0.1	
E1 – E4	100	±1	22	22	33	16	7	±5	2.6	±0.1	
Army Officers	99	±1	8	21	33	28	9	±4	3.1	±0.1	
Navy Enlisted	99	±1	13	27	30	23	8	±4	2.9	±0.1	
E1 – E4	99	±1	11	21	33	26	10	±6	3.0	±0.2	
Navy Officers	99	±1	9	28	28	28	7	±6	2.9	±0.2	
Marine Corps Enlisted	97	±6	14	26	30	20	10	±9	2.9	±0.3	
E1 – E4	96	±9	16	25	30	17	11	±14	2.8	±0.4	
Marine Corps Officers	99	±1	7	22	24	37	10	±10	3.2	±0.2	
Air Force Enlisted	100	±1	12	27	34	20	7	±3	2.8	±0.1	
E1 – E4	100	±1	9	23	39	21	7	±6	2.9	±0.2	
Air Force Officers	100	±1	8	28	29	27	9	±4	3.0	±0.1	
<b>MALES</b>											
Total	100	±1	13	21	31	25	10	±2	3.0	±0.1	
Army	100	±1	15	20	31	24	9	±3	2.9	±0.1	
Navy	100	±1	12	19	32	28	9	±3	3.0	±0.1	
Marine Corps	100	±1	13	22	29	24	12	±3	3.0	±0.1	
Air Force	100	±1	12	23	31	25	10	±2	3.0	±0.1	
Enlisted	100	±1	15	22	31	23	9	±2	2.9	±0.1	
E1 – E4	100	±1	19	21	30	22	8	±3	2.8	±0.1	
E5 – E9	100	±1	12	22	32	24	10	±2	3.0	±0.1	
Officers	100	±1	6	17	28	35	14	±2	3.3	±0.1	
O1 – O3	100	±1	6	17	31	33	13	±2	3.3	±0.1	
O4 – O6	100	±1	6	16	24	38	16	±2	3.4	±0.1	
Experienced USC	100	±1	28	19	27	17	9	±12	2.6	±0.3	
Not Experienced USC	100	±1	13	21	31	25	10	±2	3.0	±0.1	
Experienced SH	100	±1	30	19	26	18	7	±6	2.6	±0.2	
Not Experienced SH	100	±1	12	21	31	26	10	±2	3.0	±0.1	
Deployed Past 12 Months	100	±1	15	22	29	25	9	±2	2.9	±0.1	
Not Deployed Past 12 Months	100	±1	12	20	32	25	10	±2	3.0	±0.1	
Army Enlisted	100	±1	17	21	31	23	9	±3	2.9	±0.1	
E1 – E4	100	±1	24	22	28	20	7	±5	2.6	±0.2	
Army Officers	100	±1	6	16	31	33	13	±3	3.3	±0.1	
Navy Enlisted	100	±1	14	19	32	26	8	±3	3.0	±0.1	
E1 – E4	99	±1	17	18	34	25	6	±6	2.9	±0.2	
Navy Officers	100	±1	6	17	26	38	13	±3	3.3	±0.1	
Marine Corps Enlisted	100	±1	14	23	29	22	11	±3	2.9	±0.1	
E1 – E4	100	±0	16	22	27	23	12	±5	2.9	±0.2	
Marine Corps Officers	100	±0	5	15	24	38	19	±5	3.5	±0.1	
Air Force Enlisted	100	±1	13	25	32	22	9	±3	2.9	±0.1	
E1 – E4	99	±1	13	23	35	21	8	±5	2.9	±0.1	
Air Force Officers	100	±1	6	17	27	35	14	±3	3.3	±0.1	

**25. How much do you agree or disagree with the following statements about your workplace?**

**n. My supervisor helps everyone in my work group feel included.**

1. Strongly disagree  
4. Agree

2. Disagree  
5. Strongly agree

3. Neither agree nor disagree

	Percent Responding		Percentages					Max ME	Average Agreement		
			1	2	3	4	5				
<b>TOTAL</b>	100	±1	6	10	26	41	17	±2	3.5	±0.1	
<b>Army</b>	100	±1	7	10	29	40	15	±3	3.5	±0.1	
<b>Navy</b>	100	±1	6	11	27	42	15	±3	3.5	±0.1	
<b>Marine Corps</b>	100	±1	6	10	25	40	19	±3	3.6	±0.1	
<b>Air Force</b>	100	±1	5	8	24	44	19	±2	3.6	±0.1	
<b>PAYGRADE</b>											
<b>Enlisted</b>	100	±1	7	10	27	40	16	±2	3.5	±0.1	
<b>E1 – E4</b>	100	±1	8	11	30	36	15	±3	3.4	±0.1	
E1 – E3	100	±1	8	10	28	36	17	±4	3.5	±0.1	
E4	100	±1	8	12	31	36	13	±3	3.4	±0.1	
<b>E5 – E9</b>	100	±1	5	10	26	42	17	±2	3.6	±0.1	
E5 – E6	100	±1	6	10	27	41	15	±2	3.5	±0.1	
E7 – E9	100	±1	3	7	22	46	22	±2	3.8	±0.1	
<b>Officers</b>	100	±1	3	7	22	49	19	±2	3.7	±0.1	
<b>W1 – W5</b>	100	±1	4	8	26	44	18	±5	3.6	±0.1	
<b>O1 – O3</b>	100	±1	3	8	24	50	16	±2	3.7	±0.1	
<b>O4 – O6</b>	100	±1	3	6	18	49	24	±2	3.9	±0.1	
<b>DEPLOYMENT</b>											
<b>Deployed Past 12 Months</b>	100	±1	7	11	28	40	14	±2	3.4	±0.1	
<b>Not Deployed Past 12 Months</b>	100	±1	5	9	26	42	18	±2	3.6	±0.1	
<b>RACE/ETHNICITY</b>											
<b>Non-Hispanic White</b>	100	±1	6	10	26	42	16	±2	3.5	±0.1	
<b>Total Minority</b>	99	±1	6	9	26	41	17	±2	3.5	±0.1	
Non-Hispanic Black	100	±1	6	10	27	40	17	±3	3.5	±0.1	
Hispanic	99	±1	6	9	26	42	17	±4	3.5	±0.1	
<b>EXPERIENCED BEHAVIORS</b>											
<b>Experienced USC</b>	100	±1	19	13	34	27	7	±8	2.9	±0.2	
<b>Not Experienced USC</b>	100	±1	5	10	26	42	17	±2	3.6	±0.1	
<b>Experienced SH</b>	99	±1	15	17	27	31	9	±3	3.0	±0.1	
<b>Not Experienced SH</b>	100	±1	5	9	26	43	17	±2	3.6	±0.1	
<b>FEMALES</b>											
<b>Total</b>	99	±1	8	12	27	38	15	±2	3.4	±0.1	
<b>Army</b>	99	±1	9	13	28	36	14	±3	3.3	±0.1	
<b>Navy</b>	99	±1	8	15	28	37	12	±3	3.3	±0.1	
<b>Marine Corps</b>	97	±5	10	12	27	35	17	±9	3.4	±0.3	
<b>Air Force</b>	99	±1	7	10	25	41	18	±3	3.5	±0.1	
<b>Enlisted</b>	99	±1	8	12	27	37	15	±2	3.4	±0.1	
E1 – E4	99	±1	9	12	29	36	14	±3	3.3	±0.1	
E5 – E9	99	±1	8	13	26	37	16	±3	3.4	±0.1	
<b>Officers</b>	99	±1	6	12	24	44	14	±3	3.5	±0.1	
O1 – O3	99	±1	4	13	26	45	12	±4	3.5	±0.1	
O4 – O6	99	±1	7	9	20	44	19	±3	3.6	±0.1	

Note. Percent responding are Service members who answered the question. Items Q25a-p are used by permission of the copyright holder, The Gallup Organization, 901 F Street NW, Washington, DC 20004.



25n. Continued	Percent Responding		Percentages					Max ME	Average Agreement		
			1	2	3	4	5				
<b>FEMALES (CONTINUED)</b>											
Experienced USC	99	±1	17	18	21	31	12	±9	3.0	±0.3	
Not Experienced USC	99	±1	7	11	27	39	15	±2	3.4	±0.1	
Experienced SH	99	±1	14	19	26	32	10	±3	3.0	±0.1	
Not Experienced SH	99	±1	5	9	27	41	18	±2	3.6	±0.1	
Deployed Past 12 Months	99	±1	9	15	27	36	12	±3	3.3	±0.1	
Not Deployed Past 12 Months	99	±1	7	12	27	39	16	±2	3.4	±0.1	
Army Enlisted	99	±1	10	13	28	34	14	±3	3.3	±0.1	
E1 – E4	99	±1	10	15	29	33	13	±4	3.2	±0.2	
Army Officers	98	±2	5	12	24	45	14	±4	3.5	±0.1	
Navy Enlisted	99	±1	8	15	29	36	11	±4	3.3	±0.1	
E1 – E4	99	±1	8	12	31	38	11	±6	3.3	±0.2	
Navy Officers	100	±1	8	14	24	43	12	±6	3.4	±0.2	
Marine Corps Enlisted	97	±6	10	12	27	34	17	±10	3.4	±0.3	
E1 – E4	96	±9	14	11	27	33	15	±16	3.3	±0.4	
Marine Corps Officers	99	±1	6	11	22	45	15	±9	3.5	±0.2	
Air Force Enlisted	99	±1	7	10	25	40	18	±4	3.5	±0.1	
E1 – E4	100	±1	7	9	27	40	17	±6	3.5	±0.2	
Air Force Officers	100	±1	4	11	24	44	17	±4	3.6	±0.1	
<b>MALES</b>											
Total	100	±1	6	9	26	42	17	±2	3.5	±0.1	
Army	100	±1	7	9	29	40	15	±3	3.5	±0.1	
Navy	100	±1	5	10	27	42	15	±3	3.5	±0.1	
Marine Corps	100	±1	6	10	25	40	19	±3	3.6	±0.1	
Air Force	100	±1	4	8	23	45	20	±2	3.7	±0.1	
Enlisted	100	±1	6	10	27	40	16	±2	3.5	±0.1	
E1 – E4	100	±1	8	11	30	36	15	±3	3.4	±0.1	
E5 – E9	100	±1	5	9	26	43	17	±2	3.6	±0.1	
Officers	100	±1	2	6	21	50	20	±2	3.8	±0.1	
O1 – O3	100	±1	3	7	23	51	17	±3	3.7	±0.1	
O4 – O6	100	±1	2	6	18	50	25	±2	3.9	±0.1	
Experienced USC	100	±0	20	10	43	24	3	±12	2.8	±0.3	
Not Experienced USC	100	±1	5	9	26	42	17	±2	3.6	±0.1	
Experienced SH	100	±1	17	15	29	30	9	±6	3.0	±0.2	
Not Experienced SH	100	±1	5	9	26	43	17	±2	3.6	±0.1	
Deployed Past 12 Months	100	±1	7	11	28	40	15	±3	3.5	±0.1	
Not Deployed Past 12 Months	100	±1	5	9	25	43	18	±2	3.6	±0.1	
Army Enlisted	100	±1	7	10	30	39	14	±3	3.4	±0.1	
E1 – E4	100	±1	9	12	30	35	14	±5	3.3	±0.2	
Army Officers	100	±1	3	8	23	48	18	±3	3.7	±0.1	
Navy Enlisted	100	±1	6	11	28	41	15	±3	3.5	±0.1	
E1 – E4	100	±1	8	10	33	35	14	±6	3.4	±0.2	
Navy Officers	100	±1	2	6	22	51	19	±3	3.8	±0.1	
Marine Corps Enlisted	100	±0	6	11	25	39	19	±3	3.5	±0.1	
E1 – E4	100	±0	7	12	26	38	17	±5	3.5	±0.1	
Marine Corps Officers	100	±1	1	5	22	48	24	±5	3.9	±0.1	
Air Force Enlisted	100	±1	5	9	25	43	19	±3	3.6	±0.1	
E1 – E4	100	±1	5	9	28	41	17	±5	3.5	±0.1	
Air Force Officers	100	±1	2	6	18	52	23	±3	3.9	±0.1	

**25. How much do you agree or disagree with the following statements about your workplace?**

**o. I trust my supervisor to deal fairly with issues of equal treatment at my workplace.**

1. Strongly disagree  
4. Agree

2. Disagree  
5. Strongly agree

3. Neither agree nor disagree

	Percent Responding		Percentages					Max ME	Average Agreement		
			1	2	3	4	5				
<b>TOTAL</b>	100	±1	6	8	18	44	24	±2	3.7	±0.1	
<b>Army</b>	100	±1	7	9	20	42	22	±3	3.6	±0.1	
<b>Navy</b>	100	±1	6	9	19	45	20	±3	3.6	±0.1	
<b>Marine Corps</b>	100	±1	6	7	16	44	28	±3	3.8	±0.1	
<b>Air Force</b>	100	±1	4	6	15	45	29	±2	3.9	±0.1	
<b>PAYGRADE</b>											
<b>Enlisted</b>	100	±1	7	9	19	43	23	±2	3.7	±0.1	
<b>E1 – E4</b>	100	±1	8	10	21	40	21	±3	3.5	±0.1	
E1 – E3	100	±1	8	9	21	39	22	±4	3.6	±0.1	
E4	100	±1	8	10	22	41	19	±3	3.5	±0.1	
<b>E5 – E9</b>	100	±1	6	8	18	45	24	±2	3.7	±0.1	
E5 – E6	100	±1	6	9	19	44	21	±2	3.7	±0.1	
E7 – E9	99	±1	3	5	13	46	32	±2	4.0	±0.1	
<b>Officers</b>	99	±1	3	4	12	50	32	±2	4.0	±0.1	
<b>W1 – W5</b>	99	±2	4	7	14	49	26	±4	3.9	±0.1	
<b>O1 – O3</b>	99	±1	3	5	13	52	28	±2	4.0	±0.1	
<b>O4 – O6</b>	100	±1	2	4	10	47	38	±2	4.1	±0.1	
<b>DEPLOYMENT</b>											
<b>Deployed Past 12 Months</b>	100	±1	7	9	19	42	22	±2	3.6	±0.1	
<b>Not Deployed Past 12 Months</b>	99	±1	5	7	17	45	25	±2	3.8	±0.1	
<b>RACE/ETHNICITY</b>											
<b>Non-Hispanic White</b>	100	±1	6	8	17	45	25	±2	3.8	±0.1	
<b>Total Minority</b>	99	±1	7	8	20	43	22	±2	3.7	±0.1	
Non-Hispanic Black	99	±1	7	9	19	43	22	±3	3.6	±0.1	
Hispanic	100	±1	7	7	20	43	22	±4	3.7	±0.1	
<b>EXPERIENCED BEHAVIORS</b>											
<b>Experienced USC</b>	99	±1	20	15	24	30	12	±8	3.0	±0.2	
<b>Not Experienced USC</b>	100	±1	6	8	18	44	25	±2	3.7	±0.1	
<b>Experienced SH</b>	99	±1	16	15	23	34	12	±4	3.1	±0.1	
<b>Not Experienced SH</b>	100	±1	5	7	18	45	25	±2	3.8	±0.1	
<b>FEMALES</b>											
<b>Total</b>	99	±1	9	10	20	41	21	±2	3.5	±0.1	
<b>Army</b>	100	±1	11	11	20	39	19	±3	3.4	±0.1	
<b>Navy</b>	99	±1	10	12	21	41	16	±3	3.4	±0.1	
<b>Marine Corps</b>	97	±5	9	9	19	39	24	±9	3.6	±0.2	
<b>Air Force</b>	100	±1	6	7	18	43	26	±3	3.8	±0.1	
<b>Enlisted</b>	99	±1	10	10	21	39	20	±2	3.5	±0.1	
E1 – E4	99	±1	11	10	22	38	19	±3	3.4	±0.1	
E5 – E9	100	±1	9	10	20	40	21	±3	3.6	±0.1	
<b>Officers</b>	100	±1	5	8	14	49	23	±3	3.8	±0.1	
O1 – O3	99	±1	5	9	15	51	21	±4	3.7	±0.1	
O4 – O6	100	±1	5	7	12	47	29	±3	3.9	±0.1	

Note. Percent responding are Service members who answered the question. Items Q25a-p are used by permission of the copyright holder, The Gallup Organization, 901 F Street NW, Washington, DC 20004.

25o. Continued	Percent Responding		Percentages					Max ME	Average Agreement		
			1	2	3	4	5				
<b>FEMALES (CONTINUED)</b>											
Experienced USC	100	±1	16	17	19	31	17	±8	3.2	±0.2	
Not Experienced USC	99	±1	8	9	19	42	21	±2	3.6	±0.1	
Experienced SH	99	±1	16	15	21	34	14	±3	3.1	±0.1	
Not Experienced SH	100	±1	5	7	19	44	24	±2	3.7	±0.1	
Deployed Past 12 Months	100	±1	11	12	21	38	18	±3	3.4	±0.1	
Not Deployed Past 12 Months	99	±1	8	9	19	42	22	±2	3.6	±0.1	
Army Enlisted	100	±1	12	11	21	37	18	±3	3.4	±0.1	
E1 – E4	100	±1	15	12	23	34	16	±4	3.2	±0.2	
Army Officers	99	±1	5	9	16	49	21	±4	3.7	±0.1	
Navy Enlisted	99	±1	10	13	23	39	15	±4	3.4	±0.1	
E1 – E4	100	±1	10	11	25	39	15	±6	3.4	±0.2	
Navy Officers	100	±1	7	8	13	53	19	±6	3.7	±0.2	
Marine Corps Enlisted	97	±6	9	9	20	37	24	±10	3.6	±0.3	
E1 – E4	95	±9	11	10	18	37	24	±16	3.5	±0.4	
Marine Corps Officers	100	±1	6	7	10	52	25	±9	3.8	±0.2	
Air Force Enlisted	100	±1	7	7	19	42	26	±4	3.7	±0.1	
E1 – E4	100	±1	6	8	20	42	25	±6	3.7	±0.1	
Air Force Officers	100	±1	4	8	14	46	28	±4	3.9	±0.1	
<b>MALES</b>											
Total	100	±1	6	8	18	44	25	±2	3.7	±0.1	
Army	100	±1	6	9	20	43	22	±3	3.7	±0.1	
Navy	100	±1	6	9	19	46	21	±3	3.7	±0.1	
Marine Corps	100	±1	6	6	16	44	28	±3	3.8	±0.1	
Air Force	100	±1	4	6	15	46	30	±2	3.9	±0.1	
Enlisted	100	±1	6	8	19	43	23	±2	3.7	±0.1	
E1 – E4	100	±1	8	10	21	41	21	±3	3.6	±0.1	
E5 – E9	100	±1	5	8	18	45	25	±2	3.8	±0.1	
Officers	99	±1	2	4	11	50	33	±2	4.1	±0.1	
O1 – O3	99	±1	2	4	12	52	30	±3	4.0	±0.1	
O4 – O6	100	±1	2	3	9	47	39	±2	4.2	±0.1	
Experienced USC	99	±2	22	13	27	30	8	±12	2.9	±0.3	
Not Experienced USC	100	±1	5	7	17	45	25	±2	3.8	±0.1	
Experienced SH	100	±1	17	14	24	35	10	±6	3.1	±0.2	
Not Experienced SH	100	±1	5	7	17	45	26	±2	3.8	±0.1	
Deployed Past 12 Months	100	±1	7	9	19	43	22	±3	3.6	±0.1	
Not Deployed Past 12 Months	99	±1	5	7	17	45	26	±2	3.8	±0.1	
Army Enlisted	100	±1	7	10	21	41	21	±3	3.6	±0.1	
E1 – E4	100	±1	9	12	23	37	19	±5	3.5	±0.2	
Army Officers	99	±1	3	5	14	49	29	±3	4.0	±0.1	
Navy Enlisted	100	±1	7	10	20	45	19	±3	3.6	±0.1	
E1 – E4	99	±1	10	12	22	39	18	±6	3.4	±0.2	
Navy Officers	99	±1	2	3	11	51	33	±3	4.1	±0.1	
Marine Corps Enlisted	100	±1	6	7	16	43	27	±4	3.8	±0.1	
E1 – E4	100	±1	7	7	19	43	24	±5	3.7	±0.1	
Marine Corps Officers	100	±1	1	2	9	48	40	±5	4.2	±0.1	
Air Force Enlisted	100	±1	5	6	16	45	29	±3	3.9	±0.1	
E1 – E4	99	±1	4	6	20	45	24	±5	3.8	±0.1	
Air Force Officers	99	±1	1	3	9	49	37	±3	4.2	±0.1	

**25. How much do you agree or disagree with the following statements about your workplace?**

**p. At my workplace, all employees are kept well informed about issues and decisions that affect them.**

1. Strongly disagree  
4. Agree

2. Disagree  
5. Strongly agree

3. Neither agree nor disagree

	Percent Responding		Percentages					Max ME	Average Agreement		
			1	2	3	4	5				
<b>TOTAL</b>	100	±1	10	15	19	38	17	±2	3.4	±0.1	
<b>Army</b>	100	±1	13	16	21	35	15	±2	3.2	±0.1	
<b>Navy</b>	99	±1	9	15	20	41	15	±3	3.4	±0.1	
<b>Marine Corps</b>	99	±1	9	12	16	39	23	±3	3.5	±0.1	
<b>Air Force</b>	100	±1	9	14	17	41	19	±2	3.5	±0.1	
<b>PAYGRADE</b>											
<b>Enlisted</b>	100	±1	11	15	20	37	17	±2	3.3	±0.1	
<b>E1 – E4</b>	99	±1	15	16	21	33	16	±3	3.2	±0.1	
E1 – E3	99	±1	14	15	20	32	19	±4	3.3	±0.1	
E4	99	±1	15	17	21	33	13	±3	3.1	±0.1	
<b>E5 – E9</b>	100	±1	9	15	19	39	18	±2	3.4	±0.1	
E5 – E6	100	±1	10	16	21	37	16	±2	3.3	±0.1	
E7 – E9	100	±1	4	11	15	46	24	±2	3.8	±0.1	
<b>Officers</b>	100	±1	6	11	17	47	19	±2	3.6	±0.1	
<b>W1 – W5</b>	100	±1	10	13	23	36	18	±4	3.4	±0.1	
<b>O1 – O3</b>	100	±1	6	12	17	48	17	±2	3.6	±0.1	
<b>O4 – O6</b>	100	±1	4	10	15	49	21	±2	3.7	±0.1	
<b>DEPLOYMENT</b>											
<b>Deployed Past 12 Months</b>	100	±1	11	17	20	38	15	±2	3.3	±0.1	
<b>Not Deployed Past 12 Months</b>	99	±1	10	14	19	39	18	±2	3.4	±0.1	
<b>RACE/ETHNICITY</b>											
<b>Non-Hispanic White</b>	100	±1	11	15	19	38	17	±2	3.4	±0.1	
<b>Total Minority</b>	99	±1	10	14	20	39	17	±2	3.4	±0.1	
Non-Hispanic Black	99	±1	9	13	21	40	18	±3	3.4	±0.1	
Hispanic	99	±1	10	14	20	39	17	±4	3.4	±0.1	
<b>EXPERIENCED BEHAVIORS</b>											
<b>Experienced USC</b>	100	±1	25	19	22	26	8	±8	2.7	±0.2	
<b>Not Experienced USC</b>	99	±1	10	14	19	39	18	±2	3.4	±0.1	
<b>Experienced SH</b>	99	±1	22	21	22	28	8	±3	2.8	±0.1	
<b>Not Experienced SH</b>	100	±1	9	14	19	40	18	±2	3.4	±0.1	
<b>FEMALES</b>											
<b>Total</b>	99	±1	13	18	21	34	14	±2	3.2	±0.1	
<b>Army</b>	99	±1	15	19	21	31	14	±2	3.1	±0.1	
<b>Navy</b>	99	±1	12	19	22	35	11	±3	3.1	±0.1	
<b>Marine Corps</b>	97	±5	15	13	19	31	21	±10	3.3	±0.3	
<b>Air Force</b>	100	±1	11	17	19	37	16	±3	3.3	±0.1	
<b>Enlisted</b>	99	±1	14	18	21	32	15	±2	3.2	±0.1	
E1 – E4	99	±1	15	17	22	31	15	±3	3.1	±0.1	
E5 – E9	99	±1	13	19	20	34	15	±2	3.2	±0.1	
<b>Officers</b>	99	±1	9	17	18	43	12	±3	3.3	±0.1	
O1 – O3	99	±1	9	18	18	44	10	±4	3.3	±0.1	
O4 – O6	99	±1	9	16	17	43	15	±3	3.4	±0.1	

Note. Percent responding are Service members who answered the question. Items Q25a-p are used by permission of the copyright holder, The Gallup Organization, 901 F Street NW, Washington, DC 20004.

25p. Continued	Percent Responding		Percentages					Max ME	Average Agreement		
			1	2	3	4	5				
<b>FEMALES (CONTINUED)</b>											
Experienced USC	99	±1	24	17	17	28	13	±9	2.9	±0.3	
Not Experienced USC	99	±1	12	18	21	35	15	±2	3.2	±0.1	
Experienced SH	99	±1	21	22	20	28	9	±3	2.8	±0.1	
Not Experienced SH	99	±1	9	16	21	37	17	±2	3.4	±0.1	
Deployed Past 12 Months	100	±1	14	18	24	33	12	±3	3.1	±0.1	
Not Deployed Past 12 Months	99	±1	13	18	20	35	15	±2	3.2	±0.1	
Army Enlisted	99	±1	17	19	22	28	14	±3	3.0	±0.1	
E1 – E4	99	±1	21	20	22	24	12	±4	2.9	±0.2	
Army Officers	99	±1	8	17	19	43	12	±4	3.3	±0.1	
Navy Enlisted	99	±1	12	20	22	33	12	±4	3.1	±0.1	
E1 – E4	99	±1	12	16	24	35	13	±6	3.2	±0.2	
Navy Officers	100	±1	12	18	21	41	8	±6	3.1	±0.2	
Marine Corps Enlisted	97	±6	16	13	19	29	22	±11	3.3	±0.3	
E1 – E4	95	±9	20	14	18	22	26	±17	3.2	±0.5	
Marine Corps Officers	99	±1	7	15	17	47	14	±9	3.5	±0.2	
Air Force Enlisted	100	±1	11	16	20	36	17	±4	3.3	±0.1	
E1 – E4	100	±1	9	15	22	37	16	±6	3.4	±0.2	
Air Force Officers	100	±1	9	18	16	43	15	±4	3.4	±0.1	
<b>MALES</b>											
Total	100	±1	10	14	19	39	18	±2	3.4	±0.1	
Army	100	±1	12	16	21	36	15	±3	3.3	±0.1	
Navy	99	±1	8	15	20	42	16	±3	3.4	±0.1	
Marine Corps	99	±1	9	12	16	40	23	±3	3.6	±0.1	
Air Force	100	±1	9	13	17	41	20	±2	3.5	±0.1	
Enlisted	100	±1	11	15	20	37	17	±2	3.3	±0.1	
E1 – E4	99	±1	15	16	20	33	16	±3	3.2	±0.1	
E5 – E9	100	±1	8	14	19	40	18	±2	3.5	±0.1	
Officers	100	±1	5	10	16	48	20	±2	3.7	±0.1	
O1 – O3	100	±1	5	11	17	49	19	±3	3.7	±0.1	
O4 – O6	100	±1	4	9	15	50	22	±2	3.8	±0.1	
Experienced USC	100	±0	25	20	26	24	5	±12	2.6	±0.3	
Not Experienced USC	100	±1	10	14	19	40	18	±2	3.4	±0.1	
Experienced SH	99	±1	23	21	23	27	6	±6	2.7	±0.2	
Not Experienced SH	100	±1	9	14	19	40	18	±2	3.4	±0.1	
Deployed Past 12 Months	100	±1	10	17	19	38	15	±3	3.3	±0.1	
Not Deployed Past 12 Months	99	±1	10	13	19	40	19	±2	3.5	±0.1	
Army Enlisted	100	±1	14	16	22	33	15	±3	3.2	±0.1	
E1 – E4	100	±1	20	19	21	27	13	±5	3.0	±0.2	
Army Officers	100	±1	6	12	19	46	18	±3	3.6	±0.1	
Navy Enlisted	99	±1	8	15	21	41	15	±3	3.4	±0.1	
E1 – E4	99	±1	10	17	23	37	14	±6	3.3	±0.2	
Navy Officers	100	±1	5	11	15	49	20	±3	3.7	±0.1	
Marine Corps Enlisted	99	±1	10	13	16	38	23	±3	3.5	±0.1	
E1 – E4	99	±1	13	13	17	36	21	±5	3.4	±0.2	
Marine Corps Officers	100	±1	2	6	15	53	24	±5	3.9	±0.1	
Air Force Enlisted	100	±1	10	14	18	39	20	±3	3.5	±0.1	
E1 – E4	100	±1	12	13	19	38	19	±5	3.4	±0.2	
Air Force Officers	100	±1	5	10	15	49	22	±3	3.7	±0.1	

**26. How much do you agree or disagree with the following statements about the work you do at your workplace?****a. Your work provides you with a sense of pride.**1. Strongly disagree  
4. Agree2. Disagree  
5. Strongly agree

3. Neither agree nor disagree

	Percent Responding		Percentages					Max ME	Average Agreement		
			1	2	3	4	5				
<b>TOTAL</b>	100	±1	4	8	17	43	28	±2	3.8	±0.1	
<b>Army</b>	100	±1	4	9	17	42	28	±3	3.8	±0.1	
<b>Navy</b>	100	±1	5	8	18	43	26	±3	3.8	±0.1	
<b>Marine Corps</b>	100	±1	4	7	16	42	31	±3	3.9	±0.1	
<b>Air Force</b>	100	±1	4	7	15	44	29	±2	3.9	±0.1	
<b>PAYGRADE</b>											
<b>Enlisted</b>	100	±1	5	9	18	42	26	±2	3.8	±0.1	
<b>E1 – E4</b>	100	±1	7	11	22	38	22	±3	3.6	±0.1	
E1 – E3	100	±1	7	12	20	37	23	±4	3.6	±0.1	
E4	100	±1	7	10	22	39	21	±3	3.6	±0.1	
<b>E5 – E9</b>	100	±1	3	7	16	45	29	±2	3.9	±0.1	
E5 – E6	100	±1	3	8	18	45	26	±2	3.8	±0.1	
E7 – E9	100	±1	1	4	9	48	38	±2	4.2	±0.1	
<b>Officers</b>	100	±1	2	4	10	47	38	±2	4.2	±0.1	
<b>W1 – W5</b>	100	±1	2	3	9	49	38	±4	4.2	±0.1	
<b>O1 – O3</b>	100	±1	2	5	12	47	34	±2	4.1	±0.1	
<b>O4 – O6</b>	100	±1	1	3	7	46	43	±2	4.3	±0.1	
<b>DEPLOYMENT</b>											
<b>Deployed Past 12 Months</b>	100	±1	4	9	17	43	26	±2	3.8	±0.1	
<b>Not Deployed Past 12 Months</b>	100	±1	4	8	16	43	29	±2	3.8	±0.1	
<b>RACE/ETHNICITY</b>											
<b>Non-Hispanic White</b>	100	±1	4	9	16	43	27	±2	3.8	±0.1	
<b>Total Minority</b>	100	±1	4	7	18	43	29	±2	3.9	±0.1	
Non-Hispanic Black	100	±1	4	5	17	43	31	±3	3.9	±0.1	
Hispanic	100	±1	5	7	18	42	28	±4	3.8	±0.1	
<b>EXPERIENCED BEHAVIORS</b>											
<b>Experienced USC</b>	100	±1	10	12	22	35	21	±8	3.4	±0.2	
<b>Not Experienced USC</b>	100	±1	4	8	16	44	28	±2	3.8	±0.1	
<b>Experienced SH</b>	100	±1	10	13	20	40	18	±4	3.4	±0.1	
<b>Not Experienced SH</b>	100	±1	4	7	16	43	29	±2	3.9	±0.1	
<b>FEMALES</b>											
<b>Total</b>	100	±1	4	9	19	44	23	±2	3.7	±0.1	
<b>Army</b>	100	±1	5	8	19	44	24	±3	3.7	±0.1	
<b>Navy</b>	100	±1	4	12	19	43	22	±3	3.7	±0.1	
<b>Marine Corps</b>	100	±1	6	9	25	39	21	±8	3.6	±0.2	
<b>Air Force</b>	100	±1	3	8	19	47	23	±3	3.8	±0.1	
<b>Enlisted</b>	100	±1	4	10	21	43	21	±2	3.7	±0.1	
<b>E1 – E4</b>	100	±1	6	11	27	39	17	±3	3.5	±0.1	
<b>E5 – E9</b>	100	±1	3	9	16	47	25	±3	3.8	±0.1	
<b>Officers</b>	100	±1	2	6	11	50	30	±3	4.0	±0.1	
<b>O1 – O3</b>	100	±1	2	8	13	51	26	±4	3.9	±0.1	
<b>O4 – O6</b>	100	±1	2	4	8	49	37	±3	4.2	±0.1	

Note. Percent responding are Service members who answered the question.

26a. Continued	Percent Responding		Percentages					Max ME	Average Agreement		
			1	2	3	4	5				
<b>FEMALES (CONTINUED)</b>											
Experienced USC	100	±1	6	15	20	42	16	±8	3.5	±0.2	
Not Experienced USC	100	±1	4	8	19	45	24	±2	3.8	±0.1	
Experienced SH	100	±1	7	13	21	42	18	±3	3.5	±0.1	
Not Experienced SH	100	±1	3	7	19	46	26	±2	3.9	±0.1	
Deployed Past 12 Months	100	±1	4	11	20	43	21	±3	3.7	±0.1	
Not Deployed Past 12 Months	100	±1	4	8	19	45	24	±2	3.8	±0.1	
Army Enlisted	100	±1	6	9	21	42	22	±3	3.7	±0.1	
E1 – E4	100	±1	7	11	27	36	18	±5	3.5	±0.1	
Army Officers	99	±1	1	5	11	52	30	±4	4.1	±0.1	
Navy Enlisted	100	±1	4	12	21	43	21	±4	3.6	±0.1	
E1 – E4	100	±1	4	13	26	39	18	±6	3.5	±0.1	
Navy Officers	100	±1	3	8	10	47	32	±6	4.0	±0.2	
Marine Corps Enlisted	100	±1	6	9	26	38	20	±9	3.6	±0.3	
E1 – E4	100	±0	9	10	29	37	15	±14	3.4	±0.4	
Marine Corps Officers	100	±1	4	7	15	46	29	±10	3.9	±0.2	
Air Force Enlisted	100	±1	3	8	20	46	22	±4	3.7	±0.1	
E1 – E4	100	±1	4	10	27	42	17	±6	3.6	±0.1	
Air Force Officers	100	±1	2	6	12	50	29	±4	4.0	±0.1	
<b>MALES</b>											
Total	100	±1	4	8	16	43	29	±2	3.8	±0.1	
Army	100	±1	4	9	17	42	28	±3	3.8	±0.1	
Navy	100	±1	5	8	18	43	26	±3	3.8	±0.1	
Marine Corps	100	±1	4	7	15	43	31	±3	3.9	±0.1	
Air Force	100	±1	4	7	14	44	31	±2	3.9	±0.1	
Enlisted	100	±1	5	9	18	42	27	±2	3.8	±0.1	
E1 – E4	100	±1	8	11	21	38	23	±3	3.6	±0.1	
E5 – E9	100	±1	3	7	16	45	29	±2	3.9	±0.1	
Officers	100	±1	2	4	9	46	39	±2	4.2	±0.1	
O1 – O3	100	±1	2	5	11	47	35	±3	4.1	±0.1	
O4 – O6	100	±1	1	3	7	45	44	±2	4.3	±0.1	
Experienced USC	100	±1	13	10	23	30	24	±12	3.4	±0.3	
Not Experienced USC	100	±1	4	8	16	43	29	±2	3.9	±0.1	
Experienced SH	100	±1	12	12	19	39	18	±6	3.4	±0.2	
Not Experienced SH	100	±1	4	8	16	43	29	±2	3.9	±0.1	
Deployed Past 12 Months	100	±1	4	8	17	43	27	±3	3.8	±0.1	
Not Deployed Past 12 Months	100	±1	4	8	16	43	30	±2	3.9	±0.1	
Army Enlisted	100	±1	5	9	18	41	27	±3	3.8	±0.1	
E1 – E4	100	±1	8	13	19	38	23	±5	3.6	±0.2	
Army Officers	100	±1	2	5	10	46	38	±3	4.1	±0.1	
Navy Enlisted	100	±1	6	9	19	42	24	±3	3.7	±0.1	
E1 – E4	100	±1	10	9	26	35	20	±6	3.5	±0.2	
Navy Officers	100	±0	1	3	9	50	38	±3	4.2	±0.1	
Marine Corps Enlisted	100	±1	4	7	16	43	29	±4	3.9	±0.1	
E1 – E4	100	±1	6	10	19	41	24	±5	3.7	±0.1	
Marine Corps Officers	100	±1	2	1	7	41	49	±5	4.3	±0.1	
Air Force Enlisted	100	±1	5	8	16	43	28	±3	3.8	±0.1	
E1 – E4	100	±1	7	10	19	39	25	±5	3.7	±0.2	
Air Force Officers	100	±1	1	4	9	46	39	±3	4.2	±0.1	

**26. How much do you agree or disagree with the following statements about the work you do at your workplace?**  
**b. Your work makes good use of your skills.**

1. Strongly disagree  
4. Agree

2. Disagree  
5. Strongly agree

3. Neither agree nor disagree

	Percent Responding		Percentages					Max ME	Average Agreement		
			1	2	3	4	5				
<b>TOTAL</b>	100	±1	7	11	17	42	23	±2	3.6	±0.1	
<b>Army</b>	100	±1	8	12	17	41	23	±2	3.6	±0.1	
<b>Navy</b>	99	±1	7	11	19	41	22	±3	3.6	±0.1	
<b>Marine Corps</b>	100	±1	7	10	16	41	25	±3	3.7	±0.1	
<b>Air Force</b>	100	±1	6	11	16	44	24	±2	3.7	±0.1	
<b>PAYGRADE</b>											
<b>Enlisted</b>	100	±1	8	12	18	41	22	±2	3.6	±0.1	
<b>E1 – E4</b>	100	±1	11	13	20	38	18	±3	3.4	±0.1	
E1 – E3	99	±1	11	13	19	38	19	±4	3.4	±0.1	
E4	100	±1	11	12	21	38	18	±3	3.4	±0.1	
<b>E5 – E9</b>	100	±1	5	11	16	43	25	±2	3.7	±0.1	
E5 – E6	99	±1	6	12	17	42	23	±2	3.6	±0.1	
E7 – E9	100	±1	2	8	11	46	32	±2	4.0	±0.1	
<b>Officers</b>	100	±1	4	9	12	46	30	±2	3.9	±0.1	
<b>W1 – W5</b>	100	±1	3	7	9	46	34	±5	4.0	±0.1	
<b>O1 – O3</b>	100	±1	5	11	14	46	25	±2	3.8	±0.1	
<b>O4 – O6</b>	100	±1	2	7	10	47	35	±2	4.1	±0.1	
<b>DEPLOYMENT</b>											
<b>Deployed Past 12 Months</b>	100	±1	7	11	17	43	22	±2	3.6	±0.1	
<b>Not Deployed Past 12 Months</b>	100	±1	7	11	16	41	24	±2	3.6	±0.1	
<b>RACE/ETHNICITY</b>											
<b>Non-Hispanic White</b>	100	±1	7	13	16	41	22	±2	3.6	±0.1	
<b>Total Minority</b>	99	±1	6	9	18	42	25	±2	3.7	±0.1	
Non-Hispanic Black	99	±1	6	7	18	43	27	±3	3.8	±0.1	
Hispanic	100	±1	7	10	17	42	25	±4	3.7	±0.1	
<b>EXPERIENCED BEHAVIORS</b>											
<b>Experienced USC</b>	100	±1	13	14	23	34	16	±8	3.3	±0.2	
<b>Not Experienced USC</b>	100	±1	7	11	17	42	24	±2	3.6	±0.1	
<b>Experienced SH</b>	99	±1	13	16	17	38	15	±4	3.3	±0.1	
<b>Not Experienced SH</b>	100	±1	6	11	17	42	24	±2	3.7	±0.1	
<b>FEMALES</b>											
<b>Total</b>	99	±1	6	12	19	42	21	±2	3.6	±0.1	
<b>Army</b>	99	±1	8	12	17	41	23	±3	3.6	±0.1	
<b>Navy</b>	99	±1	7	14	20	40	19	±3	3.5	±0.1	
<b>Marine Corps</b>	100	±1	9	10	23	38	20	±9	3.5	±0.3	
<b>Air Force</b>	99	±1	4	12	19	44	21	±3	3.7	±0.1	
<b>Enlisted</b>	99	±1	7	13	20	41	20	±2	3.6	±0.1	
E1 – E4	99	±1	8	14	25	36	17	±3	3.4	±0.1	
E5 – E9	99	±1	5	12	16	45	23	±3	3.7	±0.1	
<b>Officers</b>	99	±1	5	11	12	46	26	±3	3.8	±0.1	
O1 – O3	100	±1	6	12	14	45	23	±4	3.7	±0.1	
O4 – O6	99	±1	4	9	8	47	32	±3	4.0	±0.1	

Note. Percent responding are Service members who answered the question.



26b. Continued	Percent Responding		Percentages					Max ME	Average Agreement		
			1	2	3	4	5				
<b>FEMALES (CONTINUED)</b>											
Experienced USC	99	±1	12	14	22	35	17	±8	3.3	±0.2	
Not Experienced USC	99	±1	6	12	18	43	22	±2	3.6	±0.1	
Experienced SH	99	±1	11	16	19	39	15	±3	3.3	±0.1	
Not Experienced SH	99	±1	4	10	19	43	24	±2	3.7	±0.1	
Deployed Past 12 Months	100	±1	7	13	19	41	19	±3	3.5	±0.1	
Not Deployed Past 12 Months	99	±1	6	12	18	42	22	±2	3.6	±0.1	
Army Enlisted	99	±1	9	12	18	41	21	±3	3.5	±0.1	
E1 – E4	100	±1	11	14	22	35	18	±5	3.3	±0.2	
Army Officers	99	±1	4	11	12	45	28	±4	3.8	±0.1	
Navy Enlisted	99	±1	7	15	22	39	18	±4	3.5	±0.1	
E1 – E4	99	±1	8	15	27	34	16	±6	3.4	±0.2	
Navy Officers	100	±1	8	9	10	46	27	±6	3.7	±0.2	
Marine Corps Enlisted	100	±1	9	10	24	37	19	±10	3.5	±0.3	
E1 – E4	100	±1	12	9	29	35	15	±16	3.3	±0.4	
Marine Corps Officers	100	±1	4	12	15	46	23	±10	3.7	±0.2	
Air Force Enlisted	99	±1	4	12	20	44	20	±4	3.6	±0.1	
E1 – E4	99	±1	5	14	26	40	16	±6	3.5	±0.1	
Air Force Officers	100	±1	5	11	14	45	25	±4	3.8	±0.1	
<b>MALES</b>											
Total	100	±1	7	11	16	42	24	±2	3.6	±0.1	
Army	100	±1	8	12	17	41	23	±3	3.6	±0.1	
Navy	99	±1	7	11	18	41	23	±3	3.6	±0.1	
Marine Corps	100	±1	7	10	16	42	26	±3	3.7	±0.1	
Air Force	100	±1	6	11	15	44	24	±2	3.7	±0.1	
Enlisted	100	±1	8	12	17	41	22	±2	3.6	±0.1	
E1 – E4	100	±1	11	12	19	38	19	±3	3.4	±0.1	
E5 – E9	100	±1	5	11	16	42	25	±2	3.7	±0.1	
Officers	100	±1	3	8	12	46	31	±2	3.9	±0.1	
O1 – O3	100	±1	4	10	14	46	26	±3	3.8	±0.1	
O4 – O6	100	±1	2	6	10	47	35	±2	4.1	±0.1	
Experienced USC	100	±0	14	14	24	34	15	±12	3.2	±0.3	
Not Experienced USC	100	±1	7	11	16	42	24	±2	3.6	±0.1	
Experienced SH	99	±1	16	16	16	38	15	±6	3.2	±0.2	
Not Experienced SH	100	±1	7	11	17	42	24	±2	3.7	±0.1	
Deployed Past 12 Months	100	±1	7	11	17	43	22	±3	3.6	±0.1	
Not Deployed Past 12 Months	100	±1	7	11	16	41	25	±2	3.6	±0.1	
Army Enlisted	100	±1	9	13	18	39	22	±3	3.5	±0.1	
E1 – E4	100	±0	12	15	18	38	17	±5	3.3	±0.2	
Army Officers	100	±1	4	8	12	46	30	±3	3.9	±0.1	
Navy Enlisted	99	±1	8	11	19	40	22	±3	3.6	±0.1	
E1 – E4	99	±2	14	9	23	35	19	±6	3.4	±0.2	
Navy Officers	100	±1	3	9	13	47	29	±3	3.9	±0.1	
Marine Corps Enlisted	100	±1	7	11	17	41	24	±4	3.7	±0.1	
E1 – E4	100	±1	9	12	19	39	21	±5	3.5	±0.2	
Marine Corps Officers	100	±1	2	6	7	47	37	±5	4.1	±0.1	
Air Force Enlisted	100	±1	7	11	16	44	23	±3	3.6	±0.1	
E1 – E4	100	±1	10	11	18	43	19	±5	3.5	±0.2	
Air Force Officers	100	±1	3	9	11	46	31	±3	3.9	±0.1	

**26. How much do you agree or disagree with the following statements about the work you do at your workplace?****c. You like the kind of work you do.**1. Strongly disagree  
4. Agree2. Disagree  
5. Strongly agree

3. Neither agree nor disagree

	Percent Responding		Percentages					Max ME	Average Agreement		
			1	2	3	4	5				
<b>TOTAL</b>	99	±1	7	10	17	38	27	±2	3.7	±0.1	
<b>Army</b>	99	±1	8	10	17	38	27	±2	3.7	±0.1	
<b>Navy</b>	99	±1	7	10	18	38	27	±3	3.7	±0.1	
<b>Marine Corps</b>	100	±1	8	10	17	37	28	±3	3.7	±0.1	
<b>Air Force</b>	100	±1	7	9	16	40	28	±2	3.7	±0.1	
<b>PAYGRADE</b>											
<b>Enlisted</b>	99	±1	8	10	18	37	26	±2	3.6	±0.1	
<b>E1 – E4</b>	99	±1	12	11	20	35	23	±3	3.4	±0.1	
E1 – E3	99	±1	12	11	20	34	23	±4	3.5	±0.1	
E4	99	±1	12	12	19	35	22	±3	3.4	±0.1	
<b>E5 – E9</b>	99	±1	5	10	17	39	29	±2	3.8	±0.1	
E5 – E6	100	±1	6	11	18	38	27	±2	3.7	±0.1	
E7 – E9	99	±1	2	7	13	43	34	±2	4.0	±0.1	
<b>Officers</b>	99	±1	3	8	13	43	33	±2	4.0	±0.1	
<b>W1 – W5</b>	100	±1	2	4	9	44	40	±5	4.2	±0.1	
<b>O1 – O3</b>	100	±1	4	9	15	42	29	±2	3.8	±0.1	
<b>O4 – O6</b>	99	±1	2	6	11	45	36	±2	4.1	±0.1	
<b>DEPLOYMENT</b>											
<b>Deployed Past 12 Months</b>	99	±1	7	10	17	39	27	±2	3.7	±0.1	
<b>Not Deployed Past 12 Months</b>	99	±1	7	10	17	38	28	±2	3.7	±0.1	
<b>RACE/ETHNICITY</b>											
<b>Non-Hispanic White</b>	100	±1	7	11	17	38	27	±2	3.7	±0.1	
<b>Total Minority</b>	99	±1	7	8	17	39	28	±2	3.7	±0.1	
Non-Hispanic Black	99	±1	7	7	18	40	29	±3	3.8	±0.1	
Hispanic	99	±1	8	10	15	38	29	±4	3.7	±0.1	
<b>EXPERIENCED BEHAVIORS</b>											
<b>Experienced USC</b>	99	±1	13	12	23	34	18	±8	3.3	±0.2	
<b>Not Experienced USC</b>	99	±1	7	10	17	38	28	±2	3.7	±0.1	
<b>Experienced SH</b>	99	±1	13	13	22	35	18	±3	3.3	±0.1	
<b>Not Experienced SH</b>	99	±1	7	10	17	39	28	±2	3.7	±0.1	
<b>FEMALES</b>											
<b>Total</b>	99	±1	7	10	18	40	25	±2	3.6	±0.1	
<b>Army</b>	99	±1	8	9	17	40	26	±3	3.7	±0.1	
<b>Navy</b>	99	±1	8	12	19	38	23	±3	3.6	±0.1	
<b>Marine Corps</b>	100	±1	13	8	17	39	23	±10	3.5	±0.3	
<b>Air Force</b>	99	±1	6	9	20	41	24	±3	3.7	±0.1	
<b>Enlisted</b>	99	±1	8	10	19	39	24	±2	3.6	±0.1	
<b>E1 – E4</b>	99	±1	11	11	23	35	20	±3	3.4	±0.1	
<b>E5 – E9</b>	99	±1	5	9	16	42	27	±3	3.8	±0.1	
<b>Officers</b>	99	±1	5	9	13	45	28	±3	3.8	±0.1	
<b>O1 – O3</b>	99	±1	6	10	14	47	24	±4	3.7	±0.1	
<b>O4 – O6</b>	99	±1	3	8	11	43	36	±3	4.0	±0.1	

Note. Percent responding are Service members who answered the question.

26c. Continued	Percent Responding		Percentages					Max ME	Average Agreement		
			1	2	3	4	5				
<b>FEMALES (CONTINUED)</b>											
Experienced USC	99	±2	13	13	16	37	22	±8	3.4	±0.2	
Not Experienced USC	99	±1	7	10	18	40	25	±2	3.7	±0.1	
Experienced SH	99	±1	11	12	19	39	18	±3	3.4	±0.1	
Not Experienced SH	99	±1	5	9	18	40	28	±2	3.8	±0.1	
Deployed Past 12 Months	99	±1	10	12	19	38	22	±3	3.5	±0.1	
Not Deployed Past 12 Months	99	±1	6	9	18	40	25	±2	3.7	±0.1	
Army Enlisted	99	±1	8	10	18	38	26	±3	3.6	±0.1	
E1 – E4	99	±1	12	10	22	34	21	±5	3.4	±0.2	
Army Officers	99	±1	4	7	14	45	30	±4	3.9	±0.1	
Navy Enlisted	99	±1	8	13	20	37	22	±4	3.5	±0.1	
E1 – E4	99	±1	9	13	25	33	19	±6	3.4	±0.2	
Navy Officers	100	±1	6	10	10	46	28	±6	3.8	±0.2	
Marine Corps Enlisted	100	±1	13	8	17	38	23	±11	3.5	±0.3	
E1 – E4	100	±1	18	9	16	37	20	±16	3.3	±0.5	
Marine Corps Officers	99	±1	5	9	17	46	23	±10	3.7	±0.2	
Air Force Enlisted	99	±1	6	9	21	40	24	±4	3.7	±0.1	
E1 – E4	100	±1	9	11	26	35	19	±6	3.4	±0.2	
Air Force Officers	100	±1	4	9	15	44	28	±4	3.8	±0.1	
<b>MALES</b>											
Total	99	±1	7	10	17	38	28	±2	3.7	±0.1	
Army	99	±1	8	10	17	38	27	±3	3.7	±0.1	
Navy	99	±1	7	10	18	38	27	±3	3.7	±0.1	
Marine Corps	100	±1	8	10	17	36	29	±3	3.7	±0.1	
Air Force	100	±1	7	9	15	40	29	±2	3.7	±0.1	
Enlisted	99	±1	8	10	18	37	27	±2	3.6	±0.1	
E1 – E4	99	±1	12	11	19	35	23	±3	3.5	±0.1	
E5 – E9	99	±1	5	10	17	39	29	±2	3.8	±0.1	
Officers	100	±1	3	8	12	43	34	±2	4.0	±0.1	
O1 – O3	100	±1	4	9	15	41	31	±3	3.9	±0.1	
O4 – O6	99	±1	2	6	11	45	36	±2	4.1	±0.1	
Experienced USC	100	±1	13	12	27	32	16	±12	3.3	±0.3	
Not Experienced USC	99	±1	7	10	17	38	28	±2	3.7	±0.1	
Experienced SH	100	±1	14	13	24	32	17	±6	3.3	±0.2	
Not Experienced SH	99	±1	7	10	17	38	29	±2	3.7	±0.1	
Deployed Past 12 Months	99	±1	7	10	17	39	27	±3	3.7	±0.1	
Not Deployed Past 12 Months	99	±1	7	10	17	37	28	±2	3.7	±0.1	
Army Enlisted	99	±1	8	11	18	36	26	±3	3.6	±0.1	
E1 – E4	99	±1	11	12	17	36	24	±5	3.5	±0.2	
Army Officers	100	±1	4	8	13	43	33	±3	3.9	±0.1	
Navy Enlisted	99	±1	8	10	19	37	26	±3	3.6	±0.1	
E1 – E4	99	±2	14	11	25	29	22	±6	3.3	±0.2	
Navy Officers	99	±1	2	7	13	44	33	±3	4.0	±0.1	
Marine Corps Enlisted	100	±1	9	11	18	36	27	±3	3.6	±0.1	
E1 – E4	100	±1	11	13	18	35	23	±5	3.5	±0.2	
Marine Corps Officers	99	±1	3	6	11	42	38	±5	4.1	±0.1	
Air Force Enlisted	100	±1	8	9	16	39	27	±3	3.7	±0.1	
E1 – E4	99	±1	13	9	16	38	23	±5	3.5	±0.2	
Air Force Officers	100	±1	3	8	12	43	35	±3	4.0	±0.1	

**26. How much do you agree or disagree with the following statements about the work you do at your workplace?**  
**d. Your job gives you the chance to acquire valuable skills.**

1. Strongly disagree  
4. Agree

2. Disagree  
5. Strongly agree

3. Neither agree nor disagree

	Percent Responding		Percentages					Max ME	Average Agreement		
			1	2	3	4	5				
<b>TOTAL</b>	99	±1	5	8	16	43	28	±2	3.8	±0.1	
<b>Army</b>	99	±1	5	8	17	42	28	±3	3.8	±0.1	
<b>Navy</b>	99	±1	5	7	17	44	27	±3	3.8	±0.1	
<b>Marine Corps</b>	100	±1	6	8	15	41	31	±3	3.8	±0.1	
<b>Air Force</b>	100	±1	4	7	16	44	29	±2	3.9	±0.1	
<b>PAYGRADE</b>											
<b>Enlisted</b>	99	±1	6	8	17	42	27	±2	3.8	±0.1	
<b>E1 – E4</b>	99	±1	9	9	18	40	24	±3	3.6	±0.1	
E1 – E3	99	±1	8	7	17	42	26	±4	3.7	±0.1	
E4	99	±1	9	10	18	39	23	±3	3.6	±0.1	
<b>E5 – E9</b>	99	±1	4	8	16	43	29	±2	3.9	±0.1	
E5 – E6	99	±1	4	9	17	43	28	±2	3.8	±0.1	
E7 – E9	100	±1	1	6	15	45	34	±2	4.0	±0.1	
<b>Officers</b>	100	±1	2	5	13	47	34	±2	4.0	±0.1	
<b>W1 – W5</b>	100	±1	2	4	10	45	39	±5	4.2	±0.1	
<b>O1 – O3</b>	100	±1	3	5	14	47	32	±2	4.0	±0.1	
<b>O4 – O6</b>	100	±1	1	5	12	47	35	±2	4.1	±0.1	
<b>DEPLOYMENT</b>											
<b>Deployed Past 12 Months</b>	99	±1	6	9	17	42	27	±2	3.8	±0.1	
<b>Not Deployed Past 12 Months</b>	100	±1	5	7	16	43	29	±2	3.8	±0.1	
<b>RACE/ETHNICITY</b>											
<b>Non-Hispanic White</b>	100	±1	5	8	16	43	28	±2	3.8	±0.1	
<b>Total Minority</b>	99	±1	5	6	16	43	29	±2	3.8	±0.1	
Non-Hispanic Black	99	±1	5	5	16	45	30	±3	3.9	±0.1	
Hispanic	100	±1	6	9	15	41	30	±4	3.8	±0.1	
<b>EXPERIENCED BEHAVIORS</b>											
<b>Experienced USC</b>	99	±1	8	9	23	44	16	±8	3.5	±0.2	
<b>Not Experienced USC</b>	99	±1	5	8	16	43	28	±2	3.8	±0.1	
<b>Experienced SH</b>	99	±1	9	12	19	41	19	±4	3.5	±0.1	
<b>Not Experienced SH</b>	99	±1	5	7	16	43	29	±2	3.8	±0.1	
<b>FEMALES</b>											
<b>Total</b>	99	±1	5	8	18	45	24	±2	3.8	±0.1	
<b>Army</b>	99	±1	5	7	18	45	26	±3	3.8	±0.1	
<b>Navy</b>	99	±1	6	10	19	44	22	±3	3.7	±0.1	
<b>Marine Corps</b>	100	±1	4	7	23	44	23	±9	3.8	±0.2	
<b>Air Force</b>	99	±1	4	9	17	46	24	±3	3.8	±0.1	
<b>Enlisted</b>	99	±1	5	9	19	44	23	±2	3.7	±0.1	
E1 – E4	100	±1	6	9	22	43	19	±3	3.6	±0.1	
E5 – E9	99	±1	4	8	17	45	26	±3	3.8	±0.1	
<b>Officers</b>	99	±1	3	6	14	48	29	±3	3.9	±0.1	
O1 – O3	99	±1	4	6	14	50	27	±4	3.9	±0.1	
O4 – O6	99	±1	2	6	13	45	34	±3	4.0	±0.1	

Note. Percent responding are Service members who answered the question.

26d. Continued	Percent Responding		Percentages					Max ME	Average Agreement		
			1	2	3	4	5				
<b>FEMALES (CONTINUED)</b>											
Experienced USC	100	±1	8	8	16	50	19	±7	3.6	±0.2	
Not Experienced USC	99	±1	4	8	18	45	25	±2	3.8	±0.1	
Experienced SH	100	±1	8	10	21	43	18	±3	3.5	±0.1	
Not Experienced SH	99	±1	3	7	17	46	27	±2	3.9	±0.1	
Deployed Past 12 Months	99	±1	6	8	20	44	21	±3	3.7	±0.1	
Not Deployed Past 12 Months	99	±1	4	8	18	45	25	±2	3.8	±0.1	
Army Enlisted	100	±1	6	7	19	44	25	±3	3.8	±0.1	
E1 – E4	100	±1	8	8	23	39	22	±5	3.6	±0.2	
Army Officers	99	±1	2	5	13	49	31	±4	4.0	±0.1	
Navy Enlisted	99	±1	6	10	20	43	21	±4	3.6	±0.1	
E1 – E4	99	±1	7	10	22	43	18	±6	3.6	±0.2	
Navy Officers	99	±1	5	7	13	47	28	±6	3.9	±0.2	
Marine Corps Enlisted	100	±1	4	7	24	44	22	±10	3.7	±0.2	
E1 – E4	99	±1	4	6	27	44	19	±14	3.7	±0.3	
Marine Corps Officers	99	±1	3	8	13	47	29	±10	3.9	±0.2	
Air Force Enlisted	99	±1	4	10	18	46	22	±4	3.7	±0.1	
E1 – E4	100	±1	5	10	20	47	18	±6	3.6	±0.1	
Air Force Officers	100	±1	3	6	15	48	29	±4	3.9	±0.1	
<b>MALES</b>											
Total	99	±1	5	8	16	42	29	±2	3.8	±0.1	
Army	99	±1	5	9	16	42	28	±3	3.8	±0.1	
Navy	99	±1	5	7	17	44	27	±3	3.8	±0.1	
Marine Corps	100	±1	6	8	14	40	32	±3	3.8	±0.1	
Air Force	100	±1	4	7	15	43	30	±2	3.9	±0.1	
Enlisted	99	±1	6	8	17	42	28	±2	3.8	±0.1	
E1 – E4	99	±1	9	9	17	40	25	±3	3.6	±0.1	
E5 – E9	100	±1	3	8	16	43	30	±2	3.9	±0.1	
Officers	100	±1	2	5	12	46	35	±2	4.1	±0.1	
O1 – O3	100	±1	3	5	13	46	33	±3	4.0	±0.1	
O4 – O6	100	±1	1	4	12	47	36	±2	4.1	±0.1	
Experienced USC	99	±2	9	10	28	40	14	±12	3.4	±0.3	
Not Experienced USC	100	±1	5	7	16	43	29	±2	3.8	±0.1	
Experienced SH	99	±2	10	13	18	39	20	±6	3.5	±0.2	
Not Experienced SH	100	±1	5	7	16	43	29	±2	3.8	±0.1	
Deployed Past 12 Months	99	±1	5	9	16	42	28	±3	3.8	±0.1	
Not Deployed Past 12 Months	100	±1	5	7	16	43	30	±2	3.8	±0.1	
Army Enlisted	99	±1	6	9	17	41	27	±3	3.7	±0.1	
E1 – E4	99	±1	10	10	15	40	25	±6	3.6	±0.2	
Army Officers	100	±1	2	5	13	47	33	±3	4.0	±0.1	
Navy Enlisted	99	±1	6	7	18	43	26	±3	3.8	±0.1	
E1 – E4	99	±2	9	7	21	38	25	±6	3.6	±0.2	
Navy Officers	100	±1	2	5	13	47	33	±3	4.0	±0.1	
Marine Corps Enlisted	100	±1	7	8	15	40	30	±4	3.8	±0.1	
E1 – E4	100	±1	9	9	16	40	26	±5	3.6	±0.2	
Marine Corps Officers	99	±1	1	5	9	42	43	±5	4.2	±0.1	
Air Force Enlisted	100	±1	5	8	16	42	28	±3	3.8	±0.1	
E1 – E4	100	±1	7	7	17	42	26	±5	3.7	±0.1	
Air Force Officers	100	±1	1	4	12	46	36	±3	4.1	±0.1	

**26. How much do you agree or disagree with the following statements about the work you do at your workplace?**

**e. You are satisfied with your job as a whole.**

1. Strongly disagree                      2. Disagree                      3. Neither agree nor disagree  
 4. Agree                                      5. Strongly agree

	Percent Responding		Percentages					Max ME	Average Agreement		
			1	2	3	4	5				
<b>TOTAL</b>	100	±1	7	11	18	41	23	±2	3.6	±0.1	
<b>Army</b>	100	±1	7	12	19	39	23	±2	3.6	±0.1	
<b>Navy</b>	99	±1	7	11	20	41	21	±3	3.6	±0.1	
<b>Marine Corps</b>	100	±1	9	10	18	39	25	±3	3.6	±0.1	
<b>Air Force</b>	100	±1	6	11	16	43	23	±2	3.7	±0.1	
<b>PAYGRADE</b>											
<b>Enlisted</b>	100	±1	8	12	20	39	22	±2	3.5	±0.1	
<b>E1 – E4</b>	100	±1	12	13	22	34	18	±3	3.3	±0.1	
E1 – E3	100	±1	12	12	24	33	20	±4	3.4	±0.1	
E4	100	±1	12	15	21	35	17	±3	3.3	±0.1	
<b>E5 – E9</b>	100	±1	5	11	18	43	24	±2	3.7	±0.1	
E5 – E6	100	±1	6	12	19	41	22	±2	3.6	±0.1	
E7 – E9	100	±1	2	7	13	47	31	±2	4.0	±0.1	
<b>Officers</b>	100	±1	3	8	12	48	29	±2	3.9	±0.1	
<b>W1 – W5</b>	100	±1	3	6	11	46	33	±5	4.0	±0.1	
<b>O1 – O3</b>	99	±1	4	9	15	47	25	±2	3.8	±0.1	
<b>O4 – O6</b>	100	±1	2	6	9	50	33	±2	4.0	±0.1	
<b>DEPLOYMENT</b>											
<b>Deployed Past 12 Months</b>	100	±1	8	12	19	39	21	±2	3.5	±0.1	
<b>Not Deployed Past 12 Months</b>	100	±1	7	11	18	41	24	±2	3.6	±0.1	
<b>RACE/ETHNICITY</b>											
<b>Non-Hispanic White</b>	100	±1	7	12	18	41	22	±2	3.6	±0.1	
<b>Total Minority</b>	100	±1	7	10	20	40	24	±2	3.6	±0.1	
Non-Hispanic Black	100	±1	6	9	19	41	25	±3	3.7	±0.1	
Hispanic	100	±1	8	11	18	39	25	±4	3.6	±0.1	
<b>EXPERIENCED BEHAVIORS</b>											
<b>Experienced USC</b>	100	±1	13	16	25	33	13	±8	3.2	±0.2	
<b>Not Experienced USC</b>	100	±1	7	11	18	41	23	±2	3.6	±0.1	
<b>Experienced SH</b>	100	±1	14	15	23	36	12	±4	3.2	±0.1	
<b>Not Experienced SH</b>	100	±1	6	11	18	41	24	±2	3.7	±0.1	
<b>FEMALES</b>											
<b>Total</b>	100	±1	8	12	21	39	19	±2	3.5	±0.1	
<b>Army</b>	100	±1	8	11	21	38	21	±3	3.5	±0.1	
<b>Navy</b>	100	±1	9	13	22	39	17	±3	3.4	±0.1	
<b>Marine Corps</b>	100	±1	10	13	21	38	17	±9	3.4	±0.3	
<b>Air Force</b>	100	±1	6	12	21	41	19	±3	3.6	±0.1	
<b>Enlisted</b>	100	±1	9	13	23	38	18	±2	3.4	±0.1	
E1 – E4	100	±1	11	13	27	35	14	±3	3.3	±0.1	
E5 – E9	100	±1	6	12	19	41	22	±3	3.6	±0.1	
<b>Officers</b>	99	±1	6	10	16	45	24	±3	3.7	±0.1	
O1 – O3	99	±1	7	11	17	45	20	±4	3.6	±0.1	
O4 – O6	99	±1	4	8	12	45	31	±3	3.9	±0.1	

Note. Percent responding are Service members who answered the question.

26e. Continued	Percent Responding		Percentages					Max ME	Average Agreement		
			1	2	3	4	5				
<b>FEMALES (CONTINUED)</b>											
Experienced USC	100	±1	14	12	22	37	13	±8	3.2	±0.2	
Not Experienced USC	100	±1	7	12	21	40	20	±2	3.5	±0.1	
Experienced SH	100	±1	13	15	22	37	12	±3	3.2	±0.1	
Not Experienced SH	100	±1	6	11	21	40	23	±2	3.6	±0.1	
Deployed Past 12 Months	100	±1	11	13	22	37	17	±3	3.4	±0.1	
Not Deployed Past 12 Months	100	±1	7	12	21	40	20	±2	3.5	±0.1	
Army Enlisted	100	±1	9	12	22	36	20	±3	3.5	±0.1	
E1 – E4	100	±1	12	12	28	32	15	±5	3.3	±0.2	
Army Officers	99	±1	5	9	15	47	25	±4	3.8	±0.1	
Navy Enlisted	100	±1	9	14	24	37	16	±4	3.4	±0.1	
E1 – E4	99	±1	11	14	26	35	14	±6	3.3	±0.2	
Navy Officers	100	±1	8	10	15	45	22	±6	3.6	±0.2	
Marine Corps Enlisted	100	±1	11	14	21	37	17	±10	3.3	±0.3	
E1 – E4	100	±0	14	13	23	37	12	±15	3.2	±0.4	
Marine Corps Officers	99	±2	5	10	17	47	21	±10	3.7	±0.2	
Air Force Enlisted	100	±1	7	12	22	41	18	±4	3.5	±0.1	
E1 – E4	100	±1	9	12	28	36	14	±6	3.3	±0.2	
Air Force Officers	99	±1	5	10	17	43	25	±4	3.7	±0.1	
<b>MALES</b>											
Total	100	±1	7	11	18	41	23	±2	3.6	±0.1	
Army	100	±1	7	12	19	39	23	±3	3.6	±0.1	
Navy	99	±1	7	10	19	41	22	±3	3.6	±0.1	
Marine Corps	100	±1	8	10	18	39	25	±3	3.6	±0.1	
Air Force	100	±1	6	11	15	44	24	±2	3.7	±0.1	
Enlisted	100	±1	8	12	19	39	22	±2	3.6	±0.1	
E1 – E4	100	±1	12	14	21	34	19	±3	3.4	±0.1	
E5 – E9	100	±1	5	10	17	43	24	±2	3.7	±0.1	
Officers	100	±1	3	7	12	48	30	±2	3.9	±0.1	
O1 – O3	100	±1	4	9	14	47	26	±3	3.8	±0.1	
O4 – O6	100	±1	2	6	9	50	33	±2	4.1	±0.1	
Experienced USC	100	±1	12	18	27	30	13	±12	3.1	±0.3	
Not Experienced USC	100	±1	7	11	17	41	24	±2	3.6	±0.1	
Experienced SH	100	±1	15	16	23	34	13	±6	3.1	±0.2	
Not Experienced SH	100	±1	7	11	18	41	24	±2	3.7	±0.1	
Deployed Past 12 Months	99	±1	7	12	19	40	22	±3	3.6	±0.1	
Not Deployed Past 12 Months	100	±1	7	10	17	41	24	±2	3.7	±0.1	
Army Enlisted	100	±1	8	13	20	37	22	±3	3.5	±0.1	
E1 – E4	100	±1	11	16	22	31	19	±5	3.3	±0.2	
Army Officers	100	±1	4	7	13	49	27	±3	3.9	±0.1	
Navy Enlisted	99	±1	7	11	21	40	21	±3	3.6	±0.1	
E1 – E4	100	±1	14	13	23	31	18	±6	3.3	±0.2	
Navy Officers	100	±1	2	7	12	50	29	±3	4.0	±0.1	
Marine Corps Enlisted	100	±1	9	11	18	38	24	±3	3.6	±0.1	
E1 – E4	100	±1	13	11	21	36	20	±5	3.4	±0.2	
Marine Corps Officers	99	±1	2	5	10	45	37	±5	4.1	±0.1	
Air Force Enlisted	100	±1	7	11	16	43	22	±3	3.6	±0.1	
E1 – E4	100	±1	10	12	19	41	18	±5	3.5	±0.2	
Air Force Officers	100	±1	2	8	11	48	31	±3	4.0	±0.1	

**26. How much do you agree or disagree with the following statements about the work you do at your workplace?****f. Your day-to-day work is directly tied to your wartime job.**1. Strongly disagree  
4. Agree2. Disagree  
5. Strongly agree

3. Neither agree nor disagree

	Percent Responding		Percentages					Max ME	Average Agreement		
			1	2	3	4	5				
<b>TOTAL</b>	100	±1	13	14	19	32	22	±1	3.4	±0.1	
<b>Army</b>	99	±1	16	14	17	31	22	±2	3.3	±0.1	
<b>Navy</b>	100	±1	10	14	23	33	19	±3	3.4	±0.1	
<b>Marine Corps</b>	100	±1	14	12	19	30	25	±3	3.4	±0.1	
<b>Air Force</b>	100	±1	10	14	18	34	24	±2	3.5	±0.1	
<b>PAYGRADE</b>											
<b>Enlisted</b>	100	±1	14	14	20	31	22	±2	3.3	±0.1	
<b>E1 – E4</b>	100	±1	16	14	22	29	19	±3	3.2	±0.1	
E1 – E3	99	±1	16	12	24	28	21	±4	3.3	±0.2	
E4	100	±1	17	15	21	29	18	±3	3.2	±0.1	
<b>E5 – E9</b>	100	±1	12	14	18	33	23	±2	3.4	±0.1	
E5 – E6	100	±1	13	14	19	32	22	±2	3.4	±0.1	
E7 – E9	100	±1	7	13	15	36	29	±2	3.7	±0.1	
<b>Officers</b>	100	±1	8	14	15	37	26	±2	3.6	±0.1	
<b>W1 – W5</b>	100	±1	5	8	11	38	38	±5	3.9	±0.1	
<b>O1 – O3</b>	100	±1	9	15	15	38	23	±2	3.5	±0.1	
<b>O4 – O6</b>	100	±1	6	15	15	37	28	±2	3.7	±0.1	
<b>DEPLOYMENT</b>											
<b>Deployed Past 12 Months</b>	99	±1	12	13	16	35	24	±2	3.5	±0.1	
<b>Not Deployed Past 12 Months</b>	100	±1	13	14	20	31	21	±2	3.3	±0.1	
<b>RACE/ETHNICITY</b>											
<b>Non-Hispanic White</b>	100	±1	14	15	17	32	23	±2	3.3	±0.1	
<b>Total Minority</b>	99	±1	11	13	21	33	22	±2	3.4	±0.1	
Non-Hispanic Black	99	±1	9	13	21	34	23	±3	3.5	±0.1	
Hispanic	100	±1	13	12	21	32	22	±3	3.4	±0.1	
<b>EXPERIENCED BEHAVIORS</b>											
<b>Experienced USC</b>	100	±1	19	16	28	21	16	±8	3.0	±0.2	
<b>Not Experienced USC</b>	100	±1	12	14	19	33	23	±2	3.4	±0.1	
<b>Experienced SH</b>	100	±1	21	17	20	27	14	±3	3.0	±0.1	
<b>Not Experienced SH</b>	100	±1	12	14	19	33	23	±2	3.4	±0.1	
<b>FEMALES</b>											
<b>Total</b>	100	±1	13	17	23	31	16	±2	3.2	±0.1	
<b>Army</b>	100	±1	15	16	20	30	18	±2	3.2	±0.1	
<b>Navy</b>	99	±1	12	18	27	30	14	±3	3.2	±0.1	
<b>Marine Corps</b>	100	±1	16	15	27	26	16	±9	3.1	±0.3	
<b>Air Force</b>	100	±1	11	18	21	33	17	±3	3.3	±0.1	
<b>Enlisted</b>	100	±1	14	17	24	30	16	±2	3.2	±0.1	
E1 – E4	100	±1	15	16	28	27	14	±3	3.1	±0.1	
E5 – E9	100	±1	12	18	21	32	17	±2	3.2	±0.1	
<b>Officers</b>	99	±1	9	18	17	37	20	±3	3.4	±0.1	
O1 – O3	99	±1	10	18	17	39	17	±4	3.3	±0.1	
O4 – O6	99	±1	7	18	17	35	23	±3	3.5	±0.1	

Note. Percent responding are Service members who answered the question.



26f. Continued	Percent Responding		Percentages					Max ME	Average Agreement		
			1	2	3	4	5				
<b>FEMALES (CONTINUED)</b>											
Experienced USC	100	±1	21	15	27	24	12	±9	2.9	±0.2	
Not Experienced USC	100	±1	12	17	22	32	17	±2	3.2	±0.1	
Experienced SH	100	±1	18	18	22	29	13	±3	3.0	±0.1	
Not Experienced SH	100	±1	10	17	23	32	18	±2	3.3	±0.1	
Deployed Past 12 Months	100	±1	13	16	20	32	19	±3	3.3	±0.1	
Not Deployed Past 12 Months	100	±1	13	17	24	31	16	±2	3.2	±0.1	
Army Enlisted	100	±1	17	17	21	28	17	±3	3.1	±0.1	
E1 – E4	99	±1	20	18	27	22	14	±5	2.9	±0.2	
Army Officers	99	±1	7	14	15	41	22	±4	3.6	±0.1	
Navy Enlisted	99	±1	12	18	29	28	13	±4	3.1	±0.1	
E1 – E4	99	±1	14	15	32	28	12	±6	3.1	±0.2	
Navy Officers	100	±1	7	17	21	38	17	±6	3.4	±0.2	
Marine Corps Enlisted	100	±1	17	15	28	24	16	±10	3.1	±0.3	
E1 – E4	99	±1	20	16	28	21	15	±15	3.0	±0.4	
Marine Corps Officers	100	±1	10	16	16	43	15	±10	3.4	±0.2	
Air Force Enlisted	100	±1	10	17	22	33	17	±4	3.3	±0.1	
E1 – E4	100	±1	10	16	26	34	15	±6	3.3	±0.2	
Air Force Officers	100	±1	11	22	17	32	19	±4	3.3	±0.2	
<b>MALES</b>											
Total	100	±1	13	13	18	32	23	±2	3.4	±0.1	
Army	99	±1	16	14	16	31	23	±3	3.3	±0.1	
Navy	100	±1	10	14	22	34	20	±3	3.4	±0.1	
Marine Corps	100	±1	14	12	18	30	26	±3	3.4	±0.1	
Air Force	100	±1	10	13	17	34	26	±2	3.5	±0.1	
Enlisted	100	±1	14	13	19	31	23	±2	3.4	±0.1	
E1 – E4	100	±1	17	13	21	29	20	±3	3.2	±0.1	
E5 – E9	100	±1	11	13	17	33	24	±2	3.5	±0.1	
Officers	100	±1	7	14	14	37	27	±2	3.6	±0.1	
O1 – O3	100	±1	9	15	14	37	25	±2	3.5	±0.1	
O4 – O6	100	±1	6	14	15	37	29	±2	3.7	±0.1	
Experienced USC	100	±1	18	17	28	19	19	±12	3.0	±0.3	
Not Experienced USC	100	±1	12	13	18	33	24	±2	3.4	±0.1	
Experienced SH	100	±1	23	16	19	26	16	±6	3.0	±0.2	
Not Experienced SH	100	±1	12	13	18	33	24	±2	3.4	±0.1	
Deployed Past 12 Months	99	±1	12	13	16	35	25	±2	3.5	±0.1	
Not Deployed Past 12 Months	100	±1	13	14	19	31	23	±2	3.4	±0.1	
Army Enlisted	99	±1	18	14	17	30	22	±3	3.2	±0.1	
E1 – E4	99	±1	21	15	18	26	20	±5	3.1	±0.2	
Army Officers	100	±1	7	11	14	39	29	±3	3.7	±0.1	
Navy Enlisted	100	±1	11	14	23	33	20	±3	3.4	±0.1	
E1 – E4	100	±1	13	13	30	28	16	±6	3.2	±0.2	
Navy Officers	100	±1	7	14	14	40	24	±3	3.6	±0.1	
Marine Corps Enlisted	100	±1	15	11	19	30	25	±3	3.4	±0.1	
E1 – E4	100	±1	18	11	20	29	22	±5	3.3	±0.2	
Marine Corps Officers	100	±1	7	14	10	33	36	±5	3.8	±0.2	
Air Force Enlisted	100	±1	10	13	17	34	26	±3	3.5	±0.1	
E1 – E4	100	±1	10	12	18	36	23	±5	3.5	±0.2	
Air Force Officers	99	±1	9	16	15	34	26	±3	3.5	±0.1	

**26. Work Satisfaction scale: Constructed from Q26a-e. Work Satisfaction can be defined as a sense of pride in work, use of skills, work enjoyment, and the opportunity to acquire valuable skills.**

	Percent Responding		Mean	Max ME	Work Satisfaction
<b>TOTAL</b>	100	±1	3.7	±0	
<b>Army</b>	100	±1	3.7	±0	
<b>Navy</b>	100	±1	3.7	±0	
<b>Marine Corps</b>	100	±0	3.7	±0	
<b>Air Force</b>	100	±1	3.8	±0	
<b>PAYGRADE</b>					
<b>Enlisted</b>	100	±1	3.7	±0	
<b>E1 – E4</b>	100	±1	3.5	±0	
E1 – E3	100	±1	3.5	±0	
E4	100	±1	3.5	±0	
<b>E5 – E9</b>	100	±1	3.8	±0	
E5 – E6	100	±1	3.7	±0	
E7 – E9	100	±1	4.0	±0	
<b>Officers</b>	100	±1	4.0	±0	
<b>W1 – W5</b>	100	±1	4.1	±0	
<b>O1 – O3</b>	100	±1	3.9	±0	
<b>O4 – O6</b>	100	±1	4.1	±0	
<b>DEPLOYMENT</b>					
<b>Deployed Past 12 Months</b>	100	±1	3.7	±0	
<b>Not Deployed Past 12 Months</b>	100	±1	3.7	±0	
<b>RACE/ETHNICITY</b>					
<b>Non-Hispanic White</b>	100	±1	3.7	±0	
<b>Total Minority</b>	100	±1	3.8	±0	
Non-Hispanic Black	100	±1	3.8	±0	
Hispanic	100	±1	3.7	±0	
<b>EXPERIENCED BEHAVIORS</b>					
<b>Experienced USC</b>	100	±1	3.3	±0	
<b>Not Experienced USC</b>	100	±1	3.7	±0	
<b>Experienced SH</b>	100	±1	3.3	±0	
<b>Not Experienced SH</b>	100	±1	3.8	±0	
<b>FEMALES</b>					
<b>Total</b>	100	±1	3.6	±0	
<b>Army</b>	100	±1	3.7	±0	
<b>Navy</b>	100	±1	3.6	±0	
<b>Marine Corps</b>	100	±0	3.5	±0	
<b>Air Force</b>	100	±1	3.7	±0	
<b>Enlisted</b>	100	±1	3.6	±0	
E1 – E4	100	±1	3.4	±0	
E5 – E9	100	±1	3.7	±0	
<b>Officers</b>	100	±1	3.9	±0	
O1 – O3	100	±1	3.8	±0	
O4 – O6	100	±1	4.0	±0	

Note. Percent responding are Service members who answered the question. The scale ranges from 1 to 5. Higher scores indicate members strongly agreed with positive statements about their work. Cronbach's coefficient alpha = 0.93.

26. Continued	Percent Responding		Mean	Max ME	Work Satisfaction
<b>FEMALES (CONTINUED)</b>					
Experienced USC	100	±1	3.4	±0	
Not Experienced USC	100	±1	3.7	±0	
Experienced SH	100	±1	3.4	±0	
Not Experienced SH	100	±1	3.8	±0	
Deployed Past 12 Months	100	±1	3.5	±0	
Not Deployed Past 12 Months	100	±1	3.7	±0	
Army Enlisted	100	±1	3.6	±0	
E1 – E4	100	±1	3.4	±0	
Army Officers	99	±1	3.9	±0	
Navy Enlisted	100	±1	3.5	±0	
E1 – E4	100	±1	3.4	±0	
Navy Officers	100	±1	3.8	±0	
Marine Corps Enlisted	100	±0	3.5	±0	
E1 – E4	100	±0	3.4	±0	
Marine Corps Officers	100	±1	3.8	±0	
Air Force Enlisted	100	±1	3.7	±0	
E1 – E4	100	±1	3.5	±0	
Air Force Officers	100	±1	3.8	±0	
<b>MALES</b>					
Total	100	±1	3.7	±0	
Army	100	±1	3.7	±0	
Navy	100	±1	3.7	±0	
Marine Corps	100	±0	3.7	±0	
Air Force	100	±1	3.8	±0	
Enlisted	100	±1	3.7	±0	
E1 – E4	100	±1	3.5	±0	
E5 – E9	100	±1	3.8	±0	
Officers	100	±1	4.0	±0	
O1 – O3	100	±1	3.9	±0	
O4 – O6	100	±1	4.1	±0	
Experienced USC	100	±1	3.3	±0	
Not Experienced USC	100	±1	3.7	±0	
Experienced SH	100	±1	3.3	±0	
Not Experienced SH	100	±1	3.8	±0	
Deployed Past 12 Months	100	±1	3.7	±0	
Not Deployed Past 12 Months	100	±1	3.7	±0	
Army Enlisted	100	±1	3.6	±0	
E1 – E4	100	±0	3.5	±0	
Army Officers	100	±1	4.0	±0	
Navy Enlisted	100	±1	3.6	±0	
E1 – E4	100	±1	3.4	±0	
Navy Officers	100	±0	4.0	±0	
Marine Corps Enlisted	100	±0	3.7	±0	
E1 – E4	100	±0	3.5	±0	
Marine Corps Officers	100	±1	4.2	±0	
Air Force Enlisted	100	±1	3.7	±0	
E1 – E4	100	±1	3.6	±0	
Air Force Officers	100	±1	4.0	±0	

**27. Overall, how well prepared...****a. Are you to perform your wartime job?**1. Very poorly prepared  
4. Well prepared2. Poorly prepared  
5. Very well prepared

3. Neither well nor poorly prepared

	Percent Responding		Percentages					Max ME	Average Preparedness		
			1	2	3	4	5				
<b>TOTAL</b>	99	±1	3	5	18	42	32	±2	4.0	±0.1	
<b>Army</b>	99	±1	3	5	18	42	32	±3	3.9	±0.1	
<b>Navy</b>	99	±1	3	5	20	45	28	±3	3.9	±0.1	
<b>Marine Corps</b>	100	±1	3	4	17	38	38	±3	4.0	±0.1	
<b>Air Force</b>	99	±1	2	5	19	42	32	±2	4.0	±0.1	
<b>PAYGRADE</b>											
<b>Enlisted</b>	99	±1	3	5	18	41	32	±2	3.9	±0.1	
<b>E1 – E4</b>	100	±1	4	6	22	41	26	±3	3.8	±0.1	
E1 – E3	99	±1	4	6	26	41	23	±4	3.7	±0.1	
E4	100	±1	5	6	19	42	28	±3	3.8	±0.1	
<b>E5 – E9</b>	99	±1	2	4	16	41	37	±2	4.1	±0.1	
E5 – E6	99	±1	3	4	16	41	36	±2	4.0	±0.1	
E7 – E9	99	±1	1	3	13	43	40	±2	4.2	±0.1	
<b>Officers</b>	99	±1	1	4	18	47	30	±2	4.0	±0.1	
<b>W1 – W5</b>	99	±1	1	3	15	44	38	±5	4.2	±0.1	
<b>O1 – O3</b>	99	±1	2	5	21	48	25	±2	3.9	±0.1	
<b>O4 – O6</b>	99	±1	1	3	15	47	35	±2	4.1	±0.1	
<b>DEPLOYMENT</b>											
<b>Deployed Past 12 Months</b>	100	±1	2	4	12	42	40	±2	4.2	±0.1	
<b>Not Deployed Past 12 Months</b>	99	±1	3	6	22	42	27	±2	3.8	±0.1	
<b>RACE/ETHNICITY</b>											
<b>Non-Hispanic White</b>	100	±1	3	5	19	42	32	±2	4.0	±0.1	
<b>Total Minority</b>	99	±1	3	5	18	43	31	±2	4.0	±0.1	
Non-Hispanic Black	99	±1	3	4	18	45	30	±3	4.0	±0.1	
Hispanic	99	±1	3	5	16	41	35	±4	4.0	±0.1	
<b>EXPERIENCED BEHAVIORS</b>											
<b>Experienced USC</b>	99	±1	7	12	30	28	21	±8	3.4	±0.2	
<b>Not Experienced USC</b>	99	±1	3	5	18	43	32	±2	4.0	±0.1	
<b>Experienced SH</b>	99	±1	6	10	25	38	21	±4	3.6	±0.1	
<b>Not Experienced SH</b>	99	±1	2	4	18	43	33	±2	4.0	±0.1	
<b>FEMALES</b>											
<b>Total</b>	99	±1	4	9	27	41	19	±2	3.6	±0.1	
<b>Army</b>	99	±1	6	8	26	38	22	±3	3.6	±0.1	
<b>Navy</b>	99	±1	4	8	30	43	16	±3	3.6	±0.1	
<b>Marine Corps</b>	100	±1	2	10	34	32	22	±10	3.6	±0.2	
<b>Air Force</b>	99	±1	3	9	25	45	19	±3	3.7	±0.1	
<b>Enlisted</b>	99	±1	4	9	27	40	20	±2	3.6	±0.1	
E1 – E4	99	±1	5	9	31	38	17	±3	3.5	±0.1	
E5 – E9	99	±1	3	9	23	42	23	±3	3.7	±0.1	
<b>Officers</b>	99	±1	2	8	27	47	17	±3	3.7	±0.1	
O1 – O3	99	±1	2	9	29	47	13	±4	3.6	±0.1	
O4 – O6	99	±1	2	6	22	48	22	±3	3.8	±0.1	

Note. Percent responding are Service members who answered the question.

27a. Continued	Percent Responding		Percentages					Max ME	Average Preparedness		
			1	2	3	4	5				
<b>FEMALES (CONTINUED)</b>											
Experienced USC	100	±1	6	15	31	32	16	±8	3.4	±0.2	
Not Experienced USC	99	±1	3	8	27	42	20	±2	3.7	±0.1	
Experienced SH	99	±1	6	11	28	38	17	±3	3.5	±0.1	
Not Experienced SH	99	±1	3	7	26	43	21	±2	3.7	±0.1	
Deployed Past 12 Months	99	±1	3	6	18	45	29	±3	3.9	±0.1	
Not Deployed Past 12 Months	99	±1	4	9	30	40	17	±2	3.6	±0.1	
Army Enlisted	100	±1	6	9	26	35	23	±3	3.6	±0.1	
E1 – E4	100	±1	10	11	30	30	19	±4	3.4	±0.2	
Army Officers	99	±1	2	8	23	47	19	±4	3.7	±0.1	
Navy Enlisted	99	±1	4	9	30	41	16	±4	3.6	±0.1	
E1 – E4	100	±1	5	8	34	40	14	±6	3.5	±0.1	
Navy Officers	98	±2	2	7	29	49	13	±6	3.6	±0.1	
Marine Corps Enlisted	100	±1	2	10	36	31	21	±10	3.6	±0.2	
E1 – E4	100	±0	1	12	45	24	18	±16	3.4	±0.3	
Marine Corps Officers	100	±0	0	9	18	46	26	±16	3.9	±0.3	
Air Force Enlisted	99	±1	3	9	23	45	20	±4	3.7	±0.1	
E1 – E4	99	±2	3	7	26	48	17	±6	3.7	±0.1	
Air Force Officers	99	±1	2	8	30	45	15	±4	3.6	±0.1	
<b>MALES</b>											
Total	99	±1	3	4	17	42	34	±2	4.0	±0.1	
Army	99	±1	3	5	16	42	33	±3	4.0	±0.1	
Navy	100	±1	2	4	18	45	30	±3	4.0	±0.1	
Marine Corps	100	±1	3	4	16	39	39	±3	4.1	±0.1	
Air Force	100	±1	2	4	17	41	36	±2	4.1	±0.1	
Enlisted	100	±1	3	4	17	42	34	±2	4.0	±0.1	
E1 – E4	100	±1	4	6	21	42	28	±3	3.8	±0.1	
E5 – E9	99	±1	2	3	14	41	39	±2	4.1	±0.1	
Officers	99	±1	1	4	16	47	32	±2	4.1	±0.1	
O1 – O3	99	±1	2	5	19	48	27	±3	3.9	±0.1	
O4 – O6	99	±1	1	2	14	47	36	±2	4.2	±0.1	
Experienced USC	99	±2	8	11	30	26	25	±12	3.5	±0.3	
Not Experienced USC	99	±1	2	4	17	43	34	±2	4.0	±0.1	
Experienced SH	100	±1	7	8	22	37	25	±6	3.7	±0.2	
Not Experienced SH	99	±1	2	4	17	43	34	±2	4.0	±0.1	
Deployed Past 12 Months	100	±1	2	3	11	42	42	±3	4.2	±0.1	
Not Deployed Past 12 Months	99	±1	3	5	20	43	29	±2	3.9	±0.1	
Army Enlisted	99	±1	3	5	17	41	33	±3	4.0	±0.1	
E1 – E4	100	±1	5	8	18	43	26	±6	3.8	±0.2	
Army Officers	99	±1	1	3	15	48	34	±3	4.1	±0.1	
Navy Enlisted	100	±1	3	4	19	44	30	±3	3.9	±0.1	
E1 – E4	100	±0	5	4	26	43	22	±6	3.7	±0.2	
Navy Officers	99	±1	1	3	15	51	30	±3	4.1	±0.1	
Marine Corps Enlisted	100	±1	3	4	16	38	39	±3	4.1	±0.1	
E1 – E4	99	±1	4	5	19	37	34	±5	3.9	±0.1	
Marine Corps Officers	100	±1	1	2	14	43	40	±5	4.2	±0.1	
Air Force Enlisted	100	±1	2	3	17	41	37	±3	4.1	±0.1	
E1 – E4	100	±0	3	4	20	44	29	±5	3.9	±0.1	
Air Force Officers	99	±1	2	5	19	45	29	±3	3.9	±0.1	

## 27. Overall, how well prepared...

## b. Is your unit to perform its wartime mission?

1. Very poorly prepared  
4. Well prepared

2. Poorly prepared  
5. Very well prepared

3. Neither well nor poorly prepared

	Percent Responding		Percentages					Max ME	Average Preparedness		
			1	2	3	4	5				
<b>TOTAL</b>	99	±1	4	7	24	40	25	±2	3.7	±0.1	
<b>Army</b>	99	±1	7	10	27	36	19	±2	3.5	±0.1	
<b>Navy</b>	99	±1	3	5	24	42	25	±3	3.8	±0.1	
<b>Marine Corps</b>	100	±1	3	6	22	40	29	±3	3.8	±0.1	
<b>Air Force</b>	100	±1	2	4	22	43	29	±2	3.9	±0.1	
<b>PAYGRADE</b>											
<b>Enlisted</b>	100	±1	5	7	24	39	25	±2	3.7	±0.1	
<b>E1 – E4</b>	100	±1	6	8	23	38	25	±3	3.7	±0.1	
E1 – E3	99	±1	6	8	22	38	26	±4	3.7	±0.1	
E4	100	±1	7	8	24	38	23	±3	3.6	±0.1	
<b>E5 – E9</b>	99	±1	3	7	25	40	25	±2	3.8	±0.1	
E5 – E6	99	±1	4	8	26	39	24	±2	3.7	±0.1	
E7 – E9	99	±1	2	5	22	43	29	±2	3.9	±0.1	
<b>Officers</b>	99	±1	2	5	24	45	24	±2	3.9	±0.1	
<b>W1 – W5</b>	100	±1	3	7	25	42	23	±5	3.7	±0.1	
<b>O1 – O3</b>	99	±1	2	6	24	45	23	±2	3.8	±0.1	
<b>O4 – O6</b>	99	±1	1	4	23	46	26	±2	3.9	±0.1	
<b>DEPLOYMENT</b>											
<b>Deployed Past 12 Months</b>	100	±1	4	7	21	40	28	±2	3.8	±0.1	
<b>Not Deployed Past 12 Months</b>	99	±1	4	7	26	40	23	±2	3.7	±0.1	
<b>RACE/ETHNICITY</b>											
<b>Non-Hispanic White</b>	100	±1	4	7	25	40	24	±2	3.7	±0.1	
<b>Total Minority</b>	99	±1	4	7	23	40	25	±2	3.8	±0.1	
Non-Hispanic Black	99	±1	3	5	24	42	26	±3	3.8	±0.1	
Hispanic	99	±1	5	8	22	38	27	±4	3.7	±0.1	
<b>EXPERIENCED BEHAVIORS</b>											
<b>Experienced USC</b>	100	±1	15	16	31	28	10	±9	3.0	±0.2	
<b>Not Experienced USC</b>	99	±1	4	7	24	40	25	±2	3.8	±0.1	
<b>Experienced SH</b>	99	±1	9	13	30	33	14	±3	3.3	±0.1	
<b>Not Experienced SH</b>	99	±1	4	6	24	41	26	±2	3.8	±0.1	
<b>FEMALES</b>											
<b>Total</b>	99	±1	4	8	29	42	18	±2	3.6	±0.1	
<b>Army</b>	99	±1	7	10	34	35	14	±3	3.4	±0.1	
<b>Navy</b>	98	±1	3	7	28	45	17	±3	3.7	±0.1	
<b>Marine Corps</b>	99	±2	2	5	33	42	18	±9	3.7	±0.2	
<b>Air Force</b>	99	±1	2	5	23	47	23	±3	3.8	±0.1	
<b>Enlisted</b>	99	±1	4	8	29	41	18	±2	3.6	±0.1	
E1 – E4	99	±1	5	7	28	41	19	±3	3.6	±0.1	
E5 – E9	99	±1	4	8	29	41	18	±3	3.6	±0.1	
<b>Officers</b>	99	±1	2	8	30	47	15	±3	3.6	±0.1	
O1 – O3	99	±1	2	8	30	47	13	±4	3.6	±0.1	
O4 – O6	98	±1	1	7	29	45	17	±3	3.7	±0.1	

Note. Percent responding are Service members who answered the question.



**28. Overall, how would you rate...****a. Your current level of morale?**1. Very low  
4. High2. Low  
5. Very high

3. Moderate

	Percent Responding		Percentages					Max ME	Average Level of Morale		
			1	2	3	4	5				
<b>TOTAL</b>	99	±1	10	13	33	30	14	±2	3.3	±0.1	
<b>Army</b>	99	±1	10	14	34	29	13	±2	3.2	±0.1	
<b>Navy</b>	99	±1	11	13	33	29	14	±3	3.2	±0.1	
<b>Marine Corps</b>	99	±1	9	12	31	30	18	±3	3.4	±0.1	
<b>Air Force</b>	99	±1	8	14	33	33	13	±2	3.3	±0.1	
<b>PAYGRADE</b>											
<b>Enlisted</b>	99	±1	11	14	34	28	13	±2	3.2	±0.1	
<b>E1 – E4</b>	99	±1	15	17	33	23	12	±3	3.0	±0.1	
E1 – E3	98	±1	15	16	33	22	15	±4	3.1	±0.1	
E4	99	±1	15	18	33	24	11	±3	3.0	±0.1	
<b>E5 – E9</b>	99	±1	8	12	34	32	14	±2	3.3	±0.1	
E5 – E6	99	±1	9	14	36	29	12	±2	3.2	±0.1	
E7 – E9	98	±1	3	7	28	41	21	±2	3.7	±0.1	
<b>Officers</b>	98	±1	4	9	30	39	18	±2	3.6	±0.1	
<b>W1 – W5</b>	98	±1	4	8	32	39	17	±5	3.6	±0.1	
<b>O1 – O3</b>	99	±1	5	10	32	37	16	±2	3.5	±0.1	
<b>O4 – O6</b>	98	±1	3	7	27	41	22	±2	3.7	±0.1	
<b>DEPLOYMENT</b>											
<b>Deployed Past 12 Months</b>	99	±1	12	15	34	27	12	±2	3.1	±0.1	
<b>Not Deployed Past 12 Months</b>	99	±1	8	13	33	31	15	±2	3.3	±0.1	
<b>RACE/ETHNICITY</b>											
<b>Non-Hispanic White</b>	99	±1	10	14	33	30	13	±2	3.2	±0.1	
<b>Total Minority</b>	98	±1	9	12	33	29	16	±2	3.3	±0.1	
Non-Hispanic Black	98	±1	9	11	34	31	15	±3	3.3	±0.1	
Hispanic	98	±1	9	13	31	27	20	±3	3.4	±0.1	
<b>EXPERIENCED BEHAVIORS</b>											
<b>Experienced USC</b>	97	±4	23	16	37	14	9	±8	2.7	±0.2	
<b>Not Experienced USC</b>	99	±1	9	13	33	30	14	±2	3.3	±0.1	
<b>Experienced SH</b>	97	±2	21	18	34	20	7	±4	2.7	±0.1	
<b>Not Experienced SH</b>	99	±1	8	13	33	31	15	±2	3.3	±0.1	
<b>FEMALES</b>											
<b>Total</b>	99	±1	11	15	37	26	11	±2	3.1	±0.1	
<b>Army</b>	98	±1	12	16	37	25	10	±3	3.0	±0.1	
<b>Navy</b>	99	±1	11	16	35	27	11	±3	3.1	±0.1	
<b>Marine Corps</b>	99	±1	15	11	42	22	10	±10	3.0	±0.3	
<b>Air Force</b>	99	±1	9	14	39	27	11	±3	3.2	±0.1	
<b>Enlisted</b>	99	±1	12	16	38	24	11	±2	3.1	±0.1	
<b>E1 – E4</b>	99	±1	15	16	37	22	11	±3	3.0	±0.1	
<b>E5 – E9</b>	98	±1	9	15	38	27	10	±3	3.1	±0.1	
<b>Officers</b>	98	±1	7	13	37	32	11	±3	3.3	±0.1	
<b>O1 – O3</b>	98	±1	9	14	38	31	8	±4	3.2	±0.1	
<b>O4 – O6</b>	98	±1	5	11	33	34	17	±3	3.5	±0.1	

Note. Percent responding are Service members who answered the question.











































**28. Overall, how would you rate...**

**b. The current level of morale in your unit?**

1. Very low  
4. High

2. Low  
5. Very high

3. Moderate

	Percent Responding		Percentages					Max ME	Average Level of Morale		
			1	2	3	4	5				
<b>TOTAL</b>	99	±1	10	16	41	25	8	±2	3.0	±0.1	
<b>Army</b>	99	±1	12	17	43	22	8	±3	3.0	±0.1	
<b>Navy</b>	99	±1	11	17	39	25	8	±3	3.0	±0.1	
<b>Marine Corps</b>	99	±1	8	15	39	28	10	±3	3.2	±0.1	
<b>Air Force</b>	99	±1	9	16	41	26	7	±2	3.1	±0.1	
<b>PAYGRADE</b>											
<b>Enlisted</b>	99	±1	12	17	41	22	8	±2	3.0	±0.1	
<b>E1 – E4</b>	99	±1	14	19	40	19	8	±3	2.9	±0.1	
E1 – E3	99	±1	13	17	40	19	12	±4	3.0	±0.1	
E4	99	±1	15	20	41	18	6	±3	2.8	±0.1	
<b>E5 – E9</b>	99	±1	10	17	42	24	7	±2	3.0	±0.1	
E5 – E6	99	±1	12	19	43	21	6	±2	2.9	±0.1	
E7 – E9	99	±1	4	10	40	35	11	±2	3.4	±0.1	
<b>Officers</b>	99	±1	3	10	38	38	10	±2	3.4	±0.1	
<b>W1 – W5</b>	99	±1	5	9	44	31	11	±5	3.3	±0.1	
<b>O1 – O3</b>	99	±1	4	12	40	36	8	±2	3.3	±0.1	
<b>O4 – O6</b>	99	±1	2	8	35	42	13	±2	3.6	±0.1	
<b>DEPLOYMENT</b>											
<b>Deployed Past 12 Months</b>	99	±1	12	18	41	21	7	±2	2.9	±0.1	
<b>Not Deployed Past 12 Months</b>	99	±1	9	15	41	26	9	±2	3.1	±0.1	
<b>RACE/ETHNICITY</b>											
<b>Non-Hispanic White</b>	99	±1	10	17	41	25	8	±2	3.0	±0.1	
<b>Total Minority</b>	99	±1	11	15	41	24	9	±2	3.0	±0.1	
Non-Hispanic Black	98	±1	11	14	43	23	8	±3	3.0	±0.1	
Hispanic	99	±1	11	15	39	24	10	±4	3.1	±0.1	
<b>EXPERIENCED BEHAVIORS</b>											
<b>Experienced USC</b>	97	±4	26	23	36	12	3	±8	2.4	±0.2	
<b>Not Experienced USC</b>	99	±1	10	16	41	25	8	±2	3.1	±0.1	
<b>Experienced SH</b>	98	±1	21	25	37	15	2	±3	2.5	±0.1	
<b>Not Experienced SH</b>	99	±1	9	15	41	26	9	±2	3.1	±0.1	
<b>FEMALES</b>											
<b>Total</b>	99	±1	12	19	42	20	5	±2	2.9	±0.1	
<b>Army</b>	98	±1	13	21	44	18	5	±3	2.8	±0.1	
<b>Navy</b>	99	±1	14	20	40	21	5	±3	2.8	±0.1	
<b>Marine Corps</b>	99	±1	14	17	45	17	8	±9	2.9	±0.2	
<b>Air Force</b>	99	±1	10	18	42	24	6	±3	3.0	±0.1	
<b>Enlisted</b>	99	±1	14	20	42	19	6	±2	2.8	±0.1	
E1 – E4	99	±1	15	21	39	18	7	±3	2.8	±0.1	
E5 – E9	99	±1	12	20	44	19	5	±3	2.8	±0.1	
<b>Officers</b>	99	±1	6	15	45	29	5	±3	3.1	±0.1	
O1 – O3	100	±1	7	17	45	28	3	±4	3.0	±0.1	
O4 – O6	99	±1	5	13	43	33	7	±3	3.2	±0.1	

Note. Percent responding are Service members who answered the question.



**29. How much do you agree or disagree with the following statements about your unit?****a. Service members in your unit really care about each other.**1. Strongly disagree  
4. Agree2. Disagree  
5. Strongly agree

3. Neither agree nor disagree

	Percent Responding		Percentages					Max ME	Average Agreement		
			1	2	3	4	5				
<b>TOTAL</b>	100	±0	4	12	31	43	11	±2	3.5	±0.1	
<b>Army</b>	100	±0	4	14	32	41	10	±2	3.4	±0.1	
<b>Navy</b>	100	±1	4	12	32	42	10	±3	3.4	±0.1	
<b>Marine Corps</b>	100	±0	5	10	29	44	13	±3	3.5	±0.1	
<b>Air Force</b>	100	±1	3	11	28	47	12	±2	3.5	±0.1	
<b>PAYGRADE</b>											
<b>Enlisted</b>	100	±1	4	14	33	40	9	±2	3.4	±0.1	
<b>E1 – E4</b>	100	±0	6	15	35	34	9	±3	3.2	±0.1	
E1 – E3	100	±1	7	14	34	35	10	±4	3.3	±0.1	
E4	100	±1	6	16	36	34	8	±3	3.2	±0.1	
<b>E5 – E9</b>	100	±1	3	12	31	44	10	±2	3.4	±0.1	
E5 – E6	100	±1	4	14	34	40	8	±2	3.4	±0.1	
E7 – E9	100	±1	1	7	23	55	14	±2	3.7	±0.1	
<b>Officers</b>	100	±1	1	4	18	59	18	±2	3.9	±0.1	
<b>W1 – W5</b>	100	±1	1	6	26	53	14	±4	3.7	±0.1	
<b>O1 – O3</b>	100	±1	1	5	19	59	16	±2	3.8	±0.1	
<b>O4 – O6</b>	100	±1	1	3	15	60	21	±2	4.0	±0.1	
<b>DEPLOYMENT</b>											
<b>Deployed Past 12 Months</b>	100	±1	4	14	32	41	9	±2	3.4	±0.1	
<b>Not Deployed Past 12 Months</b>	100	±1	4	11	30	44	12	±2	3.5	±0.1	
<b>RACE/ETHNICITY</b>											
<b>Non-Hispanic White</b>	100	±1	3	11	29	45	11	±2	3.5	±0.1	
<b>Total Minority</b>	100	±1	5	13	33	40	10	±2	3.4	±0.1	
Non-Hispanic Black	100	±1	5	12	33	40	9	±3	3.4	±0.1	
Hispanic	100	±1	5	13	33	38	11	±4	3.4	±0.1	
<b>EXPERIENCED BEHAVIORS</b>											
<b>Experienced USC</b>	100	±1	12	20	42	21	5	±8	2.9	±0.2	
<b>Not Experienced USC</b>	100	±1	3	12	30	44	11	±2	3.5	±0.1	
<b>Experienced SH</b>	100	±1	9	21	36	30	4	±4	3.0	±0.1	
<b>Not Experienced SH</b>	100	±1	3	11	30	44	12	±2	3.5	±0.1	
<b>FEMALES</b>											
<b>Total</b>	100	±1	6	16	34	37	8	±2	3.2	±0.1	
<b>Army</b>	100	±1	8	18	35	33	7	±3	3.1	±0.1	
<b>Navy</b>	100	±1	5	16	35	37	6	±3	3.2	±0.1	
<b>Marine Corps</b>	100	±1	11	14	34	35	6	±9	3.1	±0.2	
<b>Air Force</b>	99	±1	4	13	32	40	10	±3	3.4	±0.1	
<b>Enlisted</b>	100	±1	7	17	37	32	7	±2	3.1	±0.1	
E1 – E4	100	±1	9	18	37	29	6	±3	3.1	±0.1	
E5 – E9	100	±1	6	17	36	35	7	±3	3.2	±0.1	
<b>Officers</b>	99	±1	1	8	23	55	13	±3	3.7	±0.1	
O1 – O3	100	±1	1	9	24	56	10	±4	3.6	±0.1	
O4 – O6	99	±1	2	5	20	54	19	±3	3.8	±0.1	

Note. Percent responding are Service members who answered the question.

29a. Continued	Percent Responding		Percentages					Max ME	Average Agreement		
			1	2	3	4	5				
<b>FEMALES (CONTINUED)</b>											
Experienced USC	100	±0	13	21	40	23	3	±7	2.8	±0.2	
Not Experienced USC	100	±1	5	15	33	38	8	±2	3.3	±0.1	
Experienced SH	100	±1	11	24	35	26	4	±3	2.9	±0.1	
Not Experienced SH	100	±1	4	11	34	41	10	±2	3.4	±0.1	
Deployed Past 12 Months	100	±1	8	18	35	33	5	±3	3.1	±0.1	
Not Deployed Past 12 Months	100	±1	6	15	34	38	8	±2	3.3	±0.1	
Army Enlisted	100	±1	9	20	37	28	6	±3	3.0	±0.1	
E1 – E4	100	±0	12	23	36	25	5	±4	2.9	±0.1	
Army Officers	99	±1	2	8	24	54	11	±4	3.6	±0.1	
Navy Enlisted	100	±1	6	17	38	33	5	±4	3.1	±0.1	
E1 – E4	100	±1	7	17	40	31	6	±6	3.1	±0.1	
Navy Officers	100	±1	1	10	21	56	11	±6	3.7	±0.1	
Marine Corps Enlisted	100	±1	13	15	35	33	5	±10	3.0	±0.3	
E1 – E4	100	±0	17	13	35	32	3	±15	2.9	±0.4	
Marine Corps Officers	100	±1	1	5	26	56	12	±9	3.7	±0.1	
Air Force Enlisted	99	±1	5	15	35	36	8	±4	3.3	±0.1	
E1 – E4	99	±1	6	15	37	32	10	±6	3.3	±0.2	
Air Force Officers	99	±1	0	6	23	56	15	±4	3.8	±0.1	
<b>MALES</b>											
Total	100	±0	3	11	30	44	11	±2	3.5	±0.1	
Army	100	±0	3	13	31	42	10	±3	3.4	±0.1	
Navy	100	±1	4	11	32	42	11	±3	3.5	±0.1	
Marine Corps	100	±0	4	10	28	45	13	±3	3.5	±0.1	
Air Force	100	±1	2	10	27	48	12	±2	3.6	±0.1	
Enlisted	100	±1	4	13	33	41	10	±2	3.4	±0.1	
E1 – E4	100	±0	6	15	35	35	9	±3	3.3	±0.1	
E5 – E9	100	±1	3	12	31	45	10	±2	3.5	±0.1	
Officers	100	±1	1	4	17	60	19	±2	3.9	±0.1	
O1 – O3	100	±1	1	4	18	60	18	±3	3.9	±0.1	
O4 – O6	100	±1	0	3	14	61	21	±2	4.0	±0.1	
Experienced USC	100	±1	12	19	43	19	7	±13	2.9	±0.3	
Not Experienced USC	100	±0	3	11	29	45	12	±2	3.5	±0.1	
Experienced SH	100	±1	8	18	37	32	4	±6	3.1	±0.2	
Not Experienced SH	100	±1	3	11	29	45	12	±2	3.5	±0.1	
Deployed Past 12 Months	100	±1	4	13	32	42	10	±3	3.4	±0.1	
Not Deployed Past 12 Months	100	±1	3	10	29	46	12	±2	3.5	±0.1	
Army Enlisted	100	±0	4	15	34	39	9	±3	3.3	±0.1	
E1 – E4	100	±0	6	18	35	33	8	±5	3.2	±0.2	
Army Officers	100	±1	0	4	21	57	17	±3	3.9	±0.1	
Navy Enlisted	100	±1	4	13	35	39	10	±3	3.4	±0.1	
E1 – E4	100	±0	7	14	40	29	11	±6	3.2	±0.2	
Navy Officers	100	±1	0	3	16	62	18	±3	3.9	±0.1	
Marine Corps Enlisted	100	±0	5	11	30	43	12	±4	3.5	±0.1	
E1 – E4	100	±0	6	11	31	42	11	±5	3.4	±0.1	
Marine Corps Officers	100	±1	1	4	14	58	23	±5	4.0	±0.1	
Air Force Enlisted	100	±1	3	12	30	45	10	±3	3.5	±0.1	
E1 – E4	100	±0	4	13	34	40	10	±5	3.4	±0.1	
Air Force Officers	100	±1	1	3	14	62	20	±3	4.0	±0.1	

**29. How much do you agree or disagree with the following statements about your unit?****b. Service members in your unit work well as a team.**1. Strongly disagree  
4. Agree2. Disagree  
5. Strongly agree

3. Neither agree nor disagree

	Percent Responding		Percentages					Max ME	Average Agreement		
			1	2	3	4	5				
<b>TOTAL</b>	100	±1	2	7	23	54	14	±2	3.7	±0.1	
<b>Army</b>	100	±1	3	8	26	51	12	±3	3.6	±0.1	
<b>Navy</b>	100	±1	3	7	22	55	14	±3	3.7	±0.1	
<b>Marine Corps</b>	100	±1	2	6	19	56	17	±3	3.8	±0.1	
<b>Air Force</b>	100	±1	2	6	21	56	15	±2	3.8	±0.1	
<b>PAYGRADE</b>											
<b>Enlisted</b>	100	±1	3	8	25	52	13	±2	3.6	±0.1	
<b>E1 – E4</b>	100	±1	4	8	28	49	12	±3	3.6	±0.1	
E1 – E3	100	±1	4	8	25	49	15	±4	3.6	±0.1	
E4	100	±1	4	8	29	49	10	±3	3.5	±0.1	
<b>E5 – E9</b>	100	±1	2	7	23	55	13	±2	3.7	±0.1	
E5 – E6	100	±1	2	8	25	53	12	±2	3.6	±0.1	
E7 – E9	100	±1	1	5	17	60	18	±2	3.9	±0.1	
<b>Officers</b>	100	±1	1	3	13	63	21	±2	4.0	±0.1	
<b>W1 – W5</b>	100	±1	1	3	17	62	16	±4	3.9	±0.1	
<b>O1 – O3</b>	100	±1	0	3	14	64	19	±2	4.0	±0.1	
<b>O4 – O6</b>	100	±1	1	3	10	62	24	±2	4.1	±0.1	
<b>DEPLOYMENT</b>											
<b>Deployed Past 12 Months</b>	100	±1	3	7	24	54	13	±2	3.7	±0.1	
<b>Not Deployed Past 12 Months</b>	100	±1	2	7	22	54	15	±2	3.7	±0.1	
<b>RACE/ETHNICITY</b>											
<b>Non-Hispanic White</b>	100	±1	2	6	22	56	15	±2	3.7	±0.1	
<b>Total Minority</b>	100	±1	3	8	25	51	13	±2	3.6	±0.1	
Non-Hispanic Black	100	±1	4	8	25	52	12	±3	3.6	±0.1	
Hispanic	100	±1	4	7	25	50	14	±4	3.6	±0.1	
<b>EXPERIENCED BEHAVIORS</b>											
<b>Experienced USC</b>	100	±0	7	14	34	40	6	±8	3.2	±0.2	
<b>Not Experienced USC</b>	100	±1	2	7	22	55	14	±2	3.7	±0.1	
<b>Experienced SH</b>	100	±1	7	14	32	42	5	±4	3.2	±0.1	
<b>Not Experienced SH</b>	100	±1	2	6	22	55	15	±2	3.8	±0.1	
<b>FEMALES</b>											
<b>Total</b>	100	±1	4	10	29	47	10	±2	3.5	±0.1	
<b>Army</b>	100	±1	6	13	32	41	9	±3	3.3	±0.1	
<b>Navy</b>	99	±1	4	9	27	51	9	±3	3.5	±0.1	
<b>Marine Corps</b>	100	±0	2	10	32	50	7	±9	3.5	±0.1	
<b>Air Force</b>	100	±1	3	8	27	51	12	±3	3.6	±0.1	
<b>Enlisted</b>	100	±1	5	11	31	44	8	±2	3.4	±0.1	
<b>E1 – E4</b>	100	±1	6	12	33	41	8	±3	3.4	±0.1	
<b>E5 – E9</b>	100	±1	4	11	30	47	9	±3	3.5	±0.1	
<b>Officers</b>	99	±1	1	5	18	61	14	±3	3.8	±0.1	
<b>O1 – O3</b>	100	±1	1	6	19	63	11	±4	3.8	±0.1	
<b>O4 – O6</b>	99	±1	1	5	15	58	20	±3	3.9	±0.1	

Note. Percent responding are Service members who answered the question.



**29. How much do you agree or disagree with the following statements about your unit?**

**c. Service members in your unit pull together to get the job done.**

- 1. Strongly disagree
- 2. Disagree
- 3. Neither agree nor disagree
- 4. Agree
- 5. Strongly agree

	Percent Responding		Percentages					Max ME	Average Agreement		Bar Chart
			1	2	3	4	5				
<b>TOTAL</b>	100	±1	2	6	18	56	19	±2	3.8	±0.1	
<b>Army</b>	100	±1	3	7	20	54	16	±3	3.7	±0.1	
<b>Navy</b>	100	±1	2	5	17	56	19	±3	3.8	±0.1	
<b>Marine Corps</b>	100	±1	1	4	15	56	24	±3	4.0	±0.1	
<b>Air Force</b>	100	±1	1	5	17	56	21	±2	3.9	±0.1	
<b>PAYGRADE</b>											
<b>Enlisted</b>	100	±1	2	6	19	54	17	±2	3.8	±0.1	
<b>E1 – E4</b>	100	±1	3	7	21	52	17	±3	3.7	±0.1	
E1 – E3	100	±1	3	6	20	50	21	±4	3.8	±0.1	
E4	100	±1	3	8	22	52	15	±3	3.7	±0.1	
<b>E5 – E9</b>	100	±1	2	6	18	56	18	±2	3.8	±0.1	
E5 – E6	100	±1	2	7	20	56	16	±2	3.8	±0.1	
E7 – E9	100	±1	1	3	13	59	24	±2	4.0	±0.1	
<b>Officers</b>	100	±1	0	2	10	61	26	±2	4.1	±0.1	
<b>W1 – W5</b>	100	±1	1	2	12	64	21	±4	4.0	±0.1	
<b>O1 – O3</b>	100	±1	0	2	11	62	25	±2	4.1	±0.1	
<b>O4 – O6</b>	100	±1	0	2	8	60	30	±2	4.2	±0.1	
<b>DEPLOYMENT</b>											
<b>Deployed Past 12 Months</b>	100	±1	2	6	18	56	17	±2	3.8	±0.1	
<b>Not Deployed Past 12 Months</b>	100	±1	2	5	18	55	20	±2	3.9	±0.1	
<b>RACE/ETHNICITY</b>											
<b>Non-Hispanic White</b>	100	±1	2	5	17	57	20	±2	3.9	±0.1	
<b>Total Minority</b>	100	±1	3	6	20	54	18	±2	3.8	±0.1	
Non-Hispanic Black	100	±1	2	6	21	52	18	±3	3.8	±0.1	
Hispanic	100	±1	4	6	18	53	19	±4	3.8	±0.1	
<b>EXPERIENCED BEHAVIORS</b>											
<b>Experienced USC</b>	100	±1	5	13	29	46	7	±8	3.4	±0.2	
<b>Not Experienced USC</b>	100	±1	2	5	17	56	20	±2	3.9	±0.1	
<b>Experienced SH</b>	100	±1	5	13	26	47	9	±4	3.4	±0.1	
<b>Not Experienced SH</b>	100	±1	2	5	17	56	20	±2	3.9	±0.1	
<b>FEMALES</b>											
<b>Total</b>	100	±1	3	8	23	53	14	±2	3.7	±0.1	
<b>Army</b>	100	±1	5	9	26	47	13	±3	3.5	±0.1	
<b>Navy</b>	100	±1	2	7	23	55	12	±3	3.7	±0.1	
<b>Marine Corps</b>	100	±0	1	9	20	58	12	±8	3.7	±0.2	
<b>Air Force</b>	100	±1	2	6	20	55	16	±3	3.8	±0.1	
<b>Enlisted</b>	100	±1	4	8	25	50	13	±2	3.6	±0.1	
E1 – E4	100	±1	4	8	27	49	13	±3	3.6	±0.1	
E5 – E9	100	±1	3	9	23	52	13	±3	3.6	±0.1	
<b>Officers</b>	100	±1	1	4	14	63	19	±3	4.0	±0.1	
O1 – O3	100	±1	1	4	14	65	16	±4	3.9	±0.1	
O4 – O6	99	±1	1	4	12	58	25	±3	4.0	±0.1	

Note. Percent responding are Service members who answered the question.



29c. Continued	Percent Responding		Percentages					Max ME	Average Agreement		
			1	2	3	4	5				
<b>FEMALES (CONTINUED)</b>											
Experienced USC	100	±0	7	13	27	47	7	±8	3.3	±0.2	
Not Experienced USC	100	±1	2	7	23	53	15	±2	3.7	±0.1	
Experienced SH	100	±1	5	13	26	47	8	±3	3.4	±0.1	
Not Experienced SH	100	±1	2	5	21	55	16	±2	3.8	±0.1	
Deployed Past 12 Months	100	±1	4	8	23	51	13	±3	3.6	±0.1	
Not Deployed Past 12 Months	100	±1	3	7	23	53	14	±2	3.7	±0.1	
Army Enlisted	100	±1	5	10	28	44	12	±3	3.5	±0.1	
E1 – E4	100	±0	7	10	31	41	11	±5	3.4	±0.1	
Army Officers	99	±1	2	5	15	61	17	±4	3.9	±0.1	
Navy Enlisted	100	±1	3	8	25	53	11	±4	3.6	±0.1	
E1 – E4	100	±1	3	7	28	51	11	±6	3.6	±0.1	
Navy Officers	99	±1	1	2	12	67	17	±6	4.0	±0.1	
Marine Corps Enlisted	100	±0	1	10	21	57	11	±9	3.7	±0.2	
E1 – E4	100	±0	2	10	22	59	9	±13	3.6	±0.2	
Marine Corps Officers	100	±1	0	3	10	68	18	±7	4.0	±0.1	
Air Force Enlisted	100	±1	3	7	22	54	15	±4	3.7	±0.1	
E1 – E4	100	±1	3	5	22	53	17	±6	3.8	±0.1	
Air Force Officers	100	±1	0	3	13	61	22	±4	4.0	±0.1	
<b>MALES</b>											
Total	100	±1	2	5	17	56	20	±2	3.9	±0.1	
Army	100	±1	3	6	19	55	16	±3	3.8	±0.1	
Navy	100	±1	2	5	16	57	20	±3	3.9	±0.1	
Marine Corps	100	±1	1	4	14	56	25	±3	4.0	±0.1	
Air Force	100	±1	1	4	16	56	22	±2	3.9	±0.1	
Enlisted	100	±1	2	6	19	55	18	±2	3.8	±0.1	
E1 – E4	100	±1	3	7	20	52	18	±3	3.8	±0.1	
E5 – E9	100	±1	2	5	17	57	19	±2	3.9	±0.1	
Officers	100	±1	0	2	9	61	28	±2	4.1	±0.1	
O1 – O3	100	±1	0	2	10	61	27	±3	4.1	±0.1	
O4 – O6	100	±1	0	1	8	60	30	±2	4.2	±0.1	
Experienced USC	100	±1	4	13	29	45	8	±12	3.4	±0.3	
Not Experienced USC	100	±1	2	5	17	56	20	±2	3.9	±0.1	
Experienced SH	99	±1	4	13	25	48	10	±6	3.5	±0.2	
Not Experienced SH	100	±1	2	5	16	57	20	±2	3.9	±0.1	
Deployed Past 12 Months	100	±1	2	6	17	57	18	±3	3.8	±0.1	
Not Deployed Past 12 Months	100	±1	2	5	17	56	21	±2	3.9	±0.1	
Army Enlisted	100	±1	3	7	21	54	15	±3	3.7	±0.1	
E1 – E4	100	±1	4	9	23	50	14	±6	3.6	±0.1	
Army Officers	99	±1	0	2	11	62	24	±3	4.1	±0.1	
Navy Enlisted	100	±1	2	6	18	56	18	±3	3.8	±0.1	
E1 – E4	99	±2	2	6	23	52	17	±6	3.7	±0.2	
Navy Officers	100	±1	0	2	7	62	28	±3	4.2	±0.1	
Marine Corps Enlisted	100	±1	1	4	15	56	23	±4	3.9	±0.1	
E1 – E4	100	±0	2	4	16	57	21	±5	3.9	±0.1	
Marine Corps Officers	100	±1	0	1	7	57	35	±5	4.3	±0.1	
Air Force Enlisted	100	±1	1	5	17	55	21	±3	3.9	±0.1	
E1 – E4	100	±0	2	7	17	51	23	±5	3.9	±0.1	
Air Force Officers	100	±1	0	1	9	61	29	±3	4.2	±0.1	

**29. How much do you agree or disagree with the following statements about your unit?**

**d. Service members in your unit trust each other.**

1. Strongly disagree  
4. Agree

2. Disagree  
5. Strongly agree

3. Neither agree nor disagree

	Percent Responding		Percentages					Max ME	Average Agreement		
			1	2	3	4	5				
<b>TOTAL</b>	100	±1	6	12	32	39	12	±2	3.4	±0.1	
<b>Army</b>	100	±1	8	14	33	35	10	±2	3.3	±0.1	
<b>Navy</b>	99	±1	6	11	32	40	11	±3	3.4	±0.1	
<b>Marine Corps</b>	100	±1	6	10	29	40	14	±3	3.5	±0.1	
<b>Air Force</b>	100	±1	4	11	31	41	12	±2	3.5	±0.1	
<b>PAYGRADE</b>											
<b>Enlisted</b>	100	±1	7	13	34	35	10	±2	3.3	±0.1	
<b>E1 – E4</b>	100	±1	9	15	36	30	10	±3	3.2	±0.1	
E1 – E3	99	±1	9	13	35	32	12	±4	3.2	±0.1	
E4	100	±1	9	16	37	29	8	±3	3.1	±0.1	
<b>E5 – E9</b>	100	±1	6	12	33	39	10	±2	3.4	±0.1	
E5 – E6	100	±1	7	14	35	36	9	±2	3.3	±0.1	
E7 – E9	100	±1	2	7	28	48	15	±2	3.7	±0.1	
<b>Officers</b>	100	±1	1	5	18	57	19	±2	3.9	±0.1	
<b>W1 – W5</b>	100	±1	2	6	28	50	14	±4	3.7	±0.1	
<b>O1 – O3</b>	100	±1	1	6	20	56	17	±2	3.8	±0.1	
<b>O4 – O6</b>	99	±1	1	3	15	59	23	±2	4.0	±0.1	
<b>DEPLOYMENT</b>											
<b>Deployed Past 12 Months</b>	100	±1	7	13	33	37	10	±2	3.3	±0.1	
<b>Not Deployed Past 12 Months</b>	100	±1	6	11	31	40	12	±2	3.4	±0.1	
<b>RACE/ETHNICITY</b>											
<b>Non-Hispanic White</b>	100	±1	5	11	30	42	12	±2	3.5	±0.1	
<b>Total Minority</b>	100	±1	8	13	35	34	10	±2	3.3	±0.1	
Non-Hispanic Black	100	±1	9	13	37	32	9	±3	3.2	±0.1	
Hispanic	100	±1	8	13	35	33	11	±4	3.3	±0.1	
<b>EXPERIENCED BEHAVIORS</b>											
<b>Experienced USC</b>	100	±0	23	18	35	20	3	±8	2.6	±0.2	
<b>Not Experienced USC</b>	100	±1	6	12	32	40	12	±2	3.4	±0.1	
<b>Experienced SH</b>	100	±1	17	22	34	24	3	±4	2.7	±0.1	
<b>Not Experienced SH</b>	100	±1	5	11	31	40	12	±2	3.4	±0.1	
<b>FEMALES</b>											
<b>Total</b>	100	±1	11	16	38	28	7	±2	3.0	±0.1	
<b>Army</b>	99	±1	13	19	38	24	6	±3	2.9	±0.1	
<b>Navy</b>	99	±1	9	15	40	30	6	±3	3.1	±0.1	
<b>Marine Corps</b>	100	±0	16	18	34	26	5	±9	2.9	±0.2	
<b>Air Force</b>	100	±1	8	15	38	31	9	±3	3.2	±0.1	
<b>Enlisted</b>	100	±1	12	18	41	23	6	±2	2.9	±0.1	
E1 – E4	100	±1	15	17	41	21	6	±3	2.9	±0.1	
E5 – E9	100	±1	10	18	40	26	6	±3	3.0	±0.1	
<b>Officers</b>	99	±1	2	10	26	49	12	±3	3.6	±0.1	
O1 – O3	100	±1	2	12	27	50	9	±4	3.5	±0.1	
O4 – O6	99	±1	3	7	22	50	19	±3	3.8	±0.1	

Note. Percent responding are Service members who answered the question.

29d. Continued	Percent Responding		Percentages					Max ME	Average Agreement		
			1	2	3	4	5				
<b>FEMALES (CONTINUED)</b>											
Experienced USC	100	±0	26	22	35	15	2	±8	2.5	±0.2	
Not Experienced USC	100	±1	9	16	38	29	8	±2	3.1	±0.1	
Experienced SH	100	±1	19	24	36	19	3	±3	2.6	±0.1	
Not Experienced SH	100	±1	7	13	39	33	9	±2	3.3	±0.1	
Deployed Past 12 Months	100	±1	14	19	38	25	5	±3	2.9	±0.1	
Not Deployed Past 12 Months	100	±1	9	16	38	29	8	±2	3.1	±0.1	
Army Enlisted	100	±1	16	21	40	18	5	±3	2.8	±0.1	
E1 – E4	99	±1	20	22	40	14	4	±5	2.6	±0.1	
Army Officers	99	±1	3	10	28	48	11	±4	3.5	±0.1	
Navy Enlisted	99	±1	11	16	43	26	5	±4	3.0	±0.1	
E1 – E4	99	±1	12	14	44	25	5	±6	3.0	±0.1	
Navy Officers	99	±1	2	11	24	51	12	±6	3.6	±0.1	
Marine Corps Enlisted	100	±0	18	19	35	24	5	±10	2.8	±0.3	
E1 – E4	100	±0	23	20	34	21	3	±16	2.6	±0.4	
Marine Corps Officers	100	±1	1	6	31	51	11	±10	3.6	±0.2	
Air Force Enlisted	100	±1	9	16	41	26	8	±4	3.1	±0.1	
E1 – E4	100	±1	10	14	42	24	10	±6	3.1	±0.2	
Air Force Officers	100	±1	2	10	24	49	14	±4	3.6	±0.1	
<b>MALES</b>											
Total	100	±1	5	11	31	41	12	±2	3.4	±0.1	
Army	100	±1	7	13	32	37	11	±3	3.3	±0.1	
Navy	99	±1	6	10	31	42	12	±3	3.4	±0.1	
Marine Corps	100	±1	5	10	29	41	15	±3	3.5	±0.1	
Air Force	100	±1	3	10	30	44	13	±2	3.5	±0.1	
Enlisted	100	±1	6	13	33	37	11	±2	3.3	±0.1	
E1 – E4	100	±1	8	15	35	32	10	±3	3.2	±0.1	
E5 – E9	100	±1	5	11	32	41	11	±2	3.4	±0.1	
Officers	100	±1	1	3	17	58	21	±2	3.9	±0.1	
O1 – O3	100	±1	1	4	18	58	19	±3	3.9	±0.1	
O4 – O6	99	±1	0	2	13	61	23	±2	4.0	±0.1	
Experienced USC	100	±0	22	15	36	24	4	±12	2.7	±0.3	
Not Experienced USC	100	±1	5	11	30	41	13	±2	3.5	±0.1	
Experienced SH	100	±1	15	20	32	30	3	±6	2.9	±0.2	
Not Experienced SH	100	±1	5	10	30	41	13	±2	3.5	±0.1	
Deployed Past 12 Months	100	±1	7	12	32	38	11	±3	3.3	±0.1	
Not Deployed Past 12 Months	100	±1	5	10	30	42	13	±2	3.5	±0.1	
Army Enlisted	100	±1	8	15	34	34	10	±3	3.2	±0.1	
E1 – E4	100	±1	11	18	33	29	9	±5	3.1	±0.2	
Army Officers	100	±1	1	5	21	56	18	±3	3.9	±0.1	
Navy Enlisted	99	±1	6	11	34	38	10	±3	3.4	±0.1	
E1 – E4	99	±2	7	13	38	31	10	±6	3.2	±0.2	
Navy Officers	100	±1	1	3	16	61	20	±3	4.0	±0.1	
Marine Corps Enlisted	100	±1	6	11	31	39	13	±3	3.4	±0.1	
E1 – E4	100	±1	7	10	33	38	12	±5	3.4	±0.1	
Marine Corps Officers	99	±1	1	2	13	59	25	±5	4.1	±0.1	
Air Force Enlisted	100	±1	4	12	34	40	11	±3	3.4	±0.1	
E1 – E4	100	±1	4	13	36	35	12	±5	3.4	±0.1	
Air Force Officers	100	±1	1	3	14	59	23	±3	4.0	±0.1	

**29. Unit Cohesion scale: Constructed from Q29a-d. Unit Cohesion can be defined as affective ties within a small group that sustain commitment to their peers, their unit, and their mission.**

	Percent Responding		Mean	Max ME	Average Cohesion
<b>TOTAL</b>	100	±1	3.6	±0	
<b>Army</b>	100	±0	3.5	±0	
<b>Navy</b>	100	±1	3.6	±0	
<b>Marine Corps</b>	100	±0	3.7	±0	
<b>Air Force</b>	100	±1	3.7	±0	
<b>PAYGRADE</b>					
<b>Enlisted</b>	100	±1	3.5	±0	
<b>E1 – E4</b>	100	±1	3.4	±0	
E1 – E3	100	±1	3.5	±0	
E4	100	±0	3.4	±0	
<b>E5 – E9</b>	100	±1	3.6	±0	
E5 – E6	100	±1	3.5	±0	
E7 – E9	100	±1	3.8	±0	
<b>Officers</b>	100	±1	4.0	±0	
<b>W1 – W5</b>	100	±1	3.8	±0	
<b>O1 – O3</b>	100	±1	3.9	±0	
<b>O4 – O6</b>	100	±1	4.1	±0	
<b>DEPLOYMENT</b>					
<b>Deployed Past 12 Months</b>	100	±1	3.5	±0	
<b>Not Deployed Past 12 Months</b>	100	±1	3.6	±0	
<b>RACE/ETHNICITY</b>					
<b>Non-Hispanic White</b>	100	±0	3.6	±0	
<b>Total Minority</b>	100	±1	3.5	±0	
Non-Hispanic Black	100	±1	3.5	±0	
Hispanic	100	±1	3.5	±0	
<b>EXPERIENCED BEHAVIORS</b>					
<b>Experienced USC</b>	100	±1	3.0	±0	
<b>Not Experienced USC</b>	100	±1	3.6	±0	
<b>Experienced SH</b>	100	±1	3.1	±0	
<b>Not Experienced SH</b>	100	±1	3.6	±0	
<b>FEMALES</b>					
<b>Total</b>	100	±1	3.4	±0	
<b>Army</b>	100	±1	3.2	±0	
<b>Navy</b>	100	±1	3.4	±0	
<b>Marine Corps</b>	100	±0	3.3	±0	
<b>Air Force</b>	100	±1	3.5	±0	
<b>Enlisted</b>	100	±1	3.3	±0	
<b>E1 – E4</b>	100	±1	3.2	±0	
<b>E5 – E9</b>	100	±1	3.3	±0	
<b>Officers</b>	100	±1	3.8	±0	
<b>O1 – O3</b>	100	±1	3.7	±0	
<b>O4 – O6</b>	99	±1	3.9	±0	

Note. Percent responding are Service members who answered the question. The scale ranges from 1 to 5. Higher scores indicate greater perceived unit cohesion. Cronbach's coefficient alpha = 0.92.

29. Continued	Percent Responding		Mean	Max ME	Average Cohesion
<b>FEMALES (CONTINUED)</b>					
Experienced USC	100	±0	2.9	±0	
Not Experienced USC	100	±1	3.4	±0	
Experienced SH	100	±1	3.0	±0	
Not Experienced SH	100	±1	3.5	±0	
Deployed Past 12 Months	100	±1	3.2	±0	
Not Deployed Past 12 Months	100	±1	3.4	±0	
Army Enlisted	100	±1	3.1	±0	
E1 – E4	100	±0	3.0	±0	
Army Officers	99	±1	3.7	±0	
Navy Enlisted	100	±1	3.3	±0	
E1 – E4	100	±1	3.3	±0	
Navy Officers	100	±1	3.8	±0	
Marine Corps Enlisted	100	±0	3.2	±0	
E1 – E4	100	±0	3.1	±0	
Marine Corps Officers	100	±1	3.8	±0	
Air Force Enlisted	100	±1	3.4	±0	
E1 – E4	100	±1	3.4	±0	
Air Force Officers	100	±1	3.8	±0	
<b>MALES</b>					
Total	100	±1	3.6	±0	
Army	100	±0	3.5	±0	
Navy	100	±1	3.6	±0	
Marine Corps	100	±0	3.7	±0	
Air Force	100	±1	3.7	±0	
Enlisted	100	±1	3.6	±0	
E1 – E4	100	±1	3.5	±0	
E5 – E9	100	±1	3.6	±0	
Officers	100	±1	4.0	±0	
O1 – O3	100	±1	4.0	±0	
O4 – O6	100	±1	4.1	±0	
Experienced USC	100	±1	3.1	±0	
Not Experienced USC	100	±1	3.7	±0	
Experienced SH	100	±1	3.2	±0	
Not Experienced SH	100	±1	3.7	±0	
Deployed Past 12 Months	100	±1	3.6	±0	
Not Deployed Past 12 Months	100	±1	3.7	±0	
Army Enlisted	100	±0	3.5	±0	
E1 – E4	100	±0	3.3	±0	
Army Officers	100	±1	3.9	±0	
Navy Enlisted	100	±1	3.6	±0	
E1 – E4	99	±2	3.5	±0	
Navy Officers	100	±1	4.0	±0	
Marine Corps Enlisted	100	±0	3.7	±0	
E1 – E4	100	±0	3.6	±0	
Marine Corps Officers	100	±1	4.1	±0	
Air Force Enlisted	100	±1	3.6	±0	
E1 – E4	100	±0	3.6	±0	
Air Force Officers	100	±1	4.1	±0	

**30. In the past month, how often have you...****a. Been upset because of something that happened unexpectedly?**1. Never  
4. Fairly often2. Almost never  
5. Very often

3. Sometimes

	Percent Responding		Percentages					Max ME	Degree of Occurrence		
			1	2	3	4	5				
<b>TOTAL</b>	100	±1	9	24	45	15	7	±2	2.9	±0.1	
<b>Army</b>	100	±1	8	20	46	17	9	±3	3.0	±0.1	
<b>Navy</b>	100	±1	8	23	47	15	7	±3	2.9	±0.1	
<b>Marine Corps</b>	100	±1	9	23	43	17	8	±3	2.9	±0.1	
<b>Air Force</b>	100	±1	13	30	42	11	4	±2	2.6	±0.1	
<b>PAYGRADE</b>											
<b>Enlisted</b>	100	±1	9	21	46	16	8	±2	2.9	±0.1	
<b>E1 – E4</b>	100	±1	8	19	45	17	11	±3	3.0	±0.1	
E1 – E3	100	±1	8	18	46	18	11	±4	3.1	±0.1	
E4	100	±1	8	19	45	17	11	±3	3.0	±0.1	
<b>E5 – E9</b>	100	±1	10	23	46	15	6	±2	2.8	±0.1	
E5 – E6	100	±1	9	22	46	16	7	±2	2.9	±0.1	
E7 – E9	100	±1	11	28	45	11	4	±2	2.7	±0.1	
<b>Officers</b>	100	±1	11	35	41	10	3	±2	2.6	±0.1	
<b>W1 – W5</b>	100	±1	10	31	42	13	4	±5	2.7	±0.1	
<b>O1 – O3</b>	100	±1	10	34	41	11	3	±2	2.6	±0.1	
<b>O4 – O6</b>	100	±1	11	37	41	8	3	±2	2.5	±0.1	
<b>DEPLOYMENT</b>											
<b>Deployed Past 12 Months</b>	100	±1	9	22	45	16	8	±2	2.9	±0.1	
<b>Not Deployed Past 12 Months</b>	100	±1	9	24	45	14	7	±2	2.9	±0.1	
<b>RACE/ETHNICITY</b>											
<b>Non-Hispanic White</b>	100	±1	10	26	43	16	6	±2	2.8	±0.1	
<b>Total Minority</b>	100	±1	8	20	48	14	10	±2	3.0	±0.1	
Non-Hispanic Black	99	±1	8	21	47	14	10	±3	3.0	±0.1	
Hispanic	100	±1	9	19	49	14	9	±4	2.9	±0.1	
<b>EXPERIENCED BEHAVIORS</b>											
<b>Experienced USC</b>	100	±1	8	14	35	24	18	±8	3.3	±0.2	
<b>Not Experienced USC</b>	100	±1	9	24	45	14	7	±2	2.9	±0.1	
<b>Experienced SH</b>	100	±1	4	15	44	21	16	±4	3.3	±0.1	
<b>Not Experienced SH</b>	100	±1	10	25	45	14	6	±2	2.8	±0.1	
<b>FEMALES</b>											
<b>Total</b>	100	±1	6	21	48	15	9	±2	3.0	±0.1	
<b>Army</b>	100	±1	6	18	46	18	13	±3	3.1	±0.1	
<b>Navy</b>	100	±1	5	21	50	17	8	±3	3.0	±0.1	
<b>Marine Corps</b>	100	±0	4	20	47	22	7	±8	3.1	±0.2	
<b>Air Force</b>	100	±1	9	26	49	11	5	±3	2.8	±0.1	
<b>Enlisted</b>	100	±1	6	19	48	16	10	±2	3.0	±0.1	
E1 – E4	100	±1	5	16	49	17	12	±3	3.2	±0.1	
E5 – E9	100	±1	7	22	48	15	7	±3	2.9	±0.1	
<b>Officers</b>	100	±1	8	30	46	12	4	±3	2.8	±0.1	
O1 – O3	100	±1	7	27	48	13	5	±4	2.8	±0.1	
O4 – O6	100	±1	10	36	42	9	3	±3	2.6	±0.1	

Note. Percent responding are Service members who answered the question.

30a. Continued	Percent Responding		Percentages					Max ME	Degree of Occurrence		
			1	2	3	4	5				
<b>FEMALES (CONTINUED)</b>											
Experienced USC	100	±0	2	12	48	20	18	±7	3.4	±0.2	
Not Experienced USC	100	±1	7	22	48	15	7	±2	2.9	±0.1	
Experienced SH	100	±1	3	16	47	20	14	±3	3.3	±0.1	
Not Experienced SH	100	±1	8	24	49	13	6	±2	2.9	±0.1	
Deployed Past 12 Months	100	±1	7	19	48	16	10	±3	3.0	±0.1	
Not Deployed Past 12 Months	100	±1	6	22	48	15	8	±2	3.0	±0.1	
Army Enlisted	100	±1	6	16	46	18	14	±3	3.2	±0.1	
E1 – E4	100	±1	5	12	45	19	18	±5	3.3	±0.1	
Army Officers	99	±1	6	27	46	15	6	±4	2.9	±0.1	
Navy Enlisted	99	±1	4	19	50	18	9	±4	3.1	±0.1	
E1 – E4	100	±1	3	17	50	18	12	±6	3.2	±0.1	
Navy Officers	100	±1	6	31	47	9	7	±6	2.8	±0.2	
Marine Corps Enlisted	100	±0	4	18	48	22	7	±9	3.1	±0.2	
E1 – E4	100	±0	2	13	53	23	8	±14	3.2	±0.2	
Marine Corps Officers	100	±0	10	31	41	14	4	±10	2.7	±0.2	
Air Force Enlisted	100	±1	8	24	50	11	6	±4	2.8	±0.1	
E1 – E4	100	±1	6	20	53	13	8	±6	3.0	±0.2	
Air Force Officers	100	±0	10	32	47	10	2	±4	2.6	±0.1	
<b>MALES</b>											
Total	100	±1	10	24	44	15	7	±2	2.9	±0.1	
Army	100	±1	8	20	46	17	9	±3	3.0	±0.1	
Navy	100	±1	8	23	47	15	7	±3	2.9	±0.1	
Marine Corps	100	±1	9	23	43	16	8	±3	2.9	±0.1	
Air Force	100	±1	14	32	40	11	4	±2	2.6	±0.1	
Enlisted	100	±1	9	22	45	16	8	±2	2.9	±0.1	
E1 – E4	100	±1	8	19	45	17	11	±3	3.0	±0.1	
E5 – E9	100	±1	10	24	46	15	6	±2	2.8	±0.1	
Officers	100	±1	11	36	40	10	3	±2	2.6	±0.1	
O1 – O3	100	±1	11	36	40	10	3	±3	2.6	±0.1	
O4 – O6	100	±1	11	37	41	8	2	±2	2.5	±0.1	
Experienced USC	100	±1	12	15	27	27	18	±12	3.2	±0.4	
Not Experienced USC	100	±1	10	25	45	14	7	±2	2.8	±0.1	
Experienced SH	100	±1	4	14	41	23	18	±6	3.4	±0.2	
Not Experienced SH	100	±1	10	25	44	14	6	±2	2.8	±0.1	
Deployed Past 12 Months	100	±1	9	23	44	16	8	±3	2.9	±0.1	
Not Deployed Past 12 Months	100	±1	10	25	44	14	7	±2	2.8	±0.1	
Army Enlisted	100	±1	8	17	47	18	10	±3	3.0	±0.1	
E1 – E4	100	±0	7	14	48	18	12	±5	3.1	±0.2	
Army Officers	100	±1	10	32	42	13	4	±3	2.7	±0.1	
Navy Enlisted	100	±1	8	22	47	16	8	±3	3.0	±0.1	
E1 – E4	99	±1	8	18	45	17	12	±6	3.1	±0.2	
Navy Officers	100	±1	9	34	45	9	2	±3	2.6	±0.1	
Marine Corps Enlisted	100	±0	9	22	43	18	9	±4	3.0	±0.1	
E1 – E4	100	±0	8	23	40	19	10	±5	3.0	±0.1	
Marine Corps Officers	100	±1	12	38	40	7	3	±5	2.5	±0.1	
Air Force Enlisted	100	±1	14	29	41	12	5	±3	2.7	±0.1	
E1 – E4	100	±0	11	26	42	14	6	±5	2.8	±0.1	
Air Force Officers	100	±1	13	42	35	7	2	±3	2.4	±0.1	

**30. In the past month, how often have you...****b. Felt that you were unable to control the important things in your life?**1. Never  
4. Fairly often2. Almost never  
5. Very often

3. Sometimes

	Percent Responding		Percentages					Max ME	Degree of Occurrence		
			1	2	3	4	5				
<b>TOTAL</b>	100	±1	18	29	32	13	8	±2	2.6	±0.1	
<b>Army</b>	99	±1	16	26	33	15	10	±2	2.8	±0.1	
<b>Navy</b>	99	±1	15	29	34	14	8	±3	2.7	±0.1	
<b>Marine Corps</b>	99	±1	18	27	33	14	9	±3	2.7	±0.1	
<b>Air Force</b>	100	±1	25	34	27	8	5	±2	2.3	±0.1	
<b>PAYGRADE</b>											
<b>Enlisted</b>	100	±1	18	27	32	14	9	±2	2.7	±0.1	
<b>E1 – E4</b>	99	±1	15	22	33	16	13	±3	2.9	±0.1	
E1 – E3	99	±1	12	20	36	17	14	±4	3.0	±0.1	
E4	100	±1	17	24	32	15	13	±3	2.8	±0.1	
<b>E5 – E9</b>	100	±1	21	31	31	12	6	±2	2.5	±0.1	
E5 – E6	100	±1	20	29	32	13	6	±2	2.6	±0.1	
E7 – E9	100	±1	23	35	30	8	4	±2	2.3	±0.1	
<b>Officers</b>	100	±1	20	37	29	10	4	±2	2.4	±0.1	
<b>W1 – W5</b>	100	±1	20	34	30	11	4	±4	2.5	±0.1	
<b>O1 – O3</b>	100	±1	20	36	29	10	5	±2	2.4	±0.1	
<b>O4 – O6</b>	100	±1	21	39	28	9	3	±2	2.3	±0.1	
<b>DEPLOYMENT</b>											
<b>Deployed Past 12 Months</b>	100	±1	18	27	31	15	9	±2	2.7	±0.1	
<b>Not Deployed Past 12 Months</b>	100	±1	18	30	32	12	8	±2	2.6	±0.1	
<b>RACE/ETHNICITY</b>											
<b>Non-Hispanic White</b>	100	±1	19	30	30	13	8	±2	2.6	±0.1	
<b>Total Minority</b>	99	±1	18	27	34	12	9	±2	2.7	±0.1	
Non-Hispanic Black	99	±1	19	28	34	11	8	±3	2.6	±0.1	
Hispanic	100	±1	18	29	32	12	9	±3	2.6	±0.1	
<b>EXPERIENCED BEHAVIORS</b>											
<b>Experienced USC</b>	99	±1	13	14	31	23	19	±8	3.2	±0.2	
<b>Not Experienced USC</b>	100	±1	19	29	31	13	8	±2	2.6	±0.1	
<b>Experienced SH</b>	99	±1	9	20	36	18	17	±3	3.2	±0.1	
<b>Not Experienced SH</b>	100	±1	20	30	31	12	7	±2	2.6	±0.1	
<b>FEMALES</b>											
<b>Total</b>	100	±1	15	27	34	14	9	±2	2.8	±0.1	
<b>Army</b>	100	±1	12	26	33	17	12	±3	2.9	±0.1	
<b>Navy</b>	100	±1	14	25	38	15	8	±3	2.8	±0.1	
<b>Marine Corps</b>	100	±1	10	18	41	20	11	±9	3.0	±0.2	
<b>Air Force</b>	100	±1	20	31	32	10	6	±3	2.5	±0.1	
<b>Enlisted</b>	100	±1	15	26	35	15	10	±2	2.8	±0.1	
E1 – E4	100	±1	11	21	38	18	12	±3	3.0	±0.1	
E5 – E9	100	±1	19	30	32	12	7	±2	2.6	±0.1	
<b>Officers</b>	100	±1	15	33	32	13	7	±3	2.6	±0.1	
O1 – O3	100	±1	13	31	33	15	8	±4	2.7	±0.1	
O4 – O6	100	±1	18	37	29	10	6	±3	2.5	±0.1	

Note. Percent responding are Service members who answered the question.



30b. Continued	Percent Responding		Percentages					Max ME	Degree of Occurrence		
			1	2	3	4	5				
<b>FEMALES (CONTINUED)</b>											
Experienced USC	100	±0	8	15	36	19	21	±8	3.3	±0.2	
Not Experienced USC	100	±1	16	28	34	14	8	±2	2.7	±0.1	
Experienced SH	100	±1	8	21	35	20	15	±3	3.1	±0.1	
Not Experienced SH	100	±1	18	30	34	12	6	±2	2.6	±0.1	
Deployed Past 12 Months	100	±1	14	25	34	17	10	±3	2.8	±0.1	
Not Deployed Past 12 Months	100	±1	15	28	35	14	9	±2	2.7	±0.1	
Army Enlisted	100	±1	12	24	33	17	14	±3	3.0	±0.1	
E1 – E4	100	±1	9	19	34	21	18	±4	3.2	±0.1	
Army Officers	99	±1	13	30	32	17	8	±4	2.8	±0.1	
Navy Enlisted	99	±1	14	24	38	16	8	±4	2.8	±0.1	
E1 – E4	99	±1	12	18	42	18	10	±6	3.0	±0.2	
Navy Officers	100	±1	13	32	35	13	7	±6	2.7	±0.2	
Marine Corps Enlisted	100	±1	9	17	42	20	12	±10	3.1	±0.2	
E1 – E4	100	±1	5	14	42	26	14	±15	3.3	±0.3	
Marine Corps Officers	100	±1	17	31	33	14	5	±10	2.6	±0.2	
Air Force Enlisted	100	±1	20	30	33	10	6	±4	2.5	±0.1	
E1 – E4	100	±1	14	28	38	12	8	±6	2.7	±0.2	
Air Force Officers	100	±1	19	36	29	10	6	±4	2.5	±0.1	
<b>MALES</b>											
Total	100	±1	19	29	31	13	8	±2	2.6	±0.1	
Army	99	±1	17	26	33	15	10	±3	2.8	±0.1	
Navy	99	±1	16	29	33	13	9	±3	2.7	±0.1	
Marine Corps	99	±1	19	27	32	13	8	±3	2.7	±0.1	
Air Force	100	±1	26	35	26	8	5	±2	2.3	±0.1	
Enlisted	99	±1	19	27	32	13	9	±2	2.7	±0.1	
E1 – E4	99	±1	16	22	33	16	14	±3	2.9	±0.1	
E5 – E9	100	±1	21	31	31	12	6	±2	2.5	±0.1	
Officers	100	±1	21	38	28	9	4	±2	2.4	±0.1	
O1 – O3	100	±1	21	38	28	9	4	±3	2.4	±0.1	
O4 – O6	100	±1	22	39	27	9	3	±2	2.3	±0.1	
Experienced USC	99	±2	16	13	28	25	18	±12	3.2	±0.4	
Not Experienced USC	100	±1	19	29	31	12	8	±2	2.6	±0.1	
Experienced SH	99	±2	9	19	36	17	19	±6	3.2	±0.2	
Not Experienced SH	100	±1	20	30	31	12	7	±2	2.6	±0.1	
Deployed Past 12 Months	100	±1	19	27	30	14	9	±2	2.7	±0.1	
Not Deployed Past 12 Months	100	±1	19	30	32	12	8	±2	2.6	±0.1	
Army Enlisted	99	±1	16	23	33	16	11	±3	2.8	±0.1	
E1 – E4	99	±1	14	17	33	18	17	±5	3.1	±0.2	
Army Officers	100	±1	18	37	30	11	5	±3	2.5	±0.1	
Navy Enlisted	99	±1	15	27	34	14	10	±3	2.8	±0.1	
E1 – E4	99	±1	13	23	32	18	15	±6	3.0	±0.2	
Navy Officers	100	±1	19	40	28	10	3	±3	2.4	±0.1	
Marine Corps Enlisted	99	±1	18	26	33	14	9	±3	2.7	±0.1	
E1 – E4	99	±2	15	24	34	15	13	±5	2.9	±0.2	
Marine Corps Officers	100	±1	25	37	27	9	3	±5	2.3	±0.1	
Air Force Enlisted	100	±1	26	34	26	8	5	±3	2.3	±0.1	
E1 – E4	100	±1	22	30	31	10	7	±5	2.5	±0.1	
Air Force Officers	100	±1	26	38	26	6	4	±3	2.2	±0.1	

**30. In the past month, how often have you...****c. Felt nervous and stressed?**1. Never  
4. Fairly often2. Almost never  
5. Very often

3. Sometimes

	Percent Responding		Percentages					Max ME	Degree of Occurrence		
			1	2	3	4	5				
<b>TOTAL</b>	99	±1	10	21	40	17	12	±2	3.0	±0.1	
<b>Army</b>	99	±1	9	20	40	19	13	±2	3.1	±0.1	
<b>Navy</b>	99	±1	8	20	41	18	12	±3	3.1	±0.1	
<b>Marine Corps</b>	99	±1	10	18	40	19	14	±3	3.1	±0.1	
<b>Air Force</b>	99	±1	12	26	40	14	8	±2	2.8	±0.1	
<b>PAYGRADE</b>											
<b>Enlisted</b>	99	±1	9	19	40	18	13	±2	3.1	±0.1	
<b>E1 – E4</b>	99	±1	8	15	39	20	18	±3	3.3	±0.1	
E1 – E3	99	±1	7	14	40	20	20	±4	3.3	±0.1	
E4	99	±1	8	17	38	20	17	±3	3.2	±0.1	
<b>E5 – E9</b>	99	±1	11	23	41	16	9	±2	2.9	±0.1	
E5 – E6	99	±1	11	20	41	18	11	±2	3.0	±0.1	
E7 – E9	99	±1	12	30	42	12	5	±2	2.7	±0.1	
<b>Officers</b>	100	±1	10	29	42	14	5	±2	2.8	±0.1	
<b>W1 – W5</b>	99	±2	11	31	38	15	5	±5	2.7	±0.1	
<b>O1 – O3</b>	100	±1	9	27	42	15	7	±2	2.8	±0.1	
<b>O4 – O6</b>	100	±1	11	32	42	12	3	±2	2.7	±0.1	
<b>DEPLOYMENT</b>											
<b>Deployed Past 12 Months</b>	99	±1	10	20	40	18	13	±2	3.1	±0.1	
<b>Not Deployed Past 12 Months</b>	99	±1	9	22	41	17	11	±2	3.0	±0.1	
<b>RACE/ETHNICITY</b>											
<b>Non-Hispanic White</b>	99	±1	9	21	40	18	12	±2	3.0	±0.1	
<b>Total Minority</b>	99	±1	10	21	41	15	12	±2	3.0	±0.1	
Non-Hispanic Black	99	±1	12	23	42	13	9	±3	2.9	±0.1	
Hispanic	100	±1	11	21	39	18	12	±4	3.0	±0.1	
<b>EXPERIENCED BEHAVIORS</b>											
<b>Experienced USC</b>	99	±2	7	8	31	26	28	±8	3.6	±0.2	
<b>Not Experienced USC</b>	99	±1	10	22	41	17	11	±2	3.0	±0.1	
<b>Experienced SH</b>	99	±1	4	11	35	24	25	±4	3.6	±0.1	
<b>Not Experienced SH</b>	99	±1	10	22	41	16	10	±2	2.9	±0.1	
<b>FEMALES</b>											
<b>Total</b>	99	±1	6	16	42	20	15	±2	3.2	±0.1	
<b>Army</b>	99	±1	5	15	41	19	20	±3	3.3	±0.1	
<b>Navy</b>	99	±1	5	15	44	24	13	±3	3.2	±0.1	
<b>Marine Corps</b>	100	±1	5	10	35	25	24	±9	3.5	±0.2	
<b>Air Force</b>	100	±1	8	20	43	18	11	±3	3.0	±0.1	
<b>Enlisted</b>	99	±1	6	15	41	21	17	±2	3.3	±0.1	
E1 – E4	99	±1	4	11	39	23	23	±3	3.5	±0.1	
E5 – E9	99	±1	8	19	43	19	11	±3	3.1	±0.1	
<b>Officers</b>	100	±1	6	22	45	18	8	±3	3.0	±0.1	
O1 – O3	100	±1	4	21	45	19	10	±4	3.1	±0.1	
O4 – O6	100	±1	9	25	46	15	5	±3	2.8	±0.1	

Note. Percent responding are Service members who answered the question.

30c. Continued	Percent Responding		Percentages					Max ME	Degree of Occurrence		
			1	2	3	4	5				
<b>FEMALES (CONTINUED)</b>											
Experienced USC	100	±0	3	7	31	25	34	±8	3.8	±0.2	
Not Experienced USC	99	±1	6	17	43	20	13	±2	3.2	±0.1	
Experienced SH	99	±1	3	11	37	24	24	±3	3.6	±0.1	
Not Experienced SH	99	±1	8	19	44	18	11	±2	3.1	±0.1	
Deployed Past 12 Months	99	±1	6	16	41	20	16	±3	3.2	±0.1	
Not Deployed Past 12 Months	100	±1	6	16	42	20	15	±2	3.2	±0.1	
Army Enlisted	99	±1	5	14	40	20	22	±3	3.4	±0.1	
E1 – E4	99	±1	3	9	36	21	30	±5	3.7	±0.1	
Army Officers	100	±1	5	22	44	17	11	±4	3.1	±0.1	
Navy Enlisted	99	±1	5	14	43	24	14	±4	3.3	±0.1	
E1 – E4	99	±1	4	10	41	26	18	±6	3.4	±0.1	
Navy Officers	99	±2	4	21	47	21	7	±6	3.1	±0.1	
Marine Corps Enlisted	100	±0	5	8	35	25	26	±10	3.6	±0.2	
E1 – E4	100	±0	3	3	30	30	33	±15	3.9	±0.3	
Marine Corps Officers	99	±2	6	24	34	26	9	±12	3.1	±0.2	
Air Force Enlisted	99	±1	8	19	42	19	12	±4	3.1	±0.1	
E1 – E4	100	±1	5	16	43	20	16	±6	3.3	±0.2	
Air Force Officers	100	±0	8	23	46	16	6	±4	2.9	±0.1	
<b>MALES</b>											
Total	99	±1	10	22	40	17	11	±2	3.0	±0.1	
Army	99	±1	9	20	40	19	12	±3	3.0	±0.1	
Navy	100	±1	9	21	41	17	12	±3	3.0	±0.1	
Marine Corps	99	±1	10	18	41	18	13	±3	3.1	±0.1	
Air Force	99	±1	13	27	40	13	7	±2	2.7	±0.1	
Enlisted	99	±1	10	20	40	17	12	±2	3.0	±0.1	
E1 – E4	99	±1	8	16	39	20	17	±3	3.2	±0.1	
E5 – E9	99	±1	11	23	41	16	9	±2	2.9	±0.1	
Officers	99	±1	10	31	41	13	5	±2	2.7	±0.1	
O1 – O3	100	±1	10	29	42	14	6	±3	2.8	±0.1	
O4 – O6	100	±1	11	33	41	12	3	±2	2.6	±0.1	
Experienced USC	98	±3	9	9	31	27	24	±12	3.5	±0.3	
Not Experienced USC	99	±1	10	22	40	16	11	±2	3.0	±0.1	
Experienced SH	99	±1	5	11	34	24	26	±6	3.5	±0.2	
Not Experienced SH	99	±1	10	23	41	16	10	±2	2.9	±0.1	
Deployed Past 12 Months	99	±1	10	20	39	17	13	±3	3.0	±0.1	
Not Deployed Past 12 Months	99	±1	10	23	41	16	10	±2	2.9	±0.1	
Army Enlisted	99	±1	9	18	39	20	14	±3	3.1	±0.1	
E1 – E4	99	±1	7	14	37	24	17	±5	3.3	±0.2	
Army Officers	99	±1	10	30	42	13	5	±3	2.7	±0.1	
Navy Enlisted	99	±1	9	20	41	17	14	±3	3.1	±0.1	
E1 – E4	99	±1	9	16	37	15	22	±6	3.3	±0.2	
Navy Officers	100	±1	8	30	43	15	4	±3	2.8	±0.1	
Marine Corps Enlisted	99	±1	10	17	41	19	14	±4	3.1	±0.1	
E1 – E4	99	±2	8	13	42	21	16	±5	3.2	±0.1	
Marine Corps Officers	99	±2	13	31	40	10	6	±5	2.7	±0.1	
Air Force Enlisted	99	±1	14	26	40	13	8	±3	2.8	±0.1	
E1 – E4	99	±1	11	23	42	14	11	±5	2.9	±0.1	
Air Force Officers	100	±1	12	32	40	12	5	±3	2.7	±0.1	

**30. In the past month, how often have you...****d. Felt confident about your ability to handle your personal problems?**1. Never  
4. Fairly often2. Almost never  
5. Very often

3. Sometimes

	Percent Responding		Percentages					Max ME	Degree of Occurrence		
			1	2	3	4	5				
<b>TOTAL</b>	99	±1	4	6	20	33	37	±2	3.9	±0.1	
<b>Army</b>	99	±1	4	6	24	32	35	±2	3.9	±0.1	
<b>Navy</b>	99	±1	3	7	22	33	34	±3	3.9	±0.1	
<b>Marine Corps</b>	99	±1	4	6	19	32	38	±3	3.9	±0.1	
<b>Air Force</b>	100	±1	4	5	15	34	41	±2	4.0	±0.1	
<b>PAYGRADE</b>											
<b>Enlisted</b>	99	±1	4	7	22	32	34	±2	3.9	±0.1	
<b>E1 – E4</b>	99	±1	4	7	28	33	29	±3	3.7	±0.1	
E1 – E3	99	±1	5	7	30	30	28	±4	3.7	±0.1	
E4	99	±1	4	7	25	35	29	±3	3.8	±0.1	
<b>E5 – E9</b>	99	±1	4	6	19	32	39	±2	4.0	±0.1	
E5 – E6	99	±1	4	6	20	32	37	±2	3.9	±0.1	
E7 – E9	99	±1	4	5	14	32	45	±2	4.1	±0.1	
<b>Officers</b>	99	±1	3	4	11	35	48	±2	4.2	±0.1	
<b>W1 – W5</b>	99	±1	3	5	12	33	46	±5	4.1	±0.1	
<b>O1 – O3</b>	99	±1	3	5	11	37	44	±2	4.2	±0.1	
<b>O4 – O6</b>	99	±1	2	4	9	32	52	±2	4.3	±0.1	
<b>DEPLOYMENT</b>											
<b>Deployed Past 12 Months</b>	99	±1	4	7	20	33	35	±2	3.9	±0.1	
<b>Not Deployed Past 12 Months</b>	99	±1	4	6	20	33	37	±2	3.9	±0.1	
<b>RACE/ETHNICITY</b>											
<b>Non-Hispanic White</b>	99	±1	4	6	19	34	37	±2	3.9	±0.1	
<b>Total Minority</b>	99	±1	4	7	22	32	36	±2	3.9	±0.1	
Non-Hispanic Black	99	±1	4	8	20	28	40	±3	3.9	±0.1	
Hispanic	99	±1	4	6	22	33	35	±4	3.9	±0.1	
<b>EXPERIENCED BEHAVIORS</b>											
<b>Experienced USC</b>	98	±2	5	10	29	32	23	±8	3.6	±0.2	
<b>Not Experienced USC</b>	99	±1	4	6	20	33	37	±2	3.9	±0.1	
<b>Experienced SH</b>	99	±1	3	7	30	32	28	±4	3.7	±0.1	
<b>Not Experienced SH</b>	99	±1	4	6	19	33	38	±2	3.9	±0.1	
<b>FEMALES</b>											
<b>Total</b>	99	±1	2	6	25	33	35	±2	3.9	±0.1	
<b>Army</b>	99	±1	2	7	29	29	34	±3	3.9	±0.1	
<b>Navy</b>	99	±1	2	7	26	33	32	±3	3.9	±0.1	
<b>Marine Corps</b>	96	±5	2	7	28	36	28	±9	3.8	±0.2	
<b>Air Force</b>	99	±1	3	4	20	35	38	±3	4.0	±0.1	
<b>Enlisted</b>	99	±1	2	6	27	32	32	±2	3.9	±0.1	
<b>E1 – E4</b>	98	±1	2	7	34	32	25	±3	3.7	±0.1	
<b>E5 – E9</b>	99	±1	3	5	21	32	39	±3	4.0	±0.1	
<b>Officers</b>	99	±1	2	4	15	35	45	±3	4.2	±0.1	
<b>O1 – O3</b>	99	±1	1	4	17	37	41	±4	4.1	±0.1	
<b>O4 – O6</b>	100	±1	2	3	12	33	50	±3	4.3	±0.1	

Note. Percent responding are Service members who answered the question.

30d. Continued	Percent Responding		Percentages					Max ME	Degree of Occurrence		
			1	2	3	4	5				
<b>FEMALES (CONTINUED)</b>											
Experienced USC	98	±2	3	13	32	27	25	±8	3.6	±0.2	
Not Experienced USC	99	±1	2	5	24	34	35	±2	3.9	±0.1	
Experienced SH	99	±1	2	7	29	33	29	±3	3.8	±0.1	
Not Experienced SH	99	±1	2	5	23	33	37	±2	4.0	±0.1	
Deployed Past 12 Months	99	±1	2	6	27	30	35	±3	3.9	±0.1	
Not Deployed Past 12 Months	99	±1	2	5	24	33	35	±2	3.9	±0.1	
Army Enlisted	99	±1	2	7	31	28	31	±3	3.8	±0.1	
E1 – E4	99	±1	2	8	37	28	24	±5	3.6	±0.1	
Army Officers	99	±2	1	4	17	34	44	±4	4.2	±0.1	
Navy Enlisted	99	±1	2	7	28	32	30	±4	3.8	±0.1	
E1 – E4	99	±1	2	9	36	30	22	±6	3.6	±0.1	
Navy Officers	99	±2	2	5	14	36	42	±6	4.1	±0.2	
Marine Corps Enlisted	96	±6	2	7	29	35	27	±10	3.8	±0.2	
E1 – E4	95	±9	2	8	35	39	16	±14	3.6	±0.3	
Marine Corps Officers	100	±1	1	5	19	38	38	±10	4.1	±0.2	
Air Force Enlisted	99	±1	3	4	22	36	36	±3	4.0	±0.1	
E1 – E4	99	±2	2	5	28	35	30	±6	3.9	±0.2	
Air Force Officers	100	±1	2	2	13	35	47	±4	4.2	±0.1	
<b>MALES</b>											
Total	99	±1	4	6	20	33	37	±2	3.9	±0.1	
Army	99	±1	4	6	23	32	35	±3	3.9	±0.1	
Navy	99	±1	4	8	22	33	34	±3	3.9	±0.1	
Marine Corps	100	±1	5	6	18	32	39	±3	4.0	±0.1	
Air Force	100	±1	5	6	14	34	42	±2	4.0	±0.1	
Enlisted	99	±1	5	7	22	32	35	±2	3.9	±0.1	
E1 – E4	99	±1	5	7	26	33	29	±3	3.8	±0.1	
E5 – E9	99	±1	4	6	18	32	39	±2	3.9	±0.1	
Officers	99	±1	3	4	10	35	48	±2	4.2	±0.1	
O1 – O3	99	±1	3	5	10	37	45	±3	4.2	±0.1	
O4 – O6	99	±1	2	4	9	32	53	±2	4.3	±0.1	
Experienced USC	98	±3	7	9	27	36	21	±13	3.6	±0.3	
Not Experienced USC	99	±1	4	6	19	33	38	±2	3.9	±0.1	
Experienced SH	99	±1	4	7	30	31	27	±6	3.7	±0.2	
Not Experienced SH	99	±1	4	6	19	33	38	±2	3.9	±0.1	
Deployed Past 12 Months	99	±1	4	7	20	33	35	±2	3.9	±0.1	
Not Deployed Past 12 Months	99	±1	4	6	20	33	38	±2	3.9	±0.1	
Army Enlisted	99	±1	4	6	25	31	33	±3	3.8	±0.1	
E1 – E4	99	±2	4	6	30	33	27	±5	3.7	±0.2	
Army Officers	99	±1	3	5	11	36	45	±3	4.1	±0.1	
Navy Enlisted	99	±1	4	8	24	33	32	±3	3.8	±0.1	
E1 – E4	98	±2	5	9	28	30	27	±6	3.6	±0.2	
Navy Officers	100	±1	2	4	10	37	48	±3	4.2	±0.1	
Marine Corps Enlisted	100	±1	5	6	19	32	37	±3	3.9	±0.1	
E1 – E4	100	±1	5	8	23	33	31	±5	3.8	±0.1	
Marine Corps Officers	99	±1	2	4	8	33	53	±5	4.3	±0.1	
Air Force Enlisted	100	±1	5	6	15	34	39	±3	4.0	±0.1	
E1 – E4	100	±1	5	6	21	36	32	±5	3.9	±0.1	
Air Force Officers	100	±1	3	4	9	32	52	±3	4.3	±0.1	

**30. In the past month, how often have you...**  
**e. Felt that things were going your way?**

1. Never  
 2. Almost never  
 3. Sometimes  
 4. Fairly often  
 5. Very often

	Percent Responding		Percentages					Max ME	Degree of Occurrence		
			1	2	3	4	5				
<b>TOTAL</b>	99	±1	5	13	39	31	11	±2	3.3	±0.1	
<b>Army</b>	99	±1	6	15	41	28	11	±3	3.2	±0.1	
<b>Navy</b>	99	±1	5	14	41	32	9	±3	3.2	±0.1	
<b>Marine Corps</b>	100	±1	7	13	40	29	11	±3	3.2	±0.1	
<b>Air Force</b>	99	±1	4	10	36	37	13	±2	3.4	±0.1	
<b>PAYGRADE</b>											
<b>Enlisted</b>	99	±1	6	15	41	29	9	±2	3.2	±0.1	
<b>E1 – E4</b>	99	±1	8	20	43	22	7	±3	3.0	±0.1	
E1 – E3	99	±1	9	22	42	21	6	±4	2.9	±0.1	
E4	99	±1	7	18	44	24	7	±3	3.1	±0.1	
<b>E5 – E9</b>	99	±1	5	11	40	33	11	±2	3.4	±0.1	
E5 – E6	99	±1	5	12	42	31	9	±2	3.3	±0.1	
E7 – E9	99	±1	2	7	33	40	17	±2	3.6	±0.1	
<b>Officers</b>	99	±1	2	6	29	45	18	±2	3.7	±0.1	
<b>W1 – W5</b>	100	±1	3	7	32	42	17	±5	3.6	±0.1	
<b>O1 – O3</b>	99	±1	2	7	32	43	15	±2	3.6	±0.1	
<b>O4 – O6</b>	99	±1	1	5	25	48	21	±2	3.8	±0.1	
<b>DEPLOYMENT</b>											
<b>Deployed Past 12 Months</b>	99	±1	7	15	40	29	10	±2	3.2	±0.1	
<b>Not Deployed Past 12 Months</b>	99	±1	5	12	39	33	11	±2	3.3	±0.1	
<b>RACE/ETHNICITY</b>											
<b>Non-Hispanic White</b>	99	±1	5	13	38	33	11	±2	3.3	±0.1	
<b>Total Minority</b>	99	±1	6	13	42	29	10	±2	3.2	±0.1	
Non-Hispanic Black	99	±1	6	13	43	27	12	±3	3.3	±0.1	
Hispanic	99	±1	6	13	40	31	10	±4	3.3	±0.1	
<b>EXPERIENCED BEHAVIORS</b>											
<b>Experienced USC</b>	99	±1	12	31	39	13	6	±8	2.7	±0.2	
<b>Not Experienced USC</b>	99	±1	5	13	39	32	11	±2	3.3	±0.1	
<b>Experienced SH</b>	99	±1	8	22	42	22	6	±4	3.0	±0.1	
<b>Not Experienced SH</b>	99	±1	5	12	39	32	11	±2	3.3	±0.1	
<b>FEMALES</b>											
<b>Total</b>	99	±1	4	13	44	29	10	±2	3.3	±0.1	
<b>Army</b>	99	±1	5	15	46	24	10	±3	3.2	±0.1	
<b>Navy</b>	99	±1	3	13	45	30	9	±3	3.3	±0.1	
<b>Marine Corps</b>	100	±0	6	17	46	23	7	±8	3.1	±0.2	
<b>Air Force</b>	99	±1	3	10	41	34	13	±3	3.4	±0.1	
<b>Enlisted</b>	99	±1	5	14	46	27	9	±2	3.2	±0.1	
E1 – E4	99	±1	6	18	48	21	7	±3	3.0	±0.1	
E5 – E9	99	±1	3	10	43	32	11	±3	3.4	±0.1	
<b>Officers</b>	99	±1	1	8	36	39	16	±3	3.6	±0.1	
O1 – O3	100	±1	1	9	40	37	13	±4	3.5	±0.1	
O4 – O6	99	±1	2	5	28	42	22	±3	3.8	±0.1	

Note. Percent responding are Service members who answered the question.

30e. Continued	Percent Responding		Percentages					Max ME	Degree of Occurrence		
			1	2	3	4	5				
<b>FEMALES (CONTINUED)</b>											
Experienced USC	100	±1	12	27	39	15	7	±8	2.8	±0.2	
Not Experienced USC	99	±1	4	12	44	30	11	±2	3.3	±0.1	
Experienced SH	99	±1	6	18	47	22	7	±3	3.1	±0.1	
Not Experienced SH	99	±1	3	10	42	32	12	±2	3.4	±0.1	
Deployed Past 12 Months	99	±1	5	14	44	27	10	±3	3.2	±0.1	
Not Deployed Past 12 Months	99	±1	4	12	44	29	10	±2	3.3	±0.1	
Army Enlisted	99	±1	6	16	48	21	8	±3	3.1	±0.1	
E1 – E4	99	±1	8	20	48	17	6	±5	2.9	±0.2	
Army Officers	99	±1	1	9	38	35	17	±4	3.6	±0.1	
Navy Enlisted	99	±1	4	14	47	28	7	±4	3.2	±0.1	
E1 – E4	98	±2	5	17	50	23	5	±6	3.1	±0.1	
Navy Officers	100	±1	1	9	34	39	17	±6	3.6	±0.1	
Marine Corps Enlisted	100	±0	7	19	47	21	7	±9	3.0	±0.2	
E1 – E4	100	±0	10	20	48	18	4	±14	2.9	±0.3	
Marine Corps Officers	100	±0	1	8	40	38	13	±10	3.5	±0.2	
Air Force Enlisted	99	±1	4	11	42	32	12	±4	3.4	±0.1	
E1 – E4	99	±1	4	14	47	25	9	±6	3.2	±0.1	
Air Force Officers	100	±1	1	6	34	42	16	±4	3.7	±0.1	
<b>MALES</b>											
Total	99	±1	6	13	39	32	11	±2	3.3	±0.1	
Army	99	±1	6	15	40	28	11	±3	3.2	±0.1	
Navy	99	±1	6	14	40	32	9	±3	3.2	±0.1	
Marine Corps	100	±1	7	13	39	30	11	±3	3.3	±0.1	
Air Force	99	±1	4	11	35	37	13	±2	3.4	±0.1	
Enlisted	99	±1	6	15	41	29	9	±2	3.2	±0.1	
E1 – E4	99	±1	8	20	42	22	7	±3	3.0	±0.1	
E5 – E9	99	±1	5	11	40	34	11	±2	3.4	±0.1	
Officers	99	±1	2	6	28	46	18	±2	3.7	±0.1	
O1 – O3	99	±1	2	7	31	44	16	±3	3.7	±0.1	
O4 – O6	100	±1	1	5	25	48	21	±2	3.8	±0.1	
Experienced USC	99	±2	12	33	38	12	4	±12	2.6	±0.3	
Not Experienced USC	99	±1	5	13	38	32	11	±2	3.3	±0.1	
Experienced SH	100	±1	10	25	38	22	5	±6	2.9	±0.2	
Not Experienced SH	99	±1	5	13	39	32	11	±2	3.3	±0.1	
Deployed Past 12 Months	99	±1	7	15	39	29	10	±3	3.2	±0.1	
Not Deployed Past 12 Months	99	±1	5	12	38	33	11	±2	3.3	±0.1	
Army Enlisted	99	±1	7	17	41	25	10	±3	3.2	±0.1	
E1 – E4	99	±1	9	23	40	20	8	±6	3.0	±0.2	
Army Officers	99	±1	2	7	31	43	16	±3	3.6	±0.1	
Navy Enlisted	99	±1	7	15	42	29	7	±3	3.1	±0.1	
E1 – E4	98	±2	10	20	44	21	4	±6	2.9	±0.2	
Navy Officers	99	±1	1	5	28	49	16	±3	3.7	±0.1	
Marine Corps Enlisted	100	±1	7	14	41	28	9	±4	3.2	±0.1	
E1 – E4	100	±1	9	17	45	22	6	±5	3.0	±0.1	
Marine Corps Officers	99	±1	1	5	28	44	22	±5	3.8	±0.1	
Air Force Enlisted	99	±1	5	12	38	35	11	±3	3.4	±0.1	
E1 – E4	99	±1	4	17	41	29	9	±5	3.2	±0.1	
Air Force Officers	100	±1	2	6	25	47	21	±3	3.8	±0.1	

**30. In the past month, how often have you...****f. Found that you could not cope with all of the things you had to do?**1. Never  
4. Fairly often2. Almost never  
5. Very often

3. Sometimes

	Percent Responding		Percentages					Max ME	Degree of Occurrence		
			1	2	3	4	5				
<b>TOTAL</b>	100	±1	31	34	26	7	3	±2	2.2	±0.1	
<b>Army</b>	100	±1	28	34	28	7	3	±2	2.2	±0.1	
<b>Navy</b>	100	±1	26	35	28	7	3	±3	2.3	±0.1	
<b>Marine Corps</b>	100	±0	32	33	26	5	3	±3	2.1	±0.1	
<b>Air Force</b>	100	±1	38	35	20	6	2	±2	2.0	±0.1	
<b>PAYGRADE</b>											
<b>Enlisted</b>	100	±1	29	33	27	7	3	±2	2.2	±0.1	
<b>E1 – E4</b>	100	±1	25	32	31	8	4	±3	2.3	±0.1	
E1 – E3	100	±1	23	32	33	7	5	±4	2.4	±0.1	
E4	100	±1	26	32	29	9	4	±3	2.3	±0.1	
<b>E5 – E9</b>	100	±1	32	34	25	6	2	±2	2.1	±0.1	
E5 – E6	100	±1	31	34	27	7	3	±2	2.2	±0.1	
E7 – E9	100	±1	38	36	19	5	2	±2	2.0	±0.1	
<b>Officers</b>	100	±1	38	38	17	4	2	±2	1.9	±0.1	
<b>W1 – W5</b>	100	±1	38	37	18	4	3	±5	2.0	±0.1	
<b>O1 – O3</b>	100	±1	37	38	18	5	2	±2	2.0	±0.1	
<b>O4 – O6</b>	100	±1	39	39	16	4	2	±2	1.9	±0.1	
<b>DEPLOYMENT</b>											
<b>Deployed Past 12 Months</b>	100	±1	31	33	26	7	3	±2	2.2	±0.1	
<b>Not Deployed Past 12 Months</b>	100	±1	30	35	26	6	3	±2	2.2	±0.1	
<b>RACE/ETHNICITY</b>											
<b>Non-Hispanic White</b>	100	±1	32	35	24	6	3	±2	2.1	±0.1	
<b>Total Minority</b>	99	±1	28	33	29	7	3	±2	2.2	±0.1	
Non-Hispanic Black	99	±1	32	33	26	6	3	±3	2.2	±0.1	
Hispanic	100	±1	27	32	31	7	4	±4	2.3	±0.1	
<b>EXPERIENCED BEHAVIORS</b>											
<b>Experienced USC</b>	100	±1	16	29	32	16	6	±8	2.7	±0.2	
<b>Not Experienced USC</b>	100	±1	31	35	25	6	3	±2	2.1	±0.1	
<b>Experienced SH</b>	100	±1	15	32	33	13	6	±3	2.6	±0.1	
<b>Not Experienced SH</b>	100	±1	32	34	25	6	3	±2	2.1	±0.1	
<b>FEMALES</b>											
<b>Total</b>	100	±1	24	34	29	9	4	±2	2.4	±0.1	
<b>Army</b>	99	±1	22	31	31	10	5	±3	2.5	±0.1	
<b>Navy</b>	99	±1	20	36	32	8	3	±3	2.4	±0.1	
<b>Marine Corps</b>	100	±0	21	36	26	13	4	±9	2.4	±0.2	
<b>Air Force</b>	100	±1	28	36	26	7	3	±3	2.2	±0.1	
<b>Enlisted</b>	100	±1	22	33	31	9	4	±2	2.4	±0.1	
E1 – E4	100	±1	16	32	34	12	6	±3	2.6	±0.1	
E5 – E9	100	±1	28	35	28	7	3	±3	2.2	±0.1	
<b>Officers</b>	100	±1	28	39	24	6	3	±3	2.2	±0.1	
O1 – O3	99	±1	26	40	25	7	2	±4	2.2	±0.1	
O4 – O6	100	±0	32	38	20	6	3	±3	2.1	±0.1	

Note. Percent responding are Service members who answered the question.



30f. Continued	Percent Responding		Percentages					Max ME	Degree of Occurrence		
			1	2	3	4	5				
<b>FEMALES (CONTINUED)</b>											
Experienced USC	100	±1	13	31	29	19	8	±8	2.8	±0.2	
Not Experienced USC	100	±1	25	35	29	8	3	±2	2.3	±0.1	
Experienced SH	100	±1	16	32	33	13	6	±3	2.6	±0.1	
Not Experienced SH	100	±1	27	36	27	7	3	±2	2.2	±0.1	
Deployed Past 12 Months	100	±1	24	34	30	8	4	±3	2.3	±0.1	
Not Deployed Past 12 Months	100	±1	23	35	29	9	4	±2	2.4	±0.1	
Army Enlisted	100	±1	21	30	32	11	6	±3	2.5	±0.1	
E1 – E4	99	±1	15	27	36	14	8	±4	2.7	±0.2	
Army Officers	99	±1	26	38	26	7	3	±4	2.2	±0.1	
Navy Enlisted	99	±1	19	35	34	9	3	±4	2.4	±0.1	
E1 – E4	99	±1	15	34	36	11	4	±6	2.6	±0.1	
Navy Officers	100	±0	26	43	24	4	4	±6	2.2	±0.2	
Marine Corps Enlisted	100	±0	21	35	27	13	4	±10	2.4	±0.2	
E1 – E4	100	±0	14	36	29	17	4	±16	2.6	±0.3	
Marine Corps Officers	100	±1	23	43	25	7	2	±9	2.2	±0.2	
Air Force Enlisted	100	±1	27	36	27	7	3	±4	2.2	±0.1	
E1 – E4	100	±1	20	35	32	8	5	±6	2.4	±0.2	
Air Force Officers	100	±1	32	38	21	7	2	±4	2.1	±0.1	
<b>MALES</b>											
Total	100	±1	32	34	25	6	3	±2	2.1	±0.1	
Army	100	±1	29	34	27	7	3	±3	2.2	±0.1	
Navy	100	±1	27	35	28	7	3	±3	2.2	±0.1	
Marine Corps	100	±0	33	33	26	5	3	±3	2.1	±0.1	
Air Force	100	±1	40	34	18	5	2	±2	2.0	±0.1	
Enlisted	100	±1	30	33	27	7	3	±2	2.2	±0.1	
E1 – E4	100	±1	26	32	30	8	4	±3	2.3	±0.1	
E5 – E9	100	±1	33	34	24	6	2	±2	2.1	±0.1	
Officers	100	±1	40	38	16	4	2	±2	1.9	±0.1	
O1 – O3	100	±1	40	38	17	4	2	±3	1.9	±0.1	
O4 – O6	100	±1	40	39	15	4	2	±2	1.9	±0.1	
Experienced USC	100	±0	18	28	35	15	5	±12	2.6	±0.3	
Not Experienced USC	100	±1	32	35	24	6	3	±2	2.1	±0.1	
Experienced SH	100	±0	15	32	34	13	7	±6	2.6	±0.2	
Not Experienced SH	100	±1	33	34	24	6	3	±2	2.1	±0.1	
Deployed Past 12 Months	100	±1	32	33	25	7	3	±2	2.2	±0.1	
Not Deployed Past 12 Months	100	±1	32	35	25	6	3	±2	2.1	±0.1	
Army Enlisted	100	±1	28	33	29	7	3	±3	2.2	±0.1	
E1 – E4	100	±1	24	33	30	9	4	±5	2.3	±0.2	
Army Officers	100	±1	37	39	18	4	2	±3	2.0	±0.1	
Navy Enlisted	100	±1	25	34	30	8	3	±3	2.3	±0.1	
E1 – E4	99	±1	22	28	35	9	5	±6	2.5	±0.2	
Navy Officers	100	±1	39	39	17	4	1	±3	1.9	±0.1	
Marine Corps Enlisted	100	±0	31	33	28	5	3	±3	2.1	±0.1	
E1 – E4	100	±0	28	32	32	5	3	±5	2.2	±0.1	
Marine Corps Officers	100	±1	44	35	14	4	3	±5	1.9	±0.1	
Air Force Enlisted	100	±1	39	33	19	6	3	±3	2.0	±0.1	
E1 – E4	100	±1	34	34	21	7	3	±5	2.1	±0.1	
Air Force Officers	100	±1	42	39	15	4	1	±3	1.8	±0.1	

**30. In the past month, how often have you...****g. Been able to control irritations in your life?**1. Never  
4. Fairly often2. Almost never  
5. Very often

3. Sometimes

	Percent Responding		Percentages					Max ME	Degree of Occurrence		
			1	2	3	4	5				
<b>TOTAL</b>	99	±1	6	10	29	36	20	±2	3.5	±0.1	
<b>Army</b>	99	±1	7	10	31	35	17	±2	3.5	±0.1	
<b>Navy</b>	99	±1	5	10	30	37	18	±3	3.5	±0.1	
<b>Marine Corps</b>	100	±1	6	10	28	34	21	±3	3.5	±0.1	
<b>Air Force</b>	100	±1	5	8	24	38	24	±2	3.7	±0.1	
<b>PAYGRADE</b>											
<b>Enlisted</b>	99	±1	6	10	30	35	18	±2	3.5	±0.1	
<b>E1 – E4</b>	100	±1	7	12	34	33	14	±3	3.4	±0.1	
E1 – E3	100	±1	6	12	37	32	13	±4	3.3	±0.1	
E4	99	±1	7	12	32	34	15	±3	3.4	±0.1	
<b>E5 – E9</b>	99	±1	6	9	28	37	21	±2	3.6	±0.1	
E5 – E6	99	±1	6	9	30	37	19	±2	3.5	±0.1	
E7 – E9	99	±1	6	7	22	38	27	±2	3.7	±0.1	
<b>Officers</b>	100	±1	4	6	19	42	28	±2	3.8	±0.1	
<b>W1 – W5</b>	99	±2	5	8	20	41	26	±5	3.8	±0.1	
<b>O1 – O3</b>	100	±1	4	7	20	43	26	±2	3.8	±0.1	
<b>O4 – O6</b>	100	±1	4	6	17	42	32	±2	3.9	±0.1	
<b>DEPLOYMENT</b>											
<b>Deployed Past 12 Months</b>	99	±1	7	10	30	35	18	±2	3.5	±0.1	
<b>Not Deployed Past 12 Months</b>	99	±1	5	9	28	37	21	±2	3.6	±0.1	
<b>RACE/ETHNICITY</b>											
<b>Non-Hispanic White</b>	100	±1	6	10	26	38	20	±2	3.6	±0.1	
<b>Total Minority</b>	99	±1	6	10	32	33	19	±2	3.5	±0.1	
Non-Hispanic Black	99	±1	6	9	33	30	21	±3	3.5	±0.1	
Hispanic	99	±1	7	11	29	35	18	±4	3.5	±0.1	
<b>EXPERIENCED BEHAVIORS</b>											
<b>Experienced USC</b>	99	±1	12	11	34	29	13	±8	3.2	±0.2	
<b>Not Experienced USC</b>	99	±1	6	9	28	37	20	±2	3.6	±0.1	
<b>Experienced SH</b>	99	±1	6	14	36	33	12	±3	3.3	±0.1	
<b>Not Experienced SH</b>	99	±1	6	9	28	37	21	±2	3.6	±0.1	
<b>FEMALES</b>											
<b>Total</b>	99	±1	4	10	34	35	17	±2	3.5	±0.1	
<b>Army</b>	99	±1	5	11	37	32	16	±3	3.4	±0.1	
<b>Navy</b>	99	±1	3	10	35	35	17	±3	3.5	±0.1	
<b>Marine Corps</b>	100	±1	5	14	31	36	14	±9	3.4	±0.2	
<b>Air Force</b>	100	±1	3	8	31	39	19	±3	3.6	±0.1	
<b>Enlisted</b>	99	±1	4	10	36	34	15	±2	3.5	±0.1	
E1 – E4	100	±1	4	12	42	30	13	±3	3.4	±0.1	
E5 – E9	99	±1	4	9	31	38	17	±3	3.6	±0.1	
<b>Officers</b>	99	±1	2	7	25	41	25	±3	3.8	±0.1	
O1 – O3	99	±1	2	8	27	40	22	±4	3.7	±0.1	
O4 – O6	99	±1	3	6	20	42	28	±3	3.9	±0.1	

Note. Percent responding are Service members who answered the question.

















































30g. Continued	Percent Responding		Percentages					Max ME	Degree of Occurrence		
			1	2	3	4	5				
<b>FEMALES (CONTINUED)</b>											
Experienced USC	100	±1	8	14	36	29	13	±9	3.2	±0.2	
Not Experienced USC	99	±1	4	10	33	36	17	±2	3.5	±0.1	
Experienced SH	99	±1	4	12	39	33	13	±3	3.4	±0.1	
Not Experienced SH	99	±1	4	9	32	37	19	±2	3.6	±0.1	
Deployed Past 12 Months	99	±1	5	8	36	34	16	±3	3.5	±0.1	
Not Deployed Past 12 Months	99	±1	3	10	33	36	17	±2	3.5	±0.1	
Army Enlisted	99	±1	5	11	39	30	15	±3	3.4	±0.1	
E1 – E4	100	±1	6	12	44	26	12	±5	3.3	±0.2	
Army Officers	99	±1	3	9	29	39	20	±4	3.6	±0.1	
Navy Enlisted	99	±1	3	10	37	34	15	±4	3.5	±0.1	
E1 – E4	99	±1	3	11	44	30	13	±6	3.4	±0.1	
Navy Officers	99	±1	2	6	24	42	26	±6	3.8	±0.2	
Marine Corps Enlisted	100	±1	6	14	32	35	13	±10	3.4	±0.3	
E1 – E4	100	±1	6	18	31	34	11	±16	3.3	±0.4	
Marine Corps Officers	100	±1	1	8	27	45	19	±9	3.7	±0.2	
Air Force Enlisted	100	±1	4	9	33	38	17	±4	3.6	±0.1	
E1 – E4	100	±1	3	10	41	33	14	±6	3.5	±0.1	
Air Force Officers	99	±1	2	6	22	42	29	±4	3.9	±0.1	
<b>MALES</b>											
Total	99	±1	6	10	28	36	20	±2	3.5	±0.1	
Army	99	±1	7	10	30	36	17	±3	3.5	±0.1	
Navy	99	±1	5	10	29	37	19	±3	3.5	±0.1	
Marine Corps	100	±1	6	10	28	34	22	±3	3.5	±0.1	
Air Force	100	±1	6	8	23	38	25	±2	3.7	±0.1	
Enlisted	99	±1	7	10	30	35	18	±2	3.5	±0.1	
E1 – E4	100	±1	7	12	32	33	15	±3	3.4	±0.1	
E5 – E9	99	±1	6	9	27	37	21	±2	3.6	±0.1	
Officers	100	±1	4	6	18	43	29	±2	3.9	±0.1	
O1 – O3	100	±1	4	6	19	43	27	±3	3.8	±0.1	
O4 – O6	100	±1	4	6	17	42	32	±2	3.9	±0.1	
Experienced USC	99	±2	15	9	33	29	14	±12	3.2	±0.3	
Not Experienced USC	100	±1	6	9	27	37	21	±2	3.6	±0.1	
Experienced SH	100	±1	8	15	33	33	11	±6	3.2	±0.2	
Not Experienced SH	99	±1	6	9	27	37	21	±2	3.6	±0.1	
Deployed Past 12 Months	99	±1	7	11	29	35	18	±3	3.5	±0.1	
Not Deployed Past 12 Months	99	±1	6	9	27	37	21	±2	3.6	±0.1	
Army Enlisted	99	±1	7	11	32	35	16	±3	3.4	±0.1	
E1 – E4	100	±1	8	13	34	33	12	±5	3.3	±0.2	
Army Officers	100	±1	5	8	20	42	25	±3	3.7	±0.1	
Navy Enlisted	99	±1	6	11	31	36	17	±3	3.5	±0.1	
E1 – E4	99	±2	6	13	35	33	13	±6	3.3	±0.2	
Navy Officers	100	±1	3	5	17	45	30	±3	3.9	±0.1	
Marine Corps Enlisted	100	±1	7	11	30	33	20	±3	3.5	±0.1	
E1 – E4	100	±1	7	13	33	32	16	±5	3.4	±0.1	
Marine Corps Officers	99	±2	3	5	15	44	32	±5	4.0	±0.1	
Air Force Enlisted	100	±1	7	9	24	37	23	±3	3.6	±0.1	
E1 – E4	100	±1	6	11	27	36	19	±5	3.5	±0.1	
Air Force Officers	100	±1	4	5	17	41	32	±3	3.9	±0.1	

**30. In the past month, how often have you...****h. Felt that you were on top of things?**1. Never  
4. Fairly often2. Almost never  
5. Very often

3. Sometimes

	Percent Responding		Percentages					Max ME	Degree of Occurrence		
			1	2	3	4	5				
<b>TOTAL</b>	99	±1	3	7	30	42	19	±2	3.7	±0.1	
<b>Army</b>	99	±1	3	8	33	39	18	±3	3.6	±0.1	
<b>Navy</b>	99	±1	3	6	31	42	17	±3	3.6	±0.1	
<b>Marine Corps</b>	100	±1	3	6	27	43	21	±3	3.7	±0.1	
<b>Air Force</b>	99	±1	2	6	25	45	22	±2	3.8	±0.1	
<b>PAYGRADE</b>											
<b>Enlisted</b>	99	±1	3	7	32	40	18	±2	3.6	±0.1	
<b>E1 – E4</b>	99	±1	4	10	36	36	14	±3	3.5	±0.1	
E1 – E3	99	±1	4	10	39	33	14	±4	3.4	±0.1	
E4	99	±1	4	10	34	37	14	±3	3.5	±0.1	
<b>E5 – E9</b>	99	±1	2	5	28	43	21	±2	3.8	±0.1	
E5 – E6	99	±1	2	5	31	42	18	±2	3.7	±0.1	
E7 – E9	99	±1	1	5	19	47	28	±2	4.0	±0.1	
<b>Officers</b>	99	±1	1	4	19	50	27	±2	4.0	±0.1	
<b>W1 – W5</b>	100	±1	1	4	18	52	26	±4	4.0	±0.1	
<b>O1 – O3</b>	100	±1	1	5	20	50	24	±2	3.9	±0.1	
<b>O4 – O6</b>	99	±1	1	3	17	49	31	±2	4.1	±0.1	
<b>DEPLOYMENT</b>											
<b>Deployed Past 12 Months</b>	99	±1	3	7	30	40	18	±2	3.6	±0.1	
<b>Not Deployed Past 12 Months</b>	99	±1	2	6	29	42	20	±2	3.7	±0.1	
<b>RACE/ETHNICITY</b>											
<b>Non-Hispanic White</b>	99	±1	3	7	28	43	20	±2	3.7	±0.1	
<b>Total Minority</b>	99	±1	3	7	32	40	19	±2	3.7	±0.1	
Non-Hispanic Black	99	±1	2	7	29	40	21	±3	3.7	±0.1	
Hispanic	99	±1	3	7	31	40	20	±4	3.7	±0.1	
<b>EXPERIENCED BEHAVIORS</b>											
<b>Experienced USC</b>	99	±1	8	12	42	31	8	±8	3.2	±0.2	
<b>Not Experienced USC</b>	99	±1	2	7	29	42	20	±2	3.7	±0.1	
<b>Experienced SH</b>	99	±1	4	11	38	36	12	±4	3.4	±0.1	
<b>Not Experienced SH</b>	99	±1	2	6	29	42	20	±2	3.7	±0.1	
<b>FEMALES</b>											
<b>Total</b>	99	±1	2	7	34	40	16	±2	3.6	±0.1	
<b>Army</b>	99	±1	3	8	36	37	16	±3	3.5	±0.1	
<b>Navy</b>	99	±1	1	7	37	40	15	±3	3.6	±0.1	
<b>Marine Corps</b>	100	±1	3	7	33	42	14	±9	3.6	±0.2	
<b>Air Force</b>	99	±1	2	5	31	44	18	±3	3.7	±0.1	
<b>Enlisted</b>	99	±1	2	7	37	39	15	±2	3.6	±0.1	
<b>E1 – E4</b>	99	±1	3	10	42	33	12	±3	3.4	±0.1	
<b>E5 – E9</b>	99	±1	2	5	32	43	18	±3	3.7	±0.1	
<b>Officers</b>	100	±1	1	5	24	47	22	±3	3.8	±0.1	
<b>O1 – O3</b>	100	±1	1	6	26	47	20	±4	3.8	±0.1	
<b>O4 – O6</b>	100	±1	2	4	21	48	25	±3	3.9	±0.1	

Note. Percent responding are Service members who answered the question.

















































30h. Continued	Percent Responding		Percentages					Max ME	Degree of Occurrence		
			1	2	3	4	5				
<b>FEMALES (CONTINUED)</b>											
Experienced USC	99	±1	6	13	39	32	10	±9	3.3	±0.2	
Not Experienced USC	99	±1	2	6	34	41	17	±2	3.7	±0.1	
Experienced SH	99	±1	2	9	39	37	12	±3	3.5	±0.1	
Not Experienced SH	99	±1	2	6	32	42	18	±2	3.7	±0.1	
Deployed Past 12 Months	99	±1	3	6	36	39	17	±3	3.6	±0.1	
Not Deployed Past 12 Months	99	±1	2	7	34	41	16	±2	3.6	±0.1	
Army Enlisted	99	±1	3	9	39	35	14	±3	3.5	±0.1	
E1 – E4	99	±1	5	11	47	27	10	±5	3.3	±0.2	
Army Officers	99	±1	1	5	25	47	21	±4	3.8	±0.1	
Navy Enlisted	99	±1	1	7	39	39	14	±4	3.6	±0.1	
E1 – E4	99	±1	2	9	45	33	11	±6	3.4	±0.1	
Navy Officers	100	±1	1	5	25	48	22	±6	3.9	±0.1	
Marine Corps Enlisted	100	±1	4	7	34	42	13	±10	3.5	±0.2	
E1 – E4	99	±1	5	8	37	42	8	±16	3.4	±0.3	
Marine Corps Officers	100	±0	0	8	23	46	22	±12	3.8	±0.2	
Air Force Enlisted	99	±1	2	6	32	42	17	±4	3.7	±0.1	
E1 – E4	99	±1	2	8	36	38	14	±6	3.5	±0.1	
Air Force Officers	100	±1	1	5	23	48	23	±4	3.9	±0.1	
<b>MALES</b>											
Total	99	±1	3	7	29	42	20	±2	3.7	±0.1	
Army	99	±1	2	8	32	39	19	±3	3.6	±0.1	
Navy	99	±1	4	6	31	42	18	±3	3.6	±0.1	
Marine Corps	100	±1	3	6	26	43	22	±3	3.8	±0.1	
Air Force	99	±1	2	6	23	45	23	±2	3.8	±0.1	
Enlisted	99	±1	3	7	31	40	18	±2	3.6	±0.1	
E1 – E4	99	±1	4	10	35	36	15	±3	3.5	±0.1	
E5 – E9	99	±1	2	5	28	43	21	±2	3.8	±0.1	
Officers	99	±1	1	4	18	50	28	±2	4.0	±0.1	
O1 – O3	99	±1	1	5	19	50	25	±3	3.9	±0.1	
O4 – O6	99	±1	1	3	16	49	32	±2	4.1	±0.1	
Experienced USC	100	±1	10	11	43	30	6	±12	3.1	±0.3	
Not Experienced USC	99	±1	3	7	28	42	20	±2	3.7	±0.1	
Experienced SH	99	±1	5	13	36	34	12	±6	3.3	±0.2	
Not Experienced SH	99	±1	3	6	28	42	20	±2	3.7	±0.1	
Deployed Past 12 Months	99	±1	4	8	30	40	19	±3	3.6	±0.1	
Not Deployed Past 12 Months	99	±1	2	6	28	43	21	±2	3.7	±0.1	
Army Enlisted	99	±1	3	9	35	37	17	±3	3.6	±0.1	
E1 – E4	99	±1	4	12	39	32	14	±6	3.4	±0.1	
Army Officers	99	±1	1	5	20	50	25	±3	3.9	±0.1	
Navy Enlisted	99	±1	4	7	33	40	15	±3	3.6	±0.1	
E1 – E4	98	±2	7	10	37	36	11	±6	3.3	±0.2	
Navy Officers	100	±1	1	3	16	52	29	±3	4.1	±0.1	
Marine Corps Enlisted	100	±1	3	7	28	42	21	±4	3.7	±0.1	
E1 – E4	100	±1	3	9	32	39	17	±5	3.6	±0.1	
Marine Corps Officers	100	±1	1	2	15	52	30	±5	4.1	±0.1	
Air Force Enlisted	99	±1	3	7	25	45	21	±3	3.8	±0.1	
E1 – E4	99	±1	3	8	29	42	18	±5	3.6	±0.1	
Air Force Officers	99	±1	1	4	17	47	30	±3	4.0	±0.1	

**30. In the past month, how often have you...****i. Been angered because of things that were outside of your control?**1. Never  
4. Fairly often2. Almost never  
5. Very often

3. Sometimes

	Percent Responding		Percentages					Max ME	Degree of Occurrence		
			1	2	3	4	5				
<b>TOTAL</b>	100	±1	9	22	42	18	10	±2	3.0	±0.1	
<b>Army</b>	100	±1	8	20	41	21	11	±3	3.1	±0.1	
<b>Navy</b>	99	±1	8	22	43	18	9	±3	3.0	±0.1	
<b>Marine Corps</b>	100	±1	7	18	40	20	14	±3	3.1	±0.1	
<b>Air Force</b>	100	±1	12	27	41	14	7	±2	2.8	±0.1	
<b>PAYGRADE</b>											
<b>Enlisted</b>	100	±1	8	20	42	19	11	±2	3.0	±0.1	
<b>E1 – E4</b>	100	±1	7	16	40	23	14	±3	3.2	±0.1	
E1 – E3	100	±1	8	14	40	23	16	±4	3.3	±0.1	
E4	100	±1	7	18	40	23	13	±3	3.1	±0.1	
<b>E5 – E9</b>	100	±1	9	23	43	17	8	±2	2.9	±0.1	
E5 – E6	100	±1	9	21	43	19	9	±2	3.0	±0.1	
E7 – E9	99	±1	11	28	44	12	6	±2	2.7	±0.1	
<b>Officers</b>	100	±1	10	33	41	12	4	±2	2.7	±0.1	
<b>W1 – W5</b>	100	±1	9	30	43	13	5	±5	2.7	±0.1	
<b>O1 – O3</b>	100	±1	9	30	42	14	5	±2	2.8	±0.1	
<b>O4 – O6</b>	100	±1	10	36	40	11	3	±2	2.6	±0.1	
<b>DEPLOYMENT</b>											
<b>Deployed Past 12 Months</b>	100	±1	9	19	41	20	10	±2	3.0	±0.1	
<b>Not Deployed Past 12 Months</b>	100	±1	9	23	42	17	9	±2	2.9	±0.1	
<b>RACE/ETHNICITY</b>											
<b>Non-Hispanic White</b>	100	±1	8	22	41	20	9	±2	3.0	±0.1	
<b>Total Minority</b>	99	±1	9	21	43	16	10	±2	3.0	±0.1	
Non-Hispanic Black	99	±1	10	23	44	14	9	±3	2.9	±0.1	
Hispanic	100	±1	9	21	41	17	11	±4	3.0	±0.1	
<b>EXPERIENCED BEHAVIORS</b>											
<b>Experienced USC</b>	100	±1	7	11	34	27	21	±8	3.4	±0.2	
<b>Not Experienced USC</b>	100	±1	9	23	42	18	9	±2	3.0	±0.1	
<b>Experienced SH</b>	100	±1	3	15	40	23	19	±4	3.4	±0.1	
<b>Not Experienced SH</b>	100	±1	9	23	42	18	9	±2	2.9	±0.1	
<b>FEMALES</b>											
<b>Total</b>	100	±1	7	21	44	17	11	±2	3.0	±0.1	
<b>Army</b>	100	±1	6	19	43	19	13	±3	3.1	±0.1	
<b>Navy</b>	99	±1	6	21	45	19	9	±3	3.1	±0.1	
<b>Marine Corps</b>	100	±1	5	14	37	23	21	±10	3.4	±0.2	
<b>Air Force</b>	100	±1	8	25	45	13	8	±3	2.9	±0.1	
<b>Enlisted</b>	100	±1	6	19	44	18	12	±2	3.1	±0.1	
<b>E1 – E4</b>	100	±1	5	15	44	21	16	±3	3.3	±0.1	
<b>E5 – E9</b>	100	±1	7	23	45	15	9	±3	2.9	±0.1	
<b>Officers</b>	100	±1	8	30	42	14	6	±3	2.8	±0.1	
<b>O1 – O3</b>	100	±1	7	28	43	15	8	±4	2.9	±0.1	
<b>O4 – O6</b>	100	±1	10	33	41	12	4	±3	2.7	±0.1	

Note. Percent responding are Service members who answered the question.

30i. Continued	Percent Responding		Percentages					Max ME	Degree of Occurrence		
			1	2	3	4	5				
<b>FEMALES (CONTINUED)</b>											
Experienced USC	99	±1	4	12	36	25	23	±8	3.5	±0.2	
Not Experienced USC	100	±1	7	22	45	17	9	±2	3.0	±0.1	
Experienced SH	99	±1	4	15	42	22	17	±3	3.3	±0.1	
Not Experienced SH	100	±1	8	24	45	15	8	±2	2.9	±0.1	
Deployed Past 12 Months	99	±1	7	18	45	18	12	±3	3.1	±0.1	
Not Deployed Past 12 Months	100	±1	6	22	44	17	11	±2	3.0	±0.1	
Army Enlisted	100	±1	5	18	43	20	14	±3	3.2	±0.1	
E1 – E4	99	±1	3	13	41	23	19	±5	3.4	±0.1	
Army Officers	99	±1	8	25	44	15	8	±4	2.9	±0.1	
Navy Enlisted	99	±1	5	19	46	20	10	±4	3.1	±0.1	
E1 – E4	99	±1	4	16	46	23	11	±6	3.2	±0.1	
Navy Officers	100	±0	10	27	43	13	6	±6	2.8	±0.2	
Marine Corps Enlisted	100	±0	4	12	37	24	23	±11	3.5	±0.2	
E1 – E4	100	±0	2	5	39	25	30	±16	3.8	±0.3	
Marine Corps Officers	99	±1	6	34	37	17	7	±11	2.9	±0.2	
Air Force Enlisted	100	±1	9	23	46	13	9	±4	2.9	±0.1	
E1 – E4	100	±1	8	18	47	15	12	±6	3.0	±0.2	
Air Force Officers	100	±0	7	35	41	12	5	±4	2.7	±0.1	
<b>MALES</b>											
Total	100	±1	9	22	41	18	9	±2	3.0	±0.1	
Army	100	±1	8	20	41	21	10	±3	3.1	±0.1	
Navy	100	±1	8	22	43	18	9	±3	3.0	±0.1	
Marine Corps	100	±1	8	19	40	20	13	±3	3.1	±0.1	
Air Force	100	±1	12	27	40	14	7	±2	2.7	±0.1	
Enlisted	100	±1	9	20	41	20	10	±2	3.0	±0.1	
E1 – E4	100	±1	8	16	39	23	14	±3	3.2	±0.1	
E5 – E9	99	±1	9	23	43	17	8	±2	2.9	±0.1	
Officers	100	±1	10	33	41	12	4	±2	2.7	±0.1	
O1 – O3	100	±1	10	31	41	13	5	±3	2.7	±0.1	
O4 – O6	100	±1	10	37	39	11	3	±2	2.6	±0.1	
Experienced USC	100	±1	9	11	32	28	20	±12	3.4	±0.3	
Not Experienced USC	100	±1	9	23	41	18	9	±2	3.0	±0.1	
Experienced SH	100	±1	3	15	37	24	21	±6	3.5	±0.2	
Not Experienced SH	100	±1	9	23	41	18	9	±2	2.9	±0.1	
Deployed Past 12 Months	100	±1	9	19	41	21	10	±3	3.0	±0.1	
Not Deployed Past 12 Months	100	±1	9	24	41	17	9	±2	2.9	±0.1	
Army Enlisted	100	±1	8	18	41	23	11	±3	3.1	±0.1	
E1 – E4	100	±1	8	14	37	27	13	±6	3.2	±0.2	
Army Officers	100	±1	9	29	42	14	6	±3	2.8	±0.1	
Navy Enlisted	99	±1	8	20	43	19	10	±3	3.0	±0.1	
E1 – E4	99	±1	7	16	41	22	14	±6	3.2	±0.2	
Navy Officers	100	±1	9	35	42	12	3	±3	2.6	±0.1	
Marine Corps Enlisted	100	±1	7	17	40	21	14	±3	3.2	±0.1	
E1 – E4	100	±1	6	15	37	24	18	±5	3.3	±0.2	
Marine Corps Officers	100	±1	10	31	43	13	3	±5	2.7	±0.1	
Air Force Enlisted	100	±1	13	25	41	15	8	±3	2.8	±0.1	
E1 – E4	100	±1	11	21	42	16	10	±5	2.9	±0.1	
Air Force Officers	100	±1	12	38	37	10	3	±3	2.6	±0.1	

**30. In the past month, how often have you...****j. Felt difficulties were piling up so high that you could not overcome them?**1. Never  
4. Fairly often2. Almost never  
5. Very often

3. Sometimes






































	Percent Responding		Percentages					Max ME	Degree of Occurrence		
			1	2	3	4	5				
<b>TOTAL</b>	100	±1	28	35	26	7	3	±1	2.2	±0.1	
<b>Army</b>	100	±1	26	34	28	8	4	±2	2.3	±0.1	
<b>Navy</b>	99	±1	25	34	28	8	4	±3	2.3	±0.1	
<b>Marine Corps</b>	100	±1	28	35	27	6	3	±3	2.2	±0.1	
<b>Air Force</b>	100	±1	35	37	21	5	2	±2	2.0	±0.1	
<b>PAYGRADE</b>											
<b>Enlisted</b>	100	±1	27	34	27	8	4	±2	2.3	±0.1	
<b>E1 – E4</b>	100	±1	24	31	30	10	5	±3	2.4	±0.1	
E1 – E3	100	±1	24	27	34	11	5	±4	2.5	±0.1	
E4	100	±1	24	34	28	9	5	±3	2.4	±0.1	
<b>E5 – E9</b>	100	±1	29	36	25	6	3	±2	2.2	±0.1	
E5 – E6	100	±1	28	36	26	7	3	±2	2.2	±0.1	
E7 – E9	100	±1	34	39	21	4	2	±2	2.0	±0.1	
<b>Officers</b>	100	±1	36	40	19	4	1	±2	2.0	±0.1	
<b>W1 – W5</b>	100	±1	37	38	19	3	2	±4	1.9	±0.1	
<b>O1 – O3</b>	100	±1	35	39	20	4	1	±2	2.0	±0.1	
<b>O4 – O6</b>	100	±1	36	40	18	4	1	±2	1.9	±0.1	
<b>DEPLOYMENT</b>											
<b>Deployed Past 12 Months</b>	100	±1	28	33	27	8	4	±2	2.3	±0.1	
<b>Not Deployed Past 12 Months</b>	100	±1	28	36	26	7	3	±2	2.2	±0.1	
<b>RACE/ETHNICITY</b>											
<b>Non-Hispanic White</b>	100	±1	29	36	25	7	3	±2	2.2	±0.1	
<b>Total Minority</b>	99	±1	27	33	28	8	4	±2	2.3	±0.1	
Non-Hispanic Black	99	±1	30	33	26	7	4	±3	2.2	±0.1	
Hispanic	99	±1	26	33	29	8	4	±4	2.3	±0.1	
<b>EXPERIENCED BEHAVIORS</b>											
<b>Experienced USC</b>	100	±1	13	26	34	16	10	±8	2.8	±0.2	
<b>Not Experienced USC</b>	100	±1	29	35	26	7	3	±2	2.2	±0.1	
<b>Experienced SH</b>	99	±1	14	28	36	13	9	±4	2.8	±0.1	
<b>Not Experienced SH</b>	100	±1	30	36	25	6	3	±2	2.2	±0.1	
<b>FEMALES</b>											
<b>Total</b>	100	±1	24	35	28	8	5	±2	2.3	±0.1	
<b>Army</b>	100	±1	22	34	28	8	8	±3	2.5	±0.1	
<b>Navy</b>	99	±1	22	35	31	8	4	±3	2.4	±0.1	
<b>Marine Corps</b>	100	±1	16	34	32	9	8	±9	2.6	±0.2	
<b>Air Force</b>	100	±1	29	38	24	7	3	±3	2.2	±0.1	
<b>Enlisted</b>	99	±1	23	34	29	8	6	±2	2.4	±0.1	
<b>E1 – E4</b>	99	±1	16	31	34	10	9	±3	2.6	±0.1	
<b>E5 – E9</b>	100	±1	28	37	25	7	3	±3	2.2	±0.1	
<b>Officers</b>	100	±1	30	40	21	6	2	±3	2.1	±0.1	
<b>O1 – O3</b>	100	±1	28	40	22	7	2	±4	2.1	±0.1	
<b>O4 – O6</b>	100	±1	33	41	19	5	3	±3	2.0	±0.1	

Note. Percent responding are Service members who answered the question.





**30. Perceived Stress scale: Constructed from Q30a-j. Perceived Stress can be defined as Service members' stress levels, measured by their emotional experiences/reactions in the month prior to taking the survey.**

	Percent Responding		Mean	Max ME	Perceived Stress
<b>TOTAL</b>	100	±1	15.4	±0	
<b>Army</b>	100	±1	16.2	±0	
<b>Navy</b>	100	±1	15.9	±0	
<b>Marine Corps</b>	100	±0	15.6	±0	
<b>Air Force</b>	100	±0	13.6	±0	
<b>PAYGRADE</b>					
<b>Enlisted</b>	100	±1	16.0	±0	
<b>E1 – E4</b>	100	±1	17.5	±0	
E1 – E3	100	±1	18.0	±1	
E4	100	±1	17.2	±0	
<b>E5 – E9</b>	100	±1	14.8	±0	
E5 – E6	100	±1	15.3	±0	
E7 – E9	100	±1	12.9	±0	
<b>Officers</b>	100	±1	12.6	±0	
W1 – W5	100	±1	12.9	±0	
O1 – O3	100	±1	13.1	±0	
O4 – O6	100	±1	11.9	±0	
<b>DEPLOYMENT</b>					
<b>Deployed Past 12 Months</b>	100	±1	15.9	±0	
<b>Not Deployed Past 12 Months</b>	100	±1	15.1	±0	
<b>RACE/ETHNICITY</b>					
<b>Non-Hispanic White</b>	100	±0	15.2	±0	
<b>Total Minority</b>	100	±1	15.7	±0	
Non-Hispanic Black	99	±1	15.2	±0	
Hispanic	100	±1	15.9	±1	
<b>EXPERIENCED BEHAVIORS</b>					
<b>Experienced USC</b>	100	±0	20.3	±1	
<b>Not Experienced USC</b>	100	±1	15.2	±0	
<b>Experienced SH</b>	100	±1	19.3	±1	
<b>Not Experienced SH</b>	100	±1	15.0	±0	
<b>FEMALES</b>					
<b>Total</b>	100	±1	16.3	±0	
<b>Army</b>	100	±1	17.4	±0	
<b>Navy</b>	100	±1	16.5	±0	
<b>Marine Corps</b>	100	±0	18.1	±1	
<b>Air Force</b>	100	±1	14.8	±0	
<b>Enlisted</b>	100	±1	16.8	±0	
E1 – E4	100	±1	18.6	±1	
E5 – E9	100	±1	15.2	±0	
<b>Officers</b>	100	±1	14.0	±0	
O1 – O3	100	±1	14.7	±1	
O4 – O6	100	±0	12.8	±0	

Note. Percent responding are Service members who answered the question. The scale ranges from 0 to 40. Higher scores indicate greater perceived stress. Cronbach's coefficient alpha = 0.87.

30. Continued	Percent Responding		Mean	Max ME	Perceived Stress
<b>FEMALES (CONTINUED)</b>					
Experienced USC	100	±0	20.7	±1	
Not Experienced USC	100	±1	15.8	±0	
Experienced SH	100	±1	18.7	±0	
Not Experienced SH	100	±1	15.1	±0	
Deployed Past 12 Months	100	±1	16.7	±1	
Not Deployed Past 12 Months	100	±1	16.2	±0	
Army Enlisted	100	±1	18.0	±0	
E1 – E4	100	±1	20.0	±1	
Army Officers	100	±1	14.8	±1	
Navy Enlisted	100	±1	17.0	±0	
E1 – E4	100	±1	18.5	±1	
Navy Officers	100	±0	14.1	±1	
Marine Corps Enlisted	100	±0	18.6	±1	
E1 – E4	100	±0	20.5	±2	
Marine Corps Officers	100	±0	14.4	±1	
Air Force Enlisted	100	±1	15.2	±1	
E1 – E4	100	±1	16.6	±1	
Air Force Officers	100	±0	13.2	±1	
<b>MALES</b>					
Total	100	±1	15.2	±0	
Army	100	±1	16.0	±0	
Navy	100	±1	15.8	±0	
Marine Corps	100	±0	15.5	±0	
Air Force	100	±0	13.3	±0	
Enlisted	100	±1	15.8	±0	
E1 – E4	100	±1	17.3	±0	
E5 – E9	100	±1	14.7	±0	
Officers	100	±1	12.3	±0	
O1 – O3	100	±1	12.7	±0	
O4 – O6	100	±1	11.7	±0	
Experienced USC	100	±0	20.0	±1	
Not Experienced USC	100	±1	15.1	±0	
Experienced SH	100	±0	19.8	±1	
Not Experienced SH	100	±1	14.9	±0	
Deployed Past 12 Months	100	±1	15.8	±0	
Not Deployed Past 12 Months	100	±1	14.9	±0	
Army Enlisted	100	±1	16.6	±0	
E1 – E4	100	±0	18.1	±1	
Army Officers	100	±1	13.2	±0	
Navy Enlisted	100	±1	16.5	±1	
E1 – E4	99	±1	18.3	±1	
Navy Officers	100	±1	12.2	±0	
Marine Corps Enlisted	100	±0	16.0	±1	
E1 – E4	100	±0	17.2	±1	
Marine Corps Officers	100	±1	11.6	±1	
Air Force Enlisted	100	±0	13.8	±0	
E1 – E4	100	±0	15.1	±1	
Air Force Officers	100	±1	11.6	±0	

**31. How true or false is each of the following statements for you?****a. I am as healthy as anybody I know.**1. Definitely false  
4. Definitely true

2. Mostly false

3. Mostly true

	Percent Responding		Percentages				Max ME	Degree of Truth		
			1	2	3	4				
<b>TOTAL</b>	100	±1	3	10	56	31	±2	3.1	±0.1	
<b>Army</b>	100	±1	4	10	54	32	±3	3.1	±0.1	
<b>Navy</b>	100	±1	3	10	58	29	±3	3.1	±0.1	
<b>Marine Corps</b>	100	±1	4	9	52	35	±3	3.2	±0.1	
<b>Air Force</b>	100	±1	3	10	58	30	±2	3.1	±0.1	
<b>PAYGRADE</b>										
<b>Enlisted</b>	100	±1	3	11	57	30	±2	3.1	±0.1	
<b>E1 – E4</b>	100	±1	4	11	54	32	±3	3.1	±0.1	
E1 – E3	100	±1	4	10	52	35	±4	3.2	±0.1	
E4	100	±1	4	11	55	30	±3	3.1	±0.1	
<b>E5 – E9</b>	100	±1	3	10	59	28	±2	3.1	±0.1	
E5 – E6	100	±1	3	10	58	28	±2	3.1	±0.1	
E7 – E9	100	±1	4	10	60	26	±2	3.1	±0.1	
<b>Officers</b>	100	±1	2	6	54	38	±2	3.3	±0.1	
<b>W1 – W5</b>	100	±1	2	7	55	36	±5	3.2	±0.1	
<b>O1 – O3</b>	100	±1	1	5	53	41	±2	3.3	±0.1	
<b>O4 – O6</b>	100	±1	2	7	55	35	±2	3.2	±0.1	
<b>DEPLOYMENT</b>										
<b>Deployed Past 12 Months</b>	100	±1	3	10	56	31	±2	3.2	±0.1	
<b>Not Deployed Past 12 Months</b>	100	±1	3	10	56	31	±2	3.1	±0.1	
<b>RACE/ETHNICITY</b>										
<b>Non-Hispanic White</b>	100	±1	3	10	57	30	±2	3.1	±0.1	
<b>Total Minority</b>	100	±1	4	9	55	32	±2	3.2	±0.1	
Non-Hispanic Black	99	±1	3	9	55	33	±3	3.2	±0.1	
Hispanic	100	±1	4	9	51	36	±4	3.2	±0.1	
<b>EXPERIENCED BEHAVIORS</b>										
<b>Experienced USC</b>	100	±1	10	17	50	23	±8	2.9	±0.2	
<b>Not Experienced USC</b>	100	±1	3	10	56	31	±2	3.2	±0.1	
<b>Experienced SH</b>	100	±1	4	14	54	27	±4	3.0	±0.1	
<b>Not Experienced SH</b>	100	±1	3	9	56	31	±2	3.2	±0.1	
<b>FEMALES</b>										
<b>Total</b>	100	±1	4	10	58	29	±2	3.1	±0.1	
<b>Army</b>	100	±1	5	11	57	26	±3	3.1	±0.1	
<b>Navy</b>	100	±1	3	10	57	30	±3	3.1	±0.1	
<b>Marine Corps</b>	100	±0	4	17	49	30	±10	3.0	±0.2	
<b>Air Force</b>	100	±1	3	7	59	31	±3	3.2	±0.1	
<b>Enlisted</b>	100	±1	4	11	59	26	±2	3.1	±0.1	
<b>E1 – E4</b>	100	±1	5	13	58	24	±3	3.0	±0.1	
<b>E5 – E9</b>	100	±1	4	9	60	28	±3	3.1	±0.1	
<b>Officers</b>	100	±1	1	6	52	40	±3	3.3	±0.1	
<b>O1 – O3</b>	100	±1	1	5	52	42	±4	3.4	±0.1	
<b>O4 – O6</b>	100	±1	1	9	53	37	±3	3.3	±0.1	

Note. Percent responding are Service members who answered the question.



**31. How true or false is each of the following statements for you?**

**b. I seem to get sick a little easier than other people.**

1. Definitely false  
4. Definitely true

2. Mostly false

3. Mostly true

	Percent Responding		Percentages				Max ME	Degree of Truth		
			1	2	3	4				
<b>TOTAL</b>	99	±1	59	33	7	2	±2	1.5	±0.1	■
<b>Army</b>	99	±1	57	33	8	2	±3	1.5	±0.1	■
<b>Navy</b>	99	±1	56	35	7	2	±3	1.5	±0.1	■
<b>Marine Corps</b>	100	±1	65	29	6	1	±3	1.4	±0.1	■
<b>Air Force</b>	99	±1	61	32	6	1	±2	1.5	±0.1	■
<b>PAYGRADE</b>										
<b>Enlisted</b>	99	±1	58	33	7	2	±2	1.5	±0.1	■
<b>E1 – E4</b>	99	±1	58	33	8	2	±3	1.5	±0.1	■
E1 – E3	100	±1	59	32	8	1	±4	1.5	±0.1	■
E4	99	±1	57	33	8	2	±3	1.6	±0.1	■
<b>E5 – E9</b>	99	±1	58	33	7	2	±2	1.5	±0.1	■
E5 – E6	99	±1	57	33	8	2	±2	1.5	±0.1	■
E7 – E9	99	±1	61	32	6	1	±2	1.5	±0.1	■
<b>Officers</b>	99	±1	63	31	4	1	±2	1.4	±0.1	■
<b>W1 – W5</b>	99	±1	65	31	4	1	±4	1.4	±0.1	■
<b>O1 – O3</b>	99	±1	64	31	5	1	±2	1.4	±0.1	■
<b>O4 – O6</b>	99	±1	63	32	4	1	±2	1.4	±0.1	■
<b>DEPLOYMENT</b>										
<b>Deployed Past 12 Months</b>	99	±1	59	33	7	1	±2	1.5	±0.1	■
<b>Not Deployed Past 12 Months</b>	99	±1	59	32	7	2	±2	1.5	±0.1	■
<b>RACE/ETHNICITY</b>										
<b>Non-Hispanic White</b>	99	±1	60	32	6	1	±2	1.5	±0.1	■
<b>Total Minority</b>	99	±1	57	33	8	2	±2	1.5	±0.1	■
Non-Hispanic Black	99	±1	61	30	7	2	±3	1.5	±0.1	■
Hispanic	99	±1	60	30	8	2	±4	1.5	±0.1	■
<b>EXPERIENCED BEHAVIORS</b>										
<b>Experienced USC</b>	100	±1	44	36	16	4	±8	1.8	±0.2	■
<b>Not Experienced USC</b>	99	±1	60	32	7	1	±2	1.5	±0.1	■
<b>Experienced SH</b>	99	±1	47	37	13	3	±4	1.7	±0.1	■
<b>Not Experienced SH</b>	99	±1	60	32	6	1	±2	1.5	±0.1	■
<b>FEMALES</b>										
<b>Total</b>	99	±1	47	37	13	3	±2	1.7	±0.1	■
<b>Army</b>	99	±1	43	39	13	5	±3	1.8	±0.1	■
<b>Navy</b>	99	±1	43	40	14	3	±3	1.8	±0.1	■
<b>Marine Corps</b>	99	±1	46	34	15	6	±8	1.8	±0.2	■
<b>Air Force</b>	99	±1	52	35	11	2	±3	1.6	±0.1	■
<b>Enlisted</b>	99	±1	45	38	14	4	±2	1.8	±0.1	■
E1 – E4	99	±1	41	37	16	5	±3	1.9	±0.1	■
E5 – E9	99	±1	48	38	12	3	±3	1.7	±0.1	■
<b>Officers</b>	99	±1	55	36	8	2	±3	1.6	±0.1	■
O1 – O3	99	±1	52	37	9	2	±4	1.6	±0.1	■
O4 – O6	99	±1	60	32	7	1	±3	1.5	±0.1	■

Note. Percent responding are Service members who answered the question.



**31. How true or false is each of the following statements for you?**

**c. I expect my health to get worse.**

1. Definitely false  
4. Definitely true

2. Mostly false

3. Mostly true

	Percent Responding		Percentages				Max ME	Degree of Truth		
			1	2	3	4				
<b>TOTAL</b>	100	±1	57	30	11	3	±2	1.6	±0.1	
<b>Army</b>	100	±1	53	30	13	3	±3	1.7	±0.1	
<b>Navy</b>	100	±1	56	31	11	3	±3	1.6	±0.1	
<b>Marine Corps</b>	100	±1	58	28	10	3	±3	1.6	±0.1	
<b>Air Force</b>	100	±1	61	29	8	2	±2	1.5	±0.1	
<b>PAYGRADE</b>										
<b>Enlisted</b>	100	±1	57	30	11	3	±2	1.6	±0.1	
<b>E1 – E4</b>	100	±1	59	28	10	3	±3	1.6	±0.1	
E1 – E3	100	±1	61	27	9	3	±4	1.5	±0.1	
E4	100	±1	57	29	10	3	±3	1.6	±0.1	
<b>E5 – E9</b>	100	±1	55	30	12	3	±2	1.6	±0.1	
E5 – E6	100	±1	57	29	11	3	±2	1.6	±0.1	
E7 – E9	100	±1	49	34	15	2	±2	1.7	±0.1	
<b>Officers</b>	100	±1	57	32	9	2	±2	1.6	±0.1	
<b>W1 – W5</b>	100	±1	54	33	11	2	±5	1.6	±0.1	
<b>O1 – O3</b>	100	±1	62	30	6	2	±2	1.5	±0.1	
<b>O4 – O6</b>	100	±1	50	35	13	2	±2	1.7	±0.1	
<b>DEPLOYMENT</b>										
<b>Deployed Past 12 Months</b>	100	±1	56	30	11	3	±2	1.6	±0.1	
<b>Not Deployed Past 12 Months</b>	100	±1	57	30	11	2	±2	1.6	±0.1	
<b>RACE/ETHNICITY</b>										
<b>Non-Hispanic White</b>	100	±1	55	31	12	3	±2	1.6	±0.1	
<b>Total Minority</b>	100	±1	60	28	9	3	±2	1.6	±0.1	
Non-Hispanic Black	99	±1	62	27	9	3	±3	1.5	±0.1	
Hispanic	100	±1	63	26	9	3	±4	1.5	±0.1	
<b>EXPERIENCED BEHAVIORS</b>										
<b>Experienced USC</b>	100	±1	47	31	18	5	±8	1.8	±0.2	
<b>Not Experienced USC</b>	100	±1	57	30	10	3	±2	1.6	±0.1	
<b>Experienced SH</b>	100	±1	49	32	16	4	±4	1.7	±0.1	
<b>Not Experienced SH</b>	100	±1	57	30	10	3	±2	1.6	±0.1	
<b>FEMALES</b>										
<b>Total</b>	100	±1	59	30	9	3	±2	1.6	±0.1	
<b>Army</b>	100	±1	54	31	12	3	±3	1.6	±0.1	
<b>Navy</b>	99	±1	56	33	9	2	±3	1.6	±0.1	
<b>Marine Corps</b>	100	±1	59	27	9	6	±10	1.6	±0.2	
<b>Air Force</b>	100	±1	65	27	6	2	±3	1.4	±0.1	
<b>Enlisted</b>	100	±1	59	29	9	3	±2	1.6	±0.1	
E1 – E4	100	±1	58	29	9	3	±3	1.6	±0.1	
E5 – E9	100	±1	59	29	9	3	±3	1.6	±0.1	
<b>Officers</b>	100	±1	58	32	8	1	±3	1.5	±0.1	
O1 – O3	100	±1	60	32	6	1	±4	1.5	±0.1	
O4 – O6	100	±1	54	33	11	2	±3	1.6	±0.1	

Note. Percent responding are Service members who answered the question.



31c. Continued	Percent Responding		Percentages				Max ME	Degree of Truth		
			1	2	3	4				
<b>FEMALES (CONTINUED)</b>										
Experienced USC	100	±1	46	33	16	5	±7	1.8	±0.2	
Not Experienced USC	100	±1	60	30	8	2	±2	1.5	±0.1	
Experienced SH	99	±1	53	31	12	3	±3	1.7	±0.1	
Not Experienced SH	100	±1	61	29	8	2	±2	1.5	±0.1	
Deployed Past 12 Months	99	±1	56	31	10	3	±3	1.6	±0.1	
Not Deployed Past 12 Months	100	±1	60	29	9	3	±2	1.5	±0.1	
Army Enlisted	100	±1	53	31	13	4	±3	1.7	±0.1	
E1 – E4	100	±1	51	31	13	5	±5	1.7	±0.1	
Army Officers	99	±1	59	30	10	1	±4	1.5	±0.1	
Navy Enlisted	99	±1	57	32	9	2	±4	1.6	±0.1	
E1 – E4	99	±1	54	36	9	2	±6	1.6	±0.1	
Navy Officers	100	±1	53	37	9	2	±6	1.6	±0.1	
Marine Corps Enlisted	100	±1	58	27	9	6	±11	1.6	±0.2	
E1 – E4	99	±1	58	26	6	9	±17	1.7	±0.3	
Marine Corps Officers	100	±0	66	25	8	2	±7	1.5	±0.1	
Air Force Enlisted	100	±1	66	26	6	2	±3	1.4	±0.1	
E1 – E4	99	±1	70	23	6	1	±5	1.4	±0.1	
Air Force Officers	100	±1	61	32	6	1	±4	1.5	±0.1	
<b>MALES</b>										
Total	100	±1	56	30	11	3	±2	1.6	±0.1	
Army	100	±1	53	30	13	3	±3	1.7	±0.1	
Navy	100	±1	55	31	11	3	±3	1.6	±0.1	
Marine Corps	100	±1	58	28	10	3	±3	1.6	±0.1	
Air Force	100	±1	60	30	8	2	±2	1.5	±0.1	
Enlisted	100	±1	56	30	11	3	±2	1.6	±0.1	
E1 – E4	100	±1	59	28	10	3	±3	1.6	±0.1	
E5 – E9	100	±1	54	31	12	3	±2	1.6	±0.1	
Officers	100	±1	56	32	10	2	±2	1.6	±0.1	
O1 – O3	100	±1	62	29	6	2	±2	1.5	±0.1	
O4 – O6	100	±1	50	36	13	2	±2	1.7	±0.1	
Experienced USC	100	±0	47	29	19	4	±12	1.8	±0.2	
Not Experienced USC	100	±1	57	30	11	3	±2	1.6	±0.1	
Experienced SH	100	±0	45	33	19	4	±6	1.8	±0.1	
Not Experienced SH	100	±1	57	30	11	3	±2	1.6	±0.1	
Deployed Past 12 Months	100	±1	56	30	11	3	±3	1.6	±0.1	
Not Deployed Past 12 Months	100	±1	56	30	11	2	±2	1.6	±0.1	
Army Enlisted	100	±1	54	29	14	3	±3	1.7	±0.1	
E1 – E4	100	±0	56	28	12	3	±5	1.6	±0.1	
Army Officers	99	±1	52	34	11	2	±3	1.6	±0.1	
Navy Enlisted	100	±1	55	31	11	3	±3	1.6	±0.1	
E1 – E4	99	±1	58	29	9	4	±6	1.6	±0.1	
Navy Officers	100	±1	56	33	9	1	±3	1.6	±0.1	
Marine Corps Enlisted	100	±1	57	29	11	3	±4	1.6	±0.1	
E1 – E4	100	±1	56	29	10	4	±5	1.6	±0.1	
Marine Corps Officers	100	±1	64	25	8	2	±5	1.5	±0.1	
Air Force Enlisted	100	±1	60	29	8	2	±3	1.5	±0.1	
E1 – E4	100	±1	67	27	6	1	±5	1.4	±0.1	
Air Force Officers	100	±1	59	31	9	1	±3	1.5	±0.1	

## 31. How true or false is each of the following statements for you?

## d. My health is excellent.

1. Definitely false  
4. Definitely true

2. Mostly false

3. Mostly true

	Percent Responding		Percentages				Max ME	Degree of Truth		
			1	2	3	4				
<b>TOTAL</b>	100	±1	4	9	54	32	±2	3.1	±0.1	
<b>Army</b>	99	±1	6	11	53	31	±3	3.1	±0.1	
<b>Navy</b>	99	±1	4	10	55	32	±3	3.1	±0.1	
<b>Marine Corps</b>	100	±1	4	7	52	37	±3	3.2	±0.1	
<b>Air Force</b>	100	±1	3	9	56	31	±2	3.2	±0.1	
<b>PAYGRADE</b>										
<b>Enlisted</b>	100	±1	5	10	55	30	±2	3.1	±0.1	
<b>E1 – E4</b>	99	±1	5	9	53	32	±3	3.1	±0.1	
E1 – E3	99	±1	6	7	53	34	±4	3.2	±0.1	
E4	99	±1	5	11	54	30	±3	3.1	±0.1	
<b>E5 – E9</b>	100	±1	5	11	56	28	±2	3.1	±0.1	
E5 – E6	100	±1	5	11	55	29	±2	3.1	±0.1	
E7 – E9	100	±1	5	12	57	26	±2	3.0	±0.1	
<b>Officers</b>	100	±1	2	5	51	42	±2	3.3	±0.1	
<b>W1 – W5</b>	100	±1	3	9	51	37	±5	3.2	±0.1	
<b>O1 – O3</b>	100	±1	1	4	50	45	±2	3.4	±0.1	
<b>O4 – O6</b>	100	±1	2	6	52	41	±2	3.3	±0.1	
<b>DEPLOYMENT</b>										
<b>Deployed Past 12 Months</b>	100	±1	5	10	53	32	±2	3.1	±0.1	
<b>Not Deployed Past 12 Months</b>	100	±1	4	9	54	32	±2	3.1	±0.1	
<b>RACE/ETHNICITY</b>										
<b>Non-Hispanic White</b>	100	±1	4	10	54	32	±2	3.1	±0.1	
<b>Total Minority</b>	99	±1	5	9	54	33	±2	3.1	±0.1	
Non-Hispanic Black	99	±1	5	9	56	31	±3	3.1	±0.1	
Hispanic	100	±1	5	9	49	37	±4	3.2	±0.1	
<b>EXPERIENCED BEHAVIORS</b>										
<b>Experienced USC</b>	99	±2	13	15	51	21	±8	2.8	±0.2	
<b>Not Experienced USC</b>	100	±1	4	9	54	32	±2	3.2	±0.1	
<b>Experienced SH</b>	100	±1	8	13	54	25	±4	3.0	±0.1	
<b>Not Experienced SH</b>	100	±1	4	9	54	33	±2	3.2	±0.1	
<b>FEMALES</b>										
<b>Total</b>	100	±1	6	10	57	27	±2	3.0	±0.1	
<b>Army</b>	99	±1	8	11	57	24	±3	3.0	±0.1	
<b>Navy</b>	100	±1	6	10	55	29	±3	3.1	±0.1	
<b>Marine Corps</b>	100	±1	7	11	57	25	±8	3.0	±0.2	
<b>Air Force</b>	100	±1	5	7	59	29	±3	3.1	±0.1	
<b>Enlisted</b>	100	±1	7	11	58	24	±2	3.0	±0.1	
<b>E1 – E4</b>	100	±1	8	11	58	23	±3	3.0	±0.1	
<b>E5 – E9</b>	100	±1	7	10	58	25	±3	3.0	±0.1	
<b>Officers</b>	100	±1	2	5	53	39	±3	3.3	±0.1	
<b>O1 – O3</b>	99	±1	2	4	54	41	±4	3.3	±0.1	
<b>O4 – O6</b>	100	±1	3	7	52	38	±3	3.2	±0.1	

Note. Percent responding are Service members who answered the question.

31d. Continued	Percent Responding		Percentages				Max ME	Degree of Truth		
			1	2	3	4				
<b>FEMALES (CONTINUED)</b>										
Experienced USC	100	±1	17	14	54	15	±9	2.7	±0.2	
Not Experienced USC	100	±1	5	9	58	28	±2	3.1	±0.1	
Experienced SH	100	±1	9	12	57	23	±3	2.9	±0.1	
Not Experienced SH	100	±1	5	8	57	29	±2	3.1	±0.1	
Deployed Past 12 Months	100	±1	6	10	56	28	±3	3.1	±0.1	
Not Deployed Past 12 Months	100	±1	6	10	58	26	±2	3.0	±0.1	
Army Enlisted	99	±1	10	13	56	21	±3	2.9	±0.1	
E1 – E4	100	±1	11	15	57	17	±5	2.8	±0.1	
Army Officers	99	±1	3	5	57	35	±4	3.2	±0.1	
Navy Enlisted	100	±1	7	12	55	27	±4	3.0	±0.1	
E1 – E4	100	±1	10	13	54	23	±6	2.9	±0.2	
Navy Officers	99	±1	2	4	54	39	±6	3.3	±0.1	
Marine Corps Enlisted	100	±1	7	12	60	21	±9	2.9	±0.2	
E1 – E4	99	±1	8	12	63	16	±13	2.9	±0.2	
Marine Corps Officers	100	±0	1	5	35	59	±8	3.5	±0.1	
Air Force Enlisted	100	±1	5	7	62	26	±4	3.1	±0.1	
E1 – E4	100	±1	3	6	61	30	±6	3.2	±0.1	
Air Force Officers	100	±1	2	6	49	42	±4	3.3	±0.1	
<b>MALES</b>										
Total	100	±1	4	9	54	33	±2	3.2	±0.1	
Army	99	±1	5	10	52	32	±3	3.1	±0.1	
Navy	99	±1	3	10	55	32	±3	3.2	±0.1	
Marine Corps	100	±1	4	7	51	37	±3	3.2	±0.1	
Air Force	100	±1	3	9	56	32	±2	3.2	±0.1	
Enlisted	100	±1	5	10	54	31	±2	3.1	±0.1	
E1 – E4	99	±1	5	9	52	34	±3	3.1	±0.1	
E5 – E9	100	±1	4	11	56	29	±2	3.1	±0.1	
Officers	100	±1	1	5	50	43	±2	3.3	±0.1	
O1 – O3	100	±1	1	4	49	46	±3	3.4	±0.1	
O4 – O6	100	±1	2	6	52	41	±2	3.3	±0.1	
Experienced USC	99	±2	10	16	49	25	±12	2.9	±0.2	
Not Experienced USC	100	±1	4	9	54	33	±2	3.2	±0.1	
Experienced SH	100	±1	7	14	52	27	±6	3.0	±0.1	
Not Experienced SH	100	±1	4	9	54	33	±2	3.2	±0.1	
Deployed Past 12 Months	99	±1	4	10	53	33	±3	3.1	±0.1	
Not Deployed Past 12 Months	100	±1	4	9	54	33	±2	3.2	±0.1	
Army Enlisted	99	±1	6	11	52	30	±3	3.1	±0.1	
E1 – E4	99	±1	7	11	49	33	±6	3.1	±0.1	
Army Officers	100	±1	2	6	52	41	±3	3.3	±0.1	
Navy Enlisted	99	±1	3	10	56	30	±3	3.1	±0.1	
E1 – E4	99	±2	3	8	57	32	±6	3.2	±0.1	
Navy Officers	100	±1	1	5	52	42	±3	3.3	±0.1	
Marine Corps Enlisted	100	±1	5	7	53	35	±4	3.2	±0.1	
E1 – E4	100	±1	6	7	54	33	±5	3.1	±0.1	
Marine Corps Officers	100	±1	1	3	38	58	±5	3.5	±0.1	
Air Force Enlisted	100	±1	4	10	57	29	±3	3.1	±0.1	
E1 – E4	99	±1	3	8	53	36	±5	3.2	±0.1	
Air Force Officers	100	±1	2	6	51	42	±3	3.3	±0.1	

**31. General Health scale: Constructed from Q31a-d. The General Health scale is designed to provide a self-assessment of overall physical well-being.**

	Percent Responding		Mean	Max ME	General Health
<b>TOTAL</b>	100	±1	3.3	±0	
<b>Army</b>	100	±1	3.3	±0	
<b>Navy</b>	100	±1	3.3	±0	
<b>Marine Corps</b>	100	±1	3.3	±0	
<b>Air Force</b>	100	±1	3.3	±0	
<b>PAYGRADE</b>					
<b>Enlisted</b>	100	±1	3.3	±0	
<b>E1 – E4</b>	100	±1	3.3	±0	
E1 – E3	100	±1	3.3	±0	
E4	100	±1	3.3	±0	
<b>E5 – E9</b>	100	±1	3.3	±0	
E5 – E6	100	±1	3.3	±0	
E7 – E9	100	±1	3.2	±0	
<b>Officers</b>	100	±1	3.4	±0	
<b>W1 – W5</b>	100	±1	3.4	±0	
<b>O1 – O3</b>	100	±1	3.4	±0	
<b>O4 – O6</b>	100	±1	3.4	±0	
<b>DEPLOYMENT</b>					
<b>Deployed Past 12 Months</b>	100	±1	3.3	±0	
<b>Not Deployed Past 12 Months</b>	100	±1	3.3	±0	
<b>RACE/ETHNICITY</b>					
<b>Non-Hispanic White</b>	100	±1	3.3	±0	
<b>Total Minority</b>	100	±1	3.3	±0	
Non-Hispanic Black	100	±1	3.3	±0	
Hispanic	100	±1	3.3	±0	
<b>EXPERIENCED BEHAVIORS</b>					
<b>Experienced USC</b>	100	±0	3.0	±0	
<b>Not Experienced USC</b>	100	±1	3.3	±0	
<b>Experienced SH</b>	100	±1	3.1	±0	
<b>Not Experienced SH</b>	100	±1	3.3	±0	
<b>FEMALES</b>					
<b>Total</b>	100	±1	3.2	±0	
<b>Army</b>	100	±1	3.1	±0	
<b>Navy</b>	100	±1	3.2	±0	
<b>Marine Corps</b>	100	±1	3.2	±0	
<b>Air Force</b>	100	±1	3.3	±0	
<b>Enlisted</b>	100	±1	3.2	±0	
E1 – E4	100	±1	3.1	±0	
E5 – E9	100	±1	3.2	±0	
<b>Officers</b>	100	±1	3.4	±0	
O1 – O3	100	±1	3.4	±0	
O4 – O6	100	±1	3.4	±0	

Note. Percent responding are Service members who answered the question. The scale ranges from 1 to 4. Higher scores indicate more positive perceptions of health. Cronbach's coefficient alpha = 0.79.

31. Continued	Percent Responding		Mean	Max ME	General Health
<b>FEMALES (CONTINUED)</b>					
Experienced USC	100	±0	2.9	±0	
Not Experienced USC	100	±1	3.2	±0	
Experienced SH	100	±1	3.1	±0	
Not Experienced SH	100	±1	3.3	±0	
Deployed Past 12 Months	100	±1	3.2	±0	
Not Deployed Past 12 Months	100	±1	3.2	±0	
Army Enlisted	100	±1	3.1	±0	
E1 – E4	100	±1	3.0	±0	
Army Officers	100	±1	3.4	±0	
Navy Enlisted	100	±1	3.2	±0	
E1 – E4	100	±0	3.1	±0	
Navy Officers	100	±1	3.3	±0	
Marine Corps Enlisted	100	±1	3.1	±0	
E1 – E4	100	±1	3.1	±0	
Marine Corps Officers	100	±0	3.5	±0	
Air Force Enlisted	100	±1	3.3	±0	
E1 – E4	100	±1	3.3	±0	
Air Force Officers	100	±1	3.4	±0	
<b>MALES</b>					
Total	100	±1	3.3	±0	
Army	100	±1	3.3	±0	
Navy	100	±1	3.3	±0	
Marine Corps	100	±1	3.4	±0	
Air Force	100	±1	3.3	±0	
Enlisted	100	±1	3.3	±0	
E1 – E4	100	±1	3.3	±0	
E5 – E9	100	±1	3.3	±0	
Officers	100	±1	3.4	±0	
O1 – O3	100	±1	3.5	±0	
O4 – O6	100	±1	3.4	±0	
Experienced USC	100	±0	3.1	±0	
Not Experienced USC	100	±1	3.3	±0	
Experienced SH	100	±1	3.1	±0	
Not Experienced SH	100	±1	3.3	±0	
Deployed Past 12 Months	100	±1	3.3	±0	
Not Deployed Past 12 Months	100	±1	3.3	±0	
Army Enlisted	100	±1	3.3	±0	
E1 – E4	100	±0	3.3	±0	
Army Officers	100	±1	3.4	±0	
Navy Enlisted	100	±1	3.3	±0	
E1 – E4	99	±2	3.3	±0	
Navy Officers	100	±1	3.4	±0	
Marine Corps Enlisted	100	±1	3.3	±0	
E1 – E4	100	±1	3.3	±0	
Marine Corps Officers	100	±1	3.6	±0	
Air Force Enlisted	100	±1	3.3	±0	
E1 – E4	100	±1	3.4	±0	
Air Force Officers	100	±1	3.4	±0	

**32. Overall, how would you rate the current level of stress in your...****a. Work life?**1. Much less than usual  
4. More than usual2. Less than usual  
5. Much more than usual

3. About the same as usual

	Percent Responding		Percentages					Max ME	Average Level of Stress		
			1	2	3	4	5				
<b>TOTAL</b>	100	±1	7	13	43	26	12	±2	3.2	±0.1	
<b>Army</b>	100	±1	7	12	41	26	14	±3	3.3	±0.1	
<b>Navy</b>	100	±1	8	14	41	25	11	±3	3.2	±0.1	
<b>Marine Corps</b>	99	±1	7	13	43	26	12	±3	3.2	±0.1	
<b>Air Force</b>	100	±1	7	12	47	25	9	±2	3.2	±0.1	
<b>PAYGRADE</b>											
<b>Enlisted</b>	100	±1	7	12	43	25	12	±2	3.2	±0.1	
<b>E1 – E4</b>	100	±1	6	12	42	26	15	±3	3.3	±0.1	
E1 – E3	100	±1	6	13	41	25	15	±4	3.3	±0.1	
E4	100	±1	6	11	42	27	15	±3	3.3	±0.1	
<b>E5 – E9</b>	100	±1	9	13	43	25	10	±2	3.1	±0.1	
E5 – E6	100	±1	8	12	43	25	11	±2	3.2	±0.1	
E7 – E9	99	±1	12	14	44	23	6	±2	3.0	±0.1	
<b>Officers</b>	100	±1	6	13	44	28	9	±2	3.2	±0.1	
<b>W1 – W5</b>	100	±1	7	17	45	22	9	±5	3.1	±0.1	
<b>O1 – O3</b>	100	±1	6	13	44	28	9	±2	3.2	±0.1	
<b>O4 – O6</b>	100	±1	6	13	45	28	8	±2	3.2	±0.1	
<b>DEPLOYMENT</b>											
<b>Deployed Past 12 Months</b>	100	±1	7	11	43	27	13	±2	3.3	±0.1	
<b>Not Deployed Past 12 Months</b>	100	±1	7	14	43	25	11	±2	3.2	±0.1	
<b>RACE/ETHNICITY</b>											
<b>Non-Hispanic White</b>	100	±1	6	11	44	28	12	±2	3.3	±0.1	
<b>Total Minority</b>	100	±1	10	14	42	23	12	±2	3.1	±0.1	
Non-Hispanic Black	99	±1	11	15	42	20	11	±3	3.1	±0.1	
Hispanic	100	±1	10	15	39	24	12	±4	3.1	±0.1	
<b>EXPERIENCED BEHAVIORS</b>											
<b>Experienced USC</b>	100	±1	7	8	33	27	25	±8	3.5	±0.2	
<b>Not Experienced USC</b>	100	±1	7	13	43	25	11	±2	3.2	±0.1	
<b>Experienced SH</b>	100	±1	4	8	33	31	23	±4	3.6	±0.1	
<b>Not Experienced SH</b>	100	±1	8	13	44	25	10	±2	3.2	±0.1	
<b>FEMALES</b>											
<b>Total</b>	100	±1	7	11	43	26	14	±2	3.3	±0.1	
<b>Army</b>	100	±1	7	11	40	25	16	±3	3.3	±0.1	
<b>Navy</b>	100	±1	7	11	43	26	12	±3	3.3	±0.1	
<b>Marine Corps</b>	100	±1	4	10	43	25	18	±9	3.4	±0.2	
<b>Air Force</b>	100	±1	7	12	45	26	12	±3	3.2	±0.1	
<b>Enlisted</b>	100	±1	7	11	43	25	14	±2	3.3	±0.1	
E1 – E4	99	±1	6	10	42	24	18	±3	3.4	±0.1	
E5 – E9	100	±1	8	12	43	25	11	±3	3.2	±0.1	
<b>Officers</b>	100	±1	5	12	43	30	11	±3	3.3	±0.1	
O1 – O3	100	±1	4	11	41	32	12	±4	3.4	±0.1	
O4 – O6	100	±1	5	12	46	26	11	±3	3.3	±0.1	

Note. Percent responding are Service members who answered the question.

32a. Continued	Percent Responding		Percentages					Max ME	Average Level of Stress		
			1	2	3	4	5				
<b>FEMALES (CONTINUED)</b>											
Experienced USC	100	±0	5	5	32	28	30	±8	3.7	±0.2	
Not Experienced USC	100	±1	7	12	44	25	12	±2	3.2	±0.1	
Experienced SH	100	±1	4	9	37	29	21	±3	3.5	±0.1	
Not Experienced SH	100	±1	8	12	45	24	10	±2	3.2	±0.1	
Deployed Past 12 Months	100	±1	6	12	41	26	14	±3	3.3	±0.1	
Not Deployed Past 12 Months	100	±1	7	11	43	26	14	±2	3.3	±0.1	
Army Enlisted	100	±1	7	11	40	24	18	±3	3.3	±0.1	
E1 – E4	100	±1	5	9	38	26	23	±5	3.5	±0.1	
Army Officers	99	±1	5	12	43	30	10	±4	3.3	±0.1	
Navy Enlisted	100	±1	7	11	44	26	12	±4	3.2	±0.1	
E1 – E4	99	±1	6	9	43	29	13	±6	3.3	±0.1	
Navy Officers	100	±0	5	11	42	29	14	±6	3.4	±0.2	
Marine Corps Enlisted	100	±1	3	10	43	25	18	±10	3.5	±0.2	
E1 – E4	100	±0	2	10	41	23	23	±16	3.6	±0.3	
Marine Corps Officers	100	±0	5	10	45	27	12	±10	3.3	±0.2	
Air Force Enlisted	99	±1	7	11	45	24	12	±4	3.2	±0.1	
E1 – E4	99	±2	8	12	46	20	14	±6	3.2	±0.2	
Air Force Officers	100	±1	4	12	43	31	10	±4	3.3	±0.1	
<b>MALES</b>											
Total	100	±1	7	13	43	26	11	±2	3.2	±0.1	
Army	100	±1	7	12	41	27	14	±3	3.3	±0.1	
Navy	100	±1	8	15	41	25	11	±3	3.2	±0.1	
Marine Corps	99	±1	7	13	43	26	11	±3	3.2	±0.1	
Air Force	100	±1	8	12	47	25	8	±2	3.1	±0.1	
Enlisted	100	±1	8	13	43	25	12	±2	3.2	±0.1	
E1 – E4	100	±1	6	12	42	26	15	±3	3.3	±0.1	
E5 – E9	100	±1	9	13	43	25	10	±2	3.1	±0.1	
Officers	100	±1	6	14	45	27	8	±2	3.2	±0.1	
O1 – O3	100	±1	6	14	44	27	8	±3	3.2	±0.1	
O4 – O6	100	±1	6	13	45	28	8	±2	3.2	±0.1	
Experienced USC	100	±1	9	10	33	25	22	±12	3.4	±0.3	
Not Experienced USC	100	±1	7	13	43	25	11	±2	3.2	±0.1	
Experienced SH	100	±1	5	8	29	33	25	±6	3.7	±0.2	
Not Experienced SH	100	±1	7	13	44	25	10	±2	3.2	±0.1	
Deployed Past 12 Months	100	±1	7	10	43	27	13	±3	3.3	±0.1	
Not Deployed Past 12 Months	100	±1	8	14	43	25	10	±2	3.2	±0.1	
Army Enlisted	100	±1	7	11	41	26	15	±3	3.3	±0.1	
E1 – E4	100	±0	5	10	40	28	18	±6	3.4	±0.2	
Army Officers	100	±1	7	14	44	27	9	±3	3.2	±0.1	
Navy Enlisted	100	±1	8	15	41	24	12	±3	3.2	±0.1	
E1 – E4	100	±1	8	15	38	25	14	±6	3.2	±0.2	
Navy Officers	100	±1	7	16	43	28	7	±3	3.1	±0.1	
Marine Corps Enlisted	99	±1	7	13	42	26	12	±4	3.2	±0.1	
E1 – E4	99	±2	4	12	43	26	15	±5	3.4	±0.1	
Marine Corps Officers	100	±1	8	15	48	21	7	±5	3.0	±0.1	
Air Force Enlisted	100	±1	8	12	48	24	8	±3	3.1	±0.1	
E1 – E4	100	±1	6	13	48	23	9	±5	3.2	±0.1	
Air Force Officers	100	±0	5	12	45	29	8	±3	3.2	±0.1	

**32. Overall, how would you rate the current level of stress in your...**

**b. Personal life?**

1. Much less than usual  
4. More than usual

2. Less than usual  
5. Much more than usual

3. About the same as usual

	Percent Responding		Percentages					Max ME	Average Level of Stress		
			1	2	3	4	5				
<b>TOTAL</b>	100	±1	10	17	43	22	8	±2	3.0	±0.1	
<b>Army</b>	100	±1	10	16	40	24	10	±2	3.1	±0.1	
<b>Navy</b>	100	±1	11	18	43	21	7	±3	2.9	±0.1	
<b>Marine Corps</b>	99	±1	9	17	42	22	10	±3	3.1	±0.1	
<b>Air Force</b>	100	±1	11	17	46	21	6	±2	2.9	±0.1	
<b>PAYGRADE</b>											
<b>Enlisted</b>	100	±1	11	17	41	22	9	±2	3.0	±0.1	
<b>E1 – E4</b>	99	±1	11	17	40	22	11	±3	3.1	±0.1	
E1 – E3	99	±1	11	16	40	22	12	±4	3.1	±0.1	
E4	100	±1	11	17	40	22	10	±3	3.0	±0.1	
<b>E5 – E9</b>	100	±1	11	17	43	21	7	±2	3.0	±0.1	
E5 – E6	100	±1	11	17	42	22	8	±2	3.0	±0.1	
E7 – E9	100	±1	11	18	44	21	6	±2	2.9	±0.1	
<b>Officers</b>	100	±1	7	16	48	24	6	±2	3.1	±0.1	
<b>W1 – W5</b>	100	±1	7	14	48	23	8	±4	3.1	±0.1	
<b>O1 – O3</b>	100	±1	7	17	46	24	5	±2	3.0	±0.1	
<b>O4 – O6</b>	100	±1	7	14	49	24	5	±2	3.1	±0.1	
<b>DEPLOYMENT</b>											
<b>Deployed Past 12 Months</b>	100	±1	11	17	41	23	8	±2	3.0	±0.1	
<b>Not Deployed Past 12 Months</b>	100	±1	10	17	43	21	8	±2	3.0	±0.1	
<b>RACE/ETHNICITY</b>											
<b>Non-Hispanic White</b>	100	±1	8	16	44	24	8	±2	3.1	±0.1	
<b>Total Minority</b>	100	±1	14	18	40	19	8	±2	2.9	±0.1	
Non-Hispanic Black	99	±1	15	19	40	18	8	±3	2.9	±0.1	
Hispanic	100	±1	15	18	40	20	7	±4	2.9	±0.1	
<b>EXPERIENCED BEHAVIORS</b>											
<b>Experienced USC</b>	98	±3	11	14	36	22	16	±8	3.2	±0.2	
<b>Not Experienced USC</b>	100	±1	10	17	43	22	8	±2	3.0	±0.1	
<b>Experienced SH</b>	99	±1	7	16	37	25	14	±4	3.2	±0.1	
<b>Not Experienced SH</b>	100	±1	11	17	43	22	8	±2	3.0	±0.1	
<b>FEMALES</b>											
<b>Total</b>	100	±1	10	16	40	23	10	±2	3.1	±0.1	
<b>Army</b>	100	±1	12	15	37	24	12	±3	3.1	±0.1	
<b>Navy</b>	100	±1	9	18	39	23	10	±3	3.1	±0.1	
<b>Marine Corps</b>	100	±1	7	12	39	24	19	±9	3.4	±0.2	
<b>Air Force</b>	100	±1	10	15	45	22	7	±3	3.0	±0.1	
<b>Enlisted</b>	100	±1	11	16	40	23	11	±2	3.1	±0.1	
E1 – E4	99	±1	9	15	37	24	15	±3	3.2	±0.1	
E5 – E9	100	±1	13	16	41	22	8	±3	3.0	±0.1	
<b>Officers</b>	100	±1	8	16	43	25	7	±3	3.1	±0.1	
O1 – O3	100	±1	7	18	40	27	8	±4	3.1	±0.1	
O4 – O6	100	±1	9	14	49	23	6	±3	3.0	±0.1	

Note. Percent responding are Service members who answered the question.





**33. During the past 12 months, did any of the following happen to you? If it did, do you believe your gender was a factor?**  
**a. You were rated lower than you deserved on your last evaluation.**

1. Yes, and your gender was a factor      2. Yes, but your gender was NOT a factor      3. No, or does not apply

	Percent Responding		Percentages			Max ME	Experienced Behavior		
			1	2	3				
<b>TOTAL</b>	100	±1	2	17	81	±1	19.0	±1.0	■
<b>Army</b>	100	±1	2	13	85	±2	15.0	±2.0	■
<b>Navy</b>	100	±1	3	29	68	±3	32.0	±3.0	■
<b>Marine Corps</b>	100	±1	1	22	76	±3	24.0	±3.0	■
<b>Air Force</b>	100	±1	1	9	89	±2	11.0	±2.0	■
<b>PAYGRADE</b>									
<b>Enlisted</b>	100	±1	2	19	79	±1	21.0	±1.0	■
<b>E1 – E4</b>	100	±1	3	19	78	±2	22.0	±2.0	■
E1 – E3	100	±1	2	21	77	±4	23.0	±4.0	■
E4	100	±1	3	18	79	±3	21.0	±3.0	■
<b>E5 – E9</b>	100	±1	1	18	81	±2	19.0	±2.0	■
E5 – E6	100	±1	2	19	79	±2	21.0	±2.0	■
E7 – E9	100	±1	1	13	86	±2	14.0	±2.0	■
<b>Officers</b>	100	±1	2	12	86	±1	14.0	±1.0	■
<b>W1 – W5</b>	100	±1	1	11	88	±3	12.0	±3.0	■
<b>O1 – O3</b>	100	±1	2	10	88	±2	12.0	±2.0	■
<b>O4 – O6</b>	100	±1	1	15	84	±2	16.0	±2.0	■
<b>DEPLOYMENT</b>									
<b>Deployed Past 12 Months</b>	100	±1	2	20	78	±2	22.0	±2.0	■
<b>Not Deployed Past 12 Months</b>	100	±1	2	16	82	±1	18.0	±1.0	■
<b>RACE/ETHNICITY</b>									
<b>Non-Hispanic White</b>	100	±1	1	17	82	±2	18.0	±2.0	■
<b>Total Minority</b>	100	±1	3	19	79	±2	21.0	±2.0	■
Non-Hispanic Black	99	±1	3	19	79	±3	21.0	±3.0	■
Hispanic	100	±1	3	19	78	±3	22.0	±3.0	■
<b>EXPERIENCED BEHAVIORS</b>									
<b>Experienced USC</b>	100	±0	8	28	63	±8	37.0	±8.0	■
<b>Not Experienced USC</b>	100	±1	2	17	82	±1	18.0	±1.0	■
<b>Experienced SH</b>	100	±1	8	27	66	±4	34.0	±4.0	■
<b>Not Experienced SH</b>	100	±1	1	16	82	±1	18.0	±1.0	■
<b>FEMALES</b>									
<b>Total</b>	100	±1	5	15	80	±2	20.0	±2.0	■
<b>Army</b>	99	±1	7	11	82	±2	18.0	±2.0	■
<b>Navy</b>	99	±1	6	26	68	±3	32.0	±3.0	■
<b>Marine Corps</b>	100	±1	6	19	75	±7	25.0	±7.0	■
<b>Air Force</b>	100	±1	3	10	87	±2	13.0	±2.0	■
<b>Enlisted</b>	100	±1	5	16	79	±2	21.0	±2.0	■
E1 – E4	99	±1	5	16	79	±3	21.0	±3.0	■
E5 – E9	100	±1	5	15	79	±2	21.0	±2.0	■
<b>Officers</b>	99	±1	5	11	84	±2	16.0	±2.0	■
O1 – O3	99	±1	5	10	85	±3	15.0	±3.0	■
O4 – O6	100	±1	7	12	81	±3	19.0	±3.0	■

Note. Percent responding are Service members who answered the question.

33a. Continued	Percent Responding		Percentages			Max ME	Experienced Behavior		
			1	2	3				
<b>FEMALES (CONTINUED)</b>									
Experienced USC	100	±0	13	18	70	±7	30.0	±7.0	
Not Experienced USC	100	±1	4	15	81	±2	19.0	±2.0	
Experienced SH	100	±1	10	18	72	±3	28.0	±3.0	
Not Experienced SH	100	±1	3	13	84	±2	16.0	±2.0	
Deployed Past 12 Months	99	±1	7	16	77	±3	23.0	±3.0	
Not Deployed Past 12 Months	100	±1	4	15	81	±2	19.0	±2.0	
Army Enlisted	100	±1	6	11	82	±3	18.0	±3.0	
E1 – E4	99	±1	6	9	84	±4	16.0	±4.0	
Army Officers	99	±1	7	10	83	±3	17.0	±3.0	
Navy Enlisted	99	±1	6	27	67	±4	33.0	±4.0	
E1 – E4	99	±1	5	28	67	±6	33.0	±6.0	
Navy Officers	100	±1	5	20	75	±5	25.0	±5.0	
Marine Corps Enlisted	100	±1	5	20	75	±8	25.0	±8.0	
E1 – E4	100	±0	4	22	74	±12	26.0	±12.0	
Marine Corps Officers	100	±1	7	15	78	±13	22.0	±11.0	
Air Force Enlisted	100	±1	3	11	86	±3	14.0	±3.0	
E1 – E4	100	±0	3	13	84	±5	16.0	±5.0	
Air Force Officers	100	±1	4	5	91	±3	9.0	±3.0	
<b>MALES</b>									
Total	100	±1	1	18	81	±1	19.0	±1.0	
Army	100	±1	1	14	85	±2	15.0	±2.0	
Navy	100	±1	2	30	68	±3	32.0	±3.0	
Marine Corps	100	±1	1	22	76	±3	24.0	±3.0	
Air Force	100	±1	1	9	90	±2	10.0	±2.0	
Enlisted	100	±1	1	19	80	±2	20.0	±2.0	
E1 – E4	100	±1	2	20	78	±3	22.0	±3.0	
E5 – E9	100	±1	1	18	81	±2	19.0	±2.0	
Officers	100	±1	1	13	87	±1	13.0	±1.0	
O1 – O3	100	±1	1	11	88	±2	12.0	±2.0	
O4 – O6	100	±1	1	15	84	±2	16.0	±2.0	
Experienced USC	100	±0	6	35	59	±12	41.0	±12.0	
Not Experienced USC	100	±1	1	17	82	±1	18.0	±1.0	
Experienced SH	100	±0	6	34	60	±6	40.0	±6.0	
Not Experienced SH	100	±1	1	17	82	±1	18.0	±1.0	
Deployed Past 12 Months	100	±1	1	20	79	±2	21.0	±2.0	
Not Deployed Past 12 Months	100	±1	1	17	82	±2	18.0	±2.0	
Army Enlisted	100	±1	1	14	85	±3	15.0	±3.0	
E1 – E4	100	±1	2	12	86	±4	14.0	±4.0	
Army Officers	100	±1	1	14	85	±2	15.0	±2.0	
Navy Enlisted	100	±1	2	32	65	±3	35.0	±3.0	
E1 – E4	99	±2	4	33	63	±6	37.0	±6.0	
Navy Officers	100	±1	1	15	84	±2	16.0	±2.0	
Marine Corps Enlisted	100	±1	1	24	75	±3	25.0	±3.0	
E1 – E4	100	±1	2	28	70	±5	30.0	±5.0	
Marine Corps Officers	100	±1	0	13	87	±4	13.0	±4.0	
Air Force Enlisted	100	±1	1	9	90	±2	10.0	±2.0	
E1 – E4	100	±1	2	12	86	±4	14.0	±4.0	
Air Force Officers	100	±1	1	9	90	±2	10.0	±2.0	

**33. During the past 12 months, did any of the following happen to you? If it did, do you believe your gender was a factor?**  
**b. Your last evaluation contained unjustified negative comments.**

1. Yes, and your gender was a factor

2. Yes, but your gender was NOT a factor

3. No, or does not apply

	Percent Responding		Percentages			Max ME	Experienced Behavior		
			1	2	3				
<b>TOTAL</b>	100	±1	1	7	92	±1	8.0	±1.0	█
<b>Army</b>	100	±1	1	7	92	±2	8.0	±2.0	█
<b>Navy</b>	100	±1	1	8	91	±2	9.0	±2.0	█
<b>Marine Corps</b>	100	±1	1	10	90	±2	10.0	±2.0	█
<b>Air Force</b>	100	±1	1	5	95	±1	5.0	±1.0	█
<b>PAYGRADE</b>									
<b>Enlisted</b>	100	±1	1	8	91	±1	9.0	±1.0	█
<b>E1 – E4</b>	100	±1	1	10	89	±2	11.0	±2.0	█
E1 – E3	100	±1	1	11	88	±3	12.0	±3.0	█
E4	100	±1	1	10	89	±2	11.0	±2.0	█
<b>E5 – E9</b>	100	±1	1	6	93	±1	7.0	±1.0	█
E5 – E6	100	±1	1	7	92	±1	8.0	±1.0	█
E7 – E9	100	±1	1	4	95	±1	5.0	±1.0	█
<b>Officers</b>	100	±1	0	2	97	±1	3.0	±1.0	█
<b>W1 – W5</b>	100	±1	0	2	97	±2	3.0	±2.0	█
<b>O1 – O3</b>	100	±1	0	3	97	±1	3.0	±1.0	█
<b>O4 – O6</b>	100	±1	0	2	98	±1	2.0	±1.0	█
<b>DEPLOYMENT</b>									
<b>Deployed Past 12 Months</b>	100	±1	1	8	91	±2	9.0	±2.0	█
<b>Not Deployed Past 12 Months</b>	100	±1	1	7	93	±1	7.0	±1.0	█
<b>RACE/ETHNICITY</b>									
<b>Non-Hispanic White</b>	100	±1	1	6	93	±1	7.0	±1.0	█
<b>Total Minority</b>	100	±1	1	8	91	±2	9.0	±2.0	█
Non-Hispanic Black	99	±1	1	9	90	±2	10.0	±2.0	█
Hispanic	100	±1	2	6	92	±2	8.0	±2.0	█
<b>EXPERIENCED BEHAVIORS</b>									
<b>Experienced USC</b>	100	±1	5	22	73	±8	27.0	±7.0	█
<b>Not Experienced USC</b>	100	±1	1	6	93	±1	7.0	±1.0	█
<b>Experienced SH</b>	100	±1	4	15	82	±3	18.0	±3.0	█
<b>Not Experienced SH</b>	100	±1	1	6	93	±1	7.0	±1.0	█
<b>FEMALES</b>									
<b>Total</b>	100	±1	3	6	92	±1	8.0	±1.0	█
<b>Army</b>	99	±1	4	6	90	±2	10.0	±2.0	█
<b>Navy</b>	100	±1	2	6	92	±3	8.0	±3.0	█
<b>Marine Corps</b>	100	±1	4	9	88	±7	12.0	±7.0	█
<b>Air Force</b>	100	±1	1	5	94	±2	6.0	±2.0	█
<b>Enlisted</b>	100	±1	3	6	91	±2	9.0	±2.0	█
E1 – E4	99	±1	3	8	88	±3	12.0	±3.0	█
E5 – E9	100	±1	3	5	92	±2	8.0	±2.0	█
<b>Officers</b>	99	±1	1	2	96	±2	4.0	±2.0	█
O1 – O3	99	±1	1	3	96	±2	4.0	±2.0	█
O4 – O6	100	±1	2	1	97	±2	3.0	±2.0	█

Note. Percent responding are Service members who answered the question.



**33. During the past 12 months, did any of the following happen to you? If it did, do you believe your gender was a factor?**  
**c. You were held to a higher performance standard than others.**

1. Yes, and your gender was a factor      2. Yes, but your gender was NOT a factor      3. No, or does not apply

	Percent Responding		Percentages			Max ME	Experienced Behavior		
			1	2	3				
<b>TOTAL</b>	99	±1	2	31	66	±2	34.0	±2.0	
<b>Army</b>	99	±1	3	32	65	±3	35.0	±3.0	
<b>Navy</b>	99	±1	2	33	65	±3	35.0	±3.0	
<b>Marine Corps</b>	100	±1	2	37	61	±3	39.0	±3.0	
<b>Air Force</b>	99	±1	2	25	73	±2	27.0	±2.0	
<b>PAYGRADE</b>									
<b>Enlisted</b>	99	±1	3	34	63	±2	37.0	±2.0	
<b>E1 – E4</b>	99	±1	3	36	61	±3	39.0	±3.0	
E1 – E3	99	±1	3	35	61	±4	39.0	±4.0	
E4	99	±1	3	37	60	±3	40.0	±3.0	
<b>E5 – E9</b>	99	±1	2	32	66	±2	34.0	±2.0	
E5 – E6	99	±1	2	35	62	±2	38.0	±2.0	
E7 – E9	100	±1	2	23	76	±2	24.0	±2.0	
<b>Officers</b>	100	±1	2	18	80	±2	20.0	±2.0	
<b>W1 – W5</b>	99	±2	1	22	77	±5	23.0	±5.0	
<b>O1 – O3</b>	100	±1	2	20	78	±2	22.0	±2.0	
<b>O4 – O6</b>	100	±1	1	14	84	±2	16.0	±2.0	
<b>DEPLOYMENT</b>									
<b>Deployed Past 12 Months</b>	99	±1	2	37	61	±2	39.0	±2.0	
<b>Not Deployed Past 12 Months</b>	100	±1	2	28	69	±2	31.0	±2.0	
<b>RACE/ETHNICITY</b>									
<b>Non-Hispanic White</b>	100	±1	2	30	68	±2	32.0	±2.0	
<b>Total Minority</b>	99	±1	3	33	64	±2	36.0	±2.0	
Non-Hispanic Black	99	±1	3	34	64	±3	36.0	±3.0	
Hispanic	99	±1	3	34	63	±4	37.0	±4.0	
<b>EXPERIENCED BEHAVIORS</b>									
<b>Experienced USC</b>	99	±1	11	48	42	±8	58.0	±8.0	
<b>Not Experienced USC</b>	99	±1	2	30	67	±2	33.0	±2.0	
<b>Experienced SH</b>	99	±1	10	39	51	±4	49.0	±4.0	
<b>Not Experienced SH</b>	99	±1	2	30	68	±2	32.0	±2.0	
<b>FEMALES</b>									
<b>Total</b>	99	±1	5	27	67	±2	33.0	±2.0	
<b>Army</b>	99	±1	7	28	66	±3	34.0	±3.0	
<b>Navy</b>	99	±1	5	30	66	±3	34.0	±3.0	
<b>Marine Corps</b>	100	±1	6	28	66	±8	34.0	±8.0	
<b>Air Force</b>	99	±1	5	26	70	±3	30.0	±3.0	
<b>Enlisted</b>	99	±1	5	30	65	±2	35.0	±2.0	
E1 – E4	99	±1	5	30	64	±3	36.0	±3.0	
E5 – E9	100	±1	6	30	65	±2	35.0	±2.0	
<b>Officers</b>	99	±1	6	16	78	±3	22.0	±3.0	
O1 – O3	99	±1	6	19	75	±4	25.0	±4.0	
O4 – O6	99	±1	6	11	83	±3	17.0	±3.0	

Note. Percent responding are Service members who answered the question.

33c. Continued	Percent Responding		Percentages			Max ME	Experienced Behavior		
			1	2	3				
<b>FEMALES (CONTINUED)</b>									
Experienced USC	100	±1	13	35	52	±7	48.0	±7.0	
Not Experienced USC	99	±1	5	27	68	±2	32.0	±2.0	
Experienced SH	99	±1	11	31	58	±3	42.0	±3.0	
Not Experienced SH	99	±1	3	26	71	±2	29.0	±2.0	
Deployed Past 12 Months	99	±1	8	30	62	±3	38.0	±3.0	
Not Deployed Past 12 Months	99	±1	5	27	69	±2	31.0	±2.0	
Army Enlisted	99	±1	7	30	64	±3	36.0	±3.0	
E1 – E4	99	±1	7	29	64	±5	36.0	±5.0	
Army Officers	99	±1	7	20	74	±4	26.0	±4.0	
Navy Enlisted	99	±1	4	33	63	±4	37.0	±4.0	
E1 – E4	99	±2	4	36	60	±6	40.0	±6.0	
Navy Officers	99	±1	7	14	79	±5	21.0	±5.0	
Marine Corps Enlisted	100	±1	6	30	65	±9	35.0	±9.0	
E1 – E4	100	±1	4	30	65	±13	35.0	±13.0	
Marine Corps Officers	100	±1	7	16	77	±6	23.0	±6.0	
Air Force Enlisted	99	±1	5	28	67	±3	33.0	±3.0	
E1 – E4	99	±1	4	27	68	±5	32.0	±5.0	
Air Force Officers	100	±1	4	15	81	±4	19.0	±4.0	
<b>MALES</b>									
Total	99	±1	2	32	66	±2	34.0	±2.0	
Army	100	±1	2	33	64	±3	36.0	±3.0	
Navy	99	±1	2	33	65	±3	35.0	±3.0	
Marine Corps	100	±1	2	38	61	±3	39.0	±3.0	
Air Force	99	±1	2	25	74	±2	26.0	±2.0	
Enlisted	99	±1	2	35	63	±2	37.0	±2.0	
E1 – E4	99	±1	3	37	60	±3	40.0	±3.0	
E5 – E9	99	±1	2	33	66	±2	34.0	±2.0	
Officers	100	±1	1	18	81	±2	19.0	±2.0	
O1 – O3	100	±1	1	20	78	±2	22.0	±2.0	
O4 – O6	100	±1	1	15	84	±2	16.0	±2.0	
Experienced USC	99	±2	9	56	35	±12	65.0	±12.0	
Not Experienced USC	99	±1	2	31	67	±2	33.0	±2.0	
Experienced SH	100	±1	8	47	45	±6	55.0	±6.0	
Not Experienced SH	99	±1	2	31	68	±2	32.0	±2.0	
Deployed Past 12 Months	99	±1	2	38	61	±3	39.0	±3.0	
Not Deployed Past 12 Months	100	±1	2	29	69	±2	31.0	±2.0	
Army Enlisted	99	±1	3	36	62	±3	38.0	±3.0	
E1 – E4	99	±1	4	36	60	±6	40.0	±6.0	
Army Officers	100	±1	1	22	77	±3	23.0	±3.0	
Navy Enlisted	99	±1	2	37	61	±3	39.0	±3.0	
E1 – E4	100	±1	2	42	57	±6	43.0	±6.0	
Navy Officers	100	±1	1	14	85	±2	15.0	±2.0	
Marine Corps Enlisted	100	±1	2	40	58	±3	42.0	±3.0	
E1 – E4	100	±1	2	42	56	±5	44.0	±5.0	
Marine Corps Officers	99	±2	1	19	80	±5	20.0	±5.0	
Air Force Enlisted	99	±1	2	27	71	±3	29.0	±3.0	
E1 – E4	99	±1	3	29	68	±5	32.0	±5.0	
Air Force Officers	100	±1	1	17	82	±2	18.0	±2.0	

**33. During the past 12 months, did any of the following happen to you? If it did, do you believe your gender was a factor?**  
**d. You did not get an award or decoration given to others in similar circumstances.**

1. Yes, and your gender was a factor      2. Yes, but your gender was NOT a factor      3. No, or does not apply

	Percent Responding		Percentages			Max ME	Experienced Behavior		
			1	2	3				
<b>TOTAL</b>	99	±1	2	21	76	±1	24.0	±1.0	
<b>Army</b>	99	±1	2	22	76	±2	24.0	±2.0	
<b>Navy</b>	99	±1	3	25	72	±3	28.0	±3.0	
<b>Marine Corps</b>	99	±1	2	19	79	±3	21.0	±3.0	
<b>Air Force</b>	99	±1	2	19	79	±2	21.0	±2.0	
<b>PAYGRADE</b>									
<b>Enlisted</b>	99	±1	3	23	74	±2	26.0	±2.0	
<b>E1 – E4</b>	99	±1	3	24	73	±3	27.0	±3.0	
E1 – E3	99	±1	3	22	75	±4	25.0	±4.0	
E4	100	±1	4	25	71	±3	29.0	±3.0	
<b>E5 – E9</b>	99	±1	2	22	76	±2	24.0	±2.0	
E5 – E6	99	±1	2	24	74	±2	26.0	±2.0	
E7 – E9	99	±1	1	16	82	±2	18.0	±2.0	
<b>Officers</b>	99	±1	1	14	85	±1	15.0	±1.0	
<b>W1 – W5</b>	98	±2	1	22	77	±5	23.0	±5.0	
<b>O1 – O3</b>	99	±1	2	15	84	±2	16.0	±2.0	
<b>O4 – O6</b>	100	±1	1	11	88	±2	12.0	±2.0	
<b>DEPLOYMENT</b>									
<b>Deployed Past 12 Months</b>	99	±1	3	26	71	±2	29.0	±2.0	
<b>Not Deployed Past 12 Months</b>	99	±1	2	19	79	±2	21.0	±2.0	
<b>RACE/ETHNICITY</b>									
<b>Non-Hispanic White</b>	99	±1	2	21	77	±2	23.0	±2.0	
<b>Total Minority</b>	99	±1	3	22	75	±2	25.0	±2.0	
Non-Hispanic Black	99	±1	3	22	75	±3	25.0	±3.0	
Hispanic	99	±1	4	23	74	±3	26.0	±3.0	
<b>EXPERIENCED BEHAVIORS</b>									
<b>Experienced USC</b>	100	±1	8	33	60	±8	40.0	±8.0	
<b>Not Experienced USC</b>	99	±1	2	21	77	±1	23.0	±1.0	
<b>Experienced SH</b>	99	±1	8	29	63	±4	37.0	±4.0	
<b>Not Experienced SH</b>	99	±1	2	21	78	±2	22.0	±2.0	
<b>FEMALES</b>									
<b>Total</b>	99	±1	5	17	79	±2	21.0	±2.0	
<b>Army</b>	99	±1	5	17	77	±2	23.0	±2.0	
<b>Navy</b>	99	±1	5	18	76	±3	24.0	±3.0	
<b>Marine Corps</b>	99	±1	6	13	81	±7	19.0	±7.0	
<b>Air Force</b>	99	±1	3	16	81	±3	19.0	±3.0	
<b>Enlisted</b>	99	±1	5	18	78	±2	22.0	±2.0	
<b>E1 – E4</b>	99	±1	5	19	76	±3	24.0	±3.0	
<b>E5 – E9</b>	100	±1	5	17	79	±2	21.0	±2.0	
<b>Officers</b>	99	±1	4	13	83	±2	17.0	±2.0	
<b>O1 – O3</b>	99	±1	5	14	81	±3	19.0	±3.0	
<b>O4 – O6</b>	99	±1	4	10	86	±3	14.0	±3.0	

Note. Percent responding are Service members who answered the question.



33d. Continued	Percent Responding		Percentages			Max ME	Experienced Behavior		
			1	2	3				
<b>FEMALES (CONTINUED)</b>									
Experienced USC	100	±1	11	20	69	±7	31.0	±7.0	
Not Experienced USC	99	±1	4	16	80	±2	20.0	±2.0	
Experienced SH	99	±1	9	23	69	±3	31.0	±3.0	
Not Experienced SH	99	±1	3	14	83	±2	17.0	±2.0	
Deployed Past 12 Months	99	±1	7	21	72	±3	28.0	±3.0	
Not Deployed Past 12 Months	99	±1	4	16	81	±2	19.0	±2.0	
Army Enlisted	99	±1	5	18	76	±3	24.0	±3.0	
E1 – E4	98	±2	6	21	73	±5	27.0	±5.0	
Army Officers	99	±1	6	14	80	±4	20.0	±4.0	
Navy Enlisted	99	±1	6	19	75	±3	25.0	±3.0	
E1 – E4	99	±1	6	20	75	±5	25.0	±5.0	
Navy Officers	99	±1	4	13	83	±5	17.0	±5.0	
Marine Corps Enlisted	99	±1	6	13	81	±8	19.0	±8.0	
E1 – E4	99	±1	5	14	81	±12	19.0	±12.0	
Marine Corps Officers	100	±0	5	14	80	±6	20.0	±6.0	
Air Force Enlisted	99	±1	3	17	80	±3	20.0	±3.0	
E1 – E4	99	±1	3	18	79	±5	21.0	±5.0	
Air Force Officers	100	±1	3	11	86	±3	14.0	±3.0	
<b>MALES</b>									
Total	99	±1	2	22	76	±2	24.0	±2.0	
Army	99	±1	2	23	76	±3	24.0	±3.0	
Navy	99	±1	2	26	72	±3	28.0	±3.0	
Marine Corps	99	±1	1	20	79	±3	21.0	±3.0	
Air Force	99	±1	2	19	78	±2	22.0	±2.0	
Enlisted	99	±1	2	24	74	±2	26.0	±2.0	
E1 – E4	99	±1	3	25	72	±3	28.0	±3.0	
E5 – E9	99	±1	2	23	75	±2	25.0	±2.0	
Officers	99	±1	1	14	85	±1	15.0	±1.0	
O1 – O3	100	±1	1	15	84	±2	16.0	±2.0	
O4 – O6	100	±1	1	11	88	±2	12.0	±2.0	
Experienced USC	100	±0	6	41	54	±12	46.0	±12.0	
Not Experienced USC	99	±1	2	21	77	±2	23.0	±2.0	
Experienced SH	100	±1	7	35	57	±6	43.0	±6.0	
Not Experienced SH	99	±1	2	21	77	±2	23.0	±2.0	
Deployed Past 12 Months	99	±1	2	27	71	±2	29.0	±2.0	
Not Deployed Past 12 Months	99	±1	2	19	79	±2	21.0	±2.0	
Army Enlisted	99	±1	2	24	74	±3	26.0	±3.0	
E1 – E4	99	±2	3	26	71	±5	29.0	±5.0	
Army Officers	100	±1	1	16	83	±2	17.0	±2.0	
Navy Enlisted	99	±1	3	28	69	±3	31.0	±3.0	
E1 – E4	99	±2	3	30	67	±6	33.0	±6.0	
Navy Officers	99	±1	1	12	87	±2	13.0	±2.0	
Marine Corps Enlisted	100	±1	1	20	78	±3	22.0	±3.0	
E1 – E4	100	±1	2	20	78	±4	22.0	±4.0	
Marine Corps Officers	98	±2	0	14	86	±4	14.0	±4.0	
Air Force Enlisted	99	±1	3	21	76	±3	24.0	±3.0	
E1 – E4	99	±1	4	22	74	±4	26.0	±4.0	
Air Force Officers	100	±1	1	13	86	±2	14.0	±2.0	

**33. During the past 12 months, did any of the following happen to you? If it did, do you believe your gender was a factor?**  
**e. Your current assignment has not made use of your job skills.**

1. Yes, and your gender was a factor

2. Yes, but your gender was NOT a factor

3. No, or does not apply

	Percent Responding		Percentages			Max ME	Experienced Behavior		
			1	2	3				
<b>TOTAL</b>	99	±1	1	24	75	±1	25.0	±1.0	
<b>Army</b>	99	±1	2	26	72	±2	28.0	±2.0	
<b>Navy</b>	99	±1	1	27	72	±3	28.0	±3.0	
<b>Marine Corps</b>	99	±1	1	21	78	±3	22.0	±3.0	
<b>Air Force</b>	100	±1	1	20	79	±2	21.0	±2.0	
<b>PAYGRADE</b>									
<b>Enlisted</b>	99	±1	1	25	73	±2	27.0	±2.0	
<b>E1 – E4</b>	99	±1	2	27	72	±3	28.0	±3.0	
E1 – E3	99	±1	1	27	72	±4	28.0	±4.0	
E4	99	±1	2	27	71	±3	29.0	±3.0	
<b>E5 – E9</b>	99	±1	1	24	74	±2	26.0	±2.0	
E5 – E6	99	±1	1	26	72	±2	28.0	±2.0	
E7 – E9	100	±1	1	18	81	±2	19.0	±2.0	
<b>Officers</b>	100	±1	1	18	82	±1	18.0	±1.0	
<b>W1 – W5</b>	100	±1	0	16	84	±3	16.0	±3.0	
<b>O1 – O3</b>	100	±1	1	20	79	±2	21.0	±2.0	
<b>O4 – O6</b>	100	±1	1	15	85	±2	15.0	±2.0	
<b>DEPLOYMENT</b>									
<b>Deployed Past 12 Months</b>	99	±1	1	25	74	±2	26.0	±2.0	
<b>Not Deployed Past 12 Months</b>	99	±1	1	24	75	±2	25.0	±2.0	
<b>RACE/ETHNICITY</b>									
<b>Non-Hispanic White</b>	99	±1	1	25	74	±2	26.0	±2.0	
<b>Total Minority</b>	99	±1	1	23	75	±2	25.0	±2.0	
Non-Hispanic Black	99	±1	2	22	76	±3	24.0	±3.0	
Hispanic	100	±1	1	24	75	±3	25.0	±3.0	
<b>EXPERIENCED BEHAVIORS</b>									
<b>Experienced USC</b>	99	±2	5	40	54	±8	46.0	±8.0	
<b>Not Experienced USC</b>	99	±1	1	24	75	±1	25.0	±1.0	
<b>Experienced SH</b>	99	±1	5	34	61	±4	39.0	±4.0	
<b>Not Experienced SH</b>	99	±1	1	23	76	±2	24.0	±2.0	
<b>FEMALES</b>									
<b>Total</b>	99	±1	4	21	76	±2	24.0	±2.0	
<b>Army</b>	99	±1	4	23	73	±3	27.0	±3.0	
<b>Navy</b>	99	±1	4	23	73	±3	27.0	±3.0	
<b>Marine Corps</b>	99	±1	4	14	82	±6	18.0	±6.0	
<b>Air Force</b>	99	±1	3	18	79	±3	21.0	±3.0	
<b>Enlisted</b>	99	±1	4	21	75	±2	25.0	±2.0	
E1 – E4	99	±1	4	23	73	±3	27.0	±3.0	
E5 – E9	99	±1	4	20	76	±2	24.0	±2.0	
<b>Officers</b>	100	±1	3	19	78	±3	22.0	±3.0	
O1 – O3	99	±1	3	21	76	±4	24.0	±4.0	
O4 – O6	100	±1	3	15	81	±3	19.0	±3.0	

Note. Percent responding are Service members who answered the question.

33e. Continued	Percent Responding		Percentages			Max ME	Experienced Behavior		
			1	2	3				
<b>FEMALES (CONTINUED)</b>									
Experienced USC	100	±1	10	30	60	±7	40.0	±7.0	
Not Experienced USC	99	±1	3	20	77	±2	23.0	±2.0	
Experienced SH	99	±1	8	26	66	±3	34.0	±3.0	
Not Experienced SH	99	±1	2	18	80	±2	20.0	±2.0	
Deployed Past 12 Months	99	±1	6	21	72	±3	28.0	±3.0	
Not Deployed Past 12 Months	99	±1	3	21	77	±2	23.0	±2.0	
Army Enlisted	99	±1	5	24	71	±3	29.0	±3.0	
E1 – E4	99	±1	5	25	70	±5	30.0	±5.0	
Army Officers	99	±1	3	19	78	±4	22.0	±4.0	
Navy Enlisted	99	±1	5	24	71	±4	29.0	±4.0	
E1 – E4	99	±2	5	27	69	±6	31.0	±6.0	
Navy Officers	100	±1	3	17	80	±5	20.0	±5.0	
Marine Corps Enlisted	99	±1	4	14	82	±7	18.0	±7.0	
E1 – E4	99	±1	4	14	82	±11	18.0	±10.0	
Marine Corps Officers	100	±0	3	16	81	±5	19.0	±5.0	
Air Force Enlisted	99	±1	3	18	80	±3	20.0	±3.0	
E1 – E4	99	±1	3	19	78	±5	22.0	±5.0	
Air Force Officers	100	±1	3	20	77	±4	23.0	±4.0	
<b>MALES</b>									
Total	99	±1	1	25	74	±2	26.0	±2.0	
Army	99	±1	1	27	72	±3	28.0	±3.0	
Navy	99	±1	1	27	72	±3	28.0	±3.0	
Marine Corps	99	±1	1	22	78	±3	22.0	±3.0	
Air Force	100	±1	1	21	79	±2	21.0	±2.0	
Enlisted	99	±1	1	26	73	±2	27.0	±2.0	
E1 – E4	99	±1	1	28	71	±3	29.0	±3.0	
E5 – E9	99	±1	1	25	74	±2	26.0	±2.0	
Officers	100	±1	0	17	82	±2	18.0	±2.0	
O1 – O3	100	±1	1	20	80	±2	20.0	±2.0	
O4 – O6	99	±1	0	15	85	±2	15.0	±2.0	
Experienced USC	98	±2	2	47	51	±12	49.0	±12.0	
Not Experienced USC	99	±1	1	24	75	±2	25.0	±2.0	
Experienced SH	100	±1	3	41	57	±6	43.0	±6.0	
Not Experienced SH	99	±1	1	24	76	±2	24.0	±2.0	
Deployed Past 12 Months	99	±1	1	25	74	±2	26.0	±2.0	
Not Deployed Past 12 Months	99	±1	1	24	75	±2	25.0	±2.0	
Army Enlisted	99	±1	1	28	70	±3	30.0	±3.0	
E1 – E4	100	±1	2	30	69	±5	31.0	±5.0	
Army Officers	100	±1	0	18	82	±2	18.0	±2.0	
Navy Enlisted	99	±1	1	29	70	±3	30.0	±3.0	
E1 – E4	99	±2	0	31	68	±6	32.0	±6.0	
Navy Officers	99	±1	0	18	81	±3	19.0	±3.0	
Marine Corps Enlisted	99	±1	1	23	76	±3	24.0	±3.0	
E1 – E4	99	±2	1	26	73	±5	27.0	±5.0	
Marine Corps Officers	99	±1	0	11	88	±3	12.0	±3.0	
Air Force Enlisted	100	±1	1	22	78	±3	22.0	±3.0	
E1 – E4	100	±1	1	22	77	±4	23.0	±4.0	
Air Force Officers	100	±1	0	17	82	±2	18.0	±2.0	

**33. During the past 12 months, did any of the following happen to you? If it did, do you believe your gender was a factor?**  
**f. Your current assignment is not good for your career if you continue in the military.**

1. Yes, and your gender was a factor      2. Yes, but your gender was NOT a factor      3. No, or does not apply

	Percent Responding		Percentages			Max ME	Experienced Behavior		
			1	2	3				
<b>TOTAL</b>	100	±1	1	24	74	±1	26.0	±1.0	
<b>Army</b>	100	±1	1	25	73	±2	27.0	±2.0	
<b>Navy</b>	99	±1	2	28	71	±3	29.0	±3.0	
<b>Marine Corps</b>	100	±1	1	22	78	±3	22.0	±3.0	
<b>Air Force</b>	100	±1	1	21	78	±2	22.0	±2.0	
<b>PAYGRADE</b>									
<b>Enlisted</b>	100	±1	1	26	72	±2	28.0	±2.0	
<b>E1 – E4</b>	100	±1	1	29	70	±3	30.0	±3.0	
E1 – E3	100	±1	1	26	73	±4	27.0	±4.0	
E4	100	±1	2	31	68	±3	32.0	±3.0	
<b>E5 – E9</b>	100	±1	1	25	74	±2	26.0	±2.0	
E5 – E6	99	±1	1	26	72	±2	28.0	±2.0	
E7 – E9	100	±1	1	20	80	±2	20.0	±2.0	
<b>Officers</b>	100	±1	1	15	84	±1	16.0	±1.0	
<b>W1 – W5</b>	100	±1	1	12	87	±3	13.0	±3.0	
<b>O1 – O3</b>	100	±1	1	14	85	±2	15.0	±2.0	
<b>O4 – O6</b>	100	±1	1	16	83	±2	17.0	±2.0	
<b>DEPLOYMENT</b>									
<b>Deployed Past 12 Months</b>	100	±1	1	25	74	±2	26.0	±2.0	
<b>Not Deployed Past 12 Months</b>	100	±1	1	24	74	±2	26.0	±2.0	
<b>RACE/ETHNICITY</b>									
<b>Non-Hispanic White</b>	100	±1	1	24	75	±2	25.0	±2.0	
<b>Total Minority</b>	99	±1	1	26	73	±2	27.0	±2.0	
Non-Hispanic Black	99	±1	2	26	72	±3	28.0	±3.0	
Hispanic	100	±1	1	25	73	±3	27.0	±3.0	
<b>EXPERIENCED BEHAVIORS</b>									
<b>Experienced USC</b>	100	±1	6	39	55	±8	45.0	±8.0	
<b>Not Experienced USC</b>	100	±1	1	24	75	±1	25.0	±1.0	
<b>Experienced SH</b>	100	±1	5	33	62	±4	38.0	±4.0	
<b>Not Experienced SH</b>	100	±1	1	23	76	±2	24.0	±2.0	
<b>FEMALES</b>									
<b>Total</b>	100	±1	3	23	74	±2	26.0	±2.0	
<b>Army</b>	99	±1	4	24	72	±3	28.0	±3.0	
<b>Navy</b>	99	±1	4	26	69	±3	31.0	±3.0	
<b>Marine Corps</b>	100	±1	2	16	82	±7	18.0	±7.0	
<b>Air Force</b>	100	±1	2	21	77	±3	23.0	±3.0	
<b>Enlisted</b>	100	±1	3	25	72	±2	28.0	±2.0	
E1 – E4	99	±1	3	26	71	±3	29.0	±3.0	
E5 – E9	100	±1	4	23	73	±2	27.0	±2.0	
<b>Officers</b>	100	±1	2	16	81	±2	19.0	±2.0	
O1 – O3	100	±1	2	18	80	±3	20.0	±3.0	
O4 – O6	100	±1	3	15	82	±3	18.0	±3.0	

Note. Percent responding are Service members who answered the question.

33f. Continued	Percent Responding		Percentages			Max ME	Experienced Behavior		
			1	2	3				
<b>FEMALES (CONTINUED)</b>									
Experienced USC	99	±1	10	30	60	±8	40.0	±8.0	
Not Experienced USC	100	±1	3	22	75	±2	25.0	±2.0	
Experienced SH	100	±1	6	28	66	±3	34.0	±3.0	
Not Experienced SH	100	±1	2	21	78	±2	22.0	±2.0	
Deployed Past 12 Months	100	±1	4	22	74	±3	26.0	±3.0	
Not Deployed Past 12 Months	100	±1	3	23	74	±2	26.0	±2.0	
Army Enlisted	99	±1	4	27	70	±3	30.0	±3.0	
E1 – E4	99	±1	4	27	69	±5	31.0	±5.0	
Army Officers	99	±1	3	15	83	±4	17.0	±4.0	
Navy Enlisted	99	±1	5	27	68	±4	32.0	±4.0	
E1 – E4	100	±1	4	29	68	±6	32.0	±6.0	
Navy Officers	100	±0	3	21	76	±6	24.0	±6.0	
Marine Corps Enlisted	100	±1	2	16	82	±7	18.0	±7.0	
E1 – E4	100	±0	1	17	82	±12	18.0	±11.0	
Marine Corps Officers	100	±1	3	16	82	±5	18.0	±5.0	
Air Force Enlisted	100	±1	2	22	76	±3	24.0	±3.0	
E1 – E4	100	±1	2	25	73	±5	27.0	±5.0	
Air Force Officers	100	±0	2	15	83	±4	17.0	±4.0	
<b>MALES</b>									
Total	100	±1	1	25	74	±2	26.0	±2.0	
Army	100	±1	1	26	73	±3	27.0	±3.0	
Navy	99	±1	1	28	71	±3	29.0	±3.0	
Marine Corps	100	±1	1	22	77	±3	23.0	±3.0	
Air Force	100	±1	1	22	78	±2	22.0	±2.0	
Enlisted	100	±1	1	27	72	±2	28.0	±2.0	
E1 – E4	100	±1	1	29	70	±3	30.0	±3.0	
E5 – E9	100	±1	1	25	74	±2	26.0	±2.0	
Officers	100	±1	0	15	85	±1	15.0	±1.0	
O1 – O3	100	±1	0	14	86	±2	14.0	±2.0	
O4 – O6	100	±1	0	16	84	±2	16.0	±2.0	
Experienced USC	100	±1	3	45	52	±12	48.0	±12.0	
Not Experienced USC	100	±1	1	24	75	±2	25.0	±2.0	
Experienced SH	100	±0	3	38	59	±6	41.0	±6.0	
Not Experienced SH	100	±1	1	24	75	±2	25.0	±2.0	
Deployed Past 12 Months	100	±1	1	25	74	±2	26.0	±2.0	
Not Deployed Past 12 Months	100	±1	1	24	75	±2	25.0	±2.0	
Army Enlisted	100	±1	1	28	71	±3	29.0	±3.0	
E1 – E4	100	±1	2	29	70	±5	30.0	±5.0	
Army Officers	100	±1	0	14	85	±2	15.0	±2.0	
Navy Enlisted	99	±1	1	30	69	±3	31.0	±3.0	
E1 – E4	99	±1	1	34	65	±6	35.0	±6.0	
Navy Officers	100	±1	0	15	85	±2	15.0	±2.0	
Marine Corps Enlisted	100	±1	1	23	76	±3	24.0	±3.0	
E1 – E4	100	±1	1	26	74	±5	26.0	±5.0	
Marine Corps Officers	100	±0	0	14	86	±4	14.0	±4.0	
Air Force Enlisted	100	±1	1	23	76	±3	24.0	±3.0	
E1 – E4	100	±1	1	27	71	±5	29.0	±5.0	
Air Force Officers	100	±1	1	15	85	±2	15.0	±2.0	

**33. During the past 12 months, did any of the following happen to you? If it did, do you believe your gender was a factor?**  
**g. You did not receive day-to-day, short-term tasks that would have helped you prepare for advancement.**

1. Yes, and your gender was a factor      2. Yes, but your gender was NOT a factor      3. No, or does not apply

	Percent Responding		Percentages			Max ME	Experienced Behavior		
			1	2	3				
<b>TOTAL</b>	99	±1	1	20	79	±1	21.0	±1.0	■
<b>Army</b>	99	±1	1	21	77	±2	23.0	±2.0	■
<b>Navy</b>	99	±1	1	22	77	±2	23.0	±2.0	■
<b>Marine Corps</b>	99	±1	1	17	82	±3	18.0	±3.0	■
<b>Air Force</b>	100	±1	1	16	84	±2	16.0	±2.0	■
<b>PAYGRADE</b>									
<b>Enlisted</b>	99	±1	1	22	78	±2	22.0	±2.0	■
<b>E1 – E4</b>	99	±1	1	26	73	±3	27.0	±3.0	■
E1 – E3	100	±1	1	26	73	±4	27.0	±4.0	■
E4	99	±1	1	26	73	±3	27.0	±3.0	■
<b>E5 – E9</b>	99	±1	1	18	81	±2	19.0	±2.0	■
E5 – E6	99	±1	1	20	79	±2	21.0	±2.0	■
E7 – E9	100	±1	1	11	88	±2	12.0	±2.0	■
<b>Officers</b>	100	±1	1	11	89	±1	11.0	±1.0	■
<b>W1 – W5</b>	100	±1	0	10	89	±4	11.0	±4.0	■
<b>O1 – O3</b>	100	±1	1	12	87	±2	13.0	±2.0	■
<b>O4 – O6</b>	100	±1	1	8	91	±1	9.0	±1.0	■
<b>DEPLOYMENT</b>									
<b>Deployed Past 12 Months</b>	99	±1	1	20	79	±2	21.0	±2.0	■
<b>Not Deployed Past 12 Months</b>	99	±1	1	19	80	±2	20.0	±2.0	■
<b>RACE/ETHNICITY</b>									
<b>Non-Hispanic White</b>	100	±1	1	19	80	±2	20.0	±2.0	■
<b>Total Minority</b>	99	±1	1	21	78	±2	22.0	±2.0	■
Non-Hispanic Black	99	±1	1	20	79	±3	21.0	±3.0	■
Hispanic	100	±1	1	20	79	±3	21.0	±3.0	■
<b>EXPERIENCED BEHAVIORS</b>									
<b>Experienced USC</b>	99	±1	5	41	53	±8	47.0	±8.0	■
<b>Not Experienced USC</b>	100	±1	1	19	80	±1	20.0	±1.0	■
<b>Experienced SH</b>	99	±1	4	34	63	±4	37.0	±4.0	■
<b>Not Experienced SH</b>	99	±1	1	18	81	±1	19.0	±1.0	■
<b>FEMALES</b>									
<b>Total</b>	99	±1	3	19	78	±2	22.0	±2.0	■
<b>Army</b>	99	±1	4	21	75	±3	25.0	±3.0	■
<b>Navy</b>	99	±1	3	22	75	±3	25.0	±3.0	■
<b>Marine Corps</b>	100	±1	4	17	79	±9	21.0	±9.0	■
<b>Air Force</b>	99	±1	2	14	84	±3	16.0	±3.0	■
<b>Enlisted</b>	99	±1	3	20	77	±2	23.0	±2.0	■
E1 – E4	99	±1	3	22	74	±3	26.0	±3.0	■
E5 – E9	99	±1	3	18	79	±2	21.0	±2.0	■
<b>Officers</b>	100	±1	2	13	85	±2	15.0	±2.0	■
O1 – O3	100	±1	2	15	83	±3	17.0	±3.0	■
O4 – O6	99	±1	3	9	88	±3	12.0	±3.0	■

Note. Percent responding are Service members who answered the question.

33g. Continued	Percent Responding		Percentages			Max ME	Experienced Behavior		
			1	2	3				
<b>FEMALES (CONTINUED)</b>									
Experienced USC	99	±2	11	30	60	±7	40.0	±7.0	
Not Experienced USC	99	±1	3	17	80	±2	20.0	±2.0	
Experienced SH	99	±1	7	25	68	±3	32.0	±3.0	
Not Experienced SH	99	±1	1	16	83	±2	17.0	±2.0	
Deployed Past 12 Months	99	±1	4	19	77	±3	23.0	±3.0	
Not Deployed Past 12 Months	99	±1	3	19	79	±2	21.0	±2.0	
Army Enlisted	99	±1	4	22	73	±3	27.0	±3.0	
E1 – E4	99	±1	5	24	71	±4	29.0	±4.0	
Army Officers	99	±1	2	17	82	±4	18.0	±4.0	
Navy Enlisted	99	±1	3	25	72	±4	28.0	±4.0	
E1 – E4	100	±1	2	28	70	±5	30.0	±5.0	
Navy Officers	99	±1	4	10	87	±6	13.0	±6.0	
Marine Corps Enlisted	100	±1	5	17	78	±10	22.0	±10.0	
E1 – E4	100	±1	6	19	75	±17	25.0	±15.0	
Marine Corps Officers	100	±0	2	9	89	±4	11.0	±4.0	
Air Force Enlisted	99	±1	2	14	84	±3	16.0	±3.0	
E1 – E4	99	±1	1	16	83	±5	17.0	±5.0	
Air Force Officers	100	±0	2	11	87	±3	13.0	±3.0	
<b>MALES</b>									
Total	99	±1	1	20	80	±2	20.0	±2.0	
Army	99	±1	1	22	78	±3	22.0	±3.0	
Navy	99	±1	1	22	77	±3	23.0	±3.0	
Marine Corps	99	±1	0	17	83	±3	17.0	±3.0	
Air Force	100	±1	0	16	83	±2	17.0	±2.0	
Enlisted	99	±1	1	22	78	±2	22.0	±2.0	
E1 – E4	99	±1	1	27	73	±3	27.0	±3.0	
E5 – E9	99	±1	1	18	81	±2	19.0	±2.0	
Officers	100	±1	0	10	90	±1	10.0	±1.0	
O1 – O3	100	±1	0	12	88	±2	12.0	±2.0	
O4 – O6	100	±1	0	8	91	±2	9.0	±2.0	
Experienced USC	100	±1	2	49	49	±12	51.0	±12.0	
Not Experienced USC	100	±1	0	19	81	±2	19.0	±2.0	
Experienced SH	100	±1	1	42	57	±6	43.0	±6.0	
Not Experienced SH	99	±1	0	18	81	±2	19.0	±2.0	
Deployed Past 12 Months	99	±1	0	21	79	±2	21.0	±2.0	
Not Deployed Past 12 Months	99	±1	1	19	80	±2	20.0	±2.0	
Army Enlisted	99	±1	1	23	76	±3	24.0	±3.0	
E1 – E4	100	±1	1	27	72	±5	28.0	±5.0	
Army Officers	100	±1	0	12	87	±2	13.0	±2.0	
Navy Enlisted	99	±1	1	25	74	±3	26.0	±3.0	
E1 – E4	98	±2	0	34	66	±6	34.0	±6.0	
Navy Officers	100	±1	0	7	93	±2	7.0	±2.0	
Marine Corps Enlisted	99	±1	0	18	81	±3	19.0	±3.0	
E1 – E4	99	±1	0	23	77	±5	23.0	±5.0	
Marine Corps Officers	100	±1	0	7	93	±3	7.0	±3.0	
Air Force Enlisted	100	±1	0	18	82	±2	18.0	±2.0	
E1 – E4	100	±1	1	22	77	±4	23.0	±4.0	
Air Force Officers	100	±1	1	11	88	±2	12.0	±2.0	

**33. During the past 12 months, did any of the following happen to you? If it did, do you believe your gender was a factor?**  
**h. You did not have a professional relationship with someone who advised (mentored) you on career development or advancement.**

1. Yes, and your gender was a factor      2. Yes, but your gender was NOT a factor      3. No, or does not apply

	Percent Responding		Percentages			Max ME	Experienced Behavior		
			1	2	3				
<b>TOTAL</b>	99	±1	1	23	76	±1	24.0	±1.0	
<b>Army</b>	99	±1	2	25	74	±2	26.0	±2.0	
<b>Navy</b>	99	±1	2	25	74	±2	26.0	±2.0	
<b>Marine Corps</b>	99	±1	1	19	80	±3	20.0	±3.0	
<b>Air Force</b>	100	±1	1	19	79	±2	21.0	±2.0	
<b>PAYGRADE</b>									
<b>Enlisted</b>	99	±1	1	23	76	±2	24.0	±2.0	
<b>E1 – E4</b>	99	±1	2	23	75	±3	25.0	±3.0	
E1 – E3	100	±1	2	23	76	±4	24.0	±4.0	
E4	99	±1	2	24	74	±3	26.0	±3.0	
<b>E5 – E9</b>	99	±1	1	22	77	±2	23.0	±2.0	
E5 – E6	99	±1	1	23	76	±2	24.0	±2.0	
E7 – E9	99	±1	1	20	79	±2	21.0	±2.0	
<b>Officers</b>	100	±1	1	22	76	±1	24.0	±1.0	
<b>W1 – W5</b>	100	±1	1	21	79	±5	21.0	±5.0	
<b>O1 – O3</b>	99	±1	2	21	77	±2	23.0	±2.0	
<b>O4 – O6</b>	100	±1	1	24	75	±2	25.0	±2.0	
<b>DEPLOYMENT</b>									
<b>Deployed Past 12 Months</b>	99	±1	1	23	75	±2	25.0	±2.0	
<b>Not Deployed Past 12 Months</b>	99	±1	1	22	76	±2	24.0	±2.0	
<b>RACE/ETHNICITY</b>									
<b>Non-Hispanic White</b>	100	±1	1	23	76	±2	24.0	±2.0	
<b>Total Minority</b>	99	±1	2	22	76	±2	24.0	±2.0	
Non-Hispanic Black	99	±1	2	22	77	±3	23.0	±3.0	
Hispanic	99	±1	3	22	76	±3	24.0	±3.0	
<b>EXPERIENCED BEHAVIORS</b>									
<b>Experienced USC</b>	100	±1	7	40	53	±8	47.0	±8.0	
<b>Not Experienced USC</b>	99	±1	1	22	77	±1	23.0	±1.0	
<b>Experienced SH</b>	100	±1	7	32	61	±4	39.0	±4.0	
<b>Not Experienced SH</b>	99	±1	1	22	78	±1	22.0	±1.0	
<b>FEMALES</b>									
<b>Total</b>	99	±1	4	22	74	±2	26.0	±2.0	
<b>Army</b>	99	±1	5	24	71	±3	29.0	±3.0	
<b>Navy</b>	99	±1	3	25	72	±3	28.0	±3.0	
<b>Marine Corps</b>	100	±1	7	21	72	±8	28.0	±8.0	
<b>Air Force</b>	99	±1	3	18	79	±3	21.0	±3.0	
<b>Enlisted</b>	99	±1	4	21	75	±2	25.0	±2.0	
E1 – E4	99	±1	3	20	77	±3	23.0	±3.0	
E5 – E9	99	±1	4	23	73	±2	27.0	±2.0	
<b>Officers</b>	99	±1	5	25	70	±3	30.0	±3.0	
O1 – O3	99	±1	5	27	69	±4	31.0	±4.0	
O4 – O6	100	±1	6	23	71	±3	29.0	±3.0	

Note. Percent responding are Service members who answered the question.



33h. Continued	Percent Responding		Percentages			Max ME	Experienced Behavior		
			1	2	3				
<b>FEMALES (CONTINUED)</b>									
Experienced USC	100	±1	13	27	60	±7	40.0	±7.0	
Not Experienced USC	99	±1	4	21	75	±2	25.0	±2.0	
Experienced SH	99	±1	9	26	66	±3	34.0	±3.0	
Not Experienced SH	99	±1	2	20	78	±2	22.0	±2.0	
Deployed Past 12 Months	100	±1	6	22	72	±3	28.0	±3.0	
Not Deployed Past 12 Months	99	±1	4	22	74	±2	26.0	±2.0	
Army Enlisted	99	±1	5	24	71	±3	29.0	±3.0	
E1 – E4	99	±1	4	22	73	±4	27.0	±4.0	
Army Officers	99	±1	5	26	69	±4	31.0	±4.0	
Navy Enlisted	99	±1	3	24	73	±4	27.0	±4.0	
E1 – E4	99	±1	2	22	76	±5	24.0	±5.0	
Navy Officers	100	±1	5	26	68	±6	32.0	±6.0	
Marine Corps Enlisted	100	±1	7	20	73	±9	27.0	±9.0	
E1 – E4	100	±1	6	22	72	±14	28.0	±14.0	
Marine Corps Officers	100	±1	6	24	70	±9	30.0	±9.0	
Air Force Enlisted	99	±1	3	17	80	±3	20.0	±3.0	
E1 – E4	100	±1	3	15	83	±4	17.0	±4.0	
Air Force Officers	100	±1	4	24	71	±4	29.0	±4.0	
<b>MALES</b>									
Total	99	±1	1	23	76	±2	24.0	±2.0	
Army	99	±1	1	25	74	±3	26.0	±3.0	
Navy	99	±1	1	25	74	±3	26.0	±3.0	
Marine Corps	99	±1	1	19	80	±3	20.0	±3.0	
Air Force	100	±1	1	20	79	±2	21.0	±2.0	
Enlisted	99	±1	1	23	76	±2	24.0	±2.0	
E1 – E4	99	±1	1	24	75	±3	25.0	±3.0	
E5 – E9	99	±1	1	22	77	±2	23.0	±2.0	
Officers	100	±1	1	22	77	±2	23.0	±2.0	
O1 – O3	100	±1	1	20	79	±2	21.0	±2.0	
O4 – O6	99	±1	0	24	75	±2	25.0	±2.0	
Experienced USC	100	±1	3	48	49	±12	51.0	±12.0	
Not Experienced USC	99	±1	1	22	77	±2	23.0	±2.0	
Experienced SH	100	±1	5	38	57	±6	43.0	±6.0	
Not Experienced SH	99	±1	1	22	77	±2	23.0	±2.0	
Deployed Past 12 Months	99	±1	1	24	75	±2	25.0	±2.0	
Not Deployed Past 12 Months	99	±1	1	22	77	±2	23.0	±2.0	
Army Enlisted	99	±1	1	25	74	±3	26.0	±3.0	
E1 – E4	99	±1	1	26	73	±5	27.0	±5.0	
Army Officers	99	±1	1	24	76	±2	24.0	±2.0	
Navy Enlisted	99	±1	1	25	73	±3	27.0	±3.0	
E1 – E4	99	±2	2	29	69	±6	31.0	±6.0	
Navy Officers	100	±1	0	21	79	±3	21.0	±3.0	
Marine Corps Enlisted	99	±1	1	19	80	±3	20.0	±3.0	
E1 – E4	100	±1	1	20	79	±4	21.0	±4.0	
Marine Corps Officers	100	±1	1	18	81	±4	19.0	±4.0	
Air Force Enlisted	100	±1	1	19	80	±2	20.0	±2.0	
E1 – E4	100	±1	2	19	79	±4	21.0	±4.0	
Air Force Officers	99	±1	1	22	77	±3	23.0	±3.0	

**33. During the past 12 months, did any of the following happen to you? If it did, do you believe your gender was a factor?**  
**i. You did not learn until it was too late of opportunities that would have helped your career.**

1. Yes, and your gender was a factor      2. Yes, but your gender was NOT a factor      3. No, or does not apply

	Percent Responding		Percentages			Max ME	Experienced Behavior		
			1	2	3				
<b>TOTAL</b>	99	±1	1	24	75	±1	25.0	±1.0	
<b>Army</b>	100	±1	2	27	72	±2	28.0	±2.0	
<b>Navy</b>	99	±1	2	26	72	±3	28.0	±3.0	
<b>Marine Corps</b>	99	±1	1	21	78	±3	22.0	±3.0	
<b>Air Force</b>	100	±1	1	19	80	±2	20.0	±2.0	
<b>PAYGRADE</b>									
<b>Enlisted</b>	99	±1	2	26	72	±2	28.0	±2.0	
<b>E1 – E4</b>	99	±1	2	30	68	±3	32.0	±3.0	
E1 – E3	99	±1	2	29	69	±4	31.0	±4.0	
E4	100	±1	2	31	67	±3	33.0	±3.0	
<b>E5 – E9</b>	99	±1	1	23	76	±2	24.0	±2.0	
E5 – E6	99	±1	1	25	74	±2	26.0	±2.0	
E7 – E9	100	±1	1	16	83	±2	17.0	±2.0	
<b>Officers</b>	99	±1	1	14	85	±1	15.0	±1.0	
<b>W1 – W5</b>	99	±2	1	12	88	±4	12.0	±4.0	
<b>O1 – O3</b>	99	±1	1	14	85	±2	15.0	±2.0	
<b>O4 – O6</b>	100	±1	1	14	85	±2	15.0	±2.0	
<b>DEPLOYMENT</b>									
<b>Deployed Past 12 Months</b>	100	±1	2	26	72	±2	28.0	±2.0	
<b>Not Deployed Past 12 Months</b>	99	±1	1	23	76	±2	24.0	±2.0	
<b>RACE/ETHNICITY</b>									
<b>Non-Hispanic White</b>	100	±1	1	23	76	±2	24.0	±2.0	
<b>Total Minority</b>	99	±1	2	26	72	±2	28.0	±2.0	
Non-Hispanic Black	99	±1	2	24	74	±3	26.0	±3.0	
Hispanic	99	±1	2	27	72	±3	28.0	±3.0	
<b>EXPERIENCED BEHAVIORS</b>									
<b>Experienced USC</b>	100	±1	8	43	49	±8	51.0	±8.0	
<b>Not Experienced USC</b>	99	±1	1	23	76	±1	24.0	±1.0	
<b>Experienced SH</b>	99	±1	6	40	54	±4	46.0	±4.0	
<b>Not Experienced SH</b>	99	±1	1	22	77	±2	23.0	±2.0	
<b>FEMALES</b>									
<b>Total</b>	99	±1	3	23	73	±2	27.0	±2.0	
<b>Army</b>	99	±1	4	26	70	±2	30.0	±2.0	
<b>Navy</b>	99	±1	4	26	71	±3	29.0	±3.0	
<b>Marine Corps</b>	100	±1	5	18	78	±7	22.0	±7.0	
<b>Air Force</b>	100	±1	2	20	77	±3	23.0	±3.0	
<b>Enlisted</b>	99	±1	4	25	71	±2	29.0	±2.0	
<b>E1 – E4</b>	99	±1	3	29	68	±3	32.0	±3.0	
<b>E5 – E9</b>	99	±1	4	22	74	±2	26.0	±2.0	
<b>Officers</b>	100	±1	3	15	82	±2	18.0	±2.0	
<b>O1 – O3</b>	100	±1	2	15	83	±3	17.0	±3.0	
<b>O4 – O6</b>	99	±1	5	14	81	±3	19.0	±3.0	

Note. Percent responding are Service members who answered the question.

33i. Continued	Percent Responding		Percentages			Max ME	Experienced Behavior		
			1	2	3				
<b>FEMALES (CONTINUED)</b>									
Experienced USC	99	±1	10	33	57	±7	43.0	±7.0	
Not Experienced USC	99	±1	3	22	75	±2	25.0	±2.0	
Experienced SH	99	±1	8	31	61	±3	39.0	±3.0	
Not Experienced SH	99	±1	2	20	79	±2	21.0	±2.0	
Deployed Past 12 Months	99	±1	5	26	70	±3	30.0	±3.0	
Not Deployed Past 12 Months	99	±1	3	23	74	±2	26.0	±2.0	
<b>Army Enlisted</b>	99	±1	4	28	67	±3	33.0	±3.0	
E1 – E4	99	±1	4	32	64	±4	36.0	±4.0	
<b>Army Officers</b>	99	±1	4	15	81	±4	19.0	±4.0	
<b>Navy Enlisted</b>	99	±1	4	28	68	±4	32.0	±4.0	
E1 – E4	99	±1	3	34	64	±6	36.0	±6.0	
<b>Navy Officers</b>	100	±1	3	14	83	±5	17.0	±5.0	
<b>Marine Corps Enlisted</b>	100	±1	5	18	77	±8	23.0	±8.0	
E1 – E4	99	±1	4	20	76	±12	24.0	±12.0	
<b>Marine Corps Officers</b>	99	±1	2	10	89	±5	11.0	±5.0	
<b>Air Force Enlisted</b>	100	±1	2	22	76	±3	24.0	±3.0	
E1 – E4	100	±1	3	24	74	±5	26.0	±5.0	
<b>Air Force Officers</b>	100	±1	2	15	83	±4	17.0	±4.0	
<b>MALES</b>									
<b>Total</b>	99	±1	1	24	75	±2	25.0	±2.0	
<b>Army</b>	100	±1	1	27	72	±3	28.0	±3.0	
<b>Navy</b>	99	±1	2	26	73	±3	27.0	±3.0	
<b>Marine Corps</b>	99	±1	1	21	78	±3	22.0	±3.0	
<b>Air Force</b>	100	±1	1	19	80	±2	20.0	±2.0	
<b>Enlisted</b>	99	±1	1	26	73	±2	27.0	±2.0	
E1 – E4	99	±1	2	31	68	±3	32.0	±3.0	
E5 – E9	99	±1	1	23	76	±2	24.0	±2.0	
<b>Officers</b>	99	±1	1	13	86	±1	14.0	±1.0	
O1 – O3	99	±1	1	13	86	±2	14.0	±2.0	
O4 – O6	100	±1	0	14	86	±2	14.0	±2.0	
Experienced USC	100	±1	6	50	45	±13	55.0	±12.0	
Not Experienced USC	99	±1	1	23	76	±2	24.0	±2.0	
Experienced SH	99	±2	4	49	47	±6	53.0	±6.0	
Not Experienced SH	99	±1	1	22	77	±2	23.0	±2.0	
Deployed Past 12 Months	100	±1	2	26	72	±2	28.0	±2.0	
Not Deployed Past 12 Months	99	±1	1	23	77	±2	23.0	±2.0	
<b>Army Enlisted</b>	100	±1	1	29	69	±3	31.0	±3.0	
E1 – E4	100	±0	2	34	65	±5	35.0	±5.0	
<b>Army Officers</b>	99	±1	1	15	84	±2	16.0	±2.0	
<b>Navy Enlisted</b>	99	±1	2	29	70	±3	30.0	±3.0	
E1 – E4	98	±2	2	35	62	±6	38.0	±6.0	
<b>Navy Officers</b>	99	±1	0	11	89	±2	11.0	±2.0	
<b>Marine Corps Enlisted</b>	100	±1	1	23	76	±3	24.0	±3.0	
E1 – E4	100	±1	1	28	71	±5	29.0	±5.0	
<b>Marine Corps Officers</b>	99	±2	0	7	93	±3	7.0	±3.0	
<b>Air Force Enlisted</b>	100	±1	1	20	79	±3	21.0	±3.0	
E1 – E4	99	±1	2	22	76	±4	24.0	±4.0	
<b>Air Force Officers</b>	100	±1	1	16	84	±2	16.0	±2.0	

**33. During the past 12 months, did any of the following happen to you? If it did, do you believe your gender was a factor?**

**j. You were unable to get straight answers about your promotion possibilities.**

1. Yes, and your gender was a factor      2. Yes, but your gender was NOT a factor      3. No, or does not apply

	Percent Responding		Percentages			Max ME	Experienced Behavior		
			1	2	3				
<b>TOTAL</b>	99	±1	1	20	78	±1	22.0	±1.0	■
<b>Army</b>	99	±1	2	25	73	±2	27.0	±2.0	■
<b>Navy</b>	99	±1	2	23	76	±3	24.0	±3.0	■
<b>Marine Corps</b>	99	±1	1	16	83	±3	17.0	±3.0	■
<b>Air Force</b>	99	±1	1	13	86	±2	14.0	±2.0	■
<b>PAYGRADE</b>									
<b>Enlisted</b>	99	±1	1	22	76	±2	24.0	±2.0	■
<b>E1 – E4</b>	99	±1	2	28	70	±3	30.0	±3.0	■
E1 – E3	99	±1	2	30	68	±4	32.0	±4.0	■
E4	99	±1	2	27	72	±3	28.0	±3.0	■
<b>E5 – E9</b>	99	±1	1	18	81	±2	19.0	±2.0	■
E5 – E6	99	±1	1	19	79	±2	21.0	±2.0	■
E7 – E9	99	±1	1	13	86	±2	14.0	±2.0	■
<b>Officers</b>	99	±1	1	11	88	±1	12.0	±1.0	■
<b>W1 – W5</b>	99	±1	1	9	90	±4	10.0	±4.0	■
<b>O1 – O3</b>	99	±1	1	10	89	±2	11.0	±2.0	■
<b>O4 – O6</b>	99	±1	1	13	86	±2	14.0	±2.0	■
<b>DEPLOYMENT</b>									
<b>Deployed Past 12 Months</b>	99	±1	2	24	74	±2	26.0	±2.0	■
<b>Not Deployed Past 12 Months</b>	99	±1	1	19	80	±2	20.0	±2.0	■
<b>RACE/ETHNICITY</b>									
<b>Non-Hispanic White</b>	99	±1	1	20	79	±2	21.0	±2.0	■
<b>Total Minority</b>	99	±1	2	22	77	±2	23.0	±2.0	■
Non-Hispanic Black	98	±1	1	21	77	±3	23.0	±3.0	■
Hispanic	99	±1	2	22	77	±3	23.0	±3.0	■
<b>EXPERIENCED BEHAVIORS</b>									
<b>Experienced USC</b>	99	±2	10	43	47	±8	53.0	±8.0	■
<b>Not Experienced USC</b>	99	±1	1	19	80	±1	20.0	±1.0	■
<b>Experienced SH</b>	99	±1	7	36	57	±4	43.0	±4.0	■
<b>Not Experienced SH</b>	99	±1	1	19	81	±1	19.0	±1.0	■
<b>FEMALES</b>									
<b>Total</b>	99	±1	4	18	78	±2	22.0	±2.0	■
<b>Army</b>	99	±1	5	23	72	±3	28.0	±3.0	■
<b>Navy</b>	99	±1	4	21	75	±3	25.0	±3.0	■
<b>Marine Corps</b>	99	±1	2	15	83	±7	17.0	±7.0	■
<b>Air Force</b>	99	±1	2	13	85	±2	15.0	±2.0	■
<b>Enlisted</b>	99	±1	4	20	76	±2	24.0	±2.0	■
<b>E1 – E4</b>	99	±1	4	24	72	±3	28.0	±3.0	■
<b>E5 – E9</b>	99	±1	4	16	80	±2	20.0	±2.0	■
<b>Officers</b>	99	±1	3	11	86	±2	14.0	±2.0	■
<b>O1 – O3</b>	99	±1	3	11	86	±3	14.0	±3.0	■
<b>O4 – O6</b>	99	±1	4	12	84	±3	16.0	±3.0	■

Note. Percent responding are Service members who answered the question.



**33. During the past 12 months, did any of the following happen to you? If it did, do you believe your gender was a factor?**  
**k. You were excluded from social events important to career development and being kept informed.**

1. Yes, and your gender was a factor      2. Yes, but your gender was NOT a factor      3. No, or does not apply

	Percent Responding		Percentages			Max ME	Experienced Behavior		
			1	2	3				
<b>TOTAL</b>	100	±1	1	7	92	±1	8.0	±1.0	
<b>Army</b>	100	±1	1	8	91	±2	9.0	±2.0	
<b>Navy</b>	100	±1	1	8	90	±2	10.0	±2.0	
<b>Marine Corps</b>	99	±1	1	6	93	±2	7.0	±2.0	
<b>Air Force</b>	100	±1	1	5	94	±1	6.0	±1.0	
<b>PAYGRADE</b>									
<b>Enlisted</b>	100	±1	1	8	91	±1	9.0	±1.0	
<b>E1 – E4</b>	100	±1	1	9	90	±2	10.0	±2.0	
E1 – E3	100	±1	1	9	89	±3	11.0	±3.0	
E4	99	±1	1	9	90	±2	10.0	±2.0	
<b>E5 – E9</b>	100	±1	1	7	92	±1	8.0	±1.0	
E5 – E6	100	±1	1	8	91	±2	9.0	±2.0	
E7 – E9	100	±1	1	5	94	±2	6.0	±2.0	
<b>Officers</b>	100	±1	1	4	95	±1	5.0	±1.0	
W1 – W5	100	±1	1	4	95	±2	5.0	±2.0	
O1 – O3	100	±1	1	3	95	±1	5.0	±1.0	
O4 – O6	100	±1	1	4	95	±1	5.0	±1.0	
<b>DEPLOYMENT</b>									
<b>Deployed Past 12 Months</b>	100	±1	1	8	91	±2	9.0	±2.0	
<b>Not Deployed Past 12 Months</b>	100	±1	1	7	92	±1	8.0	±1.0	
<b>RACE/ETHNICITY</b>									
<b>Non-Hispanic White</b>	100	±1	1	7	92	±1	8.0	±1.0	
<b>Total Minority</b>	99	±1	1	8	91	±2	9.0	±2.0	
Non-Hispanic Black	99	±1	1	8	91	±2	9.0	±2.0	
Hispanic	99	±1	2	8	90	±3	10.0	±3.0	
<b>EXPERIENCED BEHAVIORS</b>									
<b>Experienced USC</b>	100	±1	6	24	69	±8	31.0	±8.0	
<b>Not Experienced USC</b>	100	±1	1	7	93	±1	7.0	±1.0	
<b>Experienced SH</b>	100	±1	6	16	78	±3	22.0	±3.0	
<b>Not Experienced SH</b>	100	±1	0	6	93	±1	7.0	±1.0	
<b>FEMALES</b>									
<b>Total</b>	99	±1	3	7	90	±1	10.0	±1.0	
<b>Army</b>	99	±1	4	7	88	±2	12.0	±2.0	
<b>Navy</b>	99	±1	4	9	88	±2	12.0	±2.0	
<b>Marine Corps</b>	100	±1	6	6	88	±7	12.0	±6.0	
<b>Air Force</b>	100	±1	2	5	93	±2	7.0	±2.0	
<b>Enlisted</b>	99	±1	3	7	90	±2	10.0	±2.0	
<b>E1 – E4</b>	99	±1	3	8	88	±2	12.0	±2.0	
<b>E5 – E9</b>	100	±1	3	6	91	±2	9.0	±2.0	
<b>Officers</b>	100	±1	5	5	91	±2	9.0	±2.0	
<b>O1 – O3</b>	100	±1	4	4	92	±3	8.0	±3.0	
<b>O4 – O6</b>	100	±1	5	5	90	±2	10.0	±2.0	

Note. Percent responding are Service members who answered the question.



**33. During the past 12 months, did any of the following happen to you? If it did, do you believe your gender was a factor?  
Im. You did not get a job assignment that you wanted and for which you were qualified.**

1. Yes, and your gender was a factor (assignment was legally open to women)  
2. Yes, and your gender was a factor (assignment was not legally open to women)  
3. Yes, but your gender was NOT a factor  
4. No, or does not apply

	Percent Responding		Percentages				Max ME	Experienced Behavior		
			1	2	3	4				
<b>TOTAL</b>	100	±1	1	0	16	82	±1	18.0	±1.0	■
<b>Army</b>	100	±1	2	0	17	81	±2	19.0	±2.0	■
<b>Navy</b>	99	±1	2	0	19	79	±2	21.0	±2.0	■
<b>Marine Corps</b>	99	±1	1	0	14	85	±2	15.0	±2.0	■
<b>Air Force</b>	100	±1	1	0	14	85	±2	15.0	±2.0	■
<b>PAYGRADE</b>										
<b>Enlisted</b>	100	±1	1	0	17	82	±2	18.0	±2.0	■
<b>E1 – E4</b>	100	±1	2	0	17	81	±2	19.0	±2.0	■
E1 – E3	100	±1	1	0	16	83	±3	17.0	±3.0	■
E4	99	±1	2	0	18	80	±3	20.0	±3.0	■
<b>E5 – E9</b>	99	±1	1	0	17	82	±2	18.0	±2.0	■
E5 – E6	99	±1	1	0	18	81	±2	19.0	±2.0	■
E7 – E9	100	±1	1	0	14	85	±2	15.0	±2.0	■
<b>Officers</b>	100	±1	1	0	14	85	±1	15.0	±1.0	■
<b>W1 – W5</b>	100	±1	1	0	12	87	±3	13.0	±3.0	■
<b>O1 – O3</b>	100	±1	1	0	13	86	±2	14.0	±2.0	■
<b>O4 – O6</b>	100	±1	1	0	15	84	±2	16.0	±2.0	■
<b>DEPLOYMENT</b>										
<b>Deployed Past 12 Months</b>	100	±1	1	0	18	80	±2	20.0	±2.0	■
<b>Not Deployed Past 12 Months</b>	99	±1	1	0	15	83	±1	17.0	±1.0	■
<b>RACE/ETHNICITY</b>										
<b>Non-Hispanic White</b>	100	±1	1	0	16	82	±2	18.0	±2.0	■
<b>Total Minority</b>	99	±1	2	0	16	82	±2	18.0	±2.0	■
Non-Hispanic Black	99	±1	1	0	15	83	±3	17.0	±3.0	■
Hispanic	99	±1	2	0	17	81	±3	19.0	±3.0	■
<b>EXPERIENCED BEHAVIORS</b>										
<b>Experienced USC</b>	99	±1	9	1	37	53	±8	47.0	±8.0	■■■■
<b>Not Experienced USC</b>	100	±1	1	0	15	83	±1	17.0	±1.0	■
<b>Experienced SH</b>	99	±1	7	1	25	67	±4	33.0	±4.0	■■■
<b>Not Experienced SH</b>	100	±1	1	0	15	84	±1	16.0	±1.0	■
<b>FEMALES</b>										
<b>Total</b>	99	±1	4	0	13	83	±2	17.0	±2.0	■
<b>Army</b>	99	±1	5	0	14	81	±2	19.0	±2.0	■
<b>Navy</b>	99	±1	6	1	15	79	±3	21.0	±3.0	■
<b>Marine Corps</b>	100	±1	4	0	10	86	±6	14.0	±6.0	■
<b>Air Force</b>	100	±1	2	0	11	87	±2	13.0	±2.0	■
<b>Enlisted</b>	99	±1	4	0	13	83	±2	17.0	±2.0	■
E1 – E4	99	±1	4	0	12	83	±3	17.0	±3.0	■
E5 – E9	100	±1	4	0	14	82	±2	18.0	±2.0	■
<b>Officers</b>	100	±1	5	0	14	82	±2	18.0	±2.0	■
O1 – O3	100	±1	4	0	13	82	±3	18.0	±3.0	■
O4 – O6	100	±1	5	0	15	80	±3	20.0	±3.0	■

Note. Percent responding are Service members who answered the questions. This item is constructed from Q33l and Q33m. Combining these items enables differentiation between not receiving assignments when the assignment was legally open to women and when it was not.





**33. During the past 12 months, did any of the following happen to you? If it did, do you believe your gender was a factor?**  
**n. Have you had other adverse personnel actions in the past 12 months?**

1. Yes, and your gender was a factor

2. Yes, but your gender was NOT a factor

3. No, or does not apply

	Percent Responding		Percentages			Max ME	Experienced Behavior		
			1	2	3				
<b>TOTAL</b>	98	±1	1	6	93	±1	7.0	±1.0	█
<b>Army</b>	98	±1	1	6	93	±2	7.0	±2.0	█
<b>Navy</b>	98	±1	1	8	90	±2	10.0	±2.0	█
<b>Marine Corps</b>	98	±1	1	5	94	±2	6.0	±2.0	█
<b>Air Force</b>	99	±1	1	5	94	±1	6.0	±1.0	█
<b>PAYGRADE</b>									
<b>Enlisted</b>	98	±1	1	7	92	±1	8.0	±1.0	█
<b>E1 – E4</b>	97	±1	2	8	90	±2	10.0	±2.0	█
E1 – E3	96	±2	2	9	90	±3	10.0	±3.0	█
E4	97	±1	1	8	91	±2	9.0	±2.0	█
<b>E5 – E9</b>	99	±1	1	6	93	±1	7.0	±1.0	█
E5 – E6	98	±1	1	6	92	±1	8.0	±1.0	█
E7 – E9	99	±1	0	4	96	±1	4.0	±1.0	█
<b>Officers</b>	99	±1	1	3	97	±1	3.0	±1.0	█
<b>W1 – W5</b>	99	±1	0	3	96	±2	4.0	±2.0	█
<b>O1 – O3</b>	99	±1	1	3	96	±1	4.0	±1.0	█
<b>O4 – O6</b>	99	±1	0	2	98	±1	2.0	±1.0	█
<b>DEPLOYMENT</b>									
<b>Deployed Past 12 Months</b>	98	±1	1	7	92	±2	8.0	±2.0	█
<b>Not Deployed Past 12 Months</b>	98	±1	1	6	93	±1	7.0	±1.0	█
<b>RACE/ETHNICITY</b>									
<b>Non-Hispanic White</b>	98	±1	1	5	93	±1	7.0	±1.0	█
<b>Total Minority</b>	98	±1	1	7	91	±2	9.0	±2.0	█
Non-Hispanic Black	97	±1	1	8	91	±2	9.0	±2.0	█
Hispanic	97	±2	2	6	92	±2	8.0	±2.0	█
<b>EXPERIENCED BEHAVIORS</b>									
<b>Experienced USC</b>	98	±1	7	22	71	±8	29.0	±8.0	█
<b>Not Experienced USC</b>	98	±1	1	5	94	±1	6.0	±1.0	█
<b>Experienced SH</b>	97	±1	6	10	84	±3	16.0	±3.0	█
<b>Not Experienced SH</b>	98	±1	1	6	94	±1	6.0	±1.0	█
<b>FEMALES</b>									
<b>Total</b>	98	±1	3	4	93	±1	7.0	±1.0	█
<b>Army</b>	98	±1	4	4	92	±2	8.0	±2.0	█
<b>Navy</b>	97	±1	4	6	91	±2	9.0	±2.0	█
<b>Marine Corps</b>	97	±3	6	2	91	±7	9.0	±6.0	█
<b>Air Force</b>	98	±1	2	3	95	±2	5.0	±2.0	█
<b>Enlisted</b>	98	±1	4	4	92	±1	8.0	±1.0	█
E1 – E4	97	±1	5	5	90	±2	10.0	±2.0	█
E5 – E9	98	±1	3	3	94	±2	6.0	±2.0	█
<b>Officers</b>	99	±1	2	3	95	±2	5.0	±2.0	█
O1 – O3	99	±2	3	3	94	±2	6.0	±2.0	█
O4 – O6	99	±1	1	3	96	±2	4.0	±2.0	█

Note. Percent responding are Service members who answered the question.

33n. Continued	Percent Responding		Percentages			Max ME	Experienced Behavior		
			1	2	3				
<b>FEMALES (CONTINUED)</b>									
Experienced USC	96	±3	13	10	78	±7	22.0	±7.0	
Not Experienced USC	98	±1	2	3	94	±1	6.0	±1.0	
Experienced SH	97	±1	7	6	87	±3	13.0	±3.0	
Not Experienced SH	98	±1	1	3	95	±1	5.0	±1.0	
Deployed Past 12 Months	97	±1	4	5	90	±3	10.0	±3.0	
Not Deployed Past 12 Months	98	±1	3	4	93	±1	7.0	±1.0	
Army Enlisted	98	±1	4	5	91	±2	9.0	±2.0	
E1 – E4	97	±2	7	6	87	±4	13.0	±4.0	
Army Officers	99	±1	2	2	96	±3	4.0	±3.0	
Navy Enlisted	97	±1	4	6	90	±3	10.0	±3.0	
E1 – E4	95	±2	3	8	89	±4	11.0	±4.0	
Navy Officers	97	±3	3	5	92	±4	8.0	±4.0	
Marine Corps Enlisted	97	±4	6	3	91	±7	9.0	±7.0	
E1 – E4	96	±6	8	3	89	±12	11.0	±11.0	
Marine Corps Officers	99	±1	5	1	94	±4	6.0	±4.0	
Air Force Enlisted	98	±1	2	3	95	±2	5.0	±2.0	
E1 – E4	97	±2	2	3	95	±3	5.0	±3.0	
Air Force Officers	99	±1	2	3	95	±2	5.0	±2.0	
<b>MALES</b>									
Total	98	±1	1	7	93	±1	7.0	±1.0	
Army	98	±1	1	7	93	±2	7.0	±2.0	
Navy	98	±1	1	9	90	±2	10.0	±2.0	
Marine Corps	98	±1	1	5	94	±2	6.0	±2.0	
Air Force	99	±1	1	5	94	±2	6.0	±2.0	
Enlisted	98	±1	1	7	92	±1	8.0	±1.0	
E1 – E4	97	±1	1	9	90	±2	10.0	±2.0	
E5 – E9	99	±1	1	6	93	±1	7.0	±1.0	
Officers	99	±1	0	3	97	±1	3.0	±1.0	
O1 – O3	99	±1	1	3	96	±1	4.0	±1.0	
O4 – O6	99	±1	0	2	98	±1	2.0	±1.0	
Experienced USC	100	±0	4	29	67	±11	33.0	±11.0	
Not Experienced USC	98	±1	1	6	94	±1	6.0	±1.0	
Experienced SH	97	±2	4	15	81	±5	19.0	±5.0	
Not Experienced SH	98	±1	1	6	93	±1	7.0	±1.0	
Deployed Past 12 Months	98	±1	1	7	92	±2	8.0	±2.0	
Not Deployed Past 12 Months	98	±1	1	6	93	±1	7.0	±1.0	
Army Enlisted	98	±1	1	7	92	±2	8.0	±2.0	
E1 – E4	96	±2	1	10	89	±4	11.0	±4.0	
Army Officers	99	±1	0	3	97	±1	3.0	±1.0	
Navy Enlisted	98	±1	1	10	89	±3	11.0	±3.0	
E1 – E4	96	±3	1	12	87	±5	13.0	±5.0	
Navy Officers	99	±1	0	3	97	±2	3.0	±2.0	
Marine Corps Enlisted	98	±1	1	5	94	±2	6.0	±2.0	
E1 – E4	98	±2	1	6	93	±3	7.0	±3.0	
Marine Corps Officers	99	±1	0	4	96	±3	4.0	±3.0	
Air Force Enlisted	99	±1	1	6	94	±2	6.0	±2.0	
E1 – E4	98	±2	1	6	93	±3	7.0	±3.0	
Air Force Officers	99	±1	0	2	98	±1	2.0	±1.0	

**33. Evaluation incident rate: Constructed from Q33a-d. Evaluation can be defined as Service members' perceptions that they did not receive ratings or awards that they deserved.**

	Percent Responding		Percentages		Evaluation
			Incident Rate	Max ME	
<b>TOTAL</b>	100	±0	5	±1	■
<b>Army</b>	100	±0	5	±1	■
<b>Navy</b>	100	±0	5	±2	■
<b>Marine Corps</b>	100	±0	4	±1	■
<b>Air Force</b>	100	±0	4	±1	■
<b>PAYGRADE</b>					
<b>Enlisted</b>	100	±0	5	±1	■
<b>E1 – E4</b>	100	±0	6	±2	■
E1 – E3	100	±0	5	±2	■
E4	100	±0	7	±2	■
<b>E5 – E9</b>	100	±0	4	±1	■
E5 – E6	100	±0	4	±1	■
E7 – E9	100	±0	3	±1	■
<b>Officers</b>	100	±0	3	±1	■
<b>W1 – W5</b>	100	±0	2	±1	■
<b>O1 – O3</b>	100	±0	4	±1	■
<b>O4 – O6</b>	100	±0	3	±1	■
<b>DEPLOYMENT</b>					
<b>Deployed Past 12 Months</b>	100	±0	5	±1	■
<b>Not Deployed Past 12 Months</b>	100	±0	5	±1	■
<b>RACE/ETHNICITY</b>					
<b>Non-Hispanic White</b>	100	±0	4	±1	■
<b>Total Minority</b>	100	±0	5	±1	■
Non-Hispanic Black	100	±0	5	±2	■
Hispanic	100	±0	6	±2	■
<b>EXPERIENCED BEHAVIORS</b>					
<b>Experienced USC</b>	100	±0	17	±6	■
<b>Not Experienced USC</b>	100	±0	4	±1	■
<b>Experienced SH</b>	100	±0	17	±3	■
<b>Not Experienced SH</b>	100	±0	3	±1	■
<b>FEMALES</b>					
<b>Total</b>	100	±0	10	±1	■
<b>Army</b>	100	±0	12	±2	■
<b>Navy</b>	100	±0	11	±2	■
<b>Marine Corps</b>	100	±0	13	±5	■
<b>Air Force</b>	100	±0	7	±2	■
<b>Enlisted</b>	100	±0	10	±2	■
<b>E1 – E4</b>	100	±0	10	±2	■
<b>E5 – E9</b>	100	±0	10	±2	■
<b>Officers</b>	100	±0	10	±2	■
<b>O1 – O3</b>	100	±0	10	±3	■
<b>O4 – O6</b>	100	±0	11	±2	■

Note. Percent responding are Service members who answered the question. Incident rates indicate the percentage of Service members who experienced at least one of the behaviors during the 12 months before responding to the survey and indicated their gender was a factor. Cronbach's coefficient alpha = 0.74.

33. Continued	Percent Responding		Percentages		Max ME	Evaluation
			Incident Rate			
<b>FEMALES (CONTINUED)</b>						
Experienced USC	100	±0	22	±6		■
Not Experienced USC	100	±0	9	±1		■
Experienced SH	100	±0	19	±3		■
Not Experienced SH	100	±0	6	±1		■
Deployed Past 12 Months	100	±0	14	±3		■
Not Deployed Past 12 Months	100	±0	9	±1		■
Army Enlisted	100	±0	12	±2		■
E1 – E4	100	±0	12	±4		■
Army Officers	100	±0	12	±3		■
Navy Enlisted	100	±0	11	±3		■
E1 – E4	100	±0	11	±4		■
Navy Officers	100	±0	11	±4		■
Marine Corps Enlisted	100	±0	13	±6		■
E1 – E4	100	±0	10	±8		■
Marine Corps Officers	100	±0	13	±5		■
Air Force Enlisted	100	±0	7	±2		■
E1 – E4	100	±0	7	±3		■
Air Force Officers	100	±0	8	±3		■
<b>MALES</b>						
Total	100	±0	4	±1		■
Army	100	±0	4	±2		■
Navy	100	±0	4	±2		■
Marine Corps	100	±0	3	±2		■
Air Force	100	±0	4	±1		■
Enlisted	100	±0	4	±1		■
E1 – E4	100	±0	6	±2		■
E5 – E9	100	±0	3	±1		■
Officers	100	±0	2	±1		■
O1 – O3	100	±0	3	±1		■
O4 – O6	100	±0	2	±1		■
Experienced USC	100	±0	14	±10		■
Not Experienced USC	100	±0	3	±1		■
Experienced SH	100	±0	15	±5		■
Not Experienced SH	100	±0	3	±1		■
Deployed Past 12 Months	100	±0	4	±1		■
Not Deployed Past 12 Months	100	±0	4	±1		■
Army Enlisted	100	±0	4	±2		■
E1 – E4	100	±0	6	±3		■
Army Officers	100	±0	2	±1		■
Navy Enlisted	100	±0	5	±2		■
E1 – E4	100	±0	6	±4		■
Navy Officers	100	±0	3	±1		■
Marine Corps Enlisted	100	±0	4	±2		■
E1 – E4	100	±0	5	±2		■
Marine Corps Officers	100	±0	2	±3		■
Air Force Enlisted	100	±0	4	±2		■
E1 – E4	100	±0	6	±3		■
Air Force Officers	100	±0	2	±1		■

**33. Assignment incident rate: Constructed from Q33e-g and Q33lm. Assignment can be defined as Service members' perceptions that they did not get assignments they wanted or ones that used their skills or facilitated career advancement.**

	Percent Responding		Percentages	Max ME	Assignment
			Incident Rate		
<b>TOTAL</b>	100	±0	3	±1	
<b>Army</b>	100	±0	4	±1	
<b>Navy</b>	100	±0	4	±1	
<b>Marine Corps</b>	100	±0	2	±1	
<b>Air Force</b>	100	±0	2	±1	
<b>PAYGRADE</b>					
<b>Enlisted</b>	100	±0	3	±1	
<b>E1 – E4</b>	100	±0	4	±1	
E1 – E3	100	±0	3	±2	
E4	100	±0	5	±2	
<b>E5 – E9</b>	100	±0	3	±1	
E5 – E6	100	±0	3	±1	
E7 – E9	100	±0	2	±1	
<b>Officers</b>	100	±0	2	±1	
<b>W1 – W5</b>	100	±0	1	±1	
<b>O1 – O3</b>	100	±0	2	±1	
<b>O4 – O6</b>	100	±0	2	±1	
<b>DEPLOYMENT</b>					
<b>Deployed Past 12 Months</b>	100	±0	3	±1	
<b>Not Deployed Past 12 Months</b>	100	±0	3	±1	
<b>RACE/ETHNICITY</b>					
<b>Non-Hispanic White</b>	100	±0	3	±1	
<b>Total Minority</b>	100	±0	4	±1	
Non-Hispanic Black	100	±0	4	±1	
Hispanic	100	±0	4	±2	
<b>EXPERIENCED BEHAVIORS</b>					
<b>Experienced USC</b>	100	±0	16	±7	
<b>Not Experienced USC</b>	100	±0	3	±1	
<b>Experienced SH</b>	100	±0	13	±3	
<b>Not Experienced SH</b>	100	±0	2	±1	
<b>FEMALES</b>					
<b>Total</b>	100	±0	9	±1	
<b>Army</b>	100	±0	10	±2	
<b>Navy</b>	100	±0	11	±2	
<b>Marine Corps</b>	100	±0	10	±7	
<b>Air Force</b>	100	±0	6	±2	
<b>Enlisted</b>	100	±0	9	±2	
<b>E1 – E4</b>	100	±0	10	±2	
<b>E5 – E9</b>	100	±0	9	±2	
<b>Officers</b>	100	±0	8	±2	
<b>O1 – O3</b>	100	±0	7	±3	
<b>O4 – O6</b>	100	±0	9	±2	

Note. Percent responding are Service members who answered the question. Incident rates indicate the percentage of Service members who experienced at least one of the behaviors during the 12 months before responding to the survey and indicated their gender was a factor. Cronbach's coefficient alpha = 0.69.

33. Continued	Percent Responding		Percentages		Max ME	Assignment
			Incident Rate			
<b>FEMALES (CONTINUED)</b>						
Experienced USC	100	±0	22	±6		
Not Experienced USC	100	±0	8	±1		
Experienced SH	100	±0	17	±3		
Not Experienced SH	100	±0	5	±1		
Deployed Past 12 Months	100	±0	12	±3		
Not Deployed Past 12 Months	100	±0	8	±1		
Army Enlisted	100	±0	11	±2		
E1 – E4	100	±0	13	±4		
Army Officers	100	±0	7	±3		
Navy Enlisted	100	±0	11	±3		
E1 – E4	100	±0	11	±4		
Navy Officers	100	±0	10	±5		
Marine Corps Enlisted	100	±0	10	±7		
E1 – E4	100	±0	11	±12		
Marine Corps Officers	100	±0	8	±3		
Air Force Enlisted	100	±0	5	±2		
E1 – E4	100	±0	5	±3		
Air Force Officers	100	±0	6	±3		
<b>MALES</b>						
Total	100	±0	2	±1		
Army	100	±0	3	±1		
Navy	100	±0	3	±1		
Marine Corps	100	±0	1	±1		
Air Force	100	±0	1	±1		
Enlisted	100	±0	2	±1		
E1 – E4	100	±0	3	±2		
E5 – E9	100	±0	2	±1		
Officers	100	±0	1	±1		
O1 – O3	100	±0	1	±1		
O4 – O6	100	±0	1	±1		
Experienced USC	100	±0	12	±12		
Not Experienced USC	100	±0	2	±1		
Experienced SH	100	±0	8	±5		
Not Experienced SH	100	±0	2	±1		
Deployed Past 12 Months	100	±0	2	±1		
Not Deployed Past 12 Months	100	±0	2	±1		
Army Enlisted	100	±0	3	±2		
E1 – E4	100	±0	4	±3		
Army Officers	100	±0	1	±1		
Navy Enlisted	100	±0	3	±2		
E1 – E4	100	±0	2	±3		
Navy Officers	100	±0	1	±1		
Marine Corps Enlisted	100	±0	1	±1		
E1 – E4	100	±0	1	±2		
Marine Corps Officers	100	±0	1	±2		
Air Force Enlisted	100	±0	2	±1		
E1 – E4	100	±0	3	±2		
Air Force Officers	100	±0	1	±1		

**33. Career incident rate: Constructed Q33h-k. Career can be defined as Service members' perceptions of having access to resources and mentoring that aid in career development.**

	Percent Responding		Percentages	Max ME	Career
			Incident Rate		
<b>TOTAL</b>	100	±0	3	±1	
<b>Army</b>	100	±0	4	±1	
<b>Navy</b>	100	±0	4	±1	
<b>Marine Corps</b>	100	±0	2	±1	
<b>Air Force</b>	100	±0	2	±1	
<b>PAYGRADE</b>					
<b>Enlisted</b>	100	±0	3	±1	
<b>E1 – E4</b>	100	±0	4	±1	
E1 – E3	100	±0	4	±2	
E4	100	±0	4	±2	
<b>E5 – E9</b>	100	±0	3	±1	
E5 – E6	100	±0	3	±1	
E7 – E9	100	±0	2	±1	
<b>Officers</b>	100	±0	3	±1	
<b>W1 – W5</b>	100	±0	2	±2	
<b>O1 – O3</b>	100	±0	3	±1	
<b>O4 – O6</b>	100	±0	2	±1	
<b>DEPLOYMENT</b>					
<b>Deployed Past 12 Months</b>	100	±0	4	±1	
<b>Not Deployed Past 12 Months</b>	100	±0	3	±1	
<b>RACE/ETHNICITY</b>					
<b>Non-Hispanic White</b>	100	±0	3	±1	
<b>Total Minority</b>	100	±0	4	±1	
Non-Hispanic Black	100	±0	4	±2	
Hispanic	100	±0	4	±2	
<b>EXPERIENCED BEHAVIORS</b>					
<b>Experienced USC</b>	100	±0	15	±6	■
<b>Not Experienced USC</b>	100	±0	3	±1	
<b>Experienced SH</b>	100	±0	14	±3	■
<b>Not Experienced SH</b>	100	±0	2	±1	
<b>FEMALES</b>					
<b>Total</b>	100	±0	9	±1	■
<b>Army</b>	100	±0	11	±2	■
<b>Navy</b>	100	±0	8	±2	■
<b>Marine Corps</b>	100	±0	13	±7	■
<b>Air Force</b>	100	±0	5	±2	■
<b>Enlisted</b>	100	±0	8	±2	■
<b>E1 – E4</b>	100	±0	8	±2	■
<b>E5 – E9</b>	100	±0	8	±2	■
<b>Officers</b>	100	±0	9	±2	■
<b>O1 – O3</b>	100	±0	8	±3	■
<b>O4 – O6</b>	100	±0	11	±3	■

Note. Percent responding are Service members who answered the question. Incident rates indicate the percentage of Service members who experienced at least one of the behaviors during the 12 months before responding to the survey and indicated their gender was a factor. Cronbach's coefficient alpha = 0.74.



33. Continued	Percent Responding		Percentages		Max ME	Career
			Incident Rate			
<b>FEMALES (CONTINUED)</b>						
Experienced USC	100	±0	25	±7		
Not Experienced USC	100	±0	7	±1		
Experienced SH	100	±0	18	±3		
Not Experienced SH	100	±0	4	±1		
Deployed Past 12 Months	100	±0	11	±3		
Not Deployed Past 12 Months	100	±0	8	±1		
Army Enlisted	100	±0	11	±2		
E1 – E4	100	±0	12	±4		
Army Officers	100	±0	10	±3		
Navy Enlisted	100	±0	8	±2		
E1 – E4	100	±0	7	±3		
Navy Officers	100	±0	11	±5		
Marine Corps Enlisted	100	±0	13	±7		
E1 – E4	100	±0	14	±11		
Marine Corps Officers	100	±0	9	±4		
Air Force Enlisted	100	±0	5	±2		
E1 – E4	100	±0	4	±3		
Air Force Officers	100	±0	7	±3		
<b>MALES</b>						
Total	100	±0	2	±1		
Army	100	±0	2	±1		
Navy	100	±0	3	±2		
Marine Corps	100	±0	2	±1		
Air Force	100	±0	2	±1		
Enlisted	100	±0	2	±1		
E1 – E4	100	±0	3	±2		
E5 – E9	100	±0	2	±1		
Officers	100	±0	1	±1		
O1 – O3	100	±0	2	±1		
O4 – O6	100	±0	1	±1		
Experienced USC	100	±0	8	±11		
Not Experienced USC	100	±0	2	±1		
Experienced SH	100	±0	11	±5		
Not Experienced SH	100	±0	2	±1		
Deployed Past 12 Months	100	±0	3	±1		
Not Deployed Past 12 Months	100	±0	2	±1		
Army Enlisted	100	±0	2	±2		
E1 – E4	100	±0	2	±3		
Army Officers	100	±0	2	±1		
Navy Enlisted	100	±0	3	±2		
E1 – E4	100	±0	5	±4		
Navy Officers	100	±0	1	±1		
Marine Corps Enlisted	100	±0	2	±1		
E1 – E4	100	±0	2	±2		
Marine Corps Officers	100	±0	1	±2		
Air Force Enlisted	100	±0	2	±1		
E1 – E4	100	±0	3	±2		
Air Force Officers	100	±0	2	±1		

**34. Do you consider ANY of the behaviors which you marked as happening to you in the previous question to have been...  
a. Sex discrimination?**

1. None

2. Some

3. All

	Percent Responding		Percentages			Max ME
			1	2	3	
<b>TOTAL</b>	70	±1	91	8	1	±1
<b>Army</b>	71	±2	90	8	1	±2
<b>Navy</b>	73	±2	90	9	1	±2
<b>Marine Corps</b>	69	±3	94	5	1	±2
<b>Air Force</b>	64	±2	92	7	1	±2
<b>PAYGRADE</b>						
<b>Enlisted</b>	72	±2	91	8	1	±1
<b>E1 – E4</b>	74	±2	89	10	1	±2
E1 – E3	71	±4	88	10	1	±3
E4	76	±3	89	9	2	±2
<b>E5 – E9</b>	70	±2	92	7	1	±1
E5 – E6	73	±2	92	7	1	±2
E7 – E9	62	±2	95	5	1	±2
<b>Officers</b>	60	±2	92	7	1	±1
<b>W1 – W5</b>	61	±4	95	4	1	±2
<b>O1 – O3</b>	60	±2	90	8	1	±2
<b>O4 – O6</b>	59	±2	93	5	1	±1
<b>DEPLOYMENT</b>						
<b>Deployed Past 12 Months</b>	73	±2	91	8	1	±2
<b>Not Deployed Past 12 Months</b>	68	±2	91	8	1	±1
<b>RACE/ETHNICITY</b>						
<b>Non-Hispanic White</b>	69	±2	92	7	1	±1
<b>Total Minority</b>	71	±2	90	9	1	±2
Non-Hispanic Black	70	±3	90	9	1	±2
Hispanic	73	±3	90	9	1	±3
<b>EXPERIENCED BEHAVIORS</b>						
<b>Experienced USC</b>	85	±6	59	36	6	±8
<b>Not Experienced USC</b>	69	±1	92	6	1	±1
<b>Experienced SH</b>	84	±3	62	33	5	±4
<b>Not Experienced SH</b>	68	±1	95	4	1	±1
<b>FEMALES</b>						
<b>Total</b>	72	±2	73	23	4	±2
<b>Army</b>	74	±2	69	27	4	±3
<b>Navy</b>	77	±3	70	26	4	±4
<b>Marine Corps</b>	68	±9	62	33	5	±10
<b>Air Force</b>	68	±3	82	14	4	±3
<b>Enlisted</b>	74	±2	73	23	4	±2
<b>E1 – E4</b>	75	±3	70	25	4	±3
<b>E5 – E9</b>	73	±2	75	21	4	±3
<b>Officers</b>	67	±3	74	22	5	±3
<b>O1 – O3</b>	70	±4	74	22	4	±4
<b>O4 – O6</b>	62	±3	74	21	5	±4

Note. Percent responding are Service members who answered the question and had experienced discriminatory behavior (Q33).

34a. Continued	Percent Responding		Percentages			Max ME
			1	2	3	
<b>FEMALES (CONTINUED)</b>						
Experienced USC	83	±6	49	39	12	±8
Not Experienced USC	71	±2	76	21	3	±2
Experienced SH	83	±2	51	41	8	±3
Not Experienced SH	67	±2	86	12	2	±2
Deployed Past 12 Months	77	±3	64	31	5	±4
Not Deployed Past 12 Months	71	±2	76	20	4	±2
Army Enlisted	76	±3	69	27	4	±3
E1 – E4	79	±4	65	31	4	±5
Army Officers	66	±4	69	25	6	±5
Navy Enlisted	79	±3	69	26	4	±4
E1 – E4	79	±4	70	26	4	±6
Navy Officers	67	±5	71	25	4	±7
Marine Corps Enlisted	68	±9	61	34	5	±11
E1 – E4	66	±14	53	42	5	±16
Marine Corps Officers	68	±7	70	26	4	±9
Air Force Enlisted	68	±3	82	14	4	±3
E1 – E4	68	±6	83	13	4	±5
Air Force Officers	66	±4	81	15	4	±5
<b>MALES</b>						
Total	69	±2	94	5	1	±1
Army	70	±3	94	5	1	±2
Navy	73	±3	93	6	1	±2
Marine Corps	69	±3	96	3	1	±2
Air Force	63	±2	95	5	1	±2
Enlisted	71	±2	94	5	1	±1
E1 – E4	74	±3	92	7	1	±2
E5 – E9	70	±2	95	4	1	±1
Officers	58	±2	96	4	0	±1
O1 – O3	58	±2	95	4	1	±2
O4 – O6	58	±2	97	3	0	±1
Experienced USC	86	±9	64	34	2	±13
Not Experienced USC	69	±2	95	4	1	±1
Experienced SH	86	±4	72	25	3	±6
Not Experienced SH	68	±2	96	3	1	±1
Deployed Past 12 Months	73	±2	94	5	1	±2
Not Deployed Past 12 Months	67	±2	94	5	1	±2
Army Enlisted	72	±3	94	5	1	±2
E1 – E4	74	±5	92	7	1	±4
Army Officers	60	±2	96	3	0	±2
Navy Enlisted	76	±3	93	6	1	±3
E1 – E4	76	±6	91	9	1	±5
Navy Officers	58	±3	95	5	0	±2
Marine Corps Enlisted	71	±3	96	3	1	±2
E1 – E4	73	±5	95	4	1	±3
Marine Corps Officers	53	±5	98	2	1	±4
Air Force Enlisted	65	±3	94	5	1	±2
E1 – E4	70	±4	91	7	2	±4
Air Force Officers	58	±3	96	3	1	±2

**34. Do you consider ANY of the behaviors which you marked as happening to you in the previous question to have been...  
b. Racial/ethnic discrimination?**

1. None

2. Some

3. All

	Percent Responding		Percentages			Max ME
			1	2	3	
<b>TOTAL</b>	70	±1	83	14	3	±2
<b>Army</b>	71	±2	81	15	4	±2
<b>Navy</b>	73	±2	79	18	3	±3
<b>Marine Corps</b>	69	±3	87	11	2	±3
<b>Air Force</b>	64	±2	89	9	2	±2
<b>PAYGRADE</b>						
<b>Enlisted</b>	72	±2	82	15	3	±2
<b>E1 – E4</b>	74	±2	81	15	4	±3
E1 – E3	71	±4	80	16	4	±4
E4	76	±3	81	15	4	±3
<b>E5 – E9</b>	70	±2	83	15	3	±2
E5 – E6	73	±2	82	15	3	±2
E7 – E9	62	±2	85	13	2	±2
<b>Officers</b>	60	±2	91	8	1	±1
<b>W1 – W5</b>	61	±4	91	8	1	±3
<b>O1 – O3</b>	60	±2	91	8	1	±2
<b>O4 – O6</b>	59	±2	92	7	1	±2
<b>DEPLOYMENT</b>						
<b>Deployed Past 12 Months</b>	73	±2	81	15	4	±2
<b>Not Deployed Past 12 Months</b>	68	±2	85	13	2	±2
<b>RACE/ETHNICITY</b>						
<b>Non-Hispanic White</b>	68	±2	90	8	2	±2
<b>Total Minority</b>	71	±2	73	23	4	±2
Non-Hispanic Black	70	±3	70	25	5	±3
Hispanic	73	±3	74	22	4	±4
<b>EXPERIENCED BEHAVIORS</b>						
<b>Experienced USC</b>	85	±6	60	30	10	±8
<b>Not Experienced USC</b>	69	±1	85	13	2	±2
<b>Experienced SH</b>	84	±3	62	31	8	±4
<b>Not Experienced SH</b>	68	±1	86	12	2	±2
<b>FEMALES</b>						
<b>Total</b>	72	±2	82	16	3	±2
<b>Army</b>	74	±2	76	20	4	±3
<b>Navy</b>	76	±3	80	18	2	±3
<b>Marine Corps</b>	68	±9	91	9	1	±4
<b>Air Force</b>	67	±3	87	11	2	±3
<b>Enlisted</b>	73	±2	80	17	3	±2
<b>E1 – E4</b>	75	±3	79	17	3	±3
<b>E5 – E9</b>	72	±2	82	16	2	±2
<b>Officers</b>	66	±3	87	11	2	±3
<b>O1 – O3</b>	70	±4	87	12	1	±4
<b>O4 – O6</b>	61	±3	88	9	3	±3

Note. Percent responding are Service members who answered the question and had experienced discriminatory behavior (Q33).

34b. Continued	Percent Responding		Percentages			Max ME
			1	2	3	
<b>FEMALES (CONTINUED)</b>						
Experienced USC	84	±6	69	25	6	±7
Not Experienced USC	71	±2	84	14	2	±2
Experienced SH	83	±2	71	25	5	±3
Not Experienced SH	67	±2	88	10	1	±2
Deployed Past 12 Months	77	±3	76	21	3	±4
Not Deployed Past 12 Months	71	±2	84	14	2	±2
Army Enlisted	76	±3	75	21	4	±3
E1 – E4	79	±4	74	21	5	±5
Army Officers	67	±4	81	16	3	±5
Navy Enlisted	78	±3	79	18	2	±3
E1 – E4	79	±4	77	21	3	±5
Navy Officers	67	±5	87	12	1	±8
Marine Corps Enlisted	68	±9	90	9	1	±4
E1 – E4	66	±14	90	9	1	±6
Marine Corps Officers	68	±7	96	4	0	±3
Air Force Enlisted	68	±3	86	12	2	±3
E1 – E4	68	±6	86	11	3	±5
Air Force Officers	65	±4	93	6	1	±3
<b>MALES</b>						
Total	69	±2	84	14	3	±2
Army	71	±3	82	14	4	±3
Navy	73	±3	79	18	3	±3
Marine Corps	69	±3	87	11	2	±3
Air Force	63	±2	90	8	2	±2
Enlisted	71	±2	82	15	3	±2
E1 – E4	74	±3	81	15	4	±3
E5 – E9	69	±2	83	15	3	±2
Officers	58	±2	92	7	1	±1
O1 – O3	58	±2	92	7	1	±2
O4 – O6	58	±2	93	7	1	±2
Experienced USC	86	±9	55	34	12	±12
Not Experienced USC	69	±2	85	13	3	±2
Experienced SH	85	±4	54	36	10	±6
Not Experienced SH	68	±2	86	12	2	±2
Deployed Past 12 Months	73	±2	82	15	4	±3
Not Deployed Past 12 Months	67	±2	85	13	2	±2
Army Enlisted	73	±3	81	15	4	±3
E1 – E4	74	±5	83	12	5	±5
Army Officers	60	±2	90	9	1	±2
Navy Enlisted	75	±3	77	20	4	±3
E1 – E4	76	±6	71	23	5	±7
Navy Officers	58	±3	93	7	1	±2
Marine Corps Enlisted	71	±3	86	12	2	±3
E1 – E4	73	±5	85	12	2	±4
Marine Corps Officers	53	±5	96	3	1	±3
Air Force Enlisted	65	±3	89	9	2	±2
E1 – E4	70	±4	86	11	2	±4
Air Force Officers	57	±3	94	5	1	±2

**34. Do you consider ANY of the behaviors which you marked as happening to you in the previous question to have been...  
c. Age discrimination?**

1. None

2. Some

3. All

	Percent Responding		Percentages			Max ME
			1	2	3	
<b>TOTAL</b>	69	±1	89	10	1	±1
<b>Army</b>	71	±2	88	10	1	±2
<b>Navy</b>	73	±2	88	11	1	±2
<b>Marine Corps</b>	69	±3	90	9	1	±3
<b>Air Force</b>	64	±2	92	7	1	±2
<b>PAYGRADE</b>						
<b>Enlisted</b>	71	±2	88	10	1	±2
<b>E1 – E4</b>	73	±2	84	14	2	±2
E1 – E3	71	±4	79	19	1	±4
E4	75	±3	88	11	2	±3
<b>E5 – E9</b>	70	±2	92	7	1	±2
E5 – E6	72	±2	91	8	1	±2
E7 – E9	61	±2	94	6	0	±2
<b>Officers</b>	59	±2	95	5	0	±1
<b>W1 – W5</b>	60	±4	95	4	1	±3
<b>O1 – O3</b>	60	±2	94	6	0	±2
<b>O4 – O6</b>	58	±2	96	4	0	±1
<b>DEPLOYMENT</b>						
<b>Deployed Past 12 Months</b>	73	±2	89	11	1	±2
<b>Not Deployed Past 12 Months</b>	67	±2	90	9	1	±2
<b>RACE/ETHNICITY</b>						
<b>Non-Hispanic White</b>	68	±2	90	9	1	±2
<b>Total Minority</b>	71	±2	88	11	1	±2
Non-Hispanic Black	69	±3	89	10	1	±3
Hispanic	72	±3	88	11	1	±3
<b>EXPERIENCED BEHAVIORS</b>						
<b>Experienced USC</b>	84	±6	67	30	3	±9
<b>Not Experienced USC</b>	69	±1	91	9	1	±1
<b>Experienced SH</b>	84	±3	72	25	3	±4
<b>Not Experienced SH</b>	68	±1	92	8	1	±1
<b>FEMALES</b>						
<b>Total</b>	72	±2	87	11	1	±2
<b>Army</b>	74	±2	84	14	2	±3
<b>Navy</b>	76	±3	88	11	1	±3
<b>Marine Corps</b>	68	±9	86	14	0	±12
<b>Air Force</b>	68	±3	91	8	0	±2
<b>Enlisted</b>	73	±2	87	12	1	±2
<b>E1 – E4</b>	74	±3	81	16	2	±3
<b>E5 – E9</b>	72	±2	91	8	1	±2
<b>Officers</b>	66	±3	91	9	0	±3
<b>O1 – O3</b>	69	±4	89	10	1	±3
<b>O4 – O6</b>	61	±3	94	6	0	±2

Note. Percent responding are Service members who answered the question and had experienced discriminatory behavior (Q33).

34c. Continued	Percent Responding		Percentages			Max ME
			1	2	3	
<b>FEMALES (CONTINUED)</b>						
Experienced USC	83	±6	70	27	3	±7
Not Experienced USC	71	±2	90	9	1	±2
Experienced SH	83	±2	78	20	2	±3
Not Experienced SH	67	±2	93	6	1	±2
Deployed Past 12 Months	76	±3	84	14	2	±3
Not Deployed Past 12 Months	71	±2	88	10	1	±2
Army Enlisted	76	±3	83	15	2	±3
E1 – E4	79	±4	79	18	4	±5
Army Officers	67	±4	90	10	1	±4
Navy Enlisted	78	±3	87	12	1	±3
E1 – E4	78	±4	82	15	3	±5
Navy Officers	67	±5	92	8	0	±5
Marine Corps Enlisted	68	±9	85	15	0	±13
E1 – E4	65	±14	80	20	0	±20
Marine Corps Officers	68	±7	94	5	0	±4
Air Force Enlisted	68	±3	91	8	1	±3
E1 – E4	68	±6	84	15	1	±5
Air Force Officers	65	±4	91	9	0	±4
<b>MALES</b>						
Total	69	±2	90	9	1	±2
Army	70	±3	89	10	1	±3
Navy	72	±3	88	11	1	±3
Marine Corps	69	±3	90	9	1	±3
Air Force	63	±2	92	7	1	±2
Enlisted	71	±2	89	10	1	±2
E1 – E4	73	±3	85	14	1	±3
E5 – E9	69	±2	92	7	1	±2
Officers	58	±2	95	4	0	±1
O1 – O3	58	±2	95	5	0	±2
O4 – O6	58	±2	96	4	0	±2
Experienced USC	84	±9	65	32	3	±13
Not Experienced USC	68	±2	91	8	1	±2
Experienced SH	85	±4	66	30	4	±7
Not Experienced SH	68	±2	91	8	1	±2
Deployed Past 12 Months	72	±2	89	10	1	±2
Not Deployed Past 12 Months	67	±2	90	9	1	±2
Army Enlisted	72	±3	88	11	1	±3
E1 – E4	74	±5	87	11	2	±5
Army Officers	60	±2	96	4	0	±2
Navy Enlisted	75	±3	87	12	1	±3
E1 – E4	76	±6	80	19	2	±7
Navy Officers	58	±3	95	5	0	±2
Marine Corps Enlisted	71	±3	89	10	1	±3
E1 – E4	73	±5	86	13	1	±5
Marine Corps Officers	53	±5	99	1	0	±3
Air Force Enlisted	64	±3	91	8	1	±2
E1 – E4	70	±4	85	13	1	±5
Air Force Officers	57	±3	94	5	0	±2

**34. Do you consider ANY of the behaviors which you marked as happening to you in the previous question to have been...  
d. Religious discrimination?**

1. None

2. Some

3. All

	Percent Responding		Percentages			Max ME
			1	2	3	
<b>TOTAL</b>	69	±1	96	4	1	±1
<b>Army</b>	71	±2	95	4	1	±2
<b>Navy</b>	73	±2	95	4	1	±2
<b>Marine Corps</b>	69	±3	97	2	1	±2
<b>Air Force</b>	64	±2	97	2	1	±1
<b>PAYGRADE</b>						
<b>Enlisted</b>	71	±2	95	4	1	±1
<b>E1 – E4</b>	73	±2	94	5	1	±2
E1 – E3	71	±4	92	6	2	±4
E4	75	±3	96	4	1	±2
<b>E5 – E9</b>	70	±2	96	3	1	±1
E5 – E6	72	±2	96	3	1	±1
E7 – E9	62	±2	98	2	0	±1
<b>Officers</b>	59	±2	97	3	0	±1
<b>W1 – W5</b>	61	±4	98	2	0	±1
<b>O1 – O3</b>	60	±2	97	3	0	±1
<b>O4 – O6</b>	58	±2	97	3	0	±1
<b>DEPLOYMENT</b>						
<b>Deployed Past 12 Months</b>	73	±2	95	4	1	±2
<b>Not Deployed Past 12 Months</b>	68	±2	96	3	1	±1
<b>RACE/ETHNICITY</b>						
<b>Non-Hispanic White</b>	69	±2	96	3	1	±1
<b>Total Minority</b>	71	±2	95	4	1	±2
Non-Hispanic Black	70	±3	94	5	1	±3
Hispanic	73	±3	97	2	1	±2
<b>EXPERIENCED BEHAVIORS</b>						
<b>Experienced USC</b>	84	±6	77	21	3	±9
<b>Not Experienced USC</b>	69	±1	97	3	1	±1
<b>Experienced SH</b>	84	±3	86	12	3	±4
<b>Not Experienced SH</b>	68	±1	97	2	1	±1
<b>FEMALES</b>						
<b>Total</b>	72	±2	97	3	0	±1
<b>Army</b>	74	±2	96	3	1	±2
<b>Navy</b>	76	±3	97	3	1	±2
<b>Marine Corps</b>	68	±9	98	2	0	±2
<b>Air Force</b>	68	±3	98	2	0	±2
<b>Enlisted</b>	73	±2	97	3	0	±1
<b>E1 – E4</b>	75	±3	96	3	0	±2
<b>E5 – E9</b>	72	±2	97	2	0	±1
<b>Officers</b>	66	±3	97	2	0	±1
<b>O1 – O3</b>	69	±4	98	2	0	±2
<b>O4 – O6</b>	61	±3	97	3	0	±2

Note. Percent responding are Service members who answered the question and had experienced discriminatory behavior (Q33).



34d. Continued	Percent Responding		Percentages			Max ME
			1	2	3	
<b>FEMALES (CONTINUED)</b>						
Experienced USC	83	±6	95	3	2	±3
Not Experienced USC	71	±2	97	2	0	±1
Experienced SH	83	±2	94	5	1	±2
Not Experienced SH	67	±2	98	1	0	±1
Deployed Past 12 Months	76	±3	95	4	1	±3
Not Deployed Past 12 Months	71	±2	97	2	0	±1
Army Enlisted	76	±3	96	4	1	±3
E1 – E4	79	±4	95	5	1	±5
Army Officers	66	±4	98	2	0	±2
Navy Enlisted	78	±3	97	3	1	±2
E1 – E4	78	±4	95	4	1	±3
Navy Officers	67	±5	97	2	1	±3
Marine Corps Enlisted	68	±9	98	2	0	±2
E1 – E4	65	±14	98	2	0	±3
Marine Corps Officers	68	±7	98	2	0	±3
Air Force Enlisted	68	±3	98	2	0	±2
E1 – E4	69	±6	98	2	0	±3
Air Force Officers	66	±4	97	3	0	±2
<b>MALES</b>						
Total	69	±2	95	4	1	±1
Army	70	±3	94	4	1	±2
Navy	73	±3	95	4	1	±2
Marine Corps	69	±3	97	2	1	±2
Air Force	63	±2	97	3	1	±1
Enlisted	71	±2	95	4	1	±1
E1 – E4	73	±3	93	5	2	±2
E5 – E9	69	±2	96	3	1	±1
Officers	58	±2	97	3	0	±1
O1 – O3	58	±2	96	3	0	±2
O4 – O6	58	±2	97	3	0	±1
Experienced USC	84	±9	65	32	3	±13
Not Experienced USC	68	±2	96	3	1	±1
Experienced SH	85	±5	78	17	5	±6
Not Experienced SH	68	±2	97	3	1	±1
Deployed Past 12 Months	72	±2	95	4	1	±2
Not Deployed Past 12 Months	67	±2	95	4	1	±1
Army Enlisted	72	±3	94	5	2	±2
E1 – E4	74	±5	93	5	2	±4
Army Officers	60	±2	97	3	0	±1
Navy Enlisted	76	±3	95	5	1	±3
E1 – E4	76	±6	90	9	1	±6
Navy Officers	58	±3	97	3	0	±2
Marine Corps Enlisted	71	±3	96	3	1	±2
E1 – E4	73	±5	96	3	1	±3
Marine Corps Officers	53	±5	99	1	0	±3
Air Force Enlisted	64	±3	97	2	1	±2
E1 – E4	70	±4	97	2	1	±3
Air Force Officers	57	±3	96	4	0	±2

**34. Do you consider ANY of the behaviors which you marked as happening to you in the previous question to have been...  
e. Other?**

1. None

2. Some

3. All

	Percent Responding		Percentages			Max ME
			1	2	3	
<b>TOTAL</b>	68	±1	86	11	4	±1
<b>Army</b>	70	±2	85	11	4	±2
<b>Navy</b>	71	±2	84	13	3	±3
<b>Marine Corps</b>	68	±3	88	8	4	±3
<b>Air Force</b>	62	±2	88	9	3	±2
<b>PAYGRADE</b>						
<b>Enlisted</b>	70	±2	85	11	4	±2
<b>E1 – E4</b>	73	±2	84	12	4	±3
E1 – E3	70	±4	83	13	4	±4
E4	74	±3	85	11	4	±3
<b>E5 – E9</b>	68	±2	86	11	3	±2
E5 – E6	71	±2	86	11	3	±2
E7 – E9	60	±2	86	11	3	±3
<b>Officers</b>	58	±2	89	8	2	±1
<b>W1 – W5</b>	59	±4	90	8	2	±3
<b>O1 – O3</b>	59	±2	90	8	2	±2
<b>O4 – O6</b>	57	±2	89	9	3	±2
<b>DEPLOYMENT</b>						
<b>Deployed Past 12 Months</b>	71	±2	85	12	4	±2
<b>Not Deployed Past 12 Months</b>	66	±2	86	10	4	±2
<b>RACE/ETHNICITY</b>						
<b>Non-Hispanic White</b>	68	±2	86	10	4	±2
<b>Total Minority</b>	68	±2	85	12	3	±2
Non-Hispanic Black	67	±3	85	12	3	±3
Hispanic	70	±3	87	11	3	±3
<b>EXPERIENCED BEHAVIORS</b>						
<b>Experienced USC</b>	83	±6	68	26	6	±8
<b>Not Experienced USC</b>	67	±1	87	10	3	±1
<b>Experienced SH</b>	82	±3	73	20	6	±4
<b>Not Experienced SH</b>	66	±1	87	9	3	±2
<b>FEMALES</b>						
<b>Total</b>	70	±2	85	12	3	±2
<b>Army</b>	72	±2	83	13	3	±3
<b>Navy</b>	74	±3	83	13	3	±3
<b>Marine Corps</b>	67	±8	86	9	6	±13
<b>Air Force</b>	66	±3	87	10	3	±3
<b>Enlisted</b>	71	±2	84	12	4	±2
<b>E1 – E4</b>	73	±3	83	13	4	±3
<b>E5 – E9</b>	70	±2	85	12	3	±2
<b>Officers</b>	64	±3	87	10	3	±3
<b>O1 – O3</b>	67	±4	89	10	2	±3
<b>O4 – O6</b>	58	±3	84	12	5	±3

Note. Percent responding are Service members who answered the question and had experienced discriminatory behavior (Q33).

34e. Continued	Percent Responding		Percentages			Max ME
			1	2	3	
<b>FEMALES (CONTINUED)</b>						
Experienced USC	80	±6	77	17	6	±6
Not Experienced USC	69	±2	86	11	3	±2
Experienced SH	81	±2	78	17	5	±3
Not Experienced SH	65	±2	89	9	2	±2
Deployed Past 12 Months	74	±3	83	15	2	±3
Not Deployed Past 12 Months	69	±2	85	11	4	±2
Army Enlisted	74	±3	83	13	4	±3
E1 – E4	76	±4	81	15	4	±5
Army Officers	64	±4	85	12	3	±4
Navy Enlisted	76	±3	83	14	3	±3
E1 – E4	78	±4	83	15	3	±5
Navy Officers	64	±6	84	11	5	±5
Marine Corps Enlisted	67	±9	86	8	6	±15
E1 – E4	64	±14	83	8	9	±22
Marine Corps Officers	66	±7	84	12	4	±6
Air Force Enlisted	66	±3	86	10	4	±3
E1 – E4	68	±6	87	9	5	±5
Air Force Officers	62	±4	90	8	2	±4
<b>MALES</b>						
Total	68	±2	86	11	4	±2
Army	69	±3	85	11	4	±3
Navy	71	±3	84	13	3	±3
Marine Corps	69	±3	88	8	3	±3
Air Force	61	±2	89	8	3	±2
Enlisted	70	±2	85	11	4	±2
E1 – E4	73	±3	84	11	4	±3
E5 – E9	68	±2	86	10	3	±2
Officers	57	±2	90	8	2	±2
O1 – O3	57	±2	90	8	2	±2
O4 – O6	57	±2	90	8	2	±2
Experienced USC	86	±9	62	32	6	±12
Not Experienced USC	67	±2	87	10	3	±2
Experienced SH	84	±5	69	24	8	±6
Not Experienced SH	67	±2	87	9	3	±2
Deployed Past 12 Months	71	±2	85	11	4	±2
Not Deployed Past 12 Months	66	±2	87	10	3	±2
Army Enlisted	71	±3	84	12	4	±3
E1 – E4	73	±5	84	10	6	±5
Army Officers	59	±2	89	8	3	±2
Navy Enlisted	74	±3	83	13	4	±3
E1 – E4	75	±6	79	18	2	±6
Navy Officers	57	±3	89	9	2	±3
Marine Corps Enlisted	71	±3	88	8	4	±3
E1 – E4	73	±5	87	9	4	±5
Marine Corps Officers	52	±5	91	8	1	±4
Air Force Enlisted	63	±3	88	8	3	±3
E1 – E4	69	±5	86	9	5	±5
Air Force Officers	56	±3	91	7	2	±2

**34. Sex Discrimination incident rate: Constructed from Q33a-k, Q33lm, Q33n, and Q34a. Sex Discrimination can be defined as experiences of Evaluation, Assignment or Career discrimination.**

	Percent Responding		Percentages	Max ME	Sex Discrimination
			Incident Rate		
<b>TOTAL</b>	100	±0	4	±1	
<b>Army</b>	100	±0	4	±1	
<b>Navy</b>	100	±0	4	±1	
<b>Marine Corps</b>	100	±0	3	±1	
<b>Air Force</b>	100	±0	3	±1	
<b>PAYGRADE</b>					
<b>Enlisted</b>	100	±0	4	±1	
<b>E1 – E4</b>	100	±0	5	±1	
E1 – E3	100	±0	4	±2	
E4	100	±0	5	±2	
<b>E5 – E9</b>	100	±0	3	±1	
E5 – E6	100	±0	4	±1	
E7 – E9	100	±0	2	±1	
<b>Officers</b>	100	±0	4	±1	
<b>W1 – W5</b>	100	±0	2	±1	
<b>O1 – O3</b>	100	±0	4	±1	
<b>O4 – O6</b>	100	±0	3	±1	
<b>DEPLOYMENT</b>					
<b>Deployed Past 12 Months</b>	100	±0	4	±1	
<b>Not Deployed Past 12 Months</b>	100	±0	4	±1	
<b>RACE/ETHNICITY</b>					
<b>Non-Hispanic White</b>	100	±0	4	±1	
<b>Total Minority</b>	100	±0	4	±1	
Non-Hispanic Black	100	±0	4	±1	
Hispanic	100	±0	4	±2	
<b>EXPERIENCED BEHAVIORS</b>					
<b>Experienced USC</b>	100	±0	22	±7	■
<b>Not Experienced USC</b>	100	±0	3	±1	
<b>Experienced SH</b>	100	±0	21	±3	■
<b>Not Experienced SH</b>	100	±0	2	±1	
<b>FEMALES</b>					
<b>Total</b>	100	±0	13	±1	■
<b>Army</b>	100	±0	15	±2	■
<b>Navy</b>	100	±0	14	±3	■
<b>Marine Corps</b>	100	±0	18	±8	■
<b>Air Force</b>	100	±0	8	±2	■
<b>Enlisted</b>	100	±0	13	±2	■
<b>E1 – E4</b>	100	±0	13	±2	■
<b>E5 – E9</b>	100	±0	13	±2	■
<b>Officers</b>	100	±0	13	±2	■
<b>O1 – O3</b>	100	±0	13	±3	■
<b>O4 – O6</b>	100	±0	13	±2	■

Note. Percent responding are Service members who answered the question. Incident rates indicate the percentage of Service members who experienced Evaluation, Assignment, or Career discrimination in the 12 months before responding to the survey and who indicated that they considered at least some of the behaviors experienced to be sex discrimination (Q34/Q35). Cronbach's coefficient alpha without the inclusion of Q34a = 0.86.

34. Continued	Percent Responding		Percentages		Sex Discrimination
			Incident Rate	Max ME	
<b>FEMALES (CONTINUED)</b>					
Experienced USC	100	±0	31	±7	
Not Experienced USC	100	±0	11	±1	
Experienced SH	100	±0	27	±3	
Not Experienced SH	100	±0	6	±1	
Deployed Past 12 Months	100	±0	18	±3	
Not Deployed Past 12 Months	100	±0	11	±2	
Army Enlisted	100	±0	15	±3	
E1 – E4	100	±0	17	±4	
Army Officers	100	±0	14	±3	
Navy Enlisted	100	±0	14	±3	
E1 – E4	100	±0	12	±4	
Navy Officers	100	±0	16	±6	
Marine Corps Enlisted	100	±0	18	±8	
E1 – E4	100	±0	20	±14	
Marine Corps Officers	100	±0	15	±5	
Air Force Enlisted	100	±0	8	±2	
E1 – E4	100	±0	6	±3	
Air Force Officers	100	±0	10	±3	
<b>MALES</b>					
Total	100	±0	2	±1	
Army	100	±0	3	±1	
Navy	100	±0	2	±1	
Marine Corps	100	±0	2	±1	
Air Force	100	±0	2	±1	
Enlisted	100	±0	2	±1	
E1 – E4	100	±0	3	±2	
E5 – E9	100	±0	2	±1	
Officers	100	±0	2	±1	
O1 – O3	100	±0	2	±1	
O4 – O6	100	±0	1	±1	
Experienced USC	100	±0	16	±12	
Not Experienced USC	100	±0	2	±1	
Experienced SH	100	±0	15	±5	
Not Experienced SH	100	±0	2	±1	
Deployed Past 12 Months	100	±0	3	±1	
Not Deployed Past 12 Months	100	±0	2	±1	
Army Enlisted	100	±0	3	±2	
E1 – E4	100	±0	4	±3	
Army Officers	100	±0	2	±1	
Navy Enlisted	100	±0	3	±2	
E1 – E4	100	±0	3	±3	
Navy Officers	100	±0	2	±1	
Marine Corps Enlisted	100	±0	2	±1	
E1 – E4	100	±0	2	±2	
Marine Corps Officers	100	±0	1	±2	
Air Force Enlisted	100	±0	2	±1	
E1 – E4	100	±0	5	±3	
Air Force Officers	100	±0	2	±1	

**35. How often during the past 12 months have you been in situations involving Military Personnel (Active Duty or Reserve), DoD/Service Civilian Employees, and/or Contractors where one or more of these individuals (of either gender)...**

**a. Repeatedly told sexual stories or jokes that were offensive to you?**

1. Never  
 2. Once or twice  
 3. Sometimes  
 4. Often  
 5. Very often

	Percent Responding		Percentages					Max ME	Frequency of Behaviors		
			1	2	3	4	5				
<b>TOTAL</b>	100	±1	76	13	7	2	1	±1	1.4	±0.1	■
<b>Army</b>	100	±1	76	13	7	2	2	±2	1.4	±0.1	■
<b>Navy</b>	100	±1	72	15	8	3	1	±2	1.5	±0.1	■
<b>Marine Corps</b>	100	±1	79	13	5	2	2	±3	1.4	±0.1	■
<b>Air Force</b>	100	±1	80	12	5	1	1	±2	1.3	±0.1	■
<b>PAYGRADE</b>											
<b>Enlisted</b>	100	±1	76	13	7	2	2	±2	1.4	±0.1	■
<b>E1 – E4</b>	100	±1	75	12	8	2	2	±2	1.4	±0.1	■
E1 – E3	100	±1	76	11	8	3	2	±4	1.5	±0.1	■
E4	100	±1	75	13	8	2	2	±3	1.4	±0.1	■
<b>E5 – E9</b>	100	±1	77	13	6	2	1	±2	1.4	±0.1	■
E5 – E6	100	±1	76	13	7	2	1	±2	1.4	±0.1	■
E7 – E9	100	±1	82	13	4	1	0	±2	1.2	±0.1	■
<b>Officers</b>	100	±1	76	17	5	1	0	±2	1.3	±0.1	■
<b>W1 – W5</b>	100	±1	79	14	6	1	0	±4	1.3	±0.1	■
<b>O1 – O3</b>	100	±1	73	18	6	2	1	±2	1.4	±0.1	■
<b>O4 – O6</b>	100	±1	79	15	4	1	0	±2	1.3	±0.1	■
<b>DEPLOYMENT</b>											
<b>Deployed Past 12 Months</b>	100	±1	75	13	7	2	2	±2	1.4	±0.1	■
<b>Not Deployed Past 12 Months</b>	100	±1	77	14	6	2	1	±2	1.4	±0.1	■
<b>RACE/ETHNICITY</b>											
<b>Non-Hispanic White</b>	100	±1	78	13	6	2	1	±2	1.4	±0.1	■
<b>Total Minority</b>	100	±1	74	13	9	2	2	±2	1.4	±0.1	■
Non-Hispanic Black	100	±1	75	13	9	2	1	±3	1.4	±0.1	■
Hispanic	100	±1	74	13	8	2	2	±3	1.4	±0.1	■
<b>EXPERIENCED BEHAVIORS</b>											
<b>Experienced USC</b>	100	±1	33	28	19	12	8	±8	2.3	±0.2	■
<b>Not Experienced USC</b>	100	±1	79	13	6	2	1	±1	1.3	±0.1	■
<b>Experienced SH</b>	100	±1	20	34	26	12	8	±3	2.5	±0.1	■
<b>Not Experienced SH</b>	100	±1	82	11	5	1	1	±1	1.3	±0.1	■
<b>FEMALES</b>											
<b>Total</b>	100	±1	57	24	12	4	3	±2	1.7	±0.1	■
<b>Army</b>	100	±1	52	25	14	5	4	±3	1.8	±0.1	■
<b>Navy</b>	99	±1	53	25	14	5	3	±3	1.8	±0.1	■
<b>Marine Corps</b>	100	±1	49	32	13	4	3	±9	1.8	±0.2	■
<b>Air Force</b>	100	±1	66	21	8	3	2	±3	1.5	±0.1	■
<b>Enlisted</b>	100	±1	56	24	13	4	3	±2	1.8	±0.1	■
<b>E1 – E4</b>	100	±1	52	25	13	5	5	±3	1.9	±0.1	■
<b>E5 – E9</b>	100	±1	59	23	12	3	2	±3	1.7	±0.1	■
<b>Officers</b>	100	±1	61	27	9	3	1	±3	1.6	±0.1	■
<b>O1 – O3</b>	100	±1	56	30	10	4	1	±4	1.6	±0.1	■
<b>O4 – O6</b>	100	±1	71	21	7	1	0	±3	1.4	±0.1	■

Note. Percent responding are Service members who answered the question.

35a. Continued	Percent Responding		Percentages					Max ME	Frequency of Behaviors		
			1	2	3	4	5				
<b>FEMALES (CONTINUED)</b>											
Experienced USC	99	±1	23	34	20	13	11	±7	2.6	±0.2	
Not Experienced USC	100	±1	61	23	11	3	2	±2	1.6	±0.1	
Experienced SH	100	±1	18	38	24	11	8	±3	2.5	±0.1	
Not Experienced SH	100	±1	75	18	6	1	0	±2	1.3	±0.1	
Deployed Past 12 Months	100	±1	49	27	15	5	5	±3	1.9	±0.1	
Not Deployed Past 12 Months	100	±1	59	24	11	4	3	±2	1.7	±0.1	
Army Enlisted	100	±1	51	25	15	5	4	±3	1.9	±0.1	
E1 – E4	100	±1	48	25	15	6	6	±5	2.0	±0.2	
Army Officers	100	±1	57	28	10	4	1	±4	1.6	±0.1	
Navy Enlisted	99	±1	52	24	15	6	3	±4	1.8	±0.1	
E1 – E4	99	±1	50	23	16	7	4	±6	1.9	±0.2	
Navy Officers	100	±1	54	31	10	3	2	±6	1.7	±0.2	
Marine Corps Enlisted	100	±1	48	32	13	4	3	±10	1.8	±0.2	
E1 – E4	100	±0	44	36	11	5	4	±15	1.9	±0.2	
Marine Corps Officers	100	±0	51	33	10	4	1	±10	1.7	±0.2	
Air Force Enlisted	100	±1	65	21	8	3	2	±3	1.6	±0.1	
E1 – E4	100	±1	60	25	9	3	3	±6	1.6	±0.1	
Air Force Officers	100	±1	69	22	6	1	0	±4	1.4	±0.1	
<b>MALES</b>											
Total	100	±1	80	12	6	2	1	±2	1.3	±0.1	
Army	100	±1	80	11	6	2	1	±2	1.3	±0.1	
Navy	100	±1	75	14	8	2	1	±3	1.4	±0.1	
Marine Corps	100	±1	81	11	5	2	2	±3	1.3	±0.1	
Air Force	100	±1	84	10	4	1	1	±2	1.2	±0.1	
Enlisted	100	±1	80	11	6	2	1	±2	1.3	±0.1	
E1 – E4	100	±1	79	10	7	2	2	±3	1.4	±0.1	
E5 – E9	100	±1	80	12	6	2	1	±2	1.3	±0.1	
Officers	100	±1	79	15	5	1	0	±2	1.3	±0.1	
O1 – O3	100	±1	77	16	5	1	1	±2	1.3	±0.1	
O4 – O6	100	±1	80	14	4	1	0	±2	1.3	±0.1	
Experienced USC	100	±0	40	24	18	11	6	±12	2.2	±0.3	
Not Experienced USC	100	±1	81	11	5	1	1	±1	1.3	±0.1	
Experienced SH	100	±0	22	29	28	12	8	±6	2.6	±0.2	
Not Experienced SH	100	±1	83	10	5	1	1	±1	1.3	±0.1	
Deployed Past 12 Months	100	±1	78	12	6	2	2	±2	1.4	±0.1	
Not Deployed Past 12 Months	100	±1	80	12	6	2	1	±2	1.3	±0.1	
Army Enlisted	100	±1	80	10	6	2	1	±3	1.3	±0.1	
E1 – E4	100	±1	80	8	7	2	2	±5	1.4	±0.1	
Army Officers	100	±1	78	15	5	2	0	±3	1.3	±0.1	
Navy Enlisted	100	±1	75	13	8	3	1	±3	1.4	±0.1	
E1 – E4	100	±0	73	14	9	3	1	±6	1.5	±0.2	
Navy Officers	100	±1	77	16	5	1	1	±3	1.3	±0.1	
Marine Corps Enlisted	100	±1	80	11	5	2	2	±3	1.3	±0.1	
E1 – E4	100	±1	79	11	5	2	3	±4	1.4	±0.1	
Marine Corps Officers	100	±0	83	13	4	1	0	±4	1.2	±0.1	
Air Force Enlisted	100	±1	85	9	4	1	1	±2	1.2	±0.1	
E1 – E4	100	±1	84	8	6	1	1	±4	1.3	±0.1	
Air Force Officers	100	±1	80	15	4	1	0	±3	1.3	±0.1	

**35. How often during the past 12 months have you been in situations involving Military Personnel (Active Duty or Reserve), DoD/Service Civilian Employees, and/or Contractors where one or more of these individuals (of either gender)...**

**b. Referred to people of your gender in insulting or offensive terms?**

1. Never  
 2. Once or twice  
 3. Sometimes  
 4. Often  
 5. Very often

	Percent Responding		Percentages					Max ME	Frequency of Behaviors		
			1	2	3	4	5				
<b>TOTAL</b>	99	±1	77	12	7	2	1	±1	1.4	±0.1	█
<b>Army</b>	99	±1	76	12	8	3	1	±2	1.4	±0.1	█
<b>Navy</b>	99	±1	74	13	9	2	2	±2	1.4	±0.1	█
<b>Marine Corps</b>	100	±1	78	10	7	3	2	±3	1.4	±0.1	█
<b>Air Force</b>	100	±1	82	11	5	1	1	±2	1.3	±0.1	█
<b>PAYGRADE</b>											
<b>Enlisted</b>	99	±1	76	12	8	3	2	±2	1.4	±0.1	█
<b>E1 – E4</b>	100	±1	73	12	9	3	3	±2	1.5	±0.1	█
E1 – E3	100	±1	75	10	9	3	3	±4	1.5	±0.1	█
E4	100	±1	71	14	9	3	2	±3	1.5	±0.1	█
<b>E5 – E9</b>	99	±1	79	11	7	2	1	±2	1.3	±0.1	█
E5 – E6	100	±1	77	12	8	2	1	±2	1.4	±0.1	█
E7 – E9	99	±1	86	9	4	1	0	±2	1.2	±0.1	█
<b>Officers</b>	100	±1	81	12	5	1	0	±1	1.3	±0.1	█
<b>W1 – W5</b>	100	±1	83	12	4	1	0	±4	1.2	±0.1	█
<b>O1 – O3</b>	100	±1	78	13	6	1	1	±2	1.3	±0.1	█
<b>O4 – O6</b>	100	±1	85	11	4	0	0	±2	1.2	±0.1	█
<b>DEPLOYMENT</b>											
<b>Deployed Past 12 Months</b>	100	±1	75	12	8	3	2	±2	1.4	±0.1	█
<b>Not Deployed Past 12 Months</b>	99	±1	78	11	7	2	1	±2	1.4	±0.1	█
<b>RACE/ETHNICITY</b>											
<b>Non-Hispanic White</b>	99	±1	78	12	6	2	1	±2	1.4	±0.1	█
<b>Total Minority</b>	100	±1	76	12	9	3	2	±2	1.4	±0.1	█
Non-Hispanic Black	99	±1	78	11	8	2	1	±3	1.4	±0.1	█
Hispanic	100	±1	74	12	10	3	2	±3	1.5	±0.1	█
<b>EXPERIENCED BEHAVIORS</b>											
<b>Experienced USC</b>	100	±1	32	19	30	10	10	±8	2.5	±0.2	██████
<b>Not Experienced USC</b>	100	±1	80	11	6	2	1	±1	1.3	±0.1	█
<b>Experienced SH</b>	99	±1	26	28	27	11	9	±3	2.5	±0.1	██████
<b>Not Experienced SH</b>	99	±1	83	10	5	1	1	±1	1.3	±0.1	█
<b>FEMALES</b>											
<b>Total</b>	99	±1	57	20	13	6	4	±2	1.8	±0.1	█
<b>Army</b>	99	±1	51	23	15	7	4	±3	1.9	±0.1	█
<b>Navy</b>	99	±1	52	20	17	7	3	±3	1.9	±0.1	█
<b>Marine Corps</b>	100	±1	46	23	14	7	10	±9	2.1	±0.3	████
<b>Air Force</b>	99	±1	69	17	9	3	2	±3	1.5	±0.1	█
<b>Enlisted</b>	99	±1	57	19	14	6	4	±2	1.8	±0.1	█
<b>E1 – E4</b>	99	±1	52	20	15	7	6	±3	2.0	±0.1	████
<b>E5 – E9</b>	99	±1	61	19	13	5	3	±2	1.7	±0.1	█
<b>Officers</b>	99	±1	60	25	11	3	1	±3	1.6	±0.1	█
<b>O1 – O3</b>	99	±1	55	28	12	4	2	±4	1.7	±0.1	█
<b>O4 – O6</b>	99	±1	70	19	8	2	1	±3	1.4	±0.1	█

Note. Percent responding are Service members who answered the question.



35b. Continued	Percent Responding		Percentages					Max ME	Frequency of Behaviors		
			1	2	3	4	5				
<b>FEMALES (CONTINUED)</b>											
Experienced USC	99	±1	25	22	27	13	13	±7	2.7	±0.2	
Not Experienced USC	99	±1	61	20	12	5	3	±2	1.7	±0.1	
Experienced SH	99	±1	22	29	26	14	10	±3	2.6	±0.1	
Not Experienced SH	99	±1	75	16	7	2	1	±2	1.4	±0.1	
Deployed Past 12 Months	99	±1	47	23	17	7	6	±3	2.0	±0.1	
Not Deployed Past 12 Months	99	±1	61	19	12	5	3	±2	1.7	±0.1	
Army Enlisted	99	±1	50	23	15	7	5	±3	1.9	±0.1	
E1 – E4	100	±1	45	22	16	9	7	±5	2.1	±0.2	
Army Officers	99	±1	57	25	12	5	1	±4	1.7	±0.1	
Navy Enlisted	99	±1	52	19	18	8	4	±4	1.9	±0.1	
E1 – E4	99	±1	50	18	20	8	4	±6	2.0	±0.2	
Navy Officers	99	±1	55	28	13	3	2	±6	1.7	±0.2	
Marine Corps Enlisted	100	±1	46	22	15	7	11	±10	2.1	±0.3	
E1 – E4	100	±0	44	21	13	8	15	±15	2.3	±0.5	
Marine Corps Officers	99	±2	47	32	13	6	2	±10	1.8	±0.2	
Air Force Enlisted	100	±1	69	16	9	4	3	±3	1.6	±0.1	
E1 – E4	100	±0	63	20	10	4	3	±5	1.7	±0.1	
Air Force Officers	99	±1	68	22	8	1	1	±4	1.4	±0.1	
<b>MALES</b>											
Total	99	±1	81	10	6	2	1	±2	1.3	±0.1	
Army	99	±1	80	10	7	2	1	±3	1.3	±0.1	
Navy	99	±1	78	12	8	1	1	±3	1.4	±0.1	
Marine Corps	100	±1	80	9	7	2	2	±3	1.4	±0.1	
Air Force	100	±1	85	9	4	1	1	±2	1.2	±0.1	
Enlisted	99	±1	80	10	7	2	1	±2	1.3	±0.1	
E1 – E4	100	±1	77	11	8	2	2	±3	1.4	±0.1	
E5 – E9	99	±1	82	10	6	2	1	±2	1.3	±0.1	
Officers	100	±1	85	10	4	1	0	±2	1.2	±0.1	
O1 – O3	100	±1	84	10	5	1	1	±2	1.2	±0.1	
O4 – O6	100	±1	87	9	3	0	0	±2	1.2	±0.1	
Experienced USC	100	±0	36	17	32	8	8	±12	2.4	±0.3	
Not Experienced USC	100	±1	83	9	6	1	1	±1	1.3	±0.1	
Experienced SH	99	±1	30	27	27	8	9	±6	2.4	±0.2	
Not Experienced SH	99	±1	84	9	5	1	1	±1	1.3	±0.1	
Deployed Past 12 Months	100	±1	78	11	7	2	2	±2	1.4	±0.1	
Not Deployed Past 12 Months	99	±1	82	10	6	2	1	±2	1.3	±0.1	
Army Enlisted	99	±1	79	10	7	3	1	±3	1.4	±0.1	
E1 – E4	100	±1	76	11	9	4	1	±5	1.4	±0.1	
Army Officers	100	±1	84	10	5	1	1	±2	1.2	±0.1	
Navy Enlisted	99	±1	77	12	8	2	1	±3	1.4	±0.1	
E1 – E4	99	±2	73	13	10	2	2	±6	1.5	±0.2	
Navy Officers	100	±1	84	10	5	1	0	±3	1.2	±0.1	
Marine Corps Enlisted	100	±1	79	9	7	3	2	±3	1.4	±0.1	
E1 – E4	100	±1	77	9	8	3	3	±4	1.5	±0.1	
Marine Corps Officers	100	±1	89	8	2	1	0	±4	1.2	±0.1	
Air Force Enlisted	100	±1	85	9	5	1	1	±2	1.2	±0.1	
E1 – E4	100	±1	83	9	6	1	1	±4	1.3	±0.1	
Air Force Officers	100	±1	87	10	3	0	0	±2	1.2	±0.1	

35. How often during the past 12 months have you been in situations involving Military Personnel (Active Duty or Reserve), DoD/Service Civilian Employees, and/or Contractors where one or more of these individuals (of either gender)...

c. Made unwelcome attempts to draw you into a discussion of sexual matters (e.g., attempted to discuss or comment on your sex life)?

1. Never  
4. Often

2. Once or twice  
5. Very often

3. Sometimes

	Percent Responding		Percentages					Max ME	Frequency of Behaviors		
			1	2	3	4	5				
<b>TOTAL</b>	99	±1	81	10	6	2	1	±1	1.3	±0.1	█
<b>Army</b>	99	±1	80	9	7	2	2	±2	1.4	±0.1	█
<b>Navy</b>	99	±1	78	12	8	2	1	±2	1.4	±0.1	█
<b>Marine Corps</b>	99	±1	82	9	5	2	1	±3	1.3	±0.1	█
<b>Air Force</b>	99	±1	86	9	4	1	1	±2	1.2	±0.1	█
<b>PAYGRADE</b>											
<b>Enlisted</b>	99	±1	80	10	6	2	1	±2	1.3	±0.1	█
<b>E1 – E4</b>	99	±1	77	11	8	3	2	±2	1.4	±0.1	█
E1 – E3	100	±1	76	10	8	3	2	±4	1.4	±0.1	█
E4	99	±1	77	11	7	3	2	±3	1.4	±0.1	█
<b>E5 – E9</b>	99	±1	83	9	6	1	1	±2	1.3	±0.1	█
E5 – E6	99	±1	81	10	6	2	1	±2	1.3	±0.1	█
E7 – E9	100	±1	88	7	3	1	0	±2	1.2	±0.1	█
<b>Officers</b>	100	±1	86	10	3	1	0	±1	1.2	±0.1	█
<b>W1 – W5</b>	99	±1	88	7	4	1	0	±3	1.2	±0.1	█
<b>O1 – O3</b>	100	±1	83	11	4	1	1	±2	1.3	±0.1	█
<b>O4 – O6</b>	100	±1	89	8	2	0	0	±2	1.1	±0.1	█
<b>DEPLOYMENT</b>											
<b>Deployed Past 12 Months</b>	99	±1	79	10	7	2	2	±2	1.4	±0.1	█
<b>Not Deployed Past 12 Months</b>	99	±1	82	10	5	2	1	±2	1.3	±0.1	█
<b>RACE/ETHNICITY</b>											
<b>Non-Hispanic White</b>	100	±1	83	9	5	2	1	±2	1.3	±0.1	█
<b>Total Minority</b>	99	±1	79	10	7	2	2	±2	1.4	±0.1	█
Non-Hispanic Black	99	±1	81	9	7	2	1	±2	1.3	±0.1	█
Hispanic	99	±1	77	12	6	2	2	±3	1.4	±0.1	█
<b>EXPERIENCED BEHAVIORS</b>											
<b>Experienced USC</b>	100	±1	31	20	27	12	9	±8	2.5	±0.2	█
<b>Not Experienced USC</b>	99	±1	84	9	5	2	1	±1	1.3	±0.1	█
<b>Experienced SH</b>	100	±1	26	29	27	10	8	±3	2.5	±0.1	█
<b>Not Experienced SH</b>	99	±1	87	8	4	1	0	±1	1.2	±0.1	█
<b>FEMALES</b>											
<b>Total</b>	99	±1	68	16	9	4	2	±2	1.6	±0.1	█
<b>Army</b>	99	±1	61	19	11	5	3	±3	1.7	±0.1	█
<b>Navy</b>	99	±1	63	19	11	4	3	±3	1.6	±0.1	█
<b>Marine Corps</b>	100	±1	70	13	10	6	2	±7	1.6	±0.2	█
<b>Air Force</b>	100	±1	79	12	6	2	1	±3	1.3	±0.1	█
<b>Enlisted</b>	99	±1	67	16	10	4	3	±2	1.6	±0.1	█
<b>E1 – E4</b>	99	±1	61	18	11	6	4	±3	1.7	±0.1	█
<b>E5 – E9</b>	99	±1	71	15	9	3	2	±2	1.5	±0.1	█
<b>Officers</b>	99	±1	75	15	7	2	1	±3	1.4	±0.1	█
<b>O1 – O3</b>	99	±1	70	18	8	2	2	±4	1.5	±0.1	█
<b>O4 – O6</b>	99	±1	87	9	3	0	0	±3	1.2	±0.1	█

Note. Percent responding are Service members who answered the question.

35c. Continued	Percent Responding		Percentages					Max ME	Frequency of Behaviors		
			1	2	3	4	5				
<b>FEMALES (CONTINUED)</b>											
Experienced USC	100	±1	28	26	17	18	11	±8	2.6	±0.3	
Not Experienced USC	100	±1	72	15	8	3	1	±2	1.5	±0.1	
Experienced SH	99	±1	29	32	22	11	7	±3	2.4	±0.1	
Not Experienced SH	99	±1	88	9	3	0	0	±2	1.2	±0.1	
Deployed Past 12 Months	99	±1	58	21	12	5	4	±3	1.8	±0.1	
Not Deployed Past 12 Months	99	±1	72	15	8	3	2	±2	1.5	±0.1	
Army Enlisted	99	±1	59	19	12	6	4	±3	1.8	±0.1	
E1 – E4	99	±1	53	21	13	8	6	±5	1.9	±0.2	
Army Officers	100	±1	70	18	8	3	1	±4	1.5	±0.1	
Navy Enlisted	99	±1	62	19	12	4	3	±4	1.7	±0.1	
E1 – E4	99	±1	57	20	13	6	4	±6	1.8	±0.2	
Navy Officers	100	±1	72	16	8	1	3	±6	1.5	±0.2	
Marine Corps Enlisted	100	±1	69	13	10	6	2	±8	1.6	±0.2	
E1 – E4	100	±0	68	11	10	9	2	±12	1.7	±0.3	
Marine Corps Officers	100	±0	76	13	7	4	1	±6	1.4	±0.1	
Air Force Enlisted	100	±1	78	13	6	2	2	±3	1.4	±0.1	
E1 – E4	100	±1	73	16	6	2	3	±5	1.5	±0.1	
Air Force Officers	99	±1	83	12	4	1	0	±4	1.2	±0.1	
<b>MALES</b>											
Total	99	±1	83	9	5	2	1	±1	1.3	±0.1	
Army	99	±1	83	8	6	2	1	±2	1.3	±0.1	
Navy	100	±1	80	10	7	2	1	±3	1.3	±0.1	
Marine Corps	99	±1	83	9	5	2	1	±3	1.3	±0.1	
Air Force	99	±1	88	8	3	1	0	±2	1.2	±0.1	
Enlisted	99	±1	83	9	6	2	1	±2	1.3	±0.1	
E1 – E4	99	±1	79	9	7	3	2	±3	1.4	±0.1	
E5 – E9	99	±1	85	8	5	1	1	±2	1.2	±0.1	
Officers	100	±1	88	9	3	0	0	±2	1.2	±0.1	
O1 – O3	100	±1	86	10	3	1	0	±2	1.2	±0.1	
O4 – O6	100	±1	90	8	2	0	0	±2	1.1	±0.1	
Experienced USC	100	±0	34	17	33	8	8	±12	2.4	±0.3	
Not Experienced USC	99	±1	85	8	5	1	1	±1	1.2	±0.1	
Experienced SH	100	±1	24	26	31	10	9	±6	2.5	±0.2	
Not Experienced SH	99	±1	87	8	4	1	0	±1	1.2	±0.1	
Deployed Past 12 Months	99	±1	81	9	6	2	1	±2	1.3	±0.1	
Not Deployed Past 12 Months	99	±1	85	8	5	1	1	±2	1.3	±0.1	
Army Enlisted	99	±1	82	8	6	2	2	±3	1.3	±0.1	
E1 – E4	99	±1	80	8	6	3	3	±5	1.4	±0.1	
Army Officers	100	±1	86	9	4	0	0	±2	1.2	±0.1	
Navy Enlisted	99	±1	79	11	8	2	1	±3	1.3	±0.1	
E1 – E4	100	±0	75	12	10	2	1	±6	1.4	±0.1	
Navy Officers	100	±1	86	10	3	0	0	±3	1.2	±0.1	
Marine Corps Enlisted	99	±1	82	9	6	2	1	±3	1.3	±0.1	
E1 – E4	99	±1	79	10	6	3	2	±4	1.4	±0.1	
Marine Corps Officers	100	±1	90	8	1	0	0	±4	1.1	±0.1	
Air Force Enlisted	99	±1	87	8	3	1	0	±2	1.2	±0.1	
E1 – E4	99	±1	84	9	5	1	1	±4	1.2	±0.1	
Air Force Officers	100	±1	90	7	2	0	0	±2	1.1	±0.1	

**35. How often during the past 12 months have you been in situations involving Military Personnel (Active Duty or Reserve), DoD/Service Civilian Employees, and/or Contractors where one or more of these individuals (of either gender)...**

**d. Treated you "differently" because of your gender (e.g., mistreated, slighted, or ignored you)?**

1. Never  
2. Once or twice  
3. Sometimes  
4. Often  
5. Very often

	Percent Responding		Percentages					Max ME	Frequency of Behaviors		
			1	2	3	4	5				
<b>TOTAL</b>	99	±1	88	5	4	1	1	±1	1.2	±0.1	█
<b>Army</b>	99	±1	88	5	5	2	1	±2	1.2	±0.1	█
<b>Navy</b>	99	±1	85	6	6	2	1	±2	1.3	±0.1	█
<b>Marine Corps</b>	100	±1	91	4	3	1	1	±2	1.2	±0.1	█
<b>Air Force</b>	99	±1	90	5	3	1	1	±1	1.2	±0.1	█
<b>PAYGRADE</b>											
<b>Enlisted</b>	99	±1	88	5	5	1	1	±1	1.2	±0.1	█
<b>E1 – E4</b>	100	±1	85	6	6	2	1	±2	1.3	±0.1	█
E1 – E3	100	±1	86	5	5	2	2	±3	1.3	±0.1	█
E4	99	±1	85	6	6	2	1	±2	1.3	±0.1	█
<b>E5 – E9</b>	99	±1	90	5	4	1	1	±1	1.2	±0.1	█
E5 – E6	99	±1	89	5	4	1	1	±2	1.2	±0.1	█
E7 – E9	99	±1	93	4	2	0	0	±1	1.1	±0.1	█
<b>Officers</b>	99	±1	91	5	3	1	0	±1	1.2	±0.1	█
<b>W1 – W5</b>	99	±1	93	4	2	1	1	±2	1.1	±0.1	█
<b>O1 – O3</b>	99	±1	89	6	4	1	1	±2	1.2	±0.1	█
<b>O4 – O6</b>	99	±1	93	4	2	0	0	±1	1.1	±0.1	█
<b>DEPLOYMENT</b>											
<b>Deployed Past 12 Months</b>	99	±1	88	5	4	1	1	±2	1.2	±0.1	█
<b>Not Deployed Past 12 Months</b>	99	±1	88	5	4	1	1	±1	1.2	±0.1	█
<b>RACE/ETHNICITY</b>											
<b>Non-Hispanic White</b>	99	±1	90	4	4	1	1	±1	1.2	±0.1	█
<b>Total Minority</b>	99	±1	85	7	6	1	1	±2	1.3	±0.1	█
Non-Hispanic Black	99	±1	84	7	6	2	1	±2	1.3	±0.1	█
Hispanic	100	±1	86	6	6	1	1	±3	1.3	±0.1	█
<b>EXPERIENCED BEHAVIORS</b>											
<b>Experienced USC</b>	100	±1	48	15	18	11	8	±8	2.2	±0.2	█
<b>Not Experienced USC</b>	99	±1	90	5	4	1	1	±1	1.2	±0.1	█
<b>Experienced SH</b>	99	±1	45	20	20	8	7	±4	2.1	±0.1	█
<b>Not Experienced SH</b>	99	±1	93	3	3	1	0	±1	1.1	±0.1	█
<b>FEMALES</b>											
<b>Total</b>	99	±1	63	16	12	5	4	±2	1.7	±0.1	█
<b>Army</b>	99	±1	58	18	13	6	5	±3	1.8	±0.1	█
<b>Navy</b>	99	±1	60	16	15	6	4	±3	1.8	±0.1	█
<b>Marine Corps</b>	100	±1	53	15	18	8	6	±8	2.0	±0.3	█
<b>Air Force</b>	99	±1	72	14	8	2	2	±3	1.5	±0.1	█
<b>Enlisted</b>	99	±1	63	15	12	5	4	±2	1.7	±0.1	█
<b>E1 – E4</b>	99	±1	59	16	14	5	5	±3	1.8	±0.1	█
<b>E5 – E9</b>	99	±1	67	15	10	4	3	±2	1.6	±0.1	█
<b>Officers</b>	99	±1	63	19	12	4	2	±3	1.7	±0.1	█
<b>O1 – O3</b>	99	±1	61	20	12	5	2	±4	1.7	±0.1	█
<b>O4 – O6</b>	100	±1	67	17	11	3	2	±3	1.6	±0.1	█

Note. Percent responding are Service members who answered the question.

35d. Continued	Percent Responding		Percentages					Max ME	Frequency of Behaviors		
			1	2	3	4	5				
<b>FEMALES (CONTINUED)</b>											
Experienced USC	99	±1	35	17	20	14	14	±8	2.6	±0.3	
Not Experienced USC	99	±1	67	16	11	4	3	±2	1.6	±0.1	
Experienced SH	99	±1	31	24	24	12	10	±3	2.5	±0.1	
Not Experienced SH	99	±1	79	12	6	2	1	±2	1.3	±0.1	
Deployed Past 12 Months	99	±1	54	19	15	6	5	±3	1.9	±0.1	
Not Deployed Past 12 Months	99	±1	66	15	11	4	3	±2	1.6	±0.1	
Army Enlisted	99	±1	58	17	13	6	5	±3	1.8	±0.1	
E1 – E4	99	±1	54	17	14	8	7	±5	2.0	±0.2	
Army Officers	99	±1	58	21	12	6	3	±4	1.7	±0.1	
Navy Enlisted	99	±1	60	16	15	6	3	±4	1.8	±0.1	
E1 – E4	98	±2	59	15	18	5	4	±6	1.8	±0.2	
Navy Officers	100	±1	58	17	16	5	4	±6	1.8	±0.2	
Marine Corps Enlisted	100	±1	52	15	18	8	6	±9	2.0	±0.3	
E1 – E4	100	±0	46	12	23	9	8	±14	2.2	±0.4	
Marine Corps Officers	99	±1	55	20	16	6	3	±8	1.8	±0.2	
Air Force Enlisted	99	±1	73	14	8	2	3	±3	1.5	±0.1	
E1 – E4	100	±1	68	18	9	2	3	±5	1.5	±0.1	
Air Force Officers	99	±1	71	17	9	2	1	±4	1.5	±0.1	
<b>MALES</b>											
Total	99	±1	92	3	3	1	0	±1	1.1	±0.1	
Army	99	±1	92	3	3	1	1	±2	1.1	±0.1	
Navy	99	±1	90	4	5	1	0	±2	1.2	±0.1	
Marine Corps	100	±1	94	3	2	0	1	±2	1.1	±0.1	
Air Force	100	±1	95	3	2	1	0	±2	1.1	±0.1	
Enlisted	99	±1	92	3	3	1	1	±1	1.2	±0.1	
E1 – E4	100	±1	90	4	4	1	1	±2	1.2	±0.1	
E5 – E9	99	±1	93	3	3	1	0	±1	1.1	±0.1	
Officers	99	±1	96	2	1	0	0	±1	1.1	±0.1	
O1 – O3	99	±1	95	2	2	1	0	±2	1.1	±0.1	
O4 – O6	99	±1	97	2	1	0	0	±1	1.0	±0.1	
Experienced USC	100	±0	56	14	18	8	4	±12	1.9	±0.3	
Not Experienced USC	99	±1	94	3	2	1	0	±1	1.1	±0.1	
Experienced SH	99	±1	58	16	16	5	4	±6	1.8	±0.2	
Not Experienced SH	99	±1	95	2	2	0	0	±1	1.1	±0.1	
Deployed Past 12 Months	99	±1	92	4	3	1	1	±2	1.2	±0.1	
Not Deployed Past 12 Months	100	±1	93	3	3	1	0	±1	1.1	±0.1	
Army Enlisted	99	±1	92	3	4	1	1	±2	1.2	±0.1	
E1 – E4	99	±1	91	2	4	2	1	±4	1.2	±0.1	
Army Officers	99	±1	95	3	2	0	0	±2	1.1	±0.1	
Navy Enlisted	99	±1	89	5	5	1	0	±3	1.2	±0.1	
E1 – E4	100	±1	83	7	8	2	1	±5	1.3	±0.1	
Navy Officers	100	±1	96	2	2	0	0	±2	1.1	±0.1	
Marine Corps Enlisted	100	±1	93	3	2	0	1	±2	1.1	±0.1	
E1 – E4	100	±0	92	4	2	0	1	±3	1.1	±0.1	
Marine Corps Officers	99	±1	97	2	0	0	0	±2	1.0	±0.1	
Air Force Enlisted	100	±1	94	3	2	1	0	±2	1.1	±0.1	
E1 – E4	100	±1	93	3	3	1	1	±3	1.1	±0.1	
Air Force Officers	99	±1	97	2	1	0	0	±2	1.1	±0.1	

**35. How often during the past 12 months have you been in situations involving Military Personnel (Active Duty or Reserve), DoD/Service Civilian Employees, and/or Contractors where one or more of these individuals (of either gender)...**

**e. Made offensive remarks about your appearance, body, or sexual activities?**

1. Never  
2. Once or twice  
3. Sometimes  
4. Often  
5. Very often

	Percent Responding		Percentages					Max ME	Frequency of Behaviors		
			1	2	3	4	5				
<b>TOTAL</b>	99	±1	83	9	5	2	1	±1	1.3	±0.1	█
<b>Army</b>	99	±1	82	8	5	2	2	±2	1.3	±0.1	█
<b>Navy</b>	99	±1	79	10	8	2	1	±2	1.4	±0.1	█
<b>Marine Corps</b>	99	±1	82	10	5	2	1	±3	1.3	±0.1	█
<b>Air Force</b>	100	±1	89	7	3	1	1	±2	1.2	±0.1	█
<b>PAYGRADE</b>											
<b>Enlisted</b>	99	±1	81	9	6	2	1	±2	1.3	±0.1	█
<b>E1 – E4</b>	99	±1	75	12	8	3	2	±2	1.4	±0.1	█
E1 – E3	99	±1	75	12	7	4	2	±4	1.5	±0.1	█
E4	99	±1	76	12	8	2	2	±3	1.4	±0.1	█
<b>E5 – E9</b>	99	±1	86	7	5	1	1	±2	1.2	±0.1	█
E5 – E6	99	±1	83	8	6	2	1	±2	1.3	±0.1	█
E7 – E9	99	±1	93	4	2	0	0	±1	1.1	±0.1	█
<b>Officers</b>	99	±1	92	5	2	0	0	±1	1.1	±0.1	█
<b>W1 – W5</b>	99	±1	89	6	3	1	0	±5	1.2	±0.1	█
<b>O1 – O3</b>	99	±1	89	7	3	1	1	±2	1.2	±0.1	█
<b>O4 – O6</b>	100	±1	95	3	1	0	0	±1	1.1	±0.1	█
<b>DEPLOYMENT</b>											
<b>Deployed Past 12 Months</b>	99	±1	80	9	7	3	1	±2	1.4	±0.1	█
<b>Not Deployed Past 12 Months</b>	99	±1	84	9	5	1	1	±1	1.3	±0.1	█
<b>RACE/ETHNICITY</b>											
<b>Non-Hispanic White</b>	100	±1	83	9	5	2	1	±2	1.3	±0.1	█
<b>Total Minority</b>	99	±1	83	8	6	2	1	±2	1.3	±0.1	█
Non-Hispanic Black	99	±1	85	7	6	2	1	±2	1.3	±0.1	█
Hispanic	99	±1	82	9	5	2	2	±3	1.3	±0.1	█
<b>EXPERIENCED BEHAVIORS</b>											
<b>Experienced USC</b>	99	±1	34	25	20	11	10	±8	2.4	±0.2	█
<b>Not Experienced USC</b>	100	±1	85	8	5	2	1	±1	1.3	±0.1	█
<b>Experienced SH</b>	99	±1	31	29	23	9	9	±3	2.4	±0.1	█
<b>Not Experienced SH</b>	99	±1	89	6	3	1	0	±1	1.2	±0.1	█
<b>FEMALES</b>											
<b>Total</b>	99	±1	69	15	9	4	3	±2	1.6	±0.1	█
<b>Army</b>	99	±2	63	17	10	5	5	±3	1.7	±0.1	█
<b>Navy</b>	99	±1	65	16	11	4	3	±3	1.6	±0.1	█
<b>Marine Corps</b>	100	±1	62	18	11	7	2	±9	1.7	±0.2	█
<b>Air Force</b>	99	±1	80	12	4	2	2	±3	1.3	±0.1	█
<b>Enlisted</b>	99	±1	67	16	9	4	4	±2	1.6	±0.1	█
<b>E1 – E4</b>	99	±1	59	19	11	6	5	±3	1.8	±0.1	█
<b>E5 – E9</b>	99	±1	74	13	7	3	2	±2	1.5	±0.1	█
<b>Officers</b>	99	±1	79	12	6	2	1	±3	1.3	±0.1	█
<b>O1 – O3</b>	99	±1	74	16	7	2	1	±4	1.4	±0.1	█
<b>O4 – O6</b>	100	±1	89	7	4	1	0	±2	1.2	±0.1	█

Note. Percent responding are Service members who answered the question.

35e. Continued	Percent Responding		Percentages					Max ME	Frequency of Behaviors		
			1	2	3	4	5				
<b>FEMALES (CONTINUED)</b>											
Experienced USC	98	±2	27	24	23	10	16	±8	2.6	±0.2	
Not Experienced USC	99	±1	74	15	7	3	2	±2	1.4	±0.1	
Experienced SH	99	±1	31	31	20	9	9	±3	2.3	±0.1	
Not Experienced SH	99	±1	88	8	3	1	0	±2	1.2	±0.1	
Deployed Past 12 Months	99	±1	59	19	12	5	5	±3	1.8	±0.1	
Not Deployed Past 12 Months	99	±1	73	14	7	3	3	±2	1.5	±0.1	
Army Enlisted	99	±2	60	18	11	5	5	±3	1.8	±0.1	
E1 – E4	100	±1	52	21	12	7	8	±5	2.0	±0.2	
Army Officers	99	±1	75	14	7	2	1	±4	1.4	±0.1	
Navy Enlisted	99	±1	63	17	12	4	3	±4	1.7	±0.1	
E1 – E4	98	±2	58	17	16	5	4	±6	1.8	±0.2	
Navy Officers	100	±1	77	15	6	2	1	±6	1.4	±0.1	
Marine Corps Enlisted	100	±1	60	19	11	8	2	±10	1.7	±0.2	
E1 – E4	100	±0	50	22	15	10	2	±14	1.9	±0.3	
Marine Corps Officers	100	±0	77	14	6	2	1	±6	1.4	±0.1	
Air Force Enlisted	99	±1	79	13	4	2	2	±3	1.4	±0.1	
E1 – E4	99	±1	71	18	5	3	3	±5	1.5	±0.1	
Air Force Officers	99	±1	86	9	4	1	0	±4	1.2	±0.1	
<b>MALES</b>											
Total	99	±1	85	7	5	2	1	±1	1.3	±0.1	
Army	99	±1	85	7	5	2	1	±2	1.3	±0.1	
Navy	100	±1	81	9	7	2	1	±3	1.3	±0.1	
Marine Corps	99	±1	84	9	4	1	1	±3	1.3	±0.1	
Air Force	100	±1	91	5	3	1	1	±2	1.2	±0.1	
Enlisted	99	±1	83	8	6	2	1	±2	1.3	±0.1	
E1 – E4	99	±1	78	10	7	3	2	±3	1.4	±0.1	
E5 – E9	100	±1	87	6	4	1	1	±2	1.2	±0.1	
Officers	99	±1	94	4	2	0	0	±1	1.1	±0.1	
O1 – O3	99	±1	93	5	2	0	0	±2	1.1	±0.1	
O4 – O6	100	±1	96	3	1	0	0	±1	1.1	±0.1	
Experienced USC	99	±2	38	26	19	11	7	±12	2.2	±0.3	
Not Experienced USC	100	±1	87	7	4	1	1	±1	1.2	±0.1	
Experienced SH	100	±1	31	27	26	8	9	±6	2.4	±0.2	
Not Experienced SH	99	±1	89	6	4	1	0	±1	1.2	±0.1	
Deployed Past 12 Months	99	±1	83	7	6	2	1	±2	1.3	±0.1	
Not Deployed Past 12 Months	100	±1	87	7	4	1	1	±2	1.2	±0.1	
Army Enlisted	99	±1	84	7	5	2	1	±3	1.3	±0.1	
E1 – E4	99	±2	81	8	7	3	1	±5	1.3	±0.1	
Army Officers	99	±1	92	5	2	0	0	±2	1.1	±0.1	
Navy Enlisted	100	±1	78	10	8	2	1	±3	1.4	±0.1	
E1 – E4	100	±1	70	14	10	4	2	±6	1.5	±0.2	
Navy Officers	99	±1	94	4	2	0	0	±2	1.1	±0.1	
Marine Corps Enlisted	99	±1	82	10	5	2	1	±3	1.3	±0.1	
E1 – E4	99	±1	77	14	6	2	2	±5	1.4	±0.1	
Marine Corps Officers	100	±1	97	3	0	0	0	±2	1.0	±0.1	
Air Force Enlisted	100	±1	89	6	3	1	1	±2	1.2	±0.1	
E1 – E4	100	±0	84	8	6	1	1	±4	1.3	±0.1	
Air Force Officers	99	±1	96	3	1	0	0	±2	1.1	±0.1	

**35. How often during the past 12 months have you been in situations involving Military Personnel (Active Duty or Reserve), DoD/Service Civilian Employees, and/or Contractors where one or more of these individuals (of either gender)...**

**f. Made gestures or used body language of a sexual nature that embarrassed or offended you?**

1. Never  
 2. Once or twice  
 3. Sometimes  
 4. Often  
 5. Very often

	Percent Responding		Percentages					Max ME	Frequency of Behaviors		
			1	2	3	4	5				
<b>TOTAL</b>	99	±1	87	7	4	1	1	±1	1.2	±0.1	█
<b>Army</b>	99	±1	86	8	4	1	1	±2	1.2	±0.1	█
<b>Navy</b>	99	±1	84	9	5	1	1	±2	1.3	±0.1	█
<b>Marine Corps</b>	99	±1	88	6	3	1	1	±2	1.2	±0.1	█
<b>Air Force</b>	99	±1	91	6	2	0	0	±1	1.1	±0.1	█
<b>PAYGRADE</b>											
<b>Enlisted</b>	99	±1	87	7	4	1	1	±1	1.2	±0.1	█
<b>E1 – E4</b>	99	±1	84	9	5	1	1	±2	1.3	±0.1	█
E1 – E3	99	±1	84	8	5	1	2	±3	1.3	±0.1	█
E4	99	±1	84	9	5	1	1	±2	1.3	±0.1	█
<b>E5 – E9</b>	99	±1	89	6	3	1	0	±1	1.2	±0.1	█
E5 – E6	99	±1	88	7	4	1	1	±2	1.2	±0.1	█
E7 – E9	99	±1	93	5	2	0	0	±1	1.1	±0.1	█
<b>Officers</b>	99	±1	90	8	2	0	0	±1	1.1	±0.1	█
<b>W1 – W5</b>	99	±1	91	6	3	0	0	±3	1.1	±0.1	█
<b>O1 – O3</b>	99	±1	89	8	2	0	0	±2	1.2	±0.1	█
<b>O4 – O6</b>	99	±1	91	7	1	0	0	±2	1.1	±0.1	█
<b>DEPLOYMENT</b>											
<b>Deployed Past 12 Months</b>	99	±1	86	8	4	1	1	±2	1.2	±0.1	█
<b>Not Deployed Past 12 Months</b>	99	±1	88	7	3	1	1	±1	1.2	±0.1	█
<b>RACE/ETHNICITY</b>											
<b>Non-Hispanic White</b>	100	±1	88	7	3	1	1	±1	1.2	±0.1	█
<b>Total Minority</b>	99	±1	86	8	4	1	1	±2	1.2	±0.1	█
Non-Hispanic Black	99	±1	86	8	5	1	1	±2	1.2	±0.1	█
Hispanic	99	±1	85	8	4	1	1	±3	1.2	±0.1	█
<b>EXPERIENCED BEHAVIORS</b>											
<b>Experienced USC</b>	100	±1	35	30	22	6	7	±8	2.2	±0.2	█
<b>Not Experienced USC</b>	99	±1	89	7	3	1	1	±1	1.2	±0.1	█
<b>Experienced SH</b>	100	±1	35	35	18	6	6	±4	2.1	±0.1	█
<b>Not Experienced SH</b>	99	±1	93	4	2	0	0	±1	1.1	±0.1	█
<b>FEMALES</b>											
<b>Total</b>	99	±1	72	17	8	2	1	±2	1.4	±0.1	█
<b>Army</b>	99	±1	66	20	9	3	2	±3	1.5	±0.1	█
<b>Navy</b>	99	±1	67	19	10	2	1	±3	1.5	±0.1	█
<b>Marine Corps</b>	99	±1	67	20	7	5	1	±8	1.5	±0.2	█
<b>Air Force</b>	100	±1	82	12	4	1	1	±2	1.3	±0.1	█
<b>Enlisted</b>	99	±1	70	17	8	2	2	±2	1.5	±0.1	█
<b>E1 – E4</b>	99	±1	66	18	10	4	2	±3	1.6	±0.1	█
<b>E5 – E9</b>	99	±1	74	16	7	1	1	±2	1.4	±0.1	█
<b>Officers</b>	99	±1	80	14	5	1	1	±3	1.3	±0.1	█
<b>O1 – O3</b>	100	±1	76	16	6	1	1	±4	1.3	±0.1	█
<b>O4 – O6</b>	99	±1	87	10	2	0	0	±2	1.2	±0.1	█

Note. Percent responding are Service members who answered the question.



35f. Continued	Percent Responding		Percentages					Max ME	Frequency of Behaviors		
			1	2	3	4	5				
<b>FEMALES (CONTINUED)</b>											
Experienced USC	100	±1	29	32	23	9	7	±7	2.3	±0.2	
Not Experienced USC	99	±1	76	15	6	1	1	±2	1.4	±0.1	
Experienced SH	99	±1	34	36	19	6	4	±3	2.1	±0.1	
Not Experienced SH	99	±1	90	7	2	0	0	±2	1.1	±0.1	
Deployed Past 12 Months	99	±1	62	22	12	3	2	±3	1.6	±0.1	
Not Deployed Past 12 Months	99	±1	75	15	6	2	1	±2	1.4	±0.1	
Army Enlisted	99	±1	64	21	10	3	2	±3	1.6	±0.1	
E1 – E4	98	±2	59	21	12	5	3	±5	1.7	±0.2	
Army Officers	99	±1	76	16	6	1	1	±4	1.3	±0.1	
Navy Enlisted	99	±1	65	20	11	2	2	±4	1.6	±0.1	
E1 – E4	99	±1	60	20	14	4	2	±6	1.7	±0.1	
Navy Officers	100	±1	77	16	6	1	1	±6	1.3	±0.1	
Marine Corps Enlisted	99	±1	66	20	8	5	1	±9	1.5	±0.2	
E1 – E4	99	±1	61	23	8	7	1	±14	1.6	±0.3	
Marine Corps Officers	99	±2	73	21	3	2	0	±6	1.3	±0.1	
Air Force Enlisted	100	±1	81	12	4	1	1	±3	1.3	±0.1	
E1 – E4	100	±1	79	13	5	1	2	±4	1.3	±0.1	
Air Force Officers	100	±1	86	11	3	0	0	±3	1.2	±0.1	
<b>MALES</b>											
Total	99	±1	90	6	3	1	1	±1	1.2	±0.1	
Army	99	±1	90	6	3	1	1	±2	1.2	±0.1	
Navy	99	±1	87	8	4	1	1	±2	1.2	±0.1	
Marine Corps	99	±1	90	6	3	1	1	±2	1.2	±0.1	
Air Force	99	±1	94	4	2	0	0	±2	1.1	±0.1	
Enlisted	99	±1	90	6	3	1	1	±1	1.2	±0.1	
E1 – E4	99	±1	87	7	4	1	1	±2	1.2	±0.1	
E5 – E9	99	±1	92	5	3	1	0	±1	1.1	±0.1	
Officers	99	±1	92	6	1	0	0	±1	1.1	±0.1	
O1 – O3	99	±1	92	6	2	0	0	±2	1.1	±0.1	
O4 – O6	99	±1	92	7	1	0	0	±2	1.1	±0.1	
Experienced USC	100	±0	40	28	21	5	6	±12	2.1	±0.3	
Not Experienced USC	99	±1	91	5	2	1	1	±1	1.1	±0.1	
Experienced SH	100	±1	36	33	18	6	7	±6	2.1	±0.2	
Not Experienced SH	99	±1	93	4	2	0	0	±1	1.1	±0.1	
Deployed Past 12 Months	99	±1	89	6	4	1	1	±2	1.2	±0.1	
Not Deployed Past 12 Months	99	±1	91	6	3	1	1	±1	1.1	±0.1	
Army Enlisted	99	±1	90	5	3	1	1	±2	1.2	±0.1	
E1 – E4	99	±1	87	6	4	1	1	±4	1.2	±0.1	
Army Officers	99	±1	91	7	2	0	0	±2	1.1	±0.1	
Navy Enlisted	99	±1	86	8	5	1	1	±3	1.2	±0.1	
E1 – E4	100	±1	81	10	6	1	1	±5	1.3	±0.1	
Navy Officers	99	±1	91	7	2	0	0	±2	1.1	±0.1	
Marine Corps Enlisted	99	±1	89	6	3	1	1	±3	1.2	±0.1	
E1 – E4	99	±1	88	6	3	1	2	±4	1.2	±0.1	
Marine Corps Officers	100	±1	95	4	1	0	0	±4	1.1	±0.1	
Air Force Enlisted	99	±1	94	4	2	0	0	±2	1.1	±0.1	
E1 – E4	99	±1	93	4	2	0	0	±3	1.1	±0.1	
Air Force Officers	99	±1	93	6	1	0	0	±2	1.1	±0.1	

35. How often during the past 12 months have you been in situations involving Military Personnel (Active Duty or Reserve), DoD/Service Civilian Employees, and/or Contractors where one or more of these individuals (of either gender)...

g. Made offensive sexist remarks (e.g., suggesting that people of your gender are not suited for the kind of work you do)?

1. Never  
4. Often

2. Once or twice  
5. Very often

3. Sometimes

	Percent Responding		Percentages					Max ME	Frequency of Behaviors		
			1	2	3	4	5				
<b>TOTAL</b>	99	±1	93	4	2	1	0	±1	1.1	±0.1	
<b>Army</b>	99	±1	91	4	3	1	1	±2	1.2	±0.1	
<b>Navy</b>	99	±1	91	4	4	1	0	±2	1.2	±0.1	
<b>Marine Corps</b>	99	±1	95	3	1	1	1	±2	1.1	±0.1	
<b>Air Force</b>	99	±1	95	3	1	0	0	±1	1.1	±0.1	
<b>PAYGRADE</b>											
<b>Enlisted</b>	99	±1	92	4	3	1	0	±1	1.1	±0.1	
<b>E1 – E4</b>	99	±1	90	4	4	1	1	±2	1.2	±0.1	
E1 – E3	99	±1	90	4	4	1	1	±3	1.2	±0.1	
E4	99	±1	90	5	4	1	1	±2	1.2	±0.1	
<b>E5 – E9</b>	99	±1	94	3	2	1	0	±1	1.1	±0.1	
E5 – E6	99	±1	93	4	2	1	0	±1	1.1	±0.1	
E7 – E9	99	±1	97	2	1	0	0	±1	1.0	±0.1	
<b>Officers</b>	99	±1	96	3	1	0	0	±1	1.1	±0.1	
<b>W1 – W5</b>	99	±1	95	3	1	0	0	±2	1.1	±0.1	
<b>O1 – O3</b>	99	±1	94	4	1	0	0	±1	1.1	±0.1	
<b>O4 – O6</b>	99	±1	98	2	0	0	0	±1	1.0	±0.1	
<b>DEPLOYMENT</b>											
<b>Deployed Past 12 Months</b>	99	±1	92	4	3	1	0	±2	1.1	±0.1	
<b>Not Deployed Past 12 Months</b>	99	±1	93	3	2	1	0	±1	1.1	±0.1	
<b>RACE/ETHNICITY</b>											
<b>Non-Hispanic White</b>	99	±1	94	3	2	1	0	±1	1.1	±0.1	
<b>Total Minority</b>	99	±1	91	5	3	1	1	±1	1.2	±0.1	
Non-Hispanic Black	99	±1	89	5	4	1	1	±2	1.2	±0.1	
Hispanic	99	±1	92	4	2	1	1	±2	1.1	±0.1	
<b>EXPERIENCED BEHAVIORS</b>											
<b>Experienced USC</b>	100	±1	44	21	18	10	7	±8	2.1	±0.2	█
<b>Not Experienced USC</b>	99	±1	94	3	2	0	0	±1	1.1	±0.1	
<b>Experienced SH</b>	99	±1	55	22	12	7	4	±4	1.8	±0.1	█
<b>Not Experienced SH</b>	99	±1	97	2	1	0	0	±1	1.1	±0.1	
<b>FEMALES</b>											
<b>Total</b>	99	±1	76	13	6	3	2	±2	1.4	±0.1	█
<b>Army</b>	99	±1	68	16	7	5	3	±3	1.6	±0.1	█
<b>Navy</b>	99	±1	73	15	7	3	2	±3	1.5	±0.1	█
<b>Marine Corps</b>	99	±1	73	15	6	5	2	±8	1.5	±0.2	█
<b>Air Force</b>	99	±1	87	8	3	1	1	±2	1.2	±0.1	
<b>Enlisted</b>	99	±1	74	13	6	4	2	±2	1.5	±0.1	█
<b>E1 – E4</b>	99	±1	68	15	8	5	3	±3	1.6	±0.1	█
<b>E5 – E9</b>	99	±1	80	12	5	2	1	±2	1.3	±0.1	█
<b>Officers</b>	100	±1	84	10	3	1	1	±2	1.2	±0.1	
<b>O1 – O3</b>	100	±1	80	13	4	1	1	±3	1.3	±0.1	█
<b>O4 – O6</b>	100	±1	93	5	1	1	0	±2	1.1	±0.1	

Note. Percent responding are Service members who answered the question.

35g. Continued	Percent Responding		Percentages					Max ME	Frequency of Behaviors		
			1	2	3	4	5				
<b>FEMALES (CONTINUED)</b>											
Experienced USC	99	±1	29	27	15	16	14	±8	2.6	±0.3	
Not Experienced USC	99	±1	81	12	5	2	1	±2	1.3	±0.1	
Experienced SH	99	±1	42	30	13	9	6	±3	2.1	±0.1	
Not Experienced SH	99	±1	93	5	2	0	0	±2	1.1	±0.1	
Deployed Past 12 Months	99	±1	66	18	7	6	3	±3	1.6	±0.1	
Not Deployed Past 12 Months	99	±1	79	11	5	2	2	±2	1.4	±0.1	
Army Enlisted	98	±1	66	17	8	6	4	±3	1.6	±0.1	
E1 – E4	98	±2	59	18	10	8	5	±5	1.8	±0.2	
Army Officers	99	±1	79	13	5	2	1	±4	1.3	±0.1	
Navy Enlisted	99	±1	71	16	7	3	2	±4	1.5	±0.1	
E1 – E4	99	±2	64	17	11	5	3	±6	1.7	±0.2	
Navy Officers	100	±1	83	10	3	1	2	±7	1.3	±0.2	
Marine Corps Enlisted	99	±1	72	15	6	5	2	±8	1.5	±0.2	
E1 – E4	99	±1	69	14	7	7	2	±14	1.6	±0.3	
Marine Corps Officers	99	±2	81	13	4	1	1	±5	1.3	±0.1	
Air Force Enlisted	99	±1	86	8	4	1	1	±3	1.2	±0.1	
E1 – E4	99	±1	83	9	5	2	2	±4	1.3	±0.1	
Air Force Officers	100	±1	91	6	1	0	0	±3	1.1	±0.1	
<b>MALES</b>											
Total	99	±1	95	2	2	0	0	±1	1.1	±0.1	
Army	99	±1	95	2	2	0	0	±2	1.1	±0.1	
Navy	99	±1	94	2	3	1	0	±2	1.1	±0.1	
Marine Corps	100	±1	96	2	1	0	1	±2	1.1	±0.1	
Air Force	99	±1	97	2	1	0	0	±1	1.0	±0.1	
Enlisted	99	±1	95	2	2	0	0	±1	1.1	±0.1	
E1 – E4	99	±1	94	3	3	1	0	±2	1.1	±0.1	
E5 – E9	99	±1	96	2	2	0	0	±1	1.1	±0.1	
Officers	99	±1	98	2	1	0	0	±1	1.0	±0.1	
O1 – O3	99	±1	97	2	1	0	0	±1	1.0	±0.1	
O4 – O6	99	±1	99	1	0	0	0	±1	1.0	±0.1	
Experienced USC	100	±0	54	17	20	6	2	±12	1.8	±0.3	
Not Experienced USC	99	±1	96	2	1	0	0	±1	1.1	±0.1	
Experienced SH	100	±1	68	15	11	4	2	±6	1.6	±0.2	
Not Experienced SH	99	±1	97	1	1	0	0	±1	1.0	±0.1	
Deployed Past 12 Months	99	±1	95	3	2	0	0	±2	1.1	±0.1	
Not Deployed Past 12 Months	99	±1	96	2	2	0	0	±1	1.1	±0.1	
Army Enlisted	99	±1	95	2	2	0	0	±2	1.1	±0.1	
E1 – E4	99	±1	94	3	3	0	0	±3	1.1	±0.1	
Army Officers	99	±1	97	2	1	0	0	±1	1.0	±0.1	
Navy Enlisted	99	±1	93	2	3	1	0	±2	1.1	±0.1	
E1 – E4	99	±2	90	3	5	1	0	±5	1.2	±0.1	
Navy Officers	99	±1	97	2	1	0	0	±1	1.0	±0.1	
Marine Corps Enlisted	100	±1	96	2	1	1	1	±2	1.1	±0.1	
E1 – E4	100	±1	95	2	1	1	1	±3	1.1	±0.1	
Marine Corps Officers	99	±1	99	1	0	0	0	±2	1.0	±0.1	
Air Force Enlisted	99	±1	97	2	1	0	0	±2	1.0	±0.1	
E1 – E4	99	±1	96	2	2	0	0	±3	1.1	±0.1	
Air Force Officers	99	±1	99	1	0	0	0	±1	1.0	±0.1	

**35. How often during the past 12 months have you been in situations involving Military Personnel (Active Duty or Reserve), DoD/Service Civilian Employees, and/or Contractors where one or more of these individuals (of either gender)...**

**h. Made unwanted attempts to establish a romantic sexual relationship with you despite your efforts to discourage it?**

1. Never  
2. Once or twice  
3. Sometimes  
4. Often  
5. Very often

	Percent Responding		Percentages					Max ME	Frequency of Behaviors		
			1	2	3	4	5				
<b>TOTAL</b>	100	±1	76	13	7	2	1	±1	1.4	±0.1	■
<b>Army</b>	100	±1	76	13	7	2	2	±2	1.4	±0.1	■
<b>Navy</b>	100	±1	72	15	8	3	1	±2	1.5	±0.1	■
<b>Marine Corps</b>	100	±1	79	13	5	2	2	±3	1.4	±0.1	■
<b>Air Force</b>	100	±1	80	12	5	1	1	±2	1.3	±0.1	■
<b>PAYGRADE</b>											
<b>Enlisted</b>	100	±1	76	13	7	2	2	±2	1.4	±0.1	■
<b>E1 – E4</b>	100	±1	75	12	8	2	2	±2	1.4	±0.1	■
E1 – E3	100	±1	76	11	8	3	2	±4	1.5	±0.1	■
E4	100	±1	75	13	8	2	2	±3	1.4	±0.1	■
<b>E5 – E9</b>	100	±1	77	13	6	2	1	±2	1.4	±0.1	■
E5 – E6	100	±1	76	13	7	2	1	±2	1.4	±0.1	■
E7 – E9	100	±1	82	13	4	1	0	±2	1.2	±0.1	■
<b>Officers</b>	100	±1	76	17	5	1	0	±2	1.3	±0.1	■
<b>W1 – W5</b>	100	±1	79	14	6	1	0	±4	1.3	±0.1	■
<b>O1 – O3</b>	100	±1	73	18	6	2	1	±2	1.4	±0.1	■
<b>O4 – O6</b>	100	±1	79	15	4	1	0	±2	1.3	±0.1	■
<b>DEPLOYMENT</b>											
<b>Deployed Past 12 Months</b>	100	±1	75	13	7	2	2	±2	1.4	±0.1	■
<b>Not Deployed Past 12 Months</b>	100	±1	77	14	6	2	1	±2	1.4	±0.1	■
<b>RACE/ETHNICITY</b>											
<b>Non-Hispanic White</b>	100	±1	78	13	6	2	1	±2	1.4	±0.1	■
<b>Total Minority</b>	100	±1	74	13	9	2	2	±2	1.4	±0.1	■
Non-Hispanic Black	100	±1	75	13	9	2	1	±3	1.4	±0.1	■
Hispanic	100	±1	74	13	8	2	2	±3	1.4	±0.1	■
<b>EXPERIENCED BEHAVIORS</b>											
<b>Experienced USC</b>	100	±1	33	28	19	12	8	±8	2.3	±0.2	■
<b>Not Experienced USC</b>	100	±1	79	13	6	2	1	±1	1.3	±0.1	■
<b>Experienced SH</b>	100	±1	20	34	26	12	8	±3	2.5	±0.1	■
<b>Not Experienced SH</b>	100	±1	82	11	5	1	1	±1	1.3	±0.1	■
<b>FEMALES</b>											
<b>Total</b>	100	±1	57	24	12	4	3	±2	1.7	±0.1	■
<b>Army</b>	100	±1	52	25	14	5	4	±3	1.8	±0.1	■
<b>Navy</b>	99	±1	53	25	14	5	3	±3	1.8	±0.1	■
<b>Marine Corps</b>	100	±1	49	32	13	4	3	±9	1.8	±0.2	■
<b>Air Force</b>	100	±1	66	21	8	3	2	±3	1.5	±0.1	■
<b>Enlisted</b>	100	±1	56	24	13	4	3	±2	1.8	±0.1	■
<b>E1 – E4</b>	100	±1	52	25	13	5	5	±3	1.9	±0.1	■
<b>E5 – E9</b>	100	±1	59	23	12	3	2	±3	1.7	±0.1	■
<b>Officers</b>	100	±1	61	27	9	3	1	±3	1.6	±0.1	■
<b>O1 – O3</b>	100	±1	56	30	10	4	1	±4	1.6	±0.1	■
<b>O4 – O6</b>	100	±1	71	21	7	1	0	±3	1.4	±0.1	■

Note. Percent responding are Service members who answered the question.

35h. Continued	Percent Responding		Percentages					Max ME	Frequency of Behaviors		
			1	2	3	4	5				
<b>FEMALES (CONTINUED)</b>											
Experienced USC	99	±1	23	34	20	13	11	±7	2.6	±0.2	
Not Experienced USC	100	±1	61	23	11	3	2	±2	1.6	±0.1	
Experienced SH	100	±1	18	38	24	11	8	±3	2.5	±0.1	
Not Experienced SH	100	±1	75	18	6	1	0	±2	1.3	±0.1	
Deployed Past 12 Months	100	±1	49	27	15	5	5	±3	1.9	±0.1	
Not Deployed Past 12 Months	100	±1	59	24	11	4	3	±2	1.7	±0.1	
Army Enlisted	100	±1	51	25	15	5	4	±3	1.9	±0.1	
E1 – E4	100	±1	48	25	15	6	6	±5	2.0	±0.2	
Army Officers	100	±1	57	28	10	4	1	±4	1.6	±0.1	
Navy Enlisted	99	±1	52	24	15	6	3	±4	1.8	±0.1	
E1 – E4	99	±1	50	23	16	7	4	±6	1.9	±0.2	
Navy Officers	100	±1	54	31	10	3	2	±6	1.7	±0.2	
Marine Corps Enlisted	100	±1	48	32	13	4	3	±10	1.8	±0.2	
E1 – E4	100	±0	44	36	11	5	4	±15	1.9	±0.2	
Marine Corps Officers	100	±0	51	33	10	4	1	±10	1.7	±0.2	
Air Force Enlisted	100	±1	65	21	8	3	2	±3	1.6	±0.1	
E1 – E4	100	±1	60	25	9	3	3	±6	1.6	±0.1	
Air Force Officers	100	±1	69	22	6	1	0	±4	1.4	±0.1	
<b>MALES</b>											
Total	100	±1	80	12	6	2	1	±2	1.3	±0.1	
Army	100	±1	80	11	6	2	1	±2	1.3	±0.1	
Navy	100	±1	75	14	8	2	1	±3	1.4	±0.1	
Marine Corps	100	±1	81	11	5	2	2	±3	1.3	±0.1	
Air Force	100	±1	84	10	4	1	1	±2	1.2	±0.1	
Enlisted	100	±1	80	11	6	2	1	±2	1.3	±0.1	
E1 – E4	100	±1	79	10	7	2	2	±3	1.4	±0.1	
E5 – E9	100	±1	80	12	6	2	1	±2	1.3	±0.1	
Officers	100	±1	79	15	5	1	0	±2	1.3	±0.1	
O1 – O3	100	±1	77	16	5	1	1	±2	1.3	±0.1	
O4 – O6	100	±1	80	14	4	1	0	±2	1.3	±0.1	
Experienced USC	100	±0	40	24	18	11	6	±12	2.2	±0.3	
Not Experienced USC	100	±1	81	11	5	1	1	±1	1.3	±0.1	
Experienced SH	100	±0	22	29	28	12	8	±6	2.6	±0.2	
Not Experienced SH	100	±1	83	10	5	1	1	±1	1.3	±0.1	
Deployed Past 12 Months	100	±1	78	12	6	2	2	±2	1.4	±0.1	
Not Deployed Past 12 Months	100	±1	80	12	6	2	1	±2	1.3	±0.1	
Army Enlisted	100	±1	80	10	6	2	1	±3	1.3	±0.1	
E1 – E4	100	±1	80	8	7	2	2	±5	1.4	±0.1	
Army Officers	100	±1	78	15	5	2	0	±3	1.3	±0.1	
Navy Enlisted	100	±1	75	13	8	3	1	±3	1.4	±0.1	
E1 – E4	100	±0	73	14	9	3	1	±6	1.5	±0.2	
Navy Officers	100	±1	77	16	5	1	1	±3	1.3	±0.1	
Marine Corps Enlisted	100	±1	80	11	5	2	2	±3	1.3	±0.1	
E1 – E4	100	±1	79	11	5	2	3	±4	1.4	±0.1	
Marine Corps Officers	100	±0	83	13	4	1	0	±4	1.2	±0.1	
Air Force Enlisted	100	±1	85	9	4	1	1	±2	1.2	±0.1	
E1 – E4	100	±1	84	8	6	1	1	±4	1.3	±0.1	
Air Force Officers	100	±1	80	15	4	1	0	±3	1.3	±0.1	

**35. How often during the past 12 months have you been in situations involving Military Personnel (Active Duty or Reserve), DoD/Service Civilian Employees, and/or Contractors where one or more of these individuals (of either gender)...**

**i. Put you down or was condescending to you because of your gender?**

1. Never  
2. Once or twice  
3. Sometimes  
4. Often  
5. Very often

	Percent Responding		Percentages					Max ME	Frequency of Behaviors		
			1	2	3	4	5				
<b>TOTAL</b>	99	±1	92	4	3	1	1	±1	1.1	±0.1	
<b>Army</b>	99	±1	91	4	3	1	1	±2	1.2	±0.1	
<b>Navy</b>	99	±1	90	4	5	1	1	±2	1.2	±0.1	
<b>Marine Corps</b>	99	±1	94	3	2	1	1	±2	1.1	±0.1	
<b>Air Force</b>	99	±1	94	3	2	0	0	±1	1.1	±0.1	
<b>PAYGRADE</b>											
<b>Enlisted</b>	99	±1	91	4	3	1	1	±1	1.2	±0.1	
<b>E1 – E4</b>	99	±1	89	4	4	1	1	±2	1.2	±0.1	
E1 – E3	99	±1	89	4	4	1	1	±3	1.2	±0.1	
E4	99	±1	90	4	4	1	1	±2	1.2	±0.1	
<b>E5 – E9</b>	99	±1	93	4	2	1	0	±1	1.1	±0.1	
E5 – E6	99	±1	92	4	3	1	0	±1	1.1	±0.1	
E7 – E9	99	±1	96	3	1	0	0	±1	1.1	±0.1	
<b>Officers</b>	99	±1	95	3	2	0	0	±1	1.1	±0.1	
<b>W1 – W5</b>	99	±1	96	2	1	0	0	±2	1.1	±0.1	
<b>O1 – O3</b>	99	±1	93	4	2	0	0	±1	1.1	±0.1	
<b>O4 – O6</b>	99	±1	96	3	1	0	0	±1	1.1	±0.1	
<b>DEPLOYMENT</b>											
<b>Deployed Past 12 Months</b>	99	±1	92	4	3	1	1	±2	1.1	±0.1	
<b>Not Deployed Past 12 Months</b>	99	±1	92	4	3	1	1	±1	1.1	±0.1	
<b>RACE/ETHNICITY</b>											
<b>Non-Hispanic White</b>	99	±1	93	4	3	1	0	±1	1.1	±0.1	
<b>Total Minority</b>	98	±1	91	4	4	1	1	±1	1.2	±0.1	
Non-Hispanic Black	98	±1	91	4	4	1	0	±2	1.2	±0.1	
Hispanic	99	±1	92	4	3	1	1	±2	1.2	±0.1	
<b>EXPERIENCED BEHAVIORS</b>											
<b>Experienced USC</b>	100	±1	53	19	17	7	5	±8	1.9	±0.2	■
<b>Not Experienced USC</b>	99	±1	93	3	2	1	0	±1	1.1	±0.1	
<b>Experienced SH</b>	99	±1	57	20	14	5	5	±4	1.8	±0.1	■
<b>Not Experienced SH</b>	99	±1	96	2	2	0	0	±1	1.1	±0.1	
<b>FEMALES</b>											
<b>Total</b>	99	±1	74	14	7	3	2	±2	1.4	±0.1	■
<b>Army</b>	99	±1	71	16	7	3	3	±3	1.5	±0.1	■
<b>Navy</b>	99	±1	70	15	9	3	3	±3	1.5	±0.1	■
<b>Marine Corps</b>	99	±1	64	17	12	5	3	±9	1.6	±0.2	■
<b>Air Force</b>	99	±1	82	10	4	1	1	±2	1.3	±0.1	■
<b>Enlisted</b>	99	±1	74	14	7	3	2	±2	1.5	±0.1	■
<b>E1 – E4</b>	99	±1	70	15	9	4	3	±3	1.6	±0.1	■
<b>E5 – E9</b>	99	±1	77	14	6	2	2	±2	1.4	±0.1	■
<b>Officers</b>	99	±1	77	13	7	1	1	±3	1.4	±0.1	■
<b>O1 – O3</b>	99	±1	76	14	7	1	1	±4	1.4	±0.1	■
<b>O4 – O6</b>	99	±1	80	11	6	1	1	±3	1.3	±0.1	■

Note. Percent responding are Service members who answered the question.

35i. Continued	Percent Responding		Percentages					Max ME	Frequency of Behaviors		
			1	2	3	4	5				
<b>FEMALES (CONTINUED)</b>											
Experienced USC	99	±1	44	24	17	6	10	±8	2.1	±0.2	
Not Experienced USC	99	±1	77	13	6	2	1	±2	1.4	±0.1	
Experienced SH	99	±1	46	26	15	6	6	±3	2.0	±0.1	
Not Experienced SH	99	±1	88	8	3	1	0	±2	1.2	±0.1	
Deployed Past 12 Months	99	±1	68	16	10	3	3	±3	1.6	±0.1	
Not Deployed Past 12 Months	99	±1	76	13	6	3	2	±2	1.4	±0.1	
Army Enlisted	99	±1	69	16	8	4	3	±3	1.5	±0.1	
E1 – E4	99	±1	66	16	9	4	4	±5	1.6	±0.2	
Army Officers	99	±1	75	15	6	2	1	±4	1.4	±0.1	
Navy Enlisted	99	±1	70	15	9	3	3	±4	1.5	±0.1	
E1 – E4	99	±2	68	15	11	4	3	±5	1.6	±0.2	
Navy Officers	99	±1	73	13	10	1	2	±6	1.5	±0.2	
Marine Corps Enlisted	99	±1	64	17	11	5	3	±9	1.7	±0.2	
E1 – E4	99	±1	59	17	13	7	3	±15	1.8	±0.3	
Marine Corps Officers	99	±2	65	18	14	1	2	±10	1.6	±0.2	
Air Force Enlisted	99	±1	82	10	4	2	1	±3	1.3	±0.1	
E1 – E4	99	±1	80	11	6	2	2	±4	1.3	±0.1	
Air Force Officers	100	±1	83	11	5	1	1	±4	1.3	±0.1	
<b>MALES</b>											
Total	99	±1	95	2	2	0	0	±1	1.1	±0.1	
Army	99	±1	95	3	2	1	0	±2	1.1	±0.1	
Navy	99	±1	93	2	4	0	0	±2	1.1	±0.1	
Marine Corps	99	±1	96	2	1	0	0	±2	1.1	±0.1	
Air Force	99	±1	97	1	1	0	0	±1	1.1	±0.1	
Enlisted	99	±1	94	2	3	0	0	±1	1.1	±0.1	
E1 – E4	99	±1	93	3	4	1	1	±2	1.1	±0.1	
E5 – E9	99	±1	96	2	2	0	0	±1	1.1	±0.1	
Officers	99	±1	98	1	1	0	0	±1	1.0	±0.1	
O1 – O3	99	±1	98	1	1	0	0	±1	1.0	±0.1	
O4 – O6	99	±1	98	2	0	0	0	±1	1.0	±0.1	
Experienced USC	100	±0	59	16	16	7	2	±12	1.8	±0.3	
Not Experienced USC	99	±1	96	2	2	0	0	±1	1.1	±0.1	
Experienced SH	99	±1	67	14	12	4	3	±6	1.6	±0.2	
Not Experienced SH	99	±1	97	1	2	0	0	±1	1.1	±0.1	
Deployed Past 12 Months	99	±1	94	3	2	1	0	±2	1.1	±0.1	
Not Deployed Past 12 Months	99	±1	95	2	2	0	0	±1	1.1	±0.1	
Army Enlisted	99	±1	94	3	2	1	0	±2	1.1	±0.1	
E1 – E4	99	±1	92	3	3	1	0	±4	1.1	±0.1	
Army Officers	99	±1	98	2	1	0	0	±1	1.0	±0.1	
Navy Enlisted	99	±1	92	3	4	0	0	±2	1.1	±0.1	
E1 – E4	100	±1	89	3	7	1	1	±5	1.2	±0.1	
Navy Officers	99	±1	98	1	1	0	0	±1	1.0	±0.1	
Marine Corps Enlisted	99	±1	96	2	2	0	1	±2	1.1	±0.1	
E1 – E4	99	±2	95	2	2	0	1	±3	1.1	±0.1	
Marine Corps Officers	99	±1	99	1	0	0	0	±2	1.0	±0.1	
Air Force Enlisted	99	±1	97	1	1	0	0	±1	1.1	±0.1	
E1 – E4	99	±1	96	1	2	0	0	±3	1.1	±0.1	
Air Force Officers	99	±1	98	1	1	0	0	±1	1.0	±0.1	

**35. How often during the past 12 months have you been in situations involving Military Personnel (Active Duty or Reserve), DoD/Service Civilian Employees, and/or Contractors where one or more of these individuals (of either gender)...**

**j. Continued to ask you for dates, drinks, dinner, etc., even though you said "No"?**

1. Never  
2. Once or twice  
3. Sometimes  
4. Often  
5. Very often

	Percent Responding		Percentages					Max ME	Frequency of Behaviors		
			1	2	3	4	5				
<b>TOTAL</b>	99	±1	94	3	2	1	0	±1	1.1	±0.1	
<b>Army</b>	99	±1	92	4	3	1	1	±2	1.1	±0.1	
<b>Navy</b>	99	±1	92	3	3	1	0	±2	1.1	±0.1	
<b>Marine Corps</b>	99	±1	95	2	2	0	1	±2	1.1	±0.1	
<b>Air Force</b>	99	±1	96	2	1	0	0	±1	1.1	±0.1	
<b>PAYGRADE</b>											
<b>Enlisted</b>	99	±1	93	3	3	1	1	±1	1.1	±0.1	
<b>E1 – E4</b>	99	±1	91	4	4	1	1	±2	1.2	±0.1	
E1 – E3	100	±1	90	4	4	1	1	±3	1.2	±0.1	
E4	99	±1	91	4	3	1	1	±2	1.2	±0.1	
<b>E5 – E9</b>	99	±1	95	2	2	0	0	±1	1.1	±0.1	
E5 – E6	99	±1	94	3	2	1	0	±1	1.1	±0.1	
E7 – E9	99	±1	97	2	1	0	0	±1	1.0	±0.1	
<b>Officers</b>	99	±1	97	2	1	0	0	±1	1.0	±0.1	
<b>W1 – W5</b>	99	±1	97	2	0	0	0	±2	1.1	±0.1	
<b>O1 – O3</b>	99	±1	96	3	1	0	0	±1	1.1	±0.1	
<b>O4 – O6</b>	99	±1	99	1	0	0	0	±1	1.0	±0.1	
<b>DEPLOYMENT</b>											
<b>Deployed Past 12 Months</b>	99	±1	94	3	3	1	0	±1	1.1	±0.1	
<b>Not Deployed Past 12 Months</b>	99	±1	94	3	2	1	0	±1	1.1	±0.1	
<b>RACE/ETHNICITY</b>											
<b>Non-Hispanic White</b>	99	±1	95	2	2	0	0	±1	1.1	±0.1	
<b>Total Minority</b>	99	±1	92	4	3	1	1	±1	1.1	±0.1	
Non-Hispanic Black	98	±1	91	4	4	1	1	±2	1.2	±0.1	
Hispanic	99	±1	92	4	2	1	1	±2	1.1	±0.1	
<b>EXPERIENCED BEHAVIORS</b>											
<b>Experienced USC</b>	100	±1	50	20	17	6	6	±8	2.0	±0.2	■
<b>Not Experienced USC</b>	99	±1	95	2	2	0	0	±1	1.1	±0.1	
<b>Experienced SH</b>	99	±1	60	18	13	4	4	±4	1.7	±0.1	■
<b>Not Experienced SH</b>	99	±1	97	1	1	0	0	±1	1.0	±0.1	
<b>FEMALES</b>											
<b>Total</b>	99	±1	79	11	6	2	2	±2	1.4	±0.1	■
<b>Army</b>	99	±1	72	14	7	3	4	±3	1.5	±0.1	■
<b>Navy</b>	99	±1	76	13	6	3	2	±3	1.4	±0.1	■
<b>Marine Corps</b>	99	±1	74	12	9	4	1	±7	1.4	±0.2	■
<b>Air Force</b>	99	±1	89	6	3	1	1	±2	1.2	±0.1	■
<b>Enlisted</b>	99	±1	77	12	7	2	2	±2	1.4	±0.1	■
<b>E1 – E4</b>	99	±1	70	14	9	4	4	±3	1.6	±0.1	■
<b>E5 – E9</b>	99	±1	83	10	5	1	2	±2	1.3	±0.1	■
<b>Officers</b>	100	±1	88	8	2	1	1	±2	1.2	±0.1	■
<b>O1 – O3</b>	100	±1	84	11	2	2	1	±3	1.2	±0.1	■
<b>O4 – O6</b>	99	±1	96	3	1	0	0	±2	1.1	±0.1	■

Note. Percent responding are Service members who answered the question.



35j. Continued	Percent Responding		Percentages					Max ME	Frequency of Behaviors		
			1	2	3	4	5				
<b>FEMALES (CONTINUED)</b>											
Experienced USC	100	±1	36	23	18	10	14	±8	2.4	±0.2	
Not Experienced USC	99	±1	83	10	4	2	1	±2	1.3	±0.1	
Experienced SH	100	±1	49	25	14	6	6	±3	2.0	±0.1	
Not Experienced SH	99	±1	94	4	2	0	0	±1	1.1	±0.1	
Deployed Past 12 Months	99	±1	69	16	8	3	3	±3	1.6	±0.1	
Not Deployed Past 12 Months	99	±1	82	10	5	2	2	±2	1.3	±0.1	
Army Enlisted	99	±1	69	15	9	3	4	±3	1.6	±0.1	
E1 – E4	99	±1	63	17	10	4	6	±5	1.7	±0.2	
Army Officers	99	±1	84	10	2	3	1	±4	1.3	±0.1	
Navy Enlisted	99	±1	73	14	7	4	2	±3	1.5	±0.1	
E1 – E4	99	±1	64	17	10	6	3	±6	1.7	±0.2	
Navy Officers	100	±1	86	10	2	0	2	±7	1.2	±0.2	
Marine Corps Enlisted	99	±1	73	13	9	4	1	±8	1.5	±0.2	
E1 – E4	99	±1	70	14	11	4	1	±12	1.5	±0.3	
Marine Corps Officers	99	±2	86	8	3	1	1	±5	1.2	±0.1	
Air Force Enlisted	99	±1	88	6	4	1	1	±2	1.2	±0.1	
E1 – E4	99	±1	83	8	5	1	2	±4	1.3	±0.1	
Air Force Officers	100	±1	93	5	1	0	0	±3	1.1	±0.1	
<b>MALES</b>											
Total	99	±1	96	1	2	0	0	±1	1.1	±0.1	
Army	99	±1	96	2	2	0	0	±2	1.1	±0.1	
Navy	99	±1	95	1	3	0	0	±2	1.1	±0.1	
Marine Corps	99	±1	97	2	1	0	1	±2	1.1	±0.1	
Air Force	99	±1	98	1	1	0	0	±1	1.0	±0.1	
Enlisted	99	±1	96	2	2	0	0	±1	1.1	±0.1	
E1 – E4	99	±1	94	2	3	0	0	±2	1.1	±0.1	
E5 – E9	99	±1	97	1	1	0	0	±1	1.1	±0.1	
Officers	99	±1	99	1	0	0	0	±1	1.0	±0.1	
O1 – O3	99	±1	98	1	1	0	0	±1	1.0	±0.1	
O4 – O6	99	±1	99	0	0	0	0	±1	1.0	±0.1	
Experienced USC	100	±0	60	19	16	4	1	±12	1.7	±0.2	
Not Experienced USC	99	±1	97	1	1	0	0	±1	1.0	±0.1	
Experienced SH	99	±2	71	12	12	3	2	±6	1.5	±0.2	
Not Experienced SH	99	±1	98	1	1	0	0	±1	1.0	±0.1	
Deployed Past 12 Months	99	±1	96	1	2	0	0	±2	1.1	±0.1	
Not Deployed Past 12 Months	99	±1	96	1	2	0	0	±1	1.1	±0.1	
Army Enlisted	99	±1	95	2	2	0	0	±2	1.1	±0.1	
E1 – E4	99	±2	94	3	3	1	0	±3	1.1	±0.1	
Army Officers	99	±1	98	1	0	0	0	±1	1.0	±0.1	
Navy Enlisted	99	±1	94	2	3	0	0	±2	1.1	±0.1	
E1 – E4	100	±1	91	2	6	1	0	±5	1.2	±0.1	
Navy Officers	99	±1	99	1	0	0	0	±1	1.0	±0.1	
Marine Corps Enlisted	99	±1	96	2	1	0	1	±2	1.1	±0.1	
E1 – E4	99	±1	95	2	1	0	1	±3	1.1	±0.1	
Marine Corps Officers	100	±1	100	0	0	0	0	±2	1.0	±0.1	
Air Force Enlisted	99	±1	98	1	1	0	0	±1	1.0	±0.1	
E1 – E4	99	±1	98	1	2	0	0	±2	1.0	±0.1	
Air Force Officers	99	±1	99	1	0	0	0	±1	1.0	±0.1	

35. How often during the past 12 months have you been in situations involving Military Personnel (Active Duty or Reserve), DoD/Service Civilian Employees, and/or Contractors where one or more of these individuals (of either gender)...

k. Made you feel like you were being bribed with some sort of reward or special treatment to engage in sexual behavior?

1. Never  
4. Often

2. Once or twice  
5. Very often

3. Sometimes

	Percent Responding		Percentages					Max ME	Frequency of Behaviors		
			1	2	3	4	5				
<b>TOTAL</b>	99	±1	97	1	2	0	0	±1	1.1	±0.1	
<b>Army</b>	99	±1	96	1	2	0	0	±1	1.1	±0.1	
<b>Navy</b>	99	±1	95	1	3	0	0	±2	1.1	±0.1	
<b>Marine Corps</b>	99	±1	98	1	1	0	0	±1	1.0	±0.1	
<b>Air Force</b>	98	±1	99	1	1	0	0	±1	1.0	±0.1	
<b>PAYGRADE</b>											
<b>Enlisted</b>	99	±1	96	1	2	0	0	±1	1.1	±0.1	
<b>E1 – E4</b>	98	±1	95	1	3	0	0	±2	1.1	±0.1	
E1 – E3	98	±1	94	1	4	1	0	±3	1.1	±0.1	
E4	99	±1	96	2	2	0	0	±2	1.1	±0.1	
<b>E5 – E9</b>	99	±1	98	1	1	0	0	±1	1.0	±0.1	
E5 – E6	99	±1	97	1	1	0	0	±1	1.1	±0.1	
E7 – E9	99	±1	99	1	0	0	0	±1	1.0	±0.1	
<b>Officers</b>	99	±1	99	0	0	0	0	±1	1.0	±0.1	
<b>W1 – W5</b>	98	±1	99	1	1	0	0	±2	1.0	±0.1	
<b>O1 – O3</b>	99	±1	99	0	1	0	0	±1	1.0	±0.1	
<b>O4 – O6</b>	99	±1	100	0	0	0	0	±1	1.0	±0.1	
<b>DEPLOYMENT</b>											
<b>Deployed Past 12 Months</b>	99	±1	96	1	2	0	0	±1	1.1	±0.1	
<b>Not Deployed Past 12 Months</b>	99	±1	97	1	2	0	0	±1	1.1	±0.1	
<b>RACE/ETHNICITY</b>											
<b>Non-Hispanic White</b>	99	±1	98	1	1	0	0	±1	1.0	±0.1	
<b>Total Minority</b>	99	±1	96	1	2	0	0	±1	1.1	±0.1	
Non-Hispanic Black	98	±1	95	2	3	0	0	±2	1.1	±0.1	
Hispanic	99	±1	96	1	2	0	0	±2	1.1	±0.1	
<b>EXPERIENCED BEHAVIORS</b>											
<b>Experienced USC</b>	97	±3	72	7	13	3	4	±8	1.6	±0.2	
<b>Not Experienced USC</b>	99	±1	98	1	1	0	0	±1	1.0	±0.1	
<b>Experienced SH</b>	99	±1	83	7	7	2	1	±3	1.3	±0.1	
<b>Not Experienced SH</b>	99	±1	98	0	1	0	0	±1	1.0	±0.1	
<b>FEMALES</b>											
<b>Total</b>	98	±1	93	3	2	1	1	±1	1.1	±0.1	
<b>Army</b>	98	±1	90	5	3	1	1	±2	1.2	±0.1	
<b>Navy</b>	99	±1	91	4	3	1	1	±3	1.2	±0.1	
<b>Marine Corps</b>	98	±5	94	4	2	0	0	±3	1.1	±0.1	
<b>Air Force</b>	99	±1	97	1	1	0	0	±1	1.0	±0.1	
<b>Enlisted</b>	98	±1	92	4	3	1	1	±1	1.1	±0.1	
<b>E1 – E4</b>	98	±1	89	5	3	1	1	±2	1.2	±0.1	
<b>E5 – E9</b>	99	±1	95	3	2	0	0	±1	1.1	±0.1	
<b>Officers</b>	99	±1	98	1	1	0	0	±2	1.0	±0.1	
<b>O1 – O3</b>	99	±1	97	1	1	0	1	±3	1.1	±0.1	
<b>O4 – O6</b>	99	±1	99	1	0	0	0	±1	1.0	±0.1	

Note. Percent responding are Service members who answered the question.

35k. Continued	Percent Responding		Percentages					Max ME	Frequency of Behaviors		
			1	2	3	4	5				
<b>FEMALES (CONTINUED)</b>											
Experienced USC	98	±4	70	13	7	2	8	±6	1.6	±0.2	
Not Experienced USC	99	±1	95	3	2	0	0	±1	1.1	±0.1	
Experienced SH	99	±1	83	9	5	2	2	±3	1.3	±0.1	
Not Experienced SH	98	±1	98	1	1	0	0	±1	1.0	±0.1	
Deployed Past 12 Months	98	±1	89	6	4	1	1	±3	1.2	±0.1	
Not Deployed Past 12 Months	99	±1	95	3	2	0	1	±1	1.1	±0.1	
Army Enlisted	98	±1	89	6	3	1	1	±3	1.2	±0.1	
E1 – E4	98	±2	86	7	4	2	1	±5	1.3	±0.1	
Army Officers	99	±1	97	1	2	0	0	±2	1.0	±0.1	
Navy Enlisted	98	±1	90	5	4	1	1	±3	1.2	±0.1	
E1 – E4	98	±2	85	7	5	1	1	±5	1.3	±0.1	
Navy Officers	99	±1	97	1	0	0	2	±7	1.1	±0.2	
Marine Corps Enlisted	98	±5	93	4	2	0	0	±3	1.1	±0.1	
E1 – E4	96	±8	92	5	3	0	0	±5	1.1	±0.1	
Marine Corps Officers	99	±2	99	1	1	0	0	±2	1.0	±0.1	
Air Force Enlisted	98	±1	97	1	1	0	0	±2	1.1	±0.1	
E1 – E4	98	±2	96	1	2	0	1	±3	1.1	±0.1	
Air Force Officers	100	±1	99	1	0	0	0	±2	1.0	±0.1	
<b>MALES</b>											
Total	99	±1	98	1	2	0	0	±1	1.0	±0.1	
Army	99	±1	97	1	2	0	0	±1	1.0	±0.1	
Navy	99	±1	96	1	3	0	0	±2	1.1	±0.1	
Marine Corps	99	±1	98	0	1	0	0	±1	1.0	±0.1	
Air Force	98	±1	99	0	1	0	0	±1	1.0	±0.1	
Enlisted	99	±1	97	1	2	0	0	±1	1.1	±0.1	
E1 – E4	99	±1	96	1	3	0	0	±2	1.1	±0.1	
E5 – E9	99	±1	98	1	1	0	0	±1	1.0	±0.1	
Officers	99	±1	99	0	0	0	0	±1	1.0	±0.1	
O1 – O3	99	±1	99	0	0	0	0	±1	1.0	±0.1	
O4 – O6	99	±1	100	0	0	0	0	±1	1.0	±0.1	
Experienced USC	97	±5	74	4	18	3	2	±12	1.6	±0.3	
Not Experienced USC	99	±1	98	1	1	0	0	±1	1.0	±0.1	
Experienced SH	99	±1	83	5	9	2	1	±6	1.3	±0.1	
Not Experienced SH	99	±1	98	0	1	0	0	±1	1.0	±0.1	
Deployed Past 12 Months	99	±1	97	1	2	0	0	±1	1.0	±0.1	
Not Deployed Past 12 Months	99	±1	98	1	1	0	0	±1	1.0	±0.1	
Army Enlisted	99	±1	97	1	2	0	0	±2	1.1	±0.1	
E1 – E4	98	±2	96	1	3	0	0	±3	1.1	±0.1	
Army Officers	99	±1	99	0	1	0	0	±1	1.0	±0.1	
Navy Enlisted	99	±1	96	1	3	0	0	±2	1.1	±0.1	
E1 – E4	98	±2	93	1	5	0	0	±5	1.1	±0.1	
Navy Officers	99	±1	99	0	0	0	0	±1	1.0	±0.1	
Marine Corps Enlisted	99	±1	98	0	1	0	0	±2	1.0	±0.1	
E1 – E4	99	±1	97	1	1	0	1	±2	1.1	±0.1	
Marine Corps Officers	99	±1	100	0	0	0	0	±1	1.0	±0.1	
Air Force Enlisted	98	±1	99	0	1	0	0	±1	1.0	±0.1	
E1 – E4	99	±1	98	1	1	0	0	±2	1.0	±0.1	
Air Force Officers	99	±1	100	0	0	0	0	±1	1.0	±0.1	

**35. How often during the past 12 months have you been in situations involving Military Personnel (Active Duty or Reserve), DoD/Service Civilian Employees, and/or Contractors where one or more of these individuals (of either gender)...**

**I. Made you feel threatened with some sort of retaliation for not being sexually cooperative (for example, by mentioning an upcoming review)?**

- 1. Never
- 2. Once or twice
- 3. Sometimes
- 4. Often
- 5. Very often

	Percent Responding		Percentages					Max ME	Frequency of Behaviors		
			1	2	3	4	5				
<b>TOTAL</b>	99	±1	97	1	2	0	0	±1	1.1	±0.1	
<b>Army</b>	99	±1	97	1	2	0	0	±1	1.1	±0.1	
<b>Navy</b>	99	±1	96	1	3	0	0	±2	1.1	±0.1	
<b>Marine Corps</b>	99	±1	98	0	1	0	0	±1	1.0	±0.1	
<b>Air Force</b>	99	±1	99	0	1	0	0	±1	1.0	±0.1	
<b>PAYGRADE</b>											
<b>Enlisted</b>	99	±1	97	1	2	0	0	±1	1.1	±0.1	
<b>E1 – E4</b>	99	±1	96	1	3	0	0	±2	1.1	±0.1	
E1 – E3	99	±1	95	1	3	0	1	±2	1.1	±0.1	
E4	99	±1	96	1	2	0	0	±2	1.1	±0.1	
<b>E5 – E9</b>	99	±1	98	1	1	0	0	±1	1.0	±0.1	
E5 – E6	99	±1	98	1	1	0	0	±1	1.0	±0.1	
E7 – E9	99	±1	99	0	0	0	0	±1	1.0	±0.1	
<b>Officers</b>	99	±1	99	0	0	0	0	±1	1.0	±0.1	
<b>W1 – W5</b>	98	±1	99	0	0	0	0	±1	1.0	±0.1	
<b>O1 – O3</b>	99	±1	99	0	0	0	0	±1	1.0	±0.1	
<b>O4 – O6</b>	99	±1	100	0	0	0	0	±1	1.0	±0.1	
<b>DEPLOYMENT</b>											
<b>Deployed Past 12 Months</b>	99	±1	97	1	2	0	0	±1	1.1	±0.1	
<b>Not Deployed Past 12 Months</b>	99	±1	98	1	1	0	0	±1	1.0	±0.1	
<b>RACE/ETHNICITY</b>											
<b>Non-Hispanic White</b>	99	±1	98	1	1	0	0	±1	1.0	±0.1	
<b>Total Minority</b>	99	±1	96	1	2	0	0	±1	1.1	±0.1	
Non-Hispanic Black	99	±1	96	1	2	0	0	±2	1.1	±0.1	
Hispanic	99	±1	97	1	1	0	0	±2	1.1	±0.1	
<b>EXPERIENCED BEHAVIORS</b>											
<b>Experienced USC</b>	100	±1	76	5	12	2	4	±8	1.5	±0.2	█
<b>Not Experienced USC</b>	99	±1	98	1	1	0	0	±1	1.0	±0.1	
<b>Experienced SH</b>	99	±1	86	5	6	1	1	±3	1.3	±0.1	█
<b>Not Experienced SH</b>	99	±1	99	0	1	0	0	±1	1.0	±0.1	
<b>FEMALES</b>											
<b>Total</b>	99	±1	95	2	2	0	0	±1	1.1	±0.1	
<b>Army</b>	99	±1	93	3	2	1	1	±2	1.1	±0.1	
<b>Navy</b>	99	±1	93	3	3	0	1	±2	1.1	±0.1	
<b>Marine Corps</b>	100	±1	95	3	2	0	0	±3	1.1	±0.1	
<b>Air Force</b>	99	±1	98	1	1	0	0	±1	1.0	±0.1	
<b>Enlisted</b>	99	±1	94	3	2	0	1	±1	1.1	±0.1	
<b>E1 – E4</b>	99	±1	91	4	3	1	1	±2	1.2	±0.1	█
<b>E5 – E9</b>	99	±1	97	2	1	0	0	±1	1.1	±0.1	
<b>Officers</b>	99	±1	98	1	1	0	0	±1	1.0	±0.1	
<b>O1 – O3</b>	100	±1	98	1	1	0	0	±2	1.0	±0.1	
<b>O4 – O6</b>	99	±1	99	0	0	0	0	±1	1.0	±0.1	

Note. Percent responding are Service members who answered the question.

35l. Continued	Percent Responding		Percentages					Max ME	Frequency of Behaviors		
			1	2	3	4	5				
<b>FEMALES (CONTINUED)</b>											
Experienced USC	100	±0	77	10	7	1	5	±6	1.5	±0.2	
Not Experienced USC	100	±1	97	2	1	0	0	±1	1.1	±0.1	
Experienced SH	100	±1	87	6	4	1	1	±2	1.2	±0.1	
Not Experienced SH	99	±1	99	1	1	0	0	±1	1.0	±0.1	
Deployed Past 12 Months	99	±1	92	4	3	1	0	±4	1.1	±0.1	
Not Deployed Past 12 Months	99	±1	96	2	2	0	1	±1	1.1	±0.1	
Army Enlisted	99	±1	92	4	3	1	1	±3	1.2	±0.1	
E1 - E4	99	±1	88	5	4	2	1	±6	1.2	±0.1	
Army Officers	99	±1	98	1	1	0	0	±2	1.0	±0.1	
Navy Enlisted	99	±1	92	3	3	0	1	±3	1.1	±0.1	
E1 - E4	99	±2	88	5	5	1	1	±5	1.2	±0.1	
Navy Officers	99	±1	99	0	0	0	0	±3	1.0	±0.1	
Marine Corps Enlisted	100	±0	94	4	2	0	0	±3	1.1	±0.1	
E1 - E4	100	±0	94	4	2	0	0	±5	1.1	±0.1	
Marine Corps Officers	99	±2	99	1	0	0	0	±2	1.0	±0.1	
Air Force Enlisted	99	±1	98	1	1	0	0	±1	1.0	±0.1	
E1 - E4	99	±1	97	1	2	0	0	±3	1.1	±0.1	
Air Force Officers	100	±1	99	1	1	0	0	±2	1.0	±0.1	
<b>MALES</b>											
Total	99	±1	98	1	2	0	0	±1	1.0	±0.1	
Army	99	±1	98	1	2	0	0	±1	1.0	±0.1	
Navy	99	±1	97	1	2	0	0	±2	1.1	±0.1	
Marine Corps	99	±1	98	0	1	0	0	±1	1.0	±0.1	
Air Force	99	±1	99	0	1	0	0	±1	1.0	±0.1	
Enlisted	99	±1	97	1	2	0	0	±1	1.1	±0.1	
E1 - E4	99	±1	96	1	3	0	0	±2	1.1	±0.1	
E5 - E9	99	±1	98	0	1	0	0	±1	1.0	±0.1	
Officers	99	±1	99	0	0	0	0	±1	1.0	±0.1	
O1 - O3	99	±1	99	0	0	0	0	±1	1.0	±0.1	
O4 - O6	99	±1	100	0	0	0	0	±1	1.0	±0.1	
Experienced USC	100	±1	76	2	16	2	4	±12	1.6	±0.3	
Not Experienced USC	99	±1	98	0	1	0	0	±1	1.0	±0.1	
Experienced SH	99	±2	84	5	8	1	1	±6	1.3	±0.1	
Not Experienced SH	99	±1	99	0	1	0	0	±1	1.0	±0.1	
Deployed Past 12 Months	99	±1	97	1	2	0	0	±1	1.0	±0.1	
Not Deployed Past 12 Months	99	±1	98	0	1	0	0	±1	1.0	±0.1	
Army Enlisted	99	±1	97	1	2	0	0	±2	1.1	±0.1	
E1 - E4	99	±1	97	1	3	0	0	±3	1.1	±0.1	
Army Officers	99	±1	99	0	0	0	0	±1	1.0	±0.1	
Navy Enlisted	99	±1	96	1	3	0	0	±2	1.1	±0.1	
E1 - E4	100	±0	94	1	5	0	0	±4	1.1	±0.1	
Navy Officers	99	±1	99	0	0	0	0	±1	1.0	±0.1	
Marine Corps Enlisted	99	±1	98	0	1	0	0	±2	1.0	±0.1	
E1 - E4	100	±1	97	1	1	0	1	±2	1.1	±0.1	
Marine Corps Officers	100	±1	100	0	0	0	0	±1	1.0	±0.1	
Air Force Enlisted	99	±1	99	0	1	0	0	±1	1.0	±0.1	
E1 - E4	99	±1	98	0	2	0	0	±2	1.0	±0.1	
Air Force Officers	100	±1	100	0	0	0	0	±1	1.0	±0.1	
















































**35. How often during the past 12 months have you been in situations involving Military Personnel (Active Duty or Reserve), DoD/Service Civilian Employees, and/or Contractors where one or more of these individuals (of either gender)...**

**m. Touched you in a way that made you feel uncomfortable?**

1. Never  
 2. Once or twice  
 3. Sometimes  
 4. Often  
 5. Very often

	Percent Responding		Percentages					Max ME	Frequency of Behaviors		
			1	2	3	4	5				
<b>TOTAL</b>	99	±1	94	3	2	0	0	±1	1.1	±0.1	
<b>Army</b>	99	±1	93	4	2	0	0	±2	1.1	±0.1	
<b>Navy</b>	100	±1	92	4	3	0	0	±2	1.1	±0.1	
<b>Marine Corps</b>	99	±1	95	3	1	0	1	±2	1.1	±0.1	
<b>Air Force</b>	99	±1	96	2	1	0	0	±1	1.1	±0.1	
<b>PAYGRADE</b>											
<b>Enlisted</b>	99	±1	93	4	2	0	0	±1	1.1	±0.1	
<b>E1 – E4</b>	99	±1	91	4	4	1	1	±2	1.2	±0.1	
E1 – E3	99	±1	90	4	4	0	1	±3	1.2	±0.1	
E4	99	±1	91	4	3	1	1	±2	1.2	±0.1	
<b>E5 – E9</b>	99	±1	95	3	2	0	0	±1	1.1	±0.1	
E5 – E6	99	±1	94	3	2	0	0	±1	1.1	±0.1	
E7 – E9	99	±1	97	2	1	0	0	±1	1.0	±0.1	
<b>Officers</b>	99	±1	97	3	1	0	0	±1	1.0	±0.1	
<b>W1 – W5</b>	99	±1	97	2	0	0	0	±2	1.0	±0.1	
<b>O1 – O3</b>	99	±1	96	3	1	0	0	±1	1.1	±0.1	
<b>O4 – O6</b>	100	±1	97	2	0	0	0	±2	1.0	±0.1	
<b>DEPLOYMENT</b>											
<b>Deployed Past 12 Months</b>	99	±1	93	4	3	0	0	±2	1.1	±0.1	
<b>Not Deployed Past 12 Months</b>	99	±1	94	3	2	0	0	±1	1.1	±0.1	
<b>RACE/ETHNICITY</b>											
<b>Non-Hispanic White</b>	99	±1	95	3	2	0	0	±1	1.1	±0.1	
<b>Total Minority</b>	99	±1	92	4	3	0	0	±2	1.1	±0.1	
Non-Hispanic Black	99	±1	91	5	3	0	0	±2	1.1	±0.1	
Hispanic	99	±1	93	4	2	1	1	±2	1.1	±0.1	
<b>EXPERIENCED BEHAVIORS</b>											
<b>Experienced USC</b>	100	±1	33	32	20	7	7	±8	2.2	±0.2	
<b>Not Experienced USC</b>	99	±1	96	3	1	0	0	±1	1.1	±0.1	
<b>Experienced SH</b>	99	±1	64	20	12	3	2	±4	1.6	±0.1	
<b>Not Experienced SH</b>	99	±1	97	2	1	0	0	±1	1.0	±0.1	
<b>FEMALES</b>											
<b>Total</b>	99	±1	85	10	4	1	1	±2	1.2	±0.1	
<b>Army</b>	99	±1	82	12	4	1	1	±2	1.3	±0.1	
<b>Navy</b>	99	±1	81	12	5	1	1	±3	1.3	±0.1	
<b>Marine Corps</b>	100	±1	87	10	2	0	1	±6	1.2	±0.1	
<b>Air Force</b>	99	±1	91	6	2	0	0	±2	1.1	±0.1	
<b>Enlisted</b>	99	±1	84	10	4	1	1	±2	1.2	±0.1	
<b>E1 – E4</b>	99	±1	80	12	5	1	1	±3	1.3	±0.1	
<b>E5 – E9</b>	99	±1	88	8	3	0	0	±2	1.2	±0.1	
<b>Officers</b>	99	±1	90	9	1	0	0	±2	1.1	±0.1	
<b>O1 – O3</b>	99	±1	87	10	2	1	0	±4	1.2	±0.1	
<b>O4 – O6</b>	100	±1	94	6	0	0	0	±2	1.1	±0.1	








Note. Percent responding are Service members who answered the question.

35m. Continued	Percent Responding		Percentages					Max ME	Frequency of Behaviors		
			1	2	3	4	5				
<b>FEMALES (CONTINUED)</b>											
Experienced USC	100	±0	36	36	14	5	9	±8	2.1	±0.2	
Not Experienced USC	99	±1	89	8	3	0	0	±1	1.1	±0.1	
Experienced SH	99	±1	63	24	9	2	2	±3	1.6	±0.1	
Not Experienced SH	99	±1	96	3	1	0	0	±1	1.1	±0.1	
Deployed Past 12 Months	98	±1	78	14	5	2	1	±3	1.3	±0.1	
Not Deployed Past 12 Months	99	±1	87	9	3	0	1	±2	1.2	±0.1	
Army Enlisted	99	±1	80	12	5	1	1	±3	1.3	±0.1	
E1 - E4	98	±2	76	13	6	2	3	±5	1.4	±0.1	
Army Officers	99	±1	88	10	2	0	0	±3	1.1	±0.1	
Navy Enlisted	99	±1	80	13	6	1	1	±3	1.3	±0.1	
E1 - E4	98	±2	72	17	8	1	1	±5	1.4	±0.1	
Navy Officers	99	±2	88	9	1	2	0	±9	1.2	±0.1	
Marine Corps Enlisted	100	±1	86	11	2	0	1	±7	1.2	±0.1	
E1 - E4	100	±1	82	15	2	0	1	±11	1.2	±0.2	
Marine Corps Officers	99	±2	92	7	1	0	0	±4	1.1	±0.1	
Air Force Enlisted	99	±1	91	6	2	0	0	±2	1.1	±0.1	
E1 - E4	99	±1	90	7	3	0	0	±4	1.2	±0.1	
Air Force Officers	100	±1	92	7	1	0	0	±3	1.1	±0.1	
<b>MALES</b>											
Total	99	±1	95	2	2	0	0	±1	1.1	±0.1	
Army	99	±1	95	3	2	0	0	±2	1.1	±0.1	
Navy	100	±1	93	3	3	0	0	±2	1.1	±0.1	
Marine Corps	99	±1	96	2	1	0	1	±2	1.1	±0.1	
Air Force	99	±1	98	1	1	0	0	±1	1.0	±0.1	
Enlisted	99	±1	95	2	2	0	0	±1	1.1	±0.1	
E1 - E4	99	±1	93	3	3	0	1	±2	1.1	±0.1	
E5 - E9	99	±1	96	2	1	0	0	±1	1.1	±0.1	
Officers	99	±1	98	2	0	0	0	±1	1.0	±0.1	
O1 - O3	99	±1	98	1	1	0	0	±1	1.0	±0.1	
O4 - O6	100	±1	98	2	0	0	0	±2	1.0	±0.1	
Experienced USC	100	±1	31	29	25	9	6	±12	2.3	±0.3	
Not Experienced USC	99	±1	97	2	1	0	0	±1	1.1	±0.1	
Experienced SH	99	±1	65	15	14	3	3	±6	1.6	±0.2	
Not Experienced SH	99	±1	97	1	1	0	0	±1	1.0	±0.1	
Deployed Past 12 Months	99	±1	94	3	2	0	0	±2	1.1	±0.1	
Not Deployed Past 12 Months	99	±1	96	2	2	0	0	±1	1.1	±0.1	
Army Enlisted	99	±1	94	3	2	0	0	±2	1.1	±0.1	
E1 - E4	99	±2	93	2	4	1	0	±4	1.1	±0.1	
Army Officers	99	±1	97	2	1	0	0	±2	1.0	±0.1	
Navy Enlisted	100	±1	93	3	3	0	0	±2	1.1	±0.1	
E1 - E4	100	±0	89	5	5	0	1	±5	1.2	±0.1	
Navy Officers	99	±1	98	1	1	0	0	±1	1.0	±0.1	
Marine Corps Enlisted	99	±1	95	2	1	0	1	±2	1.1	±0.1	
E1 - E4	99	±1	93	3	2	0	2	±3	1.1	±0.1	
Marine Corps Officers	99	±1	99	0	0	0	0	±1	1.0	±0.1	
Air Force Enlisted	99	±1	97	1	1	0	0	±1	1.0	±0.1	
E1 - E4	99	±1	96	1	2	1	0	±3	1.1	±0.1	
Air Force Officers	99	±1	98	2	0	0	0	±1	1.0	±0.1	

**35. How often during the past 12 months have you been in situations involving Military Personnel (Active Duty or Reserve), DoD/Service Civilian Employees, and/or Contractors where one or more of these individuals (of either gender)...**

**n. Intentionally cornered you or leaned over you in a sexual way?**

1. Never  
 2. Once or twice  
 3. Sometimes  
 4. Often  
 5. Very often

	Percent Responding		Percentages					Max ME	Frequency of Behaviors		
			1	2	3	4	5				
<b>TOTAL</b>	99	±1	96	2	2	0	0	±1	1.1	±0.1	
<b>Army</b>	99	±1	95	2	2	0	0	±1	1.1	±0.1	
<b>Navy</b>	99	±1	94	2	3	0	0	±2	1.1	±0.1	
<b>Marine Corps</b>	99	±1	97	1	1	0	1	±2	1.1	±0.1	
<b>Air Force</b>	99	±1	97	1	1	0	0	±1	1.0	±0.1	
<b>PAYGRADE</b>											
<b>Enlisted</b>	99	±1	95	2	2	0	0	±1	1.1	±0.1	
<b>E1 – E4</b>	99	±1	94	2	3	1	1	±2	1.1	±0.1	
<b>E1 – E3</b>	99	±1	94	2	4	0	1	±2	1.1	±0.1	
<b>E4</b>	99	±1	94	2	3	1	0	±2	1.1	±0.1	
<b>E5 – E9</b>	99	±1	96	2	1	0	0	±1	1.1	±0.1	
<b>E5 – E6</b>	99	±1	96	2	2	0	0	±1	1.1	±0.1	
<b>E7 – E9</b>	99	±1	98	1	0	0	0	±1	1.0	±0.1	
<b>Officers</b>	99	±1	98	2	1	0	0	±1	1.0	±0.1	
<b>W1 – W5</b>	97	±2	98	1	0	0	0	±1	1.0	±0.1	
<b>O1 – O3</b>	99	±1	97	2	1	0	0	±1	1.0	±0.1	
<b>O4 – O6</b>	99	±1	99	1	0	0	0	±1	1.0	±0.1	
<b>DEPLOYMENT</b>											
<b>Deployed Past 12 Months</b>	99	±1	95	2	2	0	0	±1	1.1	±0.1	
<b>Not Deployed Past 12 Months</b>	99	±1	96	2	2	0	0	±1	1.1	±0.1	
<b>RACE/ETHNICITY</b>											
<b>Non-Hispanic White</b>	99	±1	96	2	2	0	0	±1	1.1	±0.1	
<b>Total Minority</b>	99	±1	94	3	2	0	0	±1	1.1	±0.1	
<b>Non-Hispanic Black</b>	98	±1	93	3	3	0	0	±2	1.1	±0.1	
<b>Hispanic</b>	99	±1	95	2	2	0	1	±2	1.1	±0.1	
<b>EXPERIENCED BEHAVIORS</b>											
<b>Experienced USC</b>	100	±1	53	17	19	6	6	±8	2.0	±0.2	
<b>Not Experienced USC</b>	99	±1	97	2	1	0	0	±1	1.0	±0.1	
<b>Experienced SH</b>	99	±1	72	14	9	2	2	±3	1.5	±0.1	
<b>Not Experienced SH</b>	99	±1	98	1	1	0	0	±1	1.0	±0.1	
<b>FEMALES</b>											
<b>Total</b>	99	±1	88	8	3	1	1	±2	1.2	±0.1	
<b>Army</b>	98	±1	84	10	4	2	1	±2	1.3	±0.1	
<b>Navy</b>	98	±1	85	9	5	1	1	±3	1.2	±0.1	
<b>Marine Corps</b>	99	±1	88	8	2	1	0	±6	1.2	±0.1	
<b>Air Force</b>	99	±1	94	4	1	0	0	±2	1.1	±0.1	
<b>Enlisted</b>	99	±1	87	8	3	1	1	±2	1.2	±0.1	
<b>E1 – E4</b>	98	±1	83	9	5	2	1	±3	1.3	±0.1	
<b>E5 – E9</b>	99	±1	90	7	2	1	0	±2	1.1	±0.1	
<b>Officers</b>	99	±1	92	6	2	0	0	±2	1.1	±0.1	
<b>O1 – O3</b>	99	±1	90	7	2	0	0	±3	1.1	±0.1	
<b>O4 – O6</b>	99	±1	96	3	1	0	0	±2	1.0	±0.1	

Note. Percent responding are Service members who answered the question.



35n. Continued	Percent Responding		Percentages					Max ME	Frequency of Behaviors		
			1	2	3	4	5				
<b>FEMALES (CONTINUED)</b>											
Experienced USC	99	±1	48	25	13	6	8	±8	2.0	±0.2	
Not Experienced USC	99	±1	91	6	2	0	0	±1	1.1	±0.1	
Experienced SH	99	±1	67	20	8	3	2	±3	1.5	±0.1	
Not Experienced SH	98	±1	98	1	1	0	0	±1	1.0	±0.1	
Deployed Past 12 Months	98	±1	80	12	5	2	1	±3	1.3	±0.1	
Not Deployed Past 12 Months	99	±1	90	6	3	1	1	±2	1.2	±0.1	
Army Enlisted	98	±1	82	11	4	2	1	±3	1.3	±0.1	
E1 – E4	98	±2	78	11	5	3	2	±5	1.4	±0.1	
Army Officers	98	±1	91	7	2	0	0	±3	1.1	±0.1	
Navy Enlisted	99	±1	83	10	5	1	1	±3	1.3	±0.1	
E1 – E4	99	±2	78	11	8	1	2	±5	1.4	±0.1	
Navy Officers	98	±2	92	6	2	0	0	±7	1.1	±0.1	
Marine Corps Enlisted	99	±1	88	8	2	2	0	±7	1.2	±0.1	
E1 – E4	100	±1	85	10	2	2	0	±11	1.2	±0.2	
Marine Corps Officers	98	±2	92	6	1	1	0	±4	1.1	±0.1	
Air Force Enlisted	99	±1	94	4	2	0	0	±2	1.1	±0.1	
E1 – E4	99	±1	93	4	2	0	1	±3	1.1	±0.1	
Air Force Officers	99	±1	94	4	1	0	0	±3	1.1	±0.1	
<b>MALES</b>											
Total	99	±1	97	1	2	0	0	±1	1.1	±0.1	
Army	99	±1	97	1	2	0	0	±2	1.1	±0.1	
Navy	99	±1	96	1	3	0	0	±2	1.1	±0.1	
Marine Corps	99	±1	97	1	1	0	1	±2	1.1	±0.1	
Air Force	99	±1	98	1	1	0	0	±1	1.0	±0.1	
Enlisted	99	±1	97	1	2	0	0	±1	1.1	±0.1	
E1 – E4	99	±1	96	1	3	0	0	±2	1.1	±0.1	
E5 – E9	99	±1	97	1	1	0	0	±1	1.0	±0.1	
Officers	99	±1	99	1	0	0	0	±1	1.0	±0.1	
O1 – O3	99	±1	99	1	1	0	0	±1	1.0	±0.1	
O4 – O6	99	±1	99	1	0	0	0	±1	1.0	±0.1	
Experienced USC	100	±1	56	11	22	6	5	±12	1.9	±0.3	
Not Experienced USC	99	±1	98	1	1	0	0	±1	1.0	±0.1	
Experienced SH	100	±1	77	8	10	2	2	±6	1.4	±0.2	
Not Experienced SH	99	±1	98	1	1	0	0	±1	1.0	±0.1	
Deployed Past 12 Months	99	±1	96	1	2	0	0	±1	1.1	±0.1	
Not Deployed Past 12 Months	99	±1	97	1	2	0	0	±1	1.1	±0.1	
Army Enlisted	99	±1	96	1	2	0	0	±2	1.1	±0.1	
E1 – E4	99	±1	96	1	3	0	0	±3	1.1	±0.1	
Army Officers	99	±1	99	1	0	0	0	±1	1.0	±0.1	
Navy Enlisted	99	±1	95	1	3	0	0	±2	1.1	±0.1	
E1 – E4	99	±2	93	2	5	0	0	±4	1.1	±0.1	
Navy Officers	99	±1	99	1	0	0	0	±1	1.0	±0.1	
Marine Corps Enlisted	99	±1	97	1	1	0	1	±2	1.1	±0.1	
E1 – E4	99	±1	96	1	1	0	1	±2	1.1	±0.1	
Marine Corps Officers	98	±2	100	0	0	0	0	±1	1.0	±0.1	
Air Force Enlisted	99	±1	98	1	1	0	0	±1	1.0	±0.1	
E1 – E4	99	±1	97	1	2	0	0	±3	1.1	±0.1	
Air Force Officers	99	±1	99	1	0	0	0	±1	1.0	±0.1	

**35. How often during the past 12 months have you been in situations involving Military Personnel (Active Duty or Reserve), DoD/Service Civilian Employees, and/or Contractors where one or more of these individuals (of either gender)...**

**o. Treated you badly for refusing to have sex?**

1. Never  
 2. Once or twice  
 3. Sometimes  
 4. Often  
 5. Very often

	Percent Responding		Percentages					Max ME	Frequency of Behaviors		
			1	2	3	4	5				
<b>TOTAL</b>	99	±1	97	1	1	0	0	±1	1.1	±0.1	
<b>Army</b>	99	±1	97	1	2	0	0	±1	1.1	±0.1	
<b>Navy</b>	99	±1	96	1	2	0	0	±2	1.1	±0.1	
<b>Marine Corps</b>	99	±1	98	1	1	0	0	±1	1.0	±0.1	
<b>Air Force</b>	99	±1	98	1	1	0	0	±1	1.0	±0.1	
<b>PAYGRADE</b>											
<b>Enlisted</b>	99	±1	97	1	2	0	0	±1	1.1	±0.1	
<b>E1 – E4</b>	99	±1	95	1	3	0	0	±2	1.1	±0.1	
E1 – E3	99	±1	95	1	3	0	1	±2	1.1	±0.1	
E4	99	±1	96	1	2	0	0	±2	1.1	±0.1	
<b>E5 – E9</b>	99	±1	98	1	1	0	0	±1	1.0	±0.1	
E5 – E6	99	±1	97	1	1	0	0	±1	1.0	±0.1	
E7 – E9	99	±1	99	0	0	0	0	±1	1.0	±0.1	
<b>Officers</b>	99	±1	99	0	0	0	0	±1	1.0	±0.1	
<b>W1 – W5</b>	99	±1	99	0	0	0	0	±1	1.0	±0.1	
<b>O1 – O3</b>	99	±1	99	0	1	0	0	±1	1.0	±0.1	
<b>O4 – O6</b>	99	±1	100	0	0	0	0	±1	1.0	±0.1	
<b>DEPLOYMENT</b>											
<b>Deployed Past 12 Months</b>	99	±1	97	1	2	0	0	±1	1.1	±0.1	
<b>Not Deployed Past 12 Months</b>	99	±1	98	1	1	0	0	±1	1.0	±0.1	
<b>RACE/ETHNICITY</b>											
<b>Non-Hispanic White</b>	99	±1	98	1	1	0	0	±1	1.0	±0.1	
<b>Total Minority</b>	99	±1	96	1	2	0	0	±1	1.1	±0.1	
Non-Hispanic Black	99	±1	96	1	2	0	0	±2	1.1	±0.1	
Hispanic	99	±1	97	1	1	0	0	±2	1.1	±0.1	
<b>EXPERIENCED BEHAVIORS</b>											
<b>Experienced USC</b>	100	±1	70	10	13	3	4	±8	1.6	±0.2	■
<b>Not Experienced USC</b>	99	±1	98	1	1	0	0	±1	1.0	±0.1	
<b>Experienced SH</b>	99	±1	85	7	6	1	1	±3	1.3	±0.1	■
<b>Not Experienced SH</b>	99	±1	99	0	1	0	0	±1	1.0	±0.1	
<b>FEMALES</b>											
<b>Total</b>	99	±1	94	3	2	0	1	±1	1.1	±0.1	
<b>Army</b>	99	±1	92	4	2	1	1	±2	1.2	±0.1	
<b>Navy</b>	98	±1	93	3	3	0	1	±2	1.1	±0.1	
<b>Marine Corps</b>	100	±1	93	5	1	0	0	±8	1.1	±0.1	
<b>Air Force</b>	99	±1	98	1	1	0	0	±1	1.0	±0.1	
<b>Enlisted</b>	99	±1	93	3	2	1	1	±2	1.1	±0.1	
<b>E1 – E4</b>	99	±1	90	4	3	1	1	±2	1.2	±0.1	
<b>E5 – E9</b>	99	±1	96	3	1	0	0	±1	1.1	±0.1	
<b>Officers</b>	99	±1	98	1	1	0	0	±1	1.0	±0.1	
<b>O1 – O3</b>	99	±1	98	1	1	0	0	±2	1.0	±0.1	
<b>O4 – O6</b>	99	±1	100	0	0	0	0	±1	1.0	±0.1	

Note. Percent responding are Service members who answered the question.

35o. Continued	Percent Responding		Percentages					Max ME	Frequency of Behaviors		
			1	2	3	4	5				
<b>FEMALES (CONTINUED)</b>											
Experienced USC	100	±0	69	17	5	3	6	±7	1.6	±0.2	
Not Experienced USC	99	±1	97	2	1	0	0	±1	1.1	±0.1	
Experienced SH	99	±1	85	8	4	1	2	±3	1.3	±0.1	
Not Experienced SH	99	±1	99	0	1	0	0	±1	1.0	±0.1	
Deployed Past 12 Months	98	±1	91	5	3	1	1	±4	1.2	±0.1	
Not Deployed Past 12 Months	99	±1	95	2	1	0	1	±1	1.1	±0.1	
Army Enlisted	99	±1	90	5	2	1	1	±3	1.2	±0.1	
E1 – E4	98	±2	87	5	3	2	2	±5	1.3	±0.1	
Army Officers	99	±1	97	2	1	0	0	±2	1.0	±0.1	
Navy Enlisted	99	±1	92	4	3	1	1	±3	1.1	±0.1	
E1 – E4	98	±2	87	5	5	1	1	±5	1.2	±0.1	
Navy Officers	98	±2	99	0	0	0	0	±3	1.0	±0.1	
Marine Corps Enlisted	100	±1	92	6	2	0	0	±9	1.1	±0.1	
E1 – E4	100	±0	90	7	2	0	0	±15	1.1	±0.1	
Marine Corps Officers	99	±2	99	1	0	0	0	±2	1.0	±0.1	
Air Force Enlisted	99	±1	97	1	1	0	0	±2	1.0	±0.1	
E1 – E4	99	±1	96	2	2	0	0	±3	1.1	±0.1	
Air Force Officers	100	±1	99	1	0	0	0	±2	1.0	±0.1	
<b>MALES</b>											
Total	99	±1	98	1	1	0	0	±1	1.0	±0.1	
Army	99	±1	98	1	1	0	0	±1	1.0	±0.1	
Navy	99	±1	97	1	2	0	0	±2	1.1	±0.1	
Marine Corps	99	±1	98	0	1	0	0	±2	1.0	±0.1	
Air Force	99	±1	99	0	1	0	0	±1	1.0	±0.1	
Enlisted	99	±1	97	1	2	0	0	±1	1.1	±0.1	
E1 – E4	99	±1	96	1	2	0	0	±2	1.1	±0.1	
E5 – E9	99	±1	98	1	1	0	0	±1	1.0	±0.1	
Officers	99	±1	100	0	0	0	0	±1	1.0	±0.1	
O1 – O3	99	±1	99	0	0	0	0	±1	1.0	±0.1	
O4 – O6	99	±1	100	0	0	0	0	±1	1.0	±0.1	
Experienced USC	100	±1	70	6	18	4	2	±12	1.6	±0.3	
Not Experienced USC	99	±1	98	0	1	0	0	±1	1.0	±0.1	
Experienced SH	100	±1	84	6	8	1	1	±6	1.3	±0.1	
Not Experienced SH	99	±1	99	0	1	0	0	±1	1.0	±0.1	
Deployed Past 12 Months	99	±1	97	1	2	0	0	±1	1.0	±0.1	
Not Deployed Past 12 Months	99	±1	98	0	1	0	0	±1	1.0	±0.1	
Army Enlisted	99	±1	98	1	2	0	0	±2	1.0	±0.1	
E1 – E4	99	±1	97	1	2	0	0	±3	1.1	±0.1	
Army Officers	99	±1	99	0	0	0	0	±1	1.0	±0.1	
Navy Enlisted	99	±1	96	1	3	0	0	±2	1.1	±0.1	
E1 – E4	98	±2	94	1	5	0	0	±4	1.1	±0.1	
Navy Officers	99	±1	100	0	0	0	0	±1	1.0	±0.1	
Marine Corps Enlisted	99	±1	98	0	1	0	0	±2	1.0	±0.1	
E1 – E4	100	±1	97	1	1	0	1	±2	1.1	±0.1	
Marine Corps Officers	99	±1	100	0	0	0	0	±1	1.0	±0.1	
Air Force Enlisted	99	±1	98	1	1	0	0	±1	1.0	±0.1	
E1 – E4	99	±1	97	0	2	0	1	±2	1.1	±0.1	
Air Force Officers	99	±1	100	0	0	0	0	±1	1.0	±0.1	

**35. How often during the past 12 months have you been in situations involving Military Personnel (Active Duty or Reserve), DoD/Service Civilian Employees, and/or Contractors where one or more of these individuals (of either gender)...**

**p. Implied faster promotions or better treatment if you were sexually cooperative?**

1. Never  
4. Often  
2. Once or twice  
5. Very often  
3. Sometimes

	Percent Responding		Percentages					Max ME	Frequency of Behaviors		
			1	2	3	4	5				
<b>TOTAL</b>	99	±1	98	1	1	0	0	±1	1.0	±0.1	
<b>Army</b>	99	±1	97	1	1	0	0	±1	1.0	±0.1	
<b>Navy</b>	99	±1	96	1	2	0	0	±2	1.1	±0.1	
<b>Marine Corps</b>	99	±1	98	0	1	0	0	±1	1.0	±0.1	
<b>Air Force</b>	99	±1	99	0	1	0	0	±1	1.0	±0.1	
<b>PAYGRADE</b>											
<b>Enlisted</b>	99	±1	97	1	2	0	0	±1	1.1	±0.1	
<b>E1 – E4</b>	99	±1	96	1	2	0	0	±1	1.1	±0.1	
E1 – E3	99	±1	95	1	3	0	0	±2	1.1	±0.1	
E4	99	±1	96	1	2	0	0	±2	1.1	±0.1	
<b>E5 – E9</b>	99	±1	98	1	1	0	0	±1	1.0	±0.1	
E5 – E6	99	±1	98	1	1	0	0	±1	1.0	±0.1	
E7 – E9	99	±1	99	0	0	0	0	±1	1.0	±0.1	
<b>Officers</b>	99	±1	100	0	0	0	0	±1	1.0	±0.1	
<b>W1 – W5</b>	99	±1	99	0	0	0	0	±1	1.0	±0.1	
<b>O1 – O3</b>	99	±1	99	0	0	0	0	±1	1.0	±0.1	
<b>O4 – O6</b>	99	±1	100	0	0	0	0	±1	1.0	±0.1	
<b>DEPLOYMENT</b>											
<b>Deployed Past 12 Months</b>	99	±1	97	1	2	0	0	±1	1.1	±0.1	
<b>Not Deployed Past 12 Months</b>	99	±1	98	1	1	0	0	±1	1.0	±0.1	
<b>RACE/ETHNICITY</b>											
<b>Non-Hispanic White</b>	99	±1	98	1	1	0	0	±1	1.0	±0.1	
<b>Total Minority</b>	99	±1	97	1	2	0	0	±1	1.1	±0.1	
Non-Hispanic Black	99	±1	96	1	2	0	0	±2	1.1	±0.1	
Hispanic	99	±1	97	1	1	0	0	±2	1.1	±0.1	
<b>EXPERIENCED BEHAVIORS</b>											
<b>Experienced USC</b>	100	±1	77	7	11	2	3	±8	1.5	±0.2	
<b>Not Experienced USC</b>	99	±1	98	0	1	0	0	±1	1.0	±0.1	
<b>Experienced SH</b>	99	±1	89	4	5	1	1	±3	1.2	±0.1	
<b>Not Experienced SH</b>	99	±1	99	0	1	0	0	±1	1.0	±0.1	
<b>FEMALES</b>											
<b>Total</b>	99	±1	96	2	2	0	0	±1	1.1	±0.1	
<b>Army</b>	98	±2	94	3	2	1	1	±3	1.1	±0.1	
<b>Navy</b>	99	±1	94	3	3	0	0	±2	1.1	±0.1	
<b>Marine Corps</b>	100	±1	97	1	1	0	0	±2	1.1	±0.1	
<b>Air Force</b>	99	±1	98	1	1	0	0	±1	1.0	±0.1	
<b>Enlisted</b>	99	±1	95	2	2	0	0	±1	1.1	±0.1	
<b>E1 – E4</b>	99	±1	93	3	3	1	1	±2	1.1	±0.1	
<b>E5 – E9</b>	99	±1	97	2	1	0	0	±1	1.0	±0.1	
<b>Officers</b>	99	±1	99	0	0	0	0	±1	1.0	±0.1	
<b>O1 – O3</b>	99	±1	99	0	1	0	0	±1	1.0	±0.1	
<b>O4 – O6</b>	99	±1	100	0	0	0	0	±1	1.0	±0.1	

Note. Percent responding are Service members who answered the question.

35p. Continued	Percent Responding		Percentages					Max ME	Frequency of Behaviors		
			1	2	3	4	5				
<b>FEMALES (CONTINUED)</b>											
Experienced USC	100	±0	81	9	6	1	3	±5	1.4	±0.2	■
Not Experienced USC	99	±1	97	1	1	0	0	±1	1.0	±0.1	
Experienced SH	99	±1	90	5	3	1	1	±2	1.2	±0.1	■
Not Experienced SH	98	±1	99	0	1	0	0	±1	1.0	±0.1	
Deployed Past 12 Months	98	±1	93	3	2	1	0	±4	1.1	±0.1	■
Not Deployed Past 12 Months	99	±1	97	1	1	0	0	±1	1.1	±0.1	■
Army Enlisted	98	±2	93	3	2	1	1	±3	1.1	±0.1	■
E1 – E4	98	±1	90	4	3	2	1	±6	1.2	±0.1	■
Army Officers	99	±2	99	0	1	0	0	±1	1.0	±0.1	
Navy Enlisted	99	±1	93	3	3	0	0	±3	1.1	±0.1	■
E1 – E4	99	±1	90	4	5	0	1	±5	1.2	±0.1	■
Navy Officers	99	±1	99	0	1	0	0	±3	1.0	±0.1	
Marine Corps Enlisted	100	±1	96	2	2	0	0	±2	1.1	±0.1	■
E1 – E4	100	±0	96	2	2	0	0	±3	1.1	±0.1	■
Marine Corps Officers	99	±2	100	0	0	0	0	±1	1.0	±0.1	
Air Force Enlisted	99	±1	98	1	1	0	0	±2	1.0	±0.1	
E1 – E4	99	±1	97	1	2	0	0	±3	1.1	±0.1	■
Air Force Officers	100	±1	100	0	0	0	0	±1	1.0	±0.1	
<b>MALES</b>											
Total	99	±1	98	0	1	0	0	±1	1.0	±0.1	
Army	99	±1	98	0	1	0	0	±1	1.0	±0.1	
Navy	99	±1	97	1	2	0	0	±2	1.1	±0.1	■
Marine Corps	99	±1	98	0	1	0	0	±1	1.0	±0.1	
Air Force	99	±1	99	0	1	0	0	±1	1.0	±0.1	
Enlisted	99	±1	98	1	2	0	0	±1	1.0	±0.1	
E1 – E4	99	±1	97	1	2	0	0	±2	1.1	±0.1	■
E5 – E9	99	±1	98	0	1	0	0	±1	1.0	±0.1	
Officers	99	±1	100	0	0	0	0	±1	1.0	±0.1	
O1 – O3	99	±1	99	0	0	0	0	±1	1.0	±0.1	
O4 – O6	99	±1	100	0	0	0	0	±1	1.0	±0.1	
Experienced USC	100	±1	74	6	15	2	2	±12	1.5	±0.3	■
Not Experienced USC	99	±1	99	0	1	0	0	±1	1.0	±0.1	
Experienced SH	99	±1	87	4	7	1	1	±5	1.2	±0.1	■
Not Experienced SH	99	±1	99	0	1	0	0	±1	1.0	±0.1	
Deployed Past 12 Months	99	±1	98	1	2	0	0	±1	1.0	±0.1	
Not Deployed Past 12 Months	99	±1	98	0	1	0	0	±1	1.0	±0.1	
Army Enlisted	99	±1	98	1	2	0	0	±2	1.0	±0.1	
E1 – E4	99	±2	97	1	2	0	0	±3	1.1	±0.1	■
Army Officers	99	±1	99	0	0	0	0	±1	1.0	±0.1	
Navy Enlisted	99	±1	96	1	3	0	0	±2	1.1	±0.1	■
E1 – E4	99	±2	94	2	4	0	0	±4	1.1	±0.1	■
Navy Officers	99	±1	100	0	0	0	0	±1	1.0	±0.1	
Marine Corps Enlisted	99	±1	98	0	1	0	0	±2	1.0	±0.1	
E1 – E4	99	±1	97	1	1	0	1	±2	1.1	±0.1	■
Marine Corps Officers	99	±1	100	0	0	0	0	±1	1.0	±0.1	
Air Force Enlisted	99	±1	99	0	1	0	0	±1	1.0	±0.1	
E1 – E4	99	±2	98	0	2	0	0	±2	1.0	±0.1	
Air Force Officers	99	±1	100	0	0	0	0	±1	1.0	±0.1	

**35. How often during the past 12 months have you been in situations involving Military Personnel (Active Duty or Reserve), DoD/Service Civilian Employees, and/or Contractors where one or more of these individuals (of either gender)...**

**q. Made sexually suggestive comments, gestures, or looks (e.g., stared at your body)?**

- 1. Never
- 2. Once or twice
- 3. Sometimes
- 4. Often
- 5. Very often

	Percent Responding		Percentages					Max ME	Frequency of Behaviors		
			1	2	3	4	5				
<b>TOTAL</b>	99	±1	89	6	4	1	1	±1	1.2	±0.1	
Army	99	±1	87	6	4	1	1	±2	1.2	±0.1	
Navy	99	±1	87	6	5	1	1	±2	1.2	±0.1	
Marine Corps	99	±1	92	4	3	1	1	±2	1.2	±0.1	
Air Force	99	±1	93	5	2	0	0	±1	1.1	±0.1	
<b>PAYGRADE</b>											
Enlisted	99	±1	88	6	4	1	1	±1	1.2	±0.1	
E1 – E4	99	±1	86	6	5	1	1	±2	1.3	±0.1	
E1 – E3	98	±1	87	5	6	1	1	±3	1.2	±0.1	
E4	99	±1	86	7	5	1	1	±2	1.3	±0.1	
E5 – E9	99	±1	90	6	3	1	0	±1	1.2	±0.1	
E5 – E6	99	±1	89	6	3	1	1	±2	1.2	±0.1	
E7 – E9	99	±1	95	4	1	0	0	±1	1.1	±0.1	
Officers	99	±1	93	5	2	0	0	±1	1.1	±0.1	
W1 – W5	99	±1	93	5	2	0	0	±2	1.1	±0.1	
O1 – O3	99	±1	91	6	2	0	0	±1	1.1	±0.1	
O4 – O6	99	±1	95	4	1	0	0	±2	1.1	±0.1	
<b>DEPLOYMENT</b>											
Deployed Past 12 Months	99	±1	88	6	4	1	1	±2	1.2	±0.1	
Not Deployed Past 12 Months	99	±1	90	5	3	1	1	±1	1.2	±0.1	
<b>RACE/ETHNICITY</b>											
Non-Hispanic White	99	±1	91	5	3	1	1	±1	1.2	±0.1	
Total Minority	98	±1	87	7	4	1	1	±2	1.2	±0.1	
Non-Hispanic Black	98	±1	87	6	4	1	1	±2	1.2	±0.1	
Hispanic	98	±1	86	7	4	2	1	±3	1.2	±0.1	
<b>EXPERIENCED BEHAVIORS</b>											
Experienced USC	100	±1	32	26	21	10	11	±8	2.4	±0.2	
Not Experienced USC	99	±1	91	5	3	1	0	±1	1.1	±0.1	
Experienced SH	99	±1	37	31	19	7	6	±4	2.1	±0.1	
Not Experienced SH	99	±1	95	3	2	0	0	±1	1.1	±0.1	
<b>FEMALES</b>											
Total	99	±1	68	18	8	3	3	±2	1.6	±0.1	
Army	98	±1	60	20	10	6	4	±3	1.7	±0.1	
Navy	98	±1	64	19	10	4	3	±3	1.6	±0.1	
Marine Corps	100	±1	66	15	11	3	5	±8	1.6	±0.2	
Air Force	99	±1	78	14	5	1	1	±3	1.3	±0.1	
Enlisted	98	±1	66	18	9	4	3	±2	1.6	±0.1	
E1 – E4	98	±1	61	19	11	5	4	±3	1.7	±0.1	
E5 – E9	99	±1	70	17	8	3	2	±2	1.5	±0.1	
Officers	99	±1	76	16	6	2	1	±3	1.4	±0.1	
O1 – O3	99	±1	71	19	7	2	1	±4	1.4	±0.1	
O4 – O6	100	±1	87	9	3	0	1	±2	1.2	±0.1	

Note. Percent responding are Service members who answered the question.

35q. Continued	Percent Responding		Percentages					Max ME	Frequency of Behaviors		
			1	2	3	4	5				
<b>FEMALES (CONTINUED)</b>											
Experienced USC	100	±1	23	26	20	14	17	±9	2.8	±0.3	
Not Experienced USC	99	±1	72	17	7	2	2	±2	1.4	±0.1	
Experienced SH	99	±1	26	36	21	9	8	±3	2.4	±0.1	
Not Experienced SH	98	±1	88	9	2	1	0	±2	1.2	±0.1	
Deployed Past 12 Months	98	±1	55	23	12	6	4	±3	1.8	±0.1	
Not Deployed Past 12 Months	99	±1	72	16	7	3	2	±2	1.5	±0.1	
Army Enlisted	98	±1	58	21	11	6	4	±3	1.8	±0.1	
E1 – E4	97	±2	52	20	14	9	5	±5	2.0	±0.2	
Army Officers	99	±1	71	19	7	3	1	±4	1.4	±0.1	
Navy Enlisted	98	±1	62	20	10	4	3	±4	1.7	±0.1	
E1 – E4	99	±2	58	22	11	5	4	±5	1.8	±0.2	
Navy Officers	99	±1	72	17	6	1	3	±6	1.4	±0.2	
Marine Corps Enlisted	100	±1	65	15	11	3	5	±8	1.7	±0.3	
E1 – E4	99	±1	63	14	13	2	7	±13	1.8	±0.4	
Marine Corps Officers	99	±1	71	17	8	2	1	±6	1.4	±0.1	
Air Force Enlisted	99	±1	76	15	6	1	1	±3	1.4	±0.1	
E1 – E4	99	±1	72	18	6	2	2	±5	1.4	±0.1	
Air Force Officers	100	±1	85	11	4	1	0	±4	1.2	±0.1	
<b>MALES</b>											
Total	99	±1	93	4	3	0	0	±1	1.1	±0.1	
Army	99	±1	92	4	3	1	0	±2	1.1	±0.1	
Navy	99	±1	91	4	4	1	0	±2	1.2	±0.1	
Marine Corps	99	±1	94	3	2	0	1	±2	1.1	±0.1	
Air Force	99	±1	96	2	1	0	0	±1	1.1	±0.1	
Enlisted	99	±1	92	4	3	1	0	±1	1.1	±0.1	
E1 – E4	99	±1	91	4	4	1	1	±2	1.2	±0.1	
E5 – E9	99	±1	93	4	2	1	0	±1	1.1	±0.1	
Officers	99	±1	96	3	1	0	0	±1	1.1	±0.1	
O1 – O3	99	±1	96	3	1	0	0	±1	1.1	±0.1	
O4 – O6	99	±1	96	3	1	0	0	±2	1.0	±0.1	
Experienced USC	99	±1	38	25	21	8	8	±12	2.2	±0.3	
Not Experienced USC	99	±1	94	3	2	0	0	±1	1.1	±0.1	
Experienced SH	99	±2	48	27	17	4	4	±6	1.9	±0.2	
Not Experienced SH	99	±1	96	2	2	0	0	±1	1.1	±0.1	
Deployed Past 12 Months	99	±1	91	4	3	1	0	±2	1.1	±0.1	
Not Deployed Past 12 Months	99	±1	94	3	2	0	0	±1	1.1	±0.1	
Army Enlisted	99	±1	91	4	4	1	0	±2	1.1	±0.1	
E1 – E4	99	±1	91	3	6	0	0	±4	1.2	±0.1	
Army Officers	99	±1	95	4	1	0	0	±2	1.1	±0.1	
Navy Enlisted	99	±1	90	5	4	1	0	±2	1.2	±0.1	
E1 – E4	98	±2	87	5	6	1	1	±5	1.2	±0.1	
Navy Officers	100	±1	96	3	1	0	0	±2	1.1	±0.1	
Marine Corps Enlisted	99	±1	93	4	2	0	1	±2	1.1	±0.1	
E1 – E4	99	±2	92	4	2	1	1	±3	1.2	±0.1	
Marine Corps Officers	100	±1	98	1	1	0	0	±2	1.0	±0.1	
Air Force Enlisted	99	±1	96	2	1	0	0	±2	1.1	±0.1	
E1 – E4	99	±1	95	3	2	0	0	±3	1.1	±0.1	
Air Force Officers	99	±1	97	2	1	0	0	±1	1.0	±0.1	

**35. How often during the past 12 months have you been in situations involving Military Personnel (Active Duty or Reserve), DoD/Service Civilian Employees, and/or Contractors where one or more of these individuals (of either gender)...**

**r. Attempted to have sex with you without your consent or against your will, but was not successful?**

- 1. Never
- 2. Once or twice
- 3. Sometimes
- 4. Often
- 5. Very often

	Percent Responding		Percentages					Max ME	Frequency of Behaviors	
			1	2	3	4	5			
<b>TOTAL</b>	99	±1	97	1	1	0	0	±1	1.0	±0.1
<b>Army</b>	99	±1	97	1	1	0	0	±1	1.0	±0.1
<b>Navy</b>	99	±1	96	1	2	0	0	±2	1.1	±0.1
<b>Marine Corps</b>	99	±1	98	1	1	0	0	±1	1.0	±0.1
<b>Air Force</b>	99	±1	98	1	1	0	0	±1	1.0	±0.1
<b>PAYGRADE</b>										
<b>Enlisted</b>	99	±1	97	1	2	0	0	±1	1.1	±0.1
<b>E1 – E4</b>	99	±1	96	2	3	0	0	±2	1.1	±0.1
E1 – E3	99	±1	95	2	3	0	1	±2	1.1	±0.1
E4	99	±1	96	2	2	0	0	±2	1.1	±0.1
<b>E5 – E9</b>	99	±1	98	1	1	0	0	±1	1.0	±0.1
E5 – E6	99	±1	98	1	1	0	0	±1	1.0	±0.1
E7 – E9	100	±1	99	0	0	0	0	±1	1.0	±0.1
<b>Officers</b>	99	±1	99	0	0	0	0	±1	1.0	±0.1
<b>W1 – W5</b>	100	±1	99	0	0	0	0	±1	1.0	±0.1
<b>O1 – O3</b>	99	±1	99	1	0	0	0	±1	1.0	±0.1
<b>O4 – O6</b>	99	±1	100	0	0	0	0	±1	1.0	±0.1
<b>DEPLOYMENT</b>										
<b>Deployed Past 12 Months</b>	99	±1	97	1	2	0	0	±1	1.1	±0.1
<b>Not Deployed Past 12 Months</b>	99	±1	98	1	1	0	0	±1	1.0	±0.1
<b>RACE/ETHNICITY</b>										
<b>Non-Hispanic White</b>	99	±1	98	1	1	0	0	±1	1.0	±0.1
<b>Total Minority</b>	99	±1	97	1	2	0	0	±1	1.1	±0.1
Non-Hispanic Black	99	±1	96	1	2	0	0	±2	1.1	±0.1
Hispanic	99	±1	97	1	1	0	0	±2	1.1	±0.1
<b>EXPERIENCED BEHAVIORS</b>										
<b>Experienced USC</b>	99	±1	69	16	12	2	2	±8	1.5	±0.2
<b>Not Experienced USC</b>	99	±1	98	1	1	0	0	±1	1.0	±0.1
<b>Experienced SH</b>	100	±1	87	6	5	1	1	±3	1.2	±0.1
<b>Not Experienced SH</b>	99	±1	99	0	1	0	0	±1	1.0	±0.1
<b>FEMALES</b>										
<b>Total</b>	99	±1	95	3	1	0	0	±1	1.1	±0.1
<b>Army</b>	99	±1	93	4	2	0	1	±3	1.1	±0.1
<b>Navy</b>	99	±1	95	3	1	0	0	±2	1.1	±0.1
<b>Marine Corps</b>	100	±1	94	5	1	0	0	±7	1.1	±0.1
<b>Air Force</b>	99	±1	98	1	1	0	0	±1	1.0	±0.1
<b>Enlisted</b>	99	±1	94	3	1	0	0	±1	1.1	±0.1
<b>E1 – E4</b>	99	±1	91	5	3	0	1	±2	1.1	±0.1
<b>E5 – E9</b>	99	±1	97	2	1	0	0	±1	1.0	±0.1
<b>Officers</b>	99	±1	99	1	0	0	0	±1	1.0	±0.1
<b>O1 – O3</b>	99	±1	98	1	0	0	0	±2	1.0	±0.1
<b>O4 – O6</b>	99	±1	100	0	0	0	0	±1	1.0	±0.1

Note. Percent responding are Service members who answered the question.



35r. Continued	Percent Responding		Percentages					Max ME	Frequency of Behaviors		
			1	2	3	4	5				
<b>FEMALES (CONTINUED)</b>											
Experienced USC	100	±1	66	23	6	2	2	±7	1.5	±0.2	■
Not Experienced USC	100	±1	98	1	1	0	0	±1	1.0	±0.1	
Experienced SH	100	±1	88	7	3	1	1	±2	1.2	±0.1	■
Not Experienced SH	99	±1	99	1	1	0	0	±1	1.0	±0.1	
Deployed Past 12 Months	99	±1	92	5	2	0	1	±4	1.1	±0.1	■
Not Deployed Past 12 Months	99	±1	96	2	1	0	0	±1	1.1	±0.1	■
Army Enlisted	99	±1	92	5	2	0	1	±3	1.1	±0.1	■
E1 – E4	99	±1	87	7	3	0	2	±6	1.2	±0.2	■
Army Officers	99	±1	98	2	1	0	0	±2	1.0	±0.1	
Navy Enlisted	99	±1	94	3	2	0	0	±2	1.1	±0.1	■
E1 – E4	99	±1	90	5	3	1	1	±3	1.2	±0.1	■
Navy Officers	100	±1	99	0	0	0	0	±3	1.0	±0.1	
Marine Corps Enlisted	100	±0	93	5	1	0	0	±8	1.1	±0.1	■
E1 – E4	100	±0	91	8	2	0	0	±13	1.1	±0.1	■
Marine Corps Officers	99	±1	99	1	0	0	0	±2	1.0	±0.1	
Air Force Enlisted	99	±1	97	1	1	0	0	±2	1.0	±0.1	
E1 – E4	99	±1	96	2	2	0	0	±3	1.1	±0.1	■
Air Force Officers	100	±1	99	1	0	0	0	±2	1.0	±0.1	
<b>MALES</b>											
Total	99	±1	98	1	1	0	0	±1	1.0	±0.1	
Army	99	±1	98	0	1	0	0	±1	1.0	±0.1	
Navy	99	±1	97	1	2	0	0	±2	1.1	±0.1	■
Marine Corps	99	±1	98	0	1	0	0	±1	1.0	±0.1	
Air Force	99	±1	99	1	1	0	0	±1	1.0	±0.1	
Enlisted	99	±1	98	1	2	0	0	±1	1.0	±0.1	
E1 – E4	99	±1	96	1	3	0	0	±2	1.1	±0.1	■
E5 – E9	99	±1	98	0	1	0	0	±1	1.0	±0.1	
Officers	99	±1	99	0	0	0	0	±1	1.0	±0.1	
O1 – O3	99	±1	99	0	0	0	0	±1	1.0	±0.1	
O4 – O6	99	±1	100	0	0	0	0	±1	1.0	±0.1	
Experienced USC	99	±2	70	11	16	2	1	±12	1.5	±0.3	■
Not Experienced USC	99	±1	99	0	1	0	0	±1	1.0	±0.1	
Experienced SH	100	±1	86	5	8	0	1	±5	1.2	±0.1	■
Not Experienced SH	99	±1	99	0	1	0	0	±1	1.0	±0.1	
Deployed Past 12 Months	99	±1	98	1	2	0	0	±1	1.0	±0.1	
Not Deployed Past 12 Months	99	±1	98	1	1	0	0	±1	1.0	±0.1	
Army Enlisted	99	±1	98	0	2	0	0	±2	1.0	±0.1	
E1 – E4	99	±1	97	0	2	0	0	±3	1.1	±0.1	■
Army Officers	99	±1	99	0	0	0	0	±1	1.0	±0.1	
Navy Enlisted	99	±1	96	1	3	0	0	±2	1.1	±0.1	■
E1 – E4	99	±2	93	2	5	0	0	±4	1.1	±0.1	■
Navy Officers	99	±1	99	0	0	0	0	±1	1.0	±0.1	
Marine Corps Enlisted	99	±1	98	0	1	0	0	±2	1.0	±0.1	
E1 – E4	99	±1	97	1	1	0	1	±2	1.1	±0.1	■
Marine Corps Officers	100	±1	100	0	0	0	0	±1	1.0	±0.1	
Air Force Enlisted	99	±1	98	1	1	0	0	±1	1.0	±0.1	
E1 – E4	99	±1	97	1	2	0	0	±3	1.0	±0.1	
Air Force Officers	99	±1	100	0	0	0	0	±1	1.0	±0.1	

**35. How often during the past 12 months have you been in situations involving Military Personnel (Active Duty or Reserve), DoD/Service Civilian Employees, and/or Contractors where one or more of these individuals (of either gender)...**

**s. Had sex with you without your consent or against your will?**

1. Never  
 2. Once or twice  
 3. Sometimes  
 4. Often  
 5. Very often

	Percent Responding		Percentages					Max ME	Frequency of Behaviors	
			1	2	3	4	5			
<b>TOTAL</b>	99	±1	98	0	1	0	0	±1	1.0	±0.1
<b>Army</b>	99	±1	98	0	1	0	0	±1	1.0	±0.1
<b>Navy</b>	99	±1	97	0	2	0	0	±1	1.1	±0.1
<b>Marine Corps</b>	99	±1	98	1	1	0	0	±1	1.0	±0.1
<b>Air Force</b>	100	±1	99	0	1	0	0	±1	1.0	±0.1
<b>PAYGRADE</b>										
<b>Enlisted</b>	99	±1	98	1	1	0	0	±1	1.0	±0.1
<b>E1 – E4</b>	99	±1	97	1	2	0	0	±1	1.1	±0.1
E1 – E3	99	±1	96	1	3	0	1	±2	1.1	±0.1
E4	99	±1	97	1	2	0	0	±2	1.1	±0.1
<b>E5 – E9</b>	99	±1	99	0	1	0	0	±1	1.0	±0.1
E5 – E6	99	±1	98	0	1	0	0	±1	1.0	±0.1
E7 – E9	99	±1	99	0	0	0	0	±1	1.0	±0.1
<b>Officers</b>	99	±1	99	0	0	0	0	±1	1.0	±0.1
<b>W1 – W5</b>	100	±1	100	0	0	0	0	±1	1.0	±0.1
<b>O1 – O3</b>	99	±1	99	0	0	0	0	±1	1.0	±0.1
<b>O4 – O6</b>	99	±1	100	0	0	0	0	±1	1.0	±0.1
<b>DEPLOYMENT</b>										
<b>Deployed Past 12 Months</b>	99	±1	98	1	2	0	0	±1	1.0	±0.1
<b>Not Deployed Past 12 Months</b>	99	±1	98	0	1	0	0	±1	1.0	±0.1
<b>RACE/ETHNICITY</b>										
<b>Non-Hispanic White</b>	99	±1	98	0	1	0	0	±1	1.0	±0.1
<b>Total Minority</b>	99	±1	98	1	2	0	0	±1	1.0	±0.1
Non-Hispanic Black	99	±1	97	1	2	0	0	±2	1.1	±0.1
Hispanic	99	±1	98	0	1	0	0	±2	1.0	±0.1
<b>EXPERIENCED BEHAVIORS</b>										
<b>Experienced USC</b>	99	±1	81	5	11	2	2	±8	1.4	±0.2
<b>Not Experienced USC</b>	99	±1	99	0	1	0	0	±1	1.0	±0.1
<b>Experienced SH</b>	99	±1	92	3	5	0	1	±3	1.2	±0.1
<b>Not Experienced SH</b>	99	±1	99	0	1	0	0	±1	1.0	±0.1
<b>FEMALES</b>										
<b>Total</b>	99	±1	97	1	1	0	0	±1	1.0	±0.1
<b>Army</b>	99	±1	97	2	1	0	1	±3	1.1	±0.1
<b>Navy</b>	99	±1	98	1	1	0	0	±2	1.0	±0.1
<b>Marine Corps</b>	100	±1	95	4	1	0	1	±8	1.1	±0.1
<b>Air Force</b>	99	±1	99	1	1	0	0	±1	1.0	±0.1
<b>Enlisted</b>	99	±1	97	1	1	0	0	±1	1.1	±0.1
<b>E1 – E4</b>	99	±1	95	2	2	0	1	±2	1.1	±0.1
<b>E5 – E9</b>	99	±1	99	1	0	0	0	±1	1.0	±0.1
<b>Officers</b>	99	±1	99	0	0	0	0	±1	1.0	±0.1
<b>O1 – O3</b>	99	±1	99	0	0	0	0	±1	1.0	±0.1
<b>O4 – O6</b>	100	±1	100	0	0	0	0	±1	1.0	±0.1

Note. Percent responding are Service members who answered the question.

35s. Continued	Percent Responding		Percentages					Max ME	Frequency of Behaviors		
			1	2	3	4	5				
<b>FEMALES (CONTINUED)</b>											
Experienced USC	100	±1	84	10	3	0	2	±6	1.3	±0.1	
Not Experienced USC	100	±1	99	0	1	0	0	±1	1.0	±0.1	
Experienced SH	99	±1	94	3	2	0	1	±2	1.1	±0.1	
Not Experienced SH	99	±1	99	0	1	0	0	±1	1.0	±0.1	
Deployed Past 12 Months	99	±1	96	2	2	0	1	±4	1.1	±0.1	
Not Deployed Past 12 Months	99	±1	98	1	1	0	0	±1	1.0	±0.1	
Army Enlisted	99	±1	96	2	1	0	1	±3	1.1	±0.1	
E1 – E4	99	±1	93	3	2	0	2	±6	1.1	±0.2	
Army Officers	99	±1	99	1	1	0	0	±2	1.0	±0.1	
Navy Enlisted	99	±1	97	1	1	0	0	±2	1.1	±0.1	
E1 – E4	99	±1	96	1	2	1	0	±3	1.1	±0.1	
Navy Officers	99	±2	100	0	0	0	0	±2	1.0	±0.1	
Marine Corps Enlisted	100	±1	94	4	1	0	1	±8	1.1	±0.1	
E1 – E4	100	±1	92	6	1	0	1	±14	1.1	±0.2	
Marine Corps Officers	100	±0	99	1	0	0	0	±1	1.0	±0.1	
Air Force Enlisted	99	±1	98	1	1	0	0	±1	1.0	±0.1	
E1 – E4	99	±1	97	1	2	0	0	±2	1.0	±0.1	
Air Force Officers	100	±1	100	0	0	0	0	±1	1.0	±0.1	
<b>MALES</b>											
Total	99	±1	98	0	1	0	0	±1	1.0	±0.1	
Army	99	±1	98	0	1	0	0	±1	1.0	±0.1	
Navy	99	±1	97	0	2	0	0	±2	1.1	±0.1	
Marine Corps	99	±1	99	0	1	0	0	±1	1.0	±0.1	
Air Force	100	±1	99	0	1	0	0	±1	1.0	±0.1	
Enlisted	99	±1	98	0	2	0	0	±1	1.0	±0.1	
E1 – E4	99	±1	97	0	2	0	0	±2	1.1	±0.1	
E5 – E9	99	±1	99	0	1	0	0	±1	1.0	±0.1	
Officers	99	±1	99	0	0	0	0	±1	1.0	±0.1	
O1 – O3	99	±1	99	0	0	0	0	±1	1.0	±0.1	
O4 – O6	99	±1	100	0	0	0	0	±1	1.0	±0.1	
Experienced USC	99	±2	78	2	16	3	1	±12	1.5	±0.3	
Not Experienced USC	99	±1	99	0	1	0	0	±1	1.0	±0.1	
Experienced SH	99	±1	89	2	7	1	1	±5	1.2	±0.1	
Not Experienced SH	99	±1	99	0	1	0	0	±1	1.0	±0.1	
Deployed Past 12 Months	99	±1	98	1	2	0	0	±1	1.0	±0.1	
Not Deployed Past 12 Months	99	±1	98	0	1	0	0	±1	1.0	±0.1	
Army Enlisted	99	±1	98	0	2	0	0	±2	1.0	±0.1	
E1 – E4	99	±1	98	0	2	0	0	±3	1.0	±0.1	
Army Officers	99	±1	99	0	0	0	0	±1	1.0	±0.1	
Navy Enlisted	99	±1	97	0	3	0	0	±2	1.1	±0.1	
E1 – E4	99	±2	95	1	4	0	0	±4	1.1	±0.1	
Navy Officers	99	±1	100	0	0	0	0	±1	1.0	±0.1	
Marine Corps Enlisted	99	±1	98	0	1	0	0	±2	1.0	±0.1	
E1 – E4	99	±1	98	1	1	0	1	±2	1.1	±0.1	
Marine Corps Officers	100	±1	100	0	0	0	0	±1	1.0	±0.1	
Air Force Enlisted	100	±1	99	0	1	0	0	±1	1.0	±0.1	
E1 – E4	99	±1	98	1	2	0	0	±2	1.0	±0.1	
Air Force Officers	100	±1	100	0	0	0	0	±1	1.0	±0.1	

**35. How often during the past 12 months have you been in situations involving Military Personnel (Active Duty or Reserve), DoD/Service Civilian Employees, and/or Contractors where one or more of these individuals (of either gender)...**

**t. Other unwanted gender-related behavior?**

- 1. Never
- 2. Once or twice
- 3. Sometimes
- 4. Often
- 5. Very often

	Percent Responding		Percentages					Max ME	Frequency of Behaviors		
			1	2	3	4	5				
<b>TOTAL</b>	99	±1	96	1	2	0	0	±1	1.1	±0.1	
Army	99	±1	95	2	3	0	0	±1	1.1	±0.1	
Navy	99	±1	95	2	2	0	0	±2	1.1	±0.1	
Marine Corps	99	±1	97	1	1	0	1	±1	1.1	±0.1	
Air Force	99	±1	98	1	1	0	0	±1	1.0	±0.1	
<b>PAYGRADE</b>											
Enlisted	99	±1	96	2	2	0	0	±1	1.1	±0.1	
E1 – E4	99	±1	94	2	3	0	1	±2	1.1	±0.1	
E1 – E3	99	±1	94	2	3	0	1	±2	1.1	±0.1	
E4	99	±1	94	2	4	1	0	±2	1.1	±0.1	
E5 – E9	99	±1	97	1	1	0	0	±1	1.1	±0.1	
E5 – E6	99	±1	96	2	2	0	0	±1	1.1	±0.1	
E7 – E9	99	±1	99	1	0	0	0	±1	1.0	±0.1	
Officers	99	±1	98	1	1	0	0	±1	1.0	±0.1	
W1 – W5	100	±1	98	1	1	0	0	±2	1.0	±0.1	
O1 – O3	99	±1	97	1	1	0	0	±1	1.0	±0.1	
O4 – O6	100	±1	98	1	0	0	0	±1	1.0	±0.1	
<b>DEPLOYMENT</b>											
Deployed Past 12 Months	99	±1	95	2	2	0	0	±1	1.1	±0.1	
Not Deployed Past 12 Months	99	±1	96	1	2	0	0	±1	1.1	±0.1	
<b>RACE/ETHNICITY</b>											
Non-Hispanic White	99	±1	96	1	2	0	0	±1	1.1	±0.1	
Total Minority	99	±1	95	2	2	0	0	±1	1.1	±0.1	
Non-Hispanic Black	98	±1	95	2	2	0	0	±2	1.1	±0.1	
Hispanic	98	±1	96	2	2	0	1	±2	1.1	±0.1	
<b>EXPERIENCED BEHAVIORS</b>											
Experienced USC	99	±1	63	12	16	4	5	±8	1.7	±0.2	■
Not Experienced USC	99	±1	97	1	1	0	0	±1	1.1	±0.1	
Experienced SH	99	±1	77	9	10	2	2	±3	1.4	±0.1	■
Not Experienced SH	99	±1	98	1	1	0	0	±1	1.0	±0.1	
<b>FEMALES</b>											
Total	99	±1	90	5	4	1	1	±1	1.2	±0.1	
Army	99	±1	86	6	5	1	2	±2	1.3	±0.1	■
Navy	99	±1	88	6	4	1	1	±2	1.2	±0.1	■
Marine Corps	100	±1	90	6	3	1	1	±7	1.2	±0.1	■
Air Force	99	±1	95	3	2	0	0	±2	1.1	±0.1	■
Enlisted	99	±1	89	5	4	1	1	±2	1.2	±0.1	■
E1 – E4	99	±1	87	5	5	1	2	±2	1.3	±0.1	■
E5 – E9	99	±1	91	5	3	1	1	±2	1.2	±0.1	■
Officers	99	±1	92	4	3	0	1	±2	1.1	±0.1	■
O1 – O3	100	±1	91	5	3	0	1	±3	1.1	±0.1	■
O4 – O6	99	±1	95	3	1	0	0	±2	1.1	±0.1	■

Note. Percent responding are Service members who answered the question.

35t. Continued	Percent Responding		Percentages					Max ME	Frequency of Behaviors		
			1	2	3	4	5				
<b>FEMALES (CONTINUED)</b>											
Experienced USC	99	±1	61	18	12	4	6	±7	1.8	±0.2	■
Not Experienced USC	99	±1	92	4	3	1	0	±1	1.1	±0.1	
Experienced SH	99	±1	75	11	9	2	3	±3	1.5	±0.1	■
Not Experienced SH	99	±1	97	2	1	0	0	±1	1.0	±0.1	
Deployed Past 12 Months	98	±1	85	7	5	1	2	±3	1.3	±0.1	■
Not Deployed Past 12 Months	99	±1	91	4	3	1	1	±1	1.2	±0.1	■
Army Enlisted	99	±1	85	6	5	2	2	±3	1.3	±0.1	■
E1 – E4	98	±1	81	7	7	2	3	±4	1.4	±0.2	■
Army Officers	99	±1	90	5	4	0	1	±3	1.2	±0.1	■
Navy Enlisted	98	±1	87	6	5	1	1	±3	1.2	±0.1	■
E1 – E4	99	±2	86	6	6	1	1	±4	1.3	±0.1	■
Navy Officers	99	±1	93	4	2	0	1	±4	1.1	±0.1	■
Marine Corps Enlisted	99	±1	90	6	3	0	1	±7	1.2	±0.1	■
E1 – E4	100	±1	87	7	4	1	1	±12	1.2	±0.1	■
Marine Corps Officers	100	±0	90	5	3	1	1	±4	1.2	±0.1	■
Air Force Enlisted	99	±1	95	3	2	0	0	±2	1.1	±0.1	■
E1 – E4	100	±1	94	3	3	1	0	±3	1.1	±0.1	■
Air Force Officers	100	±1	95	4	1	0	0	±3	1.1	±0.1	■
<b>MALES</b>											
Total	99	±1	97	1	2	0	0	±1	1.1	±0.1	
Army	99	±1	97	1	2	0	0	±2	1.1	±0.1	
Navy	99	±1	96	1	2	0	0	±2	1.1	±0.1	
Marine Corps	99	±1	98	0	1	0	0	±2	1.0	±0.1	
Air Force	99	±1	98	1	1	0	0	±1	1.0	±0.1	
Enlisted	99	±1	97	1	2	0	0	±1	1.1	±0.1	
E1 – E4	99	±1	95	1	3	0	0	±2	1.1	±0.1	
E5 – E9	99	±1	98	1	1	0	0	±1	1.0	±0.1	
Officers	99	±1	99	1	1	0	0	±1	1.0	±0.1	
O1 – O3	99	±1	99	1	1	0	0	±1	1.0	±0.1	
O4 – O6	100	±1	99	1	0	0	0	±1	1.0	±0.1	
Experienced USC	99	±1	65	8	19	3	4	±12	1.7	±0.3	■
Not Experienced USC	99	±1	98	1	1	0	0	±1	1.0	±0.1	
Experienced SH	98	±2	79	7	11	1	2	±6	1.4	±0.2	■
Not Experienced SH	99	±1	98	1	1	0	0	±1	1.0	±0.1	
Deployed Past 12 Months	99	±1	96	1	2	0	0	±2	1.1	±0.1	
Not Deployed Past 12 Months	99	±1	97	1	2	0	0	±1	1.0	±0.1	
Army Enlisted	99	±1	96	1	2	0	0	±2	1.1	±0.1	
E1 – E4	99	±1	95	1	4	0	0	±3	1.1	±0.1	
Army Officers	100	±1	98	1	1	0	0	±1	1.0	±0.1	
Navy Enlisted	99	±1	96	1	2	0	0	±2	1.1	±0.1	
E1 – E4	98	±2	93	2	4	1	0	±4	1.1	±0.1	
Navy Officers	99	±1	99	1	0	0	0	±1	1.0	±0.1	
Marine Corps Enlisted	99	±1	98	0	1	0	1	±2	1.1	±0.1	
E1 – E4	99	±1	97	1	2	0	1	±2	1.1	±0.1	
Marine Corps Officers	99	±1	99	0	0	0	0	±2	1.0	±0.1	
Air Force Enlisted	99	±1	98	1	1	0	0	±1	1.0	±0.1	
E1 – E4	99	±1	97	1	2	0	0	±2	1.0	±0.1	
Air Force Officers	100	±1	99	1	0	0	0	±1	1.0	±0.1	

**35. Crude/Offensive Behavior incident rate: Constructed from Q35a, Q35c and Q35e-f. Crude/Offensive Behavior can be defined as verbal and nonverbal behaviors of a sexual nature that were offensive or embarrassing.**

	Percent Responding		Percentages	Max ME	Crude/Offensive
			Incident Rate		
<b>TOTAL</b>	100	±0	33	±1	
<b>Army</b>	100	±0	34	±2	
<b>Navy</b>	100	±0	37	±3	
<b>Marine Corps</b>	100	±0	31	±3	
<b>Air Force</b>	100	±0	26	±2	
<b>PAYGRADE</b>					
<b>Enlisted</b>	100	±0	33	±2	
<b>E1 – E4</b>	100	±0	37	±3	
E1 – E3	100	±0	36	±4	
E4	100	±0	38	±3	
<b>E5 – E9</b>	100	±0	30	±2	
E5 – E6	100	±0	32	±2	
E7 – E9	100	±0	23	±2	
<b>Officers</b>	100	±0	29	±2	
<b>W1 – W5</b>	100	±0	27	±5	
<b>O1 – O3</b>	100	±0	33	±2	
<b>O4 – O6</b>	100	±0	25	±2	
<b>DEPLOYMENT</b>					
<b>Deployed Past 12 Months</b>	100	±0	34	±2	
<b>Not Deployed Past 12 Months</b>	100	±0	32	±2	
<b>RACE/ETHNICITY</b>					
<b>Non-Hispanic White</b>	100	±0	32	±2	
<b>Total Minority</b>	100	±0	33	±2	
Non-Hispanic Black	100	±0	31	±3	
Hispanic	100	±0	34	±3	
<b>EXPERIENCED BEHAVIORS</b>					
<b>Experienced USC</b>	100	±0	85	±7	
<b>Not Experienced USC</b>	100	±0	30	±1	
<b>Experienced SH</b>	100	±0	97	±1	
<b>Not Experienced SH</b>	100	±0	25	±2	
<b>FEMALES</b>					
<b>Total</b>	100	±0	52	±2	
<b>Army</b>	100	±0	58	±3	
<b>Navy</b>	100	±0	57	±3	
<b>Marine Corps</b>	100	±0	63	±8	
<b>Air Force</b>	100	±0	40	±3	
<b>Enlisted</b>	100	±0	53	±2	
<b>E1 – E4</b>	100	±0	58	±3	
<b>E5 – E9</b>	100	±0	49	±3	
<b>Officers</b>	100	±0	47	±3	
<b>O1 – O3</b>	100	±0	54	±4	
<b>O4 – O6</b>	100	±0	35	±3	

Note. Percent responding are Service members who answered the question. Incident rates indicate the percentage of Service members who experienced at least one of the behaviors during the 12 months before responding to the survey. Cronbach's coefficient alpha = 0.82.

35. Continued	Percent Responding		Percentages		Crude/ Offensive
			Incident Rate	Max ME	
<b>FEMALES (CONTINUED)</b>					
Experienced USC	100	±0	88	±7	
Not Experienced USC	100	±0	48	±2	
Experienced SH	100	±0	96	±2	
Not Experienced SH	100	±0	31	±2	
Deployed Past 12 Months	100	±0	62	±3	
Not Deployed Past 12 Months	100	±0	49	±2	
Army Enlisted	100	±0	60	±3	
E1 – E4	100	±0	66	±4	
Army Officers	100	±0	52	±4	
Navy Enlisted	100	±0	57	±4	
E1 – E4	100	±0	59	±6	
Navy Officers	100	±0	54	±6	
Marine Corps Enlisted	100	±0	64	±9	
E1 – E4	100	±0	70	±13	
Marine Corps Officers	100	±0	56	±9	
Air Force Enlisted	100	±0	41	±3	
E1 – E4	100	±0	46	±6	
Air Force Officers	100	±0	37	±4	
<b>MALES</b>					
Total	100	±0	29	±2	
Army	100	±0	30	±3	
Navy	100	±0	34	±3	
Marine Corps	100	±0	29	±3	
Air Force	100	±0	23	±2	
Enlisted	100	±0	30	±2	
E1 – E4	100	±0	33	±3	
E5 – E9	100	±0	27	±2	
Officers	100	±0	26	±2	
O1 – O3	100	±0	28	±2	
O4 – O6	100	±0	24	±2	
Experienced USC	100	±0	83	±11	
Not Experienced USC	100	±0	27	±2	
Experienced SH	100	±0	98	±2	
Not Experienced SH	100	±0	25	±2	
Deployed Past 12 Months	100	±0	31	±2	
Not Deployed Past 12 Months	100	±0	28	±2	
Army Enlisted	100	±0	31	±3	
E1 – E4	100	±0	32	±5	
Army Officers	100	±0	28	±3	
Navy Enlisted	100	±0	35	±3	
E1 – E4	100	±0	41	±6	
Navy Officers	100	±0	27	±3	
Marine Corps Enlisted	100	±0	30	±3	
E1 – E4	100	±0	33	±5	
Marine Corps Officers	100	±0	21	±4	
Air Force Enlisted	100	±0	22	±3	
E1 – E4	100	±0	26	±5	
Air Force Officers	100	±0	24	±3	

**35. Unwanted Sexual Attention incident rate: Constructed from Q35h, Q35j, and Q35m-n. Unwanted Sexual Attention can be defined as attempts to establish a sexual relationship or to engage in sexually suggestive behavior.**

	Percent Responding		Percentages	Max ME	Unwanted Sexual Attention
			Incident Rate		
<b>TOTAL</b>	100	±0	11	±1	■
<b>Army</b>	100	±0	12	±2	■
<b>Navy</b>	100	±0	13	±2	■
<b>Marine Corps</b>	100	±0	9	±2	■
<b>Air Force</b>	100	±0	7	±1	■
<b>PAYGRADE</b>					
<b>Enlisted</b>	100	±0	12	±1	■
<b>E1 – E4</b>	100	±0	15	±2	■
E1 – E3	100	±0	15	±3	■
E4	100	±0	15	±2	■
<b>E5 – E9</b>	100	±0	9	±1	■
E5 – E6	100	±0	10	±1	■
E7 – E9	100	±0	5	±1	■
<b>Officers</b>	100	±0	6	±1	■
<b>W1 – W5</b>	100	±0	6	±2	■
<b>O1 – O3</b>	100	±0	8	±1	■
<b>O4 – O6</b>	100	±0	4	±2	■
<b>DEPLOYMENT</b>					
<b>Deployed Past 12 Months</b>	100	±0	12	±2	■
<b>Not Deployed Past 12 Months</b>	100	±0	10	±1	■
<b>RACE/ETHNICITY</b>					
<b>Non-Hispanic White</b>	100	±0	9	±1	■
<b>Total Minority</b>	100	±0	13	±2	■
Non-Hispanic Black	100	±0	14	±2	■
Hispanic	100	±0	13	±3	■
<b>EXPERIENCED BEHAVIORS</b>					
<b>Experienced USC</b>	100	±0	79	±8	■
<b>Not Experienced USC</b>	100	±0	8	±1	■
<b>Experienced SH</b>	100	±0	62	±4	■
<b>Not Experienced SH</b>	100	±0	5	±1	■
<b>FEMALES</b>					
<b>Total</b>	100	±0	31	±2	■
<b>Army</b>	100	±0	39	±3	■
<b>Navy</b>	100	±0	36	±3	■
<b>Marine Corps</b>	100	±0	34	±8	■
<b>Air Force</b>	100	±0	18	±2	■
<b>Enlisted</b>	100	±0	33	±2	■
<b>E1 – E4</b>	100	±0	40	±3	■
<b>E5 – E9</b>	100	±0	27	±2	■
<b>Officers</b>	100	±0	22	±3	■
<b>O1 – O3</b>	100	±0	27	±4	■
<b>O4 – O6</b>	100	±0	11	±2	■

Note. Percent responding are Service members who answered the question. Incident rates indicate the percentage of Service members who experienced at least one of the behaviors during the 12 months before responding to the survey. Cronbach's coefficient alpha = 0.84.



35. Continued	Percent Responding		Percentages		Max ME	Unwanted Sexual Attention
			Incident Rate			
<b>FEMALES (CONTINUED)</b>						
Experienced USC	100	±0	83	±8		
Not Experienced USC	100	±0	26	±2		
Experienced SH	100	±0	72	±3		
Not Experienced SH	100	±0	11	±2		
Deployed Past 12 Months	100	±0	42	±3		
Not Deployed Past 12 Months	100	±0	27	±2		
Army Enlisted	100	±0	42	±3		
E1 – E4	100	±0	49	±5		
Army Officers	100	±0	27	±4		
Navy Enlisted	100	±0	38	±4		
E1 – E4	100	±0	46	±6		
Navy Officers	100	±0	24	±6		
Marine Corps Enlisted	100	±0	35	±9		
E1 – E4	100	±0	40	±13		
Marine Corps Officers	100	±0	23	±6		
Air Force Enlisted	100	±0	19	±3		
E1 – E4	100	±0	23	±4		
Air Force Officers	100	±0	14	±4		
<b>MALES</b>						
Total	100	±0	7	±1		
Army	100	±0	8	±2		
Navy	100	±0	9	±2		
Marine Corps	100	±0	7	±2		
Air Force	100	±0	4	±1		
Enlisted	100	±0	8	±1		
E1 – E4	100	±0	10	±2		
E5 – E9	100	±0	6	±1		
Officers	100	±0	4	±1		
O1 – O3	100	±0	4	±1		
O4 – O6	100	±0	3	±2		
Experienced USC	100	±0	76	±12		
Not Experienced USC	100	±0	6	±1		
Experienced SH	100	±0	52	±6		
Not Experienced SH	100	±0	4	±1		
Deployed Past 12 Months	100	±0	8	±2		
Not Deployed Past 12 Months	100	±0	7	±1		
Army Enlisted	100	±0	8	±2		
E1 – E4	100	±0	10	±4		
Army Officers	100	±0	5	±2		
Navy Enlisted	100	±0	10	±3		
E1 – E4	100	±0	15	±5		
Navy Officers	100	±0	3	±2		
Marine Corps Enlisted	100	±0	8	±2		
E1 – E4	100	±0	10	±3		
Marine Corps Officers	100	±0	2	±2		
Air Force Enlisted	100	±0	5	±2		
E1 – E4	100	±0	7	±3		
Air Force Officers	100	±0	3	±1		

**35. Sexual Coercion incident rate: Constructed from Q35k-l and Q35o-p. Sexual Coercion can be defined as classic quid pro quo, instances of special treatment or favoritism conditional on sexual cooperation.**

	Percent Responding		Percentages	Max ME	Sexual Coercion
			Incident Rate		
<b>TOTAL</b>	100	±0	4	±1	
<b>Army</b>	100	±0	5	±1	
<b>Navy</b>	100	±0	5	±2	
<b>Marine Corps</b>	100	±0	3	±2	
<b>Air Force</b>	100	±0	2	±1	
<b>PAYGRADE</b>					
<b>Enlisted</b>	100	±0	5	±1	
<b>E1 – E4</b>	100	±0	6	±2	
E1 – E3	100	±0	7	±3	
E4	100	±0	6	±2	
<b>E5 – E9</b>	100	±0	3	±1	
E5 – E6	100	±0	4	±1	
E7 – E9	100	±0	1	±1	
<b>Officers</b>	100	±0	1	±1	
<b>W1 – W5</b>	100	±0	2	±2	
<b>O1 – O3</b>	100	±0	1	±1	
<b>O4 – O6</b>	100	±0	1	±1	
<b>DEPLOYMENT</b>					
<b>Deployed Past 12 Months</b>	100	±0	5	±1	
<b>Not Deployed Past 12 Months</b>	100	±0	4	±1	
<b>RACE/ETHNICITY</b>					
<b>Non-Hispanic White</b>	100	±0	3	±1	
<b>Total Minority</b>	100	±0	5	±1	
Non-Hispanic Black	100	±0	6	±2	
Hispanic	100	±0	5	±2	
<b>EXPERIENCED BEHAVIORS</b>					
<b>Experienced USC</b>	100	±0	37	±8	
<b>Not Experienced USC</b>	100	±0	3	±1	
<b>Experienced SH</b>	100	±0	23	±3	
<b>Not Experienced SH</b>	100	±0	2	±1	
<b>FEMALES</b>					
<b>Total</b>	100	±0	9	±1	
<b>Army</b>	100	±0	14	±2	
<b>Navy</b>	100	±0	11	±3	
<b>Marine Corps</b>	100	±0	10	±7	
<b>Air Force</b>	100	±0	4	±2	
<b>Enlisted</b>	100	±0	11	±2	
<b>E1 – E4</b>	100	±0	15	±3	
<b>E5 – E9</b>	100	±0	7	±2	
<b>Officers</b>	100	±0	3	±2	
<b>O1 – O3</b>	100	±0	4	±2	
<b>O4 – O6</b>	100	±0	1	±1	

Note. Percent responding are Service members who answered the question. Incident rates indicate the percentage of Service members who experienced at least one of the behaviors during the 12 months before responding to the survey. Cronbach's coefficient alpha = 0.91.

35. Continued	Percent Responding		Percentages		Sexual Coercion
			Incident Rate	Max ME	
<b>FEMALES (CONTINUED)</b>					
Experienced USC	100	±0	42	±7	
Not Experienced USC	100	±0	6	±1	
Experienced SH	100	±0	25	±3	
Not Experienced SH	100	±0	2	±1	
Deployed Past 12 Months	100	±0	16	±3	
Not Deployed Past 12 Months	100	±0	7	±1	
Army Enlisted	100	±0	16	±3	
E1 – E4	100	±0	20	±4	
Army Officers	100	±0	5	±3	
Navy Enlisted	100	±0	13	±3	
E1 – E4	100	±0	19	±5	
Navy Officers	100	±0	3	±6	
Marine Corps Enlisted	100	±0	11	±7	
E1 – E4	100	±0	13	±12	
Marine Corps Officers	100	±0	2	±2	
Air Force Enlisted	100	±0	4	±2	
E1 – E4	100	±0	6	±3	
Air Force Officers	100	±0	2	±2	
<b>MALES</b>					
Total	100	±0	3	±1	
Army	100	±0	3	±2	
Navy	100	±0	4	±2	
Marine Corps	100	±0	2	±2	
Air Force	100	±0	2	±1	
Enlisted	100	±0	3	±1	
E1 – E4	100	±0	5	±2	
E5 – E9	100	±0	2	±1	
Officers	100	±0	1	±1	
O1 – O3	100	±0	1	±1	
O4 – O6	100	±0	1	±1	
Experienced USC	100	±0	33	±12	
Not Experienced USC	100	±0	2	±1	
Experienced SH	100	±0	22	±6	
Not Experienced SH	100	±0	2	±1	
Deployed Past 12 Months	100	±0	3	±1	
Not Deployed Past 12 Months	100	±0	3	±1	
Army Enlisted	100	±0	4	±2	
E1 – E4	100	±0	4	±3	
Army Officers	100	±0	1	±1	
Navy Enlisted	100	±0	5	±2	
E1 – E4	100	±0	8	±5	
Navy Officers	100	±0	1	±1	
Marine Corps Enlisted	100	±0	3	±2	
E1 – E4	100	±0	4	±2	
Marine Corps Officers	100	±0	0	±1	
Air Force Enlisted	100	±0	2	±1	
E1 – E4	100	±0	3	±2	
Air Force Officers	100	±0	0	±1	

**35. Sexist Behavior incident rate: Constructed from Q35b, Q35d, Q35g, and Q35i. Sexist Behavior can be defined as verbal and nonverbal behaviors that convey insulting, offensive, or condescending attitudes based on gender of the member.**

	Percent Responding		Percentages	Max ME	Sexist Behavior
			Incident Rate		
<b>TOTAL</b>	100	±0	27	±1	
<b>Army</b>	100	±0	28	±2	
<b>Navy</b>	100	±0	30	±2	
<b>Marine Corps</b>	100	±0	25	±3	
<b>Air Force</b>	100	±0	23	±2	
<b>PAYGRADE</b>					
<b>Enlisted</b>	100	±0	28	±2	
<b>E1 – E4</b>	100	±0	31	±3	
E1 – E3	100	±0	28	±4	
E4	100	±0	33	±3	
<b>E5 – E9</b>	100	±0	25	±2	
E5 – E6	100	±0	27	±2	
E7 – E9	100	±0	17	±2	
<b>Officers</b>	100	±0	23	±2	
<b>W1 – W5</b>	100	±0	20	±4	
<b>O1 – O3</b>	100	±0	26	±2	
<b>O4 – O6</b>	100	±0	19	±2	
<b>DEPLOYMENT</b>					
<b>Deployed Past 12 Months</b>	100	±0	29	±2	
<b>Not Deployed Past 12 Months</b>	100	±0	26	±2	
<b>RACE/ETHNICITY</b>					
<b>Non-Hispanic White</b>	100	±0	25	±2	
<b>Total Minority</b>	100	±0	29	±2	
Non-Hispanic Black	100	±0	27	±3	
Hispanic	100	±0	31	±3	
<b>EXPERIENCED BEHAVIORS</b>					
<b>Experienced USC</b>	100	±0	75	±8	
<b>Not Experienced USC</b>	100	±0	24	±1	
<b>Experienced SH</b>	100	±0	84	±3	
<b>Not Experienced SH</b>	100	±0	20	±1	
<b>FEMALES</b>					
<b>Total</b>	100	±0	54	±2	
<b>Army</b>	100	±0	60	±3	
<b>Navy</b>	100	±0	58	±3	
<b>Marine Corps</b>	100	±0	61	±9	
<b>Air Force</b>	100	±0	43	±3	
<b>Enlisted</b>	100	±0	54	±2	
<b>E1 – E4</b>	100	±0	58	±3	
<b>E5 – E9</b>	100	±0	50	±3	
<b>Officers</b>	100	±0	53	±3	
<b>O1 – O3</b>	100	±0	57	±4	
<b>O4 – O6</b>	100	±0	45	±3	

Note. Percent responding are Service members who answered the question. Incident rates indicate the percentage of Service members who experienced at least one of the behaviors during the 12 months before responding to the survey. Cronbach's coefficient alpha = 0.84.

35. Continued	Percent Responding		Percentages		Max ME	Sexist Behavior
			Incident Rate			
<b>FEMALES (CONTINUED)</b>						
Experienced USC	100	±0	85	±6		
Not Experienced USC	100	±0	50	±2		
Experienced SH	100	±0	89	±2		
Not Experienced SH	100	±0	36	±2		
Deployed Past 12 Months	100	±0	64	±3		
Not Deployed Past 12 Months	100	±0	50	±2		
Army Enlisted	100	±0	60	±3		
E1 – E4	100	±0	65	±4		
Army Officers	100	±0	57	±4		
Navy Enlisted	100	±0	58	±4		
E1 – E4	100	±0	60	±5		
Navy Officers	100	±0	57	±6		
Marine Corps Enlisted	100	±0	61	±10		
E1 – E4	100	±0	63	±15		
Marine Corps Officers	100	±0	69	±7		
Air Force Enlisted	100	±0	42	±3		
E1 – E4	100	±0	47	±6		
Air Force Officers	100	±0	46	±4		
<b>MALES</b>						
Total	100	±0	22	±2		
Army	100	±0	23	±3		
Navy	100	±0	25	±3		
Marine Corps	100	±0	22	±3		
Air Force	100	±0	18	±2		
Enlisted	100	±0	23	±2		
E1 – E4	100	±0	26	±3		
E5 – E9	100	±0	21	±2		
Officers	100	±0	17	±2		
O1 – O3	100	±0	19	±2		
O4 – O6	100	±0	16	±2		
Experienced USC	100	±0	69	±12		
Not Experienced USC	100	±0	20	±2		
Experienced SH	100	±0	79	±5		
Not Experienced SH	100	±0	19	±2		
Deployed Past 12 Months	100	±0	25	±2		
Not Deployed Past 12 Months	100	±0	21	±2		
Army Enlisted	100	±0	23	±3		
E1 – E4	100	±0	27	±5		
Army Officers	100	±0	19	±3		
Navy Enlisted	100	±0	27	±3		
E1 – E4	100	±0	31	±6		
Navy Officers	100	±0	18	±3		
Marine Corps Enlisted	100	±0	23	±3		
E1 – E4	100	±0	25	±4		
Marine Corps Officers	100	±0	13	±4		
Air Force Enlisted	100	±0	18	±2		
E1 – E4	100	±0	21	±4		
Air Force Officers	100	±0	16	±2		

**35. Behaviors Against One's Consent incident rate: Constructed from Q35r-s. Behaviors Against One's Consent can be defined as attempted and/or actual sexual relations without the Service member's consent or against his or her will.**

	Percent Responding		Percentages		Sexual Assault
			Incident Rate	Max ME	
<b>TOTAL</b>	100	±0	3	±1	
<b>Army</b>	100	±0	3	±1	
<b>Navy</b>	100	±0	4	±2	
<b>Marine Corps</b>	100	±0	2	±1	
<b>Air Force</b>	100	±0	2	±1	
<b>PAYGRADE</b>					
<b>Enlisted</b>	100	±0	3	±1	
<b>E1 – E4</b>	100	±0	5	±2	
E1 – E3	100	±0	5	±2	
E4	100	±0	4	±2	
<b>E5 – E9</b>	100	±0	2	±1	
E5 – E6	100	±0	2	±1	
E7 – E9	100	±0	1	±1	
<b>Officers</b>	100	±0	1	±1	
<b>W1 – W5</b>	100	±0	1	±1	
<b>O1 – O3</b>	100	±0	1	±1	
<b>O4 – O6</b>	100	±0	0	±1	
<b>DEPLOYMENT</b>					
<b>Deployed Past 12 Months</b>	100	±0	3	±1	
<b>Not Deployed Past 12 Months</b>	100	±0	2	±1	
<b>RACE/ETHNICITY</b>					
<b>Non-Hispanic White</b>	100	±0	2	±1	
<b>Total Minority</b>	100	±0	3	±1	
Non-Hispanic Black	100	±0	4	±2	
Hispanic	100	±0	3	±2	
<b>EXPERIENCED BEHAVIORS</b>					
<b>Experienced USC</b>	100	±0	33	±8	
<b>Not Experienced USC</b>	100	±0	2	±1	
<b>Experienced SH</b>	100	±0	13	±3	
<b>Not Experienced SH</b>	100	±0	1	±1	
<b>FEMALES</b>					
<b>Total</b>	100	±0	5	±1	
<b>Army</b>	100	±0	7	±2	
<b>Navy</b>	100	±0	5	±2	
<b>Marine Corps</b>	100	±0	7	±7	
<b>Air Force</b>	100	±0	2	±1	
<b>Enlisted</b>	100	±0	6	±1	
<b>E1 – E4</b>	100	±0	9	±2	
<b>E5 – E9</b>	100	±0	3	±1	
<b>Officers</b>	100	±0	2	±1	
<b>O1 – O3</b>	100	±0	2	±2	
<b>O4 – O6</b>	100	±0	0	±1	

Note. Percent responding are Service members who answered the question. Incident rates indicate the percentage of Service members who experienced at least one of the behaviors during the 12 months before responding to the survey. Cronbach's coefficient alpha = 0.84.

35. Continued	Percent Responding		Percentages		Sexual Assault
			Incident Rate	Max ME	
<b>FEMALES (CONTINUED)</b>					
Experienced USC	100	±0	38	±7	
Not Experienced USC	100	±0	2	±1	
Experienced SH	100	±0	13	±3	
Not Experienced SH	100	±0	1	±1	
Deployed Past 12 Months	100	±0	8	±3	
Not Deployed Past 12 Months	100	±0	4	±1	
Army Enlisted	100	±0	8	±2	
E1 – E4	100	±0	13	±4	
Army Officers	100	±0	3	±2	
Navy Enlisted	100	±0	6	±2	
E1 – E4	100	±0	10	±3	
Navy Officers	100	±0	1	±3	
Marine Corps Enlisted	100	±0	8	±7	
E1 – E4	100	±0	11	±11	
Marine Corps Officers	100	±0	1	±2	
Air Force Enlisted	100	±0	3	±2	
E1 – E4	100	±0	4	±3	
Air Force Officers	100	±0	1	±2	
<b>MALES</b>					
Total	100	±0	2	±1	
Army	100	±0	2	±1	
Navy	100	±0	3	±2	
Marine Corps	100	±0	2	±1	
Air Force	100	±0	1	±1	
Enlisted	100	±0	3	±1	
E1 – E4	100	±0	4	±2	
E5 – E9	100	±0	2	±1	
Officers	100	±0	1	±1	
O1 – O3	100	±0	1	±1	
O4 – O6	100	±0	0	±1	
Experienced USC	100	±0	30	±12	
Not Experienced USC	100	±0	2	±1	
Experienced SH	100	±0	14	±5	
Not Experienced SH	100	±0	1	±1	
Deployed Past 12 Months	100	±0	2	±1	
Not Deployed Past 12 Months	100	±0	2	±1	
Army Enlisted	100	±0	2	±2	
E1 – E4	100	±0	3	±3	
Army Officers	100	±0	1	±1	
Navy Enlisted	100	±0	4	±2	
E1 – E4	100	±0	7	±4	
Navy Officers	100	±0	1	±1	
Marine Corps Enlisted	100	±0	2	±2	
E1 – E4	100	±0	3	±2	
Marine Corps Officers	100	±0	0	±1	
Air Force Enlisted	100	±0	2	±1	
E1 – E4	100	±0	3	±3	
Air Force Officers	100	±0	0	±1	

**35. Combinations of Unprofessional, Gender-Related Behaviors: Constructed from Q35.**

- |  |  |  |
|--|--|--|
| 1. Experienced Sexist Behavior (single category)               | 2. Experienced Crude/Offensive Behavior (single category)                                  | 3. Experienced Unwanted Sexual Attention (single category)                 |
| 4. Combination of Sexist Behavior and Crude/Offensive Behavior | 5. Combination of Sexist Behavior, Crude/Offensive Behavior, and Unwanted Sexual Attention | 6. All other combinations (including Sexual Coersion as a single category) |

	Percent Responding		Percentages						Max ME	Experienced Combination of Behaviors		
			1	2	3	4	5	6				
<b>TOTAL</b>	38	±1	12	25	2	34	13	14	±2	61.0	±2.0	
<b>Army</b>	40	±2	12	25	2	32	14	15	±4	61.0	±4.0	
<b>Navy</b>	42	±3	10	24	1	34	15	17	±4	65.0	±4.0	
<b>Marine Corps</b>	36	±3	11	27	1	36	12	12	±5	61.0	±5.0	
<b>Air Force</b>	32	±2	17	25	1	37	11	10	±3	57.0	±3.0	
<b>PAYGRADE</b>												
<b>Enlisted</b>	39	±2	12	24	2	34	14	15	±2	63.0	±2.0	
<b>E1 – E4</b>	43	±3	11	22	2	31	16	19	±4	66.0	±4.0	
E1 – E3	41	±4	8	24	3	30	14	21	±6	65.0	±6.0	
E4	45	±3	13	20	1	32	17	17	±4	66.0	±4.0	
<b>E5 – E9</b>	36	±2	12	26	2	36	12	12	±3	60.0	±3.0	
E5 – E6	38	±2	13	25	1	36	12	13	±3	61.0	±3.0	
E7 – E9	27	±2	12	33	3	35	9	8	±4	53.0	±4.0	
<b>Officers</b>	35	±2	14	30	1	37	11	7	±3	54.0	±3.0	
<b>W1 – W5</b>	31	±5	13	31	1	37	10	7	±10	54.0	±9.0	
<b>O1 – O3</b>	39	±2	13	28	2	37	13	7	±3	57.0	±3.0	
<b>O4 – O6</b>	31	±2	16	33	1	37	8	5	±4	49.0	±3.0	
<b>DEPLOYMENT</b>												
<b>Deployed Past 12 Months</b>	40	±2	13	24	1	33	14	14	±3	62.0	±3.0	
<b>Not Deployed Past 12 Months</b>	37	±2	12	25	2	34	13	14	±2	61.0	±3.0	
<b>RACE/ETHNICITY</b>												
<b>Non-Hispanic White</b>	38	±2	13	28	1	35	12	12	±3	58.0	±3.0	
<b>Total Minority</b>	39	±2	11	21	2	33	15	18	±3	66.0	±3.0	
Non-Hispanic Black	38	±3	12	21	2	29	14	22	±4	65.0	±4.0	
Hispanic	40	±3	12	19	2	37	15	15	±5	68.0	±5.0	
<b>EXPERIENCED BEHAVIORS</b>												
<b>Experienced USC</b>	90	±6	1	2	2	7	35	53	±8	95.0	±5.0	
<b>Not Experienced USC</b>	35	±1	13	27	2	36	12	11	±2	59.0	±2.0	
<b>Experienced SH</b>	100	±0	0	8	1	28	32	30	±4	90.0	±3.0	
<b>Not Experienced SH</b>	31	±1	16	31	2	36	7	8	±2	51.0	±3.0	
<b>FEMALES</b>												
<b>Total</b>	63	±2	13	8	2	29	26	21	±2	77.0	±2.0	
<b>Army</b>	69	±2	11	7	2	25	30	26	±3	80.0	±3.0	
<b>Navy</b>	68	±3	12	8	2	27	28	22	±4	78.0	±4.0	
<b>Marine Corps</b>	74	±7	9	10	3	32	26	20	±11	78.0	±10.0	
<b>Air Force</b>	52	±3	18	10	2	37	20	14	±4	70.0	±4.0	
<b>Enlisted</b>	63	±2	11	8	2	28	27	23	±2	78.0	±2.0	
<b>E1 – E4</b>	68	±3	9	7	3	25	29	28	±4	82.0	±3.0	
<b>E5 – E9</b>	59	±2	13	10	2	31	25	19	±3	75.0	±3.0	
<b>Officers</b>	62	±3	21	9	2	35	22	11	±3	68.0	±3.0	
<b>O1 – O3</b>	68	±4	17	9	2	34	27	12	±4	72.0	±4.0	
<b>O4 – O6</b>	53	±3	30	10	2	40	12	6	±4	58.0	±4.0	

Note. Percent responding are Service members who answered the question and who experienced unprofessional, gender-related behavior (Q35).



35. Continued	Percent Responding		Percentages						Max ME	Experienced Combination of Behaviors		
			1	2	3	4	5	6				
<b>FEMALES (CONTINUED)</b>												
Experienced USC	95	±3	3	1	1	5	36	53	±13	95.0	±9.0	
Not Experienced USC	59	±2	14	9	2	32	25	17	±2	74.0	±2.0	
Experienced SH	100	±0	0	3	1	24	40	32	±3	96.0	±2.0	
Not Experienced SH	45	±2	27	14	3	35	12	9	±3	56.0	±3.0	
Deployed Past 12 Months	73	±3	10	7	1	24	31	27	±4	82.0	±3.0	
Not Deployed Past 12 Months	60	±2	14	9	3	31	25	19	±3	75.0	±2.0	
Army Enlisted	70	±3	9	7	2	23	30	29	±4	82.0	±3.0	
E1 – E4	75	±4	8	5	3	21	31	33	±5	85.0	±4.0	
Army Officers	66	±4	19	8	2	32	29	11	±5	72.0	±5.0	
Navy Enlisted	68	±3	11	7	3	25	29	24	±4	79.0	±4.0	
E1 – E4	70	±5	9	6	4	18	31	32	±7	81.0	±7.0	
Navy Officers	68	±5	16	12	1	37	22	12	±7	71.0	±7.0	
Marine Corps Enlisted	74	±8	8	10	3	30	27	22	±13	79.0	±11.0	
E1 – E4	79	±11	6	11	3	27	28	25	±20	79.0	±17.0	
Marine Corps Officers	74	±7	20	5	1	44	24	6	±12	74.0	±11.0	
Air Force Enlisted	51	±4	15	11	2	37	21	15	±5	72.0	±4.0	
E1 – E4	55	±6	12	8	2	38	24	17	±7	78.0	±6.0	
Air Force Officers	55	±4	27	9	3	37	14	10	±6	61.0	±6.0	
<b>MALES</b>												
Total	34	±2	12	30	1	36	9	12	±3	56.0	±3.0	
Army	36	±3	12	31	2	34	9	11	±4	54.0	±5.0	
Navy	38	±3	9	29	1	36	10	15	±4	61.0	±5.0	
Marine Corps	34	±3	12	29	1	37	10	11	±5	59.0	±5.0	
Air Force	28	±2	16	31	1	37	6	8	±4	51.0	±4.0	
Enlisted	35	±2	12	29	1	35	10	13	±3	58.0	±3.0	
E1 – E4	39	±3	12	26	1	33	12	16	±5	61.0	±5.0	
E5 – E9	32	±2	12	31	2	37	8	10	±3	55.0	±3.0	
Officers	30	±2	12	38	1	38	6	5	±3	49.0	±3.0	
O1 – O3	32	±2	12	37	1	39	6	5	±4	50.0	±4.0	
O4 – O6	28	±2	12	40	1	36	7	5	±5	47.0	±4.0	
Experienced USC	86	±9	0	3	2	8	34	53	±12	95.0	±6.0	
Not Experienced USC	31	±2	12	32	1	37	8	9	±3	54.0	±3.0	
Experienced SH	100	±0	0	13	1	32	26	27	±6	85.0	±5.0	
Not Experienced SH	30	±2	14	34	1	36	6	8	±3	50.0	±3.0	
Deployed Past 12 Months	37	±2	13	28	1	35	10	11	±4	57.0	±4.0	
Not Deployed Past 12 Months	32	±2	11	32	1	36	8	12	±3	56.0	±3.0	
Army Enlisted	36	±3	12	30	3	33	9	13	±5	55.0	±5.0	
E1 – E4	39	±5	13	25	3	35	11	14	±8	60.0	±8.0	
Army Officers	32	±3	11	36	1	37	8	5	±5	51.0	±5.0	
Navy Enlisted	39	±3	9	28	0	35	11	16	±5	63.0	±5.0	
E1 – E4	45	±6	8	27	0	29	14	22	±9	65.0	±9.0	
Navy Officers	31	±3	10	37	2	41	5	5	±6	51.0	±6.0	
Marine Corps Enlisted	35	±3	11	28	1	38	11	12	±6	60.0	±6.0	
E1 – E4	38	±5	10	29	1	35	12	14	±8	60.0	±8.0	
Marine Corps Officers	25	±4	14	45	0	33	5	3	±10	41.0	±10.0	
Air Force Enlisted	28	±3	17	29	1	37	7	9	±5	53.0	±5.0	
E1 – E4	32	±5	17	27	1	35	8	12	±8	55.0	±8.0	
Air Force Officers	28	±3	13	41	1	36	5	5	±5	46.0	±5.0	

**36. How many of these behaviors that you marked as happening to you, do you consider to have been sexual harassment?**

1. None were sexual harassment

2. Some were sexual harassment; some were not sexual harassment

3. All were sexual harassment

	Percent Responding		Percentages			Max ME
			1	2	3	
<b>TOTAL</b>	37	±1	72	23	4	±2
<b>Army</b>	39	±2	70	26	4	±3
<b>Navy</b>	42	±3	71	25	5	±4
<b>Marine Corps</b>	35	±3	79	17	4	±4
<b>Air Force</b>	32	±2	75	21	4	±3
<b>PAYGRADE</b>						
<b>Enlisted</b>	38	±2	71	24	5	±2
<b>E1 – E4</b>	42	±3	67	27	6	±3
E1 – E3	40	±4	67	27	6	±6
E4	43	±3	68	27	5	±4
<b>E5 – E9</b>	35	±2	75	22	4	±2
E5 – E6	38	±2	73	23	4	±3
E7 – E9	27	±2	79	17	3	±3
<b>Officers</b>	35	±2	80	17	3	±2
<b>W1 – W5</b>	31	±5	82	15	3	±6
<b>O1 – O3</b>	38	±2	77	20	3	±3
<b>O4 – O6</b>	30	±2	83	14	2	±4
<b>DEPLOYMENT</b>						
<b>Deployed Past 12 Months</b>	39	±2	72	25	3	±3
<b>Not Deployed Past 12 Months</b>	37	±2	73	22	5	±2
<b>RACE/ETHNICITY</b>						
<b>Non-Hispanic White</b>	37	±2	76	20	3	±2
<b>Total Minority</b>	39	±2	67	28	6	±3
Non-Hispanic Black	37	±3	66	26	7	±4
Hispanic	40	±3	66	29	5	±5
<b>EXPERIENCED BEHAVIORS</b>						
<b>Experienced USC</b>	90	±6	21	62	17	±8
<b>Not Experienced USC</b>	35	±1	76	21	3	±2
<b>Experienced SH</b>	100	±0	0	84	16	±3
<b>Not Experienced SH</b>	31	±1	99	1	0	±1
<b>FEMALES</b>						
<b>Total</b>	63	±2	46	45	10	±2
<b>Army</b>	69	±2	39	49	12	±3
<b>Navy</b>	67	±3	47	44	10	±4
<b>Marine Corps</b>	72	±8	39	50	11	±10
<b>Air Force</b>	52	±3	55	38	6	±4
<b>Enlisted</b>	63	±2	44	46	10	±3
E1 – E4	68	±3	39	49	11	±4
E5 – E9	59	±2	48	44	9	±3
<b>Officers</b>	61	±3	56	37	7	±4
O1 – O3	67	±4	53	40	7	±5
O4 – O6	51	±3	65	29	6	±4

Note. Percent responding are Service members who answered the question and who experienced unprofessional, gender-related behavior (Q35).

36. Continued	Percent Responding		Percentages			Max ME
			1	2	3	
<b>FEMALES (CONTINUED)</b>						
Experienced USC	94	±3	12	66	22	±7
Not Experienced USC	59	±2	50	42	8	±2
Experienced SH	100	±0	0	82	18	±3
Not Experienced SH	45	±2	96	4	1	±2
Deployed Past 12 Months	72	±3	39	52	9	±4
Not Deployed Past 12 Months	60	±2	48	42	10	±3
Army Enlisted	70	±3	37	50	13	±4
E1 – E4	74	±4	34	52	14	±5
Army Officers	64	±4	49	44	6	±5
Navy Enlisted	67	±3	44	46	10	±5
E1 – E4	69	±5	41	50	9	±7
Navy Officers	67	±5	57	32	11	±8
Marine Corps Enlisted	71	±8	36	52	12	±11
E1 – E4	76	±13	29	56	15	±16
Marine Corps Officers	74	±7	60	36	4	±9
Air Force Enlisted	51	±4	53	40	6	±5
E1 – E4	56	±6	51	41	8	±7
Air Force Officers	54	±4	64	31	5	±6
<b>MALES</b>						
Total	33	±2	81	16	3	±2
Army	34	±3	80	18	2	±4
Navy	37	±3	78	19	3	±4
Marine Corps	33	±3	85	12	3	±4
Air Force	27	±2	85	12	3	±4
Enlisted	34	±2	80	17	3	±3
E1 – E4	37	±3	77	20	4	±4
E5 – E9	31	±2	83	15	2	±3
Officers	30	±2	89	10	1	±3
O1 – O3	32	±2	89	10	1	±3
O4 – O6	27	±2	89	10	1	±5
Experienced USC	86	±9	27	59	14	±12
Not Experienced USC	31	±2	84	14	2	±2
Experienced SH	100	±0	0	87	13	±4
Not Experienced SH	29	±2	99	1	0	±1
Deployed Past 12 Months	35	±2	80	18	2	±4
Not Deployed Past 12 Months	32	±2	82	15	3	±3
Army Enlisted	35	±3	79	19	2	±5
E1 – E4	37	±5	78	20	2	±8
Army Officers	32	±3	87	12	1	±5
Navy Enlisted	38	±3	77	20	3	±5
E1 – E4	44	±6	71	24	5	±9
Navy Officers	31	±3	90	9	1	±4
Marine Corps Enlisted	34	±3	84	13	3	±5
E1 – E4	37	±5	83	13	4	±7
Marine Corps Officers	25	±4	94	6	0	±8
Air Force Enlisted	27	±3	84	13	3	±4
E1 – E4	31	±4	76	19	5	±8
Air Force Officers	28	±3	89	9	2	±4

**36. Sexual Harassment incident rate: Constructed from Q35a, Q35c, Q35e-f, Q35h, Q35j-p, and Q36. Sexual Harassment can be defined as experiences of Crude/Offensive Behavior, Unwanted Sexual Attention, or Sexual Coercion.**

	Percent Responding		Percentages	Max ME	Sexual Harassment
			Incident Rate		
<b>TOTAL</b>	100	±0	10	±1	
<b>Army</b>	100	±0	12	±2	
<b>Navy</b>	100	±0	12	±2	
<b>Marine Corps</b>	100	±0	7	±2	
<b>Air Force</b>	100	±0	8	±1	
<b>PAYGRADE</b>					
<b>Enlisted</b>	100	±0	11	±1	
<b>E1 – E4</b>	100	±0	14	±2	
E1 – E3	100	±0	13	±3	
E4	100	±0	14	±2	
<b>E5 – E9</b>	100	±0	9	±1	
E5 – E6	100	±0	10	±1	
E7 – E9	100	±0	6	±1	
<b>Officers</b>	100	±0	7	±1	
<b>W1 – W5</b>	100	±0	6	±2	
<b>O1 – O3</b>	100	±0	9	±1	
<b>O4 – O6</b>	100	±0	5	±2	
<b>DEPLOYMENT</b>					
<b>Deployed Past 12 Months</b>	100	±0	11	±2	
<b>Not Deployed Past 12 Months</b>	100	±0	10	±1	
<b>RACE/ETHNICITY</b>					
<b>Non-Hispanic White</b>	100	±0	9	±1	
<b>Total Minority</b>	100	±0	13	±2	
Non-Hispanic Black	100	±0	12	±2	
Hispanic	100	±0	14	±3	
<b>EXPERIENCED BEHAVIORS</b>					
<b>Experienced USC</b>	100	±0	71	±8	
<b>Not Experienced USC</b>	100	±0	8	±1	
<b>Experienced SH</b>	100	±0	100	±0	
<b>Not Experienced SH</b>	100	±0	0	±1	
<b>FEMALES</b>					
<b>Total</b>	100	±0	34	±2	
<b>Army</b>	100	±0	42	±3	
<b>Navy</b>	100	±0	36	±3	
<b>Marine Corps</b>	100	±0	44	±9	
<b>Air Force</b>	100	±0	23	±3	
<b>Enlisted</b>	100	±0	36	±2	
<b>E1 – E4</b>	100	±0	41	±3	
<b>E5 – E9</b>	100	±0	31	±2	
<b>Officers</b>	100	±0	27	±3	
<b>O1 – O3</b>	100	±0	31	±4	
<b>O4 – O6</b>	100	±0	18	±3	

Note. Percent responding are Service members who answered the question. Incident rates indicate the percentage of Service members who experienced Crude/Offensive Behavior, Unwanted Sexual Attention, or Sexual Coercion in the 12 months before responding to the survey and who indicated that they considered at least some of the behavior experienced to be sexual harassment (Q35/Q36). Cronbach's coefficient alpha without the inclusion of Q36 = 0.91.

36. Continued	Percent Responding		Percentages		Max ME	Sexual Harassment
			Incident Rate			
<b>FEMALES (CONTINUED)</b>						
Experienced USC	100	±0	83	±7		
Not Experienced USC	100	±0	30	±2		
Experienced SH	100	±0	100	±0		
Not Experienced SH	100	±0	2	±1		
Deployed Past 12 Months	100	±0	44	±3		
Not Deployed Past 12 Months	100	±0	31	±2		
Army Enlisted	100	±0	44	±3		
E1 – E4	100	±0	49	±5		
Army Officers	100	±0	33	±4		
Navy Enlisted	100	±0	37	±4		
E1 – E4	100	±0	41	±5		
Navy Officers	100	±0	29	±6		
Marine Corps Enlisted	100	±0	46	±9		
E1 – E4	100	±0	54	±13		
Marine Corps Officers	100	±0	30	±7		
Air Force Enlisted	100	±0	24	±3		
E1 – E4	100	±0	28	±5		
Air Force Officers	100	±0	19	±4		
<b>MALES</b>						
Total	100	±0	6	±1		
Army	100	±0	7	±2		
Navy	100	±0	8	±2		
Marine Corps	100	±0	5	±2		
Air Force	100	±0	4	±1		
Enlisted	100	±0	7	±1		
E1 – E4	100	±0	9	±2		
E5 – E9	100	±0	5	±1		
Officers	100	±0	3	±1		
O1 – O3	100	±0	3	±1		
O4 – O6	100	±0	3	±2		
Experienced USC	100	±0	63	±12		
Not Experienced USC	100	±0	5	±1		
Experienced SH	100	±0	100	±0		
Not Experienced SH	100	±0	0	±1		
Deployed Past 12 Months	100	±0	7	±2		
Not Deployed Past 12 Months	100	±0	6	±1		
Army Enlisted	100	±0	7	±2		
E1 – E4	100	±0	8	±4		
Army Officers	100	±0	4	±2		
Navy Enlisted	100	±0	9	±2		
E1 – E4	100	±0	13	±5		
Navy Officers	100	±0	3	±2		
Marine Corps Enlisted	100	±0	5	±2		
E1 – E4	100	±0	6	±3		
Marine Corps Officers	100	±0	2	±2		
Air Force Enlisted	100	±0	4	±2		
E1 – E4	100	±0	7	±3		
Air Force Officers	100	±0	3	±1		

**37. Which of the following categories best describe(s) the behavior(s) in the situation?**

a. Sexist Behavior  
d. Sexual Coercion

b. Crude/Offensive Behavior  
e. Other

c. Unwanted Sexual Attention

	Percent Responding		Percentages					Max ME
			a	b	c	d	e	
<b>TOTAL</b>	37	±1	16	37	11	3	8	±2
<b>Army</b>	39	±2	16	37	14	3	8	±4
<b>Navy</b>	41	±3	17	37	12	4	9	±4
<b>Marine Corps</b>	35	±3	13	33	8	4	7	±5
<b>Air Force</b>	32	±2	16	39	9	2	6	±3
<b>PAYGRADE</b>								
<b>Enlisted</b>	38	±2	16	35	12	4	8	±2
<b>E1 – E4</b>	42	±3	18	38	14	4	9	±4
E1 – E3	40	±4	20	41	15	6	9	±6
E4	43	±3	16	37	14	4	9	±4
<b>E5 – E9</b>	35	±2	14	33	10	3	7	±3
E5 – E6	37	±2	15	32	11	4	7	±3
E7 – E9	27	±2	14	34	7	2	7	±4
<b>Officers</b>	34	±2	17	46	8	1	6	±3
<b>W1 – W5</b>	31	±5	14	39	8	2	5	±9
<b>O1 – O3</b>	38	±2	19	46	11	1	6	±3
<b>O4 – O6</b>	30	±2	16	49	4	1	6	±4
<b>DEPLOYMENT</b>								
<b>Deployed Past 12 Months</b>	39	±2	15	37	12	4	8	±3
<b>Not Deployed Past 12 Months</b>	36	±2	17	37	11	3	8	±2
<b>RACE/ETHNICITY</b>								
<b>Non-Hispanic White</b>	37	±2	15	38	10	3	7	±3
<b>Total Minority</b>	38	±2	17	35	14	5	8	±3
Non-Hispanic Black	37	±3	16	35	14	5	8	±4
Hispanic	39	±3	18	36	13	4	9	±5
<b>EXPERIENCED BEHAVIORS</b>								
<b>Experienced USC</b>	90	±6	38	54	53	18	23	±8
<b>Not Experienced USC</b>	35	±1	15	36	8	2	7	±2
<b>Experienced SH</b>	99	±1	35	60	32	9	11	±4
<b>Not Experienced SH</b>	31	±1	9	29	4	2	6	±2
<b>FEMALES</b>								
<b>Total</b>	62	±2	36	44	27	6	9	±2
<b>Army</b>	68	±2	38	44	34	8	11	±3
<b>Navy</b>	67	±3	38	45	26	6	9	±4
<b>Marine Corps</b>	71	±8	42	45	26	6	14	±10
<b>Air Force</b>	52	±3	31	42	19	3	7	±4
<b>Enlisted</b>	63	±2	35	44	29	7	10	±3
E1 – E4	67	±3	35	46	35	8	10	±4
E5 – E9	59	±2	35	42	23	6	9	±3
<b>Officers</b>	61	±3	40	41	18	2	8	±4
O1 – O3	66	±4	39	43	22	2	8	±5
O4 – O6	52	±3	42	38	8	2	8	±4

Note. Percent responding are Service members who answered the question and who experienced unprofessional, gender-related behavior (Q35).






































37. Continued	Percent Responding		Percentages					Max ME
			a	b	c	d	e	
<b>FEMALES (CONTINUED)</b>								
Experienced USC	94	±3	47	56	69	22	16	±8
Not Experienced USC	59	±2	35	43	22	4	8	±2
Experienced SH	99	±1	47	58	44	10	11	±3
Not Experienced SH	45	±2	24	28	9	1	7	±3
Deployed Past 12 Months	71	±3	37	47	33	7	10	±4
Not Deployed Past 12 Months	60	±2	36	43	25	5	9	±3
Army Enlisted	69	±3	37	45	37	9	11	±4
E1 – E4	74	±4	37	49	43	10	11	±6
Army Officers	64	±4	43	38	22	3	11	±5
Navy Enlisted	67	±3	38	44	28	8	10	±4
E1 – E4	68	±5	36	45	36	9	11	±7
Navy Officers	67	±5	37	48	17	1	5	±7
Marine Corps Enlisted	71	±8	42	45	26	6	15	±12
E1 – E4	74	±13	47	48	29	8	19	±17
Marine Corps Officers	74	±7	47	43	18	1	6	±11
Air Force Enlisted	51	±4	30	42	20	3	6	±5
E1 – E4	56	±6	27	42	23	3	6	±7
Air Force Officers	53	±4	38	40	14	1	8	±6
<b>MALES</b>								
Total	33	±2	10	35	6	3	7	±3
Army	35	±3	9	35	7	2	7	±5
Navy	37	±3	11	35	7	4	9	±5
Marine Corps	33	±3	9	32	6	3	6	±5
Air Force	27	±2	9	38	4	2	6	±4
Enlisted	34	±2	10	33	7	3	7	±3
E1 – E4	37	±3	12	36	7	3	9	±5
E5 – E9	31	±2	8	30	6	3	6	±3
Officers	29	±2	8	48	4	1	5	±3
O1 – O3	31	±2	9	47	5	1	5	±4
O4 – O6	27	±2	8	52	3	1	6	±4
Experienced USC	86	±9	32	52	41	15	27	±13
Not Experienced USC	31	±2	8	35	4	2	6	±3
Experienced SH	99	±2	23	62	21	8	11	±6
Not Experienced SH	29	±2	7	29	3	2	6	±3
Deployed Past 12 Months	36	±2	10	35	7	3	8	±4
Not Deployed Past 12 Months	32	±2	9	35	6	3	7	±3
Army Enlisted	35	±3	9	32	7	2	7	±5
E1 – E4	37	±5	11	39	8	3	7	±9
Army Officers	31	±3	8	47	6	1	6	±5
Navy Enlisted	38	±3	11	33	8	4	10	±5
E1 – E4	44	±6	14	35	9	5	13	±9
Navy Officers	31	±3	8	48	5	1	4	±6
Marine Corps Enlisted	34	±3	9	31	6	4	6	±6
E1 – E4	37	±5	10	30	6	3	6	±8
Marine Corps Officers	25	±4	7	40	3	0	6	±10
Air Force Enlisted	27	±3	10	34	5	2	6	±5
E1 – E4	30	±4	12	37	5	2	9	±8
Air Force Officers	27	±3	9	52	3	1	5	±5

**38. To what extent was the situation...**
**a. Annoying?**

 1. Not at all  
 4. Large extent















































 2. Small extent  
 5. Very large extent

3. Moderate extent

	Percent Responding		Percentages					Max ME	Average Extent		
			1	2	3	4	5				
<b>TOTAL</b>	37	±1	31	16	17	16	21	±2	2.8	±0.1	
<b>Army</b>	39	±2	31	14	19	15	21	±4	2.8	±0.1	
<b>Navy</b>	41	±3	30	16	16	17	21	±4	2.8	±0.2	
<b>Marine Corps</b>	35	±3	36	16	18	10	19	±5	2.6	±0.2	
<b>Air Force</b>	31	±2	28	18	17	17	21	±3	2.9	±0.1	
<b>PAYGRADE</b>											
<b>Enlisted</b>	38	±2	32	15	17	15	21	±2	2.8	±0.1	
<b>E1 – E4</b>	42	±3	28	13	18	17	25	±4	3.0	±0.2	
E1 – E3	40	±4	26	12	18	17	27	±6	3.1	±0.2	
E4	43	±3	29	14	17	17	23	±4	2.9	±0.2	
<b>E5 – E9</b>	35	±2	35	16	17	14	18	±3	2.6	±0.1	
E5 – E6	37	±2	34	16	17	14	19	±3	2.7	±0.1	
E7 – E9	27	±2	40	18	15	13	14	±4	2.4	±0.1	
<b>Officers</b>	34	±2	25	22	19	16	19	±2	2.8	±0.1	
<b>W1 – W5</b>	31	±5	33	25	10	19	13	±11	2.5	±0.3	
<b>O1 – O3</b>	38	±2	23	19	19	17	22	±3	3.0	±0.1	
<b>O4 – O6</b>	30	±2	26	26	20	13	15	±4	2.7	±0.1	
<b>DEPLOYMENT</b>											
<b>Deployed Past 12 Months</b>	39	±2	32	14	17	16	20	±3	2.8	±0.1	
<b>Not Deployed Past 12 Months</b>	36	±2	30	16	18	15	21	±3	2.8	±0.1	
<b>RACE/ETHNICITY</b>											
<b>Non-Hispanic White</b>	37	±2	30	16	17	15	21	±3	2.8	±0.1	
<b>Total Minority</b>	38	±2	31	15	17	16	20	±3	2.8	±0.1	
Non-Hispanic Black	36	±3	32	15	18	13	22	±4	2.8	±0.2	
Hispanic	39	±3	32	14	16	17	22	±5	2.8	±0.2	
<b>EXPERIENCED BEHAVIORS</b>											
<b>Experienced USC</b>	89	±6	5	6	18	24	48	±8	4.0	±0.2	
<b>Not Experienced USC</b>	35	±1	31	16	17	15	19	±2	2.7	±0.1	
<b>Experienced SH</b>	98	±1	4	8	19	27	42	±4	3.9	±0.1	
<b>Not Experienced SH</b>	30	±1	40	18	17	12	13	±3	2.4	±0.1	
<b>FEMALES</b>											
<b>Total</b>	62	±2	12	13	18	22	36	±2	3.6	±0.1	
<b>Army</b>	68	±2	10	11	18	23	37	±3	3.7	±0.1	
<b>Navy</b>	66	±3	12	13	17	21	36	±4	3.6	±0.2	
<b>Marine Corps</b>	71	±8	12	9	16	15	48	±10	3.8	±0.3	
<b>Air Force</b>	51	±3	13	15	18	22	31	±4	3.4	±0.2	
<b>Enlisted</b>	62	±2	12	12	18	21	36	±3	3.6	±0.1	
<b>E1 – E4</b>	66	±3	9	12	19	21	39	±4	3.7	±0.1	
<b>E5 – E9</b>	58	±2	15	13	17	22	33	±3	3.5	±0.1	
<b>Officers</b>	61	±3	11	15	18	22	34	±4	3.5	±0.1	
<b>O1 – O3</b>	66	±4	10	13	18	23	35	±5	3.6	±0.2	
<b>O4 – O6</b>	51	±3	13	20	17	20	29	±4	3.3	±0.2	

Note. Percent responding are Service members who answered the question and who experienced unprofessional, gender-related behavior (Q35).



38a. Continued	Percent Responding		Percentages					Max ME	Average Extent		
			1	2	3	4	5				
<b>FEMALES (CONTINUED)</b>											
Experienced USC	95	±3	2	6	15	22	55	±8	4.2	±0.2	
Not Experienced USC	59	±2	12	14	18	22	34	±2	3.5	±0.1	
Experienced SH	99	±1	2	6	15	27	50	±3	4.2	±0.1	
Not Experienced SH	44	±2	22	20	21	16	21	±3	2.9	±0.1	
Deployed Past 12 Months	71	±3	9	11	20	23	37	±4	3.7	±0.1	
Not Deployed Past 12 Months	59	±2	13	13	17	21	35	±3	3.5	±0.1	
Army Enlisted	69	±3	11	11	18	22	38	±4	3.7	±0.1	
E1 – E4	73	±4	8	9	20	22	41	±6	3.8	±0.2	
Army Officers	64	±4	9	14	19	25	34	±5	3.6	±0.2	
Navy Enlisted	66	±3	12	13	17	21	36	±4	3.6	±0.2	
E1 – E4	67	±5	7	16	19	20	37	±7	3.6	±0.2	
Navy Officers	67	±5	12	16	17	19	37	±7	3.5	±0.2	
Marine Corps Enlisted	70	±8	12	9	17	14	48	±11	3.8	±0.3	
E1 – E4	74	±13	12	5	18	13	53	±15	3.9	±0.5	
Marine Corps Officers	74	±7	10	9	12	26	43	±11	3.8	±0.3	
Air Force Enlisted	51	±4	14	15	18	22	31	±4	3.4	±0.2	
E1 – E4	56	±6	12	14	18	22	34	±7	3.5	±0.2	
Air Force Officers	53	±4	13	17	18	21	31	±6	3.4	±0.2	
<b>MALES</b>											
Total	33	±2	37	17	17	14	16	±3	2.6	±0.1	
Army	35	±3	38	15	19	13	16	±5	2.5	±0.2	
Navy	37	±3	35	17	16	16	16	±5	2.6	±0.2	
Marine Corps	32	±3	40	18	18	10	15	±5	2.4	±0.2	
Air Force	27	±2	35	19	16	15	16	±4	2.6	±0.2	
Enlisted	34	±2	38	15	17	14	16	±3	2.6	±0.1	
E1 – E4	37	±3	34	13	17	16	20	±5	2.7	±0.2	
E5 – E9	31	±2	41	17	17	12	13	±3	2.4	±0.1	
Officers	29	±2	30	24	19	13	13	±3	2.6	±0.1	
O1 – O3	31	±2	30	21	19	14	16	±4	2.6	±0.2	
O4 – O6	27	±2	29	27	21	11	11	±5	2.5	±0.2	
Experienced USC	85	±9	7	6	20	24	43	±13	3.9	±0.3	
Not Experienced USC	31	±2	37	17	17	13	15	±3	2.5	±0.1	
Experienced SH	98	±2	6	10	23	26	34	±6	3.7	±0.2	
Not Experienced SH	29	±2	43	18	16	11	12	±3	2.3	±0.1	
Deployed Past 12 Months	35	±2	37	15	17	15	16	±4	2.6	±0.2	
Not Deployed Past 12 Months	31	±2	37	18	18	13	15	±3	2.5	±0.1	
Army Enlisted	35	±3	39	13	19	13	16	±5	2.5	±0.2	
E1 – E4	37	±5	34	13	18	15	20	±9	2.7	±0.3	
Army Officers	31	±3	31	23	18	13	16	±5	2.6	±0.2	
Navy Enlisted	38	±3	36	16	15	16	17	±5	2.6	±0.2	
E1 – E4	44	±6	32	13	15	20	20	±9	2.8	±0.3	
Navy Officers	31	±3	31	21	20	15	13	±7	2.6	±0.2	
Marine Corps Enlisted	33	±3	40	17	18	10	15	±6	2.4	±0.2	
E1 – E4	37	±5	38	12	22	11	16	±8	2.5	±0.3	
Marine Corps Officers	25	±4	34	30	17	9	11	±10	2.3	±0.3	
Air Force Enlisted	26	±3	36	17	15	15	17	±5	2.6	±0.2	
E1 – E4	30	±4	31	15	12	16	25	±8	2.9	±0.3	
Air Force Officers	27	±3	27	27	21	14	11	±5	2.5	±0.2	

**38. To what extent was the situation...****b. Threatening?**1. Not at all  
4. Large extent2. Small extent  
5. Very large extent

3. Moderate extent

	Percent Responding		Percentages					Max ME	Average Extent		
			1	2	3	4	5				
<b>TOTAL</b>	37	±1	76	11	8	2	3	±2	1.4	±0.1	■
<b>Army</b>	39	±2	77	10	8	2	3	±3	1.4	±0.1	■
<b>Navy</b>	41	±3	70	13	11	2	3	±4	1.5	±0.1	■
<b>Marine Corps</b>	35	±3	79	9	7	2	3	±5	1.4	±0.1	■
<b>Air Force</b>	31	±2	79	12	6	2	2	±3	1.3	±0.1	■
<b>PAYGRADE</b>											
<b>Enlisted</b>	37	±2	74	12	9	2	3	±2	1.5	±0.1	■
<b>E1 – E4</b>	41	±3	70	13	11	2	4	±4	1.6	±0.1	■
E1 – E3	39	±4	71	10	11	3	5	±6	1.6	±0.2	■
E4	43	±3	70	14	10	2	4	±4	1.6	±0.1	■
<b>E5 – E9</b>	34	±2	78	11	7	2	2	±2	1.4	±0.1	■
E5 – E6	37	±2	77	11	8	2	2	±3	1.4	±0.1	■
E7 – E9	27	±2	83	9	4	2	2	±3	1.3	±0.1	■
<b>Officers</b>	34	±2	83	10	4	1	1	±2	1.3	±0.1	■
<b>W1 – W5</b>	31	±5	85	9	4	1	1	±6	1.2	±0.1	■
<b>O1 – O3</b>	37	±2	80	12	5	2	1	±3	1.3	±0.1	■
<b>O4 – O6</b>	30	±2	88	7	3	1	1	±2	1.2	±0.1	■
<b>DEPLOYMENT</b>											
<b>Deployed Past 12 Months</b>	39	±2	74	12	9	3	2	±3	1.5	±0.1	■
<b>Not Deployed Past 12 Months</b>	36	±2	76	11	8	2	3	±2	1.4	±0.1	■
<b>RACE/ETHNICITY</b>											
<b>Non-Hispanic White</b>	36	±2	79	10	7	2	2	±2	1.4	±0.1	■
<b>Total Minority</b>	38	±2	71	13	11	2	4	±3	1.6	±0.1	■
Non-Hispanic Black	36	±3	72	12	11	2	3	±4	1.5	±0.1	■
Hispanic	39	±3	70	13	9	2	5	±5	1.6	±0.2	■
<b>EXPERIENCED BEHAVIORS</b>											
<b>Experienced USC</b>	89	±6	36	19	21	10	14	±8	2.5	±0.3	■
<b>Not Experienced USC</b>	34	±1	78	11	7	2	2	±2	1.4	±0.1	■
<b>Experienced SH</b>	98	±1	47	24	17	6	7	±4	2.0	±0.1	■
<b>Not Experienced SH</b>	30	±1	86	7	5	1	1	±2	1.2	±0.1	■
<b>FEMALES</b>											
<b>Total</b>	61	±2	62	19	11	4	4	±2	1.7	±0.1	■
<b>Army</b>	67	±3	56	20	12	5	7	±3	1.9	±0.1	■
<b>Navy</b>	65	±3	63	19	12	3	3	±4	1.7	±0.1	■
<b>Marine Corps</b>	70	±8	61	19	10	6	4	±11	1.7	±0.3	■
<b>Air Force</b>	51	±3	71	17	7	3	2	±4	1.5	±0.1	■
<b>Enlisted</b>	61	±2	61	19	11	4	5	±3	1.7	±0.1	■
<b>E1 – E4</b>	66	±3	57	18	14	6	6	±4	1.9	±0.1	■
<b>E5 – E9</b>	58	±2	64	21	9	3	3	±3	1.6	±0.1	■
<b>Officers</b>	60	±3	71	17	7	2	3	±4	1.5	±0.1	■
<b>O1 – O3</b>	65	±4	68	18	9	3	2	±5	1.5	±0.1	■
<b>O4 – O6</b>	50	±3	77	15	3	2	3	±4	1.4	±0.1	■

Note. Percent responding are Service members who answered the question and who experienced unprofessional, gender-related behavior (Q35).

















































38b. Continued	Percent Responding		Percentages					Max ME	Average Extent		
			1	2	3	4	5				
<b>FEMALES (CONTINUED)</b>											
Experienced USC	94	±3	27	25	20	14	13	±8	2.6	±0.2	
Not Experienced USC	58	±2	67	18	9	3	3	±2	1.6	±0.1	
Experienced SH	98	±1	43	27	16	7	7	±3	2.1	±0.1	
Not Experienced SH	44	±2	83	9	5	1	1	±3	1.3	±0.1	
Deployed Past 12 Months	70	±3	56	21	13	6	4	±4	1.8	±0.1	
Not Deployed Past 12 Months	58	±2	65	18	10	3	4	±3	1.6	±0.1	
Army Enlisted	68	±3	55	19	13	5	7	±4	1.9	±0.1	
E1 – E4	73	±4	52	17	15	7	10	±6	2.1	±0.2	
Army Officers	62	±4	63	22	10	2	4	±5	1.6	±0.1	
Navy Enlisted	65	±3	61	20	13	3	3	±5	1.7	±0.1	
E1 – E4	67	±5	54	21	16	4	4	±7	1.8	±0.2	
Navy Officers	67	±5	72	17	7	3	1	±7	1.4	±0.2	
Marine Corps Enlisted	70	±9	59	20	10	7	4	±12	1.8	±0.3	
E1 – E4	74	±13	54	21	12	9	5	±18	1.9	±0.4	
Marine Corps Officers	73	±7	75	15	7	1	2	±7	1.4	±0.2	
Air Force Enlisted	51	±4	70	18	8	3	2	±4	1.5	±0.1	
E1 – E4	55	±6	71	14	9	4	2	±6	1.5	±0.2	
Air Force Officers	52	±4	78	13	4	2	3	±5	1.4	±0.1	
<b>MALES</b>											
Total	33	±2	80	9	7	1	2	±2	1.4	±0.1	
Army	34	±3	83	7	6	1	2	±4	1.3	±0.1	
Navy	37	±3	73	11	11	1	4	±5	1.5	±0.1	
Marine Corps	32	±3	82	8	6	2	2	±5	1.4	±0.1	
Air Force	26	±2	83	9	5	1	2	±4	1.3	±0.1	
Enlisted	33	±2	79	9	8	1	3	±3	1.4	±0.1	
E1 – E4	37	±3	75	11	10	1	4	±4	1.5	±0.1	
E5 – E9	31	±2	82	8	7	2	2	±3	1.3	±0.1	
Officers	29	±2	88	7	3	1	1	±3	1.2	±0.1	
O1 – O3	31	±2	86	9	4	1	0	±4	1.2	±0.1	
O4 – O6	27	±2	91	5	2	1	1	±3	1.1	±0.1	
Experienced USC	86	±9	43	15	21	8	14	±14	2.4	±0.4	
Not Experienced USC	30	±2	82	9	7	1	2	±2	1.3	±0.1	
Experienced SH	98	±2	50	20	19	5	7	±6	2.0	±0.2	
Not Experienced SH	28	±2	87	6	5	1	1	±2	1.2	±0.1	
Deployed Past 12 Months	35	±2	79	10	8	2	2	±4	1.4	±0.1	
Not Deployed Past 12 Months	31	±2	81	8	7	1	3	±3	1.4	±0.1	
Army Enlisted	35	±3	82	8	7	1	2	±4	1.3	±0.1	
E1 – E4	37	±5	83	8	6	2	2	±7	1.3	±0.2	
Army Officers	31	±3	89	6	3	1	0	±3	1.2	±0.1	
Navy Enlisted	38	±3	71	12	12	1	4	±5	1.6	±0.2	
E1 – E4	44	±6	59	16	17	1	7	±9	1.8	±0.3	
Navy Officers	31	±3	85	9	5	1	0	±9	1.2	±0.2	
Marine Corps Enlisted	33	±3	81	7	7	2	3	±5	1.4	±0.1	
E1 – E4	36	±5	78	9	8	2	3	±7	1.4	±0.2	
Marine Corps Officers	25	±4	88	11	0	1	0	±9	1.1	±0.1	
Air Force Enlisted	26	±3	81	10	6	1	2	±5	1.3	±0.1	
E1 – E4	29	±4	77	13	8	0	2	±8	1.4	±0.2	
Air Force Officers	27	±3	90	6	2	1	1	±4	1.2	±0.1	

**38. To what extent was the situation...****c. Offensive?**1. Not at all  
4. Large extent2. Small extent  
5. Very large extent

3. Moderate extent

	Percent Responding		Percentages					Max ME	Average Extent		
			1	2	3	4	5				
<b>TOTAL</b>	37	±1	44	17	17	11	11	±2	2.3	±0.1	
<b>Army</b>	39	±2	44	16	18	11	11	±4	2.3	±0.1	
<b>Navy</b>	41	±3	43	16	17	12	12	±4	2.4	±0.1	
<b>Marine Corps</b>	35	±3	53	14	15	7	11	±5	2.1	±0.2	
<b>Air Force</b>	31	±2	41	20	17	12	10	±3	2.3	±0.1	
<b>PAYGRADE</b>											
<b>Enlisted</b>	38	±2	45	15	17	11	12	±3	2.3	±0.1	
<b>E1 – E4</b>	41	±3	41	15	20	11	14	±4	2.4	±0.1	
E1 – E3	39	±4	38	15	20	11	15	±6	2.5	±0.2	
E4	43	±3	42	14	20	11	13	±5	2.4	±0.2	
<b>E5 – E9</b>	35	±2	50	16	14	11	9	±3	2.1	±0.1	
E5 – E6	37	±2	49	16	15	11	10	±3	2.2	±0.1	
E7 – E9	27	±2	53	18	12	10	7	±4	2.0	±0.1	
<b>Officers</b>	34	±2	38	24	17	12	9	±3	2.3	±0.1	
<b>W1 – W5</b>	31	±5	48	24	11	8	8	±10	2.0	±0.2	
<b>O1 – O3</b>	38	±2	36	22	18	14	10	±3	2.4	±0.1	
<b>O4 – O6</b>	30	±2	39	27	16	10	8	±4	2.2	±0.1	
<b>DEPLOYMENT</b>											
<b>Deployed Past 12 Months</b>	39	±2	45	16	16	12	11	±4	2.3	±0.1	
<b>Not Deployed Past 12 Months</b>	36	±2	44	17	17	11	11	±3	2.3	±0.1	
<b>RACE/ETHNICITY</b>											
<b>Non-Hispanic White</b>	36	±2	45	17	16	10	11	±3	2.2	±0.1	
<b>Total Minority</b>	38	±2	43	16	18	12	12	±3	2.3	±0.1	
Non-Hispanic Black	36	±3	43	16	19	11	12	±4	2.3	±0.2	
Hispanic	39	±3	41	15	18	13	14	±5	2.4	±0.2	
<b>EXPERIENCED BEHAVIORS</b>											
<b>Experienced USC</b>	89	±6	10	17	27	17	29	±8	3.4	±0.2	
<b>Not Experienced USC</b>	34	±1	45	17	16	11	10	±2	2.2	±0.1	
<b>Experienced SH</b>	99	±1	12	15	26	22	24	±4	3.3	±0.1	
<b>Not Experienced SH</b>	30	±1	56	17	13	7	6	±3	1.9	±0.1	
<b>FEMALES</b>											
<b>Total</b>	62	±2	24	19	21	18	17	±2	2.8	±0.1	
<b>Army</b>	68	±3	21	19	21	19	20	±3	3.0	±0.1	
<b>Navy</b>	66	±3	25	18	21	19	17	±4	2.9	±0.1	
<b>Marine Corps</b>	70	±8	23	18	21	15	23	±10	3.0	±0.3	
<b>Air Force</b>	51	±3	28	21	19	18	13	±4	2.7	±0.1	
<b>Enlisted</b>	62	±2	24	19	21	19	18	±2	2.9	±0.1	
E1 – E4	66	±3	20	19	22	20	19	±4	3.0	±0.1	
E5 – E9	58	±2	28	19	19	17	16	±3	2.7	±0.1	
<b>Officers</b>	61	±3	24	22	20	18	16	±3	2.8	±0.1	
O1 – O3	66	±4	23	23	20	19	15	±4	2.8	±0.2	
O4 – O6	51	±3	28	20	20	15	17	±4	2.7	±0.2	

Note. Percent responding are Service members who answered the question and who experienced unprofessional, gender-related behavior (Q35).















































38c. Continued	Percent Responding		Percentages					Max ME	Average Extent		
			1	2	3	4	5				
<b>FEMALES (CONTINUED)</b>											
Experienced USC	94	±3	4	16	18	27	35	±8	3.7	±0.2	
Not Experienced USC	59	±2	27	20	21	18	15	±2	2.7	±0.1	
Experienced SH	98	±1	8	16	24	27	26	±3	3.5	±0.1	
Not Experienced SH	44	±2	42	23	17	10	8	±3	2.2	±0.1	
Deployed Past 12 Months	70	±3	21	18	25	19	17	±4	2.9	±0.1	
Not Deployed Past 12 Months	59	±2	26	20	19	18	17	±2	2.8	±0.1	
Army Enlisted	68	±3	21	18	21	19	20	±3	3.0	±0.1	
E1 – E4	73	±4	18	17	22	22	22	±5	3.1	±0.2	
Army Officers	64	±4	22	24	18	19	17	±5	2.9	±0.2	
Navy Enlisted	66	±3	25	18	20	19	17	±4	2.9	±0.2	
E1 – E4	67	±5	21	20	22	20	17	±7	2.9	±0.2	
Navy Officers	67	±5	23	17	27	18	14	±8	2.8	±0.2	
Marine Corps Enlisted	70	±9	24	17	21	15	23	±12	3.0	±0.4	
E1 – E4	74	±13	20	16	22	15	26	±17	3.1	±0.5	
Marine Corps Officers	74	±7	19	29	17	13	22	±15	2.9	±0.4	
Air Force Enlisted	51	±4	28	21	20	18	13	±4	2.7	±0.2	
E1 – E4	55	±6	24	20	22	20	13	±7	2.8	±0.2	
Air Force Officers	53	±4	29	22	17	17	14	±6	2.7	±0.2	
<b>MALES</b>											
Total	33	±2	51	16	16	9	9	±3	2.1	±0.1	
Army	34	±3	52	15	17	8	8	±5	2.1	±0.2	
Navy	37	±3	48	16	16	10	11	±5	2.2	±0.2	
Marine Corps	32	±3	58	14	14	6	9	±5	1.9	±0.2	
Air Force	26	±2	48	19	16	9	9	±4	2.1	±0.2	
Enlisted	33	±2	52	14	16	8	10	±3	2.1	±0.1	
E1 – E4	37	±3	47	13	19	8	12	±5	2.2	±0.2	
E5 – E9	31	±2	56	15	13	9	7	±3	2.0	±0.1	
Officers	29	±2	44	25	15	10	7	±3	2.1	±0.1	
O1 – O3	31	±2	43	22	16	11	8	±4	2.2	±0.2	
O4 – O6	27	±2	42	28	16	8	6	±5	2.1	±0.1	
Experienced USC	86	±9	14	18	34	10	25	±13	3.1	±0.4	
Not Experienced USC	30	±2	51	16	15	9	9	±3	2.1	±0.1	
Experienced SH	99	±2	16	15	29	18	22	±6	3.2	±0.2	
Not Experienced SH	28	±2	58	16	13	6	6	±3	1.9	±0.1	
Deployed Past 12 Months	35	±2	50	15	14	10	10	±4	2.1	±0.2	
Not Deployed Past 12 Months	31	±2	51	16	17	7	9	±3	2.1	±0.1	
Army Enlisted	35	±3	53	13	17	8	9	±5	2.1	±0.2	
E1 – E4	37	±5	48	13	20	8	10	±9	2.2	±0.3	
Army Officers	31	±3	44	26	14	9	7	±5	2.1	±0.2	
Navy Enlisted	38	±3	49	15	15	10	11	±5	2.2	±0.2	
E1 – E4	44	±6	42	12	22	8	16	±9	2.4	±0.3	
Navy Officers	31	±3	43	22	16	12	6	±7	2.2	±0.2	
Marine Corps Enlisted	33	±3	59	13	14	6	9	±6	1.9	±0.2	
E1 – E4	37	±5	55	13	16	6	10	±8	2.0	±0.2	
Marine Corps Officers	25	±4	51	24	11	7	7	±10	1.9	±0.3	
Air Force Enlisted	26	±3	49	18	15	9	9	±5	2.1	±0.2	
E1 – E4	29	±4	44	16	15	11	14	±9	2.4	±0.3	
Air Force Officers	27	±3	41	25	19	9	7	±5	2.2	±0.2	

**38. To what extent was the situation...****d. Distracting?**1. Not at all  
4. Large extent2. Small extent  
5. Very large extent

3. Moderate extent

	Percent Responding		Percentages					Max ME	Average Extent		
			1	2	3	4	5				
<b>TOTAL</b>	37	±1	45	18	16	10	10	±2	2.2	±0.1	
<b>Army</b>	39	±2	46	17	17	10	11	±4	2.2	±0.1	
<b>Navy</b>	41	±3	42	18	18	12	10	±4	2.3	±0.1	
<b>Marine Corps</b>	35	±3	51	18	15	8	9	±5	2.0	±0.2	
<b>Air Force</b>	31	±2	46	20	15	11	8	±3	2.2	±0.1	
<b>PAYGRADE</b>											
<b>Enlisted</b>	37	±2	45	17	17	10	10	±3	2.2	±0.1	
<b>E1 – E4</b>	41	±3	42	17	19	11	12	±4	2.3	±0.1	
E1 – E3	39	±4	44	16	16	10	13	±6	2.3	±0.2	
E4	43	±3	40	18	20	11	11	±5	2.4	±0.2	
<b>E5 – E9</b>	35	±2	49	17	15	10	9	±3	2.1	±0.1	
E5 – E6	37	±2	48	17	16	10	10	±3	2.2	±0.1	
E7 – E9	27	±2	53	19	12	9	6	±4	2.0	±0.1	
<b>Officers</b>	34	±2	45	23	15	10	7	±3	2.1	±0.1	
<b>W1 – W5</b>	31	±5	56	18	13	6	7	±9	1.9	±0.2	
<b>O1 – O3</b>	38	±2	43	22	15	12	8	±3	2.2	±0.1	
<b>O4 – O6</b>	30	±2	46	27	14	8	5	±4	2.0	±0.1	
<b>DEPLOYMENT</b>											
<b>Deployed Past 12 Months</b>	39	±2	45	16	18	11	10	±4	2.2	±0.1	
<b>Not Deployed Past 12 Months</b>	36	±2	45	20	16	10	10	±3	2.2	±0.1	
<b>RACE/ETHNICITY</b>											
<b>Non-Hispanic White</b>	36	±2	46	19	15	10	10	±3	2.2	±0.1	
<b>Total Minority</b>	38	±2	44	17	19	11	9	±3	2.2	±0.1	
Non-Hispanic Black	36	±3	46	15	19	11	9	±4	2.2	±0.2	
Hispanic	39	±3	43	19	17	11	11	±5	2.3	±0.2	
<b>EXPERIENCED BEHAVIORS</b>											
<b>Experienced USC</b>	89	±6	9	16	25	20	30	±8	3.5	±0.3	
<b>Not Experienced USC</b>	34	±1	47	19	16	10	8	±2	2.1	±0.1	
<b>Experienced SH</b>	98	±1	13	18	27	21	22	±3	3.2	±0.1	
<b>Not Experienced SH</b>	30	±1	57	18	13	7	5	±3	1.9	±0.1	
<b>FEMALES</b>											
<b>Total</b>	61	±2	28	20	20	16	15	±2	2.7	±0.1	
<b>Army</b>	67	±3	25	20	21	17	17	±3	2.8	±0.1	
<b>Navy</b>	66	±3	27	20	22	16	15	±4	2.7	±0.1	
<b>Marine Corps</b>	70	±8	33	19	17	13	19	±11	2.7	±0.4	
<b>Air Force</b>	51	±3	33	21	19	16	11	±4	2.5	±0.1	
<b>Enlisted</b>	62	±2	28	20	20	16	16	±2	2.7	±0.1	
<b>E1 – E4</b>	66	±3	25	19	22	16	18	±3	2.8	±0.1	
<b>E5 – E9</b>	58	±2	31	20	19	15	14	±3	2.6	±0.1	
<b>Officers</b>	61	±3	30	22	21	17	11	±3	2.6	±0.1	
<b>O1 – O3</b>	66	±4	28	22	21	18	11	±4	2.6	±0.2	
<b>O4 – O6</b>	51	±3	33	23	17	16	10	±4	2.5	±0.2	

Note. Percent responding are Service members who answered the question and who experienced unprofessional, gender-related behavior (Q35).

38d. Continued	Percent Responding		Percentages					Max ME	Average Extent		
			1	2	3	4	5				
<b>FEMALES (CONTINUED)</b>											
Experienced USC	94	±3	8	14	21	26	31	±8	3.6	±0.2	
Not Experienced USC	59	±2	31	21	20	15	13	±2	2.6	±0.1	
Experienced SH	98	±1	11	17	25	24	23	±3	3.3	±0.1	
Not Experienced SH	44	±2	47	23	15	8	7	±3	2.0	±0.1	
Deployed Past 12 Months	70	±3	24	20	24	17	15	±4	2.8	±0.1	
Not Deployed Past 12 Months	59	±2	30	20	19	15	15	±2	2.7	±0.1	
Army Enlisted	68	±3	25	20	21	17	18	±3	2.8	±0.1	
E1 – E4	73	±4	20	19	22	18	21	±5	3.0	±0.2	
Army Officers	64	±4	29	21	20	18	12	±5	2.7	±0.2	
Navy Enlisted	66	±3	26	20	22	15	16	±4	2.7	±0.2	
E1 – E4	67	±5	23	22	25	15	15	±7	2.8	±0.2	
Navy Officers	67	±5	29	20	22	18	12	±7	2.6	±0.2	
Marine Corps Enlisted	70	±9	33	19	16	13	20	±12	2.7	±0.4	
E1 – E4	74	±13	31	17	16	14	22	±18	2.8	±0.6	
Marine Corps Officers	73	±7	31	20	23	14	13	±15	2.6	±0.3	
Air Force Enlisted	51	±4	33	20	19	16	12	±5	2.5	±0.2	
E1 – E4	55	±6	32	18	20	16	14	±7	2.6	±0.2	
Air Force Officers	53	±4	32	24	20	15	9	±6	2.5	±0.2	
<b>MALES</b>											
Total	33	±2	51	17	15	9	8	±3	2.1	±0.1	
Army	34	±3	53	16	15	7	9	±5	2.0	±0.2	
Navy	37	±3	46	17	17	11	9	±5	2.2	±0.2	
Marine Corps	32	±3	54	18	15	7	7	±5	2.0	±0.2	
Air Force	26	±2	52	20	13	9	7	±4	2.0	±0.1	
Enlisted	33	±2	51	16	16	9	9	±3	2.1	±0.1	
E1 – E4	37	±3	47	16	18	9	10	±5	2.2	±0.2	
E5 – E9	31	±2	54	16	14	8	7	±3	2.0	±0.1	
Officers	29	±2	51	24	13	8	5	±3	1.9	±0.1	
O1 – O3	31	±2	50	22	12	10	6	±4	2.0	±0.2	
O4 – O6	27	±2	49	27	14	6	4	±4	1.9	±0.1	
Experienced USC	86	±9	10	17	29	15	29	±14	3.4	±0.4	
Not Experienced USC	30	±2	52	18	15	8	7	±3	2.0	±0.1	
Experienced SH	98	±2	15	18	28	18	21	±6	3.1	±0.2	
Not Experienced SH	28	±2	59	17	12	6	5	±3	1.8	±0.1	
Deployed Past 12 Months	35	±2	50	15	17	10	9	±4	2.1	±0.2	
Not Deployed Past 12 Months	31	±2	51	19	14	8	8	±3	2.0	±0.1	
Army Enlisted	35	±3	53	15	16	7	9	±5	2.0	±0.2	
E1 – E4	37	±5	48	17	17	8	10	±9	2.2	±0.3	
Army Officers	31	±3	52	22	14	7	5	±5	1.9	±0.2	
Navy Enlisted	38	±3	46	17	17	11	9	±5	2.2	±0.2	
E1 – E4	44	±6	42	14	22	10	12	±9	2.4	±0.3	
Navy Officers	31	±3	50	21	13	11	4	±7	2.0	±0.2	
Marine Corps Enlisted	33	±3	54	16	15	7	7	±6	2.0	±0.2	
E1 – E4	36	±5	51	17	17	7	8	±8	2.0	±0.2	
Marine Corps Officers	24	±4	54	30	7	4	6	±11	1.8	±0.2	
Air Force Enlisted	26	±3	52	18	14	9	7	±5	2.0	±0.2	
E1 – E4	29	±4	49	17	15	11	8	±8	2.1	±0.3	
Air Force Officers	27	±3	49	27	12	7	4	±5	1.9	±0.2	

**38. To what extent was the situation...**

**e. Stressful?**

- 1. Not at all
- 2. Small extent
- 3. Moderate extent
- 4. Large extent
- 5. Very large extent

	Percent Responding		Percentages					Max ME	Average Extent		
			1	2	3	4	5				
<b>TOTAL</b>	37	±1	59	14	12	6	8	±2	1.9	±0.1	
<b>Army</b>	39	±2	59	13	12	6	9	±4	1.9	±0.1	
<b>Navy</b>	41	±3	55	14	15	7	9	±4	2.0	±0.1	
<b>Marine Corps</b>	35	±3	64	13	11	5	7	±5	1.8	±0.2	
<b>Air Force</b>	31	±2	62	15	10	6	6	±3	1.8	±0.1	
<b>PAYGRADE</b>											
<b>Enlisted</b>	38	±2	58	13	13	7	9	±2	1.9	±0.1	
<b>E1 – E4</b>	41	±3	52	13	16	7	12	±4	2.1	±0.1	
E1 – E3	40	±4	50	13	14	8	15	±6	2.2	±0.2	
E4	43	±3	54	12	17	7	10	±5	2.1	±0.2	
<b>E5 – E9</b>	35	±2	63	14	11	6	6	±3	1.8	±0.1	
E5 – E6	37	±2	62	14	12	6	6	±3	1.8	±0.1	
E7 – E9	27	±2	70	14	8	5	4	±4	1.6	±0.1	
<b>Officers</b>	34	±2	67	16	8	5	4	±2	1.6	±0.1	
<b>W1 – W5</b>	31	±5	75	14	4	3	4	±7	1.5	±0.2	
<b>O1 – O3</b>	38	±2	64	16	10	6	5	±3	1.7	±0.1	
<b>O4 – O6</b>	30	±2	72	16	5	4	3	±3	1.5	±0.1	
<b>DEPLOYMENT</b>											
<b>Deployed Past 12 Months</b>	39	±2	60	13	12	7	8	±3	1.9	±0.1	
<b>Not Deployed Past 12 Months</b>	36	±2	59	14	12	6	8	±3	1.9	±0.1	
<b>RACE/ETHNICITY</b>											
<b>Non-Hispanic White</b>	36	±2	61	14	10	7	8	±3	1.9	±0.1	
<b>Total Minority</b>	38	±2	57	14	16	6	8	±3	2.0	±0.1	
Non-Hispanic Black	36	±3	59	13	16	4	8	±4	1.9	±0.2	
Hispanic	39	±3	56	14	14	7	9	±5	2.0	±0.2	
<b>EXPERIENCED BEHAVIORS</b>											
<b>Experienced USC</b>	89	±6	20	17	23	13	27	±8	3.1	±0.3	
<b>Not Experienced USC</b>	34	±1	62	14	12	6	7	±2	1.8	±0.1	
<b>Experienced SH</b>	98	±1	26	20	23	13	19	±3	2.8	±0.1	
<b>Not Experienced SH</b>	30	±1	72	12	9	4	4	±2	1.6	±0.1	
<b>FEMALES</b>											
<b>Total</b>	62	±2	41	18	17	11	14	±2	2.4	±0.1	
<b>Army</b>	68	±2	37	17	18	12	17	±3	2.6	±0.1	
<b>Navy</b>	66	±3	41	17	19	11	12	±4	2.4	±0.1	
<b>Marine Corps</b>	71	±8	36	16	15	9	24	±12	2.7	±0.4	
<b>Air Force</b>	51	±3	47	19	14	10	9	±4	2.2	±0.1	
<b>Enlisted</b>	62	±2	40	17	17	11	15	±3	2.4	±0.1	
<b>E1 – E4</b>	66	±3	36	14	20	12	19	±4	2.6	±0.2	
<b>E5 – E9</b>	58	±2	45	19	15	10	11	±3	2.2	±0.1	
<b>Officers</b>	61	±3	44	22	14	10	10	±4	2.2	±0.1	
<b>O1 – O3</b>	66	±4	43	21	16	10	10	±5	2.2	±0.2	
<b>O4 – O6</b>	51	±3	48	23	10	12	8	±4	2.1	±0.2	

Note. Percent responding are Service members who answered the question and who experienced unprofessional, gender-related behavior (Q35).



38e. Continued	Percent Responding		Percentages					Max ME	Average Extent		
			1	2	3	4	5				
<b>FEMALES (CONTINUED)</b>											
Experienced USC	95	±3	13	10	21	21	36	±8	3.6	±0.3	
Not Experienced USC	59	±2	44	19	16	10	11	±2	2.2	±0.1	
Experienced SH	99	±1	21	19	22	16	22	±3	3.0	±0.1	
Not Experienced SH	44	±2	62	16	11	6	5	±3	1.8	±0.1	
Deployed Past 12 Months	71	±3	37	17	18	13	14	±4	2.5	±0.2	
Not Deployed Past 12 Months	59	±2	42	18	16	10	14	±3	2.4	±0.1	
Army Enlisted	69	±3	36	16	18	12	18	±3	2.6	±0.2	
E1 – E4	73	±4	30	12	21	14	22	±5	2.9	±0.2	
Army Officers	64	±4	42	21	15	11	11	±5	2.3	±0.2	
Navy Enlisted	66	±3	41	17	19	11	13	±5	2.4	±0.2	
E1 – E4	67	±5	37	14	24	11	14	±7	2.5	±0.2	
Navy Officers	67	±5	41	21	16	12	10	±7	2.3	±0.3	
Marine Corps Enlisted	70	±8	34	16	15	9	25	±13	2.7	±0.4	
E1 – E4	74	±13	26	15	17	10	32	±18	3.1	±0.5	
Marine Corps Officers	73	±7	51	17	12	10	11	±11	2.1	±0.3	
Air Force Enlisted	50	±4	47	18	15	10	10	±5	2.2	±0.2	
E1 – E4	55	±6	46	17	15	10	12	±7	2.3	±0.2	
Air Force Officers	53	±4	48	24	12	8	8	±6	2.0	±0.2	
<b>MALES</b>											
Total	33	±2	65	13	11	5	6	±3	1.7	±0.1	
Army	34	±3	67	12	10	5	6	±5	1.7	±0.2	
Navy	37	±3	60	13	13	6	8	±5	1.9	±0.2	
Marine Corps	32	±3	68	13	11	4	4	±5	1.6	±0.2	
Air Force	26	±2	70	13	9	4	5	±4	1.6	±0.1	
Enlisted	33	±2	64	12	12	5	7	±3	1.8	±0.1	
E1 – E4	37	±3	58	12	14	6	10	±5	2.0	±0.2	
E5 – E9	31	±2	69	13	10	5	4	±3	1.6	±0.1	
Officers	29	±2	76	13	5	3	2	±3	1.4	±0.1	
O1 – O3	31	±2	74	13	6	4	2	±4	1.5	±0.1	
O4 – O6	27	±2	79	14	4	2	2	±3	1.3	±0.1	
Experienced USC	86	±9	24	23	24	7	21	±14	2.8	±0.4	
Not Experienced USC	30	±2	68	12	10	5	5	±3	1.7	±0.1	
Experienced SH	98	±2	30	21	23	11	16	±6	2.6	±0.2	
Not Experienced SH	29	±2	73	11	8	4	4	±3	1.5	±0.1	
Deployed Past 12 Months	35	±2	65	11	11	6	7	±4	1.8	±0.2	
Not Deployed Past 12 Months	31	±2	66	13	11	4	6	±3	1.7	±0.1	
Army Enlisted	35	±3	65	12	11	5	7	±5	1.8	±0.2	
E1 – E4	37	±5	61	15	10	5	9	±9	1.8	±0.3	
Army Officers	31	±3	76	13	7	3	2	±4	1.4	±0.1	
Navy Enlisted	38	±3	58	12	14	7	9	±5	2.0	±0.2	
E1 – E4	44	±6	49	8	19	8	15	±9	2.3	±0.3	
Navy Officers	31	±3	74	14	6	5	1	±9	1.5	±0.2	
Marine Corps Enlisted	33	±3	67	13	11	4	5	±6	1.7	±0.2	
E1 – E4	37	±5	63	14	13	5	5	±8	1.7	±0.2	
Marine Corps Officers	25	±4	79	14	3	1	3	±9	1.3	±0.2	
Air Force Enlisted	26	±3	67	13	10	5	5	±5	1.7	±0.2	
E1 – E4	30	±4	59	10	15	7	9	±9	2.0	±0.3	
Air Force Officers	27	±3	79	13	3	2	3	±5	1.4	±0.1	

**38. To what extent was the situation...****f. Intimidating?**1. Not at all  
4. Large extent2. Small extent  
5. Very large extent

3. Moderate extent

	Percent Responding		Percentages					Max ME	Average Extent		
			1	2	3	4	5				
<b>TOTAL</b>	37	±1	73	11	9	3	4	±2	1.5	±0.1	■
<b>Army</b>	39	±2	74	10	8	3	4	±3	1.5	±0.1	■
<b>Navy</b>	41	±3	68	12	11	4	5	±4	1.7	±0.1	■
<b>Marine Corps</b>	35	±3	76	10	8	3	3	±5	1.5	±0.1	■
<b>Air Force</b>	31	±2	77	10	8	3	3	±3	1.4	±0.1	■
<b>PAYGRADE</b>											
<b>Enlisted</b>	37	±2	72	11	10	3	5	±2	1.6	±0.1	■
<b>E1 – E4</b>	41	±3	67	12	12	4	6	±4	1.7	±0.1	■
E1 – E3	39	±4	67	10	12	4	7	±6	1.8	±0.2	■
E4	43	±3	67	13	11	4	5	±4	1.7	±0.1	■
<b>E5 – E9</b>	35	±2	76	10	8	3	3	±2	1.5	±0.1	■
E5 – E6	37	±2	74	10	9	3	4	±3	1.5	±0.1	■
E7 – E9	27	±2	82	9	5	3	2	±3	1.4	±0.1	■
<b>Officers</b>	34	±2	80	10	5	2	2	±2	1.3	±0.1	■
<b>W1 – W5</b>	31	±5	85	7	4	2	2	±5	1.3	±0.1	■
<b>O1 – O3</b>	38	±2	76	12	7	3	2	±3	1.4	±0.1	■
<b>O4 – O6</b>	30	±2	86	8	4	1	2	±2	1.3	±0.1	■
<b>DEPLOYMENT</b>											
<b>Deployed Past 12 Months</b>	39	±2	72	10	10	4	4	±3	1.6	±0.1	■
<b>Not Deployed Past 12 Months</b>	36	±2	74	11	8	3	4	±2	1.5	±0.1	■
<b>RACE/ETHNICITY</b>											
<b>Non-Hispanic White</b>	36	±2	76	10	8	3	3	±2	1.5	±0.1	■
<b>Total Minority</b>	38	±2	68	12	11	4	5	±3	1.6	±0.1	■
Non-Hispanic Black	36	±3	71	11	10	3	5	±4	1.6	±0.1	■
Hispanic	39	±3	67	12	10	3	7	±5	1.7	±0.2	■
<b>EXPERIENCED BEHAVIORS</b>											
<b>Experienced USC</b>	89	±6	36	17	18	9	20	±8	2.6	±0.3	■
<b>Not Experienced USC</b>	34	±1	75	11	8	3	3	±2	1.5	±0.1	■
<b>Experienced SH</b>	98	±1	45	19	18	8	11	±4	2.2	±0.1	■
<b>Not Experienced SH</b>	30	±1	83	8	6	2	2	±2	1.3	±0.1	■
<b>FEMALES</b>											
<b>Total</b>	62	±2	57	17	13	6	7	±2	1.9	±0.1	■
<b>Army</b>	67	±3	52	18	14	7	10	±3	2.0	±0.1	■
<b>Navy</b>	66	±3	56	17	14	7	6	±4	1.9	±0.1	■
<b>Marine Corps</b>	70	±8	53	18	13	6	9	±10	2.0	±0.3	■
<b>Air Force</b>	51	±3	64	17	10	5	4	±4	1.7	±0.1	■
<b>Enlisted</b>	62	±2	55	17	13	6	8	±3	2.0	±0.1	■
E1 – E4	66	±3	52	15	16	7	10	±4	2.1	±0.1	■
E5 – E9	58	±2	58	19	11	6	6	±3	1.8	±0.1	■
<b>Officers</b>	61	±3	64	18	9	5	4	±4	1.7	±0.1	■
O1 – O3	66	±4	61	19	11	6	3	±5	1.7	±0.1	■
O4 – O6	50	±3	69	17	5	4	5	±4	1.6	±0.1	■

Note. Percent responding are Service members who answered the question and who experienced unprofessional, gender-related behavior (Q35).

38f. Continued	Percent Responding		Percentages					Max ME	Average Extent		
			1	2	3	4	5				
<b>FEMALES (CONTINUED)</b>											
Experienced USC	95	±3	26	19	18	14	23	±9	2.9	±0.3	
Not Experienced USC	59	±2	61	17	12	5	5	±2	1.8	±0.1	
Experienced SH	98	±1	39	22	17	10	12	±3	2.3	±0.1	
Not Experienced SH	44	±2	76	11	8	2	2	±3	1.4	±0.1	
Deployed Past 12 Months	70	±3	52	19	14	7	7	±4	2.0	±0.2	
Not Deployed Past 12 Months	59	±2	58	16	12	6	7	±3	1.9	±0.1	
Army Enlisted	68	±3	51	17	14	7	11	±4	2.1	±0.1	
E1 – E4	73	±4	48	13	17	9	13	±6	2.3	±0.2	
Army Officers	64	±4	59	21	11	5	4	±5	1.8	±0.2	
Navy Enlisted	66	±3	55	17	15	7	7	±5	1.9	±0.1	
E1 – E4	67	±5	50	18	17	7	8	±7	2.1	±0.2	
Navy Officers	67	±5	63	17	11	5	4	±8	1.7	±0.2	
Marine Corps Enlisted	70	±9	51	18	14	7	10	±11	2.1	±0.3	
E1 – E4	73	±13	47	17	17	9	11	±17	2.2	±0.5	
Marine Corps Officers	73	±7	70	13	10	3	3	±8	1.6	±0.2	
Air Force Enlisted	51	±4	63	17	11	5	5	±5	1.7	±0.1	
E1 – E4	55	±6	63	15	11	5	7	±6	1.8	±0.2	
Air Force Officers	53	±4	70	16	7	5	2	±6	1.5	±0.2	
<b>MALES</b>											
Total	33	±2	78	9	8	2	3	±2	1.4	±0.1	
Army	34	±3	81	8	7	2	2	±4	1.4	±0.1	
Navy	37	±3	71	11	10	3	5	±5	1.6	±0.2	
Marine Corps	32	±3	79	9	7	2	3	±5	1.4	±0.1	
Air Force	26	±2	83	7	7	1	2	±4	1.3	±0.1	
Enlisted	33	±2	77	9	8	2	3	±3	1.5	±0.1	
E1 – E4	37	±3	72	11	10	3	4	±4	1.6	±0.1	
E5 – E9	31	±2	81	7	7	2	3	±3	1.4	±0.1	
Officers	29	±2	87	7	4	1	1	±3	1.2	±0.1	
O1 – O3	31	±2	84	9	5	1	1	±4	1.3	±0.1	
O4 – O6	27	±2	90	5	3	1	1	±3	1.2	±0.1	
Experienced USC	86	±9	44	15	19	5	17	±13	2.4	±0.4	
Not Experienced USC	30	±2	80	9	7	2	2	±3	1.4	±0.1	
Experienced SH	98	±2	51	16	18	6	9	±6	2.1	±0.2	
Not Experienced SH	28	±2	84	7	6	1	2	±2	1.3	±0.1	
Deployed Past 12 Months	35	±2	76	9	9	3	3	±4	1.5	±0.1	
Not Deployed Past 12 Months	31	±2	80	9	7	2	3	±3	1.4	±0.1	
Army Enlisted	35	±3	80	9	7	2	3	±5	1.4	±0.1	
E1 – E4	36	±5	78	11	6	2	3	±8	1.4	±0.2	
Army Officers	31	±3	87	5	5	1	1	±3	1.2	±0.1	
Navy Enlisted	38	±3	69	10	11	3	6	±5	1.7	±0.2	
E1 – E4	44	±6	59	12	16	3	10	±9	1.9	±0.3	
Navy Officers	31	±3	84	11	3	0	1	±7	1.2	±0.1	
Marine Corps Enlisted	33	±3	78	9	7	2	3	±5	1.4	±0.1	
E1 – E4	37	±5	75	11	9	3	3	±7	1.5	±0.2	
Marine Corps Officers	25	±4	85	11	1	2	0	±9	1.2	±0.2	
Air Force Enlisted	26	±3	81	7	8	2	2	±5	1.4	±0.1	
E1 – E4	30	±4	76	8	11	2	3	±8	1.5	±0.2	
Air Force Officers	27	±3	90	5	3	1	2	±4	1.2	±0.1	

**39. How many of the behaviors you experienced in the situation do you consider to have been sexual harassment?**

1. None were sexual harassment

2. Some were sexual harassment; some were not sexual harassment

3. All were sexual harassment

	Percent Responding		Percentages			Max ME
			1	2	3	
<b>TOTAL</b>	37	±1	74	21	4	±2
<b>Army</b>	39	±2	71	24	5	±3
<b>Navy</b>	41	±3	73	23	4	±3
<b>Marine Corps</b>	35	±3	83	13	4	±4
<b>Air Force</b>	32	±2	77	19	4	±3
<b>PAYGRADE</b>						
<b>Enlisted</b>	38	±2	73	22	5	±2
<b>E1 – E4</b>	41	±3	71	23	6	±3
E1 – E3	39	±4	71	22	7	±6
E4	43	±3	71	23	6	±4
<b>E5 – E9</b>	35	±2	75	22	3	±2
E5 – E6	37	±2	74	23	3	±3
E7 – E9	27	±2	80	17	3	±3
<b>Officers</b>	34	±2	79	17	3	±2
<b>W1 – W5</b>	31	±5	82	16	3	±6
<b>O1 – O3</b>	38	±2	78	18	4	±3
<b>O4 – O6</b>	30	±2	82	16	3	±4
<b>DEPLOYMENT</b>						
<b>Deployed Past 12 Months</b>	39	±2	74	22	4	±3
<b>Not Deployed Past 12 Months</b>	36	±2	74	21	5	±2
<b>RACE/ETHNICITY</b>						
<b>Non-Hispanic White</b>	37	±2	78	19	4	±2
<b>Total Minority</b>	38	±2	69	26	6	±3
Non-Hispanic Black	37	±3	70	24	6	±4
Hispanic	39	±3	67	27	6	±5
<b>EXPERIENCED BEHAVIORS</b>						
<b>Experienced USC</b>	89	±6	22	59	18	±8
<b>Not Experienced USC</b>	35	±1	77	19	4	±2
<b>Experienced SH</b>	98	±1	16	68	16	±4
<b>Not Experienced SH</b>	30	±1	95	5	0	±1
<b>FEMALES</b>						
<b>Total</b>	62	±2	49	41	10	±2
<b>Army</b>	67	±3	42	46	12	±3
<b>Navy</b>	66	±3	50	41	9	±4
<b>Marine Corps</b>	71	±8	48	40	12	±10
<b>Air Force</b>	51	±3	58	35	7	±4
<b>Enlisted</b>	62	±2	47	43	10	±3
E1 – E4	66	±3	44	45	11	±4
E5 – E9	58	±2	50	41	10	±3
<b>Officers</b>	61	±3	60	32	9	±4
O1 – O3	66	±4	58	33	9	±5
O4 – O6	51	±3	65	28	7	±4

Note. Percent responding are Service members who answered the question and who experienced unprofessional, gender-related behavior (Q35).

39. Continued	Percent Responding		Percentages			Max ME
			1	2	3	
<b>FEMALES (CONTINUED)</b>						
Experienced USC	95	±3	16	58	26	±9
Not Experienced USC	59	±2	53	39	8	±2
Experienced SH	98	±2	11	70	18	±3
Not Experienced SH	44	±2	90	9	1	±2
Deployed Past 12 Months	70	±3	42	49	9	±4
Not Deployed Past 12 Months	59	±2	52	38	10	±3
Army Enlisted	68	±3	40	47	13	±4
E1 – E4	72	±4	37	49	14	±5
Army Officers	64	±4	51	40	9	±5
Navy Enlisted	66	±3	47	43	9	±5
E1 – E4	67	±5	43	49	9	±7
Navy Officers	67	±5	64	26	10	±8
Marine Corps Enlisted	70	±8	46	41	13	±11
E1 – E4	74	±13	43	41	16	±16
Marine Corps Officers	74	±7	60	37	3	±10
Air Force Enlisted	51	±4	56	37	7	±5
E1 – E4	56	±6	56	37	7	±7
Air Force Officers	53	±4	66	26	8	±6
<b>MALES</b>						
Total	33	±2	82	15	3	±2
Army	34	±3	80	17	3	±4
Navy	37	±3	80	18	3	±4
Marine Corps	32	±3	88	9	3	±4
Air Force	27	±2	86	12	3	±3
Enlisted	34	±2	81	16	3	±3
E1 – E4	37	±3	80	15	4	±4
E5 – E9	31	±2	83	16	1	±3
Officers	29	±2	87	11	1	±3
O1 – O3	31	±2	88	11	1	±3
O4 – O6	27	±2	86	12	2	±5
Experienced USC	86	±9	27	60	13	±12
Not Experienced USC	31	±2	85	13	2	±2
Experienced SH	99	±2	20	67	13	±6
Not Experienced SH	29	±2	96	4	0	±2
Deployed Past 12 Months	35	±2	82	16	2	±4
Not Deployed Past 12 Months	31	±2	83	15	3	±3
Army Enlisted	35	±3	80	17	3	±5
E1 – E4	37	±5	79	16	4	±8
Army Officers	31	±3	84	15	1	±5
Navy Enlisted	38	±3	78	19	3	±5
E1 – E4	44	±6	77	19	4	±9
Navy Officers	31	±3	88	11	2	±4
Marine Corps Enlisted	33	±3	87	9	3	±5
E1 – E4	37	±5	86	9	5	±6
Marine Corps Officers	25	±4	95	5	0	±8
Air Force Enlisted	26	±3	85	12	3	±4
E1 – E4	30	±4	79	16	5	±8
Air Force Officers	27	±3	89	9	2	±4

**40. Where and when did the situation occur?****a. At a military installation**1. None of it  
4. All of it

2. Some of it

3. Most of it

	Percent Responding		Percentages				Max ME	Degree of Occurrence		
			1	2	3	4				
<b>TOTAL</b>	36	±1	35	23	14	28	±2	2.3	±0.1	
<b>Army</b>	39	±2	34	21	15	29	±4	2.4	±0.1	
<b>Navy</b>	40	±3	38	24	14	25	±4	2.3	±0.1	
<b>Marine Corps</b>	35	±3	43	23	13	22	±5	2.1	±0.2	
<b>Air Force</b>	31	±2	30	25	14	32	±3	2.5	±0.1	
<b>PAYGRADE</b>										
<b>Enlisted</b>	37	±2	36	23	14	27	±2	2.3	±0.1	
<b>E1 – E4</b>	41	±3	35	24	16	25	±4	2.3	±0.1	
E1 – E3	38	±4	37	23	17	24	±6	2.3	±0.2	
E4	42	±3	34	25	16	25	±5	2.3	±0.1	
<b>E5 – E9</b>	34	±2	38	22	12	29	±3	2.3	±0.1	
E5 – E6	37	±2	37	22	13	28	±3	2.3	±0.1	
E7 – E9	27	±2	41	21	7	31	±4	2.3	±0.1	
<b>Officers</b>	34	±2	29	23	14	34	±3	2.5	±0.1	
<b>W1 – W5</b>	31	±5	30	26	18	26	±12	2.4	±0.2	
<b>O1 – O3</b>	37	±2	27	25	15	33	±3	2.5	±0.1	
<b>O4 – O6</b>	29	±2	32	20	11	37	±4	2.5	±0.1	
<b>DEPLOYMENT</b>										
<b>Deployed Past 12 Months</b>	38	±2	35	23	14	28	±4	2.3	±0.1	
<b>Not Deployed Past 12 Months</b>	36	±2	35	23	14	28	±3	2.3	±0.1	
<b>RACE/ETHNICITY</b>										
<b>Non-Hispanic White</b>	36	±2	35	21	14	30	±3	2.4	±0.1	
<b>Total Minority</b>	37	±2	36	26	14	24	±3	2.3	±0.1	
Non-Hispanic Black	36	±3	39	24	13	24	±5	2.2	±0.1	
Hispanic	38	±3	33	25	15	26	±5	2.3	±0.2	
<b>EXPERIENCED BEHAVIORS</b>										
<b>Experienced USC</b>	89	±6	7	33	25	35	±8	2.9	±0.2	
<b>Not Experienced USC</b>	34	±1	36	23	13	28	±2	2.3	±0.1	
<b>Experienced SH</b>	97	±1	10	29	23	38	±4	2.9	±0.1	
<b>Not Experienced SH</b>	30	±1	44	21	11	24	±3	2.2	±0.1	
<b>FEMALES</b>										
<b>Total</b>	61	±2	19	25	19	37	±2	2.7	±0.1	
<b>Army</b>	66	±3	18	25	19	38	±3	2.8	±0.1	
<b>Navy</b>	65	±3	21	25	20	34	±4	2.7	±0.1	
<b>Marine Corps</b>	70	±8	18	25	23	35	±10	2.7	±0.2	
<b>Air Force</b>	51	±3	18	26	17	39	±4	2.8	±0.1	
<b>Enlisted</b>	61	±2	19	26	20	36	±3	2.7	±0.1	
<b>E1 – E4</b>	65	±3	18	29	21	33	±4	2.7	±0.1	
<b>E5 – E9</b>	58	±2	20	23	19	38	±3	2.7	±0.1	
<b>Officers</b>	60	±3	17	23	16	44	±4	2.9	±0.1	
<b>O1 – O3</b>	66	±4	15	26	17	42	±5	2.9	±0.1	
<b>O4 – O6</b>	49	±3	22	15	13	50	±5	2.9	±0.1	

Note. Percent responding are Service members who answered the question and who experienced unprofessional, gender-related behavior (Q35).

40a. Continued	Percent Responding		Percentages				Max ME	Degree of Occurrence		
			1	2	3	4				
<b>FEMALES (CONTINUED)</b>										
Experienced USC	94	±3	5	28	29	38	±8	3.0	±0.2	
Not Experienced USC	59	±2	20	25	18	38	±2	2.7	±0.1	
Experienced SH	97	±2	7	28	25	40	±3	3.0	±0.1	
Not Experienced SH	43	±2	31	23	13	33	±3	2.5	±0.1	
Deployed Past 12 Months	69	±3	16	31	20	34	±4	2.7	±0.1	
Not Deployed Past 12 Months	58	±2	20	24	19	38	±3	2.8	±0.1	
Army Enlisted	67	±3	18	25	20	37	±4	2.8	±0.1	
E1 – E4	70	±4	16	26	20	38	±5	2.8	±0.2	
Army Officers	63	±4	18	25	15	42	±5	2.8	±0.2	
Navy Enlisted	65	±3	22	26	20	32	±4	2.6	±0.1	
E1 – E4	66	±5	22	31	22	25	±7	2.5	±0.2	
Navy Officers	66	±5	16	22	21	41	±8	2.9	±0.2	
Marine Corps Enlisted	70	±9	18	25	23	34	±11	2.7	±0.3	
E1 – E4	74	±13	15	27	27	31	±17	2.7	±0.4	
Marine Corps Officers	73	±7	14	28	20	38	±13	2.8	±0.3	
Air Force Enlisted	50	±4	18	27	18	37	±5	2.7	±0.1	
E1 – E4	55	±6	17	32	17	34	±7	2.7	±0.2	
Air Force Officers	52	±4	17	21	13	48	±6	2.9	±0.2	
<b>MALES</b>										
Total	32	±2	41	22	13	25	±3	2.2	±0.1	
Army	34	±3	39	20	14	27	±5	2.3	±0.2	
Navy	36	±3	43	23	12	22	±5	2.1	±0.1	
Marine Corps	32	±3	46	22	11	20	±5	2.0	±0.2	
Air Force	26	±2	36	24	12	28	±4	2.3	±0.1	
Enlisted	33	±2	42	22	13	24	±3	2.2	±0.1	
E1 – E4	36	±3	41	22	15	22	±5	2.2	±0.2	
E5 – E9	31	±2	43	21	10	26	±3	2.2	±0.1	
Officers	29	±2	34	23	13	30	±3	2.4	±0.1	
O1 – O3	31	±2	33	24	14	28	±4	2.4	±0.1	
O4 – O6	26	±2	35	22	10	34	±5	2.4	±0.2	
Experienced USC	86	±9	9	36	22	33	±13	2.8	±0.3	
Not Experienced USC	30	±2	41	22	12	25	±3	2.2	±0.1	
Experienced SH	98	±2	13	30	22	35	±6	2.8	±0.2	
Not Experienced SH	28	±2	47	20	11	22	±3	2.1	±0.1	
Deployed Past 12 Months	35	±2	39	22	13	27	±4	2.3	±0.1	
Not Deployed Past 12 Months	31	±2	42	22	13	24	±3	2.2	±0.1	
Army Enlisted	35	±3	40	20	14	26	±5	2.3	±0.2	
E1 – E4	36	±5	38	18	18	26	±9	2.3	±0.3	
Army Officers	31	±3	36	22	14	29	±5	2.4	±0.2	
Navy Enlisted	37	±3	44	23	11	21	±5	2.1	±0.2	
E1 – E4	43	±6	42	28	13	17	±9	2.0	±0.2	
Navy Officers	30	±3	34	22	13	30	±7	2.4	±0.2	
Marine Corps Enlisted	33	±3	48	22	11	19	±6	2.0	±0.2	
E1 – E4	36	±5	49	22	13	16	±8	2.0	±0.2	
Marine Corps Officers	25	±4	34	29	10	28	±10	2.3	±0.3	
Air Force Enlisted	26	±3	37	24	12	27	±5	2.3	±0.2	
E1 – E4	29	±4	33	25	15	27	±9	2.4	±0.2	
Air Force Officers	26	±3	31	25	12	31	±5	2.4	±0.2	

**40. Where and when did the situation occur?**
**b. At work (the place where you perform your military duties)**

 1. None of it  
 4. All of it

2. Some of it

3. Most of it

	Percent Responding		Percentages				Max ME	Degree of Occurrence		
			1	2	3	4				
<b>TOTAL</b>	36	±1	36	24	14	25	±2	2.3	±0.1	
<b>Army</b>	39	±2	36	23	15	25	±4	2.3	±0.1	
<b>Navy</b>	40	±3	37	24	14	24	±4	2.3	±0.1	
<b>Marine Corps</b>	34	±3	42	27	14	17	±5	2.1	±0.1	
<b>Air Force</b>	31	±2	33	26	13	29	±3	2.4	±0.1	
<b>PAYGRADE</b>										
<b>Enlisted</b>	37	±2	38	24	14	23	±2	2.2	±0.1	
<b>E1 – E4</b>	41	±3	37	26	17	21	±4	2.2	±0.1	
E1 – E3	38	±4	36	29	16	19	±6	2.2	±0.2	
E4	42	±3	38	23	18	21	±5	2.2	±0.1	
<b>E5 – E9</b>	34	±2	38	23	12	26	±3	2.3	±0.1	
E5 – E6	37	±2	37	24	13	26	±3	2.3	±0.1	
E7 – E9	27	±2	42	22	8	27	±4	2.2	±0.1	
<b>Officers</b>	34	±2	30	24	14	32	±2	2.5	±0.1	
<b>W1 – W5</b>	30	±5	30	28	19	24	±12	2.4	±0.2	
<b>O1 – O3</b>	37	±2	31	25	15	30	±3	2.4	±0.1	
<b>O4 – O6</b>	29	±2	29	23	12	37	±4	2.6	±0.1	
<b>DEPLOYMENT</b>										
<b>Deployed Past 12 Months</b>	38	±2	36	26	14	24	±3	2.3	±0.1	
<b>Not Deployed Past 12 Months</b>	36	±2	37	24	14	25	±3	2.3	±0.1	
<b>RACE/ETHNICITY</b>										
<b>Non-Hispanic White</b>	36	±2	35	23	15	28	±3	2.4	±0.1	
<b>Total Minority</b>	37	±2	39	27	13	20	±3	2.1	±0.1	
Non-Hispanic Black	36	±3	41	25	14	20	±5	2.1	±0.1	
Hispanic	38	±3	37	27	14	22	±5	2.2	±0.2	
<b>EXPERIENCED BEHAVIORS</b>										
<b>Experienced USC</b>	89	±6	15	35	24	26	±8	2.6	±0.2	
<b>Not Experienced USC</b>	34	±1	36	24	14	25	±2	2.3	±0.1	
<b>Experienced SH</b>	97	±1	14	33	23	30	±4	2.7	±0.1	
<b>Not Experienced SH</b>	30	±1	45	21	11	23	±3	2.1	±0.1	
<b>FEMALES</b>										
<b>Total</b>	61	±2	24	27	18	30	±2	2.5	±0.1	
<b>Army</b>	66	±3	25	30	19	27	±3	2.5	±0.1	
<b>Navy</b>	65	±3	22	25	21	32	±4	2.6	±0.1	
<b>Marine Corps</b>	71	±8	28	27	21	24	±10	2.4	±0.3	
<b>Air Force</b>	51	±3	24	27	14	35	±4	2.6	±0.1	
<b>Enlisted</b>	61	±2	25	28	19	28	±2	2.5	±0.1	
<b>E1 – E4</b>	65	±3	25	32	19	25	±4	2.4	±0.1	
<b>E5 – E9</b>	58	±2	25	25	18	32	±3	2.6	±0.1	
<b>Officers</b>	60	±3	20	23	17	40	±4	2.8	±0.1	
<b>O1 – O3</b>	65	±4	21	25	17	37	±5	2.7	±0.1	
<b>O4 – O6</b>	49	±3	20	19	15	47	±5	2.9	±0.1	

Note. Percent responding are Service members who answered the question and who experienced unprofessional, gender-related behavior (Q35).



40b. Continued	Percent Responding		Percentages				Max ME	Degree of Occurrence		
			1	2	3	4				
<b>FEMALES (CONTINUED)</b>										
Experienced USC	95	±3	17	35	26	22	±8	2.5	±0.2	
Not Experienced USC	59	±2	24	26	17	32	±2	2.6	±0.1	
Experienced SH	97	±2	14	31	24	31	±3	2.7	±0.1	
Not Experienced SH	43	±2	35	23	12	30	±3	2.4	±0.1	
Deployed Past 12 Months	69	±3	24	34	18	24	±4	2.4	±0.1	
Not Deployed Past 12 Months	58	±2	24	25	18	33	±2	2.6	±0.1	
Army Enlisted	67	±3	26	30	19	25	±4	2.4	±0.1	
E1 – E4	70	±4	26	34	18	23	±6	2.4	±0.2	
Army Officers	62	±4	22	27	16	36	±5	2.7	±0.2	
Navy Enlisted	65	±3	23	26	21	30	±4	2.6	±0.1	
E1 – E4	67	±5	24	28	23	25	±7	2.5	±0.2	
Navy Officers	66	±5	18	20	22	41	±8	2.9	±0.2	
Marine Corps Enlisted	70	±8	29	27	21	23	±11	2.4	±0.3	
E1 – E4	74	±13	28	32	22	18	±16	2.3	±0.4	
Marine Corps Officers	73	±7	19	27	20	35	±14	2.7	±0.3	
Air Force Enlisted	50	±4	25	28	14	33	±4	2.5	±0.1	
E1 – E4	55	±6	22	33	15	29	±7	2.5	±0.2	
Air Force Officers	52	±4	21	21	13	44	±6	2.8	±0.2	
<b>MALES</b>										
Total	32	±2	41	23	13	23	±3	2.2	±0.1	
Army	34	±3	40	21	14	25	±5	2.2	±0.2	
Navy	36	±3	41	24	12	22	±5	2.2	±0.1	
Marine Corps	31	±3	44	27	13	16	±5	2.0	±0.2	
Air Force	26	±2	38	25	12	26	±4	2.3	±0.1	
Enlisted	33	±2	42	23	13	22	±3	2.2	±0.1	
E1 – E4	36	±3	41	24	16	19	±5	2.1	±0.2	
E5 – E9	31	±2	42	23	11	24	±3	2.2	±0.1	
Officers	29	±2	34	24	13	29	±3	2.4	±0.1	
O1 – O3	31	±2	36	25	14	26	±4	2.3	±0.1	
O4 – O6	27	±2	32	23	11	34	±5	2.5	±0.1	
Experienced USC	86	±9	14	35	22	29	±13	2.7	±0.3	
Not Experienced USC	30	±2	40	24	13	23	±3	2.2	±0.1	
Experienced SH	98	±2	14	34	22	30	±6	2.7	±0.2	
Not Experienced SH	28	±2	46	21	11	21	±3	2.1	±0.1	
Deployed Past 12 Months	35	±2	39	24	14	24	±4	2.2	±0.1	
Not Deployed Past 12 Months	31	±2	42	23	13	22	±3	2.2	±0.1	
Army Enlisted	35	±3	41	21	15	24	±5	2.2	±0.2	
E1 – E4	37	±5	39	19	19	24	±9	2.3	±0.3	
Army Officers	31	±3	36	23	14	28	±5	2.3	±0.2	
Navy Enlisted	37	±3	43	24	12	21	±5	2.1	±0.2	
E1 – E4	43	±6	44	25	15	16	±9	2.0	±0.2	
Navy Officers	30	±3	34	22	14	30	±7	2.4	±0.2	
Marine Corps Enlisted	32	±3	45	27	13	15	±6	2.0	±0.2	
E1 – E4	35	±5	45	29	14	12	±8	1.9	±0.2	
Marine Corps Officers	25	±4	37	28	7	28	±11	2.3	±0.3	
Air Force Enlisted	26	±3	40	24	12	25	±5	2.2	±0.2	
E1 – E4	29	±4	38	26	14	22	±9	2.2	±0.2	
Air Force Officers	26	±3	30	27	12	30	±5	2.4	±0.2	

**40. Where and when did the situation occur?****c. During duty hours**1. None of it  
4. All of it

2. Some of it

3. Most of it

	Percent Responding		Percentages				Max ME	Degree of Occurrence		
			1	2	3	4				
<b>TOTAL</b>	36	±1	36	25	14	25	±2	2.3	±0.1	
<b>Army</b>	39	±2	33	25	16	26	±4	2.3	±0.1	
<b>Navy</b>	40	±3	40	24	14	22	±4	2.2	±0.1	
<b>Marine Corps</b>	34	±3	45	26	12	17	±5	2.0	±0.1	
<b>Air Force</b>	31	±2	32	26	12	30	±3	2.4	±0.1	
<b>PAYGRADE</b>										
<b>Enlisted</b>	37	±2	38	25	14	23	±3	2.2	±0.1	
<b>E1 – E4</b>	41	±3	38	26	16	20	±4	2.2	±0.1	
E1 – E3	39	±4	39	29	13	20	±6	2.1	±0.2	
E4	42	±3	37	25	17	21	±5	2.2	±0.1	
<b>E5 – E9</b>	34	±2	38	24	12	26	±3	2.3	±0.1	
E5 – E6	37	±2	37	25	13	26	±3	2.3	±0.1	
E7 – E9	27	±2	41	22	9	28	±4	2.2	±0.1	
<b>Officers</b>	34	±2	28	25	15	32	±2	2.5	±0.1	
W1 – W5	30	±5	29	27	18	25	±12	2.4	±0.2	
O1 – O3	37	±2	29	25	16	30	±3	2.5	±0.1	
O4 – O6	29	±2	27	24	12	37	±4	2.6	±0.1	
<b>DEPLOYMENT</b>										
<b>Deployed Past 12 Months</b>	38	±2	36	26	14	24	±4	2.3	±0.1	
<b>Not Deployed Past 12 Months</b>	36	±2	36	25	14	25	±3	2.3	±0.1	
<b>RACE/ETHNICITY</b>										
<b>Non-Hispanic White</b>	36	±2	35	23	14	28	±3	2.3	±0.1	
<b>Total Minority</b>	37	±2	39	28	13	20	±3	2.1	±0.1	
Non-Hispanic Black	36	±3	40	26	13	20	±5	2.1	±0.1	
Hispanic	38	±3	37	28	15	21	±5	2.2	±0.2	
<b>EXPERIENCED BEHAVIORS</b>										
<b>Experienced USC</b>	89	±6	14	37	24	26	±8	2.6	±0.2	
<b>Not Experienced USC</b>	34	±1	36	25	13	25	±2	2.3	±0.1	
<b>Experienced SH</b>	97	±1	13	33	23	31	±4	2.7	±0.1	
<b>Not Experienced SH</b>	30	±1	45	22	11	23	±3	2.1	±0.1	
<b>FEMALES</b>										
<b>Total</b>	61	±2	22	28	18	31	±2	2.6	±0.1	
<b>Army</b>	66	±3	20	30	20	30	±3	2.6	±0.1	
<b>Navy</b>	65	±3	26	25	20	30	±4	2.5	±0.1	
<b>Marine Corps</b>	70	±8	27	30	18	25	±10	2.4	±0.3	
<b>Air Force</b>	51	±3	21	27	15	37	±4	2.7	±0.1	
<b>Enlisted</b>	61	±2	23	29	19	29	±3	2.5	±0.1	
<b>E1 – E4</b>	65	±3	23	34	18	25	±4	2.4	±0.1	
<b>E5 – E9</b>	57	±2	23	24	19	34	±3	2.6	±0.1	
<b>Officers</b>	60	±3	18	25	18	40	±4	2.8	±0.1	
<b>O1 – O3</b>	65	±4	18	26	19	37	±5	2.8	±0.1	
<b>O4 – O6</b>	49	±3	18	20	15	47	±5	2.9	±0.1	

Note. Percent responding are Service members who answered the question and who experienced unprofessional, gender-related behavior (Q35).

40c. Continued	Percent Responding		Percentages				Max ME	Degree of Occurrence		
			1	2	3	4				
<b>FEMALES (CONTINUED)</b>										
Experienced USC	93	±3	16	37	26	21	±8	2.5	±0.2	
Not Experienced USC	59	±2	22	27	18	33	±2	2.6	±0.1	
Experienced SH	97	±2	12	32	24	32	±3	2.8	±0.1	
Not Experienced SH	43	±2	33	24	12	30	±3	2.4	±0.1	
Deployed Past 12 Months	69	±3	21	35	19	25	±4	2.5	±0.1	
Not Deployed Past 12 Months	58	±2	23	26	18	34	±3	2.6	±0.1	
Army Enlisted	67	±3	20	31	21	28	±4	2.6	±0.1	
E1 – E4	70	±4	20	36	19	25	±6	2.5	±0.1	
Army Officers	63	±4	18	28	16	38	±5	2.7	±0.2	
Navy Enlisted	65	±3	27	25	19	28	±4	2.5	±0.1	
E1 – E4	66	±5	27	30	20	22	±7	2.4	±0.2	
Navy Officers	66	±5	18	23	23	37	±8	2.8	±0.2	
Marine Corps Enlisted	70	±9	29	31	17	23	±12	2.3	±0.3	
E1 – E4	74	±13	33	35	14	18	±17	2.2	±0.4	
Marine Corps Officers	73	±7	14	28	21	37	±13	2.8	±0.3	
Air Force Enlisted	50	±4	22	29	15	34	±5	2.6	±0.1	
E1 – E4	55	±6	20	34	16	30	±7	2.6	±0.2	
Air Force Officers	52	±4	18	21	15	45	±6	2.9	±0.2	
<b>MALES</b>										
Total	32	±2	41	24	12	23	±3	2.2	±0.1	
Army	34	±3	37	24	14	25	±5	2.3	±0.1	
Navy	36	±3	45	23	12	20	±5	2.1	±0.1	
Marine Corps	32	±3	48	26	11	15	±5	1.9	±0.2	
Air Force	26	±2	37	26	11	27	±4	2.3	±0.1	
Enlisted	33	±2	42	24	12	21	±3	2.1	±0.1	
E1 – E4	36	±3	42	24	15	19	±5	2.1	±0.2	
E5 – E9	31	±2	42	24	10	24	±3	2.2	±0.1	
Officers	29	±2	33	25	14	29	±3	2.4	±0.1	
O1 – O3	31	±2	35	24	15	26	±4	2.3	±0.1	
O4 – O6	27	±2	30	25	11	35	±5	2.5	±0.1	
Experienced USC	86	±9	13	36	22	29	±13	2.7	±0.3	
Not Experienced USC	30	±2	41	24	12	23	±3	2.2	±0.1	
Experienced SH	98	±2	14	34	23	29	±6	2.7	±0.2	
Not Experienced SH	28	±2	47	22	10	21	±3	2.1	±0.1	
Deployed Past 12 Months	35	±2	39	24	13	23	±4	2.2	±0.1	
Not Deployed Past 12 Months	31	±2	42	24	12	22	±3	2.1	±0.1	
Army Enlisted	35	±3	38	24	14	24	±5	2.2	±0.2	
E1 – E4	37	±5	36	22	17	24	±9	2.3	±0.2	
Army Officers	31	±3	34	23	15	28	±5	2.4	±0.2	
Navy Enlisted	37	±3	47	23	12	18	±5	2.0	±0.2	
E1 – E4	42	±6	48	24	15	13	±9	1.9	±0.2	
Navy Officers	30	±3	32	23	14	30	±7	2.4	±0.2	
Marine Corps Enlisted	33	±3	49	26	11	14	±6	1.9	±0.2	
E1 – E4	36	±5	50	26	12	12	±8	1.9	±0.2	
Marine Corps Officers	25	±4	37	28	9	26	±10	2.3	±0.3	
Air Force Enlisted	26	±3	39	25	10	26	±5	2.2	±0.2	
E1 – E4	29	±4	38	25	12	25	±9	2.2	±0.2	
Air Force Officers	26	±3	30	28	12	30	±5	2.4	±0.2	

**40. Where and when did the situation occur?****d. In living quarters/barracks**1. None of it  
4. All of it

2. Some of it

3. Most of it

	Percent Responding		Percentages				Max ME	Degree of Occurrence		
			1	2	3	4				
<b>TOTAL</b>	36	±1	77	16	5	2	±2	1.3	±0.1	■
<b>Army</b>	38	±2	75	17	5	3	±4	1.4	±0.1	■
<b>Navy</b>	40	±3	80	15	3	2	±4	1.3	±0.1	■
<b>Marine Corps</b>	34	±3	67	21	8	4	±5	1.5	±0.1	■
<b>Air Force</b>	31	±2	83	12	3	2	±3	1.2	±0.1	■
<b>PAYGRADE</b>										
<b>Enlisted</b>	37	±2	75	18	5	2	±2	1.4	±0.1	■
<b>E1 – E4</b>	40	±3	66	24	7	3	±4	1.5	±0.1	■
E1 – E3	38	±4	62	26	9	3	±6	1.5	±0.1	■
E4	42	±3	68	23	6	2	±4	1.4	±0.1	■
<b>E5 – E9</b>	34	±2	83	11	3	2	±2	1.2	±0.1	■
E5 – E6	36	±2	81	13	4	3	±3	1.3	±0.1	■
E7 – E9	26	±2	92	5	1	1	±3	1.1	±0.1	■
<b>Officers</b>	33	±2	90	7	1	2	±2	1.2	±0.1	■
<b>W1 – W5</b>	30	±5	83	14	2	1	±11	1.2	±0.1	■
<b>O1 – O3</b>	37	±2	87	9	2	2	±3	1.2	±0.1	■
<b>O4 – O6</b>	29	±2	95	4	1	1	±2	1.1	±0.1	■
<b>DEPLOYMENT</b>										
<b>Deployed Past 12 Months</b>	38	±2	74	18	5	3	±3	1.4	±0.1	■
<b>Not Deployed Past 12 Months</b>	35	±2	79	15	4	2	±2	1.3	±0.1	■
<b>RACE/ETHNICITY</b>										
<b>Non-Hispanic White</b>	36	±2	79	15	4	2	±3	1.3	±0.1	■
<b>Total Minority</b>	37	±2	75	17	6	3	±3	1.4	±0.1	■
Non-Hispanic Black	36	±3	79	14	5	2	±5	1.3	±0.1	■
Hispanic	38	±3	75	17	5	3	±5	1.4	±0.1	■
<b>EXPERIENCED BEHAVIORS</b>										
<b>Experienced USC</b>	89	±6	43	38	11	8	±9	1.8	±0.2	■
<b>Not Experienced USC</b>	34	±1	79	15	4	2	±2	1.3	±0.1	■
<b>Experienced SH</b>	97	±2	61	28	7	4	±4	1.5	±0.1	■
<b>Not Experienced SH</b>	29	±1	83	12	4	2	±2	1.2	±0.1	■
<b>FEMALES</b>										
<b>Total</b>	61	±2	76	16	5	3	±2	1.3	±0.1	■
<b>Army</b>	65	±3	70	22	5	4	±3	1.4	±0.1	■
<b>Navy</b>	65	±3	81	13	4	2	±4	1.3	±0.1	■
<b>Marine Corps</b>	69	±8	60	20	13	7	±13	1.7	±0.3	■
<b>Air Force</b>	50	±3	83	12	4	2	±3	1.2	±0.1	■
<b>Enlisted</b>	61	±2	73	18	6	3	±3	1.4	±0.1	■
E1 – E4	65	±3	60	27	9	5	±4	1.6	±0.1	■
E5 – E9	57	±2	86	10	2	2	±2	1.2	±0.1	■
<b>Officers</b>	60	±3	89	8	2	2	±3	1.2	±0.1	■
O1 – O3	65	±4	87	10	2	2	±4	1.2	±0.1	■
O4 – O6	49	±3	94	4	1	2	±3	1.1	±0.1	■

Note. Percent responding are Service members who answered the question and who experienced unprofessional, gender-related behavior (Q35).

40d. Continued	Percent Responding		Percentages				Max ME	Degree of Occurrence		
			1	2	3	4				
<b>FEMALES (CONTINUED)</b>										
Experienced USC	94	±3	43	33	14	10	±8	1.9	±0.2	
Not Experienced USC	58	±2	80	14	4	2	±2	1.3	±0.1	
Experienced SH	96	±2	66	23	7	4	±3	1.5	±0.1	
Not Experienced SH	43	±2	86	10	2	2	±3	1.2	±0.1	
Deployed Past 12 Months	69	±3	70	22	5	3	±4	1.4	±0.1	
Not Deployed Past 12 Months	58	±2	78	14	5	3	±3	1.3	±0.1	
Army Enlisted	66	±3	65	25	6	4	±4	1.5	±0.1	
E1 – E4	70	±4	52	34	8	6	±6	1.7	±0.1	
Army Officers	62	±4	88	9	2	2	±4	1.2	±0.1	
Navy Enlisted	65	±3	79	14	4	2	±4	1.3	±0.1	
E1 – E4	67	±5	66	23	8	3	±7	1.5	±0.1	
Navy Officers	65	±5	88	8	1	2	±6	1.2	±0.1	
Marine Corps Enlisted	69	±9	57	21	14	8	±14	1.7	±0.3	
E1 – E4	73	±13	43	24	21	12	±19	2.0	±0.4	
Marine Corps Officers	72	±7	92	7	1	0	±4	1.1	±0.1	
Air Force Enlisted	50	±4	81	13	4	2	±4	1.3	±0.1	
E1 – E4	55	±6	70	21	7	2	±7	1.4	±0.1	
Air Force Officers	52	±4	90	7	1	2	±4	1.1	±0.1	
<b>MALES</b>										
Total	32	±2	78	16	4	2	±3	1.3	±0.1	
Army	34	±3	76	16	5	3	±5	1.3	±0.1	
Navy	36	±3	80	16	3	1	±4	1.3	±0.1	
Marine Corps	31	±3	67	22	8	3	±5	1.5	±0.1	
Air Force	26	±2	84	12	3	2	±4	1.2	±0.1	
Enlisted	33	±2	75	17	5	2	±3	1.3	±0.1	
E1 – E4	36	±3	68	23	7	2	±5	1.4	±0.1	
E5 – E9	30	±2	82	12	3	3	±3	1.3	±0.1	
Officers	28	±2	90	7	1	2	±2	1.1	±0.1	
O1 – O3	30	±2	88	8	2	2	±3	1.2	±0.1	
O4 – O6	26	±2	95	4	1	1	±2	1.1	±0.1	
Experienced USC	86	±9	42	42	9	7	±13	1.8	±0.2	
Not Experienced USC	30	±2	79	15	4	2	±3	1.3	±0.1	
Experienced SH	97	±2	57	32	6	4	±6	1.6	±0.1	
Not Experienced SH	28	±2	82	12	4	2	±3	1.3	±0.1	
Deployed Past 12 Months	34	±2	75	17	5	3	±4	1.4	±0.1	
Not Deployed Past 12 Months	31	±2	80	15	4	2	±3	1.3	±0.1	
Army Enlisted	34	±3	74	17	6	3	±5	1.4	±0.1	
E1 – E4	35	±5	65	25	8	2	±9	1.5	±0.2	
Army Officers	30	±3	89	8	1	3	±4	1.2	±0.1	
Navy Enlisted	37	±3	78	17	3	1	±5	1.3	±0.1	
E1 – E4	42	±6	72	22	4	1	±9	1.3	±0.2	
Navy Officers	30	±3	93	5	1	1	±3	1.1	±0.1	
Marine Corps Enlisted	32	±3	65	23	8	3	±6	1.5	±0.1	
E1 – E4	35	±5	60	26	10	4	±8	1.6	±0.2	
Marine Corps Officers	25	±4	89	9	1	2	±11	1.2	±0.2	
Air Force Enlisted	26	±3	82	14	3	2	±5	1.2	±0.1	
E1 – E4	29	±4	77	18	4	1	±8	1.3	±0.1	
Air Force Officers	26	±3	90	7	2	0	±4	1.1	±0.1	

**40. Where and when did the situation occur?****e. In a work environment where members of your gender are uncommon**1. None of it  
4. All of it

2. Some of it

3. Most of it

	Percent Responding		Percentages				Max ME	Degree of Occurrence		
			1	2	3	4				
<b>TOTAL</b>	36	±1	79	11	4	5	±2	1.4	±0.1	■
<b>Army</b>	38	±2	80	11	4	5	±3	1.3	±0.1	■
<b>Navy</b>	40	±3	77	13	5	6	±3	1.4	±0.1	■
<b>Marine Corps</b>	34	±3	81	11	4	4	±4	1.3	±0.1	■
<b>Air Force</b>	31	±2	80	10	4	6	±3	1.4	±0.1	■
<b>PAYGRADE</b>										
<b>Enlisted</b>	37	±2	78	12	4	5	±2	1.4	±0.1	■
<b>E1 – E4</b>	40	±3	77	14	5	5	±3	1.4	±0.1	■
E1 – E3	38	±4	77	15	4	4	±5	1.3	±0.1	■
E4	42	±3	76	13	5	6	±4	1.4	±0.1	■
<b>E5 – E9</b>	34	±2	80	10	4	5	±2	1.3	±0.1	■
E5 – E6	36	±2	79	11	4	6	±3	1.4	±0.1	■
E7 – E9	26	±2	85	7	3	4	±3	1.3	±0.1	■
<b>Officers</b>	33	±2	83	8	3	6	±2	1.3	±0.1	■
<b>W1 – W5</b>	30	±5	80	14	3	3	±10	1.3	±0.1	■
<b>O1 – O3</b>	37	±2	81	8	4	7	±3	1.4	±0.1	■
<b>O4 – O6</b>	29	±2	87	6	2	5	±2	1.3	±0.1	■
<b>DEPLOYMENT</b>										
<b>Deployed Past 12 Months</b>	38	±2	80	12	4	4	±3	1.3	±0.1	■
<b>Not Deployed Past 12 Months</b>	35	±2	79	11	4	6	±2	1.4	±0.1	■
<b>RACE/ETHNICITY</b>										
<b>Non-Hispanic White</b>	36	±2	82	9	3	5	±2	1.3	±0.1	■
<b>Total Minority</b>	37	±2	74	14	5	6	±3	1.4	±0.1	■
Non-Hispanic Black	35	±3	75	13	5	6	±4	1.4	±0.1	■
Hispanic	38	±3	73	15	5	6	±5	1.4	±0.1	■
<b>EXPERIENCED BEHAVIORS</b>										
<b>Experienced USC</b>	88	±6	56	28	10	7	±8	1.7	±0.2	■
<b>Not Experienced USC</b>	34	±1	81	10	4	5	±2	1.3	±0.1	■
<b>Experienced SH</b>	96	±2	60	21	10	10	±4	1.7	±0.1	■
<b>Not Experienced SH</b>	30	±1	86	8	2	4	±2	1.2	±0.1	■
<b>FEMALES</b>										
<b>Total</b>	60	±2	58	18	10	14	±2	1.8	±0.1	■
<b>Army</b>	66	±3	60	20	9	11	±3	1.7	±0.1	■
<b>Navy</b>	65	±3	56	18	12	15	±4	1.9	±0.1	■
<b>Marine Corps</b>	68	±8	44	22	17	17	±11	2.1	±0.3	■
<b>Air Force</b>	50	±3	61	14	9	15	±4	1.8	±0.1	■
<b>Enlisted</b>	61	±2	58	19	11	13	±3	1.8	±0.1	■
E1 – E4	64	±3	54	22	12	12	±4	1.8	±0.1	■
E5 – E9	57	±2	61	16	9	14	±3	1.8	±0.1	■
<b>Officers</b>	59	±3	61	14	9	16	±4	1.8	±0.1	■
O1 – O3	65	±4	60	15	10	15	±5	1.8	±0.1	■
O4 – O6	49	±3	65	11	7	17	±4	1.8	±0.1	■

Note. Percent responding are Service members who answered the question and who experienced unprofessional, gender-related behavior (Q35).

40e. Continued	Percent Responding		Percentages				Max ME	Degree of Occurrence		
			1	2	3	4				
<b>FEMALES (CONTINUED)</b>										
Experienced USC	94	±3	50	24	16	10	±8	1.9	±0.2	
Not Experienced USC	58	±2	59	17	10	14	±2	1.8	±0.1	
Experienced SH	96	±2	48	22	14	16	±3	2.0	±0.1	
Not Experienced SH	43	±2	70	13	6	11	±3	1.6	±0.1	
Deployed Past 12 Months	69	±3	51	24	11	13	±4	1.9	±0.1	
Not Deployed Past 12 Months	58	±2	61	16	10	14	±3	1.8	±0.1	
Army Enlisted	67	±3	60	21	9	10	±3	1.7	±0.1	
E1 – E4	70	±4	58	22	9	11	±5	1.7	±0.1	
Army Officers	62	±4	62	15	9	14	±5	1.8	±0.2	
Navy Enlisted	65	±3	55	18	12	15	±5	1.9	±0.1	
E1 – E4	66	±5	52	20	14	14	±7	1.9	±0.2	
Navy Officers	66	±5	58	17	10	15	±8	1.8	±0.2	
Marine Corps Enlisted	67	±9	44	21	18	17	±12	2.1	±0.3	
E1 – E4	70	±13	38	24	22	16	±18	2.2	±0.4	
Marine Corps Officers	73	±7	46	29	10	15	±13	2.0	±0.2	
Air Force Enlisted	50	±4	60	16	10	14	±5	1.8	±0.1	
E1 – E4	55	±6	57	20	10	13	±7	1.8	±0.2	
Air Force Officers	52	±4	64	9	9	18	±6	1.8	±0.2	
<b>MALES</b>										
Total	32	±2	86	9	2	3	±2	1.2	±0.1	
Army	34	±3	86	9	2	3	±4	1.2	±0.1	
Navy	36	±3	83	11	3	3	±4	1.2	±0.1	
Marine Corps	31	±3	86	9	3	2	±4	1.2	±0.1	
Air Force	26	±2	89	8	1	2	±3	1.2	±0.1	
Enlisted	33	±2	85	10	2	3	±3	1.2	±0.1	
E1 – E4	36	±3	84	11	3	2	±4	1.2	±0.1	
E5 – E9	30	±2	86	9	2	3	±3	1.2	±0.1	
Officers	29	±2	92	5	1	2	±2	1.1	±0.1	
O1 – O3	30	±2	92	5	1	2	±3	1.1	±0.1	
O4 – O6	26	±2	93	4	1	2	±2	1.1	±0.1	
Experienced USC	85	±9	60	30	6	4	±13	1.5	±0.2	
Not Experienced USC	30	±2	87	8	2	2	±2	1.2	±0.1	
Experienced SH	97	±2	71	21	5	4	±6	1.4	±0.1	
Not Experienced SH	28	±2	89	7	2	2	±2	1.2	±0.1	
Deployed Past 12 Months	34	±2	86	10	3	1	±3	1.2	±0.1	
Not Deployed Past 12 Months	31	±2	86	9	2	3	±3	1.2	±0.1	
Army Enlisted	35	±3	86	9	3	3	±4	1.2	±0.1	
E1 – E4	36	±5	84	12	3	2	±8	1.2	±0.1	
Army Officers	31	±3	91	6	1	2	±4	1.1	±0.1	
Navy Enlisted	37	±3	82	12	3	3	±5	1.3	±0.1	
E1 – E4	43	±6	80	14	3	3	±9	1.3	±0.2	
Navy Officers	30	±3	91	5	0	3	±3	1.2	±0.1	
Marine Corps Enlisted	32	±3	86	9	3	2	±5	1.2	±0.1	
E1 – E4	36	±5	86	9	2	2	±6	1.2	±0.1	
Marine Corps Officers	25	±4	88	8	2	1	±11	1.2	±0.2	
Air Force Enlisted	26	±3	87	9	1	3	±4	1.2	±0.1	
E1 – E4	29	±4	87	9	2	2	±7	1.2	±0.1	
Air Force Officers	26	±3	94	4	1	1	±3	1.1	±0.1	

**40. Where and when did the situation occur?****f. While you were deployed**1. None of it  
4. All of it

2. Some of it

3. Most of it

	Percent Responding		Percentages				Max ME	Degree of Occurrence		
			1	2	3	4				
<b>TOTAL</b>	36	±1	71	17	7	6	±2	1.5	±0.1	■
<b>Army</b>	39	±2	68	17	7	8	±4	1.6	±0.1	■
<b>Navy</b>	40	±3	65	20	9	5	±4	1.5	±0.1	■
<b>Marine Corps</b>	34	±3	75	16	4	4	±4	1.4	±0.1	■
<b>Air Force</b>	31	±2	80	14	4	3	±3	1.3	±0.1	■
<b>PAYGRADE</b>										
<b>Enlisted</b>	37	±2	70	17	7	6	±2	1.5	±0.1	■
<b>E1 – E4</b>	40	±3	72	17	7	5	±4	1.5	±0.1	■
E1 – E3	38	±4	76	14	5	5	±6	1.4	±0.2	■
E4	42	±3	69	18	8	5	±4	1.5	±0.1	■
<b>E5 – E9</b>	34	±2	68	18	7	6	±3	1.5	±0.1	■
E5 – E6	37	±2	66	19	8	7	±3	1.5	±0.1	■
E7 – E9	27	±2	79	13	3	5	±3	1.3	±0.1	■
<b>Officers</b>	34	±2	74	14	5	7	±2	1.4	±0.1	■
<b>W1 – W5</b>	31	±5	60	25	6	9	±12	1.6	±0.2	■
<b>O1 – O3</b>	37	±2	73	15	6	7	±3	1.5	±0.1	■
<b>O4 – O6</b>	30	±2	80	11	3	6	±3	1.4	±0.1	■
<b>DEPLOYMENT</b>										
<b>Deployed Past 12 Months</b>	38	±2	44	29	15	13	±4	2.0	±0.1	■
<b>Not Deployed Past 12 Months</b>	35	±2	86	10	2	2	±2	1.2	±0.1	■
<b>RACE/ETHNICITY</b>										
<b>Non-Hispanic White</b>	36	±2	72	15	6	6	±3	1.5	±0.1	■
<b>Total Minority</b>	37	±2	69	19	7	5	±3	1.5	±0.1	■
Non-Hispanic Black	35	±3	72	19	5	4	±4	1.4	±0.1	■
Hispanic	38	±3	66	20	8	6	±5	1.5	±0.1	■
<b>EXPERIENCED BEHAVIORS</b>										
<b>Experienced USC</b>	89	±6	51	27	13	10	±8	1.8	±0.2	■
<b>Not Experienced USC</b>	34	±1	72	16	6	6	±2	1.5	±0.1	■
<b>Experienced SH</b>	97	±1	57	23	12	8	±4	1.7	±0.1	■
<b>Not Experienced SH</b>	30	±1	75	15	5	5	±2	1.4	±0.1	■
<b>FEMALES</b>										
<b>Total</b>	61	±2	70	16	7	6	±2	1.5	±0.1	■
<b>Army</b>	66	±3	65	17	9	9	±3	1.6	±0.1	■
<b>Navy</b>	65	±3	65	20	9	5	±4	1.5	±0.1	■
<b>Marine Corps</b>	70	±8	80	12	5	4	±6	1.3	±0.1	■
<b>Air Force</b>	51	±3	80	12	4	4	±3	1.3	±0.1	■
<b>Enlisted</b>	61	±2	70	17	7	6	±2	1.5	±0.1	■
E1 – E4	65	±3	70	17	8	5	±3	1.5	±0.1	■
E5 – E9	58	±2	70	17	7	6	±3	1.5	±0.1	■
<b>Officers</b>	60	±3	72	13	7	9	±4	1.5	±0.1	■
O1 – O3	65	±4	68	15	8	9	±5	1.6	±0.1	■
O4 – O6	49	±3	83	6	4	7	±4	1.4	±0.1	■

Note. Percent responding are Service members who answered the question and who experienced unprofessional, gender-related behavior (Q35).



40f. Continued	Percent Responding		Percentages				Max ME	Degree of Occurrence		
			1	2	3	4				
<b>FEMALES (CONTINUED)</b>										
Experienced USC	95	±3	60	22	9	9	±8	1.7	±0.2	
Not Experienced USC	59	±2	72	15	7	6	±2	1.5	±0.1	
Experienced SH	97	±2	61	21	10	8	±3	1.7	±0.1	
Not Experienced SH	43	±2	80	11	4	4	±2	1.3	±0.1	
Deployed Past 12 Months	69	±3	25	36	20	19	±4	2.3	±0.1	
Not Deployed Past 12 Months	58	±2	87	9	2	1	±2	1.2	±0.1	
Army Enlisted	67	±3	65	18	9	8	±4	1.6	±0.1	
E1 – E4	70	±4	66	17	10	8	±6	1.6	±0.2	
Army Officers	63	±4	65	15	8	12	±5	1.7	±0.2	
Navy Enlisted	65	±3	64	21	9	5	±4	1.6	±0.1	
E1 – E4	67	±5	62	23	11	5	±7	1.6	±0.1	
Navy Officers	65	±5	71	15	7	6	±8	1.5	±0.2	
Marine Corps Enlisted	70	±9	81	12	4	3	±7	1.3	±0.1	
E1 – E4	74	±13	83	12	1	3	±9	1.3	±0.2	
Marine Corps Officers	73	±7	69	16	9	6	±8	1.5	±0.2	
Air Force Enlisted	50	±4	79	13	4	4	±4	1.3	±0.1	
E1 – E4	55	±6	80	13	4	3	±6	1.3	±0.1	
Air Force Officers	52	±4	81	7	4	7	±5	1.4	±0.1	
<b>MALES</b>										
Total	32	±2	71	17	6	6	±3	1.5	±0.1	
Army	34	±3	69	17	6	8	±5	1.5	±0.1	
Navy	36	±3	65	20	10	5	±5	1.5	±0.1	
Marine Corps	32	±3	75	17	4	4	±5	1.4	±0.1	
Air Force	26	±2	80	14	3	3	±4	1.3	±0.1	
Enlisted	33	±2	70	18	7	6	±3	1.5	±0.1	
E1 – E4	36	±3	72	16	6	5	±5	1.4	±0.1	
E5 – E9	30	±2	68	19	7	6	±3	1.5	±0.1	
Officers	29	±2	75	14	4	6	±3	1.4	±0.1	
O1 – O3	31	±2	75	14	5	6	±4	1.4	±0.1	
O4 – O6	27	±2	79	12	3	6	±3	1.4	±0.1	
Experienced USC	85	±9	44	31	15	10	±13	1.9	±0.3	
Not Experienced USC	30	±2	72	17	6	6	±3	1.5	±0.1	
Experienced SH	97	±2	53	25	13	9	±6	1.8	±0.2	
Not Experienced SH	28	±2	75	15	5	5	±3	1.4	±0.1	
Deployed Past 12 Months	35	±2	48	27	14	11	±4	1.9	±0.1	
Not Deployed Past 12 Months	31	±2	86	10	2	2	±3	1.2	±0.1	
Army Enlisted	35	±3	68	17	7	8	±5	1.5	±0.1	
E1 – E4	36	±5	71	17	5	8	±9	1.5	±0.2	
Army Officers	31	±3	71	17	4	8	±5	1.5	±0.1	
Navy Enlisted	37	±3	64	21	10	5	±5	1.6	±0.1	
E1 – E4	43	±6	64	19	12	5	±9	1.6	±0.2	
Navy Officers	31	±3	74	13	7	7	±5	1.5	±0.1	
Marine Corps Enlisted	33	±3	75	16	4	4	±5	1.4	±0.1	
E1 – E4	36	±5	76	16	4	3	±7	1.3	±0.1	
Marine Corps Officers	25	±4	68	23	4	5	±10	1.5	±0.2	
Air Force Enlisted	26	±3	78	15	3	3	±5	1.3	±0.1	
E1 – E4	29	±4	83	12	3	2	±7	1.2	±0.2	
Air Force Officers	26	±3	84	10	3	3	±4	1.2	±0.1	

**40. Where and when did the situation occur?****g. In the local community around an installation**1. None of it  
4. All of it

2. Some of it

3. Most of it

	Percent Responding		Percentages				Max ME	Degree of Occurrence		
			1	2	3	4				
<b>TOTAL</b>	36	±1	75	19	4	3	±2	1.3	±0.1	■
<b>Army</b>	39	±2	73	20	4	3	±3	1.4	±0.1	■
<b>Navy</b>	40	±3	76	18	3	3	±4	1.3	±0.1	■
<b>Marine Corps</b>	34	±3	75	20	3	2	±5	1.3	±0.1	■
<b>Air Force</b>	31	±2	75	19	3	3	±3	1.4	±0.1	■
<b>PAYGRADE</b>										
<b>Enlisted</b>	37	±2	74	19	4	3	±2	1.4	±0.1	■
<b>E1 – E4</b>	41	±3	73	21	4	3	±4	1.4	±0.1	■
E1 – E3	38	±4	73	21	3	3	±6	1.4	±0.1	■
E4	42	±3	73	21	4	2	±4	1.4	±0.1	■
<b>E5 – E9</b>	34	±2	75	18	4	3	±3	1.3	±0.1	■
E5 – E6	37	±2	74	18	4	3	±3	1.4	±0.1	■
E7 – E9	27	±2	80	15	2	2	±3	1.3	±0.1	■
<b>Officers</b>	34	±2	77	18	2	3	±2	1.3	±0.1	■
W1 – W5	31	±5	66	31	2	1	±13	1.4	±0.2	■
O1 – O3	37	±2	76	18	3	3	±3	1.3	±0.1	■
O4 – O6	29	±2	80	14	2	3	±3	1.3	±0.1	■
<b>DEPLOYMENT</b>										
<b>Deployed Past 12 Months</b>	38	±2	74	19	4	3	±3	1.4	±0.1	■
<b>Not Deployed Past 12 Months</b>	36	±2	75	19	4	3	±2	1.3	±0.1	■
<b>RACE/ETHNICITY</b>										
<b>Non-Hispanic White</b>	36	±2	77	17	3	3	±2	1.3	±0.1	■
<b>Total Minority</b>	37	±2	70	22	4	3	±3	1.4	±0.1	■
Non-Hispanic Black	36	±3	71	21	4	3	±4	1.4	±0.1	■
Hispanic	38	±3	72	20	5	3	±5	1.4	±0.1	■
<b>EXPERIENCED BEHAVIORS</b>										
<b>Experienced USC</b>	89	±6	46	39	8	7	±8	1.8	±0.2	■
<b>Not Experienced USC</b>	34	±1	76	18	3	3	±2	1.3	±0.1	■
<b>Experienced SH</b>	97	±2	59	30	7	4	±4	1.5	±0.1	■
<b>Not Experienced SH</b>	30	±1	80	15	2	3	±2	1.3	±0.1	■
<b>FEMALES</b>										
<b>Total</b>	61	±2	71	22	4	3	±2	1.4	±0.1	■
<b>Army</b>	66	±3	68	25	4	3	±3	1.4	±0.1	■
<b>Navy</b>	65	±3	75	17	6	3	±4	1.4	±0.1	■
<b>Marine Corps</b>	70	±8	69	24	6	1	±12	1.4	±0.2	■
<b>Air Force</b>	50	±3	74	21	3	2	±4	1.3	±0.1	■
<b>Enlisted</b>	61	±2	70	22	4	3	±2	1.4	±0.1	■
<b>E1 – E4</b>	65	±3	67	26	5	3	±4	1.4	±0.1	■
<b>E5 – E9</b>	57	±2	74	19	4	3	±3	1.3	±0.1	■
<b>Officers</b>	60	±3	76	18	4	3	±3	1.3	±0.1	■
<b>O1 – O3</b>	65	±4	75	19	4	2	±4	1.3	±0.1	■
<b>O4 – O6</b>	49	±3	80	14	2	4	±4	1.3	±0.1	■

Note. Percent responding are Service members who answered the question and who experienced unprofessional, gender-related behavior (Q35).

40g. Continued	Percent Responding		Percentages				Max ME	Degree of Occurrence		
			1	2	3	4				
<b>FEMALES (CONTINUED)</b>										
Experienced USC	94	±3	55	34	6	6	±8	1.6	±0.2	
Not Experienced USC	58	±2	74	20	4	2	±2	1.4	±0.1	
Experienced SH	97	±2	62	28	6	3	±3	1.5	±0.1	
Not Experienced SH	43	±2	81	14	2	2	±2	1.3	±0.1	
Deployed Past 12 Months	69	±3	71	22	5	2	±4	1.4	±0.1	
Not Deployed Past 12 Months	58	±2	72	21	4	3	±2	1.4	±0.1	
Army Enlisted	67	±3	66	27	4	3	±3	1.4	±0.1	
E1 – E4	70	±4	63	31	3	3	±5	1.5	±0.1	
Army Officers	63	±4	73	20	5	2	±5	1.4	±0.1	
Navy Enlisted	65	±3	74	17	6	3	±4	1.4	±0.1	
E1 – E4	67	±5	70	19	7	4	±6	1.5	±0.1	
Navy Officers	65	±5	77	17	3	4	±7	1.3	±0.1	
Marine Corps Enlisted	70	±9	68	24	7	1	±13	1.4	±0.2	
E1 – E4	73	±13	65	25	10	0	±19	1.5	±0.3	
Marine Corps Officers	73	±7	71	25	3	2	±14	1.4	±0.2	
Air Force Enlisted	50	±4	73	22	3	2	±4	1.3	±0.1	
E1 – E4	55	±6	71	24	4	1	±6	1.4	±0.1	
Air Force Officers	52	±4	79	16	3	3	±5	1.3	±0.1	
<b>MALES</b>										
Total	32	±2	76	18	3	3	±2	1.3	±0.1	
Army	34	±3	75	18	4	3	±4	1.4	±0.1	
Navy	36	±3	77	18	3	2	±4	1.3	±0.1	
Marine Corps	32	±3	76	20	3	2	±5	1.3	±0.1	
Air Force	26	±2	75	18	3	4	±4	1.4	±0.1	
Enlisted	33	±2	75	18	4	3	±3	1.3	±0.1	
E1 – E4	36	±3	75	19	3	3	±4	1.3	±0.1	
E5 – E9	30	±2	76	17	4	3	±3	1.3	±0.1	
Officers	29	±2	77	18	2	3	±3	1.3	±0.1	
O1 – O3	31	±2	77	18	2	3	±4	1.3	±0.1	
O4 – O6	27	±2	81	14	2	3	±3	1.3	±0.1	
Experienced USC	86	±9	40	43	9	8	±14	1.8	±0.3	
Not Experienced USC	30	±2	77	17	3	3	±2	1.3	±0.1	
Experienced SH	97	±2	57	32	8	4	±6	1.6	±0.1	
Not Experienced SH	28	±2	80	15	2	3	±2	1.3	±0.1	
Deployed Past 12 Months	35	±2	75	18	3	3	±4	1.3	±0.1	
Not Deployed Past 12 Months	31	±2	76	18	3	3	±3	1.3	±0.1	
Army Enlisted	35	±3	75	17	5	3	±5	1.4	±0.1	
E1 – E4	36	±5	74	19	3	4	±8	1.4	±0.2	
Army Officers	31	±3	75	20	2	3	±5	1.3	±0.1	
Navy Enlisted	37	±3	77	18	3	2	±5	1.3	±0.1	
E1 – E4	43	±6	74	20	5	2	±9	1.3	±0.2	
Navy Officers	30	±3	80	16	1	3	±5	1.3	±0.1	
Marine Corps Enlisted	33	±3	75	20	3	2	±5	1.3	±0.1	
E1 – E4	36	±5	76	20	2	2	±7	1.3	±0.1	
Marine Corps Officers	25	±4	82	15	1	2	±11	1.2	±0.2	
Air Force Enlisted	26	±3	75	18	4	4	±5	1.4	±0.1	
E1 – E4	29	±4	76	17	4	3	±8	1.3	±0.2	
Air Force Officers	26	±3	76	17	3	4	±5	1.3	±0.1	

**40. Where and when did the situation occur?**
**h. At your current permanent duty station**

 1. None of it  
 4. All of it

2. Some of it

3. Most of it

	Percent Responding		Percentages				Max ME	Degree of Occurrence		
			1	2	3	4				
<b>TOTAL</b>	36	±1	41	25	11	22	±2	2.1	±0.1	
<b>Army</b>	39	±2	42	26	12	20	±4	2.1	±0.1	
<b>Navy</b>	40	±3	44	24	11	22	±4	2.1	±0.1	
<b>Marine Corps</b>	34	±3	46	27	11	16	±5	2.0	±0.1	
<b>Air Force</b>	31	±2	36	25	11	28	±3	2.3	±0.1	
<b>PAYGRADE</b>										
<b>Enlisted</b>	37	±2	41	26	12	21	±3	2.1	±0.1	
<b>E1 – E4</b>	40	±3	38	26	14	22	±4	2.2	±0.1	
E1 – E3	38	±4	38	27	14	21	±6	2.2	±0.2	
E4	42	±3	38	26	14	23	±5	2.2	±0.1	
<b>E5 – E9</b>	34	±2	45	25	10	20	±3	2.1	±0.1	
E5 – E6	37	±2	43	26	11	20	±3	2.1	±0.1	
E7 – E9	26	±2	50	23	6	21	±4	2.0	±0.1	
<b>Officers</b>	34	±2	42	24	9	25	±3	2.2	±0.1	
<b>W1 – W5</b>	30	±5	42	35	7	17	±12	2.0	±0.2	
<b>O1 – O3</b>	37	±2	41	25	10	23	±3	2.2	±0.1	
<b>O4 – O6</b>	29	±2	43	20	7	30	±4	2.2	±0.1	
<b>DEPLOYMENT</b>										
<b>Deployed Past 12 Months</b>	38	±2	44	30	10	15	±4	2.0	±0.1	
<b>Not Deployed Past 12 Months</b>	35	±2	40	23	12	26	±3	2.2	±0.1	
<b>RACE/ETHNICITY</b>										
<b>Non-Hispanic White</b>	36	±2	40	25	11	24	±3	2.2	±0.1	
<b>Total Minority</b>	37	±2	44	26	11	19	±3	2.0	±0.1	
Non-Hispanic Black	36	±3	46	26	10	18	±5	2.0	±0.1	
Hispanic	38	±3	42	25	13	20	±5	2.1	±0.2	
<b>EXPERIENCED BEHAVIORS</b>										
<b>Experienced USC</b>	89	±6	17	30	21	32	±9	2.7	±0.2	
<b>Not Experienced USC</b>	34	±1	42	26	11	22	±2	2.1	±0.1	
<b>Experienced SH</b>	97	±1	20	32	19	28	±4	2.6	±0.1	
<b>Not Experienced SH</b>	30	±1	49	23	8	20	±3	2.0	±0.1	
<b>FEMALES</b>										
<b>Total</b>	61	±2	27	28	14	30	±2	2.5	±0.1	
<b>Army</b>	66	±3	29	32	12	27	±3	2.4	±0.1	
<b>Navy</b>	65	±3	29	24	18	29	±4	2.5	±0.1	
<b>Marine Corps</b>	70	±8	24	28	18	30	±10	2.5	±0.3	
<b>Air Force</b>	51	±3	25	27	13	35	±4	2.6	±0.1	
<b>Enlisted</b>	61	±2	26	29	15	29	±2	2.5	±0.1	
E1 – E4	65	±3	22	31	16	30	±4	2.5	±0.1	
E5 – E9	58	±2	30	28	13	29	±3	2.4	±0.1	
<b>Officers</b>	60	±3	32	24	11	33	±3	2.5	±0.1	
O1 – O3	65	±4	32	26	12	30	±5	2.4	±0.2	
O4 – O6	49	±3	32	18	9	41	±5	2.6	±0.2	

Note. Percent responding are Service members who answered the question and who experienced unprofessional, gender-related behavior (Q35).

40h. Continued	Percent Responding		Percentages				Max ME	Degree of Occurrence		
			1	2	3	4				
<b>FEMALES (CONTINUED)</b>										
Experienced USC	94	±3	14	32	22	32	±8	2.7	±0.2	
Not Experienced USC	59	±2	28	28	13	30	±2	2.5	±0.1	
Experienced SH	97	±2	18	32	19	31	±3	2.6	±0.1	
Not Experienced SH	43	±2	37	24	9	29	±3	2.3	±0.1	
Deployed Past 12 Months	69	±3	34	38	14	15	±4	2.1	±0.1	
Not Deployed Past 12 Months	58	±2	25	25	14	36	±3	2.6	±0.1	
Army Enlisted	67	±3	27	34	13	27	±4	2.4	±0.1	
E1 – E4	70	±4	22	36	13	28	±6	2.5	±0.2	
Army Officers	63	±4	37	26	10	27	±5	2.3	±0.2	
Navy Enlisted	65	±3	30	24	18	28	±4	2.4	±0.2	
E1 – E4	66	±5	25	24	23	28	±7	2.5	±0.2	
Navy Officers	65	±5	24	26	14	36	±7	2.6	±0.2	
Marine Corps Enlisted	70	±9	23	27	19	30	±11	2.6	±0.3	
E1 – E4	74	±13	23	24	23	30	±17	2.6	±0.4	
Marine Corps Officers	73	±7	30	36	9	25	±12	2.3	±0.3	
Air Force Enlisted	50	±4	23	30	13	34	±5	2.6	±0.1	
E1 – E4	55	±6	19	32	13	36	±7	2.6	±0.2	
Air Force Officers	52	±4	32	18	10	39	±6	2.6	±0.2	
<b>MALES</b>										
Total	32	±2	46	25	10	19	±3	2.0	±0.1	
Army	34	±3	46	25	11	18	±5	2.0	±0.1	
Navy	36	±3	48	24	8	20	±5	2.0	±0.1	
Marine Corps	32	±3	50	27	10	14	±5	1.9	±0.2	
Air Force	26	±2	41	24	11	24	±4	2.2	±0.1	
Enlisted	33	±2	46	25	11	19	±3	2.0	±0.1	
E1 – E4	36	±3	43	25	13	20	±5	2.1	±0.2	
E5 – E9	31	±2	49	25	9	18	±3	2.0	±0.1	
Officers	29	±2	46	24	8	22	±3	2.1	±0.1	
O1 – O3	31	±2	46	25	9	20	±4	2.0	±0.1	
O4 – O6	26	±2	47	20	7	27	±5	2.1	±0.2	
Experienced USC	86	±9	18	29	21	32	±14	2.7	±0.3	
Not Experienced USC	30	±2	46	25	10	19	±3	2.0	±0.1	
Experienced SH	98	±2	22	32	20	26	±6	2.5	±0.2	
Not Experienced SH	28	±2	51	23	8	18	±3	1.9	±0.1	
Deployed Past 12 Months	35	±2	47	29	10	15	±4	1.9	±0.1	
Not Deployed Past 12 Months	31	±2	46	22	11	22	±3	2.1	±0.1	
Army Enlisted	35	±3	45	25	12	18	±5	2.0	±0.2	
E1 – E4	36	±5	40	23	16	21	±9	2.2	±0.2	
Army Officers	31	±3	50	24	7	19	±5	1.9	±0.2	
Navy Enlisted	37	±3	48	24	8	19	±5	2.0	±0.2	
E1 – E4	42	±6	48	24	8	21	±9	2.0	±0.3	
Navy Officers	31	±3	46	22	10	22	±8	2.1	±0.2	
Marine Corps Enlisted	33	±3	50	26	10	13	±6	1.9	±0.2	
E1 – E4	36	±5	49	28	12	11	±8	1.9	±0.2	
Marine Corps Officers	25	±4	48	29	2	21	±11	2.0	±0.3	
Air Force Enlisted	26	±3	42	24	11	23	±5	2.2	±0.2	
E1 – E4	29	±4	35	25	15	26	±9	2.3	±0.2	
Air Force Officers	26	±3	40	24	10	27	±5	2.2	±0.2	

**40. Where and when did the situation occur?****i. While you were on TDY/TAD, at sea, or during field exercises/alerts**1. None of it  
4. All of it

2. Some of it

3. Most of it

	Percent Responding		Percentages				Max ME	Degree of Occurrence		
			1	2	3	4				
<b>TOTAL</b>	36	±1	75	17	4	3	±2	1.3	±0.1	■
<b>Army</b>	38	±2	75	18	4	3	±4	1.4	±0.1	■
<b>Navy</b>	40	±3	73	18	5	4	±4	1.4	±0.1	■
<b>Marine Corps</b>	34	±3	79	16	3	2	±4	1.3	±0.1	■
<b>Air Force</b>	31	±2	79	16	4	2	±3	1.3	±0.1	■
<b>PAYGRADE</b>										
<b>Enlisted</b>	37	±2	75	17	4	3	±2	1.3	±0.1	■
<b>E1 – E4</b>	40	±3	76	17	4	3	±4	1.3	±0.1	■
E1 – E3	38	±4	78	16	3	3	±6	1.3	±0.1	■
E4	42	±3	75	17	5	3	±4	1.4	±0.1	■
<b>E5 – E9</b>	34	±2	75	18	4	3	±3	1.4	±0.1	■
E5 – E6	37	±2	74	18	5	3	±3	1.4	±0.1	■
E7 – E9	26	±2	79	15	3	3	±4	1.3	±0.1	■
<b>Officers</b>	33	±2	75	17	4	4	±2	1.4	±0.1	■
<b>W1 – W5</b>	31	±5	67	27	2	3	±12	1.4	±0.2	■
<b>O1 – O3</b>	37	±2	75	17	5	3	±3	1.4	±0.1	■
<b>O4 – O6</b>	29	±2	77	17	2	4	±3	1.3	±0.1	■
<b>DEPLOYMENT</b>										
<b>Deployed Past 12 Months</b>	38	±2	66	24	7	4	±3	1.5	±0.1	■
<b>Not Deployed Past 12 Months</b>	35	±2	81	14	3	2	±2	1.3	±0.1	■
<b>RACE/ETHNICITY</b>										
<b>Non-Hispanic White</b>	36	±2	76	16	5	3	±3	1.4	±0.1	■
<b>Total Minority</b>	37	±2	75	19	4	2	±3	1.3	±0.1	■
Non-Hispanic Black	36	±3	76	19	3	2	±4	1.3	±0.1	■
Hispanic	38	±3	73	19	5	3	±5	1.4	±0.1	■
<b>EXPERIENCED BEHAVIORS</b>										
<b>Experienced USC</b>	89	±6	54	29	11	7	±8	1.7	±0.2	■
<b>Not Experienced USC</b>	34	±1	77	17	4	3	±2	1.3	±0.1	■
<b>Experienced SH</b>	97	±2	63	25	7	4	±4	1.5	±0.1	■
<b>Not Experienced SH</b>	30	±1	80	14	3	3	±2	1.3	±0.1	■
<b>FEMALES</b>										
<b>Total</b>	61	±2	76	16	5	3	±2	1.3	±0.1	■
<b>Army</b>	66	±3	74	19	4	2	±3	1.3	±0.1	■
<b>Navy</b>	65	±3	73	16	7	4	±4	1.4	±0.1	■
<b>Marine Corps</b>	70	±8	82	14	3	1	±6	1.2	±0.1	■
<b>Air Force</b>	51	±3	81	14	3	2	±3	1.3	±0.1	■
<b>Enlisted</b>	61	±2	77	17	4	2	±2	1.3	±0.1	■
E1 – E4	65	±3	77	17	5	2	±3	1.3	±0.1	■
E5 – E9	57	±2	77	17	4	3	±3	1.3	±0.1	■
<b>Officers</b>	60	±3	76	15	6	3	±3	1.4	±0.1	■
O1 – O3	65	±4	75	15	7	3	±4	1.4	±0.1	■
O4 – O6	49	±3	79	12	4	5	±4	1.3	±0.1	■

Note. Percent responding are Service members who answered the question and who experienced unprofessional, gender-related behavior (Q35).

40i. Continued	Percent Responding		Percentages				Max ME	Degree of Occurrence		
			1	2	3	4				
<b>FEMALES (CONTINUED)</b>										
Experienced USC	93	±3	63	25	9	3	±9	1.5	±0.2	■
Not Experienced USC	58	±2	78	15	4	2	±2	1.3	±0.1	■
Experienced SH	97	±2	69	22	7	3	±3	1.4	±0.1	■
Not Experienced SH	43	±2	85	10	3	2	±2	1.2	±0.1	■
Deployed Past 12 Months	69	±3	61	27	8	4	±4	1.5	±0.1	■
Not Deployed Past 12 Months	58	±2	82	12	3	2	±2	1.3	±0.1	■
Army Enlisted	67	±3	74	19	4	2	±4	1.4	±0.1	■
E1 – E4	70	±4	75	17	5	2	±6	1.3	±0.1	■
Army Officers	63	±4	76	17	5	2	±5	1.3	±0.1	■
Navy Enlisted	65	±3	73	17	6	4	±4	1.4	±0.1	■
E1 – E4	66	±5	70	19	7	4	±6	1.5	±0.1	■
Navy Officers	65	±5	75	13	8	4	±8	1.4	±0.2	■
Marine Corps Enlisted	70	±9	82	13	3	1	±7	1.2	±0.1	■
E1 – E4	74	±13	84	13	2	1	±9	1.2	±0.1	■
Marine Corps Officers	73	±7	76	17	5	3	±7	1.3	±0.1	■
Air Force Enlisted	50	±4	82	14	3	1	±4	1.2	±0.1	■
E1 – E4	55	±6	83	14	2	1	±5	1.2	±0.1	■
Air Force Officers	52	±4	77	13	5	4	±5	1.4	±0.1	■
<b>MALES</b>										
Total	32	±2	75	18	4	3	±3	1.4	±0.1	■
Army	34	±3	75	18	4	4	±4	1.4	±0.1	■
Navy	36	±3	73	19	5	4	±4	1.4	±0.1	■
Marine Corps	32	±3	78	17	3	3	±5	1.3	±0.1	■
Air Force	26	±2	77	17	4	1	±4	1.3	±0.1	■
Enlisted	33	±2	75	18	4	3	±3	1.4	±0.1	■
E1 – E4	36	±3	76	17	4	3	±5	1.3	±0.1	■
E5 – E9	30	±2	74	18	4	3	±3	1.4	±0.1	■
Officers	29	±2	75	18	3	4	±3	1.3	±0.1	■
O1 – O3	31	±2	76	17	3	4	±4	1.4	±0.1	■
O4 – O6	26	±2	76	18	2	4	±4	1.3	±0.1	■
Experienced USC	86	±9	47	32	12	10	±13	1.8	±0.3	■
Not Experienced USC	30	±2	76	17	4	3	±3	1.3	±0.1	■
Experienced SH	97	±2	58	28	8	6	±6	1.6	±0.2	■
Not Experienced SH	28	±2	79	15	3	3	±3	1.3	±0.1	■
Deployed Past 12 Months	35	±2	66	23	6	4	±4	1.5	±0.1	■
Not Deployed Past 12 Months	31	±2	81	14	3	2	±3	1.3	±0.1	■
Army Enlisted	35	±3	75	17	5	4	±5	1.4	±0.1	■
E1 – E4	36	±5	74	18	5	3	±9	1.4	±0.2	■
Army Officers	30	±3	75	20	2	4	±5	1.3	±0.1	■
Navy Enlisted	37	±3	72	19	5	4	±5	1.4	±0.1	■
E1 – E4	43	±6	74	18	5	3	±9	1.4	±0.2	■
Navy Officers	30	±3	76	14	4	5	±5	1.4	±0.1	■
Marine Corps Enlisted	33	±3	79	16	3	3	±5	1.3	±0.1	■
E1 – E4	36	±5	81	15	2	3	±6	1.3	±0.1	■
Marine Corps Officers	25	±4	73	21	3	3	±10	1.4	±0.2	■
Air Force Enlisted	25	±3	78	16	4	1	±5	1.3	±0.1	■
E1 – E4	28	±4	79	15	3	2	±8	1.3	±0.2	■
Air Force Officers	26	±3	75	20	3	2	±5	1.3	±0.1	■

**41. What was the gender and number of offender(s)?**

1. One person (male)                      2. One person (female)                      3. More than one person (all males)  
 4. More than one person (all females)    5. More than one person (both males and females)    6. Not sure

	Percent Responding		Percentages						Max ME
			1	2	3	4	5	6	
<b>TOTAL</b>	35	±1	19	7	29	3	17	24	±2
<b>Army</b>	37	±2	19	8	29	5	18	21	±3
<b>Navy</b>	39	±3	18	6	27	2	17	29	±4
<b>Marine Corps</b>	33	±3	15	5	32	3	15	30	±5
<b>Air Force</b>	30	±2	24	8	30	3	18	18	±3
<b>PAYGRADE</b>									
<b>Enlisted</b>	35	±2	18	7	29	3	17	25	±2
<b>E1 – E4</b>	39	±3	17	6	32	3	17	26	±4
E1 – E3	38	±4	18	5	33	2	15	28	±6
E4	40	±3	16	7	31	4	18	24	±4
<b>E5 – E9</b>	32	±2	20	7	27	4	18	25	±3
E5 – E6	35	±2	20	7	28	4	17	25	±3
E7 – E9	25	±2	19	8	23	4	19	26	±4
<b>Officers</b>	33	±2	25	8	30	4	19	15	±3
<b>W1 – W5</b>	29	±5	16	6	23	4	32	19	±12
<b>O1 – O3</b>	36	±2	24	7	33	3	19	15	±3
<b>O4 – O6</b>	28	±2	28	10	26	5	16	14	±4
<b>DEPLOYMENT</b>									
<b>Deployed Past 12 Months</b>	36	±2	17	7	30	4	19	24	±3
<b>Not Deployed Past 12 Months</b>	34	±2	20	7	29	3	17	24	±3
<b>RACE/ETHNICITY</b>									
<b>Non-Hispanic White</b>	35	±2	19	7	29	3	18	23	±3
<b>Total Minority</b>	35	±2	20	6	29	3	17	25	±3
Non-Hispanic Black	33	±3	20	7	26	5	15	27	±5
Hispanic	36	±3	19	6	32	3	19	22	±5
<b>EXPERIENCED BEHAVIORS</b>									
<b>Experienced USC</b>	88	±6	21	11	37	10	17	5	±8
<b>Not Experienced USC</b>	33	±1	19	7	29	3	18	24	±2
<b>Experienced SH</b>	97	±2	20	9	42	5	20	5	±4
<b>Not Experienced SH</b>	28	±1	19	6	24	3	17	31	±3
<b>FEMALES</b>									
<b>Total</b>	60	±2	30	1	48	1	12	9	±2
<b>Army</b>	65	±3	29	1	47	0	14	8	±3
<b>Navy</b>	64	±3	27	1	48	1	12	11	±4
<b>Marine Corps</b>	69	±8	24	0	57	0	8	11	±10
<b>Air Force</b>	50	±3	36	1	46	1	9	8	±4
<b>Enlisted</b>	60	±2	29	1	48	1	12	10	±3
E1 – E4	64	±3	29	1	47	1	12	10	±4
E5 – E9	56	±2	29	1	48	0	12	9	±3
<b>Officers</b>	59	±3	35	1	48	0	10	6	±4
O1 – O3	65	±4	34	1	50	0	10	6	±5
O4 – O6	48	±3	39	2	44	0	9	6	±5

Note. Percent responding are Service members who answered the question and who experienced unprofessional, gender-related behavior (Q35).



41. Continued	Percent Responding		Percentages						Max ME
			1	2	3	4	5	6	
<b>FEMALES (CONTINUED)</b>									
Experienced USC	95	±3	31	0	58	0	10	0	±8
Not Experienced USC	57	±2	30	1	46	1	12	10	±2
Experienced SH	97	±2	28	1	57	0	12	2	±3
Not Experienced SH	42	±2	33	1	37	1	11	17	±3
Deployed Past 12 Months	68	±3	26	1	53	0	13	7	±4
Not Deployed Past 12 Months	57	±2	32	1	46	1	11	10	±3
Army Enlisted	65	±3	29	1	46	0	14	9	±4
E1 – E4	69	±4	30	1	44	1	14	10	±6
Army Officers	62	±4	31	0	52	0	12	5	±5
Navy Enlisted	63	±3	26	1	48	1	12	12	±5
E1 – E4	67	±5	25	1	47	1	13	13	±7
Navy Officers	65	±5	33	1	49	1	9	7	±7
Marine Corps Enlisted	69	±9	24	0	56	0	8	11	±11
E1 – E4	73	±13	25	0	58	0	6	12	±16
Marine Corps Officers	70	±7	24	0	67	0	4	5	±9
Air Force Enlisted	49	±3	34	1	47	1	9	9	±5
E1 – E4	54	±6	34	0	47	1	10	9	±7
Air Force Officers	52	±4	43	2	41	0	10	5	±6
<b>MALES</b>									
Total	31	±2	16	9	23	4	19	29	±3
Army	32	±3	15	11	23	6	19	25	±4
Navy	34	±3	16	7	21	2	19	35	±5
Marine Corps	30	±3	14	6	28	4	17	33	±6
Air Force	25	±2	18	11	22	4	23	23	±4
Enlisted	31	±2	15	9	23	4	19	31	±3
E1 – E4	35	±3	13	8	27	4	18	31	±5
E5 – E9	29	±2	17	9	20	5	19	30	±3
Officers	28	±2	21	11	22	5	22	18	±3
O1 – O3	30	±2	19	10	24	4	24	20	±4
O4 – O6	25	±2	25	13	21	7	18	16	±5
Experienced USC	83	±10	13	19	21	17	22	9	±13
Not Experienced USC	29	±2	16	8	23	4	20	29	±3
Experienced SH	96	±3	12	17	28	8	27	8	±6
Not Experienced SH	26	±2	16	7	22	3	18	34	±3
Deployed Past 12 Months	33	±2	15	9	24	4	20	28	±4
Not Deployed Past 12 Months	29	±2	16	9	22	4	19	29	±3
Army Enlisted	33	±3	15	11	24	6	18	26	±5
E1 – E4	35	±5	11	9	30	6	19	25	±9
Army Officers	30	±3	18	10	20	6	23	22	±5
Navy Enlisted	35	±3	15	7	20	2	18	38	±5
E1 – E4	41	±6	15	6	20	2	18	40	±10
Navy Officers	29	±3	20	9	25	4	22	19	±7
Marine Corps Enlisted	31	±3	13	5	28	4	16	34	±6
E1 – E4	34	±5	11	6	33	2	13	35	±8
Marine Corps Officers	24	±4	23	9	27	4	18	19	±10
Air Force Enlisted	24	±2	16	10	22	4	23	25	±5
E1 – E4	28	±4	15	9	23	4	24	26	±9
Air Force Officers	25	±3	25	13	21	4	23	13	±5

**41. What was the gender of the offender? Constructed from Q41.**

1. Male

2. Female

3. Both males and females were involved

	Percent Responding		Percentages			Max ME
			1	2	3	
<b>TOTAL</b>	27	±1	64	14	23	±2
<b>Army</b>	29	±2	61	16	22	±4
<b>Navy</b>	27	±2	65	11	24	±4
<b>Marine Corps</b>	23	±3	66	12	22	±6
<b>Air Force</b>	24	±2	65	13	22	±4
<b>PAYGRADE</b>						
<b>Enlisted</b>	26	±2	64	13	23	±3
<b>E1 – E4</b>	29	±2	65	12	22	±4
E1 – E3	27	±4	70	9	20	±7
E4	30	±3	62	14	24	±5
<b>E5 – E9</b>	24	±2	62	15	24	±3
E5 – E6	26	±2	63	14	23	±4
E7 – E9	18	±2	57	17	26	±5
<b>Officers</b>	28	±2	64	14	22	±3
<b>W1 – W5</b>	24	±5	48	12	40	±13
<b>O1 – O3</b>	31	±2	66	11	22	±4
<b>O4 – O6</b>	24	±2	63	18	19	±4
<b>DEPLOYMENT</b>						
<b>Deployed Past 12 Months</b>	28	±2	61	14	24	±4
<b>Not Deployed Past 12 Months</b>	26	±2	65	13	22	±3
<b>RACE/ETHNICITY</b>						
<b>Non-Hispanic White</b>	27	±2	63	14	23	±3
<b>Total Minority</b>	26	±2	64	13	23	±4
Non-Hispanic Black	24	±2	63	16	21	±5
Hispanic	28	±3	65	11	24	±6
<b>EXPERIENCED BEHAVIORS</b>						
<b>Experienced USC</b>	83	±7	60	22	18	±8
<b>Not Experienced USC</b>	25	±1	64	13	24	±3
<b>Experienced SH</b>	92	±3	65	14	21	±4
<b>Not Experienced SH</b>	19	±1	63	13	24	±3
<b>FEMALES</b>						
<b>Total</b>	54	±2	86	2	13	±2
<b>Army</b>	59	±3	84	1	15	±3
<b>Navy</b>	57	±3	84	2	13	±3
<b>Marine Corps</b>	61	±8	91	0	9	±4
<b>Air Force</b>	46	±3	88	2	10	±3
<b>Enlisted</b>	54	±2	85	2	13	±2
E1 – E4	57	±3	85	2	13	±3
E5 – E9	50	±2	85	2	13	±3
<b>Officers</b>	56	±3	88	1	11	±3
O1 – O3	62	±4	88	1	10	±3
O4 – O6	46	±3	89	2	9	±4

Note. Percent responding are Service members who answered the question and who experienced unprofessional, gender-related behavior (Q35). Respondents who indicated "Not sure" are set to missing.

41. Continued	Percent Responding		Percentages			Max ME
			1	2	3	
<b>FEMALES (CONTINUED)</b>						
Experienced USC	94	±3	89	1	10	±4
Not Experienced USC	52	±2	85	2	13	±2
Experienced SH	94	±2	87	1	12	±2
Not Experienced SH	35	±2	84	2	14	±3
Deployed Past 12 Months	63	±3	85	1	14	±3
Not Deployed Past 12 Months	51	±2	86	2	12	±2
Army Enlisted	59	±3	83	2	16	±3
E1 – E4	62	±4	82	2	16	±4
Army Officers	59	±4	87	0	12	±4
Navy Enlisted	56	±4	83	2	14	±4
E1 – E4	58	±5	82	3	15	±6
Navy Officers	61	±5	88	2	10	±6
Marine Corps Enlisted	61	±9	91	0	9	±5
E1 – E4	64	±13	94	0	6	±5
Marine Corps Officers	66	±7	95	0	4	±3
Air Force Enlisted	45	±3	89	1	10	±3
E1 – E4	50	±6	88	1	11	±5
Air Force Officers	49	±4	88	2	10	±5
<b>MALES</b>						
Total	22	±1	54	19	27	±3
Army	24	±3	52	22	26	±5
Navy	22	±3	56	15	29	±6
Marine Corps	20	±3	61	14	25	±6
Air Force	19	±2	51	19	30	±5
Enlisted	22	±2	55	18	27	±4
E1 – E4	24	±3	57	17	26	±6
E5 – E9	20	±2	52	20	28	±4
Officers	22	±2	53	19	28	±4
O1 – O3	24	±2	53	17	30	±5
O4 – O6	21	±2	55	23	22	±5
Experienced USC	76	±11	37	39	24	±14
Not Experienced USC	21	±1	55	17	28	±3
Experienced SH	89	±4	44	27	29	±6
Not Experienced SH	17	±1	58	16	26	±4
Deployed Past 12 Months	24	±2	54	18	27	±5
Not Deployed Past 12 Months	21	±2	54	19	27	±4
Army Enlisted	24	±3	53	23	25	±6
E1 – E4	26	±5	54	21	25	±10
Army Officers	23	±3	49	21	30	±6
Navy Enlisted	22	±3	57	14	29	±7
E1 – E4	24	±5	57	13	30	±12
Navy Officers	23	±3	56	17	28	±8
Marine Corps Enlisted	20	±3	61	14	25	±7
E1 – E4	22	±4	67	12	20	±9
Marine Corps Officers	19	±4	61	17	22	±12
Air Force Enlisted	18	±2	51	19	31	±6
E1 – E4	21	±4	51	17	32	±10
Air Force Officers	22	±2	54	20	26	±6

**41. Did the situation involve multiple offenders? Constructed from Q41.**

	Percent Responding		Percentages	Max	Percentage
			Yes	ME	Reporting Yes
<b>TOTAL</b>	27	±1	66	±2	
<b>Army</b>	29	±2	66	±4	
<b>Navy</b>	27	±2	66	±4	
<b>Marine Corps</b>	23	±3	72	±5	
<b>Air Force</b>	24	±2	62	±4	
<b>PAYGRADE</b>					
<b>Enlisted</b>	26	±2	67	±3	
<b>E1 – E4</b>	29	±2	69	±4	
E1 – E3	27	±4	69	±7	
E4	30	±3	70	±5	
<b>E5 – E9</b>	24	±2	64	±3	
E5 – E6	26	±2	65	±4	
E7 – E9	18	±2	62	±5	
<b>Officers</b>	28	±2	61	±3	
<b>W1 – W5</b>	24	±5	73	±10	
<b>O1 – O3</b>	31	±2	64	±4	
<b>O4 – O6</b>	24	±2	55	±4	
<b>DEPLOYMENT</b>					
<b>Deployed Past 12 Months</b>	28	±2	68	±4	
<b>Not Deployed Past 12 Months</b>	26	±2	64	±3	
<b>RACE/ETHNICITY</b>					
<b>Non-Hispanic White</b>	27	±2	66	±3	
<b>Total Minority</b>	26	±2	65	±4	
Non-Hispanic Black	24	±2	63	±5	
Hispanic	28	±3	69	±6	
<b>EXPERIENCED BEHAVIORS</b>					
<b>Experienced USC</b>	83	±7	67	±8	
<b>Not Experienced USC</b>	25	±1	66	±2	
<b>Experienced SH</b>	92	±3	70	±3	
<b>Not Experienced SH</b>	19	±1	63	±3	
<b>FEMALES</b>					
<b>Total</b>	54	±2	66	±2	
<b>Army</b>	59	±3	67	±3	
<b>Navy</b>	57	±3	68	±4	
<b>Marine Corps</b>	61	±8	73	±10	
<b>Air Force</b>	46	±3	60	±4	
<b>Enlisted</b>	54	±2	67	±3	
E1 – E4	57	±3	66	±4	
E5 – E9	50	±2	67	±3	
<b>Officers</b>	56	±3	62	±4	
O1 – O3	62	±4	63	±5	
O4 – O6	46	±3	57	±5	

Note. Percent responding are Service members who answered the question and who experienced unprofessional, gender-related behavior (Q35). Respondents who indicated "Not sure" are set to missing.

41. Continued	Percent Responding		Percentages	Max ME	Percentage Reporting Yes
			Yes		
<b>FEMALES (CONTINUED)</b>					
Experienced USC	94	±3	69	±8	
Not Experienced USC	52	±2	65	±2	
Experienced SH	94	±2	71	±3	
Not Experienced SH	35	±2	59	±3	
Deployed Past 12 Months	63	±3	71	±4	
Not Deployed Past 12 Months	51	±2	64	±3	
Army Enlisted	59	±3	67	±4	
E1 – E4	62	±4	65	±6	
Army Officers	59	±4	67	±5	
Navy Enlisted	56	±4	69	±4	
E1 – E4	58	±5	70	±7	
Navy Officers	61	±5	63	±8	
Marine Corps Enlisted	61	±9	73	±11	
E1 – E4	64	±13	72	±17	
Marine Corps Officers	66	±7	75	±8	
Air Force Enlisted	45	±3	62	±5	
E1 – E4	50	±6	63	±7	
Air Force Officers	49	±4	53	±6	
<b>MALES</b>					
Total	22	±1	66	±3	
Army	24	±3	65	±5	
Navy	22	±3	65	±6	
Marine Corps	20	±3	72	±6	
Air Force	19	±2	63	±5	
Enlisted	22	±2	67	±4	
E1 – E4	24	±3	71	±6	
E5 – E9	20	±2	63	±4	
Officers	22	±2	61	±4	
O1 – O3	24	±2	64	±5	
O4 – O6	21	±2	54	±5	
Experienced USC	76	±11	65	±13	
Not Experienced USC	21	±1	66	±3	
Experienced SH	89	±4	69	±6	
Not Experienced SH	17	±1	65	±3	
Deployed Past 12 Months	24	±2	67	±5	
Not Deployed Past 12 Months	21	±2	65	±4	
Army Enlisted	24	±3	66	±6	
E1 – E4	26	±5	73	±10	
Army Officers	23	±3	63	±6	
Navy Enlisted	22	±3	65	±7	
E1 – E4	24	±5	65	±12	
Navy Officers	23	±3	64	±6	
Marine Corps Enlisted	20	±3	73	±7	
E1 – E4	22	±4	74	±9	
Marine Corps Officers	19	±4	61	±11	
Air Force Enlisted	18	±2	66	±6	
E1 – E4	21	±4	68	±10	
Air Force Officers	22	±2	55	±6	

**42. What was the offender's organizational level and affiliation?**

- a. Someone in your chain-of-command?      b. Other military person(s) of higher rank/grade than you?      c. Your military coworker(s)?
- d. Your military subordinate(s)?      e. Other military person(s)?      f. DoD/Service civilian employee(s)?
- g. DoD/Service civilian contractor(s)?      h. Person(s) in the local community?      i. Unknown person(s)?

	Percent Responding		Percentages									Max ME
			a	b	c	d	e	f	g	h	i	
<b>TOTAL</b>	36	±1	25	37	54	25	36	11	8	10	10	±2
<b>Army</b>	37	±2	25	40	55	27	36	11	8	10	10	±4
<b>Navy</b>	40	±3	28	35	51	26	36	10	8	9	11	±4
<b>Marine Corps</b>	34	±3	24	31	50	25	33	10	5	8	10	±5
<b>Air Force</b>	30	±2	23	39	58	21	38	15	9	10	11	±3
<b>PAYGRADE</b>												
<b>Enlisted</b>	36	±2	26	39	54	25	37	10	7	10	11	±3
<b>E1 – E4</b>	40	±3	29	44	59	25	38	9	6	9	11	±4
E1 – E3	38	±4	29	45	60	20	37	8	7	9	12	±6
E4	41	±3	28	43	58	29	39	9	6	9	11	±5
<b>E5 – E9</b>	33	±2	24	35	50	26	36	11	8	10	11	±3
E5 – E6	36	±2	26	37	53	26	37	10	7	10	11	±3
E7 – E9	26	±2	18	25	39	24	31	15	9	11	10	±4
<b>Officers</b>	33	±2	19	25	53	25	31	19	12	8	7	±3
<b>W1 – W5</b>	30	±5	18	34	48	31	37	24	21	12	11	±15
<b>O1 – O3</b>	37	±2	20	28	57	26	32	14	9	7	7	±3
<b>O4 – O6</b>	29	±2	18	20	47	23	28	25	15	9	6	±4
<b>DEPLOYMENT</b>												
<b>Deployed Past 12 Months</b>	37	±2	27	40	55	31	37	9	7	8	10	±4
<b>Not Deployed Past 12 Months</b>	35	±2	24	35	53	22	36	13	8	10	11	±3
<b>RACE/ETHNICITY</b>												
<b>Non-Hispanic White</b>	35	±2	26	36	56	25	34	11	7	8	8	±3
<b>Total Minority</b>	36	±2	23	39	51	26	39	12	9	13	13	±3
Non-Hispanic Black	35	±3	24	40	46	25	37	14	11	15	13	±5
Hispanic	37	±3	24	40	56	27	41	10	7	10	11	±5
<b>EXPERIENCED BEHAVIORS</b>												
<b>Experienced USC</b>	89	±6	44	55	70	40	55	17	18	20	21	±8
<b>Not Experienced USC</b>	34	±1	24	36	53	25	35	11	7	9	10	±2
<b>Experienced SH</b>	97	±2	40	59	69	36	53	16	13	15	16	±4
<b>Not Experienced SH</b>	29	±1	20	29	48	21	30	10	6	7	8	±3
<b>FEMALES</b>												
<b>Total</b>	60	±2	29	51	61	24	44	13	9	11	13	±2
<b>Army</b>	66	±3	31	56	59	27	46	14	10	11	15	±3
<b>Navy</b>	65	±3	34	49	63	27	45	12	7	11	12	±4
<b>Marine Corps</b>	70	±8	32	46	63	29	42	8	5	10	16	±11
<b>Air Force</b>	50	±3	23	49	61	16	41	14	10	11	11	±4
<b>Enlisted</b>	61	±2	30	54	62	23	47	12	8	12	15	±3
<b>E1 – E4</b>	65	±3	31	58	67	24	49	10	8	13	17	±4
<b>E5 – E9</b>	57	±2	29	50	57	23	44	14	9	11	12	±3
<b>Officers</b>	60	±3	28	39	55	27	35	17	11	7	6	±4
<b>O1 – O3</b>	66	±4	26	39	60	29	35	15	10	7	6	±5
<b>O4 – O6</b>	49	±3	33	38	45	20	31	21	12	8	5	±5

Note. Percent responding are Service members who answered the question and who experienced unprofessional, gender-related behavior (Q35).

42. Continued	Percent Responding		Percentages									Max ME
			a	b	c	d	e	f	g	h	i	
<b>FEMALES (CONTINUED)</b>												
Experienced USC	94	±3	43	66	67	30	57	16	15	21	25	±8
Not Experienced USC	59	±2	28	49	60	23	43	12	8	10	11	±2
Experienced SH	97	±2	38	64	69	30	54	15	12	14	17	±3
Not Experienced SH	43	±2	21	38	52	17	34	11	6	7	9	±3
Deployed Past 12 Months	69	±3	31	56	65	31	51	12	12	11	16	±4
Not Deployed Past 12 Months	58	±2	29	50	59	22	42	13	8	11	12	±3
Army Enlisted	67	±3	32	60	60	25	49	13	10	11	17	±4
E1 – E4	70	±4	33	63	63	24	50	11	10	10	17	±5
Army Officers	63	±4	25	39	54	34	37	17	13	9	7	±5
Navy Enlisted	65	±3	34	51	64	27	47	11	7	12	13	±5
E1 – E4	67	±5	34	55	66	27	51	11	8	16	19	±7
Navy Officers	66	±5	35	39	61	28	36	13	7	6	6	±8
Marine Corps Enlisted	70	±9	33	47	63	29	42	7	5	10	17	±12
E1 – E4	73	±13	37	51	67	29	45	5	2	11	21	±18
Marine Corps Officers	72	±7	26	40	58	27	39	14	8	4	7	±11
Air Force Enlisted	49	±3	22	51	63	17	44	12	9	13	13	±5
E1 – E4	54	±6	22	56	73	17	46	9	7	15	14	±7
Air Force Officers	52	±4	26	38	53	16	30	19	12	7	4	±6
<b>MALES</b>												
Total	31	±2	24	32	52	26	33	11	7	9	9	±3
Army	33	±3	23	34	54	28	32	10	7	10	8	±5
Navy	35	±3	26	30	47	26	33	9	8	9	10	±5
Marine Corps	31	±3	23	29	49	25	31	10	6	8	9	±6
Air Force	25	±2	22	34	57	24	37	16	9	10	10	±4
Enlisted	32	±2	25	34	52	26	34	9	6	9	10	±3
E1 – E4	35	±3	28	39	56	25	35	8	5	8	9	±5
E5 – E9	29	±2	23	30	48	27	33	10	7	10	10	±4
Officers	28	±2	16	20	52	25	29	20	12	8	7	±3
O1 – O3	30	±2	17	22	56	25	30	14	8	6	7	±5
O4 – O6	26	±2	14	15	47	24	28	26	15	10	6	±5
Experienced USC	86	±9	45	47	73	47	53	18	20	19	19	±12
Not Experienced USC	30	±2	23	32	51	25	33	11	7	9	9	±3
Experienced SH	97	±2	42	54	70	42	53	16	13	16	15	±6
Not Experienced SH	27	±2	20	27	48	22	29	10	6	8	8	±3
Deployed Past 12 Months	34	±2	26	37	53	31	34	8	6	8	8	±4
Not Deployed Past 12 Months	30	±2	23	29	51	23	33	12	8	10	10	±3
Army Enlisted	33	±3	25	37	55	28	33	8	6	10	9	±6
E1 – E4	35	±5	28	41	63	32	34	8	5	9	9	±9
Army Officers	30	±3	13	21	48	26	30	19	14	9	7	±6
Navy Enlisted	36	±3	27	31	47	26	34	8	7	9	10	±5
E1 – E4	43	±6	30	37	46	22	35	7	7	9	11	±9
Navy Officers	29	±3	21	20	50	27	30	17	9	8	7	±7
Marine Corps Enlisted	32	±3	23	30	49	24	32	9	5	8	9	±6
E1 – E4	35	±5	25	32	52	23	32	7	4	7	9	±8
Marine Corps Officers	24	±4	20	17	49	26	20	22	11	3	6	±11
Air Force Enlisted	25	±3	25	39	56	24	38	14	8	10	11	±5
E1 – E4	28	±4	28	49	61	18	40	12	7	7	6	±9
Air Force Officers	26	±3	14	19	60	22	32	22	12	8	7	±5

**42. What was the organizational affiliation of the person(s) involved? Constructed from Q42.**

1. Military only

2. Both military and civilian

3. Civilian only

	Percent Responding		Percentages			Max ME
			1	2	3	
<b>TOTAL</b>	27	±1	75	21	4	±2
<b>Army</b>	29	±2	75	21	4	±4
<b>Navy</b>	28	±2	77	20	3	±4
<b>Marine Corps</b>	23	±3	76	20	4	±5
<b>Air Force</b>	25	±2	71	24	5	±3
<b>PAYGRADE</b>						
<b>Enlisted</b>	27	±2	76	21	3	±2
<b>E1 – E4</b>	29	±2	78	20	2	±4
E1 – E3	28	±4	80	19	2	±6
E4	30	±3	78	21	2	±5
<b>E5 – E9</b>	25	±2	74	22	4	±3
E5 – E6	26	±2	75	21	4	±3
E7 – E9	19	±2	69	24	7	±4
<b>Officers</b>	28	±2	68	23	9	±3
<b>W1 – W5</b>	23	±4	59	36	5	±14
<b>O1 – O3</b>	31	±2	75	19	6	±3
<b>O4 – O6</b>	25	±2	58	27	15	±4
<b>DEPLOYMENT</b>						
<b>Deployed Past 12 Months</b>	28	±2	79	19	2	±3
<b>Not Deployed Past 12 Months</b>	26	±2	72	23	5	±3
<b>RACE/ETHNICITY</b>						
<b>Non-Hispanic White</b>	27	±2	77	19	4	±3
<b>Total Minority</b>	27	±2	71	26	4	±3
Non-Hispanic Black	25	±3	65	30	4	±5
Hispanic	29	±3	77	20	3	±5
<b>EXPERIENCED BEHAVIORS</b>						
<b>Experienced USC</b>	85	±6	65	31	4	±8
<b>Not Experienced USC</b>	25	±1	76	20	4	±2
<b>Experienced SH</b>	92	±2	71	27	2	±3
<b>Not Experienced SH</b>	20	±1	76	19	5	±3
<b>FEMALES</b>						
<b>Total</b>	54	±2	74	22	4	±2
<b>Army</b>	60	±3	73	24	3	±3
<b>Navy</b>	57	±3	75	22	4	±4
<b>Marine Corps</b>	60	±8	79	19	2	±9
<b>Air Force</b>	46	±3	72	22	6	±4
<b>Enlisted</b>	54	±2	74	23	3	±2
E1 – E4	58	±3	75	23	2	±4
E5 – E9	51	±2	73	23	4	±3
<b>Officers</b>	56	±3	72	20	7	±3
O1 – O3	62	±4	75	19	6	±4
O4 – O6	46	±3	67	23	10	±5

Note. Percent responding are Service members who answered the question and who experienced unprofessional, gender-related behavior (Q35). Respondents who indicated "Unknown person(s)" are set to missing.



42. Continued	Percent Responding		Percentages			Max ME
			1	2	3	
<b>FEMALES (CONTINUED)</b>						
Experienced USC	91	±5	66	32	2	±7
Not Experienced USC	53	±2	75	21	4	±2
Experienced SH	94	±2	71	26	2	±3
Not Experienced SH	35	±2	77	17	6	±3
Deployed Past 12 Months	64	±3	74	23	3	±4
Not Deployed Past 12 Months	51	±2	73	22	4	±3
Army Enlisted	60	±3	74	24	2	±3
E1 – E4	63	±4	76	22	2	±5
Army Officers	59	±4	71	24	5	±5
Navy Enlisted	57	±4	74	22	3	±4
E1 – E4	58	±5	73	25	2	±6
Navy Officers	61	±6	77	17	6	±6
Marine Corps Enlisted	59	±9	79	19	2	±10
E1 – E4	61	±14	81	19	0	±15
Marine Corps Officers	68	±7	78	20	2	±7
Air Force Enlisted	45	±3	72	23	5	±5
E1 – E4	51	±6	73	23	4	±7
Air Force Officers	50	±4	69	19	12	±6
<b>MALES</b>						
Total	22	±1	75	21	4	±3
Army	24	±2	75	20	5	±5
Navy	23	±3	77	19	3	±5
Marine Corps	21	±3	76	20	4	±6
Air Force	19	±2	71	25	4	±5
Enlisted	22	±2	77	20	3	±3
E1 – E4	24	±3	80	19	1	±5
E5 – E9	20	±2	74	22	4	±4
Officers	23	±2	66	24	10	±4
O1 – O3	24	±2	75	20	5	±4
O4 – O6	22	±2	55	29	17	±6
Experienced USC	81	±9	65	29	6	±13
Not Experienced USC	21	±1	76	20	4	±3
Experienced SH	90	±4	71	27	2	±6
Not Experienced SH	18	±1	76	19	5	±3
Deployed Past 12 Months	24	±2	81	17	2	±4
Not Deployed Past 12 Months	21	±2	71	23	5	±4
Army Enlisted	24	±3	78	19	3	±6
E1 – E4	25	±5	78	20	2	±10
Army Officers	23	±2	63	24	13	±6
Navy Enlisted	23	±3	78	19	2	±6
E1 – E4	26	±6	82	17	1	±11
Navy Officers	23	±3	72	19	9	±6
Marine Corps Enlisted	21	±3	77	19	4	±6
E1 – E4	23	±4	81	15	3	±8
Marine Corps Officers	19	±4	63	32	5	±12
Air Force Enlisted	19	±2	73	25	3	±6
E1 – E4	21	±4	79	20	0	±9
Air Force Officers	23	±2	65	27	9	±5

**43. During the course of the situation you have in mind, how often did the event(s) occur?**

1. Once

2. Occasionally

3. Frequently

	Percent Responding		Percentages			Max ME
			1	2	3	
<b>TOTAL</b>	32	±1	42	47	10	±2
<b>Army</b>	34	±2	41	48	11	±4
<b>Navy</b>	36	±2	44	46	10	±4
<b>Marine Corps</b>	29	±3	43	47	10	±5
<b>Air Force</b>	28	±2	42	48	10	±3
<b>PAYGRADE</b>						
<b>Enlisted</b>	32	±2	42	47	11	±3
<b>E1 – E4</b>	36	±3	39	48	13	±4
E1 – E3	34	±4	36	50	15	±7
E4	37	±3	41	47	11	±5
<b>E5 – E9</b>	30	±2	44	46	10	±3
E5 – E6	32	±2	43	47	10	±4
E7 – E9	22	±2	51	42	7	±4
<b>Officers</b>	32	±2	45	49	6	±3
<b>W1 – W5</b>	28	±5	39	56	5	±10
<b>O1 – O3</b>	35	±2	44	49	7	±4
<b>O4 – O6</b>	28	±2	47	48	5	±4
<b>DEPLOYMENT</b>						
<b>Deployed Past 12 Months</b>	33	±2	40	48	11	±4
<b>Not Deployed Past 12 Months</b>	32	±2	43	47	10	±3
<b>RACE/ETHNICITY</b>						
<b>Non-Hispanic White</b>	32	±2	42	47	11	±3
<b>Total Minority</b>	32	±2	43	48	10	±3
Non-Hispanic Black	31	±3	42	49	10	±5
Hispanic	33	±3	41	50	9	±6
<b>EXPERIENCED BEHAVIORS</b>						
<b>Experienced USC</b>	89	±6	18	63	19	±8
<b>Not Experienced USC</b>	31	±1	44	46	10	±2
<b>Experienced SH</b>	96	±2	22	61	17	±4
<b>Not Experienced SH</b>	25	±1	51	42	7	±3
<b>FEMALES</b>						
<b>Total</b>	58	±2	32	54	14	±2
<b>Army</b>	64	±3	29	57	14	±3
<b>Navy</b>	62	±3	32	54	14	±4
<b>Marine Corps</b>	67	±8	30	50	21	±12
<b>Air Force</b>	48	±3	35	53	12	±4
<b>Enlisted</b>	58	±2	31	54	15	±3
E1 – E4	63	±3	30	53	16	±4
E5 – E9	54	±2	32	55	13	±3
<b>Officers</b>	59	±3	35	56	9	±4
O1 – O3	64	±4	35	56	9	±5
O4 – O6	48	±3	36	54	10	±5

Note. Percent responding are Service members who answered the question and who experienced unprofessional, gender-related behavior (Q35).

43. Continued	Percent Responding		Percentages			Max ME
			1	2	3	
<b>FEMALES (CONTINUED)</b>						
Experienced USC	95	±3	18	57	24	±7
Not Experienced USC	56	±2	33	54	12	±2
Experienced SH	96	±2	18	62	20	±3
Not Experienced SH	40	±2	48	46	6	±3
Deployed Past 12 Months	67	±3	28	57	15	±4
Not Deployed Past 12 Months	55	±2	33	54	13	±3
Army Enlisted	64	±3	28	57	15	±4
E1 – E4	67	±4	29	55	16	±5
Army Officers	61	±4	36	54	10	±5
Navy Enlisted	61	±4	31	54	15	±5
E1 – E4	65	±5	29	55	16	±7
Navy Officers	64	±5	34	57	9	±7
Marine Corps Enlisted	66	±9	29	49	22	±13
E1 – E4	72	±13	27	48	26	±18
Marine Corps Officers	70	±7	34	58	8	±13
Air Force Enlisted	47	±3	35	52	13	±5
E1 – E4	53	±6	34	51	14	±7
Air Force Officers	51	±4	34	57	9	±6
<b>MALES</b>						
Total	28	±2	46	45	9	±3
Army	29	±3	45	45	10	±5
Navy	31	±3	48	43	9	±5
Marine Corps	27	±3	45	47	8	±6
Air Force	22	±2	46	46	9	±5
Enlisted	28	±2	45	45	10	±3
E1 – E4	31	±3	42	46	11	±5
E5 – E9	26	±2	48	43	9	±4
Officers	26	±2	49	46	4	±3
O1 – O3	28	±2	50	45	5	±5
O4 – O6	25	±2	50	47	3	±4
Experienced USC	86	±9	17	67	16	±13
Not Experienced USC	27	±2	48	44	9	±3
Experienced SH	96	±2	25	60	15	±6
Not Experienced SH	23	±2	52	41	8	±3
Deployed Past 12 Months	29	±2	43	46	11	±4
Not Deployed Past 12 Months	27	±2	48	44	8	±4
Army Enlisted	30	±3	44	45	11	±6
E1 – E4	31	±5	42	47	11	±9
Army Officers	28	±3	51	45	4	±5
Navy Enlisted	32	±3	48	42	10	±6
E1 – E4	37	±6	41	46	13	±10
Navy Officers	28	±3	48	47	5	±6
Marine Corps Enlisted	27	±3	44	47	9	±6
E1 – E4	30	±5	46	44	10	±9
Marine Corps Officers	23	±4	56	43	1	±11
Air Force Enlisted	22	±2	45	45	10	±6
E1 – E4	24	±4	39	48	12	±9
Air Force Officers	25	±3	46	49	5	±5

**44. How long did the situation last, or if continuing, how long has it been going on?**

1. Less than 1 week

2. 1 week to less than 1 month

3. 1 month to less than 3 months

4. 3 months to less than 6 months

5. 6 months or more

	Percent Responding		Percentages					Max ME
			1	2	3	4	5	
<b>TOTAL</b>	32	±1	52	9	9	8	23	±2
<b>Army</b>	34	±2	49	9	8	9	25	±4
<b>Navy</b>	35	±2	56	8	9	7	21	±4
<b>Marine Corps</b>	29	±3	56	9	10	6	19	±5
<b>Air Force</b>	27	±2	52	10	9	6	23	±3
<b>PAYGRADE</b>								
<b>Enlisted</b>	32	±2	51	9	9	8	24	±3
<b>E1 – E4</b>	35	±3	46	10	10	9	25	±4
E1 – E3	34	±4	43	10	12	10	24	±7
E4	37	±3	48	10	9	7	26	±5
<b>E5 – E9</b>	29	±2	55	8	8	7	22	±3
E5 – E6	32	±2	54	8	8	7	23	±3
E7 – E9	22	±2	62	8	7	5	17	±4
<b>Officers</b>	31	±2	60	7	8	7	17	±3
<b>W1 – W5</b>	28	±5	59	6	8	9	18	±12
<b>O1 – O3</b>	35	±2	58	9	8	8	17	±4
<b>O4 – O6</b>	27	±2	64	6	6	7	17	±3
<b>DEPLOYMENT</b>								
<b>Deployed Past 12 Months</b>	33	±2	50	8	10	7	24	±4
<b>Not Deployed Past 12 Months</b>	31	±2	53	9	8	8	22	±3
<b>RACE/ETHNICITY</b>								
<b>Non-Hispanic White</b>	32	±2	54	8	9	7	22	±3
<b>Total Minority</b>	32	±2	50	10	8	9	23	±3
Non-Hispanic Black	30	±3	48	9	11	8	24	±5
Hispanic	33	±3	49	12	7	11	22	±6
<b>EXPERIENCED BEHAVIORS</b>								
<b>Experienced USC</b>	88	±6	22	12	13	17	36	±8
<b>Not Experienced USC</b>	30	±1	55	8	8	7	21	±2
<b>Experienced SH</b>	95	±2	30	12	15	12	31	±4
<b>Not Experienced SH</b>	25	±1	62	7	6	6	19	±3
<b>FEMALES</b>								
<b>Total</b>	57	±2	40	12	12	13	22	±2
<b>Army</b>	63	±3	38	12	13	15	22	±3
<b>Navy</b>	60	±3	41	11	11	13	24	±4
<b>Marine Corps</b>	67	±8	42	12	12	15	18	±10
<b>Air Force</b>	48	±3	43	14	12	9	22	±4
<b>Enlisted</b>	57	±2	39	13	12	13	23	±3
E1 – E4	62	±3	38	14	13	14	21	±4
E5 – E9	53	±2	41	11	12	11	24	±3
<b>Officers</b>	58	±3	45	10	12	12	21	±4
O1 – O3	63	±4	46	11	12	12	19	±5
O4 – O6	47	±3	46	8	9	11	26	±5

Note. Percent responding are Service members who answered the question and who experienced unprofessional, gender-related behavior (Q35).

44. Continued	Percent Responding		Percentages					Max ME
			1	2	3	4	5	
<b>FEMALES (CONTINUED)</b>								
Experienced USC	92	±6	24	11	16	22	27	±8
Not Experienced USC	56	±2	43	12	11	12	22	±2
Experienced SH	95	±2	27	14	15	16	28	±3
Not Experienced SH	39	±2	57	10	9	8	15	±3
Deployed Past 12 Months	66	±3	38	13	13	14	21	±4
Not Deployed Past 12 Months	54	±2	41	12	12	12	23	±3
Army Enlisted	64	±3	36	13	13	15	23	±4
E1 – E4	67	±4	34	14	14	17	22	±6
Army Officers	61	±4	45	10	11	12	22	±5
Navy Enlisted	60	±4	40	12	11	12	25	±4
E1 – E4	63	±5	39	12	11	13	24	±7
Navy Officers	63	±5	45	7	13	14	21	±8
Marine Corps Enlisted	66	±9	41	12	13	16	18	±12
E1 – E4	71	±13	41	10	15	17	17	±19
Marine Corps Officers	69	±7	52	7	9	10	22	±11
Air Force Enlisted	47	±3	43	14	12	9	22	±5
E1 – E4	52	±6	43	18	11	10	19	±7
Air Force Officers	51	±4	46	13	12	9	21	±6
<b>MALES</b>								
Total	28	±2	56	8	7	6	23	±3
Army	29	±3	53	8	6	7	26	±5
Navy	31	±3	60	7	8	5	20	±5
Marine Corps	27	±3	59	8	10	5	19	±6
Air Force	22	±2	57	8	7	5	23	±5
Enlisted	28	±2	55	8	8	6	24	±3
E1 – E4	31	±3	49	9	9	7	27	±5
E5 – E9	26	±2	60	7	7	5	21	±4
Officers	26	±2	66	6	6	6	16	±3
O1 – O3	28	±2	64	7	6	5	17	±4
O4 – O6	24	±2	69	5	5	6	15	±4
Experienced USC	86	±9	20	13	12	14	42	±13
Not Experienced USC	26	±2	59	7	7	6	21	±3
Experienced SH	95	±3	33	11	14	9	33	±6
Not Experienced SH	23	±2	63	7	6	5	20	±3
Deployed Past 12 Months	29	±2	53	7	9	6	25	±4
Not Deployed Past 12 Months	27	±2	58	8	6	6	21	±4
Army Enlisted	29	±3	50	8	6	8	28	±6
E1 – E4	31	±5	44	9	7	8	31	±9
Army Officers	28	±3	64	7	7	6	16	±5
Navy Enlisted	31	±3	59	7	8	5	21	±6
E1 – E4	36	±6	52	7	9	7	25	±10
Navy Officers	27	±3	71	5	6	5	13	±5
Marine Corps Enlisted	27	±3	57	9	10	5	19	±6
E1 – E4	30	±5	55	10	11	5	19	±9
Marine Corps Officers	22	±4	70	4	5	5	16	±11
Air Force Enlisted	22	±2	55	8	8	5	25	±6
E1 – E4	24	±4	46	9	12	4	29	±9
Air Force Officers	24	±3	63	7	5	6	19	±5

**45. As a result of the situation, did you...**

- a. Ignore the behavior?
- b. Avoid the person(s) who bothered you?
- c. Tell the offender(s) to stop?
- d. Ask someone else to speak to the offender(s) for you?
- e. Blame yourself for what happened?
- f. Act as though it did not bother you?

	Percent Responding		Percentages						Max ME
	a	b	c	d	e	f			
<b>TOTAL</b>	33	±1	66	45	50	18	9	51	±2
<b>Army</b>	35	±2	68	46	49	18	8	50	±4
<b>Navy</b>	37	±3	61	48	52	20	11	51	±4
<b>Marine Corps</b>	31	±3	64	41	47	16	7	48	±5
<b>Air Force</b>	29	±2	69	43	48	16	7	53	±3
<b>PAYGRADE</b>									
<b>Enlisted</b>	34	±2	66	47	51	20	9	51	±3
<b>E1 – E4</b>	37	±3	70	51	51	22	11	53	±4
E1 – E3	36	±4	70	54	55	23	10	53	±6
E4	38	±3	69	49	47	21	11	53	±5
<b>E5 – E9</b>	31	±2	62	43	51	18	8	48	±3
E5 – E6	33	±2	64	44	50	18	8	50	±3
E7 – E9	24	±2	54	35	53	16	8	42	±4
<b>Officers</b>	32	±2	67	39	43	10	6	51	±3
W1 – W5	29	±5	66	34	41	10	4	45	±10
O1 – O3	36	±2	69	42	42	10	7	52	±4
O4 – O6	28	±2	63	35	46	9	4	50	±4
<b>DEPLOYMENT</b>									
<b>Deployed Past 12 Months</b>	35	±2	65	47	51	17	9	50	±4
<b>Not Deployed Past 12 Months</b>	33	±2	66	45	49	18	8	51	±3
<b>RACE/ETHNICITY</b>									
<b>Non-Hispanic White</b>	33	±2	67	43	47	17	8	51	±3
<b>Total Minority</b>	34	±2	65	50	53	20	10	50	±3
Non-Hispanic Black	32	±3	61	47	52	18	11	49	±5
Hispanic	35	±3	68	53	52	20	9	49	±6
<b>EXPERIENCED BEHAVIORS</b>									
<b>Experienced USC</b>	89	±6	70	79	75	40	32	66	±8
<b>Not Experienced USC</b>	32	±1	65	43	48	16	7	49	±2
<b>Experienced SH</b>	96	±2	73	68	69	31	16	62	±4
<b>Not Experienced SH</b>	27	±1	63	37	42	13	6	46	±3
<b>FEMALES</b>									
<b>Total</b>	59	±2	71	61	63	26	12	58	±2
<b>Army</b>	64	±3	69	62	67	26	13	57	±3
<b>Navy</b>	63	±3	71	63	64	28	11	58	±4
<b>Marine Corps</b>	68	±8	74	63	64	33	14	66	±11
<b>Air Force</b>	49	±3	71	57	56	21	10	58	±4
<b>Enlisted</b>	59	±2	71	62	66	28	12	58	±3
E1 – E4	63	±3	75	69	68	32	15	61	±4
E5 – E9	55	±2	67	56	64	24	9	55	±3
<b>Officers</b>	59	±3	71	54	50	16	9	59	±4
O1 – O3	64	±4	73	58	52	17	11	60	±5
O4 – O6	48	±3	65	42	44	15	6	56	±5

Note. Percent responding are Service members who answered the question and who experienced unprofessional, gender-related behavior (Q35).

45. Continued	Percent Responding		Percentages						Max ME
			a	b	c	d	e	f	
<b>FEMALES (CONTINUED)</b>									
Experienced USC	95	±3	69	83	81	36	34	65	±8
Not Experienced USC	57	±2	71	58	61	24	9	57	±2
Experienced SH	96	±2	73	74	74	33	17	63	±3
Not Experienced SH	41	±2	68	45	51	18	6	52	±3
Deployed Past 12 Months	67	±3	72	64	70	26	13	58	±4
Not Deployed Past 12 Months	56	±2	70	60	61	26	11	58	±3
Army Enlisted	65	±3	70	64	70	28	13	56	±4
E1 – E4	68	±4	72	70	72	32	17	57	±6
Army Officers	61	±4	68	55	57	18	11	60	±5
Navy Enlisted	62	±4	71	65	68	30	12	58	±5
E1 – E4	65	±5	80	73	69	33	15	64	±7
Navy Officers	65	±5	71	56	49	17	8	57	±8
Marine Corps Enlisted	68	±9	75	64	65	35	15	66	±12
E1 – E4	73	±13	79	68	67	42	17	73	±16
Marine Corps Officers	70	±7	72	53	48	15	9	63	±11
Air Force Enlisted	48	±3	71	58	59	23	10	58	±5
E1 – E4	53	±6	72	63	61	26	12	60	±7
Air Force Officers	51	±4	73	50	43	14	8	58	±6
<b>MALES</b>									
Total	29	±2	64	40	45	15	8	48	±3
Army	30	±3	67	41	43	15	7	48	±5
Navy	33	±3	58	43	48	18	11	49	±5
Marine Corps	28	±3	62	37	44	14	6	45	±6
Air Force	24	±2	68	36	44	13	6	50	±5
Enlisted	30	±2	64	42	46	17	8	48	±3
E1 – E4	33	±3	68	45	44	18	9	50	±5
E5 – E9	27	±2	60	38	47	15	8	46	±4
Officers	27	±2	65	32	41	7	4	48	±3
O1 – O3	29	±2	67	33	37	6	5	48	±5
O4 – O6	25	±2	63	32	47	7	3	48	±5
Experienced USC	86	±9	71	76	71	43	30	67	±13
Not Experienced USC	28	±2	64	38	43	14	6	47	±3
Experienced SH	95	±3	73	62	63	30	15	61	±6
Not Experienced SH	25	±2	62	35	40	11	6	45	±3
Deployed Past 12 Months	31	±2	63	43	46	15	8	49	±4
Not Deployed Past 12 Months	28	±2	65	38	44	15	7	48	±3
Army Enlisted	31	±3	68	42	43	16	7	48	±6
E1 – E4	33	±5	72	43	40	16	8	49	±9
Army Officers	29	±3	64	36	42	7	4	48	±5
Navy Enlisted	34	±3	58	46	49	20	12	49	±6
E1 – E4	39	±6	64	55	51	26	15	56	±10
Navy Officers	28	±3	60	29	41	6	3	43	±7
Marine Corps Enlisted	29	±3	61	38	45	14	6	45	±6
E1 – E4	32	±5	63	41	43	14	5	48	±8
Marine Corps Officers	23	±4	70	24	33	6	6	39	±10
Air Force Enlisted	23	±2	68	37	46	15	6	49	±5
E1 – E4	26	±4	72	39	46	17	6	48	±9
Air Force Officers	25	±3	70	33	40	6	4	54	±5

**45. As a result of the situation, did you...**g. Call a hotline for advice/information  
(not to file a complaint)?

h. Request a transfer?

i. Think about getting out of your Service?

j. Accomplish less than you normally  
would at work?

k. Other?

	Percent Responding		Percentages					Max ME
			g	h	i	j	k	
<b>TOTAL</b>	33	±1	3	7	18	17	7	±2
<b>Army</b>	35	±2	3	8	18	18	6	±3
<b>Navy</b>	37	±3	4	8	20	18	8	±4
<b>Marine Corps</b>	31	±3	3	6	19	17	6	±5
<b>Air Force</b>	29	±2	3	6	16	14	6	±3
<b>PAYGRADE</b>								
<b>Enlisted</b>	34	±2	4	8	20	18	7	±2
<b>E1 – E4</b>	37	±3	4	8	24	21	8	±4
E1 – E3	36	±4	5	10	25	23	7	±6
E4	38	±3	4	8	23	20	9	±4
<b>E5 – E9</b>	31	±2	3	7	15	15	7	±2
E5 – E6	33	±2	3	8	17	16	6	±3
E7 – E9	24	±2	3	5	8	11	7	±3
<b>Officers</b>	32	±2	2	3	10	10	4	±2
<b>W1 – W5</b>	29	±5	1	3	8	8	2	±4
<b>O1 – O3</b>	36	±2	2	3	13	12	4	±3
<b>O4 – O6</b>	28	±2	1	3	7	8	5	±2
<b>DEPLOYMENT</b>								
<b>Deployed Past 12 Months</b>	35	±2	3	7	19	17	6	±3
<b>Not Deployed Past 12 Months</b>	33	±2	4	7	17	17	7	±2
<b>RACE/ETHNICITY</b>								
<b>Non-Hispanic White</b>	33	±2	3	7	17	17	6	±3
<b>Total Minority</b>	34	±2	4	8	19	16	8	±3
Non-Hispanic Black	32	±3	5	8	18	15	9	±4
Hispanic	34	±3	2	7	20	15	6	±5
<b>EXPERIENCED BEHAVIORS</b>								
<b>Experienced USC</b>	89	±6	13	23	41	44	20	±8
<b>Not Experienced USC</b>	32	±1	3	6	16	15	6	±2
<b>Experienced SH</b>	95	±2	5	13	30	29	11	±4
<b>Not Experienced SH</b>	26	±1	3	5	13	12	5	±2
<b>FEMALES</b>								
<b>Total</b>	59	±2	2	9	22	19	9	±2
<b>Army</b>	64	±3	3	12	24	21	11	±3
<b>Navy</b>	62	±3	3	9	24	20	9	±4
<b>Marine Corps</b>	68	±8	2	11	28	27	10	±12
<b>Air Force</b>	49	±3	1	6	18	14	6	±3
<b>Enlisted</b>	59	±2	3	10	24	20	9	±2
<b>E1 – E4</b>	63	±3	3	11	28	23	10	±4
<b>E5 – E9</b>	55	±2	2	10	19	17	9	±3
<b>Officers</b>	59	±3	1	5	17	16	6	±3
<b>O1 – O3</b>	64	±4	1	5	18	16	6	±4
<b>O4 – O6</b>	48	±3	1	6	14	16	9	±4

Note. Percent responding are Service members who answered the question and who experienced unprofessional, gender-related behavior (Q35).



45. Continued	Percent Responding		Percentages					Max ME
			g	h	i	j	k	
<b>FEMALES (CONTINUED)</b>								
Experienced USC	95	±3	7	20	45	40	17	±8
Not Experienced USC	57	±2	2	8	19	16	7	±2
Experienced SH	96	±2	3	12	30	27	12	±3
Not Experienced SH	41	±2	2	6	13	10	5	±3
Deployed Past 12 Months	67	±3	2	10	24	19	10	±4
Not Deployed Past 12 Months	56	±2	3	9	22	19	8	±3
Army Enlisted	64	±3	4	13	25	22	11	±3
E1 – E4	68	±4	4	14	30	24	12	±6
Army Officers	61	±4	2	6	19	17	7	±5
Navy Enlisted	62	±4	3	9	25	19	9	±5
E1 – E4	65	±5	3	11	29	20	11	±8
Navy Officers	64	±5	2	6	18	22	7	±8
Marine Corps Enlisted	68	±9	2	12	29	29	10	±13
E1 – E4	72	±13	3	14	35	39	12	±18
Marine Corps Officers	71	±7	1	5	22	16	7	±7
Air Force Enlisted	48	±3	1	7	19	15	6	±4
E1 – E4	53	±6	1	5	21	17	4	±6
Air Force Officers	51	±4	1	3	14	10	6	±5
<b>MALES</b>								
Total	29	±2	4	6	16	16	6	±2
Army	30	±3	3	7	16	16	5	±4
Navy	33	±3	5	7	18	17	8	±5
Marine Corps	28	±3	3	5	17	15	6	±5
Air Force	24	±2	3	6	15	14	6	±4
Enlisted	29	±2	4	7	18	17	7	±3
E1 – E4	32	±3	5	8	23	21	8	±5
E5 – E9	27	±2	4	7	14	14	6	±3
Officers	27	±2	2	2	7	8	4	±2
O1 – O3	29	±2	2	3	10	10	4	±3
O4 – O6	25	±2	1	2	5	6	4	±2
Experienced USC	85	±9	17	26	39	47	21	±13
Not Experienced USC	28	±2	3	5	15	14	5	±2
Experienced SH	95	±3	7	14	29	31	10	±6
Not Experienced SH	25	±2	3	5	13	12	5	±3
Deployed Past 12 Months	31	±2	3	7	18	17	6	±4
Not Deployed Past 12 Months	28	±2	4	6	16	15	7	±3
Army Enlisted	30	±3	4	7	17	18	6	±5
E1 – E4	32	±5	5	6	20	20	5	±9
Army Officers	29	±3	1	3	8	10	2	±4
Navy Enlisted	33	±3	5	8	20	19	9	±5
E1 – E4	38	±6	6	11	30	24	13	±10
Navy Officers	28	±3	1	2	6	7	4	±4
Marine Corps Enlisted	29	±3	3	5	18	16	6	±5
E1 – E4	32	±5	3	6	20	19	7	±7
Marine Corps Officers	22	±4	3	3	7	5	5	±8
Air Force Enlisted	23	±2	4	7	17	16	7	±5
E1 – E4	26	±4	4	7	22	22	6	±9
Air Force Officers	25	±3	2	2	7	7	5	±3

**46. Did you talk about the situation with...**

- a. Your spouse/significant other?
- b. A friend?
- c. A family member (e.g., parent, brother/sister)?
- d. A chaplain, counselor, ombudsman, or health care provider?

	Percent Responding		Percentages				Max ME	Percentage Who Talked to Someone		
			a	b	c	d				
<b>TOTAL</b>	34	±1	32	40	17	6	±2	51.0	±2.0	
<b>Army</b>	36	±2	34	41	17	6	±4	54.0	±4.0	
<b>Navy</b>	38	±3	31	40	20	7	±4	48.0	±4.0	
<b>Marine Corps</b>	32	±3	29	36	15	5	±5	45.0	±5.0	
<b>Air Force</b>	29	±2	32	41	16	5	±3	51.0	±3.0	
<b>PAYGRADE</b>										
<b>Enlisted</b>	34	±2	33	41	18	6	±3	52.0	±3.0	
<b>E1 – E4</b>	38	±3	33	46	22	7	±4	56.0	±4.0	
E1 – E3	37	±4	34	48	23	10	±6	59.0	±6.0	
E4	39	±3	33	44	20	6	±5	54.0	±5.0	
<b>E5 – E9</b>	32	±2	32	37	15	6	±3	47.0	±3.0	
E5 – E6	34	±2	32	39	16	6	±3	49.0	±3.0	
E7 – E9	25	±2	30	30	10	5	±4	42.0	±4.0	
<b>Officers</b>	32	±2	30	35	12	4	±3	46.0	±3.0	
W1 – W5	29	±5	29	29	10	3	±11	42.0	±10.0	
O1 – O3	36	±2	32	39	15	4	±3	51.0	±3.0	
O4 – O6	28	±2	27	29	7	4	±3	40.0	±3.0	
<b>DEPLOYMENT</b>										
<b>Deployed Past 12 Months</b>	35	±2	31	41	16	6	±4	51.0	±4.0	
<b>Not Deployed Past 12 Months</b>	33	±2	33	40	18	6	±3	51.0	±3.0	
<b>RACE/ETHNICITY</b>										
<b>Non-Hispanic White</b>	34	±2	33	38	15	6	±3	49.0	±3.0	
<b>Total Minority</b>	34	±2	31	43	19	6	±3	53.0	±3.0	
Non-Hispanic Black	33	±3	28	42	18	5	±5	50.0	±5.0	
Hispanic	35	±3	37	43	21	7	±5	55.0	±6.0	
<b>EXPERIENCED BEHAVIORS</b>										
<b>Experienced USC</b>	89	±6	40	70	38	19	±8	76.0	±8.0	
<b>Not Experienced USC</b>	33	±1	32	38	15	5	±2	49.0	±2.0	
<b>Experienced SH</b>	95	±2	43	64	29	11	±4	74.0	±4.0	
<b>Not Experienced SH</b>	27	±1	28	31	12	4	±3	42.0	±3.0	
<b>FEMALES</b>										
<b>Total</b>	59	±2	45	63	28	8	±2	74.0	±2.0	
<b>Army</b>	64	±3	46	65	29	9	±3	75.0	±3.0	
<b>Navy</b>	63	±3	45	64	30	8	±4	74.0	±4.0	
<b>Marine Corps</b>	69	±8	44	65	34	17	±12	75.0	±10.0	
<b>Air Force</b>	49	±3	44	60	25	6	±4	72.0	±4.0	
<b>Enlisted</b>	59	±2	45	64	29	9	±3	75.0	±2.0	
E1 – E4	63	±3	47	69	34	12	±4	79.0	±3.0	
E5 – E9	56	±2	43	60	24	6	±3	70.0	±3.0	
<b>Officers</b>	59	±3	43	58	24	5	±4	70.0	±3.0	
O1 – O3	64	±4	45	62	27	4	±5	74.0	±4.0	
O4 – O6	48	±3	38	48	16	6	±5	60.0	±5.0	

Note. Percent responding are Service members who answered the question and who experienced unprofessional, gender-related behavior (Q35).

46. Continued	Percent Responding		Percentages				Max ME	Percentage Who Talked to Someone		
			a	b	c	d				
<b>FEMALES (CONTINUED)</b>										
Experienced USC	95	±3	49	80	45	17	±8	88.0	±6.0	
Not Experienced USC	58	±2	44	61	26	7	±2	72.0	±2.0	
Experienced SH	96	±2	52	76	36	11	±3	85.0	±3.0	
Not Experienced SH	41	±2	37	49	20	5	±3	62.0	±3.0	
Deployed Past 12 Months	68	±3	44	69	28	8	±4	76.0	±3.0	
Not Deployed Past 12 Months	56	±2	45	61	28	8	±3	73.0	±2.0	
Army Enlisted	65	±3	47	66	30	10	±4	77.0	±3.0	
E1 – E4	68	±4	49	69	33	13	±6	80.0	±4.0	
Army Officers	62	±4	41	61	26	6	±5	70.0	±5.0	
Navy Enlisted	63	±3	45	65	32	9	±5	75.0	±4.0	
E1 – E4	65	±5	48	70	38	10	±8	80.0	±7.0	
Navy Officers	65	±5	43	57	23	5	±8	70.0	±7.0	
Marine Corps Enlisted	68	±9	43	66	35	19	±14	74.0	±11.0	
E1 – E4	73	±13	41	68	40	26	±18	75.0	±17.0	
Marine Corps Officers	72	±7	54	56	25	6	±12	78.0	±7.0	
Air Force Enlisted	49	±3	44	62	25	6	±5	72.0	±4.0	
E1 – E4	54	±6	47	67	29	6	±7	79.0	±6.0	
Air Force Officers	52	±4	44	55	23	3	±6	69.0	±6.0	
<b>MALES</b>										
Total	30	±2	28	32	13	5	±3	43.0	±3.0	
Army	31	±3	30	33	12	5	±5	47.0	±5.0	
Navy	33	±3	27	33	16	7	±5	40.0	±5.0	
Marine Corps	30	±3	27	31	12	3	±6	40.0	±6.0	
Air Force	24	±2	27	31	12	4	±4	41.0	±4.0	
Enlisted	30	±2	28	33	14	6	±3	44.0	±3.0	
E1 – E4	33	±3	29	37	17	6	±5	48.0	±5.0	
E5 – E9	28	±2	28	30	12	5	±3	40.0	±4.0	
Officers	27	±2	25	25	6	4	±3	37.0	±3.0	
O1 – O3	29	±2	26	28	9	4	±4	39.0	±5.0	
O4 – O6	26	±2	24	23	4	3	±4	34.0	±4.0	
Experienced USC	85	±9	33	64	34	20	±13	68.0	±12.0	
Not Experienced USC	29	±2	27	30	12	4	±3	41.0	±3.0	
Experienced SH	95	±3	36	53	23	10	±6	63.0	±6.0	
Not Experienced SH	26	±2	26	27	11	4	±3	38.0	±3.0	
Deployed Past 12 Months	32	±2	28	35	13	5	±4	45.0	±4.0	
Not Deployed Past 12 Months	29	±2	28	31	13	5	±3	42.0	±3.0	
Army Enlisted	31	±3	31	34	14	6	±6	49.0	±6.0	
E1 – E4	34	±5	34	36	15	4	±9	55.0	±9.0	
Army Officers	30	±3	23	26	6	5	±4	35.0	±5.0	
Navy Enlisted	34	±3	27	34	17	7	±6	41.0	±6.0	
E1 – E4	39	±6	27	43	24	12	±10	45.0	±10.0	
Navy Officers	29	±3	27	24	8	4	±7	37.0	±6.0	
Marine Corps Enlisted	30	±3	27	32	12	3	±6	41.0	±6.0	
E1 – E4	33	±5	23	33	12	2	±8	42.0	±8.0	
Marine Corps Officers	23	±4	25	26	6	2	±10	35.0	±10.0	
Air Force Enlisted	24	±2	26	32	14	5	±5	41.0	±5.0	
E1 – E4	26	±4	24	37	17	4	±9	46.0	±9.0	
Air Force Officers	25	±3	27	26	6	1	±5	40.0	±5.0	

## 47. Did you discuss/report the situation to any installation/Service/DoD individuals or organizations?

	Percent Responding		Percentages	Max	Percentage
			Yes	ME	Reporting Yes
<b>TOTAL</b>	33	±1	9	±2	■
<b>Army</b>	35	±2	8	±2	■
<b>Navy</b>	36	±2	11	±3	■
<b>Marine Corps</b>	31	±3	8	±4	■
<b>Air Force</b>	28	±2	8	±2	■
<b>PAYGRADE</b>					
<b>Enlisted</b>	33	±2	10	±2	■
<b>E1 – E4</b>	36	±3	11	±3	■
E1 – E3	35	±4	13	±5	■
E4	38	±3	9	±3	■
<b>E5 – E9</b>	31	±2	8	±2	■
E5 – E6	33	±2	8	±2	■
E7 – E9	24	±2	7	±3	■
<b>Officers</b>	32	±2	6	±1	■
<b>W1 – W5</b>	29	±5	3	±3	■
<b>O1 – O3</b>	36	±2	6	±2	■
<b>O4 – O6</b>	28	±2	6	±2	■
<b>DEPLOYMENT</b>					
<b>Deployed Past 12 Months</b>	34	±2	8	±2	■
<b>Not Deployed Past 12 Months</b>	32	±2	9	±2	■
<b>RACE/ETHNICITY</b>					
<b>Non-Hispanic White</b>	33	±2	9	±2	■
<b>Total Minority</b>	33	±2	9	±2	■
Non-Hispanic Black	32	±3	9	±3	■
Hispanic	34	±3	9	±4	■
<b>EXPERIENCED BEHAVIORS</b>					
<b>Experienced USC</b>	89	±6	19	±6	■
<b>Not Experienced USC</b>	32	±1	8	±2	■
<b>Experienced SH</b>	95	±2	16	±3	■
<b>Not Experienced SH</b>	26	±1	6	±2	■
<b>FEMALES</b>					
<b>Total</b>	58	±2	13	±2	■
<b>Army</b>	63	±3	12	±2	■
<b>Navy</b>	62	±3	14	±3	■
<b>Marine Corps</b>	68	±8	20	±12	■
<b>Air Force</b>	49	±3	12	±3	■
<b>Enlisted</b>	58	±2	14	±2	■
<b>E1 – E4</b>	62	±3	17	±3	■
<b>E5 – E9</b>	55	±2	11	±2	■
<b>Officers</b>	58	±3	10	±3	■
<b>O1 – O3</b>	64	±4	10	±3	■
<b>O4 – O6</b>	48	±3	9	±3	■

Note. Percent responding are Service members who answered the question and who experienced unprofessional, gender-related behavior (Q35).

47. Continued	Percent Responding		Percentages	Max ME	Percentage Reporting Yes
			Yes		
<b>FEMALES (CONTINUED)</b>					
Experienced USC	94	±3	22	±6	
Not Experienced USC	57	±2	12	±2	
Experienced SH	95	±2	18	±3	
Not Experienced SH	40	±2	8	±2	
Deployed Past 12 Months	67	±3	14	±3	
Not Deployed Past 12 Months	56	±2	13	±2	
Army Enlisted	64	±3	13	±3	
E1 – E4	67	±4	17	±4	
Army Officers	61	±4	9	±4	
Navy Enlisted	62	±4	15	±4	
E1 – E4	64	±5	16	±5	
Navy Officers	63	±5	13	±6	
Marine Corps Enlisted	68	±9	21	±13	
E1 – E4	72	±13	27	±18	
Marine Corps Officers	70	±7	9	±4	
Air Force Enlisted	48	±3	13	±4	
E1 – E4	53	±6	16	±6	
Air Force Officers	51	±4	9	±4	
<b>MALES</b>					
Total	29	±2	7	±2	
Army	30	±3	7	±3	
Navy	32	±3	9	±4	
Marine Corps	28	±3	6	±3	
Air Force	24	±2	6	±3	
Enlisted	29	±2	8	±2	
E1 – E4	32	±3	9	±4	
E5 – E9	27	±2	7	±2	
Officers	27	±2	4	±2	
O1 – O3	29	±2	3	±2	
O4 – O6	25	±2	5	±2	
Experienced USC	85	±9	17	±11	
Not Experienced USC	28	±2	6	±2	
Experienced SH	95	±3	13	±5	
Not Experienced SH	24	±2	6	±2	
Deployed Past 12 Months	30	±2	7	±3	
Not Deployed Past 12 Months	28	±2	8	±2	
Army Enlisted	30	±3	7	±4	
E1 – E4	32	±5	7	±6	
Army Officers	29	±3	3	±2	
Navy Enlisted	33	±3	10	±4	
E1 – E4	36	±6	15	±9	
Navy Officers	28	±3	3	±2	
Marine Corps Enlisted	29	±3	6	±4	
E1 – E4	32	±5	6	±5	
Marine Corps Officers	23	±4	7	±7	
Air Force Enlisted	23	±2	6	±4	
E1 – E4	26	±4	6	±7	
Air Force Officers	25	±3	5	±3	










































**48. Did you discuss/report the situation with/to any of the following installation/Service/DoD individuals or organizations?**

**a. Someone in your chain-of-command**

1. Yes, and it made things better  
 2. Yes, but it made no difference  
 3. Yes, and it made things worse  
 4. Yes, but it is too soon to tell if it will make things better or worse  
 5. No, I did not discuss/report it to this person/office

	Percent Responding		Percentages					Max ME	Percentage Reporting Yes		
			1	2	3	4	5				
<b>TOTAL</b>	3	±1	35	36	15	4	10	±7	90.0	±4.0	
<b>Army</b>	3	±1	29	36	14	4	17	±13	83.0	±10.0	
<b>Navy</b>	4	±1	41	31	20	3	4	±12	96.0	±4.0	
<b>Marine Corps</b>	2	±1	31	45	6	11	7	±24	93.0	±9.0	
<b>Air Force</b>	2	±1	34	38	16	1	11	±11	89.0	±6.0	
<b>PAYGRADE</b>											
<b>Enlisted</b>	3	±1	35	36	16	4	9	±7	91.0	±5.0	
<b>E1 – E4</b>	4	±1	38	30	18	4	9	±11	91.0	±7.0	
E1 – E3	5	±2	50	27	13	0	10	±16	90.0	±15.0	
E4	3	±1	27	34	22	8	8	±13	92.0	±6.0	
<b>E5 – E9</b>	2	±1	31	42	14	4	9	±9	91.0	±6.0	
E5 – E6	3	±1	29	44	15	4	8	±10	92.0	±7.0	
E7 – E9	2	±1	43	35	10	3	10	±14	90.0	±11.0	
<b>Officers</b>	2	±1	30	35	10	4	21	±8	79.0	±7.0	
<b>W1 – W5</b>	1	±1	NR	NR	16	NR	19	±20	81.0	±18.0	
<b>O1 – O3</b>	2	±1	30	34	11	4	20	±12	80.0	±10.0	
<b>O4 – O6</b>	2	±1	29	37	7	4	23	±12	77.0	±11.0	
<b>DEPLOYMENT</b>											
<b>Deployed Past 12 Months</b>	3	±1	26	41	18	3	11	±12	89.0	±10.0	
<b>Not Deployed Past 12 Months</b>	3	±1	39	33	14	5	9	±8	91.0	±5.0	
<b>RACE/ETHNICITY</b>											
<b>Non-Hispanic White</b>	3	±1	35	34	19	4	7	±9	93.0	±4.0	
<b>Total Minority</b>	3	±1	34	37	9	5	14	±10	86.0	±9.0	
Non-Hispanic Black	3	±1	36	33	11	8	12	±16	88.0	±9.0	
Hispanic	3	±1	28	40	10	4	19	±20	81.0	±20.0	
<b>EXPERIENCED BEHAVIORS</b>											
<b>Experienced USC</b>	17	±5	32	28	24	8	8	±17	92.0	±9.0	
<b>Not Experienced USC</b>	2	±1	34	37	14	4	11	±7	89.0	±5.0	
<b>Experienced SH</b>	15	±3	35	36	15	3	11	±9	89.0	±7.0	
<b>Not Experienced SH</b>	2	±1	34	35	16	5	9	±10	91.0	±5.0	
<b>FEMALES</b>											
<b>Total</b>	8	±1	32	38	14	5	12	±6	88.0	±4.0	
<b>Army</b>	8	±2	25	38	16	6	16	±8	84.0	±7.0	
<b>Navy</b>	9	±2	39	35	12	5	9	±10	91.0	±7.0	
<b>Marine Corps</b>	13	±7	NR	NR	13	2	4	±17	96.0	±7.0	
<b>Air Force</b>	6	±2	33	37	13	2	14	±11	86.0	±10.0	
<b>Enlisted</b>	8	±1	32	38	14	5	11	±7	89.0	±4.0	
E1 – E4	11	±2	35	34	14	4	12	±9	88.0	±6.0	
E5 – E9	6	±1	27	45	15	6	8	±9	92.0	±5.0	
<b>Officers</b>	6	±2	31	33	9	5	22	±11	78.0	±10.0	
O1 – O3	7	±2	37	28	9	4	23	±14	77.0	±13.0	
O4 – O6	4	±2	14	47	7	8	23	±15	77.0	±15.0	

Note. Percent responding are Service members who answered the question, who experienced unprofessional, gender-related behavior (Q35), and who reported the situation (Q47).  
 NR: Not reportable

48a. Continued	Percent Responding		Percentages					Max ME	Percentage Reporting Yes		
			1	2	3	4	5				
<b>FEMALES (CONTINUED)</b>											
Experienced USC	20	±5	31	30	25	3	11	±13	89.0	±9.0	
Not Experienced USC	7	±1	31	39	11	5	13	±7	87.0	±5.0	
Experienced SH	17	±2	30	40	15	4	11	±7	89.0	±4.0	
Not Experienced SH	3	±1	36	30	11	7	16	±11	84.0	±9.0	
Deployed Past 12 Months	9	±2	32	34	12	9	13	±9	87.0	±7.0	
Not Deployed Past 12 Months	7	±1	32	39	14	3	12	±8	88.0	±5.0	
Army Enlisted	8	±2	27	38	17	6	13	±9	87.0	±7.0	
E1 – E4	11	±3	29	40	14	4	13	±12	87.0	±11.0	
Army Officers	5	±2	9	36	9	10	35	±17	65.0	±17.0	
Navy Enlisted	9	±2	39	35	11	6	9	±11	91.0	±8.0	
E1 – E4	10	±3	44	26	14	6	10	±15	90.0	±13.0	
Navy Officers	8	±3	37	34	14	2	13	±25	87.0	±16.0	
Marine Corps Enlisted	14	±8	NR	NR	13	2	4	±18	96.0	±8.0	
E1 – E4	19	±12	NR	NR	12	1	3	±21	97.0	±9.0	
Marine Corps Officers	7	±3	27	33	15	7	18	±16	82.0	±15.0	
Air Force Enlisted	6	±2	29	39	15	3	14	±13	86.0	±11.0	
E1 – E4	8	±3	38	24	16	3	19	±20	81.0	±17.0	
Air Force Officers	4	±2	52	29	2	NR	18	±19	82.0	±18.0	
<b>MALES</b>											
Total	2	±1	36	34	17	4	9	±10	91.0	±7.0	
Army	2	±1	32	35	12	3	17	±20	83.0	±17.0	
Navy	3	±1	42	30	24	3	2	±18	98.0	±7.0	
Marine Corps	2	±1	29	44	2	NR	9	±20	91.0	±14.0	
Air Force	1	±1	36	38	19	NR	7	±19	93.0	±9.0	
Enlisted	2	±1	37	34	17	4	8	±11	92.0	±8.0	
E1 – E4	3	±1	40	28	21	5	7	±18	93.0	±15.0	
E5 – E9	2	±1	34	41	13	3	9	±13	91.0	±10.0	
Officers	1	±1	30	36	11	3	20	±13	80.0	±11.0	
O1 – O3	1	±1	19	44	16	NR	17	±21	83.0	±19.0	
O4 – O6	1	±1	37	31	7	2	23	±16	77.0	±16.0	
Experienced USC	15	±8	NR	27	NR	NR	NR	±25	NR		
Not Experienced USC	2	±1	36	36	16	3	9	±11	91.0	±8.0	
Experienced SH	12	±4	41	31	15	3	11	±18	89.0	±17.0	
Not Experienced SH	1	±1	34	36	18	4	8	±12	92.0	±7.0	
Deployed Past 12 Months	2	±1	23	44	22	1	10	±17	90.0	±16.0	
Not Deployed Past 12 Months	2	±1	44	29	13	6	8	±13	92.0	±8.0	
Army Enlisted	2	±1	33	35	12	4	17	±21	83.0	±19.0	
E1 – E4	2	±2	NR	NR	NR	NR	NR		NR		
Army Officers	1	±1	26	34	13	NR	27	±21	73.0	±20.0	
Navy Enlisted	3	±2	42	30	25	2	1	±18	99.0	±8.0	
E1 – E4	5	±3	NR	17	NR	NR	NR	±23	NR		
Navy Officers	1	±1	NR	NR	1	NR	NR	±4	NR		
Marine Corps Enlisted	2	±1	31	NR	NR	NR	8	±21	92.0	±16.0	
E1 – E4	2	±2	NR	NR	NR	NR	NR		NR		
Marine Corps Officers	1	±2	NR	NR	NR	NR	NR		NR		
Air Force Enlisted	1	±1	39	37	21	NR	3	±23	97.0	±15.0	
E1 – E4	2	±2	NR	NR	NR	NR	NR		NR		
Air Force Officers	1	±1	24	39	12	NR	24	±21	76.0	±20.0	

NR: Not reportable

**48. Did you discuss/report the situation with/to any of the following installation/Service/DoD individuals or organizations?**








































**b. Someone in the chain-of-command of the person(s) who did it**

1. Yes, and it made things better  
 2. Yes, but it made no difference  
 3. Yes, and it made things worse  
 4. Yes, but it is too soon to tell if it will make things better or worse  
 5. No, I did not discuss/report it to this person/office

	Percent Responding		Percentages					Max ME	Percentage Reporting Yes		
			1	2	3	4	5				
<b>TOTAL</b>	3	±1	26	26	15	4	29	±7	71.0	±6.0	
<b>Army</b>	3	±1	24	27	11	5	34	±13	66.0	±11.0	
<b>Navy</b>	4	±1	36	26	19	2	17	±12	83.0	±9.0	
<b>Marine Corps</b>	2	±1	20	33	5	NR	32	±18	68.0	±17.0	
<b>Air Force</b>	2	±1	15	22	22	2	39	±12	61.0	±11.0	
<b>PAYGRADE</b>											
<b>Enlisted</b>	3	±1	26	26	16	4	27	±7	73.0	±7.0	
<b>E1 – E4</b>	4	±1	26	25	17	3	28	±11	72.0	±10.0	
E1 – E3	5	±2	30	22	16	0	31	±19	69.0	±16.0	
E4	3	±1	21	28	18	7	26	±13	74.0	±10.0	
<b>E5 – E9</b>	2	±1	26	27	16	4	26	±9	74.0	±8.0	
E5 – E6	3	±1	25	28	16	5	27	±10	73.0	±10.0	
E7 – E9	2	±1	34	25	14	2	24	±14	76.0	±12.0	
<b>Officers</b>	2	±1	23	26	5	3	42	±8	58.0	±8.0	
<b>W1 – W5</b>	1	±1	NR	NR	18	NR	21	±20	79.0	±19.0	
<b>O1 – O3</b>	2	±1	20	23	5	4	48	±12	52.0	±12.0	
<b>O4 – O6</b>	2	±1	27	31	5	2	34	±12	66.0	±11.0	
<b>DEPLOYMENT</b>											
<b>Deployed Past 12 Months</b>	3	±1	23	32	16	2	27	±12	73.0	±10.0	
<b>Not Deployed Past 12 Months</b>	3	±1	27	23	15	4	30	±9	70.0	±7.0	
<b>RACE/ETHNICITY</b>											
<b>Non-Hispanic White</b>	3	±1	26	27	18	4	25	±9	75.0	±7.0	
<b>Total Minority</b>	3	±1	26	23	11	3	36	±10	64.0	±10.0	
Non-Hispanic Black	3	±1	26	22	14	5	32	±16	68.0	±15.0	
Hispanic	3	±1	21	20	10	2	48	±16	52.0	±16.0	
<b>EXPERIENCED BEHAVIORS</b>											
<b>Experienced USC</b>	17	±5	19	29	23	7	22	±18	78.0	±12.0	
<b>Not Experienced USC</b>	2	±1	25	26	14	3	31	±7	69.0	±7.0	
<b>Experienced SH</b>	15	±3	25	29	14	3	29	±9	71.0	±8.0	
<b>Not Experienced SH</b>	2	±1	27	23	17	5	29	±10	71.0	±9.0	
<b>FEMALES</b>											
<b>Total</b>	8	±1	22	26	13	3	36	±6	64.0	±6.0	
<b>Army</b>	8	±2	18	25	13	6	38	±8	62.0	±8.0	
<b>Navy</b>	9	±2	32	25	14	2	27	±10	73.0	±9.0	
<b>Marine Corps</b>	13	±7	11	NR	3	0	NR	±12	NR		
<b>Air Force</b>	6	±2	20	26	17	1	36	±14	64.0	±11.0	
<b>Enlisted</b>	8	±1	21	26	15	3	35	±7	65.0	±7.0	
<b>E1 – E4</b>	11	±2	21	24	12	3	40	±9	60.0	±9.0	
<b>E5 – E9</b>	6	±1	22	30	19	3	27	±9	73.0	±8.0	
<b>Officers</b>	6	±2	25	24	5	3	42	±11	58.0	±11.0	
<b>O1 – O3</b>	6	±2	27	21	4	3	44	±14	56.0	±14.0	
<b>O4 – O6</b>	4	±2	20	33	5	2	41	±15	59.0	±14.0	

Note. Percent responding are Service members who answered the question, who experienced unprofessional, gender-related behavior (Q35), and who reported the situation (Q47).  
 NR: Not reportable



48b. Continued	Percent Responding		Percentages					Max ME	Percentage Reporting Yes		
			1	2	3	4	5				
<b>FEMALES (CONTINUED)</b>											
Experienced USC	20	±5	24	19	19	3	34	±12	66.0	±12.0	
Not Experienced USC	7	±1	20	28	12	3	36	±7	64.0	±7.0	
Experienced SH	17	±2	21	28	14	2	34	±7	66.0	±7.0	
Not Experienced SH	3	±1	23	19	10	6	41	±11	59.0	±11.0	
Deployed Past 12 Months	9	±2	27	21	11	6	35	±9	65.0	±9.0	
Not Deployed Past 12 Months	7	±1	20	28	14	2	36	±8	64.0	±8.0	
Army Enlisted	8	±2	19	24	14	6	38	±9	62.0	±9.0	
E1 – E4	11	±3	18	25	10	7	41	±12	59.0	±12.0	
Army Officers	5	±2	14	31	8	7	40	±17	60.0	±17.0	
Navy Enlisted	9	±2	29	26	16	3	27	±11	73.0	±10.0	
E1 – E4	10	±3	31	22	19	3	25	±17	75.0	±14.0	
Navy Officers	8	±3	46	19	5	1	28	±24	72.0	±18.0	
Marine Corps Enlisted	14	±8	10	NR	2	NR	NR	±12	NR		
E1 – E4	19	±12	6	NR	1	NR	NR	±11	NR		
Marine Corps Officers	7	±3	23	29	12	3	32	±16	68.0	±15.0	
Air Force Enlisted	6	±2	21	27	19	1	32	±15	68.0	±12.0	
E1 – E4	8	±3	25	18	15	1	41	±21	59.0	±16.0	
Air Force Officers	4	±2	15	22	NR	NR	63	±20	37.0	±20.0	
<b>MALES</b>											
Total	2	±1	28	26	17	4	24	±10	76.0	±9.0	
Army	2	±1	28	28	10	4	31	±21	69.0	±18.0	
Navy	3	±1	38	27	21	2	12	±18	88.0	±14.0	
Marine Corps	2	±1	25	34	6	NR	19	±20	81.0	±16.0	
Air Force	1	±1	10	17	28	2	43	±20	57.0	±18.0	
Enlisted	2	±1	29	26	18	4	23	±11	77.0	±10.0	
E1 – E4	3	±1	30	27	21	3	20	±19	80.0	±16.0	
E5 – E9	2	±1	29	26	14	5	26	±13	74.0	±12.0	
Officers	1	±1	21	28	6	3	42	±13	58.0	±13.0	
O1 – O3	1	±1	8	26	6	NR	55	±21	45.0	±20.0	
O4 – O6	1	±1	31	31	5	2	31	±17	69.0	±16.0	
Experienced USC	15	±8	15	NR	NR	NR	NR	±22	NR		
Not Experienced USC	2	±1	29	24	16	3	28	±11	72.0	±10.0	
Experienced SH	12	±4	30	31	12	3	23	±20	77.0	±17.0	
Not Experienced SH	1	±1	27	24	19	5	25	±12	75.0	±11.0	
Deployed Past 12 Months	2	±1	21	37	19	1	23	±17	77.0	±15.0	
Not Deployed Past 12 Months	2	±1	33	20	15	6	25	±14	75.0	±11.0	
Army Enlisted	2	±1	28	28	10	4	30	±22	70.0	±20.0	
E1 – E4	2	±2	NR	NR	NR	NR	NR		NR		
Army Officers	1	±1	24	30	10	NR	35	±21	65.0	±20.0	
Navy Enlisted	3	±2	38	27	22	1	11	±19	89.0	±16.0	
E1 – E4	5	±3	NR	NR	NR	NR	NR		NR		
Navy Officers	1	±1	NR	NR	1	NR	NR	±4	NR		
Marine Corps Enlisted	2	±1	26	35	7	NR	15	±22	85.0	±17.0	
E1 – E4	2	±2	NR	NR	NR	NR	NR		NR		
Marine Corps Officers	1	±2	NR	NR	NR	NR	NR		NR		
Air Force Enlisted	1	±1	10	13	33	3	41	±23	59.0	±22.0	
E1 – E4	2	±2	NR	NR	NR	NR	NR		NR		
Air Force Officers	1	±1	11	33	8	NR	49	±21	51.0	±20.0	








































NR: Not reportable

**48. Did you discuss/report the situation with/to any of the following installation/Service/DoD individuals or organizations?**  
**c. Special military office responsible for handling these kinds of complaints (e.g., Military Equal Opportunity or Civil Rights Office)**

1. Yes, and it made things better  
 2. Yes, but it made no difference  
 3. Yes, and it made things worse  
 4. Yes, but it is too soon to tell if it will make things better or worse  
 5. No, I did not discuss/report it to this person/office

	Percent Responding		Percentages					Max ME	Percentage Reporting Yes		
			1	2	3	4	5				
<b>TOTAL</b>	3	±1	16	14	8	3	59	±7	41.0	±7.0	
<b>Army</b>	3	±1	14	19	7	5	55	±11	45.0	±11.0	
<b>Navy</b>	4	±1	19	11	8	1	61	±13	39.0	±13.0	
<b>Marine Corps</b>	2	±1	17	18	6	3	56	±18	44.0	±17.0	
<b>Air Force</b>	2	±1	16	10	8	2	64	±11	36.0	±11.0	
<b>PAYGRADE</b>											
<b>Enlisted</b>	3	±1	18	14	8	3	57	±7	43.0	±7.0	
<b>E1 – E4</b>	4	±1	19	16	8	2	56	±11	44.0	±11.0	
E1 – E3	5	±2	24	16	11	1	49	±18	51.0	±17.0	
E4	3	±1	14	15	6	3	63	±12	37.0	±12.0	
<b>E5 – E9</b>	2	±1	16	13	8	4	59	±9	41.0	±9.0	
E5 – E6	3	±1	16	12	9	4	60	±10	40.0	±10.0	
E7 – E9	2	±1	21	17	7	3	52	±14	48.0	±13.0	
<b>Officers</b>	2	±1	5	14	2	3	76	±8	24.0	±8.0	
W1 – W5	1	±1	4	NR	7	NR	NR	±19	NR		
O1 – O3	2	±1	5	17	0	3	75	±11	25.0	±11.0	
O4 – O6	2	±1	6	9	4	3	78	±11	22.0	±11.0	
<b>DEPLOYMENT</b>											
<b>Deployed Past 12 Months</b>	3	±1	13	15	5	1	66	±11	34.0	±11.0	
<b>Not Deployed Past 12 Months</b>	3	±1	18	14	9	4	56	±8	44.0	±8.0	
<b>RACE/ETHNICITY</b>											
<b>Non-Hispanic White</b>	3	±1	14	12	8	2	64	±9	36.0	±9.0	
<b>Total Minority</b>	3	±1	21	16	6	5	52	±10	48.0	±10.0	
Non-Hispanic Black	3	±1	22	16	9	6	47	±15	53.0	±15.0	
Hispanic	3	±1	12	15	5	5	64	±15	36.0	±15.0	
<b>EXPERIENCED BEHAVIORS</b>											
<b>Experienced USC</b>	17	±5	16	22	25	9	29	±21	71.0	±13.0	
<b>Not Experienced USC</b>	2	±1	14	13	5	2	66	±7	34.0	±7.0	
<b>Experienced SH</b>	15	±3	16	21	10	4	50	±9	50.0	±9.0	
<b>Not Experienced SH</b>	2	±1	17	7	5	2	69	±10	31.0	±10.0	
<b>FEMALES</b>											
<b>Total</b>	8	±1	16	18	5	3	58	±6	42.0	±6.0	
<b>Army</b>	8	±2	17	26	7	5	45	±8	55.0	±8.0	
<b>Navy</b>	9	±2	12	10	6	3	70	±10	30.0	±10.0	
<b>Marine Corps</b>	13	±7	NR	NR	2	3	NR	±8	NR		
<b>Air Force</b>	6	±2	13	11	3	2	71	±13	29.0	±11.0	
<b>Enlisted</b>	8	±1	17	18	5	3	56	±7	44.0	±7.0	
E1 – E4	11	±2	20	20	4	2	54	±9	46.0	±9.0	
E5 – E9	6	±1	14	16	8	5	57	±9	43.0	±9.0	
<b>Officers</b>	6	±2	5	14	2	4	75	±10	25.0	±10.0	
O1 – O3	6	±2	5	12	0	3	79	±12	21.0	±12.0	
O4 – O6	4	±2	4	15	5	7	69	±20	31.0	±16.0	

Note. Percent responding are Service members who answered the question, who experienced unprofessional, gender-related behavior (Q35), and who reported the situation (Q47).  
 NR: Not reportable

48c. Continued	Percent Responding		Percentages					Max ME	Percentage Reporting Yes		
			1	2	3	4	5				
<b>FEMALES (CONTINUED)</b>											
Experienced USC	20	±5	15	28	7	6	44	±12	56.0	±12.0	
Not Experienced USC	7	±1	15	16	5	3	62	±7	38.0	±7.0	
Experienced SH	17	±2	15	22	6	3	53	±7	47.0	±7.0	
Not Experienced SH	3	±1	16	5	2	5	72	±10	28.0	±10.0	
Deployed Past 12 Months	9	±2	15	11	6	3	65	±9	35.0	±9.0	
Not Deployed Past 12 Months	7	±1	16	21	5	3	56	±8	44.0	±8.0	
Army Enlisted	8	±2	19	26	7	4	43	±9	57.0	±9.0	
E1 – E4	11	±3	20	27	5	5	43	±12	57.0	±12.0	
Army Officers	5	±2	2	27	2	11	57	±18	43.0	±17.0	
Navy Enlisted	9	±2	13	11	6	3	66	±11	34.0	±11.0	
E1 – E4	10	±3	14	15	6	NR	65	±15	35.0	±15.0	
Navy Officers	8	±3	NR	5	3	NR	88	±15	12.0	±15.0	
Marine Corps Enlisted	14	±8	NR	NR	2	2	NR	±8	NR		
E1 – E4	19	±12	NR	NR	1	2	NR	±11	NR		
Marine Corps Officers	7	±3	8	21	NR	3	69	±16	31.0	±16.0	
Air Force Enlisted	6	±2	14	11	3	2	69	±15	31.0	±13.0	
E1 – E4	8	±3	18	6	NR	NR	76	±14	24.0	±14.0	
Air Force Officers	4	±2	8	7	NR	NR	85	±21	15.0	±21.0	
<b>MALES</b>											
Total	2	±1	17	12	9	2	60	±10	40.0	±10.0	
Army	2	±1	11	14	7	5	62	±18	38.0	±18.0	
Navy	3	±1	22	11	10	NR	57	±20	43.0	±17.0	
Marine Corps	2	±1	11	13	9	3	65	±20	35.0	±20.0	
Air Force	1	±1	20	9	13	3	56	±22	44.0	±18.0	
Enlisted	2	±1	18	12	10	3	58	±11	42.0	±11.0	
E1 – E4	3	±1	18	12	12	2	57	±17	43.0	±17.0	
E5 – E9	2	±1	18	11	8	3	60	±13	40.0	±13.0	
Officers	1	±1	5	15	2	1	77	±12	23.0	±12.0	
O1 – O3	1	±1	4	25	NR	3	68	±22	32.0	±21.0	
O4 – O6	1	±1	7	6	4	NR	83	±18	17.0	±15.0	
Experienced USC	15	±8	16	17	NR	NR	15	±24	85.0	±24.0	
Not Experienced USC	2	±1	14	12	5	1	68	±11	32.0	±11.0	
Experienced SH	12	±4	16	20	15	4	45	±19	55.0	±17.0	
Not Experienced SH	1	±1	17	7	6	1	68	±12	32.0	±12.0	
Deployed Past 12 Months	2	±1	12	16	5	0	66	±15	34.0	±15.0	
Not Deployed Past 12 Months	2	±1	20	9	12	4	56	±13	44.0	±13.0	
Army Enlisted	2	±1	12	13	8	5	62	±19	38.0	±19.0	
E1 – E4	2	±2	NR	NR	NR	NR	NR		NR		
Army Officers	1	±1	5	22	1	NR	68	±20	32.0	±20.0	
Navy Enlisted	3	±2	23	11	10	NR	56	±21	44.0	±18.0	
E1 – E4	5	±3	NR	NR	NR	NR	NR		NR		
Navy Officers	1	±1	NR	NR	NR	NR	NR		NR		
Marine Corps Enlisted	2	±1	12	10	9	3	65	±22	35.0	±21.0	
E1 – E4	2	±2	NR	NR	NR	NR	NR		NR		
Marine Corps Officers	1	±2	NR	NR	NR	NR	NR		NR		
Air Force Enlisted	1	±1	NR	11	15	3	NR	±21	NR		
E1 – E4	2	±2	NR	NR	NR	NR	NR		NR		
Air Force Officers	1	±1	8	NR	NR	NR	83	±21	17.0	±21.0	

NR: Not reportable

**48. Did you discuss/report the situation with/to any of the following installation/Service/DoD individuals or organizations?**

**d. Other person or office with responsibility for follow-up**

1. Yes, and it made things better  
 2. Yes, but it made no difference  
 3. Yes, and it made things worse  
 4. Yes, but it is too soon to tell if it will make things better or worse  
 5. No, I did not discuss/report it to this person/office

	Percent Responding		Percentages					Max ME	Percentage Reporting Yes		
			1	2	3	4	5				
<b>TOTAL</b>	3	±1	15	16	6	5	58	±7	42.0	±7.0	
<b>Army</b>	3	±1	13	20	7	4	56	±11	44.0	±11.0	
<b>Navy</b>	4	±1	21	13	4	6	56	±14	44.0	±12.0	
<b>Marine Corps</b>	2	±1	14	24	5	3	54	±19	46.0	±17.0	
<b>Air Force</b>	2	±1	10	11	8	5	67	±11	33.0	±11.0	
<b>PAYGRADE</b>											
<b>Enlisted</b>	3	±1	16	17	6	5	56	±7	44.0	±7.0	
<b>E1 – E4</b>	4	±1	16	17	5	4	59	±11	41.0	±11.0	
E1 – E3	4	±2	18	19	5	NR	52	±17	48.0	±17.0	
E4	3	±1	14	14	5	2	66	±12	34.0	±12.0	
<b>E5 – E9</b>	2	±1	16	17	8	6	53	±9	47.0	±9.0	
E5 – E6	3	±1	15	17	8	7	53	±10	47.0	±10.0	
E7 – E9	2	±1	23	13	7	4	53	±15	47.0	±13.0	
<b>Officers</b>	2	±1	8	13	2	4	73	±8	27.0	±8.0	
<b>W1 – W5</b>	1	±1	9	NR	7	NR	NR	±19	NR		
<b>O1 – O3</b>	2	±1	6	15	2	3	74	±12	26.0	±12.0	
<b>O4 – O6</b>	2	±1	12	10	2	5	71	±12	29.0	±12.0	
<b>DEPLOYMENT</b>											
<b>Deployed Past 12 Months</b>	3	±1	14	20	4	2	60	±11	40.0	±11.0	
<b>Not Deployed Past 12 Months</b>	3	±1	16	14	6	7	57	±8	43.0	±8.0	
<b>RACE/ETHNICITY</b>											
<b>Non-Hispanic White</b>	3	±1	12	15	5	4	64	±9	36.0	±9.0	
<b>Total Minority</b>	3	±1	21	17	7	6	50	±10	50.0	±10.0	
Non-Hispanic Black	3	±1	22	17	10	7	45	±17	55.0	±15.0	
Hispanic	3	±1	11	19	5	3	62	±15	38.0	±15.0	
<b>EXPERIENCED BEHAVIORS</b>											
<b>Experienced USC</b>	17	±5	13	22	18	17	30	±24	70.0	±13.0	
<b>Not Experienced USC</b>	2	±1	13	16	4	3	64	±7	36.0	±7.0	
<b>Experienced SH</b>	15	±3	15	22	7	7	50	±9	50.0	±9.0	
<b>Not Experienced SH</b>	2	±1	16	11	4	3	66	±10	34.0	±10.0	
<b>FEMALES</b>											
<b>Total</b>	8	±1	16	18	4	5	57	±6	43.0	±6.0	
<b>Army</b>	8	±2	14	22	6	5	53	±8	47.0	±8.0	
<b>Navy</b>	9	±2	17	17	5	3	57	±10	43.0	±10.0	
<b>Marine Corps</b>	13	±7	NR	NR	4	4	NR	±8	NR		
<b>Air Force</b>	6	±2	12	10	1	6	70	±15	30.0	±11.0	
<b>Enlisted</b>	8	±1	17	18	5	5	56	±7	44.0	±7.0	
<b>E1 – E4</b>	10	±2	18	21	5	1	55	±9	45.0	±9.0	
<b>E5 – E9</b>	6	±1	15	14	4	10	57	±10	43.0	±9.0	
<b>Officers</b>	6	±2	9	17	1	5	68	±11	32.0	±11.0	
<b>O1 – O3</b>	6	±2	9	19	NR	3	69	±15	31.0	±14.0	
<b>O4 – O6</b>	4	±2	9	11	2	9	69	±19	31.0	±15.0	

Note. Percent responding are Service members who answered the question, who experienced unprofessional, gender-related behavior (Q35), and who reported the situation (Q47).

NR: Not reportable

48d. Continued	Percent Responding		Percentages					Max ME	Percentage Reporting Yes		
			1	2	3	4	5				
<b>FEMALES (CONTINUED)</b>											
Experienced USC	20	±5	15	28	9	5	44	±12	56.0	±12.0	
Not Experienced USC	7	±1	14	17	3	5	61	±7	39.0	±7.0	
Experienced SH	17	±2	15	23	6	5	52	±7	48.0	±7.0	
Not Experienced SH	3	±1	16	6	0	5	73	±10	27.0	±10.0	
Deployed Past 12 Months	9	±2	18	19	3	5	56	±9	44.0	±9.0	
Not Deployed Past 12 Months	7	±1	15	18	5	5	58	±8	42.0	±8.0	
Army Enlisted	8	±2	14	24	6	4	51	±9	49.0	±9.0	
E1 – E4	11	±3	15	26	4	2	53	±12	47.0	±12.0	
Army Officers	5	±2	10	11	2	11	65	±17	35.0	±17.0	
Navy Enlisted	9	±2	18	15	6	4	57	±11	43.0	±11.0	
E1 – E4	9	±3	22	17	11	2	49	±15	51.0	±15.0	
Navy Officers	8	±3	11	31	NR	1	57	±24	43.0	±21.0	
Marine Corps Enlisted	14	±8	NR	NR	4	4	NR	±9	NR		
E1 – E4	19	±12	NR	NR	2	3	NR	±10	NR		
Marine Corps Officers	6	±2	12	13	4	3	67	±16	33.0	±16.0	
Air Force Enlisted	6	±2	13	11	1	7	68	±17	32.0	±13.0	
E1 – E4	8	±3	10	10	2	NR	78	±14	22.0	±14.0	
Air Force Officers	4	±2	5	10	NR	NR	86	±18	14.0	±17.0	
<b>MALES</b>											
Total	2	±1	15	15	7	5	58	±10	42.0	±10.0	
Army	2	±1	12	19	8	4	57	±18	43.0	±18.0	
Navy	3	±1	23	11	3	7	55	±22	45.0	±17.0	
Marine Corps	2	±1	7	21	6	3	63	±20	37.0	±20.0	
Air Force	1	±1	7	11	15	3	64	±18	36.0	±18.0	
Enlisted	2	±1	16	16	7	5	57	±11	43.0	±11.0	
E1 – E4	3	±1	14	13	5	6	62	±20	38.0	±17.0	
E5 – E9	2	±1	17	18	9	4	51	±12	49.0	±12.0	
Officers	1	±1	7	9	3	3	78	±12	22.0	±12.0	
O1 – O3	1	±1	NR	10	NR	3	83	±22	17.0	±21.0	
O4 – O6	1	±1	13	9	2	3	73	±16	27.0	±16.0	
Experienced USC	15	±8	11	17	NR	NR	18	±24	82.0	±23.0	
Not Experienced USC	2	±1	13	16	4	1	66	±11	34.0	±11.0	
Experienced SH	12	±4	14	20	9	9	48	±22	52.0	±17.0	
Not Experienced SH	1	±1	16	12	5	2	65	±12	35.0	±12.0	
Deployed Past 12 Months	2	±1	12	21	5	0	62	±15	38.0	±15.0	
Not Deployed Past 12 Months	2	±1	17	12	8	8	56	±13	44.0	±13.0	
Army Enlisted	2	±1	12	20	8	4	56	±19	44.0	±19.0	
E1 – E4	2	±2	NR	NR	NR	NR	NR		NR		
Army Officers	1	±1	6	10	5	NR	75	±20	25.0	±20.0	
Navy Enlisted	3	±2	24	12	3	NR	54	±19	46.0	±18.0	
E1 – E4	5	±3	NR	NR	NR	NR	NR		NR		
Navy Officers	1	±1	NR	NR	NR	NR	NR		NR		
Marine Corps Enlisted	2	±1	8	22	7	3	61	±21	39.0	±21.0	
E1 – E4	2	±2	NR	NR	NR	NR	NR		NR		
Marine Corps Officers	1	±2	NR	NR	NR	NR	NR		NR		
Air Force Enlisted	1	±1	7	11	17	3	61	±22	39.0	±22.0	
E1 – E4	2	±2	NR	NR	NR	NR	NR		NR		
Air Force Officers	1	±1	6	8	NR	3	77	±20	23.0	±20.0	

NR: Not reportable

**49. What actions were taken in response to your discussing/reporting the situation?**

**a. Person(s) who bothered you was/were talked to about the behavior.**

1. Yes

2. No

3. Don't know

	Percent Responding		Percentages			Max ME	Percentage Reporting Yes
			1	2	3		
<b>TOTAL</b>	3	±1	54	16	30	±7	
<b>Army</b>	3	±1	50	15	35	±12	
<b>Navy</b>	4	±1	61	14	25	±12	
<b>Marine Corps</b>	2	±1	41	21	38	±19	
<b>Air Force</b>	2	±1	56	16	28	±11	
<b>PAYGRADE</b>							
<b>Enlisted</b>	3	±1	54	15	32	±7	
<b>E1 – E4</b>	4	±1	56	14	30	±11	
E1 – E3	4	±2	59	6	35	±17	
E4	3	±1	53	22	25	±13	
<b>E5 – E9</b>	2	±1	51	15	34	±9	
E5 – E6	3	±1	50	15	36	±11	
E7 – E9	2	±1	61	15	24	±13	
<b>Officers</b>	2	±1	53	25	21	±8	
<b>W1 – W5</b>	1	±1	NR	10	NR	±14	
<b>O1 – O3</b>	2	±1	60	21	19	±12	
<b>O4 – O6</b>	2	±1	44	34	22	±12	
<b>DEPLOYMENT</b>							
<b>Deployed Past 12 Months</b>	3	±1	49	19	32	±12	
<b>Not Deployed Past 12 Months</b>	3	±1	56	14	30	±8	
<b>RACE/ETHNICITY</b>							
<b>Non-Hispanic White</b>	3	±1	57	17	26	±8	
<b>Total Minority</b>	3	±1	50	14	36	±10	
Non-Hispanic Black	3	±1	47	19	35	±16	
Hispanic	3	±1	49	10	41	±17	
<b>EXPERIENCED BEHAVIORS</b>							
<b>Experienced USC</b>	17	±5	56	15	29	±16	
<b>Not Experienced USC</b>	2	±1	53	16	31	±7	
<b>Experienced SH</b>	15	±3	59	14	27	±9	
<b>Not Experienced SH</b>	2	±1	48	17	34	±10	
<b>FEMALES</b>							
<b>Total</b>	8	±1	62	13	25	±6	
<b>Army</b>	8	±2	58	17	25	±8	
<b>Navy</b>	9	±2	67	12	21	±10	
<b>Marine Corps</b>	13	±7	NR	9	NR	±10	
<b>Air Force</b>	6	±2	60	11	29	±12	
<b>Enlisted</b>	8	±1	62	12	26	±7	
<b>E1 – E4</b>	10	±2	65	11	24	±9	
<b>E5 – E9</b>	6	±1	57	14	29	±9	
<b>Officers</b>	6	±2	61	19	20	±10	
<b>O1 – O3</b>	7	±2	71	15	14	±13	
<b>O4 – O6</b>	4	±2	37	31	31	±15	

Note. Percent responding are Service members who answered the question, who experienced unprofessional, gender-related behavior (Q35), and who reported the situation (Q47).

NR: Not reportable

49a. Continued	Percent Responding		Percentages			Max ME	Percentage Reporting Yes
			1	2	3		
<b>FEMALES (CONTINUED)</b>							
Experienced USC	20	±5	67	9	24	±12	
Not Experienced USC	7	±1	60	14	25	±7	
Experienced SH	17	±2	62	13	25	±7	
Not Experienced SH	3	±1	60	15	25	±11	
Deployed Past 12 Months	9	±2	65	14	21	±9	
Not Deployed Past 12 Months	7	±1	61	13	26	±8	
Army Enlisted	8	±2	60	15	25	±9	
E1 – E4	11	±3	60	13	27	±13	
Army Officers	5	±2	48	32	21	±17	
Navy Enlisted	9	±2	67	11	22	±11	
E1 – E4	10	±3	72	10	18	±15	
Navy Officers	8	±3	70	13	17	±17	
Marine Corps Enlisted	14	±8	NR	8	NR	±10	
E1 – E4	19	±12	NR	7	NR	±11	
Marine Corps Officers	7	±3	52	30	18	±15	
Air Force Enlisted	6	±2	58	11	31	±13	
E1 – E4	8	±3	68	12	20	±16	
Air Force Officers	4	±2	70	8	22	±19	
<b>MALES</b>							
Total	2	±1	49	17	34	±10	
Army	2	±1	44	14	42	±18	
Navy	3	±1	57	15	28	±17	
Marine Corps	2	±1	27	28	44	±21	
Air Force	1	±1	53	21	26	±18	
Enlisted	2	±1	49	16	35	±11	
E1 – E4	3	±1	49	17	34	±17	
E5 – E9	2	±1	49	15	36	±13	
Officers	1	±1	45	32	23	±12	
O1 – O3	1	±1	40	32	28	±21	
O4 – O6	1	±1	48	35	17	±16	
Experienced USC	15	±8	NR	20	NR	±24	
Not Experienced USC	2	±1	49	17	35	±11	
Experienced SH	12	±4	55	16	29	±18	
Not Experienced SH	1	±1	45	18	37	±12	
Deployed Past 12 Months	2	±1	41	22	37	±17	
Not Deployed Past 12 Months	2	±1	53	15	32	±12	
Army Enlisted	2	±1	45	12	43	±19	
E1 – E4	2	±2	NR	NR	NR		
Army Officers	1	±1	32	42	26	±20	
Navy Enlisted	3	±2	57	15	28	±18	
E1 – E4	5	±3	NR	13	NR	±23	
Navy Officers	1	±1	NR	NR	14	±24	
Marine Corps Enlisted	2	±1	25	30	NR	±22	
E1 – E4	2	±2	NR	NR	NR		
Marine Corps Officers	1	±2	NR	NR	NR		
Air Force Enlisted	1	±1	55	17	28	±22	
E1 – E4	2	±2	NR	NR	NR		
Air Force Officers	1	±1	43	38	19	±21	

NR: Not reportable

**49. What actions were taken in response to your discussing/reporting the situation?****b. Your complaint was/is being investigated.**

1. Yes

2. No

3. Don't know

	Percent Responding		Percentages			Max ME	Percentage Reporting Yes
			1	2	3		
<b>TOTAL</b>	3	±1	32	43	25	±7	
<b>Army</b>	3	±1	34	41	25	±12	
<b>Navy</b>	4	±1	34	40	26	±13	
<b>Marine Corps</b>	2	±1	24	53	24	±17	
<b>Air Force</b>	2	±1	30	48	22	±11	
<b>PAYGRADE</b>							
<b>Enlisted</b>	3	±1	32	42	25	±8	
<b>E1 – E4</b>	4	±1	37	44	19	±11	
E1 – E3	4	±2	46	34	19	±17	
E4	3	±1	28	53	19	±13	
<b>E5 – E9</b>	2	±1	27	40	33	±9	
E5 – E6	3	±1	24	41	35	±11	
E7 – E9	2	±1	39	37	24	±14	
<b>Officers</b>	2	±1	27	52	20	±8	
<b>W1 – W5</b>	1	±1	26	NR	NR	±22	
<b>O1 – O3</b>	2	±1	32	47	21	±12	
<b>O4 – O6</b>	2	±1	20	62	18	±12	
<b>DEPLOYMENT</b>							
<b>Deployed Past 12 Months</b>	3	±1	21	51	29	±11	
<b>Not Deployed Past 12 Months</b>	3	±1	37	40	23	±9	
<b>RACE/ETHNICITY</b>							
<b>Non-Hispanic White</b>	3	±1	34	45	22	±9	
<b>Total Minority</b>	3	±1	30	40	30	±10	
Non-Hispanic Black	3	±1	31	36	33	±16	
Hispanic	3	±1	21	51	29	±16	
<b>EXPERIENCED BEHAVIORS</b>							
<b>Experienced USC</b>	17	±5	45	31	24	±17	
<b>Not Experienced USC</b>	2	±1	29	46	25	±8	
<b>Experienced SH</b>	15	±3	40	39	21	±9	
<b>Not Experienced SH</b>	2	±1	23	48	29	±10	
<b>FEMALES</b>							
<b>Total</b>	8	±1	33	46	21	±6	
<b>Army</b>	8	±2	36	47	17	±8	
<b>Navy</b>	9	±2	33	40	27	±10	
<b>Marine Corps</b>	13	±7	NR	NR	4	±8	
<b>Air Force</b>	6	±2	27	48	25	±12	
<b>Enlisted</b>	8	±1	34	45	21	±7	
<b>E1 – E4</b>	10	±2	38	43	20	±9	
<b>E5 – E9</b>	6	±1	27	49	24	±10	
<b>Officers</b>	6	±2	29	52	19	±12	
<b>O1 – O3</b>	7	±2	32	53	16	±15	
<b>O4 – O6</b>	4	±2	22	52	26	±16	

Note. Percent responding are Service members who answered the question, who experienced unprofessional, gender-related behavior (Q35), and who reported the situation (Q47).

NR: Not reportable



49b. Continued	Percent Responding		Percentages			Max ME	Percentage Reporting Yes
			1	2	3		
<b>FEMALES (CONTINUED)</b>							
Experienced USC	20	±5	51	38	11	±12	
Not Experienced USC	7	±1	28	48	24	±7	
Experienced SH	17	±2	37	43	20	±7	
Not Experienced SH	3	±1	23	53	24	±11	
Deployed Past 12 Months	9	±2	30	46	25	±9	
Not Deployed Past 12 Months	7	±1	34	46	20	±7	
Army Enlisted	8	±2	39	44	17	±9	
E1 – E4	11	±3	39	42	19	±12	
Army Officers	5	±2	19	64	16	±16	
Navy Enlisted	9	±2	30	41	29	±11	
E1 – E4	10	±3	38	33	29	±16	
Navy Officers	8	±3	50	36	14	±19	
Marine Corps Enlisted	14	±8	NR	NR	4	±8	
E1 – E4	19	±12	NR	NR	1	±9	
Marine Corps Officers	7	±3	22	67	11	±16	
Air Force Enlisted	6	±2	28	47	24	±13	
E1 – E4	8	±3	33	45	22	±16	
Air Force Officers	4	±2	18	51	30	±23	
<b>MALES</b>							
Total	2	±1	31	42	27	±11	
Army	2	±1	32	38	30	±20	
Navy	3	±1	34	40	26	±18	
Marine Corps	2	±1	15	50	35	±20	
Air Force	1	±1	33	48	19	±19	
Enlisted	2	±1	32	40	28	±11	
E1 – E4	3	±1	36	45	19	±18	
E5 – E9	2	±1	27	36	37	±13	
Officers	1	±1	25	53	22	±12	
O1 – O3	1	±1	33	37	30	±21	
O4 – O6	1	±1	19	67	14	±16	
Experienced USC	15	±8	NR	25	NR	±24	
Not Experienced USC	2	±1	29	45	26	±11	
Experienced SH	12	±4	45	33	22	±18	
Not Experienced SH	1	±1	23	47	30	±12	
Deployed Past 12 Months	2	±1	17	53	30	±15	
Not Deployed Past 12 Months	2	±1	40	35	25	±14	
Army Enlisted	2	±1	34	36	30	±21	
E1 – E4	2	±2	NR	NR	NR		
Army Officers	1	±1	13	60	27	±21	
Navy Enlisted	3	±2	34	40	26	±19	
E1 – E4	5	±3	NR	NR	20	±23	
Navy Officers	1	±1	NR	NR	23	±25	
Marine Corps Enlisted	2	±1	13	NR	34	±22	
E1 – E4	2	±2	NR	NR	NR		
Marine Corps Officers	1	±2	NR	NR	NR		
Air Force Enlisted	1	±1	36	NR	21	±23	
E1 – E4	2	±2	NR	NR	NR		
Air Force Officers	1	±1	22	67	11	±21	

NR: Not reportable

**49. What actions were taken in response to your discussing/reporting the situation?****c. The situation was resolved informally.**

1. Yes

2. No

3. Don't know

	Percent Responding		Percentages			Max ME	Percentage Reporting Yes
			1	2	3		
<b>TOTAL</b>	3	±1	44	32	24	±7	
<b>Army</b>	3	±1	39	31	29	±12	
<b>Navy</b>	4	±1	46	35	18	±12	
<b>Marine Corps</b>	2	±1	47	31	22	±18	
<b>Air Force</b>	2	±1	46	30	25	±11	
<b>PAYGRADE</b>							
<b>Enlisted</b>	3	±1	43	32	24	±7	
<b>E1 – E4</b>	4	±1	44	36	21	±11	
E1 – E3	4	±2	39	35	26	±18	
E4	3	±1	48	37	15	±12	
<b>E5 – E9</b>	2	±1	43	28	28	±9	
E5 – E6	3	±1	41	29	31	±11	
E7 – E9	2	±1	55	28	17	±13	
<b>Officers</b>	2	±1	49	30	21	±8	
<b>W1 – W5</b>	1	±1	NR	21	NR	±20	
<b>O1 – O3</b>	2	±1	50	27	23	±12	
<b>O4 – O6</b>	2	±1	49	35	16	±12	
<b>DEPLOYMENT</b>							
<b>Deployed Past 12 Months</b>	3	±1	44	31	25	±12	
<b>Not Deployed Past 12 Months</b>	3	±1	44	33	23	±8	
<b>RACE/ETHNICITY</b>							
<b>Non-Hispanic White</b>	3	±1	44	37	20	±9	
<b>Total Minority</b>	3	±1	43	25	31	±10	
Non-Hispanic Black	3	±1	40	33	28	±16	
Hispanic	3	±1	40	25	35	±17	
<b>EXPERIENCED BEHAVIORS</b>							
<b>Experienced USC</b>	17	±5	32	42	26	±16	
<b>Not Experienced USC</b>	2	±1	46	31	23	±7	
<b>Experienced SH</b>	14	±3	45	32	23	±9	
<b>Not Experienced SH</b>	2	±1	43	32	25	±10	
<b>FEMALES</b>							
<b>Total</b>	8	±1	46	33	21	±6	
<b>Army</b>	7	±2	43	37	20	±8	
<b>Navy</b>	9	±2	51	32	17	±10	
<b>Marine Corps</b>	13	±7	NR	NR	5	±7	
<b>Air Force</b>	6	±2	45	22	33	±12	
<b>Enlisted</b>	8	±1	45	33	22	±7	
<b>E1 – E4</b>	10	±2	44	35	20	±10	
<b>E5 – E9</b>	6	±1	45	31	24	±10	
<b>Officers</b>	6	±2	54	30	15	±11	
<b>O1 – O3</b>	7	±2	61	26	13	±14	
<b>O4 – O6</b>	4	±2	40	43	16	±15	

Note. Percent responding are Service members who answered the question, who experienced unprofessional, gender-related behavior (Q35), and who reported the situation (Q47).

NR: Not reportable

49c. Continued	Percent Responding		Percentages			Max ME	Percentage Reporting Yes
			1	2	3		
<b>FEMALES (CONTINUED)</b>							
Experienced USC	20	±5	39	44	17	±12	
Not Experienced USC	7	±1	47	31	22	±7	
Experienced SH	17	±2	44	35	21	±7	
Not Experienced SH	3	±1	50	28	22	±12	
Deployed Past 12 Months	9	±2	54	24	22	±9	
Not Deployed Past 12 Months	7	±1	43	36	20	±8	
Army Enlisted	8	±2	42	37	20	±9	
E1 – E4	10	±3	40	37	23	±13	
Army Officers	5	±2	45	35	20	±17	
Navy Enlisted	9	±2	50	31	19	±11	
E1 – E4	10	±3	58	27	16	±15	
Navy Officers	8	±3	54	40	6	±21	
Marine Corps Enlisted	14	±8	NR	NR	4	±8	
E1 – E4	19	±12	NR	NR	3	±9	
Marine Corps Officers	7	±3	54	26	19	±15	
Air Force Enlisted	6	±2	41	24	35	±13	
E1 – E4	8	±3	41	28	32	±16	
Air Force Officers	4	±2	67	14	19	±19	
<b>MALES</b>							
Total	2	±1	43	32	26	±10	
Army	2	±1	37	27	35	±19	
Navy	3	±1	44	37	19	±18	
Marine Corps	2	±1	NR	20	32	±20	
Air Force	1	±1	46	37	16	±19	
Enlisted	2	±1	43	32	26	±11	
E1 – E4	3	±1	43	36	21	±17	
E5 – E9	2	±1	42	27	31	±13	
Officers	1	±1	44	29	27	±13	
O1 – O3	1	±1	31	28	41	±21	
O4 – O6	1	±1	54	31	15	±17	
Experienced USC	15	±8	26	NR	NR	±25	
Not Experienced USC	2	±1	45	31	25	±11	
Experienced SH	12	±4	46	29	25	±18	
Not Experienced SH	1	±1	41	33	26	±12	
Deployed Past 12 Months	2	±1	39	34	27	±16	
Not Deployed Past 12 Months	2	±1	45	30	25	±13	
Army Enlisted	2	±1	37	27	36	±21	
E1 – E4	2	±2	NR	NR	NR		
Army Officers	1	±1	46	33	21	±20	
Navy Enlisted	3	±2	44	37	19	±18	
E1 – E4	5	±3	NR	NR	18	±23	
Navy Officers	1	±1	NR	NR	19	±24	
Marine Corps Enlisted	2	±1	NR	20	29	±21	
E1 – E4	2	±2	NR	NR	NR		
Marine Corps Officers	1	±2	NR	NR	NR		
Air Force Enlisted	1	±1	NR	38	14	±23	
E1 – E4	2	±2	NR	NR	NR		
Air Force Officers	1	±1	42	33	25	±21	

NR: Not reportable

**49. What actions were taken in response to your discussing/reporting the situation?****d. You were encouraged to drop the complaint.**

1. Yes

2. No

3. Don't know

	Percent Responding		Percentages			Max ME	Percentage Reporting Yes
			1	2	3		
<b>TOTAL</b>	3	±1	25	62	13	±7	
<b>Army</b>	3	±1	22	65	13	±11	
<b>Navy</b>	4	±1	28	59	13	±12	
<b>Marine Corps</b>	2	±1	23	55	22	±19	
<b>Air Force</b>	2	±1	26	65	9	±12	
<b>PAYGRADE</b>							
<b>Enlisted</b>	3	±1	26	61	13	±7	
<b>E1 – E4</b>	4	±1	25	62	12	±11	
E1 – E3	4	±2	22	64	13	±17	
E4	3	±1	29	60	11	±13	
<b>E5 – E9</b>	2	±1	27	59	14	±9	
E5 – E6	3	±1	28	56	16	±10	
E7 – E9	2	±1	22	75	3	±13	
<b>Officers</b>	2	±1	16	71	13	±8	
<b>W1 – W5</b>	1	±1	12	NR	NR	±21	
<b>O1 – O3</b>	2	±1	19	67	14	±12	
<b>O4 – O6</b>	2	±1	12	78	10	±11	
<b>DEPLOYMENT</b>							
<b>Deployed Past 12 Months</b>	3	±1	18	64	18	±11	
<b>Not Deployed Past 12 Months</b>	3	±1	29	61	11	±8	
<b>RACE/ETHNICITY</b>							
<b>Non-Hispanic White</b>	3	±1	26	63	11	±8	
<b>Total Minority</b>	3	±1	24	61	15	±10	
Non-Hispanic Black	3	±1	20	65	15	±15	
Hispanic	3	±1	24	60	16	±17	
<b>EXPERIENCED BEHAVIORS</b>							
<b>Experienced USC</b>	17	±5	38	45	17	±17	
<b>Not Experienced USC</b>	2	±1	22	66	12	±7	
<b>Experienced SH</b>	14	±3	24	63	12	±8	
<b>Not Experienced SH</b>	2	±1	26	60	14	±10	
<b>FEMALES</b>							
<b>Total</b>	8	±1	23	67	10	±6	
<b>Army</b>	7	±2	29	65	7	±8	
<b>Navy</b>	9	±2	24	66	10	±10	
<b>Marine Corps</b>	13	±7	16	NR	NR	±17	
<b>Air Force</b>	6	±2	16	73	11	±10	
<b>Enlisted</b>	8	±1	22	67	11	±7	
<b>E1 – E4</b>	10	±2	20	69	12	±10	
<b>E5 – E9</b>	6	±1	27	65	9	±9	
<b>Officers</b>	6	±2	24	68	8	±11	
<b>O1 – O3</b>	7	±2	24	71	4	±15	
<b>O4 – O6</b>	4	±2	22	63	14	±16	

Note. Percent responding are Service members who answered the question, who experienced unprofessional, gender-related behavior (Q35), and who reported the situation (Q47).

NR: Not reportable

49d. Continued	Percent Responding		Percentages			Max ME	Percentage Reporting Yes
			1	2	3		
<b>FEMALES (CONTINUED)</b>							
Experienced USC	20	±5	36	55	9	±12	
Not Experienced USC	7	±1	20	70	11	±7	
Experienced SH	17	±2	26	63	11	±7	
Not Experienced SH	3	±1	15	78	8	±9	
Deployed Past 12 Months	9	±2	20	67	13	±9	
Not Deployed Past 12 Months	7	±1	24	67	9	±7	
Army Enlisted	8	±2	29	65	6	±9	
E1 – E4	10	±3	24	71	4	±12	
Army Officers	5	±2	23	63	13	±17	
Navy Enlisted	9	±2	24	66	11	±11	
E1 – E4	9	±3	27	61	12	±16	
Navy Officers	8	±3	NR	70	3	±24	
Marine Corps Enlisted	14	±8	15	NR	NR	±18	
E1 – E4	19	±12	13	NR	NR	±21	
Marine Corps Officers	7	±3	21	73	7	±16	
Air Force Enlisted	6	±2	15	74	11	±11	
E1 – E4	8	±3	10	77	13	±13	
Air Force Officers	4	±2	22	71	7	±20	
<b>MALES</b>							
Total	2	±1	27	58	15	±10	
Army	2	±1	18	66	17	±17	
Navy	3	±1	31	55	15	±18	
Marine Corps	2	±1	28	51	22	±20	
Air Force	1	±1	37	56	7	±19	
Enlisted	2	±1	28	57	15	±11	
E1 – E4	3	±1	30	58	13	±17	
E5 – E9	2	±1	27	56	17	±12	
Officers	1	±1	8	74	18	±13	
O1 – O3	1	±1	10	61	29	±22	
O4 – O6	1	±1	6	86	8	±15	
Experienced USC	15	±8	NR	NR	NR		
Not Experienced USC	2	±1	23	64	13	±11	
Experienced SH	12	±4	23	63	14	±17	
Not Experienced SH	1	±1	29	56	15	±12	
Deployed Past 12 Months	2	±1	17	63	20	±15	
Not Deployed Past 12 Months	2	±1	32	56	12	±13	
Army Enlisted	2	±1	18	66	16	±18	
E1 – E4	2	±2	NR	NR	NR		
Army Officers	1	±1	8	70	22	±21	
Navy Enlisted	3	±2	31	54	15	±18	
E1 – E4	5	±3	NR	NR	18	±23	
Navy Officers	1	±1	NR	NR	NR		
Marine Corps Enlisted	2	±1	29	NR	20	±22	
E1 – E4	2	±2	NR	NR	NR		
Marine Corps Officers	1	±2	NR	NR	NR		
Air Force Enlisted	1	±1	NR	NR	NR		
E1 – E4	2	±2	NR	NR	NR		
Air Force Officers	1	±1	NR	86	14	±22	

NR: Not reportable

**49. What actions were taken in response to your discussing/reporting the situation?**

**e. Your complaint was discounted or not taken seriously.**

1. Yes

2. No

3. Don't know

	Percent Responding		Percentages			Max ME	Percentage Reporting Yes
			1	2	3		
<b>TOTAL</b>	3	±1	35	44	21	±7	
<b>Army</b>	3	±1	33	45	22	±12	
<b>Navy</b>	4	±1	39	41	21	±12	
<b>Marine Corps</b>	2	±1	26	46	27	±19	
<b>Air Force</b>	2	±1	36	48	16	±11	
<b>PAYGRADE</b>							
<b>Enlisted</b>	3	±1	36	43	21	±7	
<b>E1 – E4</b>	4	±1	36	46	19	±11	
E1 – E3	4	±2	34	49	16	±17	
E4	3	±1	37	42	21	±13	
<b>E5 – E9</b>	2	±1	35	40	24	±9	
E5 – E6	3	±1	36	37	27	±10	
E7 – E9	2	±1	30	59	11	±13	
<b>Officers</b>	2	±1	28	55	17	±8	
<b>W1 – W5</b>	1	±1	25	NR	NR	±22	
<b>O1 – O3</b>	2	±1	29	53	18	±12	
<b>O4 – O6</b>	2	±1	26	60	14	±12	
<b>DEPLOYMENT</b>							
<b>Deployed Past 12 Months</b>	3	±1	32	45	23	±11	
<b>Not Deployed Past 12 Months</b>	3	±1	36	44	20	±8	
<b>RACE/ETHNICITY</b>							
<b>Non-Hispanic White</b>	3	±1	33	45	22	±8	
<b>Total Minority</b>	3	±1	36	45	20	±10	
Non-Hispanic Black	3	±1	32	50	18	±15	
Hispanic	3	±1	35	44	21	±16	
<b>EXPERIENCED BEHAVIORS</b>							
<b>Experienced USC</b>	16	±5	43	37	20	±17	
<b>Not Experienced USC</b>	2	±1	33	47	21	±7	
<b>Experienced SH</b>	14	±3	36	49	15	±9	
<b>Not Experienced SH</b>	1	±1	34	40	27	±10	
<b>FEMALES</b>							
<b>Total</b>	8	±1	36	49	15	±6	
<b>Army</b>	7	±2	42	42	16	±8	
<b>Navy</b>	9	±2	34	50	16	±10	
<b>Marine Corps</b>	13	±7	NR	NR	5	±8	
<b>Air Force</b>	6	±2	30	54	16	±12	
<b>Enlisted</b>	8	±1	37	49	15	±7	
<b>E1 – E4</b>	10	±2	34	52	14	±9	
<b>E5 – E9</b>	6	±1	40	44	16	±9	
<b>Officers</b>	6	±2	32	53	15	±11	
<b>O1 – O3</b>	7	±2	29	57	14	±14	
<b>O4 – O6</b>	4	±2	38	45	16	±17	

Note. Percent responding are Service members who answered the question, who experienced unprofessional, gender-related behavior (Q35), and who reported the situation (Q47).

NR: Not reportable

49e. Continued	Percent Responding		Percentages			Max ME	Percentage Reporting Yes
			1	2	3		
<b>FEMALES (CONTINUED)</b>							
Experienced USC	20	±5	43	42	15	±13	
Not Experienced USC	7	±1	34	51	15	±7	
Experienced SH	17	±2	39	46	15	±7	
Not Experienced SH	3	±1	26	59	15	±11	
Deployed Past 12 Months	9	±2	30	52	18	±9	
Not Deployed Past 12 Months	7	±1	38	48	13	±8	
Army Enlisted	8	±2	43	42	15	±9	
E1 – E4	10	±3	37	46	17	±12	
Army Officers	5	±2	37	44	20	±17	
Navy Enlisted	9	±2	34	48	18	±11	
E1 – E4	10	±3	39	45	16	±16	
Navy Officers	8	±3	37	59	3	±22	
Marine Corps Enlisted	14	±8	NR	NR	4	±8	
E1 – E4	19	±12	NR	NR	3	±9	
Marine Corps Officers	7	±3	37	45	19	±16	
Air Force Enlisted	6	±2	32	53	15	±13	
E1 – E4	8	±3	25	61	14	±16	
Air Force Officers	4	±2	19	59	22	±20	
<b>MALES</b>							
Total	2	±1	34	41	25	±10	
Army	2	±1	27	47	25	±18	
Navy	3	±1	41	36	23	±18	
Marine Corps	2	±1	21	39	40	±22	
Air Force	1	±1	42	42	16	±21	
Enlisted	2	±1	35	40	25	±11	
E1 – E4	2	±1	37	41	22	±18	
E5 – E9	2	±1	33	38	29	±13	
Officers	1	±1	24	58	18	±13	
O1 – O3	1	±1	29	46	25	±21	
O4 – O6	1	±1	20	68	12	±16	
Experienced USC	14	±8	NR	NR	NR		
Not Experienced USC	2	±1	32	43	25	±11	
Experienced SH	12	±4	31	53	16	±17	
Not Experienced SH	1	±1	36	34	30	±12	
Deployed Past 12 Months	2	±1	34	41	25	±16	
Not Deployed Past 12 Months	2	±1	34	41	24	±13	
Army Enlisted	2	±1	27	47	26	±19	
E1 – E4	2	±2	NR	NR	NR		
Army Officers	1	±1	34	50	15	±20	
Navy Enlisted	3	±2	42	35	24	±18	
E1 – E4	5	±3	NR	NR	24	±25	
Navy Officers	1	±1	NR	NR	NR		
Marine Corps Enlisted	2	±1	23	36	NR	±22	
E1 – E4	2	±2	NR	NR	NR		
Marine Corps Officers	1	±2	NR	NR	NR		
Air Force Enlisted	1	±1	NR	37	NR	±21	
E1 – E4	2	±2	NR	NR	NR		
Air Force Officers	1	±1	24	61	15	±22	

NR: Not reportable

**49. What actions were taken in response to your discussing/reporting the situation?**

**f. The rules on harassment were explained to everyone in the unit/office/place where the problem had occurred.**

1. Yes

2. No

3. Don't know

	Percent Responding		Percentages			Max ME	Percentage Reporting Yes
			1	2	3		
<b>TOTAL</b>	3	±1	51	33	16	±7	
<b>Army</b>	3	±1	55	29	16	±11	
<b>Navy</b>	4	±1	54	27	19	±12	
<b>Marine Corps</b>	2	±1	53	37	10	±17	
<b>Air Force</b>	2	±1	39	45	16	±11	
<b>PAYGRADE</b>							
<b>Enlisted</b>	3	±1	53	31	16	±7	
<b>E1 – E4</b>	4	±1	55	31	14	±11	
E1 – E3	4	±2	60	26	13	±17	
E4	3	±1	51	35	14	±13	
<b>E5 – E9</b>	2	±1	49	31	19	±9	
E5 – E6	3	±1	48	30	22	±10	
E7 – E9	2	±1	57	37	6	±13	
<b>Officers</b>	2	±1	36	46	18	±8	
<b>W1 – W5</b>	1	±1	NR	13	NR	±18	
<b>O1 – O3</b>	2	±1	35	50	16	±11	
<b>O4 – O6</b>	2	±1	37	44	19	±12	
<b>DEPLOYMENT</b>							
<b>Deployed Past 12 Months</b>	3	±1	51	30	20	±11	
<b>Not Deployed Past 12 Months</b>	3	±1	51	34	15	±8	
<b>RACE/ETHNICITY</b>							
<b>Non-Hispanic White</b>	3	±1	51	34	15	±8	
<b>Total Minority</b>	3	±1	53	29	18	±10	
Non-Hispanic Black	3	±1	55	26	19	±16	
Hispanic	3	±1	50	34	16	±18	
<b>EXPERIENCED BEHAVIORS</b>							
<b>Experienced USC</b>	17	±5	53	25	22	±16	
<b>Not Experienced USC</b>	2	±1	50	35	15	±7	
<b>Experienced SH</b>	15	±3	54	32	14	±9	
<b>Not Experienced SH</b>	2	±1	48	33	19	±10	
<b>FEMALES</b>							
<b>Total</b>	8	±1	51	36	14	±6	
<b>Army</b>	8	±2	60	30	11	±8	
<b>Navy</b>	9	±2	55	30	16	±10	
<b>Marine Corps</b>	13	±7	NR	NR	6	±8	
<b>Air Force</b>	6	±2	37	44	18	±11	
<b>Enlisted</b>	8	±1	53	34	13	±7	
<b>E1 – E4</b>	10	±2	56	33	11	±10	
<b>E5 – E9</b>	6	±1	49	35	16	±9	
<b>Officers</b>	6	±2	34	49	16	±11	
<b>O1 – O3</b>	7	±2	34	52	15	±13	
<b>O4 – O6</b>	4	±2	37	45	19	±15	

Note. Percent responding are Service members who answered the question, who experienced unprofessional, gender-related behavior (Q35), and who reported the situation (Q47).

NR: Not reportable



49f. Continued	Percent Responding		Percentages			Max ME	Percentage Reporting Yes
			1	2	3		
<b>FEMALES (CONTINUED)</b>							
Experienced USC	20	±5	53	30	16	±12	
Not Experienced USC	7	±1	49	38	13	±7	
Experienced SH	17	±2	51	36	12	±7	
Not Experienced SH	3	±1	49	34	17	±12	
Deployed Past 12 Months	9	±2	55	27	18	±9	
Not Deployed Past 12 Months	7	±1	49	39	12	±8	
Army Enlisted	8	±2	61	29	10	±9	
E1 – E4	11	±3	64	27	8	±12	
Army Officers	5	±2	52	34	14	±17	
Navy Enlisted	9	±2	60	24	16	±11	
E1 – E4	10	±3	65	19	15	±15	
Navy Officers	8	±3	23	64	14	±19	
Marine Corps Enlisted	14	±8	NR	NR	5	±8	
E1 – E4	19	±12	NR	NR	3	±8	
Marine Corps Officers	7	±3	36	38	26	±16	
Air Force Enlisted	6	±2	40	43	18	±13	
E1 – E4	8	±3	43	39	17	±17	
Air Force Officers	4	±2	25	53	21	±22	
<b>MALES</b>							
Total	2	±1	51	31	18	±10	
Army	2	±1	51	29	20	±17	
Navy	3	±1	53	26	21	±17	
Marine Corps	2	±1	59	28	12	±20	
Air Force	1	±1	40	46	14	±18	
Enlisted	2	±1	52	29	18	±11	
E1 – E4	3	±1	55	30	16	±16	
E5 – E9	2	±1	50	29	21	±13	
Officers	1	±1	38	43	19	±13	
O1 – O3	1	±1	36	47	17	±21	
O4 – O6	1	±1	37	43	20	±16	
Experienced USC	15	±8	NR	20	NR	±24	
Not Experienced USC	2	±1	51	33	17	±11	
Experienced SH	12	±4	58	26	16	±17	
Not Experienced SH	1	±1	48	33	19	±12	
Deployed Past 12 Months	2	±1	49	31	20	±16	
Not Deployed Past 12 Months	2	±1	53	30	17	±12	
Army Enlisted	2	±1	52	29	19	±19	
E1 – E4	2	±2	NR	NR	NR		
Army Officers	1	±1	47	31	22	±20	
Navy Enlisted	3	±2	54	25	21	±17	
E1 – E4	5	±3	NR	22	25	±24	
Navy Officers	1	±1	NR	NR	12	±24	
Marine Corps Enlisted	2	±1	63	28	10	±22	
E1 – E4	2	±2	NR	NR	NR		
Marine Corps Officers	1	±2	NR	NR	NR		
Air Force Enlisted	1	±1	42	NR	14	±22	
E1 – E4	2	±2	NR	NR	NR		
Air Force Officers	1	±1	32	54	14	±21	

NR: Not reportable

**49. What actions were taken in response to your discussing/reporting the situation?****g. The situation was/is being corrected.**

1. Yes

2. No

3. Don't know

	Percent Responding		Percentages			Max ME	Percentage Reporting Yes
			1	2	3		
<b>TOTAL</b>	3	±1	43	32	25	±7	
<b>Army</b>	3	±1	38	37	25	±12	
<b>Navy</b>	4	±1	51	28	21	±12	
<b>Marine Corps</b>	2	±1	36	35	29	±18	
<b>Air Force</b>	2	±1	40	30	29	±12	
<b>PAYGRADE</b>							
<b>Enlisted</b>	3	±1	43	32	25	±7	
<b>E1 – E4</b>	4	±1	46	32	22	±11	
E1 – E3	4	±2	50	28	22	±17	
E4	3	±1	42	36	22	±13	
<b>E5 – E9</b>	2	±1	40	32	29	±9	
E5 – E6	3	±1	37	32	31	±11	
E7 – E9	2	±1	54	30	15	±14	
<b>Officers</b>	2	±1	38	36	26	±8	
<b>W1 – W5</b>	1	±1	NR	24	NR	±21	
<b>O1 – O3</b>	2	±1	36	36	27	±12	
<b>O4 – O6</b>	2	±1	41	37	22	±12	
<b>DEPLOYMENT</b>							
<b>Deployed Past 12 Months</b>	3	±1	41	33	26	±11	
<b>Not Deployed Past 12 Months</b>	3	±1	43	32	25	±8	
<b>RACE/ETHNICITY</b>							
<b>Non-Hispanic White</b>	3	±1	42	34	24	±9	
<b>Total Minority</b>	3	±1	45	28	27	±10	
Non-Hispanic Black	3	±1	46	32	22	±17	
Hispanic	3	±1	39	30	31	±18	
<b>EXPERIENCED BEHAVIORS</b>							
<b>Experienced USC</b>	17	±5	41	31	29	±16	
<b>Not Experienced USC</b>	2	±1	42	33	25	±7	
<b>Experienced SH</b>	15	±3	43	33	24	±9	
<b>Not Experienced SH</b>	2	±1	42	32	26	±10	
<b>FEMALES</b>							
<b>Total</b>	8	±1	44	35	21	±6	
<b>Army</b>	8	±2	36	41	22	±8	
<b>Navy</b>	9	±2	48	35	18	±10	
<b>Marine Corps</b>	13	±7	NR	NR	8	±10	
<b>Air Force</b>	6	±2	45	27	28	±12	
<b>Enlisted</b>	8	±1	44	35	20	±7	
<b>E1 – E4</b>	10	±2	48	35	17	±9	
<b>E5 – E9</b>	6	±1	39	36	25	±9	
<b>Officers</b>	6	±2	39	35	26	±11	
<b>O1 – O3</b>	7	±2	44	32	23	±14	
<b>O4 – O6</b>	4	±2	27	43	30	±15	

Note. Percent responding are Service members who answered the question, who experienced unprofessional, gender-related behavior (Q35), and who reported the situation (Q47).

NR: Not reportable

49g. Continued	Percent Responding		Percentages			Max ME	Percentage Reporting Yes
			1	2	3		
<b>FEMALES (CONTINUED)</b>							
Experienced USC	20	±5	43	37	20	±12	
Not Experienced USC	7	±1	43	35	21	±7	
Experienced SH	17	±2	40	37	23	±7	
Not Experienced SH	3	±1	53	31	16	±11	
Deployed Past 12 Months	9	±2	47	29	24	±9	
Not Deployed Past 12 Months	7	±1	42	38	20	±8	
Army Enlisted	8	±2	38	41	21	±9	
E1 – E4	11	±3	37	43	20	±12	
Army Officers	5	±2	28	42	31	±18	
Navy Enlisted	9	±2	48	34	18	±11	
E1 – E4	10	±3	53	31	16	±16	
Navy Officers	8	±3	46	35	19	±21	
Marine Corps Enlisted	14	±8	NR	NR	7	±10	
E1 – E4	19	±12	NR	NR	5	±11	
Marine Corps Officers	7	±3	30	48	23	±16	
Air Force Enlisted	6	±2	45	27	28	±13	
E1 – E4	8	±3	56	23	21	±16	
Air Force Officers	4	±2	46	26	29	±20	
<b>MALES</b>							
Total	2	±1	42	30	28	±10	
Army	2	±1	39	34	27	±19	
Navy	3	±1	52	25	23	±16	
Marine Corps	2	±1	27	33	40	±22	
Air Force	1	±1	35	34	31	±21	
Enlisted	2	±1	42	30	28	±11	
E1 – E4	3	±1	44	30	26	±17	
E5 – E9	2	±1	40	29	30	±13	
Officers	1	±1	38	37	26	±13	
O1 – O3	1	±1	22	43	35	±21	
O4 – O6	1	±1	49	33	18	±16	
Experienced USC	15	±8	NR	26	NR	±24	
Not Experienced USC	2	±1	42	31	27	±11	
Experienced SH	12	±4	47	27	27	±17	
Not Experienced SH	1	±1	39	32	28	±12	
Deployed Past 12 Months	2	±1	39	34	27	±16	
Not Deployed Past 12 Months	2	±1	44	28	28	±13	
Army Enlisted	2	±1	40	33	27	±20	
E1 – E4	2	±2	NR	NR	NR		
Army Officers	1	±1	32	46	21	±20	
Navy Enlisted	3	±2	52	25	23	±17	
E1 – E4	5	±3	NR	22	20	±24	
Navy Officers	1	±1	NR	NR	NR		
Marine Corps Enlisted	2	±1	29	31	NR	±22	
E1 – E4	2	±2	NR	NR	NR		
Marine Corps Officers	1	±2	NR	NR	NR		
Air Force Enlisted	1	±1	33	34	NR	±22	
E1 – E4	2	±2	NR	NR	NR		
Air Force Officers	1	±1	40	36	23	±21	

NR: Not reportable

**49. What actions were taken in response to your discussing/reporting the situation?**

**h. Some action was/is being taken against the person(s) who bothered you.**

1. Yes

2. No

3. Don't know

	Percent Responding		Percentages			Max ME	Percentage Reporting Yes
			1	2	3		
<b>TOTAL</b>	3	±1	31	45	24	±7	
<b>Army</b>	3	±1	32	44	25	±13	
<b>Navy</b>	4	±1	38	43	19	±12	
<b>Marine Corps</b>	2	±1	22	46	32	±19	
<b>Air Force</b>	2	±1	23	51	26	±11	
<b>PAYGRADE</b>							
<b>Enlisted</b>	3	±1	32	43	24	±8	
<b>E1 – E4</b>	4	±1	37	42	21	±12	
E1 – E3	4	±2	44	39	17	±18	
E4	3	±1	30	44	26	±13	
<b>E5 – E9</b>	2	±1	27	45	28	±9	
E5 – E6	3	±1	26	45	29	±10	
E7 – E9	2	±1	31	46	23	±13	
<b>Officers</b>	2	±1	22	59	19	±8	
<b>W1 – W5</b>	1	±1	13	NR	NR	±14	
<b>O1 – O3</b>	2	±1	24	58	18	±12	
<b>O4 – O6</b>	2	±1	20	61	19	±12	
<b>DEPLOYMENT</b>							
<b>Deployed Past 12 Months</b>	3	±1	31	46	23	±11	
<b>Not Deployed Past 12 Months</b>	3	±1	31	44	24	±9	
<b>RACE/ETHNICITY</b>							
<b>Non-Hispanic White</b>	3	±1	28	50	21	±9	
<b>Total Minority</b>	3	±1	37	35	28	±11	
Non-Hispanic Black	3	±1	38	33	30	±17	
Hispanic	3	±1	34	38	29	±16	
<b>EXPERIENCED BEHAVIORS</b>							
<b>Experienced USC</b>	17	±5	27	48	25	±16	
<b>Not Experienced USC</b>	2	±1	31	45	24	±8	
<b>Experienced SH</b>	14	±3	33	46	21	±9	
<b>Not Experienced SH</b>	2	±1	30	43	27	±10	
<b>FEMALES</b>							
<b>Total</b>	8	±1	31	49	21	±6	
<b>Army</b>	7	±2	21	56	23	±8	
<b>Navy</b>	9	±2	37	46	18	±10	
<b>Marine Corps</b>	13	±7	NR	NR	7	±9	
<b>Air Force</b>	6	±2	29	45	27	±12	
<b>Enlisted</b>	8	±1	32	47	22	±7	
<b>E1 – E4</b>	10	±2	36	45	19	±10	
<b>E5 – E9</b>	6	±1	26	48	26	±10	
<b>Officers</b>	6	±2	22	61	16	±11	
<b>O1 – O3</b>	7	±2	25	62	13	±14	
<b>O4 – O6</b>	4	±2	16	61	22	±17	

Note. Percent responding are Service members who answered the question, who experienced unprofessional, gender-related behavior (Q35), and who reported the situation (Q47).

NR: Not reportable

49h. Continued	Percent Responding		Percentages			Max ME	Percentage Reporting Yes
			1	2	3		
<b>FEMALES (CONTINUED)</b>							
Experienced USC	20	±5	40	44	15	±13	
Not Experienced USC	7	±1	28	50	22	±7	
Experienced SH	17	±2	32	50	18	±7	
Not Experienced SH	3	±1	28	44	28	±12	
Deployed Past 12 Months	9	±2	34	46	21	±9	
Not Deployed Past 12 Months	7	±1	29	50	21	±8	
Army Enlisted	8	±2	23	54	23	±9	
E1 – E4	10	±3	26	49	25	±12	
Army Officers	5	±2	10	67	23	±17	
Navy Enlisted	9	±2	38	43	19	±11	
E1 – E4	10	±3	43	42	15	±16	
Navy Officers	8	±3	31	61	8	±23	
Marine Corps Enlisted	14	±8	NR	NR	7	±10	
E1 – E4	19	±12	NR	NR	4	±10	
Marine Corps Officers	7	±3	12	75	13	±15	
Air Force Enlisted	6	±2	28	43	28	±14	
E1 – E4	8	±3	32	45	23	±16	
Air Force Officers	4	±2	30	53	17	±20	
<b>MALES</b>							
Total	2	±1	32	43	26	±11	
Army	2	±1	38	36	26	±19	
Navy	3	±1	39	41	20	±18	
Marine Corps	2	±1	8	46	46	±21	
Air Force	1	±1	18	57	25	±17	
Enlisted	2	±1	33	41	26	±12	
E1 – E4	3	±1	38	39	23	±18	
E5 – E9	2	±1	27	44	29	±12	
Officers	1	±1	22	56	22	±12	
O1 – O3	1	±1	23	50	27	±21	
O4 – O6	1	±1	21	61	18	±16	
Experienced USC	15	±8	16	NR	NR	±22	
Not Experienced USC	2	±1	33	42	25	±12	
Experienced SH	12	±4	34	41	24	±19	
Not Experienced SH	1	±1	30	43	26	±13	
Deployed Past 12 Months	2	±1	30	46	24	±16	
Not Deployed Past 12 Months	2	±1	33	40	27	±14	
Army Enlisted	2	±1	40	34	26	±20	
E1 – E4	2	±2	NR	NR	NR		
Army Officers	1	±1	12	70	18	±20	
Navy Enlisted	3	±2	39	41	20	±18	
E1 – E4	5	±3	NR	NR	20	±23	
Navy Officers	1	±1	NR	NR	19	±25	
Marine Corps Enlisted	2	±1	5	NR	NR	±15	
E1 – E4	2	±2	9	NR	NR	±23	
Marine Corps Officers	1	±2	NR	NR	NR		
Air Force Enlisted	1	±1	19	57	25	±21	
E1 – E4	2	±2	NR	NR	NR		
Air Force Officers	1	±1	15	57	28	±21	

NR: Not reportable

**49. What actions were taken in response to your discussing/reporting the situation?****i. Some action was/is being taken against you.**

1. Yes

2. No

3. Don't know

	Percent Responding		Percentages			Max ME	Percentage Reporting Yes
			1	2	3		
<b>TOTAL</b>	3	±1	20	65	15	±7	■
<b>Army</b>	3	±1	15	68	18	±11	■
<b>Navy</b>	4	±1	28	57	15	±13	■
<b>Marine Corps</b>	2	±1	8	74	18	±15	■
<b>Air Force</b>	2	±1	23	68	10	±12	■
<b>PAYGRADE</b>							
<b>Enlisted</b>	3	±1	20	64	16	±7	■
<b>E1 – E4</b>	4	±1	22	69	10	±11	■
E1 – E3	4	±2	21	69	10	±19	■
E4	3	±1	22	68	10	±14	■
<b>E5 – E9</b>	2	±1	19	58	23	±9	■
E5 – E6	3	±1	19	56	25	±11	■
E7 – E9	2	±1	19	69	13	±14	■
<b>Officers</b>	2	±1	16	74	10	±8	■
<b>W1 – W5</b>	1	±1	14	NR	NR	±20	■
<b>O1 – O3</b>	2	±1	19	70	11	±12	■
<b>O4 – O6</b>	2	±1	12	82	6	±10	■
<b>DEPLOYMENT</b>							
<b>Deployed Past 12 Months</b>	3	±1	16	62	21	±11	■
<b>Not Deployed Past 12 Months</b>	3	±1	22	66	12	±8	■
<b>RACE/ETHNICITY</b>							
<b>Non-Hispanic White</b>	3	±1	24	61	14	±9	■
<b>Total Minority</b>	3	±1	14	69	17	±9	■
Non-Hispanic Black	3	±1	19	67	14	±14	■
Hispanic	3	±1	11	72	17	±18	■
<b>EXPERIENCED BEHAVIORS</b>							
<b>Experienced USC</b>	17	±5	32	45	23	±18	■
<b>Not Experienced USC</b>	2	±1	17	70	14	±7	■
<b>Experienced SH</b>	15	±3	19	66	15	±9	■
<b>Not Experienced SH</b>	2	±1	21	63	16	±10	■
<b>FEMALES</b>							
<b>Total</b>	8	±1	14	75	11	±5	■
<b>Army</b>	8	±2	17	70	12	±8	■
<b>Navy</b>	9	±2	15	76	9	±9	■
<b>Marine Corps</b>	13	±7	11	85	5	±17	■
<b>Air Force</b>	6	±2	11	76	13	±12	■
<b>Enlisted</b>	8	±1	14	74	11	±6	■
<b>E1 – E4</b>	10	±2	12	79	9	±7	■
<b>E5 – E9</b>	6	±1	17	68	15	±9	■
<b>Officers</b>	6	±2	14	78	8	±10	■
<b>O1 – O3</b>	7	±2	14	79	7	±14	■
<b>O4 – O6</b>	4	±2	13	80	7	±13	■

Note. Percent responding are Service members who answered the question, who experienced unprofessional, gender-related behavior (Q35), and who reported the situation (Q47).

NR: Not reportable

49i. Continued	Percent Responding		Percentages			Max ME	Percentage Reporting Yes
			1	2	3		
<b>FEMALES (CONTINUED)</b>							
Experienced USC	20	±5	25	66	9	±13	
Not Experienced USC	7	±1	11	77	11	±6	
Experienced SH	17	±2	16	74	10	±6	
Not Experienced SH	3	±1	10	78	12	±9	
Deployed Past 12 Months	9	±2	13	72	15	±9	
Not Deployed Past 12 Months	7	±1	15	76	9	±6	
Army Enlisted	8	±2	18	70	12	±9	
E1 – E4	11	±3	12	75	13	±12	
Army Officers	5	±2	16	70	14	±16	
Navy Enlisted	9	±2	14	75	10	±10	
E1 – E4	10	±3	21	68	11	±15	
Navy Officers	8	±3	19	78	3	±23	
Marine Corps Enlisted	14	±8	10	86	4	±18	
E1 – E4	19	±12	10	88	2	±22	
Marine Corps Officers	7	±3	18	70	12	±16	
Air Force Enlisted	6	±2	12	74	15	±14	
E1 – E4	8	±3	7	88	5	±12	
Air Force Officers	4	±2	7	88	NR	±20	
<b>MALES</b>							
Total	2	±1	24	58	18	±10	
Army	2	±1	13	66	22	±17	
Navy	3	±1	34	48	17	±18	
Marine Corps	2	±1	7	67	26	±20	
Air Force	1	±1	35	59	6	±19	
Enlisted	2	±1	24	57	18	±11	
E1 – E4	3	±1	28	61	11	±18	
E5 – E9	2	±1	20	53	27	±13	
Officers	1	±1	18	69	12	±13	
O1 – O3	1	±1	29	53	18	±22	
O4 – O6	1	±1	11	84	5	±15	
Experienced USC	15	±8	NR	26	NR	±24	
Not Experienced USC	2	±1	20	65	15	±11	
Experienced SH	12	±4	24	56	20	±17	
Not Experienced SH	1	±1	24	60	17	±12	
Deployed Past 12 Months	2	±1	18	57	25	±16	
Not Deployed Past 12 Months	2	±1	27	59	14	±13	
Army Enlisted	2	±1	12	66	22	±19	
E1 – E4	2	±2	NR	NR	NR		
Army Officers	1	±1	18	62	20	±22	
Navy Enlisted	3	±2	36	47	18	±19	
E1 – E4	5	±3	NR	NR	14	±23	
Navy Officers	1	±1	NR	88	1	±24	
Marine Corps Enlisted	2	±1	5	70	25	±21	
E1 – E4	2	±2	NR	NR	NR		
Marine Corps Officers	1	±2	NR	NR	NR		
Air Force Enlisted	1	±1	38	NR	7	±23	
E1 – E4	2	±2	NR	NR	NR		
Air Force Officers	1	±1	23	74	4	±22	

NR: Not reportable

**50. Did you formally report the situation?**

1. Yes, I formally reported the situation

2. No, I did not formally report the situation

3. No, I did not report the situation to anyone

	Percent Responding		Percentages			Max ME	Percentage Reporting Yes
			1	2	3		
<b>TOTAL</b>	33	±1	6	3	91	±2	
<b>Army</b>	35	±2	6	2	92	±2	
<b>Navy</b>	36	±2	7	4	89	±3	
<b>Marine Corps</b>	31	±3	4	4	92	±3	
<b>Air Force</b>	28	±2	5	3	92	±2	
<b>PAYGRADE</b>							
<b>Enlisted</b>	33	±2	6	3	91	±2	
<b>E1 – E4</b>	36	±3	6	5	89	±3	
E1 – E3	34	±4	6	7	87	±5	
E4	38	±3	6	3	91	±3	
<b>E5 – E9</b>	31	±2	6	2	92	±2	
E5 – E6	33	±2	6	2	92	±2	
E7 – E9	24	±2	6	2	93	±3	
<b>Officers</b>	32	±2	4	1	95	±1	
<b>W1 – W5</b>	29	±5	3	1	97	±3	
<b>O1 – O3</b>	36	±2	4	1	94	±2	
<b>O4 – O6</b>	28	±2	4	1	94	±2	
<b>DEPLOYMENT</b>							
<b>Deployed Past 12 Months</b>	34	±2	6	2	92	±2	
<b>Not Deployed Past 12 Months</b>	32	±2	5	4	91	±2	
<b>RACE/ETHNICITY</b>							
<b>Non-Hispanic White</b>	33	±2	6	3	91	±2	
<b>Total Minority</b>	33	±2	5	3	92	±2	
Non-Hispanic Black	31	±3	5	3	91	±3	
Hispanic	34	±3	6	3	91	±4	
<b>EXPERIENCED BEHAVIORS</b>							
<b>Experienced USC</b>	89	±6	8	11	81	±6	
<b>Not Experienced USC</b>	32	±1	5	2	92	±2	
<b>Experienced SH</b>	95	±2	9	6	85	±3	
<b>Not Experienced SH</b>	26	±1	4	2	94	±2	
<b>FEMALES</b>							
<b>Total</b>	58	±2	8	5	87	±2	
<b>Army</b>	63	±3	8	4	88	±2	
<b>Navy</b>	62	±3	8	6	86	±3	
<b>Marine Corps</b>	68	±8	5	14	80	±14	
<b>Air Force</b>	49	±3	8	4	88	±3	
<b>Enlisted</b>	58	±2	8	6	86	±2	
<b>E1 – E4</b>	62	±3	8	9	83	±3	
<b>E5 – E9</b>	55	±2	8	3	89	±2	
<b>Officers</b>	58	±3	7	2	90	±3	
<b>O1 – O3</b>	64	±4	8	2	90	±3	
<b>O4 – O6</b>	48	±3	7	2	91	±3	

Note. Percent responding are Service members who answered the question and who experienced unprofessional, gender-related behavior (Q35).



50. Continued	Percent Responding		Percentages			Max ME	Percentage Reporting Yes
			1	2	3		
<b>FEMALES (CONTINUED)</b>							
Experienced USC	94	±3	11	11	78	±6	■
Not Experienced USC	57	±2	8	5	88	±2	■
Experienced SH	95	±2	10	8	82	±3	■
Not Experienced SH	40	±2	5	2	92	±2	■
Deployed Past 12 Months	67	±3	9	4	87	±3	■
Not Deployed Past 12 Months	55	±2	7	6	87	±2	■
Army Enlisted	64	±3	8	5	87	±3	■
E1 – E4	66	±4	8	8	84	±4	■
Army Officers	61	±4	8	1	91	±4	■
Navy Enlisted	62	±4	9	6	85	±4	■
E1 – E4	64	±5	7	8	84	±5	■
Navy Officers	63	±5	7	6	87	±6	■
Marine Corps Enlisted	68	±9	5	16	79	±15	■
E1 – E4	72	±13	5	22	73	±20	■
Marine Corps Officers	70	±7	8	2	91	±4	■
Air Force Enlisted	48	±3	8	5	87	±4	■
E1 – E4	53	±6	10	6	84	±6	■
Air Force Officers	51	±4	8	1	91	±4	■
<b>MALES</b>							
Total	29	±2	5	2	93	±2	■
Army	30	±3	5	1	93	±3	■
Navy	32	±3	6	3	91	±4	■
Marine Corps	28	±3	4	2	94	±3	■
Air Force	23	±2	3	2	94	±3	■
Enlisted	29	±2	5	2	92	±2	■
E1 – E4	32	±3	5	3	92	±4	■
E5 – E9	27	±2	5	2	93	±2	■
Officers	27	±2	3	1	96	±1	■
O1 – O3	29	±2	2	1	97	±2	■
O4 – O6	25	±2	4	1	95	±2	■
Experienced USC	85	±9	7	11	83	±11	■
Not Experienced USC	28	±2	5	2	94	±2	■
Experienced SH	95	±3	9	4	87	±5	■
Not Experienced SH	24	±2	4	2	94	±2	■
Deployed Past 12 Months	30	±2	5	1	93	±3	■
Not Deployed Past 12 Months	27	±2	5	3	93	±2	■
Army Enlisted	30	±3	6	2	93	±4	■
E1 – E4	32	±5	5	2	93	±6	■
Army Officers	29	±3	2	0	97	±2	■
Navy Enlisted	33	±3	7	3	90	±4	■
E1 – E4	36	±6	9	6	85	±9	■
Navy Officers	28	±3	2	1	97	±2	■
Marine Corps Enlisted	29	±3	3	2	94	±4	■
E1 – E4	32	±5	3	2	95	±5	■
Marine Corps Officers	23	±4	4	2	93	±7	■
Air Force Enlisted	23	±2	3	3	94	±4	■
E1 – E4	26	±4	3	3	94	±7	■
Air Force Officers	25	±3	4	1	95	±3	■

**51. Was your complaint found to be true?**

1. Yes

2. No

3. They were unable to determine whether your complaint was true or not

	Percent Responding		Percentages			Max ME	Percentage Reporting Yes
			1	2	3		
<b>TOTAL</b>	1	±1	67	7	26	±12	
<b>Army</b>	1	±1	56	NR	29	±20	
<b>Navy</b>	1	±1	78	1	21	±24	
<b>Marine Corps</b>	1	±1	NR	4	NR	±20	
<b>Air Force</b>	1	±1	55	8	37	±21	
<b>PAYGRADE</b>							
<b>Enlisted</b>	1	±1	68	7	25	±13	
<b>E1 – E4</b>	1	±1	72	6	21	±20	
E1 – E3	2	±1	86	1	14	±16	
E4	1	±1	NR	NR	31	±24	
<b>E5 – E9</b>	1	±1	59	9	32	±18	
E5 – E6	1	±1	61	7	31	±20	
E7 – E9	0	±1	NR	NR	NR		
<b>Officers</b>	0	±1	60	5	34	±20	
<b>W1 – W5</b>	0	±1	NR	NR	NR		
<b>O1 – O3</b>	0	±1	NR	9	NR	±20	
<b>O4 – O6</b>	0	±1	86	NR	14	±20	
<b>DEPLOYMENT</b>							
<b>Deployed Past 12 Months</b>	1	±1	80	4	16	±17	
<b>Not Deployed Past 12 Months</b>	1	±1	64	8	28	±14	
<b>RACE/ETHNICITY</b>							
<b>Non-Hispanic White</b>	1	±1	67	9	24	±19	
<b>Total Minority</b>	1	±1	67	5	27	±16	
Non-Hispanic Black	1	±1	68	9	23	±22	
Hispanic	1	±1	NR	5	NR	±11	
<b>EXPERIENCED BEHAVIORS</b>							
<b>Experienced USC</b>	9	±4	84	6	9	±14	
<b>Not Experienced USC</b>	1	±1	64	8	28	±15	
<b>Experienced SH</b>	5	±2	78	3	18	±11	
<b>Not Experienced SH</b>	0	±1	54	11	34	±22	
<b>FEMALES</b>							
<b>Total</b>	3	±1	73	3	23	±12	
<b>Army</b>	2	±1	66	7	27	±15	
<b>Navy</b>	3	±1	85	3	12	±16	
<b>Marine Corps</b>	8	±7	NR	0	NR	±2	
<b>Air Force</b>	2	±1	NR	2	NR	±11	
<b>Enlisted</b>	3	±1	74	3	23	±13	
<b>E1 – E4</b>	5	±2	77	2	21	±14	
<b>E5 – E9</b>	1	±1	NR	6	NR	±12	
<b>Officers</b>	1	±1	NR	5	28	±24	
<b>O1 – O3</b>	1	±1	NR	NR	NR		
<b>O4 – O6</b>	1	±1	NR	NR	NR		

Note. Percent responding are Service members who answered the question, who experienced unprofessional, gender-related behavior (Q35), and who formally reported the situation (Q47/Q50). Respondents who marked "Does not apply, the action is still being processed" are tabulated separately.  
 NR: Not reportable

51. Continued	Percent Responding		Percentages			Max ME	Percentage Reporting Yes
			1	2	3		
<b>FEMALES (CONTINUED)</b>							
Experienced USC	8	±3	76	3	21	±18	
Not Experienced USC	2	±1	71	4	25	±15	
Experienced SH	6	±2	74	3	22	±12	
Not Experienced SH	1	±1	NR	4	NR	±11	
Deployed Past 12 Months	2	±1	77	4	20	±17	
Not Deployed Past 12 Months	3	±1	72	3	25	±15	
Army Enlisted	3	±1	67	7	26	±16	
E1 – E4	4	±2	67	3	30	±20	
Army Officers	0	±1	NR	NR	NR		
Navy Enlisted	3	±1	84	2	14	±19	
E1 – E4	5	±2	90	3	NR	±23	
Navy Officers	3	±3	NR	NR	3	±17	
Marine Corps Enlisted	9	±8	NR	NR	NR		
E1 – E4	14	±13	NR	NR	NR		
Marine Corps Officers	1	±1	NR	NR	NR		
Air Force Enlisted	2	±1	NR	2	NR	±11	
E1 – E4	2	±2	76	4	20	±24	
Air Force Officers	1	±1	NR	NR	NR		
<b>MALES</b>							
Total	1	±1	63	10	27	±18	
Army	0	±1	NR	NR	NR		
Navy	1	±1	NR	NR	NR		
Marine Corps	1	±1	NR	NR	NR		
Air Force	1	±1	NR	NR	NR		
Enlisted	1	±1	64	10	26	±19	
E1 – E4	1	±1	NR	NR	NR		
E5 – E9	0	±1	NR	10	33	±23	
Officers	0	±1	NR	NR	NR		
O1 – O3	0	±1	NR	NR	NR		
O4 – O6	0	±1	NR	NR	NR		
Experienced USC	9	±6	89	9	2	±21	
Not Experienced USC	0	±1	58	NR	31	±21	
Experienced SH	3	±3	85	4	12	±20	
Not Experienced SH	0	±1	NR	NR	36	±22	
Deployed Past 12 Months	0	±1	NR	NR	NR		
Not Deployed Past 12 Months	1	±1	57	11	31	±23	
Army Enlisted	0	±1	NR	NR	NR		
E1 – E4	1	±1	NR	NR	NR		
Army Officers	0	±1	NR	NR	5	±20	
Navy Enlisted	1	±1	NR	NR	NR		
E1 – E4	2	±2	NR	NR	NR		
Navy Officers	0	±1	NR	NR	NR		
Marine Corps Enlisted	1	±1	NR	NR	NR		
E1 – E4	1	±1	NR	NR	NR		
Marine Corps Officers	0	±1	NR	NR	NR		
Air Force Enlisted	1	±1	NR	NR	NR		
E1 – E4	1	±1	NR	NR	NR		
Air Force Officers	0	±1	NR	NR	NR		

NR: Not reportable

**51. Is the action still being processed? Constructed from Q51.**

	Percent Responding		Percentages	Max ME	Percentage Reporting Yes
			Yes		
<b>TOTAL</b>	1	±1	10	±5	■
<b>Army</b>	1	±1	11	±11	■
<b>Navy</b>	1	±1	8	±9	■
<b>Marine Corps</b>	1	±1	11	±14	■
<b>Air Force</b>	1	±1	11	±10	■
<b>PAYGRADE</b>					
<b>Enlisted</b>	1	±1	9	±5	■
<b>E1 – E4</b>	2	±1	8	±7	■
E1 – E3	2	±1	11	±11	■
E4	1	±1	5	±7	■
<b>E5 – E9</b>	1	±1	9	±8	■
E5 – E6	1	±1	7	±9	■
E7 – E9	0	±1	18	±25	■
<b>Officers</b>	0	±1	21	±17	■
<b>W1 – W5</b>	0	±1	NR		
<b>O1 – O3</b>	1	±1	NR		
<b>O4 – O6</b>	0	±1	25	±24	■
<b>DEPLOYMENT</b>					
<b>Deployed Past 12 Months</b>	1	±1	8	±8	■
<b>Not Deployed Past 12 Months</b>	1	±1	10	±6	■
<b>RACE/ETHNICITY</b>					
<b>Non-Hispanic White</b>	1	±1	7	±6	■
<b>Total Minority</b>	1	±1	14	±9	■
Non-Hispanic Black	1	±1	9	±11	■
Hispanic	1	±1	18	±18	■
<b>EXPERIENCED BEHAVIORS</b>					
<b>Experienced USC</b>	9	±4	9	±12	■
<b>Not Experienced USC</b>	1	±1	10	±6	■
<b>Experienced SH</b>	6	±2	14	±8	■
<b>Not Experienced SH</b>	0	±1	4	±5	■
<b>FEMALES</b>					
<b>Total</b>	3	±1	17	±8	■
<b>Army</b>	3	±1	19	±15	■
<b>Navy</b>	4	±2	19	±15	■
<b>Marine Corps</b>	10	±7	12	±24	■
<b>Air Force</b>	2	±1	18	±17	■
<b>Enlisted</b>	3	±1	18	±9	■
<b>E1 – E4</b>	5	±2	16	±10	■
<b>E5 – E9</b>	2	±1	21	±17	■
<b>Officers</b>	1	±1	15	±17	■
<b>O1 – O3</b>	2	±1	10	±24	■
<b>O4 – O6</b>	1	±1	NR		

Note. Percent responding are Service members who answered the question, who experienced unprofessional, gender-related behavior (Q35), and who formally reported the situation (Q47/Q50). Respondents who marked "Does not apply, the action is still being processed" to Q51 are included in the "Yes" category.  
NR: Not reportable

51. Continued	Percent Responding		Percentages	Max ME	Percentage Reporting Yes
			Yes		
<b>FEMALES (CONTINUED)</b>					
Experienced USC	10	±4	21	±19	■
Not Experienced USC	3	±1	17	±9	■
Experienced SH	8	±2	18	±9	■
Not Experienced SH	1	±1	15	±17	■
Deployed Past 12 Months	3	±1	12	±12	■
Not Deployed Past 12 Months	3	±1	19	±10	■
Army Enlisted	3	±1	18	±16	■
E1 – E4	5	±2	22	±20	■
Army Officers	1	±1	NR		
Navy Enlisted	4	±2	20	±17	■
E1 – E4	5	±3	12	±20	■
Navy Officers	4	±3	12	±20	■
Marine Corps Enlisted	11	±8	NR		
E1 – E4	16	±13	NR		
Marine Corps Officers	1	±1	NR		
Air Force Enlisted	2	±1	19	±18	■
E1 – E4	3	±2	20	±24	■
Air Force Officers	1	±1	NR		
<b>MALES</b>					
Total	1	±1	3	±4	■
Army	0	±1	1	±8	
Navy	1	±1	NR		
Marine Corps	1	±1	9	±22	■
Air Force	1	±1	4	±14	■
Enlisted	1	±1	1	±4	
E1 – E4	1	±1	NR		
E5 – E9	0	±1	2	±9	■
Officers	0	±1	NR		
O1 – O3	0	±1	NR		
O4 – O6	0	±1	NR		
Experienced USC	9	±6	NR		
Not Experienced USC	0	±1	4	±6	■
Experienced SH	4	±3	6	±12	■
Not Experienced SH	0	±1	1	±4	
Deployed Past 12 Months	0	±1	4	±13	■
Not Deployed Past 12 Months	1	±1	2	±5	■
Army Enlisted	0	±1	NR		
E1 – E4	1	±1	NR		
Army Officers	0	±1	NR		
Navy Enlisted	1	±1	NR		
E1 – E4	2	±2	NR		
Navy Officers	0	±1	NR		
Marine Corps Enlisted	1	±1	NR		
E1 – E4	1	±1	NR		
Marine Corps Officers	1	±1	NR		
Air Force Enlisted	1	±1	NR		
E1 – E4	1	±1	NR		
Air Force Officers	0	±1	NR		

NR: Not reportable

**52. How satisfied were/are you with the outcome of your complaint?**1. Very dissatisfied  
4. Satisfied2. Dissatisfied  
5. Very satisfied

3. Neither satisfied nor dissatisfied

	Percent Responding		Percentages					Max ME	Average Satisfaction		
			1	2	3	4	5				
<b>TOTAL</b>	1	±1	31	16	18	19	16	±13	2.7	±0.4	
<b>Army</b>	1	±1	37	4	NR	18	13	±20	2.7	±0.5	
<b>Navy</b>	1	±1	24	NR	17	19	NR	±23	2.9	±0.7	
<b>Marine Corps</b>	1	±1	NR	10	NR	NR	6	±20	NR		
<b>Air Force</b>	1	±1	31	NR	10	9	21	±21	2.6	±0.6	
<b>PAYGRADE</b>											
<b>Enlisted</b>	1	±1	30	17	18	20	15	±14	2.7	±0.4	
<b>E1 – E4</b>	1	±1	26	17	22	22	13	±20	2.8	±0.5	
E1 – E3	2	±1	25	NR	18	16	NR	±24	2.7	±0.8	
E4	1	±1	27	8	NR	30	9	±24	2.9	±0.5	
<b>E5 – E9</b>	1	±1	39	16	10	14	20	±17	2.6	±0.6	
E5 – E6	1	±1	40	17	11	14	18	±20	2.5	±0.6	
E7 – E9	0	±1	NR	NR	NR	NR	NR		NR		
<b>Officers</b>	0	±1	34	13	17	15	21	±21	2.7	±0.6	
<b>W1 – W5</b>	0	±1	NR	NR	NR	NR	NR		NR		
<b>O1 – O3</b>	0	±1	NR	NR	NR	NR	14	±23	2.4	±0.8	
<b>O4 – O6</b>	0	±1	NR	3	8	NR	NR	±17	NR		
<b>DEPLOYMENT</b>											
<b>Deployed Past 12 Months</b>	1	±1	33	6	19	28	13	±20	2.8	±0.6	
<b>Not Deployed Past 12 Months</b>	1	±1	30	19	17	17	17	±16	2.7	±0.4	
<b>RACE/ETHNICITY</b>											
<b>Non-Hispanic White</b>	1	±1	26	21	21	20	12	±20	2.7	±0.4	
<b>Total Minority</b>	1	±1	33	9	15	20	23	±23	2.9	±0.6	
Non-Hispanic Black	1	±1	27	1	NR	NR	20	±22	3.2	±0.6	
Hispanic	1	±1	NR	13	NR	8	6	±19	1.9	±0.6	
<b>EXPERIENCED BEHAVIORS</b>											
<b>Experienced USC</b>	9	±4	41	NR	3	18	18	±22	2.5	±0.6	
<b>Not Experienced USC</b>	1	±1	29	16	24	16	15	±16	2.7	±0.4	
<b>Experienced SH</b>	5	±2	37	18	19	19	7	±20	2.4	±0.4	
<b>Not Experienced SH</b>	0	±1	23	15	16	19	27	±21	3.1	±0.6	
<b>FEMALES</b>											
<b>Total</b>	3	±1	38	12	16	21	12	±13	2.6	±0.4	
<b>Army</b>	2	±1	52	5	12	17	13	±16	2.3	±0.5	
<b>Navy</b>	3	±1	32	15	14	23	17	±18	2.8	±0.5	
<b>Marine Corps</b>	8	±7	NR	4	NR	NR	2	±12	NR		
<b>Air Force</b>	2	±1	25	NR	21	13	14	±19	2.6	±0.5	
<b>Enlisted</b>	3	±1	36	12	17	22	12	±14	2.6	±0.4	
E1 – E4	5	±2	36	7	19	26	11	±18	2.7	±0.5	
E5 – E9	1	±1	37	NR	10	11	14	±19	2.4	±0.5	
<b>Officers</b>	1	±1	NR	NR	6	NR	18	±24	2.3	±0.8	
O1 – O3	1	±1	NR	NR	1	NR	NR	±5	NR		
O4 – O6	1	±1	NR	NR	NR	NR	NR		NR		

Note. Percent responding are Service members who answered the question, who experienced unprofessional, gender-related behavior (Q35), who formally reported the situation (Q47/Q50), and who had completed the complaint process (Q51).

NR: Not reportable

52. Continued	Percent Responding		Percentages					Max ME	Average Satisfaction		
			1	2	3	4	5				
<b>FEMALES (CONTINUED)</b>											
Experienced USC	8	±3	59	4	9	16	13	±17	2.2	±0.6	
Not Experienced USC	2	±1	33	15	18	24	11	±17	2.7	±0.4	
Experienced SH	6	±2	42	14	15	21	8	±16	2.4	±0.4	
Not Experienced SH	1	±1	21	NR	NR	22	30	±23	3.4	±0.6	
Deployed Past 12 Months	2	±1	37	6	22	21	14	±18	2.7	±0.5	
Not Deployed Past 12 Months	3	±1	38	14	14	22	12	±17	2.5	±0.4	
Army Enlisted	3	±1	51	6	12	17	14	±17	2.4	±0.5	
E1 – E4	4	±2	45	3	16	23	12	±21	2.6	±0.6	
Army Officers	0	±1	NR	NR	NR	NR	NR		NR		
Navy Enlisted	3	±1	27	18	17	24	15	±19	2.8	±0.6	
E1 – E4	5	±2	28	15	15	28	13	±24	2.8	±0.6	
Navy Officers	3	±3	NR	3	NR	NR	NR	±17	NR		
Marine Corps Enlisted	9	±8	NR	4	NR	NR	2	±13	NR		
E1 – E4	14	±13	NR	4	NR	NR	2	±13	NR		
Marine Corps Officers	1	±1	NR	NR	NR	NR	NR		NR		
Air Force Enlisted	2	±1	26	NR	22	14	14	±20	2.7	±0.6	
E1 – E4	2	±2	NR	NR	NR	NR	NR		2.7	±0.8	
Air Force Officers	1	±1	NR	NR	NR	NR	NR		NR		
<b>MALES</b>											
Total	1	±1	25	19	19	18	18	±21	2.8	±0.5	
Army	0	±1	NR	3	NR	NR	NR	±14	NR		
Navy	1	±1	NR	NR	NR	NR	NR		NR		
Marine Corps	1	±1	NR	NR	NR	NR	NR		NR		
Air Force	1	±1	NR	NR	2	6	NR	±19	NR		
Enlisted	1	±1	26	20	19	17	18	±22	2.8	±0.6	
E1 – E4	1	±1	17	NR	NR	NR	NR	±21	NR		
E5 – E9	0	±1	NR	11	10	15	23	±25	2.7	±0.8	
Officers	0	±1	NR	NR	NR	NR	NR		3.3	±0.7	
O1 – O3	0	±1	NR	NR	NR	NR	NR		NR		
O4 – O6	0	±1	NR	NR	NR	NR	NR		NR		
Experienced USC	9	±6	NR	NR	NR	NR	NR		NR		
Not Experienced USC	0	±1	25	17	29	10	NR	±24	2.8	±0.7	
Experienced SH	3	±3	NR	NR	NR	NR	5	±12	2.4	±0.6	
Not Experienced SH	0	±1	24	17	NR	18	NR	±24	3.1	±0.7	
Deployed Past 12 Months	0	±1	NR	7	NR	NR	NR	±20	NR		
Not Deployed Past 12 Months	1	±1	24	23	20	13	20	±25	2.8	±0.6	
Army Enlisted	0	±1	NR	3	NR	NR	NR	±15	NR		
E1 – E4	1	±1	NR	NR	NR	NR	NR		NR		
Army Officers	0	±1	NR	5	NR	NR	NR	±20	NR		
Navy Enlisted	1	±1	NR	NR	NR	NR	NR		NR		
E1 – E4	2	±2	NR	NR	NR	NR	NR		NR		
Navy Officers	0	±1	NR	NR	NR	NR	NR		NR		
Marine Corps Enlisted	1	±1	NR	NR	NR	NR	NR		NR		
E1 – E4	1	±1	NR	NR	NR	NR	NR		NR		
Marine Corps Officers	0	±1	NR	NR	NR	NR	NR		NR		
Air Force Enlisted	1	±1	NR	NR	NR	NR	NR		NR		
E1 – E4	1	±1	NR	NR	NR	NR	NR		NR		
Air Force Officers	0	±1	NR	NR	NR	NR	NR		NR		

NR: Not reportable

**53. How satisfied were/are you with the following aspects of the reporting process?**

**a. Availability of information about how to file a complaint**

1. Very dissatisfied  
4. Satisfied

2. Dissatisfied  
5. Very satisfied

3. Neither satisfied nor dissatisfied

	Percent Responding		Percentages					Max ME	Average Satisfaction		
			1	2	3	4	5				
<b>TOTAL</b>	1	±1	10	13	27	22	27	±12	3.4	±0.3	
<b>Army</b>	1	±1	12	14	34	22	18	±21	3.2	±0.4	
<b>Navy</b>	1	±1	11	4	NR	25	NR	±17	3.6	±0.6	
<b>Marine Corps</b>	1	±1	NR	19	19	13	NR	±25	NR		
<b>Air Force</b>	1	±1	3	21	25	26	26	±22	3.5	±0.5	
<b>PAYGRADE</b>											
<b>Enlisted</b>	1	±1	10	14	28	22	27	±13	3.4	±0.3	
<b>E1 – E4</b>	2	±1	10	12	30	22	26	±18	3.4	±0.4	
E1 – E3	2	±1	9	14	NR	15	NR	±23	3.4	±0.6	
E4	1	±1	12	10	26	32	NR	±25	3.4	±0.5	
<b>E5 – E9</b>	1	±1	8	17	22	21	31	±17	3.5	±0.5	
E5 – E6	1	±1	10	15	22	20	32	±19	3.5	±0.5	
E7 – E9	0	±1	NR	NR	NR	NR	NR		NR		
<b>Officers</b>	0	±1	17	6	22	29	25	±19	3.4	±0.5	
<b>W1 – W5</b>	0	±1	NR	NR	NR	NR	NR		NR		
<b>O1 – O3</b>	1	±1	NR	5	23	NR	25	±25	3.4	±0.7	
<b>O4 – O6</b>	0	±1	NR	10	22	NR	23	±24	3.4	±0.7	
<b>DEPLOYMENT</b>											
<b>Deployed Past 12 Months</b>	1	±1	4	10	28	38	19	±19	3.6	±0.4	
<b>Not Deployed Past 12 Months</b>	1	±1	12	14	27	18	29	±14	3.4	±0.4	
<b>RACE/ETHNICITY</b>											
<b>Non-Hispanic White</b>	1	±1	6	14	22	23	35	±17	3.7	±0.4	
<b>Total Minority</b>	1	±1	11	13	36	21	19	±18	3.2	±0.4	
Non-Hispanic Black	1	±1	NR	3	NR	23	20	±19	3.3	±0.6	
Hispanic	1	±1	11	NR	14	30	16	±21	3.1	±0.6	
<b>EXPERIENCED BEHAVIORS</b>											
<b>Experienced USC</b>	9	±4	9	15	21	15	NR	±19	3.6	±0.6	
<b>Not Experienced USC</b>	1	±1	11	13	31	26	20	±14	3.3	±0.3	
<b>Experienced SH</b>	6	±2	10	11	22	27	30	±15	3.6	±0.4	
<b>Not Experienced SH</b>	0	±1	10	16	34	16	23	±22	3.3	±0.5	
<b>FEMALES</b>											
<b>Total</b>	3	±1	13	14	21	25	26	±13	3.4	±0.4	
<b>Army</b>	3	±1	9	14	30	19	27	±15	3.4	±0.4	
<b>Navy</b>	3	±1	16	11	16	39	17	±16	3.3	±0.5	
<b>Marine Corps</b>	10	±7	NR	NR	9	10	NR	±16	NR		
<b>Air Force</b>	2	±1	4	12	26	28	NR	±19	3.7	±0.5	
<b>Enlisted</b>	3	±1	12	15	21	25	26	±15	3.4	±0.4	
E1 – E4	5	±2	16	16	22	25	22	±18	3.2	±0.5	
E5 – E9	2	±1	3	13	20	25	40	±21	3.8	±0.5	
<b>Officers</b>	1	±1	NR	3	21	NR	21	±21	3.2	±0.8	
O1 – O3	2	±1	NR	2	NR	NR	NR	±4	NR		
O4 – O6	1	±1	NR	NR	NR	NR	NR		NR		

Note. Percent responding are Service members who answered the question, who experienced unprofessional, gender-related behavior (Q35), and who formally reported the situation (Q47/Q50).  
NR: Not reportable



53a. Continued	Percent Responding		Percentages					Max ME	Average Satisfaction		
			1	2	3	4	5				
<b>FEMALES (CONTINUED)</b>											
Experienced USC	10	±4	10	22	18	31	19	±19	3.3	±0.5	
Not Experienced USC	3	±1	14	12	22	24	28	±17	3.4	±0.5	
Experienced SH	8	±2	15	11	22	26	26	±15	3.4	±0.4	
Not Experienced SH	1	±1	4	NR	20	23	25	±21	3.4	±0.6	
Deployed Past 12 Months	3	±1	9	11	26	38	15	±17	3.4	±0.4	
Not Deployed Past 12 Months	3	±1	14	15	20	22	29	±16	3.3	±0.5	
Army Enlisted	3	±1	8	15	30	20	28	±15	3.4	±0.4	
E1 – E4	5	±2	8	18	27	17	28	±19	3.4	±0.5	
Army Officers	1	±1	NR	NR	NR	NR	NR		NR		
Navy Enlisted	3	±2	13	13	18	40	16	±18	3.3	±0.5	
E1 – E4	5	±3	16	9	21	44	10	±22	3.2	±0.6	
Navy Officers	4	±3	NR	NR	9	NR	NR	±19	NR		
Marine Corps Enlisted	11	±8	NR	NR	9	10	NR	±16	NR		
E1 – E4	16	±13	NR	NR	7	7	NR	±15	NR		
Marine Corps Officers	1	±1	NR	NR	NR	NR	NR		NR		
Air Force Enlisted	2	±1	4	12	25	27	NR	±20	3.7	±0.5	
E1 – E4	3	±2	7	12	34	37	10	±23	3.3	±0.5	
Air Force Officers	1	±1	NR	NR	NR	NR	NR		NR		
<b>MALES</b>											
Total	1	±1	7	12	32	20	29	±20	3.5	±0.5	
Army	0	±1	NR	NR	NR	NR	7	±16	NR		
Navy	1	±1	NR	NR	NR	NR	NR		NR		
Marine Corps	1	±1	NR	NR	NR	NR	NR		NR		
Air Force	1	±1	2	NR	NR	NR	NR	±11	NR		
Enlisted	1	±1	7	12	33	19	29	±21	3.5	±0.5	
E1 – E4	1	±1	NR	7	NR	20	NR	±25	NR		
E5 – E9	0	±1	NR	20	23	19	27	±24	3.3	±0.7	
Officers	0	±1	10	9	NR	NR	NR	±23	3.6	±0.6	
O1 – O3	0	±1	NR	NR	NR	NR	NR		NR		
O4 – O6	0	±1	NR	NR	NR	NR	NR		NR		
Experienced USC	9	±6	NR	NR	NR	NR	NR		NR		
Not Experienced USC	0	±1	8	14	NR	28	11	±20	3.2	±0.4	
Experienced SH	4	±3	NR	9	NR	NR	NR	±23	NR		
Not Experienced SH	0	±1	12	13	NR	15	23	±24	3.2	±0.5	
Deployed Past 12 Months	0	±1	NR	NR	NR	NR	NR		NR		
Not Deployed Past 12 Months	1	±1	9	13	33	15	30	±23	3.4	±0.6	
Army Enlisted	0	±1	NR	NR	NR	NR	6	±17	NR		
E1 – E4	1	±1	NR	NR	NR	NR	NR		NR		
Army Officers	0	±1	NR	NR	4	8	NR	±20	NR		
Navy Enlisted	1	±1	NR	NR	NR	NR	NR		NR		
E1 – E4	2	±2	NR	NR	NR	NR	NR		NR		
Navy Officers	0	±1	NR	NR	NR	NR	3	±13	NR		
Marine Corps Enlisted	1	±1	NR	NR	NR	NR	NR		NR		
E1 – E4	1	±1	NR	NR	NR	NR	NR		NR		
Marine Corps Officers	1	±1	NR	NR	NR	NR	NR		NR		
Air Force Enlisted	1	±1	NR	NR	NR	NR	NR		NR		
E1 – E4	1	±1	NR	NR	NR	NR	NR		NR		
Air Force Officers	0	±1	NR	NR	NR	NR	NR		NR		

NR: Not reportable

**53. How satisfied were/are you with the following aspects of the reporting process?**

**b. Treatment by personnel handling your complaint**

1. Very dissatisfied  
4. Satisfied

2. Dissatisfied  
5. Very satisfied

3. Neither satisfied nor dissatisfied

	Percent Responding		Percentages					Max ME	Average Satisfaction		
			1	2	3	4	5				
<b>TOTAL</b>	1	±1	14	20	28	17	22	±12	3.1	±0.3	
<b>Army</b>	1	±1	20	15	30	24	11	±22	2.9	±0.4	
<b>Navy</b>	1	±1	15	19	NR	9	NR	±17	3.2	±0.7	
<b>Marine Corps</b>	1	±1	7	NR	25	16	NR	±24	3.3	±0.7	
<b>Air Force</b>	1	±1	10	21	24	21	23	±24	3.3	±0.5	
<b>PAYGRADE</b>											
<b>Enlisted</b>	1	±1	13	19	29	17	22	±13	3.2	±0.3	
<b>E1 – E4</b>	2	±1	10	16	30	20	24	±19	3.3	±0.4	
E1 – E3	2	±1	8	15	NR	21	NR	±20	3.4	±0.6	
E4	1	±1	13	17	28	20	NR	±24	3.2	±0.6	
<b>E5 – E9</b>	1	±1	19	24	27	11	18	±18	2.9	±0.4	
E5 – E6	1	±1	17	27	27	13	17	±20	2.9	±0.5	
E7 – E9	0	±1	NR	9	NR	NR	NR	±22	NR		
<b>Officers</b>	0	±1	19	31	13	14	24	±20	2.9	±0.5	
W1 – W5	0	±1	NR	NR	NR	NR	NR		NR		
O1 – O3	1	±1	NR	NR	16	3	18	±23	2.6	±0.6	
O4 – O6	0	±1	25	2	8	NR	NR	±25	3.5	±0.8	
<b>DEPLOYMENT</b>											
<b>Deployed Past 12 Months</b>	1	±1	5	28	30	24	12	±20	3.1	±0.4	
<b>Not Deployed Past 12 Months</b>	1	±1	16	17	27	15	25	±15	3.2	±0.4	
<b>RACE/ETHNICITY</b>											
<b>Non-Hispanic White</b>	1	±1	12	19	18	22	30	±18	3.4	±0.4	
<b>Total Minority</b>	1	±1	18	15	44	11	13	±17	2.9	±0.3	
Non-Hispanic Black	1	±1	22	8	NR	10	20	±23	3.0	±0.6	
Hispanic	1	±1	19	NR	38	15	5	±23	2.6	±0.5	
<b>EXPERIENCED BEHAVIORS</b>											
<b>Experienced USC</b>	9	±4	16	20	23	12	NR	±19	3.2	±0.7	
<b>Not Experienced USC</b>	1	±1	13	20	31	20	16	±15	3.0	±0.3	
<b>Experienced SH</b>	5	±2	14	24	19	20	22	±17	3.1	±0.4	
<b>Not Experienced SH</b>	0	±1	13	13	40	12	22	±20	3.2	±0.5	
<b>FEMALES</b>											
<b>Total</b>	3	±1	18	21	18	22	20	±12	3.0	±0.3	
<b>Army</b>	3	±1	21	16	17	27	18	±15	3.0	±0.4	
<b>Navy</b>	3	±1	26	20	19	22	13	±16	2.7	±0.5	
<b>Marine Corps</b>	10	±7	NR	NR	NR	7	NR	±13	NR		
<b>Air Force</b>	2	±1	10	22	10	30	28	±18	3.4	±0.5	
<b>Enlisted</b>	3	±1	18	20	18	24	20	±13	3.1	±0.4	
<b>E1 – E4</b>	5	±2	16	22	16	27	19	±17	3.1	±0.4	
<b>E5 – E9</b>	1	±1	24	16	21	13	25	±18	3.0	±0.5	
<b>Officers</b>	1	±1	NR	NR	17	9	22	±21	2.8	±0.7	
<b>O1 – O3</b>	2	±1	NR	NR	16	NR	NR	±25	NR		
<b>O4 – O6</b>	1	±1	NR	NR	NR	NR	NR		NR		

Note. Percent responding are Service members who answered the question, who experienced unprofessional, gender-related behavior (Q35), and who formally reported the situation (Q47/Q50).  
NR: Not reportable

53b. Continued	Percent Responding		Percentages					Max ME	Average Satisfaction		
			1	2	3	4	5				
<b>FEMALES (CONTINUED)</b>											
Experienced USC	10	±4	28	17	19	20	16	±18	2.8	±0.5	
Not Experienced USC	2	±1	15	23	17	23	22	±15	3.1	±0.4	
Experienced SH	7	±2	20	23	14	22	20	±14	3.0	±0.4	
Not Experienced SH	1	±1	11	12	NR	23	20	±22	3.3	±0.5	
Deployed Past 12 Months	3	±1	11	24	17	36	12	±18	3.2	±0.4	
Not Deployed Past 12 Months	3	±1	21	21	18	19	22	±15	3.0	±0.4	
Army Enlisted	3	±1	21	17	17	28	17	±16	3.0	±0.5	
E1 – E4	5	±2	12	15	22	33	18	±20	3.3	±0.5	
Army Officers	1	±1	NR	NR	NR	NR	NR		NR		
Navy Enlisted	3	±2	27	16	21	25	11	±18	2.8	±0.5	
E1 – E4	5	±2	29	20	10	30	10	±23	2.7	±0.6	
Navy Officers	4	±3	NR	NR	NR	NR	NR		NR		
Marine Corps Enlisted	11	±8	NR	NR	NR	6	NR	±13	NR		
E1 – E4	16	±13	NR	NR	NR	7	NR	±14	NR		
Marine Corps Officers	1	±1	NR	NR	NR	NR	NR		NR		
Air Force Enlisted	2	±1	11	21	7	32	28	±19	3.5	±0.5	
E1 – E4	3	±2	17	22	7	NR	14	±22	3.1	±0.6	
Air Force Officers	1	±1	NR	NR	NR	NR	NR		NR		
<b>MALES</b>											
Total	1	±1	10	18	36	12	23	±20	3.2	±0.5	
Army	0	±1	NR	NR	NR	NR	4	±13	NR		
Navy	1	±1	NR	NR	NR	1	NR	±8	NR		
Marine Corps	1	±1	NR	NR	NR	NR	NR		NR		
Air Force	1	±1	10	NR	NR	NR	NR	±21	NR		
Enlisted	1	±1	9	17	38	12	23	±22	3.2	±0.5	
E1 – E4	1	±1	NR	10	NR	NR	NR	±19	NR		
E5 – E9	0	±1	17	28	30	10	15	±25	2.8	±0.6	
Officers	0	±1	15	NR	NR	19	NR	±23	3.1	±0.7	
O1 – O3	0	±1	NR	NR	NR	NR	NR		NR		
O4 – O6	0	±1	NR	NR	NR	NR	NR		NR		
Experienced USC	9	±6	NR	NR	NR	NR	NR		NR		
Not Experienced USC	0	±1	12	18	43	16	11	±21	3.0	±0.4	
Experienced SH	4	±3	2	NR	NR	NR	NR	±9	NR		
Not Experienced SH	0	±1	14	13	NR	10	22	±23	3.1	±0.5	
Deployed Past 12 Months	0	±1	1	NR	NR	NR	NR	±9	NR		
Not Deployed Past 12 Months	1	±1	12	14	35	12	27	±24	3.3	±0.6	
Army Enlisted	0	±1	NR	NR	NR	NR	3	±17	NR		
E1 – E4	1	±1	NR	NR	NR	NR	NR		NR		
Army Officers	0	±1	NR	NR	NR	15	NR	±24	NR		
Navy Enlisted	1	±1	NR	NR	NR	1	NR	±8	NR		
E1 – E4	2	±2	NR	NR	NR	NR	NR		NR		
Navy Officers	0	±1	NR	NR	NR	NR	NR		NR		
Marine Corps Enlisted	1	±1	NR	NR	NR	NR	NR		NR		
E1 – E4	1	±1	NR	NR	NR	NR	NR		NR		
Marine Corps Officers	1	±1	NR	NR	NR	NR	NR		NR		
Air Force Enlisted	1	±1	NR	NR	NR	NR	NR		NR		
E1 – E4	1	±1	NR	NR	NR	NR	NR		NR		
Air Force Officers	0	±1	NR	NR	NR	NR	NR		NR		

NR: Not reportable

**53. How satisfied were/are you with the following aspects of the reporting process?****c. Amount of time it took/is taking to resolve your complaint**1. Very dissatisfied  
4. Satisfied2. Dissatisfied  
5. Very satisfied

3. Neither satisfied nor dissatisfied

	Percent Responding		Percentages					Max ME	Average Satisfaction		
			1	2	3	4	5				
<b>TOTAL</b>	1	±1	18	17	31	21	14	±12	3.0	±0.3	
<b>Army</b>	1	±1	29	13	31	17	10	±24	2.7	±0.5	
<b>Navy</b>	1	±1	12	16	31	NR	14	±24	3.1	±0.5	
<b>Marine Corps</b>	1	±1	10	19	NR	NR	17	±24	3.2	±0.5	
<b>Air Force</b>	1	±1	19	21	27	21	14	±22	2.9	±0.5	
<b>PAYGRADE</b>											
<b>Enlisted</b>	1	±1	17	15	33	22	14	±13	3.0	±0.3	
<b>E1 – E4</b>	2	±1	12	12	37	25	14	±18	3.2	±0.4	
E1 – E3	2	±1	10	9	NR	NR	7	±15	3.2	±0.4	
E4	1	±1	15	16	34	12	NR	±23	3.1	±0.6	
<b>E5 – E9</b>	1	±1	25	22	24	16	14	±17	2.7	±0.4	
E5 – E6	1	±1	22	25	23	16	14	±19	2.7	±0.5	
E7 – E9	0	±1	NR	NR	NR	NR	12	±23	2.6	±0.8	
<b>Officers</b>	0	±1	30	33	9	16	12	±19	2.5	±0.5	
<b>W1 – W5</b>	0	±1	NR	NR	NR	NR	NR		NR		
<b>O1 – O3</b>	1	±1	NR	NR	11	9	8	±22	2.3	±0.6	
<b>O4 – O6</b>	0	±1	NR	14	6	NR	18	±24	2.8	±0.8	
<b>DEPLOYMENT</b>											
<b>Deployed Past 12 Months</b>	1	±1	11	20	33	26	10	±19	3.0	±0.4	
<b>Not Deployed Past 12 Months</b>	1	±1	19	16	30	20	15	±15	3.0	±0.3	
<b>RACE/ETHNICITY</b>											
<b>Non-Hispanic White</b>	1	±1	19	12	23	31	15	±17	3.1	±0.4	
<b>Total Minority</b>	1	±1	17	25	36	9	13	±18	2.8	±0.3	
Non-Hispanic Black	1	±1	23	7	NR	11	19	±23	2.9	±0.6	
Hispanic	1	±1	18	NR	13	10	11	±21	2.5	±0.5	
<b>EXPERIENCED BEHAVIORS</b>											
<b>Experienced USC</b>	9	±4	22	18	22	NR	15	±20	2.9	±0.6	
<b>Not Experienced USC</b>	1	±1	17	17	35	21	10	±14	2.9	±0.3	
<b>Experienced SH</b>	5	±2	18	19	25	30	8	±17	2.9	±0.3	
<b>Not Experienced SH</b>	0	±1	17	14	39	9	21	±20	3.1	±0.5	
<b>FEMALES</b>											
<b>Total</b>	3	±1	22	23	23	20	12	±12	2.8	±0.3	
<b>Army</b>	3	±1	33	14	23	11	19	±15	2.7	±0.5	
<b>Navy</b>	3	±1	17	29	17	24	13	±16	2.9	±0.4	
<b>Marine Corps</b>	10	±7	11	NR	NR	NR	4	±24	NR		
<b>Air Force</b>	2	±1	20	NR	22	22	8	±18	2.7	±0.5	
<b>Enlisted</b>	3	±1	22	21	24	21	12	±13	2.8	±0.3	
E1 – E4	5	±2	20	16	28	26	10	±16	2.9	±0.3	
E5 – E9	2	±1	28	35	13	7	17	±22	2.5	±0.5	
<b>Officers</b>	1	±1	NR	NR	11	13	13	±24	2.5	±0.6	
O1 – O3	2	±1	NR	NR	NR	NR	NR		NR		
O4 – O6	1	±1	NR	NR	NR	NR	12	±24	2.4	±0.7	

Note. Percent responding are Service members who answered the question, who experienced unprofessional, gender-related behavior (Q35), and who formally reported the situation (Q47/Q50).

NR: Not reportable

53c. Continued	Percent Responding		Percentages					Max ME	Average Satisfaction		
			1	2	3	4	5				
<b>FEMALES (CONTINUED)</b>											
Experienced USC	10	±4	37	17	21	10	15	±17	2.5	±0.5	
Not Experienced USC	3	±1	17	25	24	24	11	±15	2.9	±0.3	
Experienced SH	8	±2	25	19	25	22	10	±14	2.7	±0.3	
Not Experienced SH	1	±1	8	NR	14	14	22	±22	3.0	±0.6	
Deployed Past 12 Months	3	±1	24	19	21	26	10	±18	2.8	±0.5	
Not Deployed Past 12 Months	3	±1	21	24	24	19	12	±15	2.8	±0.3	
Army Enlisted	3	±1	33	13	24	11	19	±16	2.7	±0.5	
E1 – E4	5	±2	31	6	29	15	19	±19	2.9	±0.6	
Army Officers	1	±1	NR	NR	NR	NR	NR		NR		
Navy Enlisted	3	±2	16	27	20	25	12	±18	2.9	±0.5	
E1 – E4	5	±3	14	21	24	33	8	±22	3.0	±0.5	
Navy Officers	4	±3	NR	NR	NR	NR	NR		NR		
Marine Corps Enlisted	11	±8	NR	NR	NR	NR	4	±10	NR		
E1 – E4	16	±13	NR	NR	NR	NR	3	±10	NR		
Marine Corps Officers	1	±1	NR	NR	NR	NR	NR		NR		
Air Force Enlisted	2	±1	22	NR	21	24	8	±19	2.7	±0.5	
E1 – E4	3	±2	20	17	28	32	4	±24	2.8	±0.5	
Air Force Officers	1	±1	NR	NR	NR	NR	NR		NR		
<b>MALES</b>											
Total	1	±1	14	12	37	22	15	±21	3.1	±0.4	
Army	0	±1	NR	NR	NR	NR	2	±8	NR		
Navy	1	±1	NR	NR	NR	NR	NR		NR		
Marine Corps	1	±1	8	NR	NR	NR	NR	±21	NR		
Air Force	1	±1	NR	NR	NR	NR	NR		NR		
Enlisted	1	±1	12	10	40	22	16	±22	3.2	±0.4	
E1 – E4	1	±1	NR	7	NR	NR	NR	±20	3.4	±0.6	
E5 – E9	0	±1	23	NR	29	21	12	±23	2.8	±0.6	
Officers	0	±1	NR	NR	NR	19	10	±23	2.4	±0.7	
O1 – O3	0	±1	NR	NR	NR	NR	NR		NR		
O4 – O6	0	±1	NR	NR	NR	NR	NR		NR		
Experienced USC	9	±6	NR	NR	NR	NR	NR		NR		
Not Experienced USC	0	±1	16	10	46	19	9	±21	2.9	±0.4	
Experienced SH	3	±3	6	NR	NR	NR	NR	±12	3.3	±0.6	
Not Experienced SH	0	±1	19	7	NR	8	21	±23	3.1	±0.6	
Deployed Past 12 Months	0	±1	1	NR	NR	NR	NR	±9	NR		
Not Deployed Past 12 Months	1	±1	18	9	36	NR	17	±23	3.1	±0.5	
Army Enlisted	0	±1	NR	NR	NR	NR	NR		NR		
E1 – E4	0	±1	NR	NR	NR	NR	NR		NR		
Army Officers	0	±1	NR	4	NR	16	NR	±25	NR		
Navy Enlisted	1	±1	NR	NR	NR	NR	NR		NR		
E1 – E4	2	±2	NR	NR	NR	NR	NR		NR		
Navy Officers	0	±1	NR	NR	NR	NR	NR		NR		
Marine Corps Enlisted	1	±1	NR	NR	NR	NR	NR		NR		
E1 – E4	1	±1	NR	NR	NR	NR	NR		NR		
Marine Corps Officers	1	±1	NR	NR	NR	NR	NR		NR		
Air Force Enlisted	1	±1	NR	NR	NR	NR	NR		NR		
E1 – E4	1	±1	NR	NR	NR	NR	NR		NR		
Air Force Officers	0	±1	NR	NR	NR	NR	NR		NR		

NR: Not reportable

**53. How satisfied were/are you with the following aspects of the reporting process?**

**d. How well you were/are kept informed about the progress of your complaint**

1. Very dissatisfied  
4. Satisfied

2. Dissatisfied  
5. Very satisfied

3. Neither satisfied nor dissatisfied

	Percent Responding		Percentages					Max ME	Average Satisfaction		
			1	2	3	4	5				
<b>TOTAL</b>	1	±1	25	15	28	14	19	±12	2.9	±0.4	
<b>Army</b>	1	±1	36	13	28	NR	10	±23	2.5	±0.5	
<b>Navy</b>	1	±1	24	11	NR	9	NR	±18	3.0	±0.7	
<b>Marine Corps</b>	1	±1	7	NR	22	17	NR	±24	3.4	±0.7	
<b>Air Force</b>	1	±1	27	16	29	18	11	±21	2.7	±0.5	
<b>PAYGRADE</b>											
<b>Enlisted</b>	1	±1	24	14	29	14	20	±13	2.9	±0.4	
<b>E1 – E4</b>	2	±1	16	16	30	16	22	±19	3.1	±0.4	
E1 – E3	2	±1	12	19	NR	16	NR	±23	3.2	±0.6	
E4	1	±1	21	12	31	16	NR	±24	3.0	±0.6	
<b>E5 – E9</b>	1	±1	39	10	26	10	15	±17	2.5	±0.5	
E5 – E6	1	±1	41	10	23	11	14	±19	2.5	±0.6	
E7 – E9	0	±1	NR	14	NR	NR	NR	±24	2.6	±0.8	
<b>Officers</b>	0	±1	34	21	18	15	12	±20	2.5	±0.5	
W1 – W5	0	±1	NR	NR	NR	NR	NR		NR		
O1 – O3	1	±1	NR	NR	NR	10	8	±21	2.2	±0.6	
O4 – O6	0	±1	30	11	NR	NR	18	±24	2.9	±0.7	
<b>DEPLOYMENT</b>											
<b>Deployed Past 12 Months</b>	1	±1	26	12	35	18	9	±19	2.7	±0.5	
<b>Not Deployed Past 12 Months</b>	1	±1	24	15	26	13	22	±15	2.9	±0.4	
<b>RACE/ETHNICITY</b>											
<b>Non-Hispanic White</b>	1	±1	26	11	21	18	24	±20	3.0	±0.5	
<b>Total Minority</b>	1	±1	25	14	39	9	14	±18	2.7	±0.4	
Non-Hispanic Black	1	±1	22	4	NR	8	20	±23	3.0	±0.6	
Hispanic	1	±1	42	14	15	NR	11	±22	2.4	±0.7	
<b>EXPERIENCED BEHAVIORS</b>											
<b>Experienced USC</b>	9	±4	31	13	21	4	NR	±19	2.9	±0.8	
<b>Not Experienced USC</b>	1	±1	24	16	31	18	12	±14	2.8	±0.3	
<b>Experienced SH</b>	6	±2	28	19	21	13	19	±18	2.8	±0.5	
<b>Not Experienced SH</b>	0	±1	21	8	36	15	20	±21	3.0	±0.5	
<b>FEMALES</b>											
<b>Total</b>	3	±1	29	23	16	15	16	±12	2.6	±0.4	
<b>Army</b>	3	±1	38	25	13	9	15	±15	2.4	±0.5	
<b>Navy</b>	3	±1	29	19	20	19	13	±16	2.7	±0.5	
<b>Marine Corps</b>	10	±7	NR	NR	10	NR	NR	±16	NR		
<b>Air Force</b>	2	±1	35	NR	20	13	13	±18	2.5	±0.5	
<b>Enlisted</b>	3	±1	29	23	16	16	16	±13	2.7	±0.4	
<b>E1 – E4</b>	5	±2	27	22	17	19	15	±18	2.7	±0.5	
<b>E5 – E9</b>	2	±1	33	27	15	6	19	±24	2.5	±0.5	
<b>Officers</b>	1	±1	NR	NR	15	7	13	±24	2.3	±0.6	
<b>O1 – O3</b>	2	±1	NR	NR	NR	7	NR	±21	NR		
<b>O4 – O6</b>	1	±1	NR	NR	NR	NR	12	±24	2.1	±0.7	

Note. Percent responding are Service members who answered the question, who experienced unprofessional, gender-related behavior (Q35), and who formally reported the situation (Q47/Q50).  
NR: Not reportable

53d. Continued	Percent Responding		Percentages					Max ME	Average Satisfaction		
			1	2	3	4	5				
<b>FEMALES (CONTINUED)</b>											
Experienced USC	10	±4	46	18	13	11	13	±17	2.3	±0.5	
Not Experienced USC	3	±1	25	25	17	16	17	±15	2.8	±0.4	
Experienced SH	8	±2	31	25	17	12	15	±15	2.5	±0.4	
Not Experienced SH	1	±1	21	17	12	NR	23	±21	3.2	±0.6	
Deployed Past 12 Months	3	±1	30	16	26	22	7	±17	2.6	±0.4	
Not Deployed Past 12 Months	3	±1	29	26	13	13	19	±15	2.7	±0.4	
Army Enlisted	3	±1	37	26	12	9	15	±15	2.4	±0.5	
E1 – E4	5	±2	36	23	13	12	16	±19	2.5	±0.6	
Army Officers	1	±1	NR	NR	NR	NR	NR		NR		
Navy Enlisted	3	±2	27	17	22	22	12	±18	2.7	±0.5	
E1 – E4	5	±3	24	18	26	24	8	±22	2.8	±0.6	
Navy Officers	4	±3	NR	NR	NR	NR	NR		NR		
Marine Corps Enlisted	11	±8	NR	NR	10	NR	NR	±16	NR		
E1 – E4	16	±13	NR	NR	5	NR	NR	±13	NR		
Marine Corps Officers	1	±1	NR	NR	NR	NR	NR		NR		
Air Force Enlisted	2	±1	35	NR	21	14	13	±19	2.5	±0.5	
E1 – E4	3	±2	40	6	27	24	4	±25	2.5	±0.6	
Air Force Officers	1	±1	NR	NR	NR	NR	NR		NR		
<b>MALES</b>											
Total	1	±1	21	7	38	13	22	±21	3.1	±0.5	
Army	0	±1	NR	NR	NR	NR	4	±13	NR		
Navy	1	±1	NR	5	NR	3	NR	±17	NR		
Marine Corps	1	±1	NR	NR	NR	NR	NR		NR		
Air Force	1	±1	NR	NR	NR	NR	NR		NR		
Enlisted	1	±1	20	6	39	12	23	±22	3.1	±0.6	
E1 – E4	1	±1	NR	10	NR	NR	NR	±19	NR		
E5 – E9	0	±1	NR	2	32	12	12	±22	2.5	±0.7	
Officers	0	±1	NR	NR	NR	NR	11	±20	2.7	±0.7	
O1 – O3	0	±1	NR	NR	NR	NR	NR		NR		
O4 – O6	0	±1	NR	NR	NR	NR	NR		NR		
Experienced USC	9	±6	NR	NR	NR	NR	NR		NR		
Not Experienced USC	0	±1	23	7	45	19	7	±21	2.8	±0.4	
Experienced SH	4	±3	NR	NR	NR	NR	NR		NR		
Not Experienced SH	0	±1	21	6	NR	12	19	±24	3.0	±0.6	
Deployed Past 12 Months	0	±1	NR	NR	NR	NR	NR		NR		
Not Deployed Past 12 Months	1	±1	20	6	36	12	25	±25	3.2	±0.6	
Army Enlisted	0	±1	NR	NR	NR	NR	3	±17	NR		
E1 – E4	1	±1	NR	NR	NR	NR	NR		NR		
Army Officers	0	±1	NR	NR	NR	15	NR	±25	NR		
Navy Enlisted	1	±1	NR	NR	NR	1	NR	±8	NR		
E1 – E4	2	±2	NR	NR	NR	NR	NR		NR		
Navy Officers	0	±1	NR	NR	NR	NR	NR		NR		
Marine Corps Enlisted	1	±1	NR	NR	NR	NR	NR		NR		
E1 – E4	1	±1	NR	NR	NR	NR	NR		NR		
Marine Corps Officers	1	±1	NR	NR	NR	NR	NR		NR		
Air Force Enlisted	1	±1	NR	NR	NR	NR	NR		NR		
E1 – E4	1	±1	NR	NR	NR	NR	NR		NR		
Air Force Officers	0	±1	NR	NR	NR	NR	NR		NR		

NR: Not reportable

**53. How satisfied were/are you with the following aspects of the reporting process?**

**e. The complaint process overall**

1. Very dissatisfied  
4. Satisfied

2. Dissatisfied  
5. Very satisfied

3. Neither satisfied nor dissatisfied

	Percent Responding		Percentages					Max ME	Average Satisfaction		
			1	2	3	4	5				
<b>TOTAL</b>	1	±1	25	14	27	19	15	±12	2.8	±0.3	
<b>Army</b>	1	±1	31	14	24	21	10	±24	2.7	±0.5	
<b>Navy</b>	1	±1	22	10	33	NR	NR	±24	3.0	±0.6	
<b>Marine Corps</b>	1	±1	NR	14	29	7	NR	±24	NR		
<b>Air Force</b>	1	±1	26	23	18	21	11	±25	2.7	±0.5	
<b>PAYGRADE</b>											
<b>Enlisted</b>	1	±1	25	13	27	19	15	±13	2.9	±0.3	
<b>E1 – E4</b>	2	±1	22	9	30	24	16	±17	3.0	±0.4	
E1 – E3	2	±1	15	9	NR	NR	12	±21	3.1	±0.5	
E4	1	±1	30	8	NR	18	NR	±18	2.9	±0.6	
<b>E5 – E9</b>	1	±1	32	22	23	11	12	±18	2.5	±0.4	
E5 – E6	1	±1	30	24	23	10	11	±20	2.5	±0.5	
E7 – E9	0	±1	NR	NR	NR	NR	NR		2.6	±0.9	
<b>Officers</b>	0	±1	24	30	17	17	11	±19	2.6	±0.5	
<b>W1 – W5</b>	0	±1	NR	NR	NR	NR	NR		NR		
<b>O1 – O3</b>	1	±1	NR	NR	16	15	8	±24	2.5	±0.6	
<b>O4 – O6</b>	0	±1	30	12	NR	NR	NR	±24	2.8	±0.7	
<b>DEPLOYMENT</b>											
<b>Deployed Past 12 Months</b>	1	±1	21	16	34	21	8	±19	2.8	±0.4	
<b>Not Deployed Past 12 Months</b>	1	±1	26	14	25	19	16	±15	2.9	±0.4	
<b>RACE/ETHNICITY</b>											
<b>Non-Hispanic White</b>	1	±1	24	13	23	25	16	±18	3.0	±0.4	
<b>Total Minority</b>	1	±1	22	18	34	13	13	±19	2.8	±0.3	
Non-Hispanic Black	1	±1	24	4	NR	21	18	±22	3.1	±0.6	
Hispanic	1	±1	30	31	21	7	11	±25	2.4	±0.5	
<b>EXPERIENCED BEHAVIORS</b>											
<b>Experienced USC</b>	9	±4	37	2	18	NR	15	±20	2.8	±0.6	
<b>Not Experienced USC</b>	1	±1	22	19	31	17	11	±14	2.8	±0.3	
<b>Experienced SH</b>	6	±2	29	14	19	26	11	±16	2.8	±0.4	
<b>Not Experienced SH</b>	0	±1	19	15	36	9	19	±21	2.9	±0.5	
<b>FEMALES</b>											
<b>Total</b>	3	±1	32	15	19	18	15	±12	2.7	±0.4	
<b>Army</b>	3	±1	40	14	14	16	16	±15	2.5	±0.5	
<b>Navy</b>	3	±1	28	12	27	24	9	±16	2.7	±0.4	
<b>Marine Corps</b>	10	±7	NR	4	NR	6	NR	±12	NR		
<b>Air Force</b>	2	±1	22	31	9	25	13	±24	2.7	±0.5	
<b>Enlisted</b>	3	±1	33	14	19	19	16	±13	2.7	±0.4	
E1 – E4	5	±2	32	11	19	23	15	±18	2.8	±0.5	
E5 – E9	2	±1	35	NR	20	8	18	±17	2.5	±0.5	
<b>Officers</b>	1	±1	NR	NR	14	13	12	±24	2.5	±0.6	
O1 – O3	2	±1	NR	NR	15	NR	NR	±25	NR		
O4 – O6	1	±1	NR	NR	NR	NR	NR		2.0	±0.7	

Note. Percent responding are Service members who answered the question, who experienced unprofessional, gender-related behavior (Q35), and who formally reported the situation (Q47/Q50).  
NR: Not reportable



53e. Continued	Percent Responding		Percentages					Max ME	Average Satisfaction		
			1	2	3	4	5				
<b>FEMALES (CONTINUED)</b>											
Experienced USC	10	±4	48	4	16	19	13	±16	2.4	±0.5	
Not Experienced USC	3	±1	27	19	19	18	16	±16	2.8	±0.5	
Experienced SH	8	±2	35	15	17	19	14	±15	2.6	±0.4	
Not Experienced SH	1	±1	18	15	NR	17	23	±21	3.1	±0.6	
Deployed Past 12 Months	3	±1	32	10	23	29	6	±17	2.7	±0.5	
Not Deployed Past 12 Months	3	±1	32	17	18	16	18	±15	2.7	±0.5	
Army Enlisted	3	±1	39	14	14	17	16	±15	2.6	±0.5	
E1 – E4	5	±2	33	13	16	23	16	±19	2.8	±0.6	
Army Officers	1	±1	NR	NR	NR	NR	NR		NR		
Navy Enlisted	3	±2	28	10	30	24	8	±18	2.7	±0.5	
E1 – E4	5	±3	31	10	24	30	6	±22	2.7	±0.6	
Navy Officers	4	±3	NR	NR	12	NR	NR	±24	NR		
Marine Corps Enlisted	11	±8	NR	3	NR	6	NR	±13	NR		
E1 – E4	16	±13	NR	3	NR	4	NR	±13	NR		
Marine Corps Officers	1	±1	NR	NR	NR	NR	NR		NR		
Air Force Enlisted	2	±1	24	NR	9	27	13	±19	2.8	±0.5	
E1 – E4	3	±2	20	23	11	NR	4	±22	2.9	±0.6	
Air Force Officers	1	±1	NR	NR	NR	NR	NR		NR		
<b>MALES</b>											
Total	1	±1	19	14	33	20	14	±21	3.0	±0.5	
Army	0	±1	NR	NR	NR	NR	4	±13	NR		
Navy	1	±1	NR	NR	NR	NR	NR		NR		
Marine Corps	1	±1	NR	NR	NR	NR	NR		NR		
Air Force	1	±1	NR	NR	NR	NR	NR		NR		
Enlisted	1	±1	19	13	34	20	14	±23	3.0	±0.5	
E1 – E4	1	±1	11	5	NR	NR	NR	±21	3.3	±0.6	
E5 – E9	0	±1	31	23	25	12	9	±24	2.5	±0.6	
Officers	0	±1	20	NR	NR	NR	11	±23	2.8	±0.6	
O1 – O3	0	±1	NR	NR	NR	NR	NR		NR		
O4 – O6	0	±1	NR	NR	NR	NR	NR		NR		
Experienced USC	9	±6	NR	NR	NR	NR	NR		NR		
Not Experienced USC	0	±1	17	20	42	15	6	±22	2.7	±0.4	
Experienced SH	4	±3	NR	NR	NR	NR	6	±18	NR		
Not Experienced SH	0	±1	20	15	NR	8	18	±24	2.9	±0.6	
Deployed Past 12 Months	0	±1	NR	NR	NR	NR	NR		NR		
Not Deployed Past 12 Months	1	±1	21	12	31	22	15	±25	3.0	±0.5	
Army Enlisted	0	±1	NR	NR	NR	NR	3	±17	NR		
E1 – E4	1	±1	NR	NR	NR	NR	NR		NR		
Army Officers	0	±1	NR	4	4	8	NR	±21	NR		
Navy Enlisted	1	±1	NR	NR	NR	NR	NR		NR		
E1 – E4	2	±2	NR	NR	NR	NR	NR		NR		
Navy Officers	0	±1	NR	NR	NR	NR	NR		NR		
Marine Corps Enlisted	1	±1	NR	NR	NR	NR	NR		NR		
E1 – E4	1	±1	NR	NR	NR	NR	NR		NR		
Marine Corps Officers	1	±1	NR	NR	NR	NR	NR		NR		
Air Force Enlisted	1	±1	NR	NR	NR	NR	NR		NR		
E1 – E4	1	±1	NR	NR	NR	NR	NR		NR		
Air Force Officers	0	±1	NR	NR	NR	NR	NR		NR		

NR: Not reportable

**54. As a result of reporting the situation, did you experience any...  
a. Professional retaliation (e.g., loss of privileges, denied promotion/training, transferred to less favorable job)?**

1. Yes

2. No

3. Don't know

	Percent Responding		Percentages			Max ME	Percentage Reporting Yes
			1	2	3		
<b>TOTAL</b>	1	±1	35	47	18	±12	
<b>Army</b>	1	±1	45	43	11	±19	
<b>Navy</b>	1	±1	22	NR	NR	±18	
<b>Marine Corps</b>	1	±1	12	NR	NR	±14	
<b>Air Force</b>	1	±1	57	40	3	±18	
<b>PAYGRADE</b>							
<b>Enlisted</b>	1	±1	35	47	19	±13	
<b>E1 – E4</b>	2	±1	30	50	20	±19	
E1 – E3	2	±1	23	NR	NR	±23	
E4	1	±1	40	43	18	±21	
<b>E5 – E9</b>	1	±1	43	40	17	±16	
E5 – E6	1	±1	41	40	20	±18	
E7 – E9	0	±1	NR	NR	5	±15	
<b>Officers</b>	0	±1	36	56	8	±18	
<b>W1 – W5</b>	0	±1	NR	NR	NR		
<b>O1 – O3</b>	1	±1	NR	NR	NR		
<b>O4 – O6</b>	0	±1	NR	NR	6	±15	
<b>DEPLOYMENT</b>							
<b>Deployed Past 12 Months</b>	1	±1	19	66	15	±18	
<b>Not Deployed Past 12 Months</b>	1	±1	39	42	19	±15	
<b>RACE/ETHNICITY</b>							
<b>Non-Hispanic White</b>	1	±1	45	42	13	±22	
<b>Total Minority</b>	1	±1	25	57	18	±15	
Non-Hispanic Black	1	±1	21	NR	NR	±20	
Hispanic	1	±1	34	61	5	±20	
<b>EXPERIENCED BEHAVIORS</b>							
<b>Experienced USC</b>	9	±4	40	33	NR	±21	
<b>Not Experienced USC</b>	1	±1	33	52	15	±13	
<b>Experienced SH</b>	6	±2	33	48	19	±19	
<b>Not Experienced SH</b>	0	±1	38	46	16	±19	
<b>FEMALES</b>							
<b>Total</b>	3	±1	29	59	12	±14	
<b>Army</b>	3	±1	35	57	9	±15	
<b>Navy</b>	3	±1	30	61	9	±16	
<b>Marine Corps</b>	10	±7	15	NR	NR	±25	
<b>Air Force</b>	2	±1	33	61	6	±24	
<b>Enlisted</b>	3	±1	28	59	12	±15	
<b>E1 – E4</b>	5	±2	21	66	13	±20	
<b>E5 – E9</b>	2	±1	48	40	11	±18	
<b>Officers</b>	1	±1	NR	NR	7	±12	
<b>O1 – O3</b>	2	±1	NR	NR	4	±14	
<b>O4 – O6</b>	1	±1	NR	NR	NR		

Note. Percent responding are Service members who answered the question, who experienced unprofessional, gender-related behavior (Q35), and who formally reported the situation (Q47/Q50).  
NR: Not reportable

54a. Continued	Percent Responding		Percentages			Max ME	Percentage Reporting Yes
			1	2	3		
<b>FEMALES (CONTINUED)</b>							
Experienced USC	10	±4	47	49	4	±17	
Not Experienced USC	3	±1	24	62	14	±17	
Experienced SH	8	±2	31	58	11	±17	
Not Experienced SH	1	±1	23	61	16	±22	
Deployed Past 12 Months	3	±1	27	65	8	±16	
Not Deployed Past 12 Months	3	±1	30	57	13	±17	
Army Enlisted	3	±1	35	57	8	±16	
E1 – E4	5	±2	24	65	11	±20	
Army Officers	1	±1	NR	NR	NR		
Navy Enlisted	3	±2	27	63	10	±18	
E1 – E4	5	±2	30	65	5	±22	
Navy Officers	4	±3	NR	NR	NR		
Marine Corps Enlisted	11	±8	15	NR	NR	±25	
E1 – E4	16	±13	NR	NR	NR		
Marine Corps Officers	1	±1	NR	NR	NR		
Air Force Enlisted	2	±1	NR	NR	5	±15	
E1 – E4	3	±2	14	86	NR	±22	
Air Force Officers	1	±1	NR	NR	NR		
<b>MALES</b>							
Total	1	±1	40	37	23	±20	
Army	0	±1	NR	NR	NR		
Navy	1	±1	NR	NR	NR		
Marine Corps	1	±1	8	NR	NR	±21	
Air Force	1	±1	NR	NR	NR		
Enlisted	1	±1	40	35	25	±21	
E1 – E4	1	±1	NR	NR	NR		
E5 – E9	0	±1	40	40	21	±23	
Officers	0	±1	NR	NR	NR		
O1 – O3	0	±1	NR	NR	NR		
O4 – O6	0	±1	NR	NR	NR		
Experienced USC	9	±6	NR	NR	NR		
Not Experienced USC	0	±1	41	43	15	±21	
Experienced SH	4	±3	NR	NR	NR		
Not Experienced SH	0	±1	42	NR	16	±22	
Deployed Past 12 Months	0	±1	NR	NR	NR		
Not Deployed Past 12 Months	1	±1	NR	28	24	±25	
Army Enlisted	0	±1	NR	NR	NR		
E1 – E4	1	±1	NR	NR	NR		
Army Officers	0	±1	NR	NR	NR		
Navy Enlisted	1	±1	NR	NR	NR		
E1 – E4	2	±2	NR	NR	NR		
Navy Officers	0	±1	NR	NR	NR		
Marine Corps Enlisted	1	±1	NR	NR	NR		
E1 – E4	1	±1	NR	NR	NR		
Marine Corps Officers	1	±1	NR	NR	NR		
Air Force Enlisted	1	±1	NR	NR	NR		
E1 – E4	1	±1	NR	NR	NR		
Air Force Officers	0	±1	NR	NR	NR		

NR: Not reportable

**54. As a result of reporting the situation, did you experience any...  
b. Social retaliation (e.g., ignored by coworkers, being blamed for the situation)?**

1. Yes

2. No

3. Don't know

	Percent Responding		Percentages			Max ME	Percentage Reporting Yes
			1	2	3		
<b>TOTAL</b>	1	±1	36	44	20	±12	
<b>Army</b>	1	±1	47	41	12	±18	
<b>Navy</b>	1	±1	30	41	NR	±22	
<b>Marine Corps</b>	1	±1	22	NR	NR	±22	
<b>Air Force</b>	1	±1	43	42	15	±22	
<b>PAYGRADE</b>							
<b>Enlisted</b>	1	±1	36	43	21	±13	
<b>E1 – E4</b>	1	±1	39	41	20	±20	
E1 – E3	2	±1	30	NR	NR	±18	
E4	1	±1	51	32	16	±22	
<b>E5 – E9</b>	1	±1	31	45	24	±17	
E5 – E6	1	±1	24	48	27	±19	
E7 – E9	0	±1	NR	NR	6	±15	
<b>Officers</b>	0	±1	37	58	5	±18	
<b>W1 – W5</b>	0	±1	NR	NR	NR		
<b>O1 – O3</b>	1	±1	NR	NR	2	±8	
<b>O4 – O6</b>	0	±1	17	72	NR	±24	
<b>DEPLOYMENT</b>							
<b>Deployed Past 12 Months</b>	1	±1	28	52	19	±20	
<b>Not Deployed Past 12 Months</b>	1	±1	38	41	20	±16	
<b>RACE/ETHNICITY</b>							
<b>Non-Hispanic White</b>	1	±1	44	40	15	±22	
<b>Total Minority</b>	1	±1	28	51	20	±15	
Non-Hispanic Black	1	±1	20	NR	NR	±16	
Hispanic	1	±1	NR	45	2	±21	
<b>EXPERIENCED BEHAVIORS</b>							
<b>Experienced USC</b>	9	±4	44	30	NR	±20	
<b>Not Experienced USC</b>	1	±1	33	49	18	±12	
<b>Experienced SH</b>	5	±2	40	39	21	±19	
<b>Not Experienced SH</b>	0	±1	31	51	18	±19	
<b>FEMALES</b>							
<b>Total</b>	3	±1	49	38	13	±15	
<b>Army</b>	3	±1	57	35	8	±15	
<b>Navy</b>	3	±1	59	37	4	±16	
<b>Marine Corps</b>	10	±7	NR	NR	NR		
<b>Air Force</b>	2	±1	38	44	NR	±19	
<b>Enlisted</b>	3	±1	49	37	14	±16	
<b>E1 – E4</b>	5	±2	50	39	11	±21	
<b>E5 – E9</b>	2	±1	48	32	NR	±18	
<b>Officers</b>	1	±1	NR	NR	4	±10	
<b>O1 – O3</b>	2	±1	NR	NR	4	±14	
<b>O4 – O6</b>	1	±1	NR	NR	NR		

Note. Percent responding are Service members who answered the question, who experienced unprofessional, gender-related behavior (Q35), and who formally reported the situation (Q47/Q50).  
NR: Not reportable

54b. Continued	Percent Responding		Percentages			Max ME	Percentage Reporting Yes
			1	2	3		
<b>FEMALES (CONTINUED)</b>							
Experienced USC	10	±4	69	28	3	±17	
Not Experienced USC	3	±1	43	41	16	±18	
Experienced SH	8	±2	50	37	13	±18	
Not Experienced SH	1	±1	NR	NR	10	±16	
Deployed Past 12 Months	3	±1	55	41	4	±17	
Not Deployed Past 12 Months	3	±1	48	37	15	±18	
Army Enlisted	3	±1	58	33	8	±15	
E1 – E4	5	±2	54	38	8	±21	
Army Officers	1	±1	NR	NR	NR		
Navy Enlisted	3	±2	58	38	4	±18	
E1 – E4	5	±3	65	29	5	±22	
Navy Officers	4	±3	NR	NR	6	±18	
Marine Corps Enlisted	11	±8	NR	NR	NR		
E1 – E4	16	±13	NR	NR	NR		
Marine Corps Officers	1	±1	NR	NR	NR		
Air Force Enlisted	2	±1	38	43	NR	±20	
E1 – E4	3	±2	40	60	NR	±22	
Air Force Officers	1	±1	NR	NR	NR		
<b>MALES</b>							
Total	1	±1	23	50	27	±20	
Army	0	±1	NR	NR	NR		
Navy	1	±1	NR	NR	NR		
Marine Corps	1	±1	8	NR	NR	±21	
Air Force	1	±1	NR	NR	NR		
Enlisted	1	±1	24	48	29	±21	
E1 – E4	1	±1	NR	NR	NR		
E5 – E9	0	±1	22	NR	27	±23	
Officers	0	±1	NR	NR	NR		
O1 – O3	0	±1	NR	NR	NR		
O4 – O6	0	±1	NR	NR	NR		
Experienced USC	9	±6	NR	NR	NR		
Not Experienced USC	0	±1	23	57	19	±22	
Experienced SH	3	±2	18	NR	NR	±24	
Not Experienced SH	0	±1	27	NR	20	±23	
Deployed Past 12 Months	0	±1	7	NR	NR	±16	
Not Deployed Past 12 Months	1	±1	29	NR	NR	±22	
Army Enlisted	0	±1	NR	NR	NR		
E1 – E4	0	±1	NR	NR	NR		
Army Officers	0	±1	NR	NR	NR		
Navy Enlisted	1	±1	NR	NR	NR		
E1 – E4	2	±2	NR	NR	NR		
Navy Officers	0	±1	3	97	NR	±13	
Marine Corps Enlisted	1	±1	NR	NR	NR		
E1 – E4	1	±1	NR	NR	NR		
Marine Corps Officers	1	±1	NR	NR	NR		
Air Force Enlisted	1	±1	NR	NR	NR		
E1 – E4	1	±1	NR	NR	NR		
Air Force Officers	0	±1	NR	NR	NR		

NR: Not reportable

**54. What types of retaliation did you experience as a result of reporting the situation? Constructed from Q54a-b.**

1. Professional retaliation                      2. Both professional and social retaliation                      3. Social retaliation
4. Neither professional nor social retaliation

	Percent Responding		Percentages				Max ME
			1	2	3	4	
<b>TOTAL</b>	1	±1	13	22	13	52	±11
<b>Army</b>	1	±1	19	27	16	38	±23
<b>Navy</b>	1	±1	5	17	13	65	±20
<b>Marine Corps</b>	1	±1	NR	12	NR	78	±22
<b>Air Force</b>	1	±1	26	31	12	31	±25
<b>PAYGRADE</b>							
<b>Enlisted</b>	1	±1	13	21	14	52	±12
<b>E1 – E4</b>	2	±1	10	20	17	53	±18
E1 – E3	2	±1	NR	9	18	58	±22
E4	1	±1	3	37	14	46	±22
<b>E5 – E9</b>	1	±1	20	23	8	49	±18
E5 – E6	1	±1	21	19	5	55	±20
E7 – E9	0	±1	NR	NR	NR	19	±25
<b>Officers</b>	0	±1	8	28	9	55	±22
<b>W1 – W5</b>	0	±1	NR	NR	NR	NR	
<b>O1 – O3</b>	1	±1	NR	NR	NR	NR	
<b>O4 – O6</b>	0	±1	NR	14	3	NR	±21
<b>DEPLOYMENT</b>							
<b>Deployed Past 12 Months</b>	1	±1	8	11	18	64	±22
<b>Not Deployed Past 12 Months</b>	1	±1	14	25	12	49	±13
<b>RACE/ETHNICITY</b>							
<b>Non-Hispanic White</b>	1	±1	17	28	14	41	±17
<b>Total Minority</b>	1	±1	9	16	13	63	±14
Non-Hispanic Black	1	±1	12	10	10	69	±22
Hispanic	1	±1	3	31	22	43	±25
<b>EXPERIENCED BEHAVIORS</b>							
<b>Experienced USC</b>	9	±4	8	32	12	NR	±20
<b>Not Experienced USC</b>	1	±1	14	18	14	54	±13
<b>Experienced SH</b>	6	±2	13	20	18	49	±14
<b>Not Experienced SH</b>	0	±1	13	25	6	56	±19
<b>FEMALES</b>							
<b>Total</b>	3	±1	6	24	26	45	±11
<b>Army</b>	3	±1	6	29	27	38	±15
<b>Navy</b>	3	±1	1	29	30	40	±16
<b>Marine Corps</b>	10	±7	NR	15	NR	NR	±25
<b>Air Force</b>	2	±1	NR	17	21	46	±19
<b>Enlisted</b>	3	±1	6	22	26	46	±12
<b>E1 – E4</b>	5	±2	2	18	31	48	±14
<b>E5 – E9</b>	2	±1	NR	34	14	38	±18
<b>Officers</b>	1	±1	5	NR	NR	NR	±10
<b>O1 – O3</b>	2	±1	NR	NR	NR	NR	
<b>O4 – O6</b>	1	±1	NR	NR	NR	NR	

Note. Percent responding are Service members who answered the question, who experienced unprofessional, gender-related behavior (Q35), and who formally reported the situation (Q47/Q50). Members who indicated they did not or they did not know if they experienced professional and social retaliation for reporting are included in the "Neither professional nor social retaliation" category.

NR: Not reportable

54. Continued	Percent Responding		Percentages				Max ME
			1	2	3	4	
<b>FEMALES (CONTINUED)</b>							
Experienced USC	10	±4	NR	46	24	31	±17
Not Experienced USC	3	±1	7	17	26	50	±13
Experienced SH	8	±2	7	24	26	44	±13
Not Experienced SH	1	±1	1	21	NR	NR	±20
Deployed Past 12 Months	3	±1	4	22	33	41	±17
Not Deployed Past 12 Months	3	±1	6	24	24	46	±13
Army Enlisted	3	±1	6	29	29	37	±16
E1 – E4	5	±2	5	19	34	43	±19
Army Officers	1	±1	NR	NR	NR	NR	
Navy Enlisted	3	±2	NR	26	32	42	±17
E1 – E4	5	±3	NR	29	37	35	±22
Navy Officers	4	±3	6	NR	NR	NR	±16
Marine Corps Enlisted	11	±8	NR	15	NR	NR	±25
E1 – E4	16	±13	NR	NR	NR	NR	
Marine Corps Officers	1	±1	NR	NR	NR	NR	
Air Force Enlisted	2	±1	NR	16	22	46	±20
E1 – E4	3	±2	NR	9	31	56	±23
Air Force Officers	1	±1	NR	NR	NR	NR	
<b>MALES</b>							
Total	1	±1	19	20	2	58	±18
Army	0	±1	NR	NR	4	NR	±12
Navy	1	±1	NR	NR	0	NR	±1
Marine Corps	1	±1	NR	8	NR	92	±21
Air Force	1	±1	NR	NR	NR	NR	
Enlisted	1	±1	20	20	2	58	±19
E1 – E4	1	±1	NR	NR	NR	NR	
E5 – E9	0	±1	23	17	5	NR	±23
Officers	0	±1	12	NR	1	NR	±24
O1 – O3	0	±1	NR	NR	NR	NR	
O4 – O6	0	±1	NR	NR	NR	NR	
Experienced USC	9	±6	NR	NR	NR	NR	
Not Experienced USC	0	±1	21	20	1	57	±23
Experienced SH	4	±3	NR	12	4	NR	±22
Not Experienced SH	0	±1	16	26	1	NR	±24
Deployed Past 12 Months	0	±1	NR	1	6	NR	±17
Not Deployed Past 12 Months	1	±1	22	26	1	NR	±22
Army Enlisted	0	±1	NR	NR	4	NR	±14
E1 – E4	1	±1	NR	NR	NR	NR	
Army Officers	0	±1	4	NR	4	NR	±16
Navy Enlisted	1	±1	NR	NR	NR	NR	
E1 – E4	2	±2	NR	NR	NR	NR	
Navy Officers	0	±1	NR	NR	3	97	±13
Marine Corps Enlisted	1	±1	NR	NR	NR	NR	
E1 – E4	1	±1	NR	NR	NR	NR	
Marine Corps Officers	1	±1	NR	NR	NR	NR	
Air Force Enlisted	1	±1	NR	NR	NR	NR	
E1 – E4	1	±1	NR	NR	NR	NR	
Air Force Officers	0	±1	NR	NR	NR	NR	

NR: Not reportable

**55. What were your reasons for not reporting the situation to any of the installation/Service/DoD individuals or organizations?**

- a. You thought it was not important enough to report.      b. You did not know how to report.      c. You felt uncomfortable making a report.  
d. You took care of the problem yourself.      e. You did not think anything would be done.      f. You thought you would not be believed.

	Percent Responding		Percentages						Max ME
			a	b	c	d	e	f	
<b>TOTAL</b>	29	±1	64	11	21	58	26	13	±2
<b>Army</b>	31	±2	63	10	22	59	27	15	±4
<b>Navy</b>	31	±2	59	14	23	55	26	13	±4
<b>Marine Corps</b>	27	±3	66	11	17	58	21	11	±6
<b>Air Force</b>	25	±2	70	10	20	59	26	11	±4
<b>PAYGRADE</b>									
<b>Enlisted</b>	29	±2	62	12	22	58	27	14	±3
<b>E1 – E4</b>	32	±2	62	16	25	55	31	16	±4
E1 – E3	29	±4	68	18	27	55	33	17	±7
E4	34	±3	58	14	24	54	29	15	±5
<b>E5 – E9</b>	27	±2	63	10	20	61	24	13	±3
E5 – E6	29	±2	64	10	21	60	26	14	±4
E7 – E9	21	±2	59	7	13	63	16	8	±4
<b>Officers</b>	29	±2	73	5	15	59	18	6	±3
<b>W1 – W5</b>	27	±5	63	3	15	49	15	6	±10
<b>O1 – O3</b>	33	±2	74	7	18	57	20	7	±4
<b>O4 – O6</b>	26	±2	73	2	11	65	16	6	±4
<b>DEPLOYMENT</b>									
<b>Deployed Past 12 Months</b>	30	±2	65	12	21	58	28	13	±4
<b>Not Deployed Past 12 Months</b>	29	±2	64	11	21	58	24	13	±3
<b>RACE/ETHNICITY</b>									
<b>Non-Hispanic White</b>	29	±2	67	9	18	58	25	11	±3
<b>Total Minority</b>	29	±2	59	15	26	59	26	16	±4
Non-Hispanic Black	27	±3	55	13	23	57	23	13	±5
Hispanic	30	±3	62	17	28	57	29	18	±6
<b>EXPERIENCED BEHAVIORS</b>									
<b>Experienced USC</b>	71	±7	59	25	60	61	55	35	±9
<b>Not Experienced USC</b>	29	±1	65	10	18	58	23	11	±2
<b>Experienced SH</b>	79	±3	63	18	43	64	45	28	±4
<b>Not Experienced SH</b>	24	±1	65	8	13	56	18	7	±3
<b>FEMALES</b>									
<b>Total</b>	49	±2	65	11	30	67	31	16	±2
<b>Army</b>	54	±3	61	12	34	67	35	18	±4
<b>Navy</b>	52	±3	64	12	28	69	28	15	±4
<b>Marine Corps</b>	53	±8	63	14	37	64	27	20	±13
<b>Air Force</b>	42	±3	70	8	26	66	27	13	±4
<b>Enlisted</b>	49	±2	62	12	31	68	32	17	±3
E1 – E4	51	±3	65	15	36	66	34	20	±4
E5 – E9	47	±2	60	9	27	69	30	15	±3
<b>Officers</b>	52	±3	74	6	25	64	26	11	±4
O1 – O3	57	±4	76	7	26	65	25	10	±5
O4 – O6	42	±3	69	4	21	63	28	12	±5

Note. Percent responding are Service members who answered the question, who experienced unprofessional, gender-related behavior (Q35), and who did not report the situation (Q47/Q50).



55. Continued	Percent Responding		Percentages						Max ME
			a	b	c	d	e	f	
<b>FEMALES (CONTINUED)</b>									
Experienced USC	74	±6	53	24	65	66	56	42	±10
Not Experienced USC	50	±2	66	9	26	67	28	13	±2
Experienced SH	77	±3	60	15	46	69	43	25	±3
Not Experienced SH	36	±2	69	6	14	65	18	7	±3
Deployed Past 12 Months	57	±3	65	10	31	69	36	18	±4
Not Deployed Past 12 Months	47	±2	64	11	30	66	29	15	±3
Army Enlisted	54	±3	59	13	35	67	37	20	±4
E1 – E4	54	±5	60	15	41	64	41	24	±7
Army Officers	55	±4	70	7	29	69	30	13	±6
Navy Enlisted	52	±4	62	13	29	70	29	16	±5
E1 – E4	53	±5	64	17	32	66	30	17	±8
Navy Officers	55	±6	76	4	23	65	24	9	±9
Marine Corps Enlisted	52	±9	61	14	39	64	28	21	±15
E1 – E4	52	±14	62	20	46	62	29	29	±21
Marine Corps Officers	63	±7	75	7	27	63	19	10	±14
Air Force Enlisted	41	±3	69	9	28	67	28	14	±5
E1 – E4	44	±5	73	13	30	69	28	14	±8
Air Force Officers	46	±4	77	7	21	59	25	9	±6
<b>MALES</b>									
Total	26	±2	64	11	18	55	24	12	±3
Army	27	±3	64	9	18	57	24	13	±5
Navy	28	±3	58	14	21	51	25	12	±5
Marine Corps	25	±3	67	11	14	57	20	10	±6
Air Force	21	±2	70	11	17	56	25	10	±5
Enlisted	26	±2	62	13	19	55	26	13	±3
E1 – E4	28	±3	61	16	21	51	30	15	±5
E5 – E9	24	±2	63	10	18	58	22	12	±4
Officers	25	±2	73	4	12	57	15	5	±3
O1 – O3	27	±2	73	6	14	54	17	5	±5
O4 – O6	23	±2	74	2	9	65	12	5	±5
Experienced USC	70	±11	64	27	56	57	54	31	±15
Not Experienced USC	25	±2	64	10	16	55	22	11	±3
Experienced SH	81	±5	65	21	40	60	46	30	±7
Not Experienced SH	22	±1	64	9	13	54	19	8	±3
Deployed Past 12 Months	27	±2	65	13	18	55	26	12	±5
Not Deployed Past 12 Months	25	±2	63	10	18	55	22	12	±4
Army Enlisted	26	±3	64	10	18	57	26	15	±6
E1 – E4	29	±5	65	13	21	55	28	14	±10
Army Officers	27	±3	66	5	13	57	17	6	±5
Navy Enlisted	28	±3	55	16	23	49	27	14	±6
E1 – E4	30	±6	52	22	30	44	39	20	±11
Navy Officers	26	±3	72	3	10	61	12	4	±7
Marine Corps Enlisted	26	±3	66	12	15	58	21	10	±7
E1 – E4	29	±5	65	13	14	54	21	11	±9
Marine Corps Officers	20	±4	77	5	7	51	8	2	±11
Air Force Enlisted	21	±2	67	13	19	56	28	12	±6
E1 – E4	24	±4	60	16	21	47	32	14	±9
Air Force Officers	23	±3	82	4	12	56	16	4	±6

**55. What were your reasons for not reporting the situation to any of the installation/Service/DoD individuals or organizations?**

- g. You thought reporting would take too much time and effort.
- h. You were afraid of retaliation/reprisals from the person(s) who did it or from their friends.
- i. You were afraid of negative professional outcomes.
- j. You thought you would be labeled a troublemaker.
- k. Other

	Percent Responding		Percentages					Max ME
			g	h	i	j	k	
<b>TOTAL</b>	29	±1	23	19	24	22	7	±2
<b>Army</b>	30	±2	25	18	23	21	7	±4
<b>Navy</b>	31	±2	23	20	25	23	9	±4
<b>Marine Corps</b>	27	±3	22	15	19	17	6	±5
<b>Air Force</b>	25	±2	20	20	25	24	6	±3
<b>PAYGRADE</b>								
<b>Enlisted</b>	29	±2	24	20	25	23	7	±3
<b>E1 – E4</b>	31	±2	28	22	28	26	8	±4
E1 – E3	29	±4	28	21	27	25	6	±7
E4	33	±3	27	24	29	26	9	±5
<b>E5 – E9</b>	27	±2	21	18	21	21	7	±3
E5 – E6	29	±2	23	19	23	22	7	±3
E7 – E9	21	±2	12	10	14	14	6	±3
<b>Officers</b>	29	±2	18	12	19	17	6	±2
<b>W1 – W5</b>	27	±5	14	10	14	15	6	±6
<b>O1 – O3</b>	33	±2	20	14	22	19	6	±4
<b>O4 – O6</b>	26	±2	16	10	15	15	7	±3
<b>DEPLOYMENT</b>								
<b>Deployed Past 12 Months</b>	30	±2	26	20	25	22	7	±4
<b>Not Deployed Past 12 Months</b>	28	±2	21	18	23	22	7	±2
<b>RACE/ETHNICITY</b>								
<b>Non-Hispanic White</b>	29	±2	22	17	22	21	6	±3
<b>Total Minority</b>	29	±2	24	20	25	24	9	±3
Non-Hispanic Black	27	±3	21	16	21	21	9	±4
Hispanic	30	±3	25	24	29	27	10	±6
<b>EXPERIENCED BEHAVIORS</b>								
<b>Experienced USC</b>	71	±7	48	48	59	51	16	±9
<b>Not Experienced USC</b>	29	±1	21	17	21	20	6	±2
<b>Experienced SH</b>	79	±3	40	36	46	43	9	±4
<b>Not Experienced SH</b>	23	±1	17	12	15	14	6	±2
<b>FEMALES</b>								
<b>Total</b>	49	±2	26	26	33	32	8	±2
<b>Army</b>	54	±3	28	28	35	33	9	±4
<b>Navy</b>	52	±3	27	26	31	31	10	±4
<b>Marine Corps</b>	53	±8	26	28	39	33	5	±11
<b>Air Force</b>	42	±3	22	24	30	31	7	±4
<b>Enlisted</b>	49	±2	27	28	33	33	8	±3
<b>E1 – E4</b>	51	±3	29	31	36	33	8	±4
<b>E5 – E9</b>	47	±2	24	25	31	32	9	±3
<b>Officers</b>	52	±3	23	21	32	28	9	±4
<b>O1 – O3</b>	57	±4	24	20	31	27	9	±5
<b>O4 – O6</b>	42	±3	20	23	32	30	10	±5

Note. Percent responding are Service members who answered the question, who experienced unprofessional, gender-related behavior (Q35), and who did not report the situation (Q47/Q50).

55. Continued	Percent Responding		Percentages					Max ME
			g	h	i	j	k	
<b>FEMALES (CONTINUED)</b>								
Experienced USC	74	±6	42	54	66	63	17	±10
Not Experienced USC	50	±2	24	23	29	28	7	±2
Experienced SH	76	±3	36	40	49	47	10	±3
Not Experienced SH	36	±2	15	12	17	16	7	±3
Deployed Past 12 Months	56	±3	28	30	36	34	9	±4
Not Deployed Past 12 Months	47	±2	25	25	32	31	8	±3
Army Enlisted	54	±3	28	30	35	34	9	±4
E1 – E4	54	±5	32	37	41	37	8	±6
Army Officers	55	±4	28	22	35	30	7	±6
Navy Enlisted	52	±4	27	27	31	32	9	±5
E1 – E4	53	±5	31	27	31	31	10	±7
Navy Officers	55	±6	23	21	30	27	14	±9
Marine Corps Enlisted	52	±9	27	29	40	34	5	±12
E1 – E4	52	±14	28	31	46	36	4	±18
Marine Corps Officers	63	±7	19	20	31	28	6	±9
Air Force Enlisted	41	±3	23	24	31	32	7	±5
E1 – E4	44	±5	23	25	32	30	5	±7
Air Force Officers	46	±4	18	21	29	27	9	±6
<b>MALES</b>								
Total	25	±2	22	16	20	19	6	±3
Army	27	±3	23	14	19	18	6	±5
Navy	28	±3	22	18	23	20	8	±5
Marine Corps	25	±3	22	13	16	15	6	±6
Air Force	21	±2	19	18	22	21	5	±4
Enlisted	25	±2	23	17	22	20	7	±3
E1 – E4	28	±3	27	20	25	23	8	±5
E5 – E9	24	±2	19	15	19	17	6	±3
Officers	25	±2	16	9	14	13	5	±3
O1 – O3	27	±2	18	11	17	15	5	±5
O4 – O6	23	±2	15	7	11	11	6	±3
Experienced USC	69	±11	52	43	55	42	16	±14
Not Experienced USC	25	±2	20	15	19	17	6	±3
Experienced SH	81	±5	42	33	43	38	9	±7
Not Experienced SH	22	±1	17	12	15	14	6	±3
Deployed Past 12 Months	27	±2	25	18	23	19	7	±4
Not Deployed Past 12 Months	25	±2	20	15	19	18	6	±3
Army Enlisted	26	±3	24	16	20	18	6	±6
E1 – E4	28	±5	27	15	23	20	7	±9
Army Officers	28	±3	19	8	13	13	6	±4
Navy Enlisted	28	±3	23	20	24	22	9	±6
E1 – E4	30	±6	32	27	32	29	14	±11
Navy Officers	26	±3	13	8	18	11	5	±8
Marine Corps Enlisted	26	±3	23	14	16	16	6	±6
E1 – E4	28	±4	25	15	17	17	6	±9
Marine Corps Officers	20	±4	12	6	8	6	4	±9
Air Force Enlisted	21	±2	20	20	25	23	6	±5
E1 – E4	24	±4	22	24	31	30	4	±9
Air Force Officers	23	±3	17	11	14	15	4	±5

56. In the past 12 months, have you experienced any of the following sexual contacts that were against your will or occurred when you did not or could not consent where someone: sexually touched you (e.g., intentional touching of genitalia, breasts, or buttocks) or made you sexually touch them; attempted to make you have sexual intercourse, but was not successful; made you have sexual intercourse; attempted to make you perform or receive oral sex, anal sex, or penetration by a finger or object, but was not successful; made you perform or receive oral sex, anal sex, or penetration by a finger or object?

1. Yes, once

2. Yes, multiple times

3. No

	Percent Responding		Percentages			Max ME
			1	2	3	
<b>TOTAL</b>	97	±1	2	1	97	±1
<b>Army</b>	96	±1	2	1	97	±1
<b>Navy</b>	97	±1	1	2	97	±1
<b>Marine Corps</b>	97	±1	2	1	98	±1
<b>Air Force</b>	98	±1	1	1	99	±1
<b>PAYGRADE</b>						
<b>Enlisted</b>	96	±1	2	1	97	±1
<b>E1 – E4</b>	95	±1	2	2	96	±1
E1 – E3	96	±2	3	2	96	±2
E4	95	±2	2	2	96	±2
<b>E5 – E9</b>	97	±1	1	1	98	±1
E5 – E6	97	±1	1	1	98	±1
E7 – E9	99	±1	1	0	99	±1
<b>Officers</b>	98	±1	1	0	99	±1
<b>W1 – W5</b>	98	±1	1	0	99	±2
<b>O1 – O3</b>	98	±1	1	0	99	±1
<b>O4 – O6</b>	99	±1	1	0	99	±2
<b>DEPLOYMENT</b>						
<b>Deployed Past 12 Months</b>	96	±1	2	1	97	±1
<b>Not Deployed Past 12 Months</b>	97	±1	1	1	98	±1
<b>RACE/ETHNICITY</b>						
<b>Non-Hispanic White</b>	97	±1	1	1	98	±1
<b>Total Minority</b>	96	±1	2	2	97	±1
Non-Hispanic Black	96	±2	2	2	96	±1
Hispanic	96	±2	1	2	97	±2
<b>EXPERIENCED BEHAVIORS</b>						
<b>Experienced USC</b>	100	±0	58	42	0	±8
<b>Not Experienced USC</b>	100	±0	0	0	100	±0
<b>Experienced SH</b>	94	±2	10	9	81	±3
<b>Not Experienced SH</b>	97	±1	1	0	99	±1
<b>FEMALES</b>						
<b>Total</b>	96	±1	4	3	93	±1
<b>Army</b>	94	±2	5	4	91	±2
<b>Navy</b>	95	±2	5	3	93	±3
<b>Marine Corps</b>	97	±2	11	1	88	±10
<b>Air Force</b>	97	±1	2	1	96	±2
<b>Enlisted</b>	95	±1	5	3	92	±2
<b>E1 – E4</b>	93	±2	7	4	88	±3
<b>E5 – E9</b>	97	±1	3	2	95	±1
<b>Officers</b>	98	±1	2	1	97	±2
<b>O1 – O3</b>	98	±1	3	1	97	±2
<b>O4 – O6</b>	99	±1	0	0	99	±1

Note. Percent responding are Service members who answered the question.

56. Continued	Percent Responding		Percentages			Max ME
			1	2	3	
<b>FEMALES (CONTINUED)</b>						
Experienced USC	100	±0	63	37	0	±7
Not Experienced USC	100	±0	0	0	100	±0
Experienced SH	94	±2	11	7	82	±3
Not Experienced SH	97	±1	1	0	98	±1
Deployed Past 12 Months	94	±2	6	4	90	±3
Not Deployed Past 12 Months	96	±1	4	2	94	±2
Army Enlisted	93	±2	6	5	89	±3
E1 – E4	91	±4	9	7	85	±5
Army Officers	98	±2	2	2	96	±2
Navy Enlisted	95	±2	5	3	92	±3
E1 – E4	94	±3	8	6	86	±6
Navy Officers	98	±2	3	0	97	±6
Marine Corps Enlisted	97	±2	12	1	87	±11
E1 – E4	97	±2	19	1	80	±16
Marine Corps Officers	98	±2	3	1	96	±3
Air Force Enlisted	97	±1	3	2	96	±2
E1 – E4	96	±2	3	2	96	±3
Air Force Officers	99	±1	1	1	98	±2
<b>MALES</b>						
Total	97	±1	1	1	98	±1
Army	96	±1	2	1	98	±2
Navy	97	±1	1	2	98	±2
Marine Corps	97	±1	1	1	99	±1
Air Force	98	±1	0	0	99	±1
Enlisted	97	±1	1	1	98	±1
E1 – E4	96	±1	2	1	97	±2
E5 – E9	97	±1	1	1	98	±1
Officers	99	±1	1	0	99	±1
O1 – O3	98	±1	0	0	99	±1
O4 – O6	99	±1	1	0	99	±3
Experienced USC	100	±0	55	45	0	±12
Not Experienced USC	100	±0	0	0	100	±0
Experienced SH	94	±3	10	10	80	±6
Not Experienced SH	97	±1	0	0	99	±1
Deployed Past 12 Months	96	±1	1	1	98	±1
Not Deployed Past 12 Months	97	±1	1	1	98	±1
Army Enlisted	95	±2	2	1	97	±2
E1 – E4	95	±3	3	1	96	±3
Army Officers	98	±1	1	0	99	±3
Navy Enlisted	97	±2	1	2	97	±2
E1 – E4	95	±3	2	3	95	±4
Navy Officers	98	±1	0	0	100	±1
Marine Corps Enlisted	97	±1	1	1	98	±1
E1 – E4	97	±2	1	1	98	±2
Marine Corps Officers	98	±2	0	0	100	±2
Air Force Enlisted	98	±1	0	0	99	±1
E1 – E4	97	±2	0	1	99	±2
Air Force Officers	99	±1	0	0	100	±1

**56. Unwanted Sexual Contact incident rate: Constructed from Q56. Unwanted Sexual Contact can be defined as having experienced without your consent and against your will forced performance or receipt of sexual touching (e.g., intentional touching of genitalia, breasts, or buttocks), attempted or completed sexual intercourse, oral sex, anal sex, or penetration by a finger or object.**

	Percent Responding		Percentages		Unwanted Sexual Contact
			Incident Rate	Max ME	
<b>TOTAL</b>	100	±0	3	±1	
<b>Army</b>	100	±0	3	±1	
<b>Navy</b>	100	±0	3	±1	
<b>Marine Corps</b>	100	±0	2	±1	
<b>Air Force</b>	100	±0	1	±1	
<b>PAYGRADE</b>					
<b>Enlisted</b>	100	±0	3	±1	
<b>E1 – E4</b>	100	±0	4	±1	
E1 – E3	100	±0	4	±2	
E4	100	±0	4	±2	
<b>E5 – E9</b>	100	±0	2	±1	
E5 – E6	100	±0	2	±1	
E7 – E9	100	±0	1	±1	
<b>Officers</b>	100	±0	1	±1	
<b>W1 – W5</b>	100	±0	1	±1	
<b>O1 – O3</b>	100	±0	1	±1	
<b>O4 – O6</b>	100	±0	1	±2	
<b>DEPLOYMENT</b>					
<b>Deployed Past 12 Months</b>	100	±0	3	±1	
<b>Not Deployed Past 12 Months</b>	100	±0	2	±1	
<b>RACE/ETHNICITY</b>					
<b>Non-Hispanic White</b>	100	±0	2	±1	
<b>Total Minority</b>	100	±0	3	±1	
Non-Hispanic Black	100	±0	3	±1	
Hispanic	100	±0	3	±2	
<b>EXPERIENCED BEHAVIORS</b>					
<b>Experienced USC</b>	100	±0	100	±0	
<b>Not Experienced USC</b>	100	±0	0	±0	
<b>Experienced SH</b>	100	±0	18	±3	
<b>Not Experienced SH</b>	100	±0	1	±1	
<b>FEMALES</b>					
<b>Total</b>	100	±0	7	±1	
<b>Army</b>	100	±0	9	±2	
<b>Navy</b>	100	±0	7	±3	
<b>Marine Corps</b>	100	±0	12	±10	
<b>Air Force</b>	100	±0	4	±2	
<b>Enlisted</b>	100	±0	8	±2	
<b>E1 – E4</b>	100	±0	11	±3	
<b>E5 – E9</b>	100	±0	5	±1	
<b>Officers</b>	100	±0	3	±2	
<b>O1 – O3</b>	100	±0	3	±2	
<b>O4 – O6</b>	100	±0	1	±1	

Note. Percent responding are Service members who answered the question. Incident rates indicate the percentage of Service members who had at least one experience of unwanted sexual contact during the 12 months before responding to the survey.

56. Continued	Percent Responding		Percentages		Unwanted Sexual Contact
			Incident Rate	Max ME	
<b>FEMALES (CONTINUED)</b>					
Experienced USC	100	±0	100	±0	
Not Experienced USC	100	±0	0	±0	
Experienced SH	100	±0	17	±3	
Not Experienced SH	100	±0	2	±1	
Deployed Past 12 Months	100	±0	9	±3	
Not Deployed Past 12 Months	100	±0	6	±2	
Army Enlisted	100	±0	10	±3	
E1 – E4	100	±0	14	±4	
Army Officers	100	±0	3	±2	
Navy Enlisted	100	±0	8	±3	
E1 – E4	100	±0	13	±5	
Navy Officers	100	±0	3	±6	
Marine Corps Enlisted	100	±0	13	±11	
E1 – E4	100	±0	19	±16	
Marine Corps Officers	100	±0	4	±3	
Air Force Enlisted	100	±0	4	±2	
E1 – E4	100	±0	4	±3	
Air Force Officers	100	±0	2	±2	
<b>MALES</b>					
Total	100	±0	2	±1	
Army	100	±0	2	±1	
Navy	100	±0	2	±2	
Marine Corps	100	±0	1	±1	
Air Force	100	±0	1	±1	
Enlisted	100	±0	2	±1	
E1 – E4	100	±0	3	±2	
E5 – E9	100	±0	1	±1	
Officers	100	±0	1	±1	
O1 – O3	100	±0	1	±1	
O4 – O6	100	±0	1	±3	
Experienced USC	100	±0	100	±0	
Not Experienced USC	100	±0	0	±0	
Experienced SH	100	±0	19	±6	
Not Experienced SH	100	±0	1	±1	
Deployed Past 12 Months	100	±0	2	±1	
Not Deployed Past 12 Months	100	±0	2	±1	
Army Enlisted	100	±0	2	±2	
E1 – E4	100	±0	4	±3	
Army Officers	100	±0	1	±3	
Navy Enlisted	100	±0	3	±2	
E1 – E4	100	±0	4	±4	
Navy Officers	100	±0	0	±1	
Marine Corps Enlisted	100	±0	2	±1	
E1 – E4	100	±0	2	±2	
Marine Corps Officers	100	±0	0	±1	
Air Force Enlisted	100	±0	1	±1	
E1 – E4	100	±0	1	±2	
Air Force Officers	100	±0	0	±1	

**57. What did the person(s) do during the situation?**

- a. Sexually touched you (e.g., intentional touching of genitalia, breasts, or buttocks) or made you sexually touch them
- b. Attempted to make you have sexual intercourse, but was not successful
- c. Made you have sexual intercourse
- d. Attempted to make you perform or receive oral sex, anal sex, or penetration by a finger or object, but was not successful
- e. Made you perform or receive oral sex, anal sex, or penetration by a finger or object

	Percent Responding		Percentages					Max ME
			a	b	c	d	e	
<b>TOTAL</b>	3	±1	68	31	13	25	13	±8
<b>Army</b>	3	±1	65	27	13	28	11	±13
<b>Navy</b>	3	±1	73	33	6	19	11	±16
<b>Marine Corps</b>	2	±1	71	34	33	36	34	±21
<b>Air Force</b>	1	±1	71	39	13	18	9	±14
<b>PAYGRADE</b>								
<b>Enlisted</b>	3	±1	68	32	14	26	14	±8
<b>E1 – E4</b>	4	±1	65	34	15	31	16	±12
E1 – E3	4	±2	65	33	17	23	16	±19
E4	4	±2	64	36	13	36	15	±16
<b>E5 – E9</b>	2	±1	73	27	12	18	11	±10
E5 – E6	2	±1	74	28	13	17	12	±11
E7 – E9	1	±1	65	16	4	NR	1	±21
<b>Officers</b>	1	±1	77	22	6	9	7	±17
<b>W1 – W5</b>	1	±1	NR	NR	3	NR	4	±9
<b>O1 – O3</b>	1	±1	72	28	7	10	9	±20
<b>O4 – O6</b>	1	±1	NR	NR	3	5	3	±18
<b>DEPLOYMENT</b>								
<b>Deployed Past 12 Months</b>	3	±1	67	24	7	22	9	±14
<b>Not Deployed Past 12 Months</b>	2	±1	69	35	17	27	16	±10
<b>RACE/ETHNICITY</b>								
<b>Non-Hispanic White</b>	2	±1	72	29	15	20	15	±12
<b>Total Minority</b>	3	±1	65	33	11	30	11	±12
Non-Hispanic Black	3	±1	66	25	15	22	13	±15
Hispanic	3	±2	65	39	6	45	9	±23
<b>EXPERIENCED BEHAVIORS</b>								
<b>Experienced USC</b>	100	±0	68	31	13	25	13	±8
<b>Not Experienced USC</b>	NA		NA	NA	NA	NA	NA	
<b>Experienced SH</b>	18	±3	72	31	12	24	13	±9
<b>Not Experienced SH</b>	1	±1	59	30	15	27	14	±19
<b>FEMALES</b>								
<b>Total</b>	7	±1	76	39	16	24	16	±8
<b>Army</b>	9	±2	71	37	14	24	10	±12
<b>Navy</b>	7	±2	75	41	8	14	11	±14
<b>Marine Corps</b>	12	±8	93	NR	NR	NR	NR	±10
<b>Air Force</b>	4	±1	77	31	12	14	11	±14
<b>Enlisted</b>	8	±2	75	39	16	24	17	±9
<b>E1 – E4</b>	11	±2	73	44	22	30	23	±12
<b>E5 – E9</b>	5	±1	80	28	5	13	5	±10
<b>Officers</b>	3	±1	80	36	12	16	14	±21
<b>O1 – O3</b>	3	±2	78	NR	12	16	15	±20
<b>O4 – O6</b>	1	±1	NR	NR	NR	NR	NR	

Note. Percent responding are Service members who answered the question and who experienced unwanted sexual contact (Q56).

NR: Not reportable

NA: Not applicable



57. Continued	Percent Responding		Percentages					Max ME
			a	b	c	d	e	
<b>FEMALES (CONTINUED)</b>								
Experienced USC	100	±0	76	39	16	24	16	±8
Not Experienced USC	NA		NA	NA	NA	NA	NA	
Experienced SH	17	±3	78	40	18	27	17	±9
Not Experienced SH	2	±1	63	30	6	8	11	±17
Deployed Past 12 Months	9	±3	69	46	11	19	10	±15
Not Deployed Past 12 Months	6	±1	79	35	18	26	20	±11
Army Enlisted	10	±2	72	38	14	23	9	±13
E1 – E4	14	±4	69	40	18	25	11	±18
Army Officers	3	±2	71	22	15	28	16	±23
Navy Enlisted	8	±3	74	40	9	15	12	±14
E1 – E4	13	±5	72	49	11	19	16	±18
Navy Officers	3	±3	NR	NR	NR	NR	NR	
Marine Corps Enlisted	13	±8	93	NR	NR	NR	NR	±11
E1 – E4	19	±13	95	NR	NR	NR	NR	±10
Marine Corps Officers	4	±2	82	31	18	13	14	±23
Air Force Enlisted	4	±2	76	30	12	14	9	±16
E1 – E4	4	±2	65	31	23	23	17	±24
Air Force Officers	2	±2	NR	NR	NR	NR	NR	
<b>MALES</b>								
Total	2	±1	64	26	11	25	11	±12
Army	2	±1	60	20	12	30	12	±20
Navy	2	±1	71	28	5	22	11	±24
Marine Corps	1	±1	NR	23	22	19	14	±21
Air Force	1	±1	NR	NR	NR	NR	NR	
Enlisted	2	±1	63	27	12	27	12	±13
E1 – E4	3	±1	59	27	9	31	11	±19
E5 – E9	1	±1	70	26	16	20	14	±15
Officers	1	±1	NR	10	0	3	1	±19
O1 – O3	1	±1	NR	NR	NR	4	NR	±18
O4 – O6	1	±1	NR	NR	NR	NR	NR	
Experienced USC	100	±0	64	26	11	25	11	±12
Not Experienced USC	NA		NA	NA	NA	NA	NA	
Experienced SH	19	±5	67	23	7	21	9	±15
Not Experienced SH	1	±1	58	31	18	33	15	±22
Deployed Past 12 Months	2	±1	66	13	6	23	9	±21
Not Deployed Past 12 Months	2	±1	63	35	15	27	13	±16
Army Enlisted	2	±1	59	21	14	33	13	±21
E1 – E4	4	±2	NR	NR	NR	NR	NR	
Army Officers	1	±2	NR	NR	1	1	1	±3
Navy Enlisted	3	±2	71	28	5	22	11	±24
E1 – E4	4	±3	NR	NR	NR	NR	NR	
Navy Officers	0	±1	NR	NR	NR	NR	NR	
Marine Corps Enlisted	2	±1	NR	23	23	19	14	±22
E1 – E4	2	±2	NR	NR	NR	NR	NR	
Marine Corps Officers	0	±1	NR	NR	NR	NR	NR	
Air Force Enlisted	1	±1	NR	NR	NR	NR	NR	
E1 – E4	1	±1	NR	NR	NR	NR	NR	
Air Force Officers	0	±1	NR	NR	NR	NR	NR	

NR: Not reportable

NA: Not applicable

**57. Combinations of Unwanted Sexual Contact. Constructed from Q57.**

1. Experienced unwanted sexual touching (single category)
2. Experienced attempted sexual intercourse, anal or oral sex (with or without unwanted touching)
3. Experienced completed sexual intercourse, anal or oral sex (with or without unwanted touching)
4. Unknown

	Percent Responding		Percentages				Max ME
			1	2	3	4	
<b>TOTAL</b>	3	±1	38	25	16	20	±8
<b>Army</b>	3	±1	35	28	14	23	±13
<b>Navy</b>	3	±1	47	25	12	17	±16
<b>Marine Corps</b>	2	±1	30	8	40	22	±20
<b>Air Force</b>	1	±1	37	29	15	19	±14
<b>PAYGRADE</b>							
<b>Enlisted</b>	3	±1	37	25	17	21	±8
<b>E1 – E4</b>	4	±1	30	30	19	21	±12
E1 – E3	4	±2	29	22	21	28	±20
E4	4	±2	31	35	18	16	±16
<b>E5 – E9</b>	2	±1	48	19	13	21	±10
E5 – E6	2	±1	48	17	14	20	±11
E7 – E9	1	±1	42	NR	4	24	±22
<b>Officers</b>	1	±1	61	18	8	12	±20
<b>W1 – W5</b>	1	±1	NR	NR	5	6	±12
<b>O1 – O3</b>	1	±1	50	24	10	16	±21
<b>O4 – O6</b>	1	±1	NR	NR	3	NR	±15
<b>DEPLOYMENT</b>							
<b>Deployed Past 12 Months</b>	3	±1	38	27	12	22	±15
<b>Not Deployed Past 12 Months</b>	2	±1	39	23	19	19	±9
<b>RACE/ETHNICITY</b>							
<b>Non-Hispanic White</b>	2	±1	42	21	17	20	±12
<b>Total Minority</b>	3	±1	35	29	15	21	±11
Non-Hispanic Black	3	±1	43	17	17	24	±14
Hispanic	3	±2	29	43	13	15	±21
<b>EXPERIENCED BEHAVIORS</b>							
<b>Experienced USC</b>	100	±0	38	25	16	20	±8
<b>Not Experienced USC</b>	NA		NA	NA	NA	NA	
<b>Experienced SH</b>	18	±3	41	26	16	17	±9
<b>Not Experienced SH</b>	1	±1	32	22	17	29	±19
<b>FEMALES</b>							
<b>Total</b>	7	±1	38	29	21	12	±8
<b>Army</b>	9	±2	37	35	17	11	±11
<b>Navy</b>	7	±2	42	29	14	16	±15
<b>Marine Corps</b>	12	±8	14	12	NR	2	±19
<b>Air Force</b>	4	±1	47	24	16	12	±14
<b>Enlisted</b>	8	±2	37	29	22	12	±8
E1 – E4	11	±2	29	31	29	12	±11
E5 – E9	5	±1	54	25	8	13	±10
<b>Officers</b>	3	±1	47	29	16	8	±24
O1 – O3	3	±2	39	NR	18	10	±21
O4 – O6	1	±1	NR	NR	NR	NR	

Note. Percent responding are Service members who answered the question and who experienced unwanted sexual contact (Q56). Members who did not indicate what behavior(s) they experienced (Q57) are coded as "Unknown."

NR: Not reportable

NA: Not applicable

57. Continued	Percent Responding		Percentages				Max ME
			1	2	3	4	
<b>FEMALES (CONTINUED)</b>							
Experienced USC	100	±0	38	29	21	12	±8
Not Experienced USC	NA		NA	NA	NA	NA	
Experienced SH	17	±3	39	30	23	8	±9
Not Experienced SH	2	±1	NR	22	13	30	±16
Deployed Past 12 Months	9	±3	33	40	16	12	±14
Not Deployed Past 12 Months	6	±1	41	24	24	12	±10
Army Enlisted	10	±2	36	36	16	12	±12
E1 – E4	14	±4	31	39	20	11	±16
Army Officers	3	±2	56	20	20	4	±23
Navy Enlisted	8	±3	43	26	15	16	±16
E1 – E4	13	±5	33	31	19	16	±23
Navy Officers	3	±3	NR	NR	NR	NR	
Marine Corps Enlisted	13	±8	12	12	NR	3	±20
E1 – E4	19	±13	10	12	NR	2	±22
Marine Corps Officers	4	±2	NR	18	25	NR	±22
Air Force Enlisted	4	±2	47	25	15	12	±15
E1 – E4	4	±2	32	25	26	17	±23
Air Force Officers	2	±2	NR	NR	NR	NR	
<b>MALES</b>							
Total	2	±1	39	22	13	26	±12
Army	2	±1	34	23	12	30	±20
Navy	2	±1	49	23	11	17	±25
Marine Corps	1	±1	NR	5	22	33	±24
Air Force	1	±1	25	NR	NR	NR	±22
Enlisted	2	±1	37	23	14	27	±13
E1 – E4	3	±1	31	29	12	28	±19
E5 – E9	1	±1	44	15	16	25	±15
Officers	1	±1	NR	9	1	16	±23
O1 – O3	1	±1	NR	NR	NR	NR	
O4 – O6	1	±1	NR	NR	NR	NR	
Experienced USC	100	±0	39	22	13	26	±12
Not Experienced USC	NA		NA	NA	NA	NA	
Experienced SH	19	±5	43	23	10	24	±15
Not Experienced SH	1	±1	32	22	18	28	±25
Deployed Past 12 Months	2	±1	41	21	10	28	±21
Not Deployed Past 12 Months	2	±1	37	23	15	25	±16
Army Enlisted	2	±1	30	25	14	32	±22
E1 – E4	4	±2	NR	NR	NR	NR	
Army Officers	1	±2	NR	NR	1	NR	±4
Navy Enlisted	3	±2	49	NR	11	18	±20
E1 – E4	4	±3	NR	NR	NR	NR	
Navy Officers	0	±1	NR	NR	NR	NR	
Marine Corps Enlisted	2	±1	NR	NR	23	NR	±22
E1 – E4	2	±2	NR	NR	NR	NR	
Marine Corps Officers	0	±1	NR	NR	NR	NR	
Air Force Enlisted	1	±1	NR	NR	NR	NR	
E1 – E4	1	±1	NR	NR	NR	NR	
Air Force Officers	0	±1	NR	NR	NR	NR	

NR: Not reportable

NA: Not applicable

**58. Did the situation occur...**

a. At a military installation?

b. While you were deployed?

c. At your current permanent duty station?

d. During your work day/duty hours?

e. While you were on TDY/TAD, at sea,  
or during field exercises/alerts?

	Percent Responding		Percentages					Max ME
			a	b	c	d	e	
<b>TOTAL</b>	3	±1	75	38	65	59	32	±8
<b>Army</b>	3	±1	75	35	59	56	31	±14
<b>Navy</b>	3	±1	76	56	71	70	43	±15
<b>Marine Corps</b>	2	±1	NR	18	NR	NR	21	±18
<b>Air Force</b>	1	±1	73	21	66	55	23	±14
<b>PAYGRADE</b>								
<b>Enlisted</b>	3	±1	75	39	65	59	33	±9
<b>E1 – E4</b>	4	±1	78	38	69	56	33	±12
E1 – E3	4	±2	84	NR	77	57	NR	±17
E4	4	±2	74	44	63	54	33	±16
<b>E5 – E9</b>	2	±1	70	40	58	65	31	±11
E5 – E6	2	±1	71	42	60	65	29	±12
E7 – E9	1	±1	NR	NR	NR	NR	NR	
<b>Officers</b>	1	±1	69	24	NR	NR	28	±18
<b>W1 – W5</b>	1	±1	NR	NR	NR	NR	NR	
<b>O1 – O3</b>	1	±1	63	30	NR	41	NR	±16
<b>O4 – O6</b>	1	±1	NR	NR	NR	NR	NR	
<b>DEPLOYMENT</b>								
<b>Deployed Past 12 Months</b>	3	±1	81	65	70	64	39	±14
<b>Not Deployed Past 12 Months</b>	2	±1	71	20	62	56	28	±10
<b>RACE/ETHNICITY</b>								
<b>Non-Hispanic White</b>	2	±1	79	36	66	61	33	±12
<b>Total Minority</b>	3	±1	70	39	64	57	31	±11
Non-Hispanic Black	3	±1	72	37	59	57	30	±15
Hispanic	3	±2	NR	NR	NR	NR	NR	
<b>EXPERIENCED BEHAVIORS</b>								
<b>Experienced USC</b>	99	±1	75	38	65	59	32	±8
<b>Not Experienced USC</b>	NA		NA	NA	NA	NA	NA	
<b>Experienced SH</b>	19	±3	82	39	70	63	32	±9
<b>Not Experienced SH</b>	1	±1	55	33	52	NR	32	±17
<b>FEMALES</b>								
<b>Total</b>	7	±1	75	28	66	45	19	±8
<b>Army</b>	9	±2	82	33	65	50	17	±11
<b>Navy</b>	7	±2	70	35	64	52	27	±18
<b>Marine Corps</b>	12	±8	NR	2	NR	12	0	±14
<b>Air Force</b>	4	±1	70	17	70	42	24	±15
<b>Enlisted</b>	8	±2	76	27	66	46	18	±9
<b>E1 – E4</b>	12	±3	76	26	67	37	15	±12
<b>E5 – E9</b>	5	±1	75	30	62	64	22	±10
<b>Officers</b>	3	±1	68	32	69	NR	NR	±18
<b>O1 – O3</b>	3	±2	NR	NR	NR	NR	NR	
<b>O4 – O6</b>	1	±1	NR	NR	NR	NR	NR	

Note. Percent responding are Service members who answered the question and who experienced unwanted sexual contact (Q56).

NR: Not reportable

NA: Not applicable

58. Continued	Percent Responding		Percentages					Max ME
			a	b	c	d	e	
<b>FEMALES (CONTINUED)</b>								
Experienced USC	99	±2	75	28	66	45	19	±8
Not Experienced USC	NA		NA	NA	NA	NA	NA	
Experienced SH	18	±3	80	30	68	49	19	±9
Not Experienced SH	2	±1	NR	15	NR	29	22	±17
Deployed Past 12 Months	10	±3	75	66	57	41	26	±13
Not Deployed Past 12 Months	6	±1	75	8	70	48	16	±10
Army Enlisted	11	±2	84	33	64	51	16	±12
E1 – E4	15	±4	90	33	69	44	13	±18
Army Officers	3	±2	NR	NR	NR	NR	NR	
Navy Enlisted	8	±3	NR	35	62	54	23	±17
E1 – E4	14	±5	NR	31	NR	NR	24	±16
Navy Officers	3	±4	NR	NR	NR	NR	NR	
Marine Corps Enlisted	13	±9	NR	NR	NR	11	NR	±14
E1 – E4	20	±13	NR	NR	NR	8	NR	±13
Marine Corps Officers	4	±2	NR	NR	NR	NR	NR	
Air Force Enlisted	4	±2	69	17	71	41	23	±16
E1 – E4	4	±2	NR	NR	NR	NR	NR	
Air Force Officers	2	±2	NR	NR	NR	NR	NR	
<b>MALES</b>								
Total	2	±1	74	44	64	68	41	±12
Army	2	±1	70	NR	NR	NR	NR	±18
Navy	2	±1	NR	NR	NR	NR	NR	
Marine Corps	1	±1	NR	NR	NR	NR	NR	
Air Force	1	±1	NR	NR	NR	NR	NR	
Enlisted	2	±1	75	46	65	68	42	±12
E1 – E4	3	±1	79	NR	70	69	NR	±18
E5 – E9	2	±1	68	44	56	66	36	±16
Officers	1	±1	NR	NR	NR	NR	NR	
O1 – O3	1	±1	NR	NR	NR	NR	NR	
O4 – O6	1	±1	NR	NR	NR	NR	NR	
Experienced USC	99	±1	74	44	64	68	41	±12
Not Experienced USC	NA		NA	NA	NA	NA	NA	
Experienced SH	20	±5	85	47	72	75	44	±15
Not Experienced SH	1	±1	NR	NR	NR	NR	NR	
Deployed Past 12 Months	2	±1	84	NR	76	75	NR	±17
Not Deployed Past 12 Months	2	±1	67	29	56	62	37	±15
Army Enlisted	3	±1	NR	NR	NR	NR	NR	
E1 – E4	4	±2	NR	NR	NR	NR	NR	
Army Officers	1	±2	NR	NR	NR	NR	NR	
Navy Enlisted	3	±2	NR	NR	NR	NR	NR	
E1 – E4	5	±3	NR	NR	NR	NR	NR	
Navy Officers	0	±1	NR	NR	NR	NR	NR	
Marine Corps Enlisted	2	±1	NR	NR	NR	NR	NR	
E1 – E4	2	±2	NR	NR	NR	NR	NR	
Marine Corps Officers	0	±1	NR	NR	NR	NR	NR	
Air Force Enlisted	1	±1	NR	NR	NR	NR	NR	
E1 – E4	1	±1	NR	NR	NR	NR	NR	
Air Force Officers	0	±1	NR	NR	NR	NR	NR	

NR: Not reportable

NA: Not applicable

**59. When did the situation occur...**

a. Between 6 a.m. and 6 p.m.?

b. After 6 p.m. but before midnight?

c. After midnight but before 6 a.m.?

	Percent Responding		Percentages			Max ME
			a	b	c	
<b>TOTAL</b>	3	±1	61	44	36	±8
<b>Army</b>	3	±1	63	44	24	±13
<b>Navy</b>	3	±1	62	48	50	±15
<b>Marine Corps</b>	2	±1	50	37	49	±19
<b>Air Force</b>	1	±1	59	41	34	±14
<b>PAYGRADE</b>						
<b>Enlisted</b>	3	±1	61	44	37	±9
<b>E1 – E4</b>	4	±1	57	49	41	±12
E1 – E3	4	±2	56	42	47	±18
E4	4	±2	58	54	36	±15
<b>E5 – E9</b>	2	±1	67	36	31	±11
E5 – E6	2	±1	67	33	31	±12
E7 – E9	1	±1	68	62	NR	±23
<b>Officers</b>	1	±1	59	42	24	±20
<b>W1 – W5</b>	1	±1	NR	NR	NR	
<b>O1 – O3</b>	1	±1	42	56	32	±16
<b>O4 – O6</b>	1	±1	NR	NR	NR	
<b>DEPLOYMENT</b>						
<b>Deployed Past 12 Months</b>	3	±1	67	47	34	±14
<b>Not Deployed Past 12 Months</b>	2	±1	57	42	38	±10
<b>RACE/ETHNICITY</b>						
<b>Non-Hispanic White</b>	2	±1	65	41	35	±12
<b>Total Minority</b>	3	±1	55	48	37	±11
Non-Hispanic Black	3	±1	63	40	28	±14
Hispanic	3	±2	49	51	54	±20
<b>EXPERIENCED BEHAVIORS</b>						
<b>Experienced USC</b>	99	±1	61	44	36	±8
<b>Not Experienced USC</b>	NA		NA	NA	NA	
<b>Experienced SH</b>	18	±3	67	48	38	±9
<b>Not Experienced SH</b>	1	±1	44	35	32	±17
<b>FEMALES</b>						
<b>Total</b>	7	±1	53	41	31	±8
<b>Army</b>	9	±2	64	40	23	±9
<b>Navy</b>	7	±2	53	46	37	±16
<b>Marine Corps</b>	12	±8	13	16	NR	±20
<b>Air Force</b>	4	±1	46	48	28	±14
<b>Enlisted</b>	8	±2	53	39	31	±8
E1 – E4	11	±2	45	39	40	±11
E5 – E9	5	±1	69	39	15	±10
<b>Officers</b>	3	±1	47	62	28	±18
O1 – O3	3	±2	38	66	29	±21
O4 – O6	1	±1	NR	NR	NR	

Note. Percent responding are Service members who answered the question and who experienced unwanted sexual contact (Q56).

NR: Not reportable

NA: Not applicable

59. Continued	Percent Responding		Percentages			Max ME
			a	b	c	
<b>FEMALES (CONTINUED)</b>						
Experienced USC	98	±2	53	41	31	±8
Not Experienced USC	NA		NA	NA	NA	
Experienced SH	17	±3	56	43	29	±8
Not Experienced SH	2	±1	37	27	43	±22
Deployed Past 12 Months	9	±3	59	55	26	±13
Not Deployed Past 12 Months	6	±1	50	34	34	±10
Army Enlisted	10	±2	65	39	23	±10
E1 – E4	13	±4	62	40	25	±14
Army Officers	3	±2	61	NR	26	±22
Navy Enlisted	8	±3	55	43	39	±17
E1 – E4	13	±5	46	45	47	±18
Navy Officers	3	±3	NR	NR	NR	
Marine Corps Enlisted	13	±8	13	15	NR	±21
E1 – E4	19	±13	10	15	NR	±23
Marine Corps Officers	4	±2	7	NR	NR	±21
Air Force Enlisted	4	±2	46	49	27	±15
E1 – E4	4	±2	NR	54	NR	±21
Air Force Officers	2	±2	NR	NR	NR	
<b>MALES</b>						
Total	2	±1	66	46	39	±12
Army	2	±1	62	46	25	±21
Navy	2	±1	67	50	57	±21
Marine Corps	1	±1	72	NR	NR	±23
Air Force	1	±1	NR	NR	NR	
Enlisted	2	±1	65	47	40	±13
E1 – E4	3	±1	65	56	41	±18
E5 – E9	1	±1	66	35	39	±15
Officers	1	±1	NR	NR	21	±25
O1 – O3	1	±1	NR	NR	NR	
O4 – O6	1	±1	NR	NR	NR	
Experienced USC	99	±1	66	46	39	±12
Not Experienced USC	NA		NA	NA	NA	
Experienced SH	19	±5	77	52	45	±14
Not Experienced SH	1	±1	46	37	29	±20
Deployed Past 12 Months	2	±1	71	43	37	±19
Not Deployed Past 12 Months	2	±1	61	49	41	±15
Army Enlisted	2	±1	61	49	27	±22
E1 – E4	4	±2	NR	NR	NR	
Army Officers	1	±2	NR	NR	NR	
Navy Enlisted	3	±2	68	49	56	±22
E1 – E4	4	±3	NR	NR	NR	
Navy Officers	0	±1	NR	NR	97	±13
Marine Corps Enlisted	2	±1	71	NR	NR	±24
E1 – E4	2	±1	NR	NR	NR	
Marine Corps Officers	0	±1	NR	NR	NR	
Air Force Enlisted	1	±1	NR	NR	NR	
E1 – E4	1	±1	NR	NR	NR	
Air Force Officers	0	±1	NR	NR	NR	

NR: Not reportable

NA: Not applicable

**60. Where did the situation occur?**

1. In your home/living quarters                      2. In the home/living quarters of the offender                      3. In the home/living quarters of someone else
4. At a bar/nightclub                                      5. At work    6. In a vehicle
7. Other

	Percent Responding		Percentages							Max ME
			1	2	3	4	5	6	7	
<b>TOTAL</b>	2	±1	14	7	7	9	44	4	15	±8
<b>Army</b>	3	±1	18	3	8	6	41	5	19	±13
<b>Navy</b>	3	±1	5	9	7	14	57	2	6	±20
<b>Marine Corps</b>	2	±1	22	11	10	4	25	0	28	±24
<b>Air Force</b>	1	±1	11	12	3	11	42	8	14	±18
<b>PAYGRADE</b>										
<b>Enlisted</b>	3	±1	14	7	8	8	44	4	15	±8
<b>E1 – E4</b>	4	±1	17	9	7	8	38	5	17	±12
E1 – E3	4	±2	17	7	5	6	48	1	17	±18
E4	4	±2	17	10	8	10	31	7	17	±17
<b>E5 – E9</b>	2	±1	8	3	8	9	54	4	13	±11
E5 – E6	2	±1	8	3	9	9	53	4	13	±12
E7 – E9	1	±1	13	NR	NR	11	NR	NR	11	±20
<b>Officers</b>	1	±1	10	8	3	11	NR	1	17	±18
<b>W1 – W5</b>	1	±1	4	NR	2	NR	NR	NR	3	±17
<b>O1 – O3</b>	1	±1	13	11	4	13	38	NR	21	±23
<b>O4 – O6</b>	1	±1	NR	NR	NR	NR	NR	2	NR	±14
<b>DEPLOYMENT</b>										
<b>Deployed Past 12 Months</b>	3	±1	14	6	10	5	48	1	16	±13
<b>Not Deployed Past 12 Months</b>	2	±1	14	7	5	11	42	6	15	±10
<b>RACE/ETHNICITY</b>										
<b>Non-Hispanic White</b>	2	±1	16	4	8	4	50	5	14	±11
<b>Total Minority</b>	3	±1	11	10	7	13	39	4	17	±11
Non-Hispanic Black	3	±1	12	3	10	14	43	5	15	±18
Hispanic	3	±2	7	NR	4	12	40	3	NR	±22
<b>EXPERIENCED BEHAVIORS</b>										
<b>Experienced USC</b>	97	±2	14	7	7	9	44	4	15	±8
<b>Not Experienced USC</b>	NA		NA	NA	NA	NA	NA	NA	NA	
<b>Experienced SH</b>	18	±3	14	6	9	7	51	5	9	±9
<b>Not Experienced SH</b>	1	±1	13	9	3	13	29	1	31	±21
<b>FEMALES</b>										
<b>Total</b>	6	±1	23	8	3	8	40	3	15	±8
<b>Army</b>	9	±2	33	7	3	5	39	3	10	±12
<b>Navy</b>	7	±2	10	5	2	16	49	4	14	±25
<b>Marine Corps</b>	10	±7	21	NR	3	NR	14	1	NR	±24
<b>Air Force</b>	4	±1	16	13	6	10	41	NR	15	±15
<b>Enlisted</b>	7	±1	24	7	3	8	40	3	14	±8
<b>E1 – E4</b>	10	±2	30	8	3	9	31	2	17	±13
<b>E5 – E9</b>	5	±1	13	6	3	7	57	4	9	±10
<b>Officers</b>	3	±1	7	14	6	12	32	1	NR	±17
<b>O1 – O3</b>	3	±2	9	16	7	8	28	NR	NR	±21
<b>O4 – O6</b>	1	±1	5	NR	NR	NR	NR	NR	NR	±11

Note. Percent responding are Service members who answered the question and who experienced unwanted sexual contact (Q56).

NR: Not reportable

NA: Not applicable



60. Continued	Percent Responding		Percentages							Max ME
			1	2	3	4	5	6	7	
<b>FEMALES (CONTINUED)</b>										
Experienced USC	95	±4	23	8	3	8	40	3	15	±8
Not Experienced USC	NA		NA	NA	NA	NA	NA	NA	NA	
Experienced SH	17	±3	23	8	3	6	43	2	15	±9
Not Experienced SH	2	±1	21	8	2	NR	22	7	19	±16
Deployed Past 12 Months	9	±3	28	10	4	5	35	4	15	±16
Not Deployed Past 12 Months	6	±1	20	7	3	10	42	2	16	±11
Army Enlisted	10	±2	35	7	3	4	39	3	9	±12
E1 – E4	13	±4	44	9	4	3	31	2	7	±16
Army Officers	3	±2	NR	14	NR	NR	37	3	19	±24
Navy Enlisted	8	±3	11	5	1	NR	53	4	10	±15
E1 – E4	12	±5	12	7	2	NR	46	2	11	±18
Navy Officers	3	±3	NR	NR	NR	NR	NR	NR	NR	
Marine Corps Enlisted	10	±7	21	NR	3	NR	13	1	NR	±25
E1 – E4	15	±11	NR	NR	1	NR	10	1	NR	±16
Marine Corps Officers	4	±2	24	13	13	NR	NR	NR	14	±22
Air Force Enlisted	4	±2	16	12	6	11	40	NR	16	±16
E1 – E4	4	±2	29	9	NR	12	NR	NR	26	±22
Air Force Officers	2	±2	NR	NR	NR	NR	NR	NR	NR	
<b>MALES</b>										
Total	2	±1	8	6	10	9	47	5	15	±12
Army	2	±1	8	0	11	6	43	7	25	±19
Navy	2	±1	3	NR	10	13	60	1	2	±21
Marine Corps	1	±1	NR	NR	14	5	31	NR	16	±25
Air Force	1	±1	NR	NR	NR	12	NR	NR	NR	±24
Enlisted	2	±1	8	6	10	9	46	5	16	±12
E1 – E4	3	±1	9	9	10	8	42	7	16	±18
E5 – E9	1	±1	6	2	11	10	53	3	15	±16
Officers	1	±1	12	2	0	10	NR	NR	8	±21
O1 – O3	1	±1	NR	NR	NR	20	NR	NR	NR	±24
O4 – O6	1	±1	NR	NR	NR	NR	NR	NR	NR	
Experienced USC	98	±3	8	6	10	9	47	5	15	±12
Not Experienced USC	NA		NA	NA	NA	NA	NA	NA	NA	
Experienced SH	19	±5	6	4	14	7	57	8	4	±14
Not Experienced SH	1	±1	11	NR	3	11	31	NR	35	±20
Deployed Past 12 Months	2	±1	7	4	13	6	55	NR	16	±20
Not Deployed Past 12 Months	2	±1	9	8	7	11	42	9	15	±19
Army Enlisted	2	±1	8	NR	12	6	41	7	26	±20
E1 – E4	4	±2	NR	NR	NR	9	NR	NR	NR	±22
Army Officers	1	±2	NR	NR	0	4	NR	NR	NR	±17
Navy Enlisted	3	±2	3	NR	10	12	61	1	2	±21
E1 – E4	4	±3	NR	NR	14	NR	NR	NR	NR	±25
Navy Officers	0	±1	NR	NR	NR	NR	NR	NR	3	±13
Marine Corps Enlisted	2	±1	NR	NR	14	5	30	NR	NR	±24
E1 – E4	2	±1	NR	NR	NR	NR	NR	NR	NR	
Marine Corps Officers	0	±1	NR	NR	NR	NR	NR	NR	NR	
Air Force Enlisted	1	±1	NR	NR	NR	NR	NR	NR	NR	
E1 – E4	1	±1	NR	NR	NR	NR	NR	NR	NR	
Air Force Officers	0	±1	NR	NR	NR	NR	NR	NR	NR	

NR: Not reportable

NA: Not applicable

**61. What was the gender and number of offender(s)?**

1. One person (male)                      2. One person (female)                      3. More than one person (all males)  
 4. More than one person (all females)    5. More than one person (both males and females)    6. Not sure

	Percent Responding		Percentages						Max ME
			1	2	3	4	5	6	
<b>TOTAL</b>	2	±1	43	15	17	10	7	8	±8
<b>Army</b>	3	±1	45	18	8	13	9	7	±16
<b>Navy</b>	3	±1	38	10	32	5	5	10	±18
<b>Marine Corps</b>	2	±1	53	10	13	8	9	8	±19
<b>Air Force</b>	1	±1	39	19	20	12	0	9	±16
<b>PAYGRADE</b>									
<b>Enlisted</b>	3	±1	43	13	18	10	7	9	±8
<b>E1 – E4</b>	4	±1	46	12	16	8	8	10	±13
E1 – E3	4	±2	54	3	17	4	NR	12	±22
E4	4	±2	41	18	15	11	6	9	±19
<b>E5 – E9</b>	2	±1	39	16	20	14	5	6	±12
E5 – E6	2	±1	39	13	22	14	6	6	±13
E7 – E9	1	±1	36	NR	11	13	2	5	±22
<b>Officers</b>	1	±1	39	NR	13	6	1	2	±20
<b>W1 – W5</b>	1	±1	NR	11	NR	9	7	NR	±20
<b>O1 – O3</b>	1	±1	49	24	17	7	NR	4	±23
<b>O4 – O6</b>	1	±1	NR	NR	4	NR	2	NR	±17
<b>DEPLOYMENT</b>									
<b>Deployed Past 12 Months</b>	3	±1	37	19	22	7	9	6	±18
<b>Not Deployed Past 12 Months</b>	2	±1	47	12	15	12	5	9	±10
<b>RACE/ETHNICITY</b>									
<b>Non-Hispanic White</b>	2	±1	41	18	18	7	7	9	±15
<b>Total Minority</b>	3	±1	45	11	17	13	7	7	±12
Non-Hispanic Black	3	±1	47	7	14	19	2	11	±16
Hispanic	3	±2	47	10	23	NR	6	3	±20
<b>EXPERIENCED BEHAVIORS</b>									
<b>Experienced USC</b>	97	±2	43	15	17	10	7	8	±8
<b>Not Experienced USC</b>	NA		NA	NA	NA	NA	NA	NA	
<b>Experienced SH</b>	18	±3	46	15	19	9	9	3	±10
<b>Not Experienced SH</b>	1	±1	37	14	13	13	1	22	±18
<b>FEMALES</b>									
<b>Total</b>	7	±1	76	1	18	0	3	2	±6
<b>Army</b>	9	±2	80	1	17	0	2	1	±8
<b>Navy</b>	7	±2	68	3	20	0	8	2	±14
<b>Marine Corps</b>	12	±8	94	NR	5	NR	1	NR	±10
<b>Air Force</b>	4	±1	68	NR	28	NR	NR	5	±15
<b>Enlisted</b>	7	±2	76	1	18	0	3	2	±6
<b>E1 – E4</b>	11	±2	77	1	17	0	3	2	±8
<b>E5 – E9</b>	5	±1	75	1	18	0	3	2	±10
<b>Officers</b>	3	±1	73	NR	NR	NR	1	NR	±25
<b>O1 – O3</b>	3	±2	NR	NR	NR	NR	NR	NR	
<b>O4 – O6</b>	1	±1	NR	NR	NR	NR	NR	NR	

Note. Percent responding are Service members who answered the question and who experienced unwanted sexual contact (Q56).

NR: Not reportable

NA: Not applicable

61. Continued	Percent Responding		Percentages						Max ME
			1	2	3	4	5	6	
<b>FEMALES (CONTINUED)</b>									
Experienced USC	97	±2	76	1	18	0	3	2	±6
Not Experienced USC	NA		NA	NA	NA	NA	NA	NA	
Experienced SH	17	±3	75	1	20	0	3	1	±7
Not Experienced SH	2	±1	83	NR	11	NR	1	5	±14
Deployed Past 12 Months	9	±3	68	2	24	0	4	2	±12
Not Deployed Past 12 Months	6	±1	79	1	16	0	3	2	±7
Army Enlisted	10	±2	80	1	17	0	2	1	±8
E1 – E4	13	±4	81	0	18	0	0	1	±11
Army Officers	3	±2	81	NR	17	NR	2	NR	±18
Navy Enlisted	7	±3	70	3	16	NR	9	2	±14
E1 – E4	12	±5	67	4	16	NR	10	2	±17
Navy Officers	3	±3	NR	NR	NR	NR	NR	NR	
Marine Corps Enlisted	13	±8	94	NR	5	NR	1	NR	±11
E1 – E4	19	±13	95	NR	4	NR	1	NR	±11
Marine Corps Officers	4	±2	80	NR	20	NR	NR	NR	±22
Air Force Enlisted	4	±2	65	NR	29	NR	NR	5	±16
E1 – E4	4	±2	59	NR	36	NR	NR	NR	±23
Air Force Officers	2	±2	NR	NR	NR	NR	NR	NR	
<b>MALES</b>									
Total	2	±1	22	24	17	16	9	12	±12
Army	2	±1	24	29	2	21	13	10	±24
Navy	2	±1	23	14	39	7	3	14	±25
Marine Corps	1	±1	NR	15	17	13	NR	13	±23
Air Force	1	±1	4	NR	NR	NR	NR	NR	±12
Enlisted	2	±1	23	21	18	17	9	13	±13
E1 – E4	3	±1	25	19	15	14	11	16	±21
E5 – E9	1	±1	19	24	22	21	6	8	±16
Officers	1	±1	12	NR	1	11	1	NR	±21
O1 – O3	1	±1	NR	NR	NR	15	NR	NR	±24
O4 – O6	1	±1	NR	NR	NR	NR	NR	NR	
Experienced USC	98	±3	22	24	17	16	9	12	±12
Not Experienced USC	NA		NA	NA	NA	NA	NA	NA	
Experienced SH	18	±5	21	27	19	17	13	NR	±17
Not Experienced SH	1	±1	25	18	13	16	1	26	±23
Deployed Past 12 Months	2	±1	22	27	21	11	NR	8	±21
Not Deployed Past 12 Months	2	±1	22	21	14	21	7	15	±16
Army Enlisted	2	±1	25	24	2	23	NR	11	±21
E1 – E4	4	±2	NR	NR	NR	NR	NR	NR	
Army Officers	1	±2	4	NR	0	NR	0	NR	±19
Navy Enlisted	3	±2	24	13	39	7	3	14	±25
E1 – E4	4	±3	NR	13	NR	NR	NR	NR	±23
Navy Officers	0	±1	NR	NR	NR	NR	NR	NR	
Marine Corps Enlisted	2	±1	NR	16	17	14	NR	13	±24
E1 – E4	2	±1	NR	NR	NR	NR	NR	NR	
Marine Corps Officers	0	±1	NR	NR	NR	NR	NR	NR	
Air Force Enlisted	1	±1	NR	NR	NR	NR	NR	NR	
E1 – E4	1	±1	NR	NR	NR	NR	NR	NR	
Air Force Officers	0	±1	NR	NR	NR	NR	NR	NR	

NR: Not reportable

NA: Not applicable

**61. What was the gender of the offender(s)? Constructed from Q61.**

1. Male

2. Female

3. Both males and females were involved

	Percent Responding		Percentages			Max ME
			1	2	3	
<b>TOTAL</b>	2	±1	66	27	7	±9
<b>Army</b>	3	±1	57	33	10	±17
<b>Navy</b>	3	±1	78	17	5	±14
<b>Marine Corps</b>	2	±1	71	19	10	±20
<b>Air Force</b>	1	±1	65	35	NR	±16
<b>PAYGRADE</b>						
<b>Enlisted</b>	3	±1	67	26	8	±9
<b>E1 – E4</b>	4	±1	69	22	9	±14
E1 – E3	3	±2	80	8	NR	±24
E4	4	±2	61	32	7	±17
<b>E5 – E9</b>	2	±1	63	31	6	±12
E5 – E6	2	±1	65	29	6	±13
E7 – E9	1	±1	NR	NR	2	±10
<b>Officers</b>	1	±1	NR	NR	1	±4
<b>W1 – W5</b>	1	±1	NR	21	7	±22
<b>O1 – O3</b>	1	±1	68	32	NR	±17
<b>O4 – O6</b>	1	±1	NR	NR	2	±16
<b>DEPLOYMENT</b>						
<b>Deployed Past 12 Months</b>	3	±1	63	28	9	±19
<b>Not Deployed Past 12 Months</b>	2	±1	68	26	6	±10
<b>RACE/ETHNICITY</b>						
<b>Non-Hispanic White</b>	2	±1	65	28	7	±17
<b>Total Minority</b>	3	±1	67	26	7	±12
Non-Hispanic Black	3	±1	69	29	2	±16
Hispanic	3	±2	71	NR	6	±24
<b>EXPERIENCED BEHAVIORS</b>						
<b>Experienced USC</b>	89	±5	66	27	7	±9
<b>Not Experienced USC</b>	NA		NA	NA	NA	
<b>Experienced SH</b>	17	±3	67	25	9	±10
<b>Not Experienced SH</b>	1	±1	64	35	2	±18
<b>FEMALES</b>						
<b>Total</b>	6	±1	96	1	3	±3
<b>Army</b>	9	±2	98	1	2	±4
<b>Navy</b>	7	±2	89	3	8	±11
<b>Marine Corps</b>	12	±8	99	NR	1	±7
<b>Air Force</b>	3	±1	NR	NR	NR	
<b>Enlisted</b>	7	±2	96	1	3	±4
<b>E1 – E4</b>	10	±2	96	1	3	±5
<b>E5 – E9</b>	5	±1	95	1	4	±6
<b>Officers</b>	3	±1	99	NR	1	±5
<b>O1 – O3</b>	3	±2	NR	NR	NR	
<b>O4 – O6</b>	1	±1	NR	NR	NR	

Note. Percent responding are Service members who answered the question and who experienced unwanted sexual contact (Q56). Respondents who indicated "Not sure" are set to missing.

NR: Not reportable

































NA: Not applicable

61. Continued	Percent Responding		Percentages			Max ME
			1	2	3	
<b>FEMALES (CONTINUED)</b>						
Experienced USC	95	±3	96	1	3	±3
Not Experienced USC	NA		NA	NA	NA	
Experienced SH	17	±3	95	1	3	±4
Not Experienced SH	1	±1	99	NR	1	±8
Deployed Past 12 Months	9	±3	95	2	4	±8
Not Deployed Past 12 Months	6	±1	96	1	3	±4
Army Enlisted	10	±2	97	1	2	±4
E1 – E4	13	±4	100	0	0	±0
Army Officers	3	±2	98	NR	2	±10
Navy Enlisted	7	±3	88	3	9	±11
E1 – E4	12	±5	86	4	10	±15
Navy Officers	3	±3	NR	NR	NR	
Marine Corps Enlisted	13	±8	99	NR	1	±7
E1 – E4	19	±13	99	NR	1	±8
Marine Corps Officers	4	±2	NR	NR	NR	
Air Force Enlisted	4	±2	NR	NR	NR	
E1 – E4	4	±2	NR	NR	NR	
Air Force Officers	2	±2	NR	NR	NR	
<b>MALES</b>						
Total	2	±1	44	46	10	±13
Army	2	±1	29	56	NR	±20
Navy	2	±1	72	24	4	±20
Marine Corps	1	±1	NR	NR	NR	
Air Force	1	±1	NR	NR	NR	
Enlisted	2	±1	46	43	11	±14
E1 – E4	2	±1	48	39	13	±23
E5 – E9	1	±1	45	48	7	±16
Officers	1	±1	14	85	1	±23
O1 – O3	1	±1	NR	NR	NR	
O4 – O6	1	±1	NR	NR	NR	
Experienced USC	86	±8	44	46	10	±13
Not Experienced USC	NA		NA	NA	NA	
Experienced SH	18	±5	41	45	14	±18
Not Experienced SH	1	±1	NR	NR	2	±12
Deployed Past 12 Months	2	±1	47	42	NR	±19
Not Deployed Past 12 Months	1	±1	42	49	8	±16
Army Enlisted	2	±1	31	52	NR	±21
E1 – E4	3	±2	NR	NR	NR	
Army Officers	1	±2	4	95	0	±20
Navy Enlisted	2	±1	73	23	4	±21
E1 – E4	3	±3	NR	NR	NR	
Navy Officers	0	±1	NR	NR	NR	
Marine Corps Enlisted	1	±1	NR	NR	NR	
E1 – E4	2	±1	NR	NR	NR	
Marine Corps Officers	0	±1	NR	NR	NR	
Air Force Enlisted	1	±1	NR	NR	NR	
E1 – E4	1	±1	NR	NR	NR	
Air Force Officers	0	±1	NR	NR	NR	

NR: Not reportable

NA: Not applicable

**61. Did the incident involve multiple offenders? Constructed from Q61.**

	Percent Responding		Percentages	Max	Percentage
			Yes	ME	Reporting Yes
<b>TOTAL</b>	2	±1	37	±8	
<b>Army</b>	3	±1	32	±14	
<b>Navy</b>	3	±1	47	±15	
<b>Marine Corps</b>	2	±1	32	±20	
<b>Air Force</b>	1	±1	36	±15	
<b>PAYGRADE</b>					
<b>Enlisted</b>	3	±1	38	±9	
<b>E1 – E4</b>	4	±1	36	±13	
E1 – E3	3	±2	35	±21	
E4	4	±2	36	±16	
<b>E5 – E9</b>	2	±1	42	±11	
E5 – E6	2	±1	44	±12	
E7 – E9	1	±1	26	±21	
<b>Officers</b>	1	±1	20	±18	
<b>W1 – W5</b>	1	±1	NR		
<b>O1 – O3</b>	1	±1	25	±21	
<b>O4 – O6</b>	1	±1	NR		
<b>DEPLOYMENT</b>					
<b>Deployed Past 12 Months</b>	3	±1	40	±14	
<b>Not Deployed Past 12 Months</b>	2	±1	35	±10	
<b>RACE/ETHNICITY</b>					
<b>Non-Hispanic White</b>	2	±1	35	±13	
<b>Total Minority</b>	3	±1	39	±11	
Non-Hispanic Black	3	±1	39	±15	
Hispanic	3	±2	41	±21	
<b>EXPERIENCED BEHAVIORS</b>					
<b>Experienced USC</b>	89	±5	37	±8	
<b>Not Experienced USC</b>	NA		NA		
<b>Experienced SH</b>	17	±3	38	±9	
<b>Not Experienced SH</b>	1	±1	35	±20	
<b>FEMALES</b>					
<b>Total</b>	6	±1	22	±6	
<b>Army</b>	9	±2	19	±7	
<b>Navy</b>	7	±2	28	±14	
<b>Marine Corps</b>	12	±8	6	±10	
<b>Air Force</b>	3	±1	29	±16	
<b>Enlisted</b>	7	±2	21	±6	
<b>E1 – E4</b>	10	±2	21	±8	
<b>E5 – E9</b>	5	±1	22	±10	
<b>Officers</b>	3	±1	27	±25	
<b>O1 – O3</b>	3	±2	NR		
<b>O4 – O6</b>	1	±1	NR		

Note. Percent responding are Service members who answered the question and who experienced unwanted sexual contact (Q56). Respondents who indicated "Not sure" are set to missing.

NR: Not reportable

NA: Not applicable

61. Continued	Percent Responding		Percentages	Max ME	Percentage Reporting Yes
			Yes		
<b>FEMALES (CONTINUED)</b>					
Experienced USC	95	±3	22	±6	
Not Experienced USC	NA		NA		
Experienced SH	17	±3	23	±7	
Not Experienced SH	1	±1	13	±13	
Deployed Past 12 Months	9	±3	28	±12	
Not Deployed Past 12 Months	6	±1	18	±7	
Army Enlisted	10	±2	19	±8	
E1 – E4	13	±4	18	±11	
Army Officers	3	±2	19	±18	
Navy Enlisted	7	±3	26	±13	
E1 – E4	12	±5	27	±17	
Navy Officers	3	±3	NR		
Marine Corps Enlisted	13	±8	6	±11	
E1 – E4	19	±13	5	±11	
Marine Corps Officers	4	±2	20	±22	
Air Force Enlisted	4	±2	31	±17	
E1 – E4	4	±2	NR		
Air Force Officers	2	±2	NR		
<b>MALES</b>					
Total	2	±1	48	±12	
Army	2	±1	42	±21	
Navy	2	±1	57	±22	
Marine Corps	1	±1	NR		
Air Force	1	±1	NR		
Enlisted	2	±1	50	±13	
E1 – E4	2	±1	48	±19	
E5 – E9	1	±1	53	±16	
Officers	1	±1	14	±21	
O1 – O3	1	±1	17	±25	
O4 – O6	1	±1	NR		
Experienced USC	86	±8	48	±12	
Not Experienced USC	NA		NA		
Experienced SH	18	±5	50	±14	
Not Experienced SH	1	±1	NR		
Deployed Past 12 Months	2	±1	46	±19	
Not Deployed Past 12 Months	1	±1	49	±15	
Army Enlisted	2	±1	45	±21	
E1 – E4	3	±2	NR		
Army Officers	1	±2	NR		
Navy Enlisted	2	±1	NR		
E1 – E4	3	±3	NR		
Navy Officers	0	±1	NR		
Marine Corps Enlisted	1	±1	NR		
E1 – E4	2	±1	NR		
Marine Corps Officers	0	±1	NR		
Air Force Enlisted	1	±1	NR		
E1 – E4	1	±1	NR		
Air Force Officers	0	±1	NR		

NR: Not reportable

NA: Not applicable

**62. What was the offender's organizational level and affiliation?**

- a. Someone in your chain-of-command?      b. Other military person(s) of higher rank/grade than you?      c. Your military coworker(s)?
- d. Your military subordinate(s)?      e. Other military person(s)?      f. DoD/Service civilian employee(s)?
- g. DoD/Service civilian contractor(s)?      h. Person(s) in the local community?      i. Unknown person(s)?

	Percent Responding		Percentages									Max ME
			a	b	c	d	e	f	g	h	i	
<b>TOTAL</b>	2	±1	31	41	55	27	36	14	13	13	16	±8
<b>Army</b>	3	±1	32	47	51	20	30	6	7	9	11	±13
<b>Navy</b>	3	±1	36	42	69	37	46	24	20	18	20	±16
<b>Marine Corps</b>	2	±1	28	27	46	41	39	24	25	28	33	±23
<b>Air Force</b>	1	±1	22	31	41	17	33	12	9	11	10	±15
<b>PAYGRADE</b>												
<b>Enlisted</b>	3	±1	32	42	56	27	37	15	12	14	16	±9
<b>E1 – E4</b>	4	±1	31	42	60	25	41	12	13	13	20	±13
E1 – E3	4	±2	40	51	66	34	49	15	16	18	21	±21
E4	4	±2	24	35	56	19	36	10	11	10	19	±16
<b>E5 – E9</b>	2	±1	35	42	49	31	31	19	11	15	10	±11
E5 – E6	2	±1	36	43	49	30	31	19	10	15	11	±12
E7 – E9	1	±1	31	35	NR	NR	26	18	12	16	5	±21
<b>Officers</b>	1	±1	18	32	42	20	21	9	NR	7	6	±21
<b>W1 – W5</b>	1	±1	NR	NR	NR	NR	NR	3	4	4	3	±10
<b>O1 – O3</b>	1	±1	24	38	54	27	23	11	6	9	8	±22
<b>O4 – O6</b>	1	±1	NR	NR	NR	NR	NR	NR	NR	NR	1	±11
<b>DEPLOYMENT</b>												
<b>Deployed Past 12 Months</b>	3	±1	32	45	60	31	32	15	14	11	15	±15
<b>Not Deployed Past 12 Months</b>	2	±1	31	39	52	24	38	14	12	15	16	±10
<b>RACE/ETHNICITY</b>												
<b>Non-Hispanic White</b>	2	±1	32	42	59	30	38	11	11	9	11	±13
<b>Total Minority</b>	3	±1	31	40	50	24	34	18	15	18	21	±11
Non-Hispanic Black	3	±1	31	45	50	29	33	23	19	20	21	±14
Hispanic	3	±2	33	38	NR	23	35	11	7	12	NR	±22
<b>EXPERIENCED BEHAVIORS</b>												
<b>Experienced USC</b>	94	±4	31	41	55	27	36	14	13	13	16	±8
<b>Not Experienced USC</b>	NA		NA	NA	NA	NA	NA	NA	NA	NA	NA	
<b>Experienced SH</b>	17	±3	38	51	61	31	38	15	14	13	13	±10
<b>Not Experienced SH</b>	1	±1	13	16	38	17	32	12	9	14	21	±18
<b>FEMALES</b>												
<b>Total</b>	7	±1	26	52	54	16	34	10	8	7	10	±8
<b>Army</b>	9	±2	30	61	56	16	30	8	4	4	5	±10
<b>Navy</b>	7	±2	37	54	69	14	34	13	13	12	14	±15
<b>Marine Corps</b>	12	±8	7	17	NR	NR	NR	3	1	1	NR	±20
<b>Air Force</b>	3	±1	15	48	37	12	40	14	11	11	12	±17
<b>Enlisted</b>	7	±2	26	52	54	16	34	10	8	7	10	±8
<b>E1 – E4</b>	11	±2	23	50	58	16	37	8	7	7	12	±11
<b>E5 – E9</b>	5	±1	32	57	47	14	30	14	9	9	6	±10
<b>Officers</b>	3	±1	NR	52	53	22	23	10	4	6	8	±18
<b>O1 – O3</b>	3	±2	NR	NR	NR	25	23	12	6	7	10	±20
<b>O4 – O6</b>	1	±1	NR	NR	NR	13	NR	NR	NR	NR	NR	±24

Note. Percent responding are Service members who answered the question and who experienced unwanted sexual contact (Q56).

NR: Not reportable

NA: Not applicable



62. Continued	Percent Responding		Percentages									Max ME
			a	b	c	d	e	f	g	h	i	
<b>FEMALES (CONTINUED)</b>												
Experienced USC	96	±2	26	52	54	16	34	10	8	7	10	±8
Not Experienced USC	NA		NA	NA	NA	NA	NA	NA	NA	NA	NA	
Experienced SH	17	±3	29	58	56	18	36	10	7	7	10	±8
Not Experienced SH	2	±1	13	26	46	8	20	6	10	7	13	±21
Deployed Past 12 Months	9	±3	35	61	61	14	33	13	14	8	14	±12
Not Deployed Past 12 Months	6	±1	22	48	51	17	34	8	4	7	9	±9
Army Enlisted	10	±2	31	62	56	15	30	8	5	4	5	±10
E1 – E4	13	±4	28	65	58	14	31	5	4	3	5	±14
Army Officers	3	±2	7	NR	NR	30	28	3	3	NR	NR	±22
Navy Enlisted	8	±3	34	52	69	14	35	13	13	11	13	±15
E1 – E4	12	±5	28	49	73	13	38	13	16	14	15	±18
Navy Officers	3	±3	NR	NR	NR	NR	NR	NR	NR	NR	NR	
Marine Corps Enlisted	13	±8	7	17	NR	NR	NR	3	1	1	NR	±21
E1 – E4	19	±13	6	15	NR	NR	NR	3	NR	1	NR	±22
Marine Corps Officers	4	±2	18	31	NR	19	28	11	NR	NR	NR	±23
Air Force Enlisted	4	±2	14	51	37	12	43	13	12	13	13	±18
E1 – E4	4	±2	NR	42	NR	NR	55	NR	3	NR	20	±25
Air Force Officers	2	±2	NR	NR	NR	NR	NR	NR	NR	NR	NR	
<b>MALES</b>												
Total	2	±1	35	34	55	34	38	17	17	18	19	±13
Army	2	±1	33	37	47	23	30	6	9	11	14	±22
Navy	2	±1	35	36	69	48	52	29	23	21	23	±24
Marine Corps	1	±1	NR	NR	NR	NR	NR	NR	NR	NR	NR	
Air Force	1	±1	NR	NR	NR	NR	NR	NR	NR	NR	NR	
Enlisted	2	±1	36	35	57	35	39	18	15	18	20	±13
E1 – E4	3	±1	36	36	61	32	45	15	18	18	26	±20
E5 – E9	1	±1	37	34	50	39	31	22	11	18	12	±15
Officers	1	±1	10	16	NR	18	20	9	NR	8	4	±24
O1 – O3	1	±1	16	24	NR	29	NR	10	NR	NR	NR	±24
O4 – O6	1	±1	NR	NR	NR	NR	NR	NR	NR	NR	NR	
Experienced USC	93	±6	35	34	55	34	38	17	17	18	19	±13
Not Experienced USC	NA		NA	NA	NA	NA	NA	NA	NA	NA	NA	
Experienced SH	18	±5	46	45	66	42	39	20	21	18	17	±15
Not Experienced SH	1	±1	14	13	35	20	35	13	9	16	24	±23
Deployed Past 12 Months	2	±1	30	37	59	39	32	16	14	13	16	±21
Not Deployed Past 12 Months	2	±1	38	32	52	30	42	19	19	21	22	±16
Army Enlisted	2	±1	37	40	50	24	31	6	5	12	16	±23
E1 – E4	3	±2	NR	NR	NR	NR	NR	NR	NR	NR	NR	
Army Officers	1	±2	1	NR	NR	NR	NR	4	NR	4	0	±17
Navy Enlisted	3	±2	36	36	69	48	52	29	23	21	24	±24
E1 – E4	4	±3	NR	NR	NR	NR	NR	NR	NR	NR	NR	
Navy Officers	0	±1	NR	NR	NR	NR	NR	NR	NR	NR	3	±13
Marine Corps Enlisted	1	±1	NR	NR	NR	NR	NR	NR	NR	NR	NR	
E1 – E4	1	±1	NR	NR	NR	NR	NR	NR	NR	NR	NR	
Marine Corps Officers	0	±1	NR	NR	NR	NR	NR	NR	NR	NR	NR	
Air Force Enlisted	1	±1	NR	NR	NR	NR	NR	NR	NR	NR	NR	
E1 – E4	1	±1	NR	NR	NR	NR	NR	NR	NR	NR	NR	
Air Force Officers	0	±1	NR	NR	NR	NR	NR	NR	NR	NR	NR	

NR: Not reportable

NA: Not applicable

**62. What was the organizational affiliation of the person(s) involved? Constructed from Q63.**

1. Military only

2. Both military and civilian

3. Civilian only

	Percent Responding		Percentages			Max ME
			1	2	3	
<b>TOTAL</b>	2	±1	76	18	6	±8
<b>Army</b>	3	±1	83	8	9	±12
<b>Navy</b>	3	±1	71	28	1	±16
<b>Marine Corps</b>	1	±1	64	30	5	±22
<b>Air Force</b>	1	±1	71	19	10	±16
<b>PAYGRADE</b>						
<b>Enlisted</b>	2	±1	77	19	5	±8
<b>E1 – E4</b>	3	±1	80	16	3	±11
E1 – E3	3	±2	80	19	1	±20
E4	3	±1	81	14	5	±13
<b>E5 – E9</b>	2	±1	70	22	7	±11
E5 – E6	2	±1	70	24	6	±12
E7 – E9	1	±1	74	13	13	±21
<b>Officers</b>	1	±1	NR	8	NR	±10
W1 – W5	1	±1	94	4	2	±13
O1 – O3	1	±1	86	10	4	±14
O4 – O6	1	±1	NR	NR	NR	
<b>DEPLOYMENT</b>						
<b>Deployed Past 12 Months</b>	2	±1	76	18	6	±14
<b>Not Deployed Past 12 Months</b>	2	±1	76	18	6	±10
<b>RACE/ETHNICITY</b>						
<b>Non-Hispanic White</b>	2	±1	82	12	6	±12
<b>Total Minority</b>	3	±1	69	25	7	±11
Non-Hispanic Black	3	±1	64	34	2	±15
Hispanic	3	±1	78	16	6	±19
<b>EXPERIENCED BEHAVIORS</b>						
<b>Experienced USC</b>	81	±7	76	18	6	±8
<b>Not Experienced USC</b>	NA		NA	NA	NA	
<b>Experienced SH</b>	16	±3	77	18	5	±9
<b>Not Experienced SH</b>	0	±1	73	17	11	±18
<b>FEMALES</b>						
<b>Total</b>	6	±1	84	12	4	±5
<b>Army</b>	8	±2	88	9	3	±7
<b>Navy</b>	6	±2	81	17	2	±11
<b>Marine Corps</b>	10	±7	94	6	NR	±11
<b>Air Force</b>	3	±1	74	15	11	±18
<b>Enlisted</b>	7	±1	84	12	4	±6
E1 – E4	10	±2	87	10	2	±7
E5 – E9	4	±1	77	16	7	±10
<b>Officers</b>	3	±1	86	7	7	±14
O1 – O3	3	±2	85	9	7	±18
O4 – O6	1	±1	NR	2	NR	±8

Note. Percent responding are Service members who answered the question and who experienced unwanted sexual contact (Q56).

NR: Not reportable

NA: Not applicable

62. Continued	Percent Responding		Percentages			Max ME
			1	2	3	
<b>FEMALES (CONTINUED)</b>						
Experienced USC	90	±5	84	12	4	±5
Not Experienced USC	NA		NA	NA	NA	
Experienced SH	16	±3	84	13	3	±6
Not Experienced SH	1	±1	85	8	7	±16
Deployed Past 12 Months	8	±2	79	18	3	±10
Not Deployed Past 12 Months	5	±1	86	9	4	±6
Army Enlisted	10	±2	87	9	3	±7
E1 – E4	13	±4	91	6	3	±9
Army Officers	3	±2	93	7	NR	±18
Navy Enlisted	7	±3	80	18	2	±12
E1 – E4	11	±5	78	19	3	±15
Navy Officers	3	±3	NR	NR	NR	
Marine Corps Enlisted	10	±7	95	5	NR	±11
E1 – E4	15	±11	96	4	NR	±11
Marine Corps Officers	4	±2	88	12	NR	±19
Air Force Enlisted	3	±2	74	17	9	±19
E1 – E4	3	±2	NR	NR	NR	
Air Force Officers	2	±2	NR	NR	NR	
<b>MALES</b>						
Total	1	±1	70	22	8	±13
Army	2	±1	78	7	14	±21
Navy	2	±1	67	33	NR	±23
Marine Corps	1	±1	NR	NR	NR	
Air Force	1	±1	NR	NR	NR	
Enlisted	2	±1	71	23	6	±13
E1 – E4	2	±1	75	21	4	±19
E5 – E9	1	±1	66	27	8	±17
Officers	1	±1	NR	10	NR	±19
O1 – O3	1	±1	NR	NR	NR	
O4 – O6	1	±1	NR	NR	NR	
Experienced USC	76	±10	70	22	8	±13
Not Experienced USC	NA		NA	NA	NA	
Experienced SH	17	±5	70	23	6	±15
Not Experienced SH	0	±1	68	20	12	±24
Deployed Past 12 Months	2	±1	74	18	8	±23
Not Deployed Past 12 Months	1	±1	66	26	8	±17
Army Enlisted	2	±1	83	7	9	±18
E1 – E4	2	±2	NR	NR	NR	
Army Officers	1	±2	NR	4	NR	±19
Navy Enlisted	2	±1	66	34	NR	±23
E1 – E4	4	±3	NR	NR	NR	
Navy Officers	0	±1	NR	NR	NR	
Marine Corps Enlisted	1	±1	NR	NR	NR	
E1 – E4	1	±1	NR	NR	NR	
Marine Corps Officers	0	±1	NR	NR	NR	
Air Force Enlisted	1	±1	NR	NR	NR	
E1 – E4	1	±1	NR	NR	NR	
Air Force Officers	0	±1	NR	NR	NR	

NR: Not reportable

NA: Not applicable



63. Continued	Percent Responding		Percentages				Max ME	Percentage Involving Any Alcohol/ Drugs		
			a	b	c	d				
<b>FEMALES (CONTINUED)</b>										
Experienced USC	96	±3	18	12	24	2	±9	32.0	±8.0	
Not Experienced USC	NA		NA	NA	NA	NA		NA		
Experienced SH	17	±3	16	10	26	2	±8	30.0	±8.0	
Not Experienced SH	2	±1	NR	NR	17	6	±15	NR		
Deployed Past 12 Months	9	±3	15	6	22	2	±11	26.0	±11.0	
Not Deployed Past 12 Months	6	±1	19	15	25	2	±12	34.0	±10.0	
Army Enlisted	10	±2	8	5	19	0	±8	23.0	±9.0	
E1 – E4	13	±4	10	7	22	0	±12	28.0	±13.0	
Army Officers	3	±2	16	16	NR	NR	±24	NR		
Navy Enlisted	8	±3	24	NR	15	2	±22	30.0	±19.0	
E1 – E4	12	±5	NR	NR	18	2	±14	40.0	±21.0	
Navy Officers	3	±3	NR	NR	NR	NR		NR		
Marine Corps Enlisted	13	±8	NR	NR	NR	NR		NR		
E1 – E4	19	±13	NR	NR	NR	NR		NR		
Marine Corps Officers	4	±2	37	31	NR	NR	±23	NR		
Air Force Enlisted	4	±2	18	14	33	6	±15	39.0	±15.0	
E1 – E4	4	±2	34	24	44	NR	±22	57.0	±21.0	
Air Force Officers	2	±2	NR	NR	NR	NR		NR		
<b>MALES</b>										
Total	2	±1	25	18	29	20	±13	38.0	±12.0	
Army	2	±1	21	13	21	13	±21	28.0	±19.0	
Navy	2	±1	26	24	35	28	±24	44.0	±21.0	
Marine Corps	1	±1	NR	NR	NR	NR		NR		
Air Force	1	±1	NR	NR	NR	NR		NR		
Enlisted	2	±1	26	19	30	22	±13	39.0	±13.0	
E1 – E4	3	±1	30	22	27	27	±20	42.0	±19.0	
E5 – E9	1	±1	21	15	33	13	±15	35.0	±15.0	
Officers	1	±1	10	5	NR	3	±19	NR		
O1 – O3	1	±1	15	NR	NR	NR	±24	NR		
O4 – O6	1	±1	NR	NR	NR	NR		NR		
Experienced USC	92	±6	25	18	29	20	±13	38.0	±12.0	
Not Experienced USC	NA		NA	NA	NA	NA		NA		
Experienced SH	18	±5	27	18	34	18	±15	40.0	±15.0	
Not Experienced SH	1	±1	21	19	21	NR	±24	34.0	±23.0	
Deployed Past 12 Months	2	±1	30	19	27	15	±21	35.0	±19.0	
Not Deployed Past 12 Months	1	±1	22	17	31	24	±17	40.0	±16.0	
Army Enlisted	2	±1	23	14	20	14	±22	28.0	±21.0	
E1 – E4	3	±2	NR	NR	NR	NR		NR		
Army Officers	1	±2	3	NR	NR	NR	±17	NR		
Navy Enlisted	3	±2	26	25	35	28	±24	44.0	±21.0	
E1 – E4	4	±3	NR	NR	NR	NR		NR		
Navy Officers	0	±1	NR	NR	NR	NR		NR		
Marine Corps Enlisted	1	±1	NR	NR	NR	NR		NR		
E1 – E4	1	±1	NR	NR	NR	NR		NR		
Marine Corps Officers	0	±1	NR	NR	NR	NR		NR		
Air Force Enlisted	1	±1	NR	NR	NR	NR		NR		
E1 – E4	1	±1	NR	NR	NR	NR		NR		
Air Force Officers	0	±1	NR	NR	NR	NR		NR		

NR: Not reportable

NA: Not applicable

**64. Did the offender(s)...**



























- a. Threaten to ruin your reputation if you did not consent?
- b. Threaten to physically harm you if you did not consent?
- c. Threaten to physically harm a member of your family if you did not consent?
- d. Use some degree of physical force (e.g., holding you down)?
- e. Use their authority for a search (e.g., body/personal search)?
- f. Use their authority for a medical or dental exam/procedure?
- g. Use their authority as a military civilian/supervisor?

	Percent Responding		Percentages							Max ME	Percentage Involving Both Threats and Force		
			a	b	c	d	e	f	g				
<b>TOTAL</b>	2	±1	16	12	10	28	13	9	16	±8	13.0	±7.0	
<b>Army</b>	3	±1	12	7	3	21	8	3	13	±11	8.0	±7.0	
<b>Navy</b>	3	±1	21	19	19	38	21	19	23	±16	20.0	±16.0	
<b>Marine Corps</b>	2	±1	20	28	19	41	16	14	17	±23	29.0	±23.0	
<b>Air Force</b>	1	±1	13	6	6	15	5	0	8	±16	5.0	±9.0	
<b>PAYGRADE</b>													
<b>Enlisted</b>	3	±1	17	13	10	29	13	9	16	±8	14.0	±7.0	
<b>E1 – E4</b>	4	±1	17	14	9	31	14	8	15	±11	14.0	±10.0	
E1 – E3	4	±2	22	21	14	33	21	13	17	±21	22.0	±18.0	
E4	4	±2	12	9	6	29	9	5	13	±16	8.0	±9.0	
<b>E5 – E9</b>	2	±1	17	12	12	26	13	11	19	±11	13.0	±11.0	
E5 – E6	2	±1	15	12	13	28	13	13	20	±13	13.0	±12.0	
E7 – E9	1	±1	NR	12	4	10	5	NR	10	±20	10.0	±19.0	
<b>Officers</b>	1	±1	5	5	4	10	4	4	7	±12	5.0	±9.0	
W1 – W5	1	±1	12	8	2	2	NR	NR	2	±22	2.0	±10.0	
O1 – O3	1	±1	5	7	5	15	5	7	10	±15	7.0	±13.0	
O4 – O6	1	±1	4	2	2	2	2	NR	4	±17	2.0	±16.0	
<b>DEPLOYMENT</b>													
<b>Deployed Past 12 Months</b>	3	±1	10	9	6	29	8	6	15	±13	9.0	±9.0	
<b>Not Deployed Past 12 Months</b>	2	±1	19	14	12	27	16	11	17	±10	16.0	±9.0	
<b>RACE/ETHNICITY</b>													
<b>Non-Hispanic White</b>	2	±1	12	11	8	25	11	8	14	±11	11.0	±11.0	
<b>Total Minority</b>	3	±1	20	14	12	30	15	10	18	±11	15.0	±9.0	
Non-Hispanic Black	3	±1	15	12	15	24	16	12	20	±16	15.0	±15.0	
Hispanic	3	±2	24	17	9	42	15	7	17	±22	16.0	±16.0	
<b>EXPERIENCED BEHAVIORS</b>													
<b>Experienced USC</b>	94	±4	16	12	10	28	13	9	16	±8	13.0	±7.0	
<b>Not Experienced USC</b>	NA		NA	NA	NA	NA	NA	NA	NA		NA		
<b>Experienced SH</b>	17	±3	19	15	12	30	16	10	20	±9	16.0	±8.0	
<b>Not Experienced SH</b>	1	±1	7	5	5	21	5	5	6	±19	5.0	±12.0	
<b>FEMALES</b>													
<b>Total</b>	7	±1	11	9	2	28	6	2	11	±7	10.0	±6.0	
<b>Army</b>	8	±2	11	7	0	30	5	0	15	±9	10.0	±7.0	
<b>Navy</b>	7	±2	16	11	6	28	11	6	16	±12	8.0	±9.0	
<b>Marine Corps</b>	12	±8	3	NR	NR	NR	3	NR	5	±10	NR		
<b>Air Force</b>	3	±1	6	6	2	20	3	NR	0	±17	6.0	±13.0	
<b>Enlisted</b>	7	±2	11	10	2	29	6	1	12	±7	11.0	±7.0	
<b>E1 – E4</b>	11	±2	15	14	2	35	9	2	12	±10	15.0	±9.0	
<b>E5 – E9</b>	5	±1	3	1	1	19	0	0	12	±9	1.0	±5.0	
<b>Officers</b>	3	±1	5	4	3	10	3	3	4	±16	3.0	±16.0	
<b>O1 – O3</b>	3	±2	4	4	4	13	4	4	4	±19	4.0	±19.0	
<b>O4 – O6</b>	1	±1	NR	NR	NR	NR	NR	NR	NR		NR		

Note. Percent responding are Service members who answered the question and who experienced unwanted sexual contact (Q56). Respondents who did not experience both threats and force are coded "No" for percentage involving both threats and force.

NR: Not reportable

NA: Not applicable

64. Continued	Percent Responding		Percentages							Max ME	Percentage Involving Both Threats and Force		
			a	b	c	d	e	f	g				
<b>FEMALES (CONTINUED)</b>													
Experienced USC	95	±3	11	9	2	28	6	2	11	±7	10.0	±6.0	
Not Experienced USC	NA		NA	NA	NA	NA	NA	NA	NA		NA		
Experienced SH	17	±3	11	10	2	30	7	2	13	±8	11.0	±7.0	
Not Experienced SH	2	±1	6	3	3	17	1	1	4	±16	3.0	±10.0	
Deployed Past 12 Months	9	±3	11	10	2	30	6	2	11	±11	9.0	±8.0	
Not Deployed Past 12 Months	6	±1	10	9	2	27	6	1	12	±9	10.0	±9.0	
Army Enlisted	10	±2	12	7	0	32	6	0	16	±10	11.0	±8.0	
E1 – E4	13	±4	15	11	0	38	8	0	12	±14	16.0	±11.0	
Army Officers	3	±2	2	2	NR	NR	NR	NR	NR	±10	NR		
Navy Enlisted	8	±3	17	11	5	28	11	5	17	±13	8.0	±9.0	
E1 – E4	12	±5	22	14	7	34	14	7	20	±17	10.0	±12.0	
Navy Officers	3	±3	NR	NR	NR	NR	NR	NR	NR		NR		
Marine Corps Enlisted	13	±8	3	NR	NR	NR	4	NR	5	±10	NR		
E1 – E4	19	±13	3	NR	NR	NR	4	NR	5	±11	NR		
Marine Corps Officers	4	±2	NR	NR	NR	5	NR	NR	5	±18	NR		
Air Force Enlisted	4	±2	6	7	2	23	4	NR	NR	±18	7.0	±14.0	
E1 – E4	4	±2	NR	NR	NR	24	NR	NR	NR	±24	NR		
Air Force Officers	2	±2	NR	NR	NR	NR	NR	NR	NR		NR		
<b>MALES</b>													
Total	2	±1	19	15	15	27	17	14	19	±12	15.0	±10.0	
Army	2	±1	13	6	5	16	11	5	12	±19	6.0	±13.0	
Navy	2	±1	23	23	26	43	26	26	26	±22	26.0	±22.0	
Marine Corps	1	±1	NR	NR	NR	NR	NR	NR	NR		NR		
Air Force	1	±1	NR	6	NR	NR	NR	NR	NR	±16	3.0	±17.0	
Enlisted	2	±1	20	15	16	28	18	14	19	±13	16.0	±11.0	
E1 – E4	3	±1	18	13	15	28	17	12	17	±20	13.0	±17.0	
E5 – E9	1	±1	24	18	18	29	19	17	23	±17	19.0	±16.0	
Officers	1	±1	5	6	5	11	4	5	9	±21	6.0	±16.0	
O1 – O3	1	±1	NR	10	NR	NR	NR	10	16	±24	10.0	±24.0	
O4 – O6	1	±1	NR	NR	NR	NR	NR	NR	NR		NR		
Experienced USC	93	±6	19	15	15	27	17	14	19	±12	15.0	±10.0	
Not Experienced USC	NA		NA	NA	NA	NA	NA	NA	NA		NA		
Experienced SH	18	±5	26	19	21	30	23	18	26	±15	20.0	±14.0	
Not Experienced SH	1	±1	8	6	6	22	6	6	6	±24	6.0	±16.0	
Deployed Past 12 Months	2	±1	10	9	8	28	9	8	16	±19	9.0	±13.0	
Not Deployed Past 12 Months	2	±1	27	19	21	27	23	18	21	±17	20.0	±15.0	
Army Enlisted	2	±1	15	7	6	16	12	6	13	±20	7.0	±15.0	
E1 – E4	3	±2	NR	NR	NR	NR	NR	NR	NR		NR		
Army Officers	1	±2	1	0	0	NR	NR	NR	NR	±4	0.0	±3.0	
Navy Enlisted	3	±2	23	23	26	43	26	26	26	±22	26.0	±22.0	
E1 – E4	4	±3	NR	NR	NR	NR	NR	NR	NR		NR		
Navy Officers	0	±1	NR	NR	NR	NR	NR	NR	NR		NR		
Marine Corps Enlisted	1	±1	NR	NR	NR	NR	NR	NR	NR		NR		
E1 – E4	1	±1	NR	NR	NR	NR	NR	NR	NR		NR		
Marine Corps Officers	0	±1	NR	NR	NR	NR	NR	NR	NR		NR		
Air Force Enlisted	1	±1	NR	7	NR	NR	NR	NR	NR	±18	NR		
E1 – E4	1	±1	NR	NR	NR	NR	NR	NR	NR		NR		
Air Force Officers	0	±1	NR	NR	NR	NR	NR	NR	NR		NR		

NR: Not reportable

NA: Not applicable

**65. Prior to the situation, did any of the offender(s)...**

a. Sexually harass you?

b. Stalk you?

	Percent Responding		Percentages		Max ME	Percentage Both Sexually Harassed and Stalked		
			a	b				
<b>TOTAL</b>	2	±1	41	17	±8	12.0	±7.0	■
<b>Army</b>	3	±1	44	16	±13	11.0	±10.0	■
<b>Navy</b>	3	±1	43	17	±15	14.0	±15.0	■
<b>Marine Corps</b>	2	±1	35	23	±20	19.0	±20.0	■
<b>Air Force</b>	1	±1	28	17	±14	6.0	±8.0	■
<b>PAYGRADE</b>								
<b>Enlisted</b>	3	±1	42	18	±8	12.0	±7.0	■
<b>E1 – E4</b>	4	±1	39	18	±12	12.0	±10.0	■
E1 – E3	4	±2	37	16	±19	14.0	±18.0	■
E4	4	±2	40	19	±16	10.0	±13.0	■
<b>E5 – E9</b>	2	±1	48	17	±11	13.0	±11.0	■
E5 – E6	2	±1	48	19	±12	14.0	±12.0	■
E7 – E9	1	±1	NR	7	±18	7.0	±18.0	■
<b>Officers</b>	1	±1	18	10	±13	6.0	±10.0	■
<b>W1 – W5</b>	1	±1	NR	2	±10	NR		
<b>O1 – O3</b>	1	±1	21	15	±14	10.0	±13.0	■
<b>O4 – O6</b>	1	±1	NR	0	±3	NR		
<b>DEPLOYMENT</b>								
<b>Deployed Past 12 Months</b>	3	±1	48	18	±14	10.0	±11.0	■
<b>Not Deployed Past 12 Months</b>	2	±1	36	17	±9	13.0	±9.0	■
<b>RACE/ETHNICITY</b>								
<b>Non-Hispanic White</b>	2	±1	42	13	±12	11.0	±11.0	■
<b>Total Minority</b>	3	±1	39	22	±11	13.0	±8.0	■
Non-Hispanic Black	3	±1	34	16	±13	9.0	±12.0	■
Hispanic	3	±2	49	29	±23	16.0	±16.0	■
<b>EXPERIENCED BEHAVIORS</b>								
<b>Experienced USC</b>	93	±4	41	17	±8	12.0	±7.0	■
<b>Not Experienced USC</b>	NA		NA	NA		NA		
<b>Experienced SH</b>	17	±3	53	19	±9	15.0	±8.0	■
<b>Not Experienced SH</b>	1	±1	9	11	±20	3.0	±6.0	■
<b>FEMALES</b>								
<b>Total</b>	6	±1	43	14	±8	10.0	±4.0	■
<b>Army</b>	8	±2	53	15	±10	11.0	±7.0	■
<b>Navy</b>	7	±2	40	15	±14	12.0	±10.0	■
<b>Marine Corps</b>	12	±8	16	5	±17	4.0	±9.0	■
<b>Air Force</b>	3	±1	36	17	±15	8.0	±12.0	■
<b>Enlisted</b>	7	±2	44	14	±8	10.0	±5.0	■
E1 – E4	11	±2	43	15	±11	11.0	±6.0	■
E5 – E9	5	±1	46	13	±10	7.0	±7.0	■
<b>Officers</b>	3	±1	28	15	±17	10.0	±15.0	■
O1 – O3	3	±2	29	19	±21	14.0	±19.0	■
O4 – O6	1	±1	NR	2	±8	NR		

Note. Percent responding are Service members who answered the question and who experienced unwanted sexual contact (Q56). Respondents who did not experience both sexual harassment and stalking are coded "No" for percentage both sexually harassed and stalked.

NR: Not reportable

NA: Not applicable



65. Continued	Percent Responding		Percentages		Max ME	Percentage Both Sexually Harassed and Stalked		
			a	b				
<b>FEMALES (CONTINUED)</b>								
Experienced USC	95	±3	43	14	±8	10.0	±4.0	■
Not Experienced USC	NA		NA	NA		NA		
Experienced SH	17	±3	48	16	±8	11.0	±5.0	■
Not Experienced SH	2	±1	14	6	±13	4.0	±13.0	■
Deployed Past 12 Months	9	±2	51	16	±13	11.0	±9.0	■
Not Deployed Past 12 Months	6	±1	39	13	±8	9.0	±5.0	■
Army Enlisted	10	±2	55	16	±10	11.0	±7.0	■
E1 – E4	13	±4	55	19	±14	14.0	±10.0	■
Army Officers	3	±2	34	NR	±22	NR		
Navy Enlisted	8	±3	41	14	±15	11.0	±11.0	■
E1 – E4	12	±5	39	13	±18	10.0	±13.0	■
Navy Officers	3	±3	NR	NR		NR		
Marine Corps Enlisted	13	±8	16	4	±18	4.0	±10.0	■
E1 – E4	19	±13	13	5	±17	5.0	±11.0	■
Marine Corps Officers	4	±2	11	13	±20	NR		
Air Force Enlisted	4	±2	38	17	±17	7.0	±14.0	■
E1 – E4	4	±2	41	NR	±22	NR		
Air Force Officers	2	±2	NR	NR		NR		
<b>MALES</b>								
Total	2	±1	39	19	±12	13.0	±11.0	■
Army	2	±1	38	17	±21	11.0	±18.0	■
Navy	2	±1	45	18	±23	16.0	±24.0	■
Marine Corps	1	±1	NR	NR		NR		
Air Force	1	±1	18	NR	±25	3.0	±15.0	■
Enlisted	2	±1	41	20	±13	14.0	±12.0	■
E1 – E4	3	±1	36	20	±20	12.0	±18.0	■
E5 – E9	1	±1	49	19	±16	17.0	±16.0	■
Officers	1	±1	10	5	±17	3.0	±18.0	■
O1 – O3	1	±1	NR	10	±24	NR		
O4 – O6	1	±1	NR	NR		NR		
Experienced USC	92	±6	39	19	±12	13.0	±11.0	■
Not Experienced USC	NA		NA	NA		NA		
Experienced SH	18	±5	57	22	±15	19.0	±15.0	■
Not Experienced SH	1	±1	8	NR	±13	3.0	±8.0	■
Deployed Past 12 Months	2	±1	46	18	±22	10.0	±18.0	■
Not Deployed Past 12 Months	1	±1	34	20	±15	16.0	±16.0	■
Army Enlisted	2	±1	41	19	±23	12.0	±19.0	■
E1 – E4	3	±2	NR	NR		NR		
Army Officers	1	±2	8	0	±21	NR		
Navy Enlisted	3	±2	45	18	±23	16.0	±24.0	■
E1 – E4	4	±3	NR	NR		NR		
Navy Officers	0	±1	NR	NR		NR		
Marine Corps Enlisted	1	±1	NR	NR		NR		
E1 – E4	1	±1	NR	NR		NR		
Marine Corps Officers	0	±1	NR	NR		NR		
Air Force Enlisted	1	±1	NR	NR		3.0	±16.0	■
E1 – E4	1	±1	NR	NR		NR		
Air Force Officers	0	±1	NR	NR		NR		

NR: Not reportable

NA: Not applicable

**66. Did you talk about the situation with...**

a. Your spouse/significant other?

b. A friend?

c. A family member (e.g., parent, brother/  
sister)?d. A chaplain, counselor, ombudsman, or  
health care provider?

e. A civilian hotline or crisis center?

f. A military hotline or Military OneSource?

	Percent Responding		Percentages						Max ME	Percentage Who Talked to Someone		
			a	b	c	d	e	f				
<b>TOTAL</b>	2	±1	36	62	31	16	7	8	±8	67.0	±8.0	
<b>Army</b>	3	±1	39	63	29	14	5	5	±13	69.0	±13.0	
<b>Navy</b>	3	±1	31	60	33	17	9	9	±18	61.0	±15.0	
<b>Marine Corps</b>	2	±1	35	62	33	18	13	17	±22	67.0	±21.0	
<b>Air Force</b>	1	±1	39	62	34	19	7	6	±15	72.0	±15.0	
<b>PAYGRADE</b>												
<b>Enlisted</b>	3	±1	37	62	32	17	7	8	±9	67.0	±9.0	
<b>E1 – E4</b>	4	±1	40	65	33	18	7	8	±12	70.0	±12.0	
E1 – E3	4	±2	43	66	39	18	12	11	±20	70.0	±19.0	
E4	4	±2	37	65	29	19	4	5	±16	69.0	±16.0	
<b>E5 – E9</b>	2	±1	32	58	30	14	8	8	±11	63.0	±11.0	
E5 – E6	2	±1	31	59	33	15	9	9	±12	63.0	±12.0	
E7 – E9	1	±1	38	NR	12	8	NR	3	±22	NR		
<b>Officers</b>	1	±1	28	NR	22	11	5	4	±17	NR		
<b>W1 – W5</b>	1	±1	NR	NR	NR	NR	NR	NR		NR		
O1 – O3	1	±1	38	74	30	13	7	7	±17	84.0	±15.0	
O4 – O6	1	±1	5	NR	NR	NR	2	0	±17	NR		
<b>DEPLOYMENT</b>												
<b>Deployed Past 12 Months</b>	3	±1	33	54	24	7	4	4	±15	57.0	±14.0	
<b>Not Deployed Past 12 Months</b>	2	±1	38	67	36	22	9	10	±10	73.0	±10.0	
<b>RACE/ETHNICITY</b>												
<b>Non-Hispanic White</b>	2	±1	35	61	30	15	7	7	±13	65.0	±12.0	
<b>Total Minority</b>	3	±1	37	63	33	18	7	8	±11	69.0	±12.0	
Non-Hispanic Black	3	±1	35	59	36	13	7	11	±14	65.0	±14.0	
Hispanic	3	±2	43	66	27	NR	2	2	±25	72.0	±25.0	
<b>EXPERIENCED BEHAVIORS</b>												
<b>Experienced USC</b>	94	±4	36	62	31	16	7	8	±8	67.0	±8.0	
<b>Not Experienced USC</b>	NA		NA	NA	NA	NA	NA	NA		NA		
<b>Experienced SH</b>	17	±3	39	71	36	17	8	8	±9	76.0	±9.0	
<b>Not Experienced SH</b>	1	±1	28	39	20	14	4	5	±19	41.0	±16.0	
<b>FEMALES</b>												
<b>Total</b>	6	±1	42	75	37	15	5	5	±8	81.0	±6.0	
<b>Army</b>	8	±2	47	77	37	16	3	4	±11	86.0	±7.0	
<b>Navy</b>	7	±2	44	75	34	13	7	6	±17	79.0	±12.0	
<b>Marine Corps</b>	12	±8	12	NR	NR	10	NR	8	±20	NR		
<b>Air Force</b>	3	±1	46	72	45	19	7	5	±15	79.0	±13.0	
<b>Enlisted</b>	7	±2	42	74	38	15	5	5	±9	81.0	±7.0	
<b>E1 – E4</b>	10	±2	44	77	40	19	6	6	±12	83.0	±9.0	
<b>E5 – E9</b>	5	±1	39	70	33	8	3	3	±10	78.0	±9.0	
<b>Officers</b>	3	±1	40	82	35	15	3	6	±19	87.0	±12.0	
<b>O1 – O3</b>	3	±2	38	86	36	15	4	8	±23	93.0	±14.0	
<b>O4 – O6</b>	1	±1	NR	NR	NR	NR	NR	2	±8	NR		

Note. Percent responding are Service members who answered the question and who experienced unwanted sexual contact (Q56).

NR: Not reportable

NA: Not applicable

66. Continued	Percent Responding		Percentages						Max ME	Percentage Who Talked to Someone		
			a	b	c	d	e	f				
<b>FEMALES (CONTINUED)</b>												
Experienced USC	95	±3	42	75	37	15	5	5	±8	81.0	±6.0	
Not Experienced USC	NA		NA	NA	NA	NA	NA	NA		NA		
Experienced SH	17	±3	42	76	37	16	5	5	±9	84.0	±7.0	
Not Experienced SH	2	±1	NR	67	NR	10	5	6	±18	70.0	±18.0	
Deployed Past 12 Months	9	±2	44	75	33	13	4	5	±16	80.0	±10.0	
Not Deployed Past 12 Months	6	±1	42	75	39	16	5	6	±10	82.0	±8.0	
Army Enlisted	10	±2	46	76	36	16	3	5	±12	85.0	±7.0	
E1 – E4	13	±4	49	80	40	19	4	6	±16	89.0	±9.0	
Army Officers	3	±2	NR	91	NR	8	NR	NR	±19	91.0	±19.0	
Navy Enlisted	8	±3	45	74	35	13	6	6	±18	78.0	±12.0	
E1 – E4	12	±5	50	77	39	15	6	7	±22	77.0	±15.0	
Navy Officers	3	±3	NR	NR	NR	NR	NR	NR		NR		
Marine Corps Enlisted	13	±8	13	NR	NR	9	NR	7	±21	NR		
E1 – E4	19	±13	11	NR	NR	10	NR	NR	±22	NR		
Marine Corps Officers	4	±2	11	NR	18	18	5	11	±21	NR		
Air Force Enlisted	4	±2	48	73	46	20	7	5	±16	79.0	±14.0	
E1 – E4	4	±2	57	71	NR	38	13	7	±23	85.0	±20.0	
Air Force Officers	2	±2	NR	NR	NR	NR	NR	NR		NR		
<b>MALES</b>												
Total	2	±1	32	53	28	17	8	9	±13	57.0	±12.0	
Army	2	±1	34	54	25	13	6	6	±22	58.0	±19.0	
Navy	2	±1	25	52	33	NR	NR	NR	±24	53.0	±20.0	
Marine Corps	1	±1	NR	NR	NR	NR	NR	NR		NR		
Air Force	1	±1	NR	NR	NR	NR	NR	NR		NR		
Enlisted	2	±1	33	55	29	18	9	9	±14	58.0	±13.0	
E1 – E4	3	±1	36	57	28	18	8	9	±21	60.0	±18.0	
E5 – E9	1	±1	29	51	29	17	10	10	±16	55.0	±15.0	
Officers	1	±1	20	NR	11	8	6	3	±24	NR		
O1 – O3	1	±1	NR	NR	NR	10	NR	NR	±24	NR		
O4 – O6	1	±1	NR	NR	NR	NR	NR	NR		NR		
Experienced USC	93	±6	32	53	28	17	8	9	±13	57.0	±12.0	
Not Experienced USC	NA		NA	NA	NA	NA	NA	NA		NA		
Experienced SH	18	±5	37	66	35	18	11	11	±16	70.0	±14.0	
Not Experienced SH	1	±1	24	30	NR	15	4	5	±25	33.0	±20.0	
Deployed Past 12 Months	2	±1	27	44	20	4	4	4	±22	45.0	±19.0	
Not Deployed Past 12 Months	2	±1	36	61	34	27	12	13	±17	66.0	±15.0	
Army Enlisted	2	±1	36	58	26	14	6	6	±23	61.0	±21.0	
E1 – E4	3	±2	NR	NR	NR	NR	NR	NR		NR		
Army Officers	1	±2	NR	NR	NR	5	NR	NR	±20	NR		
Navy Enlisted	3	±2	25	52	33	NR	NR	NR	±25	52.0	±20.0	
E1 – E4	4	±3	NR	NR	NR	NR	NR	NR		NR		
Navy Officers	0	±1	NR	NR	NR	NR	NR	NR		NR		
Marine Corps Enlisted	1	±1	NR	NR	NR	NR	NR	NR		NR		
E1 – E4	1	±1	NR	NR	NR	NR	NR	NR		NR		
Marine Corps Officers	0	±1	NR	NR	NR	NR	NR	NR		NR		
Air Force Enlisted	1	±1	NR	NR	NR	NR	NR	NR		NR		
E1 – E4	1	±1	NR	NR	NR	NR	NR	NR		NR		
Air Force Officers	0	±1	NR	NR	NR	NR	NR	NR		NR		

NR: Not reportable

NA: Not applicable

**67. Did you seek professional help/treatment or use other support services following the situation?**

1. Yes, from military/DoD-related service providers only      2. Yes, from civilian service providers only      3. Yes, from both civilian and military service providers  
4. No

	Percent Responding		Percentages				Max ME	Percentage Reporting Yes		
			1	2	3	4				
<b>TOTAL</b>	2	±1	7	5	4	84	±6	16.0	±6.0	
<b>Army</b>	3	±1	6	5	2	88	±11	12.0	±9.0	
<b>Navy</b>	3	±1	7	0	6	86	±13	14.0	±13.0	
<b>Marine Corps</b>	2	±1	12	13	8	67	±21	33.0	±20.0	
<b>Air Force</b>	1	±1	5	11	7	76	±14	24.0	±14.0	
<b>PAYGRADE</b>										
<b>Enlisted</b>	3	±1	7	6	5	83	±7	17.0	±7.0	
<b>E1 – E4</b>	4	±1	6	3	6	85	±8	15.0	±8.0	
E1 – E3	4	±2	9	4	8	79	±15	21.0	±15.0	
E4	4	±2	3	3	5	89	±9	11.0	±8.0	
<b>E5 – E9</b>	2	±1	8	9	3	80	±12	20.0	±11.0	
E5 – E6	2	±1	8	9	3	80	±14	20.0	±13.0	
E7 – E9	1	±1	10	8	NR	82	±21	18.0	±21.0	
<b>Officers</b>	1	±1	8	0	0	92	±10	8.0	±10.0	
<b>W1 – W5</b>	1	±1	NR	NR	NR	NR		NR		
<b>O1 – O3</b>	1	±1	11	NR	0	89	±14	11.0	±14.0	
<b>O4 – O6</b>	1	±1	3	NR	NR	97	±13	3.0	±13.0	
<b>DEPLOYMENT</b>										
<b>Deployed Past 12 Months</b>	3	±1	2	2	2	94	±6	6.0	±6.0	
<b>Not Deployed Past 12 Months</b>	2	±1	10	7	6	77	±9	23.0	±9.0	
<b>RACE/ETHNICITY</b>										
<b>Non-Hispanic White</b>	2	±1	5	3	5	86	±8	14.0	±8.0	
<b>Total Minority</b>	3	±1	8	7	4	81	±9	19.0	±9.0	
Non-Hispanic Black	3	±1	8	9	4	79	±18	21.0	±15.0	
Hispanic	3	±2	10	2	5	83	±20	17.0	±18.0	
<b>EXPERIENCED BEHAVIORS</b>										
<b>Experienced USC</b>	92	±5	7	5	4	84	±6	16.0	±6.0	
<b>Not Experienced USC</b>	NA		NA	NA	NA	NA		NA		
<b>Experienced SH</b>	17	±3	6	6	5	82	±7	18.0	±7.0	
<b>Not Experienced SH</b>	1	±1	7	3	3	88	±13	12.0	±12.0	
<b>FEMALES</b>										
<b>Total</b>	6	±1	9	2	5	84	±7	16.0	±7.0	
<b>Army</b>	8	±2	7	1	5	87	±7	13.0	±7.0	
<b>Navy</b>	7	±2	16	1	4	79	±25	21.0	±22.0	
<b>Marine Corps</b>	12	±8	3	1	NR	91	±19	9.0	±19.0	
<b>Air Force</b>	3	±1	9	4	6	81	±13	19.0	±13.0	
<b>Enlisted</b>	7	±2	9	2	5	84	±8	16.0	±8.0	
<b>E1 – E4</b>	10	±2	12	0	7	80	±12	20.0	±11.0	
<b>E5 – E9</b>	5	±1	4	4	1	91	±8	9.0	±8.0	
<b>Officers</b>	3	±1	14	NR	0	86	±16	14.0	±16.0	
<b>O1 – O3</b>	3	±2	15	NR	0	84	±20	16.0	±20.0	
<b>O4 – O6</b>	1	±1	NR	NR	NR	NR		NR		

Note. Percent responding are Service members who answered the question and who experienced unwanted sexual contact (Q56).

NR: Not reportable

NA: Not applicable

67. Continued	Percent Responding		Percentages				Max ME	Percentage Reporting Yes		
			1	2	3	4				
<b>FEMALES (CONTINUED)</b>										
Experienced USC	94	±3	9	2	5	84	±7	16.0	±7.0	
Not Experienced USC	NA		NA	NA	NA	NA		NA		
Experienced SH	17	±3	6	2	5	86	±5	14.0	±5.0	
Not Experienced SH	1	±1	NR	NR	3	NR	±9	NR		
Deployed Past 12 Months	8	±2	5	2	3	90	±8	10.0	±8.0	
Not Deployed Past 12 Months	6	±1	11	1	6	81	±10	19.0	±10.0	
Army Enlisted	10	±2	7	1	5	86	±7	14.0	±7.0	
E1 – E4	13	±4	10	0	8	82	±11	18.0	±11.0	
Army Officers	3	±2	2	NR	NR	98	±11	2.0	±11.0	
Navy Enlisted	8	±3	NR	1	4	79	±23	21.0	±23.0	
E1 – E4	12	±5	NR	NR	4	NR	±12	NR		
Navy Officers	3	±3	NR	NR	NR	NR		NR		
Marine Corps Enlisted	13	±8	4	1	NR	91	±20	9.0	±20.0	
E1 – E4	19	±13	4	1	NR	90	±22	10.0	±22.0	
Marine Corps Officers	4	±2	NR	NR	5	95	±18	5.0	±18.0	
Air Force Enlisted	4	±2	7	4	7	82	±14	18.0	±14.0	
E1 – E4	4	±2	9	2	16	73	±22	27.0	±22.0	
Air Force Officers	2	±2	NR	NR	NR	NR		NR		
<b>MALES</b>										
Total	2	±1	5	8	4	84	±9	16.0	±9.0	
Army	2	±1	5	7	1	88	±18	12.0	±16.0	
Navy	2	±1	3	NR	7	90	±18	10.0	±17.0	
Marine Corps	1	±1	19	NR	NR	NR	±25	NR		
Air Force	1	±1	NR	NR	NR	NR		NR		
Enlisted	2	±1	5	8	4	83	±10	17.0	±10.0	
E1 – E4	2	±1	1	6	5	89	±12	11.0	±12.0	
E5 – E9	1	±1	10	11	4	74	±18	26.0	±16.0	
Officers	1	±1	3	NR	NR	97	±18	3.0	±18.0	
O1 – O3	1	±1	NR	NR	NR	NR		NR		
O4 – O6	1	±1	NR	NR	NR	NR		NR		
Experienced USC	90	±8	5	8	4	84	±9	16.0	±9.0	
Not Experienced USC	NA		NA	NA	NA	NA		NA		
Experienced SH	17	±5	6	10	5	78	±13	22.0	±13.0	
Not Experienced SH	1	±1	2	3	2	92	±10	8.0	±10.0	
Deployed Past 12 Months	2	±1	NR	2	2	96	±12	4.0	±10.0	
Not Deployed Past 12 Months	1	±1	8	12	6	74	±14	26.0	±14.0	
Army Enlisted	2	±1	5	8	1	87	±19	13.0	±18.0	
E1 – E4	3	±2	NR	NR	NR	NR		NR		
Army Officers	1	±2	NR	NR	NR	NR		NR		
Navy Enlisted	2	±1	3	NR	7	90	±18	10.0	±18.0	
E1 – E4	4	±3	NR	NR	NR	NR		NR		
Navy Officers	0	±1	NR	NR	NR	NR		NR		
Marine Corps Enlisted	1	±1	NR	NR	NR	NR		NR		
E1 – E4	1	±1	NR	NR	NR	NR		NR		
Marine Corps Officers	0	±1	NR	NR	NR	NR		NR		
Air Force Enlisted	1	±1	NR	NR	NR	NR		NR		
E1 – E4	1	±1	NR	NR	NR	NR		NR		
Air Force Officers	0	±1	NR	NR	NR	NR		NR		

NR: Not reportable

NA: Not applicable

**68. How satisfied are you with the professional help/treatment you received?**

1. Very dissatisfied  
4. Satisfied

2. Dissatisfied  
5. Very satisfied

3. Neither satisfied nor dissatisfied

	Percent Responding		Percentages					Max ME	Average Satisfaction		
			1	2	3	4	5				
<b>TOTAL</b>	0	±1	6	21	28	23	22	±21	3.3	±0.4	
<b>Army</b>	0	±1	6	NR	NR	NR	11	±17	3.2	±0.6	
<b>Navy</b>	0	±1	4	NR	NR	6	NR	±15	NR		
<b>Marine Corps</b>	1	±1	NR	NR	NR	NR	NR		NR		
<b>Air Force</b>	0	±1	7	NR	NR	NR	19	±25	3.3	±0.6	
<b>PAYGRADE</b>											
<b>Enlisted</b>	0	±1	6	21	29	23	21	±21	3.3	±0.4	
<b>E1 – E4</b>	1	±1	8	18	NR	17	21	±19	3.2	±0.5	
E1 – E3	1	±1	11	NR	NR	8	12	±23	2.9	±0.5	
E4	0	±1	4	11	NR	NR	NR	±18	3.7	±0.6	
<b>E5 – E9</b>	0	±1	4	NR	NR	NR	21	±25	3.4	±0.6	
E5 – E6	0	±1	3	NR	NR	NR	NR	±10	NR		
E7 – E9	0	±1	NR	NR	NR	NR	NR		NR		
<b>Officers</b>	0	±1	NR	NR	NR	NR	NR		NR		
<b>W1 – W5</b>	NA		NA	NA	NA	NA	NA				
<b>O1 – O3</b>	0	±1	NR	NR	NR	NR	NR		NR		
<b>O4 – O6</b>	0	±0	NR	NR	NR	NR	NR		NR		
<b>DEPLOYMENT</b>											
<b>Deployed Past 12 Months</b>	0	±1	NR	NR	NR	NR	7	±19	NR		
<b>Not Deployed Past 12 Months</b>	0	±1	7	21	28	19	24	±24	3.3	±0.4	
<b>RACE/ETHNICITY</b>											
<b>Non-Hispanic White</b>	0	±1	4	NR	NR	NR	15	±16	3.3	±0.5	
<b>Total Minority</b>	1	±1	8	15	NR	10	27	±22	3.3	±0.5	
Non-Hispanic Black	1	±1	14	8	NR	11	NR	±24	3.3	±0.7	
Hispanic	1	±1	3	NR	NR	12	NR	±23	3.2	±0.5	
<b>EXPERIENCED BEHAVIORS</b>											
<b>Experienced USC</b>	15	±5	6	21	28	23	22	±21	3.3	±0.4	
<b>Not Experienced USC</b>	NA		NA	NA	NA	NA	NA				
<b>Experienced SH</b>	3	±2	4	22	26	25	23	±23	3.4	±0.4	
<b>Not Experienced SH</b>	0	±1	NR	NR	NR	NR	NR		3.0	±0.6	
<b>FEMALES</b>											
<b>Total</b>	1	±1	10	13	NR	24	26	±17	3.4	±0.4	
<b>Army</b>	1	±1	NR	17	14	37	21	±24	3.4	±0.6	
<b>Navy</b>	1	±2	NR	NR	NR	NR	NR		NR		
<b>Marine Corps</b>	1	±2	NR	NR	NR	NR	NR		NR		
<b>Air Force</b>	1	±1	NR	NR	NR	NR	NR		NR		
<b>Enlisted</b>	1	±1	10	12	NR	24	25	±18	3.4	±0.4	
<b>E1 – E4</b>	2	±1	9	15	NR	20	25	±21	3.4	±0.5	
<b>E5 – E9</b>	0	±1	NR	NR	NR	NR	NR		NR		
<b>Officers</b>	0	±1	NR	NR	NR	NR	NR		NR		
<b>O1 – O3</b>	0	±1	NR	NR	NR	NR	NR		NR		
<b>O4 – O6</b>	0	±1	NR	NR	NR	NR	NR		NR		

Note. Percent responding are Service members who answered the question, who experienced unwanted sexual contact (Q56), and who sought professional help/treatment or other support services following the situation (Q67).

NR: Not reportable

NA: Not applicable

68. Continued	Percent Responding		Percentages					Max ME	Average Satisfaction		
			1	2	3	4	5				
<b>FEMALES (CONTINUED)</b>											
Experienced USC	15	±6	10	13	NR	24	26	±17	3.4	±0.4	
Not Experienced USC	NA		NA	NA	NA	NA	NA				
Experienced SH	2	±1	11	18	12	28	31	±17	3.5	±0.5	
Not Experienced SH	0	±1	NR	NR	NR	NR	NR		NR		
Deployed Past 12 Months	1	±1	NR	NR	NR	NR	NR		NR		
Not Deployed Past 12 Months	1	±1	12	16	NR	20	29	±21	3.4	±0.5	
Army Enlisted	1	±1	NR	18	14	37	21	±25	3.4	±0.6	
E1 – E4	2	±2	NR	21	NR	NR	NR	±25	3.4	±0.7	
Army Officers	0	±1	NR	NR	NR	NR	NR		NR		
Navy Enlisted	2	±2	NR	NR	NR	NR	NR		NR		
E1 – E4	3	±4	NR	NR	NR	NR	NR		NR		
Navy Officers	1	±1	NR	NR	NR	NR	NR		NR		
Marine Corps Enlisted	1	±2	NR	NR	NR	NR	NR		NR		
E1 – E4	2	±3	NR	NR	NR	NR	NR		NR		
Marine Corps Officers	0	±1	NR	NR	NR	NR	NR		NR		
Air Force Enlisted	1	±1	NR	NR	NR	NR	NR		NR		
E1 – E4	1	±1	NR	NR	NR	NR	NR		NR		
Air Force Officers	0	±1	NR	NR	NR	NR	NR		NR		
<b>MALES</b>											
Total	0	±1	4	NR	NR	22	19	±25	3.3	±0.5	
Army	0	±1	NR	NR	NR	NR	NR		NR		
Navy	0	±1	NR	NR	NR	NR	NR		NR		
Marine Corps	1	±1	NR	NR	NR	NR	NR		NR		
Air Force	0	±1	NR	NR	NR	NR	NR		NR		
Enlisted	0	±1	4	NR	NR	23	18	±25	3.2	±0.5	
E1 – E4	0	±1	NR	NR	NR	NR	NR		NR		
E5 – E9	0	±1	2	NR	NR	NR	NR	±11	NR		
Officers	0	±0	NR	NR	NR	NR	NR		NR		
O1 – O3	0	±1	NR	NR	NR	NR	NR		NR		
O4 – O6	NA		NA	NA	NA	NA	NA				
Experienced USC	15	±7	4	NR	NR	22	19	±25	3.3	±0.5	
Not Experienced USC	NA		NA	NA	NA	NA	NA				
Experienced SH	4	±2	NR	NR	NR	NR	NR		3.4	±0.6	
Not Experienced SH	0	±0	NR	NR	NR	NR	NR		NR		
Deployed Past 12 Months	0	±1	NR	NR	NR	NR	NR		NR		
Not Deployed Past 12 Months	0	±1	5	NR	NR	NR	21	±24	3.3	±0.6	
Army Enlisted	0	±1	NR	NR	NR	NR	NR		NR		
E1 – E4	NA		NA	NA	NA	NA	NA				
Army Officers	NA		NA	NA	NA	NA	NA				
Navy Enlisted	0	±1	NR	NR	NR	NR	NR		NR		
E1 – E4	0	±1	NR	NR	NR	NR	NR		NR		
Navy Officers	NA		NA	NA	NA	NA	NA				
Marine Corps Enlisted	1	±1	NR	NR	NR	NR	NR		NR		
E1 – E4	1	±1	NR	NR	NR	NR	NR		NR		
Marine Corps Officers	0	±1	NR	NR	NR	NR	NR		NR		
Air Force Enlisted	0	±1	NR	NR	NR	NR	NR		NR		
E1 – E4	1	±1	NR	NR	NR	NR	NR		NR		
Air Force Officers	NA		NA	NA	NA	NA	NA				

NR: Not reportable

NA: Not applicable

**69. Did you discuss/report the situation with/to any authority or organization?**

1. No  
 2. Yes, I made a restricted report  
 3. Yes, I made an unrestricted report  
 4. Yes, but I am not sure whether it was unrestricted or restricted reporting

	Percent Responding		Percentages				Max ME	Percentage Who Reported		
			1	2	3	4				
<b>TOTAL</b>	2	±1	79	2	6	13	±8	21.0	±8.0	
<b>Army</b>	3	±1	86	2	4	9	±9	14.0	±9.0	
<b>Navy</b>	3	±1	69	1	7	24	±18	31.0	±17.0	
<b>Marine Corps</b>	2	±1	77	9	9	5	±21	23.0	±20.0	
<b>Air Force</b>	1	±1	80	1	9	10	±15	20.0	±15.0	
<b>PAYGRADE</b>										
<b>Enlisted</b>	3	±1	78	2	6	14	±8	22.0	±8.0	
<b>E1 – E4</b>	4	±1	75	2	7	16	±12	25.0	±12.0	
E1 – E3	4	±2	75	2	10	14	±18	25.0	±18.0	
E4	4	±2	75	2	6	18	±17	25.0	±15.0	
<b>E5 – E9</b>	2	±1	82	2	5	10	±12	18.0	±11.0	
E5 – E6	2	±1	82	2	4	11	±16	18.0	±12.0	
E7 – E9	1	±1	84	3	8	NR	±21	16.0	±21.0	
<b>Officers</b>	1	±1	93	2	1	3	±9	7.0	±9.0	
<b>W1 – W5</b>	1	±1	NR	NR	NR	NR		NR		
<b>O1 – O3</b>	1	±1	90	4	2	4	±12	10.0	±12.0	
<b>O4 – O6</b>	1	±1	98	NR	NR	2	±12	2.0	±12.0	
<b>DEPLOYMENT</b>										
<b>Deployed Past 12 Months</b>	3	±1	92	2	2	4	±6	8.0	±6.0	
<b>Not Deployed Past 12 Months</b>	2	±1	71	2	9	19	±11	29.0	±11.0	
<b>RACE/ETHNICITY</b>										
<b>Non-Hispanic White</b>	2	±1	84	1	3	12	±9	16.0	±9.0	
<b>Total Minority</b>	3	±1	73	3	9	14	±13	27.0	±12.0	
Non-Hispanic Black	3	±1	76	4	12	9	±17	24.0	±16.0	
Hispanic	3	±2	NR	3	NR	NR	±9	NR		
<b>EXPERIENCED BEHAVIORS</b>										
<b>Experienced USC</b>	93	±4	79	2	6	13	±8	21.0	±8.0	
<b>Not Experienced USC</b>	NA		NA	NA	NA	NA		NA		
<b>Experienced SH</b>	17	±3	78	1	7	14	±8	22.0	±8.0	
<b>Not Experienced SH</b>	1	±1	80	3	4	12	±21	20.0	±19.0	
<b>FEMALES</b>										
<b>Total</b>	6	±1	79	3	7	11	±8	21.0	±7.0	
<b>Army</b>	8	±2	77	4	4	16	±9	23.0	±9.0	
<b>Navy</b>	7	±2	75	2	NR	10	±20	25.0	±20.0	
<b>Marine Corps</b>	12	±8	89	NR	6	5	±21	11.0	±19.0	
<b>Air Force</b>	3	±1	88	2	5	5	±11	12.0	±11.0	
<b>Enlisted</b>	7	±2	79	2	7	12	±9	21.0	±8.0	
<b>E1 – E4</b>	10	±2	74	3	10	13	±13	26.0	±11.0	
<b>E5 – E9</b>	5	±1	87	1	2	10	±8	13.0	±8.0	
<b>Officers</b>	3	±1	88	6	0	6	±15	12.0	±15.0	
<b>O1 – O3</b>	3	±2	89	7	0	4	±19	11.0	±19.0	
<b>O4 – O6</b>	1	±1	NR	NR	NR	NR		NR		

Note. Percent responding are Service members who answered the question and who experienced unwanted sexual contact (Q56). The bar chart indicates those who made a restricted or an unrestricted report or those who were not sure whether it was an unrestricted or restricted report (Q69).

NR: Not reportable

NA: Not applicable



69. Continued	Percent Responding		Percentages				Max ME	Percentage Who Reported		
			1	2	3	4				
<b>FEMALES (CONTINUED)</b>										
Experienced USC	94	±3	79	3	7	11	±8	21.0	±7.0	
Not Experienced USC	NA		NA	NA	NA	NA		NA		
Experienced SH	16	±3	81	2	4	12	±6	19.0	±6.0	
Not Experienced SH	1	±1	NR	7	NR	4	±12	NR		
Deployed Past 12 Months	8	±2	82	4	4	9	±10	18.0	±10.0	
Not Deployed Past 12 Months	6	±1	78	2	8	12	±12	22.0	±10.0	
Army Enlisted	9	±2	75	4	4	17	±9	25.0	±9.0	
E1 – E4	12	±4	73	5	5	17	±13	27.0	±13.0	
Army Officers	3	±2	96	NR	NR	4	±17	4.0	±17.0	
Navy Enlisted	8	±3	75	1	NR	10	±21	25.0	±21.0	
E1 – E4	12	±5	NR	1	NR	12	±13	NR		
Navy Officers	3	±3	NR	NR	NR	NR		NR		
Marine Corps Enlisted	13	±8	89	NR	NR	5	±20	11.0	±20.0	
E1 – E4	19	±13	89	NR	NR	4	±22	11.0	±22.0	
Marine Corps Officers	4	±2	95	NR	5	NR	±18	5.0	±18.0	
Air Force Enlisted	4	±2	88	2	5	5	±12	12.0	±12.0	
E1 – E4	4	±2	75	4	13	8	±22	25.0	±22.0	
Air Force Officers	2	±2	NR	NR	NR	NR		NR		
<b>MALES</b>										
Total	2	±1	78	2	6	15	±12	22.0	±12.0	
Army	2	±1	91	1	4	4	±19	9.0	±16.0	
Navy	2	±1	66	NR	4	31	±24	34.0	±23.0	
Marine Corps	1	±1	NR	NR	NR	NR		NR		
Air Force	1	±1	NR	NR	NR	NR		NR		
Enlisted	2	±1	77	2	6	15	±13	23.0	±13.0	
E1 – E4	3	±1	75	1	5	19	±20	25.0	±19.0	
E5 – E9	1	±1	80	3	7	11	±19	20.0	±16.0	
Officers	1	±1	96	NR	2	2	±12	4.0	±12.0	
O1 – O3	1	±1	93	NR	4	4	±19	7.0	±19.0	
O4 – O6	1	±1	NR	NR	NR	NR		NR		
Experienced USC	92	±6	78	2	6	15	±12	22.0	±12.0	
Not Experienced USC	NA		NA	NA	NA	NA		NA		
Experienced SH	18	±5	75	1	9	15	±15	25.0	±15.0	
Not Experienced SH	1	±1	84	2	NR	NR	±24	16.0	±24.0	
Deployed Past 12 Months	2	±1	96	1	1	2	±12	4.0	±10.0	
Not Deployed Past 12 Months	1	±1	65	2	9	24	±18	35.0	±17.0	
Army Enlisted	2	±1	91	1	NR	4	±17	9.0	±17.0	
E1 – E4	3	±2	NR	NR	NR	NR		NR		
Army Officers	1	±2	NR	NR	NR	NR		NR		
Navy Enlisted	3	±2	66	NR	4	NR	±24	34.0	±24.0	
E1 – E4	4	±3	NR	NR	NR	NR		NR		
Navy Officers	0	±1	NR	NR	NR	NR		NR		
Marine Corps Enlisted	1	±1	NR	NR	NR	NR		NR		
E1 – E4	1	±1	NR	NR	NR	NR		NR		
Marine Corps Officers	0	±1	NR	NR	NR	NR		NR		
Air Force Enlisted	1	±1	NR	NR	NR	NR		NR		
E1 – E4	1	±1	NR	NR	NR	NR		NR		
Air Force Officers	0	±1	NR	NR	NR	NR		NR		

NR: Not reportable

NA: Not applicable

**70. Did you discuss/report the situation with/to any of the following authorities or organizations?**

- a. Your immediate supervisor                      b. Someone else in your chain-of-command  
 c. Sexual Assault Response Coordinator (SARC)/Victim Advocate  
 d. Chaplain or counselor                              e. Health care provider  
 f. Legal services or criminal investigators  
 g. Other

	Percent Responding		Percentages							Max ME
			a	b	c	d	e	f	g	
<b>TOTAL</b>	0	±1	53	75	40	54	44	48	33	±20
<b>Army</b>	0	±1	NR	NR	15	NR	22	27	17	±21
<b>Navy</b>	1	±1	NR	NR	NR	NR	NR	NR	NR	
<b>Marine Corps</b>	0	±1	NR	NR	NR	NR	NR	NR	NR	
<b>Air Force</b>	0	±1	NR	NR	NR	NR	NR	NR	NR	
<b>PAYGRADE</b>										
<b>Enlisted</b>	1	±1	53	75	39	54	44	48	33	±20
<b>E1 – E4</b>	1	±1	NR	91	NR	66	NR	NR	NR	±24
E1 – E3	1	±1	92	94	NR	NR	NR	NR	NR	±16
E4	1	±1	NR	89	NR	NR	NR	NR	NR	±17
<b>E5 – E9</b>	0	±1	NR	NR	7	NR	8	NR	NR	±18
E5 – E6	0	±1	NR	NR	3	NR	5	NR	NR	±18
E7 – E9	0	±1	NR	NR	NR	NR	NR	NR	NR	
<b>Officers</b>	0	±0	NR	NR	NR	NR	NR	NR	NR	
<b>W1 – W5</b>	0	±1	NR	NR	NR	NR	NR	NR	NR	
<b>O1 – O3</b>	0	±1	NR	NR	NR	NR	NR	NR	NR	
<b>O4 – O6</b>	0	±0	NR	NR	NR	NR	NR	NR	NR	
<b>DEPLOYMENT</b>										
<b>Deployed Past 12 Months</b>	0	±1	88	NR	NR	NR	NR	NR	NR	±20
<b>Not Deployed Past 12 Months</b>	1	±1	NR	74	43	NR	NR	NR	32	±22
<b>RACE/ETHNICITY</b>										
<b>Non-Hispanic White</b>	0	±1	72	81	NR	68	NR	63	NR	±23
<b>Total Minority</b>	1	±1	NR	NR	NR	NR	NR	NR	18	±20
Non-Hispanic Black	1	±1	NR	NR	NR	NR	NR	NR	NR	
Hispanic	1	±1	NR	NR	NR	NR	NR	NR	NR	
<b>EXPERIENCED BEHAVIORS</b>										
<b>Experienced USC</b>	18	±6	53	75	40	54	44	48	33	±20
<b>Not Experienced USC</b>	NA		NA	NA	NA	NA	NA	NA	NA	
<b>Experienced SH</b>	4	±2	58	73	40	54	42	47	41	±21
<b>Not Experienced SH</b>	0	±1	NR	NR	NR	NR	NR	NR	NR	
<b>FEMALES</b>										
<b>Total</b>	1	±1	73	79	44	38	29	32	16	±20
<b>Army</b>	2	±1	68	72	24	38	33	33	24	±21
<b>Navy</b>	2	±2	NR	NR	NR	NR	NR	NR	NR	
<b>Marine Corps</b>	1	±2	NR	NR	NR	NR	NR	NR	NR	
<b>Air Force</b>	0	±1	NR	NR	NR	NR	NR	NR	NR	
<b>Enlisted</b>	1	±1	73	79	44	37	29	31	17	±21
<b>E1 – E4</b>	2	±2	76	79	NR	37	35	35	14	±21
<b>E5 – E9</b>	1	±1	NR	NR	NR	NR	NR	NR	NR	
<b>Officers</b>	0	±1	NR	NR	NR	NR	NR	NR	NR	
<b>O1 – O3</b>	0	±1	NR	NR	NR	NR	NR	NR	NR	
<b>O4 – O6</b>	0	±1	NR	NR	NR	NR	NR	NR	NR	

Note. Percent responding are Service members who answered the question, who experienced unwanted sexual contact (Q56), and who made an unrestricted report or were not sure whether their report was restricted or unrestricted (Q69).

NR: Not reportable

NA: Not applicable

70. Continued	Percent Responding		Percentages							Max ME
			a	b	c	d	e	f	g	
<b>FEMALES (CONTINUED)</b>										
Experienced USC	17	±6	73	79	44	38	29	32	16	±20
Not Experienced USC	NA		NA	NA	NA	NA	NA	NA	NA	
Experienced SH	3	±1	68	76	31	46	34	38	21	±16
Not Experienced SH	0	±1	NR	NR	NR	NR	NR	NR	NR	
Deployed Past 12 Months	1	±1	83	NR	NR	NR	NR	NR	NR	±23
Not Deployed Past 12 Months	1	±1	69	77	NR	36	32	29	20	±21
Army Enlisted	2	±1	69	71	24	39	33	34	25	±21
E1 – E4	3	±2	79	NR	NR	NR	NR	NR	22	±25
Army Officers	0	±1	NR	NR	NR	NR	NR	NR	NR	
Navy Enlisted	2	±2	NR	NR	NR	NR	NR	10	NR	±24
E1 – E4	4	±4	NR	NR	NR	NR	NR	NR	NR	
Navy Officers	0	±1	NR	NR	NR	NR	NR	NR	NR	
Marine Corps Enlisted	1	±2	NR	NR	NR	NR	NR	NR	NR	
E1 – E4	2	±3	NR	NR	NR	NR	NR	NR	NR	
Marine Corps Officers	0	±1	NR	NR	NR	NR	NR	NR	NR	
Air Force Enlisted	0	±1	NR	NR	NR	NR	NR	NR	NR	
E1 – E4	1	±1	NR	NR	NR	NR	NR	NR	NR	
Air Force Officers	0	±1	NR	NR	NR	NR	NR	NR	NR	
<b>MALES</b>										
Total	0	±1	NR	NR	NR	NR	NR	NR	NR	
Army	0	±1	NR	NR	NR	NR	NR	NR	NR	
Navy	1	±1	NR	NR	NR	NR	NR	NR	NR	
Marine Corps	0	±1	NR	NR	NR	NR	NR	NR	NR	
Air Force	0	±1	NR	NR	NR	NR	NR	NR	NR	
Enlisted	0	±1	NR	NR	NR	NR	NR	NR	NR	
E1 – E4	1	±1	NR	NR	NR	NR	NR	NR	NR	
E5 – E9	0	±1	NR	NR	NR	NR	NR	NR	NR	
Officers	0	±0	NR	NR	NR	NR	NR	NR	NR	
O1 – O3	0	±1	NR	NR	NR	NR	NR	NR	NR	
O4 – O6	NA		NA	NA	NA	NA	NA	NA	NA	
Experienced USC	19	±10	NR	NR	NR	NR	NR	NR	NR	
Not Experienced USC	NA		NA	NA	NA	NA	NA	NA	NA	
Experienced SH	4	±3	NR	NR	NR	NR	NR	NR	NR	
Not Experienced SH	0	±1	NR	NR	NR	NR	NR	NR	NR	
Deployed Past 12 Months	0	±1	NR	NR	NR	NR	NR	NR	NR	
Not Deployed Past 12 Months	0	±1	NR	NR	NR	NR	NR	NR	NR	
Army Enlisted	0	±1	NR	NR	NR	NR	NR	NR	NR	
E1 – E4	0	±1	NR	NR	NR	NR	NR	NR	NR	
Army Officers	0	±1	NR	NR	NR	NR	NR	NR	NR	
Navy Enlisted	1	±1	NR	NR	NR	NR	NR	NR	NR	
E1 – E4	2	±2	NR	NR	NR	NR	NR	NR	NR	
Navy Officers	0	±1	NR	NR	NR	NR	NR	NR	NR	
Marine Corps Enlisted	0	±1	NR	NR	NR	NR	NR	NR	NR	
E1 – E4	0	±1	NR	NR	NR	NR	NR	NR	NR	
Marine Corps Officers	NA		NA	NA	NA	NA	NA	NA	NA	
Air Force Enlisted	0	±1	NR	NR	NR	NR	NR	NR	NR	
E1 – E4	0	±1	NR	NR	NR	NR	NR	NR	NR	
Air Force Officers	NA		NA	NA	NA	NA	NA	NA	NA	

NR: Not reportable

NA: Not applicable

**71. What actions were taken in response to your report?****a. Your report was/is being investigated**

1. Yes

2. No




3. Don't know

	Percent Responding		Percentages			Max ME	Percentage Reporting Yes
			1	2	3		
<b>TOTAL</b>	0	±1	39	48	13	±19	
<b>Army</b>	0	±1	NR	NR	9	±15	
<b>Navy</b>	1	±1	NR	NR	NR		
<b>Marine Corps</b>	0	±1	NR	NR	NR		
<b>Air Force</b>	0	±1	NR	NR	NR		
<b>PAYGRADE</b>							
<b>Enlisted</b>	1	±1	39	48	13	±20	
<b>E1 – E4</b>	1	±1	NR	NR	11	±19	
E1 – E3	1	±1	NR	NR	NR		
E4	1	±1	NR	NR	3	±10	
<b>E5 – E9</b>	0	±1	NR	NR	NR		
E5 – E6	0	±1	NR	NR	NR		
E7 – E9	0	±1	NR	NR	NR		
<b>Officers</b>	0	±0	NR	NR	NR		
<b>W1 – W5</b>	0	±1	NR	NR	NR		
<b>O1 – O3</b>	0	±1	NR	NR	NR		
<b>O4 – O6</b>	0	±0	NR	NR	NR		
<b>DEPLOYMENT</b>							
<b>Deployed Past 12 Months</b>	0	±1	NR	NR	NR		
<b>Not Deployed Past 12 Months</b>	1	±1	36	NR	14	±21	
<b>RACE/ETHNICITY</b>							
<b>Non-Hispanic White</b>	0	±1	NR	15	NR	±15	
<b>Total Minority</b>	1	±1	23	71	6	±21	
Non-Hispanic Black	1	±1	NR	NR	4	±12	
Hispanic	1	±1	NR	NR	2	±11	
<b>EXPERIENCED BEHAVIORS</b>							
<b>Experienced USC</b>	18	±6	39	48	13	±19	
<b>Not Experienced USC</b>	NA		NA	NA	NA		
<b>Experienced SH</b>	3	±2	49	39	12	±21	
<b>Not Experienced SH</b>	0	±1	6	NR	NR	±22	
<b>FEMALES</b>							
<b>Total</b>	1	±1	52	NR	14	±19	
<b>Army</b>	2	±1	56	29	16	±19	
<b>Navy</b>	2	±2	NR	NR	NR		
<b>Marine Corps</b>	1	±2	NR	NR	NR		
<b>Air Force</b>	0	±1	NR	NR	NR		
<b>Enlisted</b>	1	±1	52	NR	13	±20	
<b>E1 – E4</b>	2	±2	NR	NR	13	±16	
<b>E5 – E9</b>	1	±1	NR	NR	15	±24	
<b>Officers</b>	0	±1	NR	NR	NR		
<b>O1 – O3</b>	0	±1	NR	NR	NR		
<b>O4 – O6</b>	0	±1	NR	NR	NR		

Note. Percent responding are Service members who answered the question, who experienced unwanted sexual contact (Q56), and who made an unrestricted report or were not sure whether their report was restricted or unrestricted (Q69).

NR: Not reportable

NA: Not applicable

71a. Continued	Percent Responding		Percentages			Max ME	Percentage Reporting Yes
			1	2	3		
<b>FEMALES (CONTINUED)</b>							
Experienced USC	17	±6	52	NR	14	±19	
Not Experienced USC	NA		NA	NA	NA		
Experienced SH	3	±1	61	21	17	±15	
Not Experienced SH	0	±1	NR	NR	NR		
Deployed Past 12 Months	1	±1	NR	NR	NR		
Not Deployed Past 12 Months	1	±1	NR	NR	16	±16	
Army Enlisted	2	±1	56	28	16	±20	
E1 – E4	3	±2	NR	19	NR	±24	
Army Officers	0	±1	NR	NR	NR		
Navy Enlisted	2	±2	NR	NR	NR		
E1 – E4	4	±4	NR	NR	NR		
Navy Officers	0	±1	NR	NR	NR		
Marine Corps Enlisted	1	±2	NR	NR	NR		
E1 – E4	2	±3	NR	NR	NR		
Marine Corps Officers	0	±1	NR	NR	NR		
Air Force Enlisted	0	±1	NR	NR	NR		
E1 – E4	1	±1	NR	NR	NR		
Air Force Officers	0	±1	NR	NR	NR		
<b>MALES</b>							
Total	0	±1	NR	NR	13	±24	
Army	0	±1	NR	NR	NR		
Navy	1	±1	NR	NR	NR		
Marine Corps	0	±1	NR	NR	NR		
Air Force	0	±1	NR	NR	NR		
Enlisted	0	±1	NR	NR	13	±24	
E1 – E4	1	±1	NR	NR	NR		
E5 – E9	0	±1	NR	NR	NR		
Officers	0	±0	NR	NR	NR		
O1 – O3	0	±1	NR	NR	NR		
O4 – O6	NA		NA	NA	NA		
Experienced USC	19	±10	NR	NR	13	±24	
Not Experienced USC	NA		NA	NA	NA		
Experienced SH	4	±3	NR	NR	NR		
Not Experienced SH	0	±1	NR	NR	NR		
Deployed Past 12 Months	0	±1	NR	NR	NR		
Not Deployed Past 12 Months	0	±1	NR	NR	NR		
Army Enlisted	0	±1	NR	NR	NR		
E1 – E4	0	±1	NR	NR	NR		
Army Officers	0	±1	NR	NR	NR		
Navy Enlisted	1	±1	NR	NR	NR		
E1 – E4	2	±2	NR	NR	NR		
Navy Officers	0	±1	NR	NR	NR		
Marine Corps Enlisted	0	±1	NR	NR	NR		
E1 – E4	0	±1	NR	NR	NR		
Marine Corps Officers	NA		NA	NA	NA		
Air Force Enlisted	0	±1	NR	NR	NR		
E1 – E4	0	±1	NR	NR	NR		
Air Force Officers	NA		NA	NA	NA		

NR: Not reportable

NA: Not applicable

**71. What actions were taken in response to your report?****b. You were/are being kept informed of the status of the investigation**

1. Yes

2. No

3. Don't know

	Percent Responding		Percentages			Max ME	Percentage Reporting Yes
			1	2	3		
<b>TOTAL</b>	0	±1	22	66	12	±20	■
<b>Army</b>	0	±1	16	81	2	±18	■
<b>Navy</b>	1	±1	NR	NR	NR		
<b>Marine Corps</b>	0	±1	NR	NR	NR		
<b>Air Force</b>	0	±1	NR	NR	NR		
<b>PAYGRADE</b>							
<b>Enlisted</b>	1	±1	21	66	13	±21	■
<b>E1 – E4</b>	1	±1	NR	NR	8	±21	
E1 – E3	1	±1	NR	NR	NR		
E4	1	±1	15	84	2	±24	■
<b>E5 – E9</b>	0	±1	15	NR	NR	±19	■
E5 – E6	0	±1	10	NR	NR	±17	■
E7 – E9	0	±1	NR	NR	NR		
<b>Officers</b>	0	±0	NR	NR	NR		
<b>W1 – W5</b>	0	±1	NR	NR	NR		
<b>O1 – O3</b>	0	±1	NR	NR	NR		
<b>O4 – O6</b>	0	±0	NR	NR	NR		
<b>DEPLOYMENT</b>							
<b>Deployed Past 12 Months</b>	0	±1	13	NR	NR	±21	■
<b>Not Deployed Past 12 Months</b>	1	±1	23	67	10	±23	■
<b>RACE/ETHNICITY</b>							
<b>Non-Hispanic White</b>	0	±1	NR	NR	NR		
<b>Total Minority</b>	1	±1	12	84	4	±18	■
Non-Hispanic Black	1	±1	13	84	3	±24	■
Hispanic	1	±1	NR	NR	NR		
<b>EXPERIENCED BEHAVIORS</b>							
<b>Experienced USC</b>	18	±6	22	66	12	±20	■
<b>Not Experienced USC</b>	NA		NA	NA	NA		
<b>Experienced SH</b>	3	±2	27	62	11	±23	■
<b>Not Experienced SH</b>	0	±1	NR	NR	NR		
<b>FEMALES</b>							
<b>Total</b>	1	±1	22	74	4	±16	■
<b>Army</b>	2	±1	22	74	4	±19	■
<b>Navy</b>	2	±2	NR	NR	NR		
<b>Marine Corps</b>	1	±2	NR	NR	NR		
<b>Air Force</b>	0	±1	NR	NR	NR		
<b>Enlisted</b>	1	±1	22	75	4	±16	■
<b>E1 – E4</b>	2	±2	18	77	5	±19	■
<b>E5 – E9</b>	1	±1	NR	NR	NR		
<b>Officers</b>	0	±1	NR	NR	NR		
<b>O1 – O3</b>	0	±1	NR	NR	NR		
<b>O4 – O6</b>	0	±1	NR	NR	NR		

Note. Percent responding are Service members who answered the question, who experienced unwanted sexual contact (Q56), and who made an unrestricted report or were not sure whether their report was restricted or unrestricted (Q69).

NR: Not reportable

NA: Not applicable

71b. Continued	Percent Responding		Percentages			Max ME	Percentage Reporting Yes
			1	2	3		
<b>FEMALES (CONTINUED)</b>							
Experienced USC	17	±6	22	74	4	±16	■
Not Experienced USC	NA		NA	NA	NA		
Experienced SH	3	±1	25	69	5	±15	■
Not Experienced SH	0	±1	NR	NR	NR		
Deployed Past 12 Months	1	±1	19	NR	NR	±25	■
Not Deployed Past 12 Months	1	±1	23	74	3	±19	■
Army Enlisted	2	±1	23	73	4	±19	■
E1 – E4	3	±2	21	73	NR	±25	■
Army Officers	0	±1	NR	NR	NR		
Navy Enlisted	2	±2	NR	NR	NR		
E1 – E4	4	±4	NR	NR	NR		
Navy Officers	0	±1	NR	NR	NR		
Marine Corps Enlisted	1	±2	NR	NR	NR		
E1 – E4	2	±3	NR	NR	NR		
Marine Corps Officers	0	±1	NR	NR	NR		
Air Force Enlisted	0	±1	NR	NR	NR		
E1 – E4	1	±1	NR	NR	NR		
Air Force Officers	0	±1	NR	NR	NR		
<b>MALES</b>							
Total	0	±1	NR	NR	17	±24	
Army	0	±1	NR	NR	NR		
Navy	1	±1	NR	NR	NR		
Marine Corps	0	±1	NR	NR	NR		
Air Force	0	±1	NR	NR	NR		
Enlisted	0	±1	NR	NR	17	±25	
E1 – E4	1	±1	NR	NR	NR		
E5 – E9	0	±1	NR	NR	NR		
Officers	0	±0	NR	NR	NR		
O1 – O3	0	±1	NR	NR	NR		
O4 – O6	NA		NA	NA	NA		
Experienced USC	19	±10	NR	NR	17	±24	
Not Experienced USC	NA		NA	NA	NA		
Experienced SH	4	±3	NR	NR	NR		
Not Experienced SH	0	±1	NR	NR	NR		
Deployed Past 12 Months	0	±1	NR	NR	NR		
Not Deployed Past 12 Months	0	±1	NR	NR	NR		
Army Enlisted	0	±1	NR	NR	NR		
E1 – E4	0	±1	NR	NR	NR		
Army Officers	0	±1	NR	NR	NR		
Navy Enlisted	1	±1	NR	NR	NR		
E1 – E4	2	±2	NR	NR	NR		
Navy Officers	0	±1	NR	NR	NR		
Marine Corps Enlisted	0	±1	NR	NR	NR		
E1 – E4	0	±1	NR	NR	NR		
Marine Corps Officers	NA		NA	NA	NA		
Air Force Enlisted	0	±1	NR	NR	NR		
E1 – E4	0	±1	NR	NR	NR		
Air Force Officers	NA		NA	NA	NA		

NR: Not reportable

NA: Not applicable

**71. What actions were taken in response to your report?****c. Action was/is being taken against the offender**

1. Yes

2. No

3. Don't know

	Percent Responding		Percentages			Max ME	Percentage Reporting Yes
			1	2	3		
<b>TOTAL</b>	0	±1	23	59	18	±20	
<b>Army</b>	0	±1	21	67	12	±22	
<b>Navy</b>	1	±1	NR	NR	NR		
<b>Marine Corps</b>	0	±1	NR	NR	NR		
<b>Air Force</b>	0	±1	6	NR	NR	±19	
<b>PAYGRADE</b>							
<b>Enlisted</b>	1	±1	23	59	18	±20	
<b>E1 – E4</b>	1	±1	NR	NR	12	±18	
E1 – E3	1	±1	NR	NR	NR		
E4	1	±1	20	76	4	±25	
<b>E5 – E9</b>	0	±1	14	NR	NR	±18	
E5 – E6	0	±1	12	NR	NR	±18	
E7 – E9	0	±1	NR	NR	NR		
<b>Officers</b>	0	±0	NR	NR	NR		
<b>W1 – W5</b>	0	±1	NR	NR	NR		
<b>O1 – O3</b>	0	±1	NR	NR	NR		
<b>O4 – O6</b>	0	±0	NR	NR	NR		
<b>DEPLOYMENT</b>							
<b>Deployed Past 12 Months</b>	0	±1	NR	NR	NR		
<b>Not Deployed Past 12 Months</b>	1	±1	22	64	15	±23	
<b>RACE/ETHNICITY</b>							
<b>Non-Hispanic White</b>	0	±1	NR	35	NR	±23	
<b>Total Minority</b>	1	±1	16	75	9	±20	
Non-Hispanic Black	1	±1	NR	NR	6	±22	
Hispanic	1	±1	NR	92	4	±21	
<b>EXPERIENCED BEHAVIORS</b>							
<b>Experienced USC</b>	18	±6	23	59	18	±20	
<b>Not Experienced USC</b>	NA		NA	NA	NA		
<b>Experienced SH</b>	3	±2	29	52	18	±22	
<b>Not Experienced SH</b>	0	±1	NR	NR	NR		
<b>FEMALES</b>							
<b>Total</b>	1	±1	30	53	17	±18	
<b>Army</b>	2	±1	31	49	20	±20	
<b>Navy</b>	2	±2	NR	NR	NR		
<b>Marine Corps</b>	1	±2	NR	NR	NR		
<b>Air Force</b>	0	±1	NR	NR	NR		
<b>Enlisted</b>	1	±1	29	54	17	±19	
<b>E1 – E4</b>	2	±2	26	58	16	±22	
<b>E5 – E9</b>	1	±1	NR	NR	NR		
<b>Officers</b>	0	±1	NR	NR	NR		
<b>O1 – O3</b>	0	±1	NR	NR	NR		
<b>O4 – O6</b>	0	±1	NR	NR	NR		

Note. Percent responding are Service members who answered the question, who experienced unwanted sexual contact (Q56), and who made an unrestricted report or were not sure whether their report was restricted or unrestricted (Q69).

NR: Not reportable

NA: Not applicable



71c. Continued	Percent Responding		Percentages			Max ME	Percentage Reporting Yes
			1	2	3		
<b>FEMALES (CONTINUED)</b>							
Experienced USC	17	±6	30	53	17	±18	
Not Experienced USC	NA		NA	NA	NA		
Experienced SH	3	±1	36	43	21	±15	
Not Experienced SH	0	±1	NR	NR	NR		
Deployed Past 12 Months	1	±1	NR	NR	NR		
Not Deployed Past 12 Months	1	±1	24	59	17	±21	
Army Enlisted	2	±1	30	49	21	±20	
E1 – E4	3	±2	27	NR	NR	±25	
Army Officers	0	±1	NR	NR	NR		
Navy Enlisted	2	±2	NR	NR	NR		
E1 – E4	4	±4	NR	NR	NR		
Navy Officers	0	±1	NR	NR	NR		
Marine Corps Enlisted	1	±2	NR	NR	NR		
E1 – E4	2	±3	NR	NR	NR		
Marine Corps Officers	0	±1	NR	NR	NR		
Air Force Enlisted	0	±1	NR	NR	NR		
E1 – E4	1	±1	NR	NR	NR		
Air Force Officers	0	±1	NR	NR	NR		
<b>MALES</b>							
Total	0	±1	NR	NR	19	±24	
Army	0	±1	NR	NR	NR		
Navy	1	±1	NR	NR	NR		
Marine Corps	0	±1	NR	NR	NR		
Air Force	0	±1	NR	NR	NR		
Enlisted	0	±1	NR	NR	19	±24	
E1 – E4	1	±1	NR	NR	NR		
E5 – E9	0	±1	NR	NR	NR		
Officers	0	±0	NR	NR	NR		
O1 – O3	0	±1	NR	NR	NR		
O4 – O6	NA		NA	NA	NA		
Experienced USC	19	±10	NR	NR	19	±24	
Not Experienced USC	NA		NA	NA	NA		
Experienced SH	4	±3	NR	NR	NR		
Not Experienced SH	0	±1	NR	NR	NR		
Deployed Past 12 Months	0	±1	NR	NR	NR		
Not Deployed Past 12 Months	0	±1	NR	NR	NR		
Army Enlisted	0	±1	NR	NR	NR		
E1 – E4	0	±1	NR	NR	NR		
Army Officers	0	±1	NR	NR	NR		
Navy Enlisted	1	±1	NR	NR	NR		
E1 – E4	2	±2	NR	NR	NR		
Navy Officers	0	±1	NR	NR	NR		
Marine Corps Enlisted	0	±1	NR	NR	NR		
E1 – E4	0	±1	NR	NR	NR		
Marine Corps Officers	NA		NA	NA	NA		
Air Force Enlisted	0	±1	NR	NR	NR		
E1 – E4	0	±1	NR	NR	NR		
Air Force Officers	NA		NA	NA	NA		

NR: Not reportable

NA: Not applicable

**71. What actions were taken in response to your report?****d. You were encouraged to drop the complaint/withdraw your report**

1. Yes

2. No





3. Don't know

	Percent Responding		Percentages			Max ME	Percentage Reporting Yes
			1	2	3		
<b>TOTAL</b>	0	±1	33	58	9	±20	
<b>Army</b>	0	±1	NR	NR	NR		
<b>Navy</b>	1	±1	NR	NR	NR		
<b>Marine Corps</b>	0	±1	NR	NR	NR		
<b>Air Force</b>	0	±1	NR	NR	NR		
<b>PAYGRADE</b>							
<b>Enlisted</b>	1	±1	33	58	9	±20	
<b>E1 – E4</b>	1	±1	NR	NR	NR		
E1 – E3	1	±1	NR	NR	NR		
E4	1	±1	NR	NR	NR		
<b>E5 – E9</b>	0	±1	NR	NR	NR		
E5 – E6	0	±1	NR	NR	NR		
E7 – E9	0	±1	NR	NR	NR		
<b>Officers</b>	0	±0	NR	NR	NR		
<b>W1 – W5</b>	NA		NA	NA	NA		
<b>O1 – O3</b>	0	±1	NR	NR	NR		
<b>O4 – O6</b>	0	±0	NR	NR	NR		
<b>DEPLOYMENT</b>							
<b>Deployed Past 12 Months</b>	0	±1	NR	NR	NR		
<b>Not Deployed Past 12 Months</b>	1	±1	33	57	10	±22	
<b>RACE/ETHNICITY</b>							
<b>Non-Hispanic White</b>	0	±1	NR	32	NR	±21	
<b>Total Minority</b>	1	±1	20	77	3	±24	
Non-Hispanic Black	1	±1	9	91	NR	±19	
Hispanic	1	±1	NR	NR	NR		
<b>EXPERIENCED BEHAVIORS</b>							
<b>Experienced USC</b>	18	±6	33	58	9	±20	
<b>Not Experienced USC</b>	NA		NA	NA	NA		
<b>Experienced SH</b>	3	±2	42	52	6	±21	
<b>Not Experienced SH</b>	0	±1	NR	NR	NR		
<b>FEMALES</b>							
<b>Total</b>	1	±1	30	68	2	±17	
<b>Army</b>	2	±1	32	68	NR	±20	
<b>Navy</b>	2	±2	NR	NR	NR		
<b>Marine Corps</b>	1	±2	NR	NR	NR		
<b>Air Force</b>	0	±1	NR	NR	NR		
<b>Enlisted</b>	1	±1	30	68	2	±17	
<b>E1 – E4</b>	2	±2	25	72	3	±20	
<b>E5 – E9</b>	1	±1	NR	NR	NR		
<b>Officers</b>	0	±1	NR	NR	NR		
<b>O1 – O3</b>	0	±1	NR	NR	NR		
<b>O4 – O6</b>	0	±1	NR	NR	NR		

Note. Percent responding are Service members who answered the question, who experienced unwanted sexual contact (Q56), and who made an unrestricted report or were not sure whether their report was restricted or unrestricted (Q69).

NR: Not reportable

NA: Not applicable

71d. Continued	Percent Responding		Percentages			Max ME	Percentage Reporting Yes
			1	2	3		
<b>FEMALES (CONTINUED)</b>							
Experienced USC	17	±6	30	68	2	±17	
Not Experienced USC	NA		NA	NA	NA		
Experienced SH	3	±1	35	63	3	±16	
Not Experienced SH	0	±1	NR	NR	NR		
Deployed Past 12 Months	1	±1	NR	NR	NR		
Not Deployed Past 12 Months	1	±1	34	64	3	±21	
Army Enlisted	2	±1	32	68	NR	±20	
E1 – E4	3	±2	NR	NR	NR		
Army Officers	NA		NA	NA	NA		
Navy Enlisted	2	±2	NR	NR	NR		
E1 – E4	4	±4	NR	NR	NR		
Navy Officers	0	±1	NR	NR	NR		
Marine Corps Enlisted	1	±2	NR	NR	NR		
E1 – E4	2	±3	NR	NR	NR		
Marine Corps Officers	0	±1	NR	NR	NR		
Air Force Enlisted	0	±1	NR	NR	NR		
E1 – E4	1	±1	NR	NR	NR		
Air Force Officers	0	±1	NR	NR	NR		
<b>MALES</b>							
Total	0	±1	NR	NR	13	±24	
Army	0	±1	NR	NR	NR		
Navy	1	±1	NR	NR	NR		
Marine Corps	0	±1	NR	NR	NR		
Air Force	0	±1	NR	NR	NR		
Enlisted	0	±1	NR	NR	13	±24	
E1 – E4	1	±1	NR	NR	NR		
E5 – E9	0	±1	NR	NR	NR		
Officers	0	±0	NR	NR	NR		
O1 – O3	0	±1	NR	NR	NR		
O4 – O6	NA		NA	NA	NA		
Experienced USC	19	±10	NR	NR	13	±24	
Not Experienced USC	NA		NA	NA	NA		
Experienced SH	4	±3	NR	NR	NR		
Not Experienced SH	0	±1	NR	NR	NR		
Deployed Past 12 Months	0	±1	NR	NR	NR		
Not Deployed Past 12 Months	0	±1	NR	NR	NR		
Army Enlisted	0	±1	NR	NR	NR		
E1 – E4	0	±1	NR	NR	NR		
Army Officers	0	±1	NR	NR	NR		
Navy Enlisted	1	±1	NR	NR	NR		
E1 – E4	2	±2	NR	NR	NR		
Navy Officers	0	±1	NR	NR	NR		
Marine Corps Enlisted	0	±1	NR	NR	NR		
E1 – E4	0	±1	NR	NR	NR		
Marine Corps Officers	NA		NA	NA	NA		
Air Force Enlisted	0	±1	NR	NR	NR		
E1 – E4	0	±1	NR	NR	NR		
Air Force Officers	NA		NA	NA	NA		

NR: Not reportable

NA: Not applicable

**71. What actions were taken in response to your report?****e. Action was/is being taken against you**

1. Yes

2. No

3. Don't know

	Percent Responding		Percentages			Max ME	Percentage Reporting Yes
			1	2	3		
<b>TOTAL</b>	0	±1	19	67	14	±22	■
<b>Army</b>	0	±1	13	84	2	±18	■
<b>Navy</b>	1	±1	NR	NR	NR		
<b>Marine Corps</b>	0	±1	NR	NR	NR		
<b>Air Force</b>	0	±1	NR	NR	NR		
<b>PAYGRADE</b>							
<b>Enlisted</b>	1	±1	18	67	14	±22	■
<b>E1 – E4</b>	1	±1	NR	NR	10	±19	
E1 – E3	1	±1	NR	NR	NR		
E4	1	±1	14	84	2	±24	■
<b>E5 – E9</b>	0	±1	8	NR	NR	±16	■
E5 – E6	0	±1	9	NR	NR	±18	■
E7 – E9	0	±1	NR	NR	NR		
<b>Officers</b>	0	±0	NR	NR	NR		
<b>W1 – W5</b>	0	±1	NR	NR	NR		
<b>O1 – O3</b>	0	±1	NR	NR	NR		
<b>O4 – O6</b>	0	±0	NR	NR	NR		
<b>DEPLOYMENT</b>							
<b>Deployed Past 12 Months</b>	0	±1	NR	NR	NR		
<b>Not Deployed Past 12 Months</b>	1	±1	21	67	12	±24	■
<b>RACE/ETHNICITY</b>							
<b>Non-Hispanic White</b>	0	±1	NR	NR	NR		
<b>Total Minority</b>	1	±1	10	86	4	±19	■
Non-Hispanic Black	1	±1	6	91	3	±20	■
Hispanic	1	±1	5	95	NR	±19	■
<b>EXPERIENCED BEHAVIORS</b>							
<b>Experienced USC</b>	18	±6	19	67	14	±22	■
<b>Not Experienced USC</b>	NA		NA	NA	NA		
<b>Experienced SH</b>	3	±2	23	64	13	±25	■
<b>Not Experienced SH</b>	0	±1	NR	NR	NR		
<b>FEMALES</b>							
<b>Total</b>	1	±1	17	74	9	±17	■
<b>Army</b>	2	±1	16	80	4	±20	■
<b>Navy</b>	2	±2	NR	NR	NR		
<b>Marine Corps</b>	1	±2	2	NR	NR	±8	■
<b>Air Force</b>	0	±1	NR	NR	NR		
<b>Enlisted</b>	1	±1	17	74	9	±17	■
<b>E1 – E4</b>	2	±2	16	73	11	±21	■
<b>E5 – E9</b>	1	±1	NR	NR	NR		
<b>Officers</b>	0	±1	NR	NR	NR		
<b>O1 – O3</b>	0	±1	NR	NR	NR		
<b>O4 – O6</b>	0	±1	NR	NR	NR		

Note. Percent responding are Service members who answered the question, who experienced unwanted sexual contact (Q56), and who made an unrestricted report or were not sure whether their report was restricted or unrestricted (Q69).

NR: Not reportable

NA: Not applicable

71e. Continued	Percent Responding		Percentages			Max ME	Percentage Reporting Yes
			1	2	3		
<b>FEMALES (CONTINUED)</b>							
Experienced USC	16	±6	17	74	9	±17	■
Not Experienced USC	NA		NA	NA	NA		
Experienced SH	3	±1	18	70	11	±16	■
Not Experienced SH	0	±1	NR	NR	NR		
Deployed Past 12 Months	1	±1	NR	NR	NR		
Not Deployed Past 12 Months	1	±1	21	70	9	±20	■
Army Enlisted	2	±1	17	80	4	±20	■
E1 – E4	3	±2	NR	NR	NR		
Army Officers	0	±1	NR	NR	NR		
Navy Enlisted	2	±2	NR	NR	NR		
E1 – E4	3	±4	NR	NR	NR		
Navy Officers	0	±1	NR	NR	NR		
Marine Corps Enlisted	1	±2	NR	NR	NR		
E1 – E4	2	±3	NR	NR	NR		
Marine Corps Officers	0	±1	NR	NR	NR		
Air Force Enlisted	0	±1	NR	NR	NR		
E1 – E4	1	±1	NR	NR	NR		
Air Force Officers	0	±1	NR	NR	NR		
<b>MALES</b>							
Total	0	±1	NR	NR	17	±24	
Army	0	±1	NR	NR	NR		
Navy	1	±1	NR	NR	NR		
Marine Corps	0	±1	NR	NR	NR		
Air Force	0	±1	NR	NR	NR		
Enlisted	0	±1	NR	NR	17	±25	
E1 – E4	1	±1	NR	NR	NR		
E5 – E9	0	±1	NR	NR	NR		
Officers	0	±0	NR	NR	NR		
O1 – O3	0	±1	NR	NR	NR		
O4 – O6	NA		NA	NA	NA		
Experienced USC	19	±10	NR	NR	17	±24	
Not Experienced USC	NA		NA	NA	NA		
Experienced SH	4	±3	NR	NR	NR		
Not Experienced SH	0	±1	NR	NR	NR		
Deployed Past 12 Months	0	±1	NR	NR	NR		
Not Deployed Past 12 Months	0	±1	NR	NR	NR		
Army Enlisted	0	±1	NR	NR	NR		
E1 – E4	0	±1	NR	NR	NR		
Army Officers	0	±1	NR	NR	NR		
Navy Enlisted	1	±1	NR	NR	NR		
E1 – E4	2	±2	NR	NR	NR		
Navy Officers	0	±1	NR	NR	NR		
Marine Corps Enlisted	0	±1	NR	NR	NR		
E1 – E4	0	±1	NR	NR	NR		
Marine Corps Officers	NA		NA	NA	NA		
Air Force Enlisted	0	±1	NR	NR	NR		
E1 – E4	0	±1	NR	NR	NR		
Air Force Officers	NA		NA	NA	NA		

NR: Not reportable

NA: Not applicable

**71. What actions were taken in response to your report?****f. Some other action was/is being taken**

1. Yes

2. No

3. Don't know

	Percent Responding		Percentages			Max ME	Percentage Reporting Yes
			1	2	3		
<b>TOTAL</b>	0	±1	21	58	21	±21	
<b>Army</b>	0	±1	6	77	17	±20	
<b>Navy</b>	1	±1	NR	NR	NR		
<b>Marine Corps</b>	0	±1	NR	NR	NR		
<b>Air Force</b>	0	±1	NR	NR	NR		
<b>PAYGRADE</b>							
<b>Enlisted</b>	1	±1	21	59	21	±22	
<b>E1 – E4</b>	1	±1	NR	NR	18	±18	
E1 – E3	1	±1	NR	NR	NR		
E4	1	±1	NR	NR	12	±16	
<b>E5 – E9</b>	0	±1	4	NR	NR	±14	
E5 – E6	0	±1	5	NR	NR	±15	
E7 – E9	0	±1	NR	NR	NR		
<b>Officers</b>	0	±0	NR	NR	NR		
<b>W1 – W5</b>	0	±1	NR	NR	NR		
<b>O1 – O3</b>	0	±1	NR	NR	NR		
<b>O4 – O6</b>	0	±0	NR	NR	NR		
<b>DEPLOYMENT</b>							
<b>Deployed Past 12 Months</b>	0	±1	NR	NR	NR		
<b>Not Deployed Past 12 Months</b>	1	±1	22	59	18	±24	
<b>RACE/ETHNICITY</b>							
<b>Non-Hispanic White</b>	0	±1	NR	34	NR	±22	
<b>Total Minority</b>	1	±1	14	75	11	±21	
Non-Hispanic Black	1	±1	8	85	7	±23	
Hispanic	1	±1	NR	NR	4	±14	
<b>EXPERIENCED BEHAVIORS</b>							
<b>Experienced USC</b>	18	±6	21	58	21	±21	
<b>Not Experienced USC</b>	NA		NA	NA	NA		
<b>Experienced SH</b>	3	±2	26	53	21	±24	
<b>Not Experienced SH</b>	0	±1	NR	NR	NR		
<b>FEMALES</b>							
<b>Total</b>	1	±1	18	55	27	±19	
<b>Army</b>	2	±1	NR	61	29	±20	
<b>Navy</b>	2	±2	NR	NR	NR		
<b>Marine Corps</b>	1	±2	NR	NR	NR		
<b>Air Force</b>	0	±1	NR	NR	NR		
<b>Enlisted</b>	1	±1	18	55	27	±19	
<b>E1 – E4</b>	2	±2	19	NR	30	±22	
<b>E5 – E9</b>	1	±1	NR	NR	14	±23	
<b>Officers</b>	0	±1	NR	NR	NR		
<b>O1 – O3</b>	0	±1	NR	NR	NR		
<b>O4 – O6</b>	0	±1	NR	NR	NR		

Note. Percent responding are Service members who answered the question, who experienced unwanted sexual contact (Q56), and who made an unrestricted report or were not sure whether their report was restricted or unrestricted (Q69).

NR: Not reportable

NA: Not applicable

71f. Continued	Percent Responding		Percentages			Max ME	Percentage Reporting Yes
			1	2	3		
<b>FEMALES (CONTINUED)</b>							
Experienced USC	16	±6	18	55	27	±19	■
Not Experienced USC	NA		NA	NA	NA		
Experienced SH	3	±1	20	48	32	±18	■
Not Experienced SH	0	±1	NR	NR	NR		
Deployed Past 12 Months	1	±1	NR	NR	NR		
Not Deployed Past 12 Months	1	±1	19	NR	28	±20	■
Army Enlisted	2	±1	NR	60	29	±20	
E1 – E4	3	±2	NR	NR	NR		
Army Officers	0	±1	NR	NR	NR		
Navy Enlisted	2	±2	NR	NR	NR		
E1 – E4	3	±4	NR	NR	NR		
Navy Officers	0	±1	NR	NR	NR		
Marine Corps Enlisted	1	±2	NR	NR	NR		
E1 – E4	2	±3	NR	NR	NR		
Marine Corps Officers	0	±1	NR	NR	NR		
Air Force Enlisted	0	±1	NR	NR	NR		
E1 – E4	1	±1	NR	NR	NR		
Air Force Officers	0	±1	NR	NR	NR		
<b>MALES</b>							
Total	0	±1	NR	NR	17	±24	
Army	0	±1	NR	NR	NR		
Navy	1	±1	NR	NR	NR		
Marine Corps	0	±1	NR	NR	NR		
Air Force	0	±1	NR	NR	NR		
Enlisted	0	±1	NR	NR	17	±25	
E1 – E4	1	±1	NR	NR	NR		
E5 – E9	0	±1	NR	NR	NR		
Officers	0	±0	NR	NR	NR		
O1 – O3	0	±1	NR	NR	NR		
O4 – O6	NA		NA	NA	NA		
Experienced USC	19	±10	NR	NR	17	±24	
Not Experienced USC	NA		NA	NA	NA		
Experienced SH	4	±3	NR	NR	NR		
Not Experienced SH	0	±1	NR	NR	NR		
Deployed Past 12 Months	0	±1	NR	NR	NR		
Not Deployed Past 12 Months	0	±1	NR	NR	NR		
Army Enlisted	0	±1	NR	NR	NR		
E1 – E4	0	±1	NR	NR	NR		
Army Officers	0	±1	NR	NR	NR		
Navy Enlisted	1	±1	NR	NR	NR		
E1 – E4	2	±2	NR	NR	NR		
Navy Officers	0	±1	NR	NR	NR		
Marine Corps Enlisted	0	±1	NR	NR	NR		
E1 – E4	0	±1	NR	NR	NR		
Marine Corps Officers	NA		NA	NA	NA		
Air Force Enlisted	0	±1	NR	NR	NR		
E1 – E4	0	±1	NR	NR	NR		
Air Force Officers	NA		NA	NA	NA		

NR: Not reportable

NA: Not applicable

**72. How satisfied have you been with...****a. The quality of sexual assault advocacy services you received?**1. Very dissatisfied  
4. Satisfied2. Dissatisfied  
5. Very satisfied

3. Neither satisfied nor dissatisfied

	Percent Responding		Percentages					Max ME	Average Satisfaction		
			1	2	3	4	5				
<b>TOTAL</b>	0	±1	16	6	NR	16	28	±24	3.3	±0.6	
<b>Army</b>	0	±1	NR	5	NR	10	5	±18	NR		
<b>Navy</b>	1	±1	4	5	NR	NR	NR	±14	NR		
<b>Marine Corps</b>	0	±1	NR	1	NR	NR	NR	±4	NR		
<b>Air Force</b>	0	±1	NR	NR	NR	NR	NR		NR		
<b>PAYGRADE</b>											
<b>Enlisted</b>	0	±1	16	5	NR	16	28	±24	3.4	±0.6	
<b>E1 – E4</b>	1	±1	17	5	NR	NR	NR	±24	3.3	±0.7	
E1 – E3	1	±1	4	7	NR	NR	NR	±16	NR		
E4	1	±1	NR	4	NR	5	NR	±15	NR		
<b>E5 – E9</b>	0	±1	13	6	NR	16	NR	±24	NR		
E5 – E6	0	±1	14	3	NR	8	NR	±24	NR		
E7 – E9	0	±1	NR	NR	NR	NR	NR		NR		
<b>Officers</b>	0	±0	NR	NR	NR	NR	NR		NR		
<b>W1 – W5</b>	NA		NA	NA	NA	NA	NA				
<b>O1 – O3</b>	0	±1	NR	NR	NR	NR	NR		NR		
<b>O4 – O6</b>	NA		NA	NA	NA	NA	NA				
<b>DEPLOYMENT</b>											
<b>Deployed Past 12 Months</b>	0	±0	NR	NR	NR	NR	4	±19	NR		
<b>Not Deployed Past 12 Months</b>	1	±1	16	6	NR	15	NR	±21	3.4	±0.6	
<b>RACE/ETHNICITY</b>											
<b>Non-Hispanic White</b>	0	±1	21	10	NR	13	NR	±24	NR		
<b>Total Minority</b>	1	±1	NR	3	NR	NR	NR	±9	3.3	±0.7	
Non-Hispanic Black	0	±1	NR	NR	NR	NR	NR		NR		
Hispanic	1	±1	NR	NR	NR	NR	NR		NR		
<b>EXPERIENCED BEHAVIORS</b>											
<b>Experienced USC</b>	15	±6	16	6	NR	16	28	±24	3.3	±0.6	
<b>Not Experienced USC</b>	NA		NA	NA	NA	NA	NA				
<b>Experienced SH</b>	3	±2	21	8	31	10	NR	±24	3.2	±0.7	
<b>Not Experienced SH</b>	0	±1	NR	NR	NR	NR	NR		NR		
<b>FEMALES</b>											
<b>Total</b>	1	±1	18	12	22	NR	11	±18	3.1	±0.5	
<b>Army</b>	1	±1	25	10	NR	11	10	±24	2.7	±0.6	
<b>Navy</b>	1	±2	NR	NR	NR	NR	2	±13	NR		
<b>Marine Corps</b>	1	±2	NR	2	NR	NR	NR	±12	NR		
<b>Air Force</b>	0	±1	NR	NR	NR	NR	NR		NR		
<b>Enlisted</b>	1	±1	18	12	22	NR	11	±18	3.1	±0.5	
<b>E1 – E4</b>	2	±1	14	13	19	NR	14	±22	3.3	±0.6	
<b>E5 – E9</b>	0	±1	NR	NR	NR	NR	NR		NR		
<b>Officers</b>	0	±1	NR	NR	NR	NR	NR		NR		
<b>O1 – O3</b>	0	±1	NR	NR	NR	NR	NR		NR		
<b>O4 – O6</b>	NA		NA	NA	NA	NA	NA				

Note. Percent responding are Service members who answered the question, who experienced unwanted sexual contact (Q56), and who made an unrestricted report or were not sure whether their report was restricted or unrestricted (Q69).

NR: Not reportable

NA: Not applicable



72a. Continued	Percent Responding		Percentages					Max ME	Average Satisfaction		
			1	2	3	4	5				
<b>FEMALES (CONTINUED)</b>											
Experienced USC	13	±6	18	12	22	NR	11	±18	3.1	±0.5	
Not Experienced USC	NA		NA	NA	NA	NA	NA				
Experienced SH	2	±1	21	16	29	18	15	±18	2.9	±0.5	
Not Experienced SH	0	±1	NR	NR	NR	NR	NR		NR		
Deployed Past 12 Months	1	±1	NR	NR	NR	NR	NR		NR		
Not Deployed Past 12 Months	1	±1	17	12	15	NR	12	±20	3.2	±0.6	
Army Enlisted	1	±1	25	10	NR	11	10	±24	2.7	±0.6	
E1 – E4	2	±2	NR	NR	NR	NR	NR		NR		
Army Officers	NA		NA	NA	NA	NA	NA				
Navy Enlisted	2	±2	NR	NR	NR	NR	2	±13	NR		
E1 – E4	3	±4	NR	NR	NR	NR	2	±16	NR		
Navy Officers	0	±1	NR	NR	NR	NR	NR		NR		
Marine Corps Enlisted	1	±2	NR	NR	NR	NR	NR		NR		
E1 – E4	2	±3	NR	NR	NR	NR	NR		NR		
Marine Corps Officers	0	±1	NR	NR	NR	NR	NR		NR		
Air Force Enlisted	0	±1	NR	NR	NR	NR	NR		NR		
E1 – E4	1	±1	NR	NR	NR	NR	NR		NR		
Air Force Officers	NA		NA	NA	NA	NA	NA				
<b>MALES</b>											
Total	0	±1	NR	2	NR	4	NR	±12	NR		
Army	0	±1	NR	NR	NR	NR	NR		NR		
Navy	1	±1	NR	1	NR	NR	NR	±10	NR		
Marine Corps	0	±1	NR	NR	NR	NR	NR		NR		
Air Force	0	±1	NR	NR	NR	NR	NR		NR		
Enlisted	0	±1	NR	2	NR	4	NR	±12	NR		
E1 – E4	1	±1	NR	NR	NR	NR	NR		NR		
E5 – E9	0	±1	NR	NR	NR	NR	NR		NR		
Officers	0	±0	NR	NR	NR	NR	NR		NR		
O1 – O3	0	±1	NR	NR	NR	NR	NR		NR		
O4 – O6	NA		NA	NA	NA	NA	NA				
Experienced USC	16	±9	NR	2	NR	4	NR	±12	NR		
Not Experienced USC	NA		NA	NA	NA	NA	NA				
Experienced SH	3	±3	NR	3	NR	5	NR	±15	NR		
Not Experienced SH	0	±1	NR	NR	NR	NR	NR		NR		
Deployed Past 12 Months	0	±0	NR	NR	NR	NR	NR		NR		
Not Deployed Past 12 Months	0	±1	NR	2	NR	2	NR	±11	NR		
Army Enlisted	0	±1	NR	NR	NR	NR	NR		NR		
E1 – E4	0	±1	NR	NR	NR	NR	NR		NR		
Army Officers	0	±1	NR	NR	NR	NR	NR		NR		
Navy Enlisted	1	±1	NR	NR	NR	NR	NR		NR		
E1 – E4	1	±2	NR	NR	NR	NR	NR		NR		
Navy Officers	0	±1	NR	NR	NR	NR	NR		NR		
Marine Corps Enlisted	0	±1	NR	NR	NR	NR	NR		NR		
E1 – E4	0	±1	NR	NR	NR	NR	NR		NR		
Marine Corps Officers	NA		NA	NA	NA	NA	NA				
Air Force Enlisted	0	±1	NR	NR	NR	NR	NR		NR		
E1 – E4	0	±1	NR	NR	NR	NR	NR		NR		
Air Force Officers	NA		NA	NA	NA	NA	NA				

NR: Not reportable

NA: Not applicable

**72. How satisfied have you been with...****b. The quality of counseling services you received?**1. Very dissatisfied  
4. Satisfied2. Dissatisfied  
5. Very satisfied

3. Neither satisfied nor dissatisfied

	Percent Responding		Percentages					Max ME	Average Satisfaction		
			1	2	3	4	5				
<b>TOTAL</b>	0	±1	10	11	35	23	21	±24	3.3	±0.5	
<b>Army</b>	0	±1	6	NR	NR	18	5	±21	2.9	±0.5	
<b>Navy</b>	1	±1	NR	4	NR	NR	NR	±11	NR		
<b>Marine Corps</b>	0	±1	NR	NR	NR	NR	NR		NR		
<b>Air Force</b>	0	±1	NR	NR	NR	NR	NR		NR		
<b>PAYGRADE</b>											
<b>Enlisted</b>	0	±1	10	11	NR	23	21	±25	3.3	±0.5	
<b>E1 – E4</b>	1	±1	7	15	NR	NR	NR	±23	3.4	±0.7	
E1 – E3	1	±1	4	8	NR	NR	NR	±16	NR		
E4	1	±1	NR	NR	NR	9	NR	±19	NR		
<b>E5 – E9</b>	0	±1	NR	3	NR	NR	NR	±18	NR		
E5 – E6	0	±1	NR	NR	NR	NR	NR		NR		
E7 – E9	0	±1	NR	NR	NR	NR	NR		NR		
<b>Officers</b>	0	±0	NR	NR	NR	NR	NR		NR		
<b>W1 – W5</b>	NA		NA	NA	NA	NA	NA				
<b>O1 – O3</b>	0	±1	NR	NR	NR	NR	NR		NR		
<b>O4 – O6</b>	0	±0	NR	NR	NR	NR	NR		NR		
<b>DEPLOYMENT</b>											
<b>Deployed Past 12 Months</b>	0	±1	NR	NR	NR	NR	NR		NR		
<b>Not Deployed Past 12 Months</b>	1	±1	7	11	NR	25	NR	±21	3.5	±0.5	
<b>RACE/ETHNICITY</b>											
<b>Non-Hispanic White</b>	0	±1	NR	9	NR	18	NR	±18	NR		
<b>Total Minority</b>	1	±1	3	NR	NR	NR	12	±23	3.3	±0.5	
Non-Hispanic Black	0	±1	NR	NR	NR	NR	NR		NR		
Hispanic	1	±1	NR	NR	NR	NR	NR		NR		
<b>EXPERIENCED BEHAVIORS</b>											
<b>Experienced USC</b>	15	±6	10	11	35	23	21	±24	3.3	±0.5	
<b>Not Experienced USC</b>	NA		NA	NA	NA	NA	NA				
<b>Experienced SH</b>	3	±2	12	15	31	20	NR	±23	3.3	±0.6	
<b>Not Experienced SH</b>	0	±1	NR	NR	NR	NR	NR		NR		
<b>FEMALES</b>											
<b>Total</b>	1	±1	5	14	22	NR	9	±17	3.4	±0.4	
<b>Army</b>	1	±1	10	15	NR	21	10	±24	3.1	±0.5	
<b>Navy</b>	1	±2	NR	NR	NR	NR	NR		NR		
<b>Marine Corps</b>	1	±2	NR	NR	NR	NR	NR		NR		
<b>Air Force</b>	0	±1	NR	NR	NR	NR	NR		NR		
<b>Enlisted</b>	1	±1	5	15	22	NR	10	±18	3.4	±0.4	
<b>E1 – E4</b>	2	±1	5	19	16	NR	12	±20	3.4	±0.5	
<b>E5 – E9</b>	0	±1	NR	NR	NR	NR	NR		NR		
<b>Officers</b>	0	±1	NR	NR	NR	NR	NR		NR		
<b>O1 – O3</b>	0	±1	NR	NR	NR	NR	NR		NR		
<b>O4 – O6</b>	0	±1	NR	NR	NR	NR	NR		NR		

Note. Percent responding are Service members who answered the question, who experienced unwanted sexual contact (Q56), and who made an unrestricted report or were not sure whether their report was restricted or unrestricted (Q69).

NR: Not reportable

NA: Not applicable

72b. Continued	Percent Responding		Percentages					Max ME	Average Satisfaction		
			1	2	3	4	5				
<b>FEMALES (CONTINUED)</b>											
Experienced USC	13	±6	5	14	22	NR	9	±17	3.4	±0.4	
Not Experienced USC	NA		NA	NA	NA	NA	NA				
Experienced SH	2	±1	7	19	29	32	13	±18	3.2	±0.4	
Not Experienced SH	0	±1	NR	NR	NR	NR	NR		NR		
Deployed Past 12 Months	1	±1	NR	NR	NR	NR	NR		NR		
Not Deployed Past 12 Months	1	±1	5	13	16	NR	11	±18	3.5	±0.4	
Army Enlisted	1	±1	10	15	NR	21	10	±24	3.1	±0.5	
E1 – E4	2	±1	NR	NR	NR	NR	NR		NR		
Army Officers	NA		NA	NA	NA	NA	NA				
Navy Enlisted	2	±2	NR	NR	NR	NR	NR		NR		
E1 – E4	3	±4	NR	NR	NR	NR	NR		NR		
Navy Officers	0	±1	NR	NR	NR	NR	NR		NR		
Marine Corps Enlisted	1	±2	NR	NR	NR	NR	NR		NR		
E1 – E4	2	±3	NR	NR	NR	NR	NR		NR		
Marine Corps Officers	0	±1	NR	NR	NR	NR	NR		NR		
Air Force Enlisted	0	±1	NR	NR	NR	NR	NR		NR		
E1 – E4	1	±1	NR	NR	NR	NR	NR		NR		
Air Force Officers	0	±1	NR	NR	NR	NR	NR		NR		
<b>MALES</b>											
Total	0	±1	13	NR	NR	NR	NR	±22	NR		
Army	0	±1	NR	NR	NR	NR	NR		NR		
Navy	1	±1	NR	NR	NR	NR	NR		NR		
Marine Corps	0	±1	NR	NR	NR	NR	NR		NR		
Air Force	0	±1	NR	NR	NR	NR	NR		NR		
Enlisted	0	±1	12	NR	NR	NR	NR	±23	NR		
E1 – E4	1	±1	NR	NR	NR	NR	NR		NR		
E5 – E9	0	±1	NR	NR	NR	NR	NR		NR		
Officers	0	±0	NR	NR	NR	NR	NR		NR		
O1 – O3	0	±1	NR	NR	NR	NR	NR		NR		
O4 – O6	NA		NA	NA	NA	NA	NA				
Experienced USC	17	±9	13	NR	NR	NR	NR	±22	NR		
Not Experienced USC	NA		NA	NA	NA	NA	NA				
Experienced SH	4	±3	NR	NR	NR	NR	NR		NR		
Not Experienced SH	0	±1	NR	NR	NR	NR	NR		NR		
Deployed Past 12 Months	0	±1	NR	NR	NR	NR	NR		NR		
Not Deployed Past 12 Months	0	±1	8	NR	NR	NR	NR	±21	NR		
Army Enlisted	0	±1	NR	NR	NR	NR	NR		NR		
E1 – E4	0	±1	NR	NR	NR	NR	NR		NR		
Army Officers	0	±1	NR	NR	NR	NR	NR		NR		
Navy Enlisted	1	±1	NR	NR	NR	NR	NR		NR		
E1 – E4	1	±2	NR	NR	NR	NR	NR		NR		
Navy Officers	0	±1	NR	NR	NR	NR	NR		NR		
Marine Corps Enlisted	0	±1	NR	NR	NR	NR	NR		NR		
E1 – E4	0	±1	NR	NR	NR	NR	NR		NR		
Marine Corps Officers	NA		NA	NA	NA	NA	NA				
Air Force Enlisted	0	±1	NR	NR	NR	NR	NR		NR		
E1 – E4	0	±1	NR	NR	NR	NR	NR		NR		
Air Force Officers	NA		NA	NA	NA	NA	NA				

NR: Not reportable

NA: Not applicable

**72. How satisfied have you been with...**

**c. The quality of medical care you received?**

1. Very dissatisfied  
4. Satisfied

2. Dissatisfied  
5. Very satisfied

3. Neither satisfied nor dissatisfied

	Percent Responding		Percentages					Max ME	Average Satisfaction		
			1	2	3	4	5				
<b>TOTAL</b>	0	±1	6	7	NR	14	NR	±15	3.5	±0.5	
<b>Army</b>	0	±1	7	6	NR	NR	9	±21	3.2	±0.4	
<b>Navy</b>	1	±1	1	NR	NR	5	NR	±18	NR		
<b>Marine Corps</b>	0	±1	NR	NR	1	NR	NR	±6	NR		
<b>Air Force</b>	0	±1	NR	NR	NR	NR	NR		NR		
<b>PAYGRADE</b>											
<b>Enlisted</b>	0	±1	6	7	NR	14	NR	±15	3.5	±0.6	
<b>E1 – E4</b>	1	±1	7	4	NR	10	NR	±20	NR		
E1 – E3	1	±1	5	5	NR	8	NR	±21	NR		
E4	1	±1	NR	4	NR	NR	NR	±14	NR		
<b>E5 – E9</b>	0	±1	2	NR	NR	NR	NR	±12	NR		
E5 – E6	0	±1	2	NR	NR	NR	NR	±15	NR		
E7 – E9	0	±1	NR	NR	NR	NR	NR		NR		
<b>Officers</b>	0	±0	NR	NR	NR	NR	NR		NR		
<b>W1 – W5</b>	NA		NA	NA	NA	NA	NA				
<b>O1 – O3</b>	0	±0	NR	NR	NR	NR	NR		NR		
<b>O4 – O6</b>	0	±0	NR	NR	NR	NR	NR		NR		
<b>DEPLOYMENT</b>											
<b>Deployed Past 12 Months</b>	0	±0	NR	NR	NR	NR	NR		NR		
<b>Not Deployed Past 12 Months</b>	0	±1	6	7	NR	13	NR	±17	3.5	±0.6	
<b>RACE/ETHNICITY</b>											
<b>Non-Hispanic White</b>	0	±1	NR	5	NR	13	NR	±19	NR		
<b>Total Minority</b>	0	±1	NR	8	NR	14	NR	±21	3.3	±0.4	
Non-Hispanic Black	0	±1	NR	NR	NR	NR	NR		NR		
Hispanic	1	±1	NR	NR	NR	NR	NR		NR		
<b>EXPERIENCED BEHAVIORS</b>											
<b>Experienced USC</b>	12	±6	6	7	NR	14	NR	±15	3.5	±0.5	
<b>Not Experienced USC</b>	NA		NA	NA	NA	NA	NA				
<b>Experienced SH</b>	2	±2	9	7	NR	18	NR	±20	NR		
<b>Not Experienced SH</b>	0	±1	NR	NR	NR	NR	NR		NR		
<b>FEMALES</b>											
<b>Total</b>	1	±1	6	9	NR	27	15	±23	3.3	±0.4	
<b>Army</b>	1	±1	NR	NR	NR	NR	16	±25	3.2	±0.6	
<b>Navy</b>	1	±2	NR	NR	NR	NR	NR		3.1	±0.4	
<b>Marine Corps</b>	1	±2	NR	NR	NR	NR	NR		NR		
<b>Air Force</b>	0	±1	NR	NR	NR	NR	NR		NR		
<b>Enlisted</b>	1	±1	6	9	NR	27	15	±23	3.3	±0.4	
<b>E1 – E4</b>	2	±1	6	11	NR	NR	17	±21	3.4	±0.5	
<b>E5 – E9</b>	0	±1	NR	NR	NR	NR	NR		NR		
<b>Officers</b>	0	±1	NR	NR	NR	NR	NR		NR		
<b>O1 – O3</b>	0	±0	NR	NR	NR	NR	NR		NR		
<b>O4 – O6</b>	0	±1	NR	NR	NR	NR	NR		NR		

Note. Percent responding are Service members who answered the question, who experienced unwanted sexual contact (Q56), and who made an unrestricted report or were not sure whether their report was restricted or unrestricted (Q69).

NR: Not reportable

NA: Not applicable

72c. Continued	Percent Responding		Percentages					Max ME	Average Satisfaction		
			1	2	3	4	5				
<b>FEMALES (CONTINUED)</b>											
Experienced USC	11	±6	6	9	NR	27	15	±23	3.3	±0.4	
Not Experienced USC	NA		NA	NA	NA	NA	NA				
Experienced SH	2	±1	9	13	29	33	16	±22	3.3	±0.5	
Not Experienced SH	0	±1	NR	NR	NR	NR	NR		NR		
Deployed Past 12 Months	1	±1	NR	NR	NR	NR	NR		NR		
Not Deployed Past 12 Months	1	±1	6	11	NR	NR	15	±21	3.4	±0.5	
Army Enlisted	1	±1	NR	NR	NR	NR	16	±25	3.2	±0.6	
E1 – E4	2	±2	NR	NR	NR	NR	NR		NR		
Army Officers	NA		NA	NA	NA	NA	NA				
Navy Enlisted	1	±2	NR	NR	NR	NR	NR		3.1	±0.4	
E1 – E4	3	±4	NR	NR	NR	NR	NR		NR		
Navy Officers	NA		NA	NA	NA	NA	NA				
Marine Corps Enlisted	1	±2	NR	NR	NR	NR	NR		NR		
E1 – E4	2	±3	NR	NR	NR	NR	NR		NR		
Marine Corps Officers	0	±1	NR	NR	NR	NR	NR		NR		
Air Force Enlisted	0	±1	NR	NR	NR	NR	NR		NR		
E1 – E4	1	±1	NR	NR	NR	NR	NR		NR		
Air Force Officers	0	±1	NR	NR	NR	NR	NR		NR		
<b>MALES</b>											
Total	0	±1	NR	6	NR	6	NR	±18	NR		
Army	0	±1	NR	NR	NR	NR	NR		NR		
Navy	0	±1	NR	NR	NR	NR	NR		NR		
Marine Corps	0	±1	NR	NR	NR	NR	NR		NR		
Air Force	0	±1	NR	NR	NR	NR	NR		NR		
Enlisted	0	±1	NR	6	NR	6	NR	±18	NR		
E1 – E4	0	±1	NR	NR	NR	NR	NR		NR		
E5 – E9	0	±1	NR	NR	NR	NR	NR		NR		
Officers	NA		NA	NA	NA	NA	NA				
O1 – O3	NA		NA	NA	NA	NA	NA				
O4 – O6	NA		NA	NA	NA	NA	NA				
Experienced USC	13	±9	NR	6	NR	6	NR	±18	NR		
Not Experienced USC	NA		NA	NA	NA	NA	NA				
Experienced SH	3	±2	NR	3	NR	9	NR	±21	NR		
Not Experienced SH	0	±1	NR	NR	NR	NR	NR		NR		
Deployed Past 12 Months	0	±0	NR	NR	NR	NR	NR		NR		
Not Deployed Past 12 Months	0	±1	NR	6	NR	4	NR	±18	NR		
Army Enlisted	0	±1	NR	NR	NR	NR	NR		NR		
E1 – E4	NA		NA	NA	NA	NA	NA				
Army Officers	NA		NA	NA	NA	NA	NA				
Navy Enlisted	1	±1	NR	NR	NR	NR	NR		NR		
E1 – E4	1	±2	NR	NR	NR	NR	NR		NR		
Navy Officers	NA		NA	NA	NA	NA	NA				
Marine Corps Enlisted	0	±1	NR	NR	NR	NR	NR		NR		
E1 – E4	0	±1	NR	NR	NR	NR	NR		NR		
Marine Corps Officers	NA		NA	NA	NA	NA	NA				
Air Force Enlisted	0	±1	NR	NR	NR	NR	NR		NR		
E1 – E4	0	±1	NR	NR	NR	NR	NR		NR		
Air Force Officers	NA		NA	NA	NA	NA	NA				

NR: Not reportable

NA: Not applicable

**72. How satisfied have you been with...**

**d. Your treatment by the Sexual Assault Victim Advocate assigned to you?**

1. Very dissatisfied  
4. Satisfied

2. Dissatisfied  
5. Very satisfied




3. Neither satisfied nor dissatisfied

	Percent Responding		Percentages					Max ME	Average Satisfaction		
			1	2	3	4	5				
<b>TOTAL</b>	0	±1	8	5	NR	14	NR	±24	3.6	±0.6	
<b>Army</b>	0	±1	NR	NR	NR	NR	NR		3.1	±0.5	
<b>Navy</b>	1	±1	2	6	NR	NR	NR	±17	NR		
<b>Marine Corps</b>	0	±1	NR	NR	NR	NR	NR		4.9	±0.3	
<b>Air Force</b>	0	±1	NR	NR	NR	NR	NR		NR		
<b>PAYGRADE</b>											
<b>Enlisted</b>	0	±1	7	5	NR	14	NR	±24	3.6	±0.6	
<b>E1 – E4</b>	1	±1	9	5	NR	NR	NR	±19	3.6	±0.7	
E1 – E3	1	±1	5	5	NR	NR	NR	±17	NR		
E4	1	±1	NR	NR	NR	5	NR	±18	NR		
<b>E5 – E9</b>	0	±1	NR	NR	NR	NR	NR		NR		
E5 – E6	0	±1	NR	NR	NR	NR	NR		NR		
E7 – E9	0	±1	NR	NR	NR	NR	NR		NR		
<b>Officers</b>	0	±0	NR	NR	NR	NR	NR		NR		
<b>W1 – W5</b>	NA		NA	NA	NA	NA	NA				
<b>O1 – O3</b>	0	±1	NR	NR	NR	NR	NR		NR		
<b>O4 – O6</b>	NA		NA	NA	NA	NA	NA				
<b>DEPLOYMENT</b>											
<b>Deployed Past 12 Months</b>	0	±0	NR	NR	NR	NR	NR		NR		
<b>Not Deployed Past 12 Months</b>	0	±1	8	6	NR	NR	NR	±16	3.6	±0.6	
<b>RACE/ETHNICITY</b>											
<b>Non-Hispanic White</b>	0	±1	NR	6	NR	7	NR	±16	NR		
<b>Total Minority</b>	0	±1	2	4	NR	NR	NR	±14	3.4	±0.5	
Non-Hispanic Black	0	±1	NR	NR	NR	NR	NR		NR		
Hispanic	1	±1	NR	NR	NR	NR	NR		NR		
<b>EXPERIENCED BEHAVIORS</b>											
<b>Experienced USC</b>	12	±6	8	5	NR	14	NR	±24	3.6	±0.6	
<b>Not Experienced USC</b>	NA		NA	NA	NA	NA	NA				
<b>Experienced SH</b>	2	±2	12	8	NR	8	NR	±19	NR		
<b>Not Experienced SH</b>	0	±1	NR	NR	NR	NR	NR		NR		
<b>FEMALES</b>											
<b>Total</b>	1	±1	9	12	16	NR	25	±22	3.6	±0.5	
<b>Army</b>	1	±1	NR	NR	NR	NR	NR		NR		
<b>Navy</b>	1	±2	NR	NR	NR	NR	2	±13	NR		
<b>Marine Corps</b>	1	±2	NR	NR	NR	NR	NR		NR		
<b>Air Force</b>	0	±1	NR	NR	NR	NR	NR		NR		
<b>Enlisted</b>	1	±1	9	12	16	NR	25	±23	3.6	±0.5	
<b>E1 – E4</b>	2	±1	10	14	9	NR	NR	±22	3.6	±0.6	
<b>E5 – E9</b>	0	±1	NR	NR	NR	NR	NR		NR		
<b>Officers</b>	0	±1	NR	NR	NR	NR	NR		NR		
<b>O1 – O3</b>	0	±1	NR	NR	NR	NR	NR		NR		
<b>O4 – O6</b>	NA		NA	NA	NA	NA	NA				

Note. Percent responding are Service members who answered the question, who experienced unwanted sexual contact (Q56), and who made an unrestricted report or were not sure whether their report was restricted or unrestricted (Q69).

NR: Not reportable

NA: Not applicable

72d. Continued	Percent Responding		Percentages					Max ME	Average Satisfaction		
			1	2	3	4	5				
<b>FEMALES (CONTINUED)</b>											
Experienced USC	10	±6	9	12	16	NR	25	±22	3.6	±0.5	
Not Experienced USC	NA		NA	NA	NA	NA	NA				
Experienced SH	2	±1	13	17	23	16	31	±22	3.4	±0.6	
Not Experienced SH	0	±1	NR	NR	NR	NR	NR		NR		
Deployed Past 12 Months	1	±1	NR	NR	NR	NR	NR		NR		
Not Deployed Past 12 Months	1	±1	8	14	8	NR	NR	±23	3.7	±0.6	
Army Enlisted	1	±1	NR	NR	NR	NR	NR		NR		
E1 – E4	1	±1	NR	NR	NR	NR	NR		NR		
Army Officers	NA		NA	NA	NA	NA	NA				
Navy Enlisted	2	±2	NR	NR	NR	NR	2	±14	NR		
E1 – E4	3	±4	NR	NR	NR	NR	2	±16	NR		
Navy Officers	0	±1	NR	NR	NR	NR	NR		NR		
Marine Corps Enlisted	1	±2	NR	NR	NR	NR	NR		NR		
E1 – E4	2	±3	NR	NR	NR	NR	NR		NR		
Marine Corps Officers	0	±1	NR	NR	NR	NR	NR		NR		
Air Force Enlisted	0	±1	NR	NR	NR	NR	NR		NR		
E1 – E4	1	±1	NR	NR	NR	NR	NR		NR		
Air Force Officers	NA		NA	NA	NA	NA	NA				
<b>MALES</b>											
Total	0	±1	NR	2	NR	2	NR	±13	NR		
Army	0	±1	NR	NR	NR	NR	NR		NR		
Navy	1	±1	1	NR	NR	NR	NR	±11	NR		
Marine Corps	0	±1	NR	NR	NR	NR	NR		NR		
Air Force	0	±1	NR	NR	NR	NR	NR		NR		
Enlisted	0	±1	NR	2	NR	2	NR	±13	NR		
E1 – E4	0	±1	NR	NR	NR	NR	NR		NR		
E5 – E9	0	±1	NR	NR	NR	NR	NR		NR		
Officers	0	±0	NR	NR	NR	NR	NR		NR		
O1 – O3	0	±1	NR	NR	NR	NR	NR		NR		
O4 – O6	NA		NA	NA	NA	NA	NA				
Experienced USC	13	±9	NR	2	NR	2	NR	±13	NR		
Not Experienced USC	NA		NA	NA	NA	NA	NA				
Experienced SH	3	±2	NR	3	NR	3	NR	±18	NR		
Not Experienced SH	0	±1	NR	NR	NR	NR	NR		NR		
Deployed Past 12 Months	0	±0	NR	NR	NR	NR	NR		NR		
Not Deployed Past 12 Months	0	±1	NR	2	NR	2	NR	±13	NR		
Army Enlisted	0	±1	NR	NR	NR	NR	NR		NR		
E1 – E4	NA		NA	NA	NA	NA	NA				
Army Officers	0	±1	NR	NR	NR	NR	NR		NR		
Navy Enlisted	1	±1	NR	NR	NR	NR	NR		NR		
E1 – E4	1	±2	NR	NR	NR	NR	NR		NR		
Navy Officers	0	±1	NR	NR	NR	NR	NR		NR		
Marine Corps Enlisted	0	±1	NR	NR	NR	NR	NR		NR		
E1 – E4	0	±1	NR	NR	NR	NR	NR		NR		
Marine Corps Officers	NA		NA	NA	NA	NA	NA				
Air Force Enlisted	0	±1	NR	NR	NR	NR	NR		NR		
E1 – E4	0	±1	NR	NR	NR	NR	NR		NR		
Air Force Officers	NA		NA	NA	NA	NA	NA				

NR: Not reportable

NA: Not applicable

**72. How satisfied have you been with...****e. Your treatment by the Sexual Assault Response Coordinator (SARC) handling your report?**1. Very dissatisfied  
4. Satisfied2. Dissatisfied  
5. Very satisfied

3. Neither satisfied nor dissatisfied




	Percent Responding		Percentages					Max ME	Average Satisfaction		
			1	2	3	4	5				
<b>TOTAL</b>	0	±1	8	4	NR	14	NR	±24	3.5	±0.6	
<b>Army</b>	0	±1	NR	3	NR	NR	NR	±17	3.0	±0.4	
<b>Navy</b>	1	±1	4	2	NR	NR	NR	±16	NR		
<b>Marine Corps</b>	0	±1	NR	NR	NR	NR	NR		4.8	±0.4	
<b>Air Force</b>	0	±1	NR	NR	NR	NR	NR		NR		
<b>PAYGRADE</b>											
<b>Enlisted</b>	0	±1	8	4	NR	14	NR	±25	3.5	±0.6	
<b>E1 – E4</b>	1	±1	11	3	NR	NR	NR	±19	3.6	±0.7	
E1 – E3	1	±1	5	5	NR	NR	NR	±16	NR		
E4	1	±1	NR	2	NR	4	NR	±16	NR		
<b>E5 – E9</b>	0	±1	NR	NR	NR	NR	NR		NR		
E5 – E6	0	±1	NR	NR	NR	NR	NR		NR		
E7 – E9	0	±1	NR	NR	NR	NR	NR		NR		
<b>Officers</b>	0	±0	NR	NR	NR	NR	NR		NR		
<b>W1 – W5</b>	NA		NA	NA	NA	NA	NA				
<b>O1 – O3</b>	0	±1	NR	NR	NR	NR	NR		NR		
<b>O4 – O6</b>	NA		NA	NA	NA	NA	NA				
<b>DEPLOYMENT</b>											
<b>Deployed Past 12 Months</b>	0	±0	NR	NR	NR	NR	NR		NR		
<b>Not Deployed Past 12 Months</b>	0	±1	8	4	NR	NR	NR	±16	3.6	±0.6	
<b>RACE/ETHNICITY</b>											
<b>Non-Hispanic White</b>	0	±1	NR	6	NR	5	NR	±15	NR		
<b>Total Minority</b>	0	±1	5	1	NR	NR	NR	±15	3.4	±0.5	
Non-Hispanic Black	0	±1	NR	NR	NR	NR	NR		NR		
Hispanic	1	±1	NR	NR	NR	NR	NR		NR		
<b>EXPERIENCED BEHAVIORS</b>											
<b>Experienced USC</b>	12	±6	8	4	NR	14	NR	±24	3.5	±0.6	
<b>Not Experienced USC</b>	NA		NA	NA	NA	NA	NA				
<b>Experienced SH</b>	2	±2	12	6	NR	7	NR	±20	NR		
<b>Not Experienced SH</b>	0	±1	NR	NR	NR	NR	NR		NR		
<b>FEMALES</b>											
<b>Total</b>	1	±1	14	7	22	NR	23	±22	3.5	±0.6	
<b>Army</b>	1	±1	NR	NR	NR	NR	NR		NR		
<b>Navy</b>	1	±2	NR	NR	NR	NR	NR		NR		
<b>Marine Corps</b>	1	±2	NR	NR	NR	NR	NR		NR		
<b>Air Force</b>	0	±1	NR	NR	NR	NR	NR		NR		
<b>Enlisted</b>	1	±1	14	8	22	NR	24	±23	3.4	±0.6	
<b>E1 – E4</b>	2	±1	16	9	15	NR	NR	±24	3.5	±0.6	
<b>E5 – E9</b>	0	±1	NR	NR	NR	NR	NR		NR		
<b>Officers</b>	0	±1	NR	NR	NR	NR	NR		NR		
<b>O1 – O3</b>	0	±1	NR	NR	NR	NR	NR		NR		
<b>O4 – O6</b>	NA		NA	NA	NA	NA	NA				

Note. Percent responding are Service members who answered the question, who experienced unwanted sexual contact (Q56), and who made an unrestricted report or were not sure whether their report was restricted or unrestricted (Q69).

NR: Not reportable

NA: Not applicable



72e. Continued	Percent Responding		Percentages					Max ME	Average Satisfaction		
			1	2	3	4	5				
<b>FEMALES (CONTINUED)</b>											
Experienced USC	10	±6	14	7	22	NR	23	±22	3.5	±0.6	
Not Experienced USC	NA		NA	NA	NA	NA	NA				
Experienced SH	1	±1	20	11	32	9	29	±23	3.2	±0.7	
Not Experienced SH	0	±1	NR	NR	NR	NR	NR		NR		
Deployed Past 12 Months	1	±1	NR	NR	NR	NR	NR		NR		
Not Deployed Past 12 Months	1	±1	NR	9	12	NR	NR	±22	3.5	±0.7	
Army Enlisted	1	±1	NR	NR	NR	NR	NR		NR		
E1 – E4	1	±1	NR	NR	NR	NR	NR		NR		
Army Officers	NA		NA	NA	NA	NA	NA				
Navy Enlisted	1	±2	NR	NR	NR	NR	NR		NR		
E1 – E4	3	±4	NR	NR	NR	NR	NR		NR		
Navy Officers	0	±1	NR	NR	NR	NR	NR		NR		
Marine Corps Enlisted	1	±2	NR	NR	NR	NR	NR		NR		
E1 – E4	2	±3	NR	NR	NR	NR	NR		NR		
Marine Corps Officers	0	±1	NR	NR	NR	NR	NR		NR		
Air Force Enlisted	0	±1	NR	NR	NR	NR	NR		NR		
E1 – E4	1	±1	NR	NR	NR	NR	NR		NR		
Air Force Officers	NA		NA	NA	NA	NA	NA				
<b>MALES</b>											
Total	0	±1	NR	2	NR	4	NR	±14	NR		
Army	0	±1	NR	NR	NR	NR	NR		NR		
Navy	1	±1	NR	NR	NR	NR	NR		NR		
Marine Corps	0	±1	NR	NR	NR	NR	NR		NR		
Air Force	0	±1	NR	NR	NR	NR	NR		NR		
Enlisted	0	±1	NR	2	NR	4	NR	±14	NR		
E1 – E4	0	±1	NR	NR	NR	NR	NR		NR		
E5 – E9	0	±1	NR	NR	NR	NR	NR		NR		
Officers	0	±0	NR	NR	NR	NR	NR		NR		
O1 – O3	0	±1	NR	NR	NR	NR	NR		NR		
O4 – O6	NA		NA	NA	NA	NA	NA				
Experienced USC	13	±9	NR	2	NR	4	NR	±14	NR		
Not Experienced USC	NA		NA	NA	NA	NA	NA				
Experienced SH	3	±2	NR	3	NR	7	NR	±20	NR		
Not Experienced SH	0	±1	NR	NR	NR	NR	NR		NR		
Deployed Past 12 Months	0	±0	NR	NR	NR	NR	NR		NR		
Not Deployed Past 12 Months	0	±1	NR	2	NR	2	NR	±13	NR		
Army Enlisted	0	±1	NR	NR	NR	NR	NR		NR		
E1 – E4	NA		NA	NA	NA	NA	NA				
Army Officers	0	±1	NR	NR	NR	NR	NR		NR		
Navy Enlisted	1	±1	NR	NR	NR	NR	NR		NR		
E1 – E4	1	±2	NR	NR	NR	NR	NR		NR		
Navy Officers	0	±1	NR	NR	NR	NR	NR		NR		
Marine Corps Enlisted	0	±1	NR	NR	NR	NR	NR		NR		
E1 – E4	0	±1	NR	NR	NR	NR	NR		NR		
Marine Corps Officers	NA		NA	NA	NA	NA	NA				
Air Force Enlisted	0	±1	NR	NR	NR	NR	NR		NR		
E1 – E4	0	±1	NR	NR	NR	NR	NR		NR		
Air Force Officers	NA		NA	NA	NA	NA	NA				

NR: Not reportable

NA: Not applicable

**72. How satisfied have you been with...****f. Your treatment by the Commander handling your report?**1. Very dissatisfied  
4. Satisfied2. Dissatisfied  
5. Very satisfied

3. Neither satisfied nor dissatisfied

	Percent Responding		Percentages					Max ME	Average Satisfaction		
			1	2	3	4	5				
<b>TOTAL</b>	0	±1	26	6	NR	13	NR	±20	3.0	±0.6	
<b>Army</b>	0	±1	NR	10	NR	7	5	±19	2.2	±0.6	
<b>Navy</b>	1	±1	NR	2	NR	NR	NR	±13	NR		
<b>Marine Corps</b>	0	±1	NR	NR	NR	NR	NR		NR		
<b>Air Force</b>	0	±1	NR	NR	NR	NR	NR		NR		
<b>PAYGRADE</b>											
<b>Enlisted</b>	0	±1	26	6	NR	13	NR	±21	3.0	±0.6	
<b>E1 – E4</b>	1	±1	25	6	NR	NR	NR	±23	3.0	±0.8	
E1 – E3	1	±1	13	6	NR	NR	NR	±22	NR		
E4	1	±1	NR	6	NR	4	NR	±21	NR		
<b>E5 – E9</b>	0	±1	NR	6	NR	6	NR	±20	NR		
E5 – E6	0	±1	NR	2	NR	2	NR	±13	NR		
E7 – E9	0	±1	NR	NR	NR	NR	NR		NR		
<b>Officers</b>	0	±0	NR	NR	NR	NR	NR		NR		
<b>W1 – W5</b>	NA		NA	NA	NA	NA	NA				
<b>O1 – O3</b>	0	±1	NR	NR	NR	NR	NR		NR		
<b>O4 – O6</b>	0	±0	NR	NR	NR	NR	NR		NR		
<b>DEPLOYMENT</b>											
<b>Deployed Past 12 Months</b>	0	±1	NR	NR	NR	NR	NR		NR		
<b>Not Deployed Past 12 Months</b>	1	±1	23	6	NR	14	NR	±23	3.1	±0.7	
<b>RACE/ETHNICITY</b>											
<b>Non-Hispanic White</b>	0	±1	NR	7	NR	7	NR	±12	NR		
<b>Total Minority</b>	1	±1	NR	5	NR	NR	NR	±15	3.0	±0.6	
Non-Hispanic Black	0	±1	NR	6	NR	NR	NR	±19	3.0	±0.4	
Hispanic	1	±1	NR	NR	NR	NR	NR		NR		
<b>EXPERIENCED BEHAVIORS</b>											
<b>Experienced USC</b>	15	±6	26	6	NR	13	NR	±20	3.0	±0.6	
<b>Not Experienced USC</b>	NA		NA	NA	NA	NA	NA				
<b>Experienced SH</b>	3	±2	33	8	31	6	NR	±23	2.8	±0.8	
<b>Not Experienced SH</b>	0	±1	NR	NR	NR	NR	NR		NR		
<b>FEMALES</b>											
<b>Total</b>	1	±1	33	13	17	NR	10	±20	2.7	±0.6	
<b>Army</b>	1	±1	43	18	23	7	8	±25	2.2	±0.6	
<b>Navy</b>	1	±2	NR	NR	NR	NR	NR		NR		
<b>Marine Corps</b>	1	±2	NR	NR	NR	NR	NR		NR		
<b>Air Force</b>	0	±1	NR	NR	NR	NR	NR		NR		
<b>Enlisted</b>	1	±1	34	13	17	NR	10	±20	2.6	±0.7	
<b>E1 – E4</b>	2	±1	33	15	14	NR	7	±24	NR		
<b>E5 – E9</b>	0	±1	NR	NR	NR	NR	NR		NR		
<b>Officers</b>	0	±1	NR	NR	NR	NR	NR		NR		
<b>O1 – O3</b>	0	±1	NR	NR	NR	NR	NR		NR		
<b>O4 – O6</b>	0	±1	NR	NR	NR	NR	NR		NR		

Note. Percent responding are Service members who answered the question, who experienced unwanted sexual contact (Q56), and who made an unrestricted report or were not sure whether their report was restricted or unrestricted (Q69).

NR: Not reportable

NA: Not applicable

72f. Continued	Percent Responding		Percentages					Max ME	Average Satisfaction		
			1	2	3	4	5				
<b>FEMALES (CONTINUED)</b>											
Experienced USC	14	±6	33	13	17	NR	10	±20	2.7	±0.6	
Not Experienced USC	NA		NA	NA	NA	NA	NA				
Experienced SH	2	±1	40	17	22	11	10	±18	2.3	±0.5	
Not Experienced SH	0	±1	NR	NR	NR	NR	NR		NR		
Deployed Past 12 Months	1	±1	NR	NR	NR	NR	NR		NR		
Not Deployed Past 12 Months	1	±1	34	14	10	NR	10	±23	2.7	±0.8	
Army Enlisted	2	±1	43	18	23	7	8	±25	2.2	±0.6	
E1 – E4	2	±2	NR	NR	15	NR	NR	±24	2.0	±0.6	
Army Officers	NA		NA	NA	NA	NA	NA				
Navy Enlisted	1	±2	NR	NR	NR	NR	NR		NR		
E1 – E4	3	±4	NR	NR	NR	NR	NR		NR		
Navy Officers	0	±1	NR	NR	NR	NR	NR		NR		
Marine Corps Enlisted	1	±2	NR	NR	NR	NR	NR		NR		
E1 – E4	2	±3	NR	NR	NR	NR	NR		NR		
Marine Corps Officers	0	±1	NR	NR	NR	NR	NR		NR		
Air Force Enlisted	0	±1	NR	NR	NR	NR	NR		NR		
E1 – E4	1	±1	NR	NR	NR	NR	NR		NR		
Air Force Officers	0	±1	NR	NR	NR	NR	NR		NR		
<b>MALES</b>											
Total	0	±1	NR	2	NR	5	NR	±15	NR		
Army	0	±1	NR	NR	NR	NR	NR		NR		
Navy	1	±1	NR	NR	NR	NR	NR		NR		
Marine Corps	0	±1	NR	NR	NR	NR	NR		NR		
Air Force	0	±1	NR	NR	NR	NR	NR		NR		
Enlisted	0	±1	NR	2	NR	5	NR	±15	NR		
E1 – E4	1	±1	NR	NR	NR	NR	NR		NR		
E5 – E9	0	±1	NR	NR	NR	NR	NR		NR		
Officers	0	±0	NR	NR	NR	NR	NR		NR		
O1 – O3	0	±1	NR	NR	NR	NR	NR		NR		
O4 – O6	NA		NA	NA	NA	NA	NA				
Experienced USC	15	±9	NR	2	NR	5	NR	±15	NR		
Not Experienced USC	NA		NA	NA	NA	NA	NA				
Experienced SH	3	±3	NR	2	NR	2	NR	±15	NR		
Not Experienced SH	0	±1	NR	NR	NR	NR	NR		NR		
Deployed Past 12 Months	0	±1	NR	NR	NR	NR	NR		NR		
Not Deployed Past 12 Months	0	±1	NR	2	NR	5	NR	±16	NR		
Army Enlisted	0	±1	NR	NR	NR	NR	NR		NR		
E1 – E4	0	±1	NR	NR	NR	NR	NR		NR		
Army Officers	0	±1	NR	NR	NR	NR	NR		NR		
Navy Enlisted	1	±1	NR	NR	NR	NR	NR		NR		
E1 – E4	1	±2	NR	NR	NR	NR	NR		NR		
Navy Officers	0	±1	NR	NR	NR	NR	NR		NR		
Marine Corps Enlisted	0	±1	NR	NR	NR	NR	NR		NR		
E1 – E4	0	±1	NR	NR	NR	NR	NR		NR		
Marine Corps Officers	NA		NA	NA	NA	NA	NA				
Air Force Enlisted	0	±1	NR	NR	NR	NR	NR		NR		
E1 – E4	0	±1	NR	NR	NR	NR	NR		NR		
Air Force Officers	NA		NA	NA	NA	NA	NA				

NR: Not reportable

NA: Not applicable

**72. How satisfied have you been with...****g. Your treatment by the criminal investigator handling your report?**1. Very dissatisfied  
4. Satisfied2. Dissatisfied  
5. Very satisfied




3. Neither satisfied nor dissatisfied

	Percent Responding		Percentages					Max ME	Average Satisfaction		
			1	2	3	4	5				
<b>TOTAL</b>	0	±1	16	4	NR	12	NR	±18	3.2	±0.6	
<b>Army</b>	0	±1	NR	NR	NR	NR	8	±22	3.0	±0.5	
<b>Navy</b>	1	±1	NR	2	NR	6	NR	±16	NR		
<b>Marine Corps</b>	0	±1	1	NR	NR	NR	NR	±4	NR		
<b>Air Force</b>	0	±1	NR	NR	NR	NR	NR		NR		
<b>PAYGRADE</b>											
<b>Enlisted</b>	0	±1	16	4	NR	11	NR	±19	3.3	±0.6	
<b>E1 – E4</b>	1	±1	11	4	NR	12	NR	±21	NR		
E1 – E3	1	±1	8	5	NR	NR	NR	±21	NR		
E4	1	±1	NR	3	NR	NR	NR	±17	NR		
<b>E5 – E9</b>	0	±1	NR	NR	NR	10	NR	±22	NR		
E5 – E6	0	±1	NR	NR	NR	NR	NR		NR		
E7 – E9	0	±1	NR	NR	NR	NR	NR		NR		
<b>Officers</b>	0	±0	NR	NR	NR	NR	NR		NR		
<b>W1 – W5</b>	NA		NA	NA	NA	NA	NA				
<b>O1 – O3</b>	0	±1	NR	NR	NR	NR	NR		NR		
<b>O4 – O6</b>	NA		NA	NA	NA	NA	NA				
<b>DEPLOYMENT</b>											
<b>Deployed Past 12 Months</b>	0	±1	NR	NR	NR	NR	NR		NR		
<b>Not Deployed Past 12 Months</b>	0	±1	13	3	NR	13	NR	±18	3.4	±0.7	
<b>RACE/ETHNICITY</b>											
<b>Non-Hispanic White</b>	0	±1	NR	5	NR	10	NR	±15	NR		
<b>Total Minority</b>	0	±1	8	3	NR	14	NR	±24	3.2	±0.5	
Non-Hispanic Black	0	±1	7	NR	NR	NR	NR	±22	3.1	±0.4	
Hispanic	0	±1	NR	NR	NR	NR	NR		NR		
<b>EXPERIENCED BEHAVIORS</b>											
<b>Experienced USC</b>	12	±6	16	4	NR	12	NR	±18	3.2	±0.6	
<b>Not Experienced USC</b>	NA		NA	NA	NA	NA	NA				
<b>Experienced SH</b>	2	±2	18	5	NR	12	NR	±22	NR		
<b>Not Experienced SH</b>	0	±1	NR	NR	NR	NR	NR		NR		
<b>FEMALES</b>											
<b>Total</b>	1	±1	18	9	30	30	13	±21	3.1	±0.5	
<b>Army</b>	1	±1	NR	NR	NR	NR	NR		NR		
<b>Navy</b>	0	±1	NR	NR	NR	NR	NR		NR		
<b>Marine Corps</b>	1	±2	2	NR	NR	NR	NR	±10	NR		
<b>Air Force</b>	0	±1	NR	NR	NR	NR	NR		NR		
<b>Enlisted</b>	1	±1	18	10	31	28	13	±21	3.1	±0.5	
<b>E1 – E4</b>	1	±1	17	13	23	NR	17	±24	3.2	±0.6	
<b>E5 – E9</b>	0	±1	NR	NR	NR	NR	NR		NR		
<b>Officers</b>	0	±1	NR	NR	NR	NR	NR		NR		
<b>O1 – O3</b>	0	±1	NR	NR	NR	NR	NR		NR		
<b>O4 – O6</b>	NA		NA	NA	NA	NA	NA				

Note. Percent responding are Service members who answered the question, who experienced unwanted sexual contact (Q56), and who made an unrestricted report or were not sure whether their report was restricted or unrestricted (Q69).

NR: Not reportable

NA: Not applicable

72g. Continued	Percent Responding		Percentages					Max ME	Average Satisfaction		
			1	2	3	4	5				
<b>FEMALES (CONTINUED)</b>											
Experienced USC	8	±3	18	9	30	30	13	±21	3.1	±0.5	
Not Experienced USC	NA		NA	NA	NA	NA	NA				
Experienced SH	2	±1	20	10	29	27	14	±22	3.1	±0.5	
Not Experienced SH	0	±1	NR	NR	NR	NR	NR		NR		
Deployed Past 12 Months	1	±1	NR	NR	NR	NR	NR		NR		
Not Deployed Past 12 Months	1	±1	22	8	23	NR	12	±24	3.1	±0.6	
Army Enlisted	1	±1	NR	NR	NR	NR	NR		NR		
E1 – E4	2	±1	NR	NR	NR	NR	NR		NR		
Army Officers	NA		NA	NA	NA	NA	NA				
Navy Enlisted	1	±1	NR	NR	NR	NR	NR		NR		
E1 – E4	1	±1	NR	NR	NR	NR	NR		NR		
Navy Officers	0	±1	NR	NR	NR	NR	NR		NR		
Marine Corps Enlisted	1	±2	NR	NR	NR	NR	NR		NR		
E1 – E4	2	±3	NR	NR	NR	NR	NR		NR		
Marine Corps Officers	0	±1	NR	NR	NR	NR	NR		NR		
Air Force Enlisted	0	±1	NR	NR	NR	NR	NR		NR		
E1 – E4	1	±1	NR	NR	NR	NR	NR		NR		
Air Force Officers	NA		NA	NA	NA	NA	NA				
<b>MALES</b>											
Total	0	±1	NR	2	NR	6	NR	±15	NR		
Army	0	±1	NR	NR	NR	NR	NR		NR		
Navy	1	±1	NR	NR	NR	1	NR	±10	NR		
Marine Corps	0	±1	NR	NR	NR	NR	NR		NR		
Air Force	0	±1	NR	NR	NR	NR	NR		NR		
Enlisted	0	±1	NR	2	NR	5	NR	±16	NR		
E1 – E4	0	±1	NR	NR	NR	NR	NR		NR		
E5 – E9	0	±1	NR	NR	NR	NR	NR		NR		
Officers	0	±0	NR	NR	NR	NR	NR		NR		
O1 – O3	0	±1	NR	NR	NR	NR	NR		NR		
O4 – O6	NA		NA	NA	NA	NA	NA				
Experienced USC	14	±9	NR	2	NR	6	NR	±15	NR		
Not Experienced USC	NA		NA	NA	NA	NA	NA				
Experienced SH	3	±3	NR	3	NR	4	NR	±16	NR		
Not Experienced SH	0	±1	NR	NR	NR	NR	NR		NR		
Deployed Past 12 Months	0	±1	NR	NR	NR	NR	NR		NR		
Not Deployed Past 12 Months	0	±1	NR	2	NR	6	NR	±17	NR		
Army Enlisted	0	±1	NR	NR	NR	NR	NR		NR		
E1 – E4	NA		NA	NA	NA	NA	NA				
Army Officers	0	±1	NR	NR	NR	NR	NR		NR		
Navy Enlisted	1	±1	NR	NR	NR	NR	NR		NR		
E1 – E4	1	±2	NR	NR	NR	NR	NR		NR		
Navy Officers	0	±1	NR	NR	NR	NR	NR		NR		
Marine Corps Enlisted	0	±1	NR	NR	NR	NR	NR		NR		
E1 – E4	0	±1	NR	NR	NR	NR	NR		NR		
Marine Corps Officers	NA		NA	NA	NA	NA	NA				
Air Force Enlisted	0	±1	NR	NR	NR	NR	NR		NR		
E1 – E4	0	±1	NR	NR	NR	NR	NR		NR		
Air Force Officers	NA		NA	NA	NA	NA	NA				

NR: Not reportable

NA: Not applicable




**72. How satisfied have you been with...**

**h. Your treatment by the Trial Defense Office personnel?**

1. Very dissatisfied  
4. Satisfied

2. Dissatisfied  
5. Very satisfied



3. Neither satisfied nor dissatisfied

	Percent Responding		Percentages					Max ME	Average Satisfaction		
			1	2	3	4	5				
<b>TOTAL</b>	0	±1	8	7	NR	4	NR	±18	NR		
<b>Army</b>	0	±1	NR	NR	NR	NR	NR		3.1	±0.4	
<b>Navy</b>	0	±1	NR	NR	NR	NR	NR		NR		
<b>Marine Corps</b>	0	±1	NR	NR	NR	NR	NR		NR		
<b>Air Force</b>	0	±1	NR	NR	NR	NR	NR		NR		
<b>PAYGRADE</b>											
<b>Enlisted</b>	0	±1	8	7	NR	4	NR	±18	NR		
<b>E1 – E4</b>	0	±1	NR	3	NR	NR	NR	±11	NR		
E1 – E3	1	±1	NR	NR	NR	NR	NR		NR		
E4	0	±1	NR	NR	NR	NR	NR		NR		
<b>E5 – E9</b>	0	±1	NR	NR	NR	NR	NR		NR		
E5 – E6	0	±1	NR	NR	NR	NR	NR		NR		
E7 – E9	0	±1	NR	NR	NR	NR	NR		NR		
<b>Officers</b>	0	±0	NR	NR	NR	NR	NR		NR		
<b>W1 – W5</b>	NA		NA	NA	NA	NA	NA				
<b>O1 – O3</b>	0	±1	NR	NR	NR	NR	NR		NR		
<b>O4 – O6</b>	NA		NA	NA	NA	NA	NA				
<b>DEPLOYMENT</b>											
<b>Deployed Past 12 Months</b>	0	±0	NR	NR	NR	NR	NR		NR		
<b>Not Deployed Past 12 Months</b>	0	±1	8	8	NR	5	NR	±19	NR		
<b>RACE/ETHNICITY</b>											
<b>Non-Hispanic White</b>	0	±1	NR	7	NR	NR	NR	±17	NR		
<b>Total Minority</b>	0	±1	NR	NR	NR	NR	NR		NR		
Non-Hispanic Black	0	±1	NR	NR	NR	NR	NR		NR		
Hispanic	0	±1	NR	NR	NR	NR	NR		NR		
<b>EXPERIENCED BEHAVIORS</b>											
<b>Experienced USC</b>	10	±6	8	7	NR	4	NR	±18	NR		
<b>Not Experienced USC</b>	NA		NA	NA	NA	NA	NA				
<b>Experienced SH</b>	2	±2	11	6	NR	2	NR	±23	NR		
<b>Not Experienced SH</b>	0	±1	NR	NR	NR	NR	NR		NR		
<b>FEMALES</b>											
<b>Total</b>	0	±1	16	NR	NR	NR	10	±25	2.8	±0.5	
<b>Army</b>	1	±1	NR	NR	NR	NR	NR		NR		
<b>Navy</b>	0	±1	NR	NR	NR	NR	NR		NR		
<b>Marine Corps</b>	0	±1	NR	NR	NR	NR	NR		NR		
<b>Air Force</b>	0	±1	NR	NR	NR	NR	NR		NR		
<b>Enlisted</b>	0	±1	16	NR	NR	NR	10	±25	2.8	±0.5	
<b>E1 – E4</b>	1	±1	NR	NR	NR	NR	NR		NR		
<b>E5 – E9</b>	0	±1	NR	NR	NR	NR	NR		NR		
<b>Officers</b>	0	±0	NR	NR	NR	NR	NR		NR		
<b>O1 – O3</b>	0	±0	NR	NR	NR	NR	NR		NR		
<b>O4 – O6</b>	NA		NA	NA	NA	NA	NA				

Note. Percent responding are Service members who answered the question, who experienced unwanted sexual contact (Q56), and who made an unrestricted report or were not sure whether their report was restricted or unrestricted (Q69).

NR: Not reportable

NA: Not applicable

72h. Continued	Percent Responding		Percentages					Max ME	Average Satisfaction		
			1	2	3	4	5				
<b>FEMALES (CONTINUED)</b>											
Experienced USC	5	±3	16	NR	NR	NR	10	±25	2.8	±0.5	
Not Experienced USC	NA		NA	NA	NA	NA	NA				
Experienced SH	1	±1	NR	NR	NR	NR	NR		2.7	±0.6	
Not Experienced SH	0	±1	NR	NR	NR	NR	NR		NR		
Deployed Past 12 Months	0	±1	NR	NR	NR	NR	NR		NR		
Not Deployed Past 12 Months	0	±1	NR	NR	NR	NR	NR		NR		
Army Enlisted	1	±1	NR	NR	NR	NR	NR		NR		
E1 – E4	1	±1	NR	NR	NR	NR	NR		NR		
Army Officers	NA		NA	NA	NA	NA	NA				
Navy Enlisted	0	±1	NR	NR	NR	NR	NR		NR		
E1 – E4	1	±1	NR	NR	NR	NR	NR		NR		
Navy Officers	NA		NA	NA	NA	NA	NA				
Marine Corps Enlisted	0	±1	NR	NR	NR	NR	NR		NR		
E1 – E4	0	±1	NR	NR	NR	NR	NR		NR		
Marine Corps Officers	0	±1	NR	NR	NR	NR	NR		NR		
Air Force Enlisted	0	±1	NR	NR	NR	NR	NR		NR		
E1 – E4	1	±1	NR	NR	NR	NR	NR		NR		
Air Force Officers	NA		NA	NA	NA	NA	NA				
<b>MALES</b>											
Total	0	±1	NR	6	NR	5	NR	±17	NR		
Army	0	±1	NR	NR	NR	NR	NR		NR		
Navy	1	±1	NR	NR	NR	NR	NR		NR		
Marine Corps	0	±1	NR	NR	NR	NR	NR		NR		
Air Force	0	±1	NR	NR	NR	NR	NR		NR		
Enlisted	0	±1	NR	5	NR	5	NR	±17	NR		
E1 – E4	0	±1	NR	NR	NR	NR	NR		NR		
E5 – E9	0	±1	NR	NR	NR	NR	NR		NR		
Officers	0	±0	NR	NR	NR	NR	NR		NR		
O1 – O3	0	±1	NR	NR	NR	NR	NR		NR		
O4 – O6	NA		NA	NA	NA	NA	NA				
Experienced USC	13	±9	NR	6	NR	5	NR	±17	NR		
Not Experienced USC	NA		NA	NA	NA	NA	NA				
Experienced SH	3	±2	NR	4	NR	3	NR	±18	NR		
Not Experienced SH	0	±1	NR	NR	NR	NR	NR		NR		
Deployed Past 12 Months	0	±0	NR	NR	NR	NR	NR		NR		
Not Deployed Past 12 Months	0	±1	NR	6	NR	5	NR	±17	NR		
Army Enlisted	0	±1	NR	NR	NR	NR	NR		NR		
E1 – E4	NA		NA	NA	NA	NA	NA				
Army Officers	0	±1	NR	NR	NR	NR	NR		NR		
Navy Enlisted	1	±1	NR	NR	NR	NR	NR		NR		
E1 – E4	1	±2	NR	NR	NR	NR	NR		NR		
Navy Officers	0	±1	NR	NR	NR	NR	NR		NR		
Marine Corps Enlisted	0	±1	NR	NR	NR	NR	NR		NR		
E1 – E4	0	±1	NR	NR	NR	NR	NR		NR		
Marine Corps Officers	NA		NA	NA	NA	NA	NA				
Air Force Enlisted	0	±1	NR	NR	NR	NR	NR		NR		
E1 – E4	0	±1	NR	NR	NR	NR	NR		NR		
Air Force Officers	NA		NA	NA	NA	NA	NA				

NR: Not reportable

NA: Not applicable

**72. How satisfied have you been with...****i. Your treatment by the Legal Office personnel (prosecution)?**1. Very dissatisfied  
4. Satisfied2. Dissatisfied  
5. Very satisfied

3. Neither satisfied nor dissatisfied



	Percent Responding		Percentages					Max ME	Average Satisfaction		
			1	2	3	4	5				
<b>TOTAL</b>	0	±1	14	3	NR	6	NR	±20	3.3	±0.7	
<b>Army</b>	0	±1	NR	NR	NR	NR	NR		2.8	±0.5	
<b>Navy</b>	1	±1	NR	2	NR	1	NR	±15	NR		
<b>Marine Corps</b>	0	±1	NR	NR	NR	NR	NR		NR		
<b>Air Force</b>	0	±1	NR	NR	NR	NR	NR		NR		
<b>PAYGRADE</b>											
<b>Enlisted</b>	0	±1	13	3	NR	5	NR	±21	3.3	±0.7	
<b>E1 – E4</b>	0	±1	NR	2	NR	5	NR	±18	NR		
E1 – E3	1	±1	NR	NR	NR	NR	NR		NR		
E4	0	±1	NR	NR	NR	3	NR	±14	NR		
<b>E5 – E9</b>	0	±1	NR	NR	NR	NR	NR		NR		
E5 – E6	0	±1	NR	NR	NR	NR	NR		NR		
E7 – E9	0	±1	NR	NR	NR	NR	NR		NR		
<b>Officers</b>	0	±0	NR	NR	NR	NR	NR		NR		
<b>W1 – W5</b>	NA		NA	NA	NA	NA	NA				
<b>O1 – O3</b>	0	±1	NR	NR	NR	NR	NR		NR		
<b>O4 – O6</b>	NA		NA	NA	NA	NA	NA				
<b>DEPLOYMENT</b>											
<b>Deployed Past 12 Months</b>	0	±1	NR	NR	NR	NR	NR		NR		
<b>Not Deployed Past 12 Months</b>	0	±1	10	3	NR	5	NR	±19	NR		
<b>RACE/ETHNICITY</b>											
<b>Non-Hispanic White</b>	0	±1	NR	5	NR	6	NR	±16	NR		
<b>Total Minority</b>	0	±1	2	NR	NR	NR	NR	±12	NR		
Non-Hispanic Black	0	±1	NR	NR	NR	NR	NR		3.0	±0.3	
Hispanic	0	±1	NR	NR	NR	NR	NR		NR		
<b>EXPERIENCED BEHAVIORS</b>											
<b>Experienced USC</b>	11	±6	14	3	NR	6	NR	±20	3.3	±0.7	
<b>Not Experienced USC</b>	NA		NA	NA	NA	NA	NA				
<b>Experienced SH</b>	2	±2	19	4	NR	5	NR	±25	NR		
<b>Not Experienced SH</b>	0	±1	NR	NR	NR	NR	NR		NR		
<b>FEMALES</b>											
<b>Total</b>	0	±1	22	NR	NR	10	8	±25	2.8	±0.5	
<b>Army</b>	0	±1	NR	NR	NR	NR	NR		NR		
<b>Navy</b>	0	±1	NR	NR	NR	NR	NR		NR		
<b>Marine Corps</b>	0	±1	NR	NR	NR	NR	NR		NR		
<b>Air Force</b>	0	±1	NR	NR	NR	NR	NR		NR		
<b>Enlisted</b>	0	±1	NR	NR	NR	6	9	±21	2.7	±0.6	
<b>E1 – E4</b>	1	±1	NR	NR	NR	NR	NR		NR		
<b>E5 – E9</b>	0	±1	NR	NR	NR	NR	NR		NR		
<b>Officers</b>	0	±1	NR	NR	NR	NR	NR		NR		
<b>O1 – O3</b>	0	±1	NR	NR	NR	NR	NR		NR		
<b>O4 – O6</b>	NA		NA	NA	NA	NA	NA				

Note. Percent responding are Service members who answered the question, who experienced unwanted sexual contact (Q56), and who made an unrestricted report or were not sure whether their report was restricted or unrestricted (Q69).

NR: Not reportable

NA: Not applicable



72i. Continued	Percent Responding		Percentages					Max ME	Average Satisfaction		
			1	2	3	4	5				
<b>FEMALES (CONTINUED)</b>											
Experienced USC	5	±3	22	NR	NR	10	8	±25	2.8	±0.5	
Not Experienced USC	NA		NA	NA	NA	NA	NA				
Experienced SH	1	±1	NR	NR	NR	10	9	±21	2.7	±0.6	
Not Experienced SH	0	±1	NR	NR	NR	NR	NR		NR		
Deployed Past 12 Months	0	±1	NR	NR	NR	NR	NR		NR		
Not Deployed Past 12 Months	0	±1	NR	NR	NR	3	NR	±14	NR		
Army Enlisted	1	±1	NR	NR	NR	NR	NR		NR		
E1 – E4	1	±1	NR	NR	NR	NR	NR		NR		
Army Officers	NA		NA	NA	NA	NA	NA				
Navy Enlisted	0	±1	NR	NR	NR	NR	NR		NR		
E1 – E4	1	±1	NR	NR	NR	NR	NR		NR		
Navy Officers	0	±1	NR	NR	NR	NR	NR		NR		
Marine Corps Enlisted	0	±1	NR	NR	NR	NR	NR		NR		
E1 – E4	0	±1	NR	NR	NR	NR	NR		NR		
Marine Corps Officers	NA		NA	NA	NA	NA	NA				
Air Force Enlisted	0	±1	NR	NR	NR	NR	NR		NR		
E1 – E4	1	±1	NR	NR	NR	NR	NR		NR		
Air Force Officers	NA		NA	NA	NA	NA	NA				
<b>MALES</b>											
Total	0	±1	NR	2	NR	5	NR	±16	NR		
Army	0	±1	NR	NR	NR	NR	NR		NR		
Navy	1	±1	NR	NR	NR	NR	NR		NR		
Marine Corps	0	±1	NR	NR	NR	NR	NR		NR		
Air Force	0	±1	NR	NR	NR	NR	NR		NR		
Enlisted	0	±1	NR	2	NR	5	NR	±16	NR		
E1 – E4	0	±1	NR	NR	NR	NR	NR		NR		
E5 – E9	0	±1	NR	NR	NR	NR	NR		NR		
Officers	0	±0	NR	NR	NR	NR	NR		NR		
O1 – O3	0	±1	NR	NR	NR	NR	NR		NR		
O4 – O6	NA		NA	NA	NA	NA	NA				
Experienced USC	14	±9	NR	2	NR	5	NR	±16	NR		
Not Experienced USC	NA		NA	NA	NA	NA	NA				
Experienced SH	3	±3	NR	3	NR	3	NR	±17	NR		
Not Experienced SH	0	±1	NR	NR	NR	NR	NR		NR		
Deployed Past 12 Months	0	±1	NR	NR	NR	NR	NR		NR		
Not Deployed Past 12 Months	0	±1	NR	2	NR	5	NR	±17	NR		
Army Enlisted	0	±1	NR	NR	NR	NR	NR		NR		
E1 – E4	NA		NA	NA	NA	NA	NA				
Army Officers	0	±1	NR	NR	NR	NR	NR		NR		
Navy Enlisted	1	±1	NR	NR	NR	NR	NR		NR		
E1 – E4	1	±2	NR	NR	NR	NR	NR		NR		
Navy Officers	0	±1	NR	NR	NR	NR	NR		NR		
Marine Corps Enlisted	0	±1	NR	NR	NR	NR	NR		NR		
E1 – E4	0	±1	NR	NR	NR	NR	NR		NR		
Marine Corps Officers	NA		NA	NA	NA	NA	NA				
Air Force Enlisted	0	±1	NR	NR	NR	NR	NR		NR		
E1 – E4	0	±1	NR	NR	NR	NR	NR		NR		
Air Force Officers	NA		NA	NA	NA	NA	NA				

NR: Not reportable

NA: Not applicable

**72. How satisfied have you been with...****j. The amount of time investigation process took/is taking?**1. Very dissatisfied  
4. Satisfied2. Dissatisfied  
5. Very satisfied

3. Neither satisfied nor dissatisfied

	Percent Responding		Percentages					Max ME	Average Satisfaction		
			1	2	3	4	5				
<b>TOTAL</b>	0	±1	27	6	NR	10	NR	±19	2.9	±0.6	
<b>Army</b>	0	±1	NR	10	NR	9	2	±19	2.2	±0.6	
<b>Navy</b>	1	±1	NR	2	NR	11	NR	±23	NR		
<b>Marine Corps</b>	0	±1	NR	NR	NR	NR	NR		NR		
<b>Air Force</b>	0	±1	NR	NR	NR	NR	NR		NR		
<b>PAYGRADE</b>											
<b>Enlisted</b>	0	±1	27	6	NR	9	NR	±19	2.9	±0.6	
<b>E1 – E4</b>	1	±1	29	6	NR	6	NR	±24	NR		
E1 – E3	1	±1	NR	5	NR	NR	NR	±17	NR		
E4	1	±1	NR	6	NR	2	NR	±21	NR		
<b>E5 – E9</b>	0	±1	NR	8	NR	17	NR	±24	NR		
E5 – E6	0	±1	NR	5	NR	NR	NR	±15	NR		
E7 – E9	0	±1	NR	NR	NR	NR	NR		NR		
<b>Officers</b>	0	±0	NR	NR	NR	NR	NR		NR		
<b>W1 – W5</b>	NA		NA	NA	NA	NA	NA				
<b>O1 – O3</b>	0	±1	NR	NR	NR	NR	NR		NR		
<b>O4 – O6</b>	NA		NA	NA	NA	NA	NA				
<b>DEPLOYMENT</b>											
<b>Deployed Past 12 Months</b>	0	±1	NR	NR	NR	NR	7	±21	NR		
<b>Not Deployed Past 12 Months</b>	0	±1	23	7	NR	11	NR	±20	3.0	±0.7	
<b>RACE/ETHNICITY</b>											
<b>Non-Hispanic White</b>	0	±1	NR	8	NR	10	NR	±13	NR		
<b>Total Minority</b>	0	±1	NR	4	NR	10	NR	±19	2.8	±0.6	
Non-Hispanic Black	0	±1	7	2	NR	NR	NR	±21	3.0	±0.3	
Hispanic	1	±1	NR	NR	NR	NR	NR		NR		
<b>EXPERIENCED BEHAVIORS</b>											
<b>Experienced USC</b>	14	±6	27	6	NR	10	NR	±19	2.9	±0.6	
<b>Not Experienced USC</b>	NA		NA	NA	NA	NA	NA				
<b>Experienced SH</b>	3	±2	34	8	30	8	NR	±23	2.7	±0.8	
<b>Not Experienced SH</b>	0	±1	NR	NR	NR	NR	NR		NR		
<b>FEMALES</b>											
<b>Total</b>	1	±1	42	15	24	14	5	±17	2.3	±0.4	
<b>Army</b>	1	±1	40	18	27	11	NR	±25	2.2	±0.5	
<b>Navy</b>	1	±1	NR	NR	NR	NR	NR		NR		
<b>Marine Corps</b>	1	±2	NR	NR	NR	NR	NR		NR		
<b>Air Force</b>	0	±1	NR	NR	NR	NR	NR		NR		
<b>Enlisted</b>	1	±1	42	16	24	13	5	±17	2.2	±0.4	
<b>E1 – E4</b>	2	±1	47	16	20	9	7	±23	2.1	±0.5	
<b>E5 – E9</b>	1	±1	NR	NR	NR	NR	NR		2.5	±0.6	
<b>Officers</b>	0	±1	NR	NR	NR	NR	NR		NR		
<b>O1 – O3</b>	0	±1	NR	NR	NR	NR	NR		NR		
<b>O4 – O6</b>	NA		NA	NA	NA	NA	NA				

Note. Percent responding are Service members who answered the question, who experienced unwanted sexual contact (Q56), and who made an unrestricted report or were not sure whether their report was restricted or unrestricted (Q69).

NR: Not reportable

NA: Not applicable

72j. Continued	Percent Responding		Percentages					Max ME	Average Satisfaction		
			1	2	3	4	5				
<b>FEMALES (CONTINUED)</b>											
Experienced USC	12	±4	42	15	24	14	5	±17	2.3	±0.4	
Not Experienced USC	NA		NA	NA	NA	NA	NA				
Experienced SH	2	±1	41	16	22	15	6	±18	2.3	±0.4	
Not Experienced SH	0	±1	NR	NR	NR	NR	NR		NR		
Deployed Past 12 Months	1	±1	NR	NR	NR	NR	NR		NR		
Not Deployed Past 12 Months	1	±1	41	20	19	16	3	±20	2.2	±0.5	
Army Enlisted	2	±1	40	18	27	11	NR	±25	2.2	±0.5	
E1 – E4	2	±2	NR	NR	NR	3	NR	±18	2.0	±0.6	
Army Officers	NA		NA	NA	NA	NA	NA				
Navy Enlisted	1	±1	NR	NR	NR	NR	NR		NR		
E1 – E4	1	±2	NR	NR	NR	NR	NR		NR		
Navy Officers	0	±1	NR	NR	NR	NR	NR		NR		
Marine Corps Enlisted	1	±2	NR	NR	NR	NR	NR		NR		
E1 – E4	2	±3	NR	NR	NR	NR	NR		NR		
Marine Corps Officers	0	±1	NR	NR	NR	NR	NR		NR		
Air Force Enlisted	0	±1	NR	NR	NR	NR	NR		NR		
E1 – E4	1	±1	NR	NR	NR	NR	NR		NR		
Air Force Officers	NA		NA	NA	NA	NA	NA				
<b>MALES</b>											
Total	0	±1	NR	2	NR	8	NR	±16	NR		
Army	0	±1	NR	NR	NR	NR	NR		NR		
Navy	1	±1	NR	NR	NR	NR	NR		NR		
Marine Corps	0	±1	NR	NR	NR	NR	NR		NR		
Air Force	0	±1	NR	NR	NR	NR	NR		NR		
Enlisted	0	±1	NR	2	NR	8	NR	±17	NR		
E1 – E4	1	±1	NR	NR	NR	NR	NR		NR		
E5 – E9	0	±1	NR	NR	NR	NR	NR		NR		
Officers	0	±0	NR	NR	NR	NR	NR		NR		
O1 – O3	0	±1	NR	NR	NR	NR	NR		NR		
O4 – O6	NA		NA	NA	NA	NA	NA				
Experienced USC	16	±9	NR	2	NR	8	NR	±16	NR		
Not Experienced USC	NA		NA	NA	NA	NA	NA				
Experienced SH	3	±3	NR	2	NR	3	NR	±14	NR		
Not Experienced SH	0	±1	NR	NR	NR	NR	NR		NR		
Deployed Past 12 Months	0	±1	NR	NR	NR	NR	NR		NR		
Not Deployed Past 12 Months	0	±1	NR	2	NR	9	NR	±17	NR		
Army Enlisted	0	±1	NR	NR	NR	NR	NR		NR		
E1 – E4	0	±1	NR	NR	NR	NR	NR		NR		
Army Officers	0	±1	NR	NR	NR	NR	NR		NR		
Navy Enlisted	1	±1	NR	NR	NR	NR	NR		NR		
E1 – E4	1	±2	NR	NR	NR	NR	NR		NR		
Navy Officers	0	±1	NR	NR	NR	NR	NR		NR		
Marine Corps Enlisted	0	±1	NR	NR	NR	NR	NR		NR		
E1 – E4	0	±1	NR	NR	NR	NR	NR		NR		
Marine Corps Officers	NA		NA	NA	NA	NA	NA				
Air Force Enlisted	0	±1	NR	NR	NR	NR	NR		NR		
E1 – E4	0	±1	NR	NR	NR	NR	NR		NR		
Air Force Officers	NA		NA	NA	NA	NA	NA				

NR: Not reportable

NA: Not applicable

**72. How satisfied have you been with...**

**k. How well you were/are kept informed about the progress of your case?**

1. Very dissatisfied  
4. Satisfied

2. Dissatisfied  
5. Very satisfied






3. Neither satisfied nor dissatisfied

	Percent Responding		Percentages					Max ME	Average Satisfaction		
			1	2	3	4	5				
<b>TOTAL</b>	0	±1	29	6	NR	9	NR	±19	2.8	±0.6	
<b>Army</b>	0	±1	NR	3	NR	11	2	±16	2.2	±0.6	
<b>Navy</b>	1	±1	NR	4	NR	3	NR	±15	NR		
<b>Marine Corps</b>	0	±1	NR	NR	NR	NR	NR		NR		
<b>Air Force</b>	0	±1	NR	NR	NR	NR	NR		NR		
<b>PAYGRADE</b>											
<b>Enlisted</b>	0	±1	29	6	NR	8	NR	±19	2.8	±0.7	
<b>E1 – E4</b>	1	±1	29	6	NR	6	NR	±24	NR		
E1 – E3	1	±1	NR	11	NR	NR	NR	±23	NR		
E4	1	±1	NR	1	NR	4	NR	±13	NR		
<b>E5 – E9</b>	0	±1	NR	6	NR	14	NR	±22	NR		
E5 – E6	0	±1	NR	2	NR	7	NR	±16	NR		
E7 – E9	0	±1	NR	NR	NR	NR	NR		NR		
<b>Officers</b>	0	±0	NR	NR	NR	NR	NR		NR		
<b>W1 – W5</b>	NA		NA	NA	NA	NA	NA				
<b>O1 – O3</b>	0	±1	NR	NR	NR	NR	NR		NR		
<b>O4 – O6</b>	NA		NA	NA	NA	NA	NA				
<b>DEPLOYMENT</b>											
<b>Deployed Past 12 Months</b>	0	±1	NR	NR	NR	NR	2	±13	NR		
<b>Not Deployed Past 12 Months</b>	0	±1	25	6	NR	7	NR	±20	2.9	±0.7	
<b>RACE/ETHNICITY</b>											
<b>Non-Hispanic White</b>	0	±1	NR	10	NR	7	NR	±15	NR		
<b>Total Minority</b>	0	±1	NR	1	NR	10	NR	±18	2.8	±0.6	
Non-Hispanic Black	0	±1	7	2	NR	NR	NR	±20	3.1	±0.3	
Hispanic	1	±1	NR	NR	NR	NR	NR		NR		
<b>EXPERIENCED BEHAVIORS</b>											
<b>Experienced USC</b>	14	±6	29	6	NR	9	NR	±19	2.8	±0.6	
<b>Not Experienced USC</b>	NA		NA	NA	NA	NA	NA				
<b>Experienced SH</b>	3	±2	35	7	30	8	NR	±23	2.7	±0.8	
<b>Not Experienced SH</b>	0	±1	NR	NR	NR	NR	NR		NR		
<b>FEMALES</b>											
<b>Total</b>	1	±1	44	13	28	11	3	±17	2.2	±0.4	
<b>Army</b>	1	±1	47	5	31	13	NR	±22	2.2	±0.5	
<b>Navy</b>	1	±1	NR	NR	NR	NR	NR		NR		
<b>Marine Corps</b>	1	±2	NR	NR	NR	NR	NR		NR		
<b>Air Force</b>	0	±1	NR	NR	NR	NR	NR		NR		
<b>Enlisted</b>	1	±1	45	14	27	11	3	±17	2.1	±0.4	
<b>E1 – E4</b>	1	±1	49	17	20	9	5	±22	2.0	±0.5	
<b>E5 – E9</b>	1	±1	NR	NR	NR	NR	NR		2.4	±0.6	
<b>Officers</b>	0	±1	NR	NR	NR	NR	NR		NR		
<b>O1 – O3</b>	0	±1	NR	NR	NR	NR	NR		NR		
<b>O4 – O6</b>	NA		NA	NA	NA	NA	NA				

Note. Percent responding are Service members who answered the question, who experienced unwanted sexual contact (Q56), and who made an unrestricted report or were not sure whether their report was restricted or unrestricted (Q69).

NR: Not reportable

NA: Not applicable

72k. Continued	Percent Responding		Percentages					Max ME	Average Satisfaction		
			1	2	3	4	5				
<b>FEMALES (CONTINUED)</b>											
Experienced USC	12	±4	44	13	28	11	3	±17	2.2	±0.4	
Not Experienced USC	NA		NA	NA	NA	NA	NA				
Experienced SH	2	±1	44	14	26	12	4	±17	2.2	±0.4	
Not Experienced SH	0	±1	NR	NR	NR	NR	NR		NR		
Deployed Past 12 Months	1	±1	NR	NR	NR	NR	4	±19	NR		
Not Deployed Past 12 Months	1	±1	44	15	28	10	3	±20	2.1	±0.5	
Army Enlisted	2	±1	47	5	31	13	NR	±22	2.2	±0.5	
E1 – E4	2	±2	NR	NR	NR	NR	NR		2.1	±0.7	
Army Officers	NA		NA	NA	NA	NA	NA				
Navy Enlisted	1	±1	NR	NR	NR	NR	NR		NR		
E1 – E4	1	±2	NR	NR	NR	NR	NR		NR		
Navy Officers	0	±1	NR	NR	NR	NR	NR		NR		
Marine Corps Enlisted	1	±2	NR	NR	NR	NR	NR		NR		
E1 – E4	2	±3	NR	NR	NR	NR	NR		NR		
Marine Corps Officers	0	±1	NR	NR	NR	NR	NR		NR		
Air Force Enlisted	0	±1	NR	NR	NR	NR	NR		NR		
E1 – E4	0	±1	NR	NR	NR	NR	NR		NR		
Air Force Officers	NA		NA	NA	NA	NA	NA				
<b>MALES</b>											
Total	0	±1	NR	2	NR	7	NR	±15	NR		
Army	0	±1	NR	NR	NR	NR	NR		NR		
Navy	1	±1	NR	NR	NR	1	NR	±10	NR		
Marine Corps	0	±1	NR	NR	NR	NR	NR		NR		
Air Force	0	±1	NR	NR	NR	NR	NR		NR		
Enlisted	0	±1	NR	2	NR	7	NR	±15	NR		
E1 – E4	1	±1	NR	NR	NR	NR	NR		NR		
E5 – E9	0	±1	NR	NR	NR	NR	NR		NR		
Officers	0	±0	NR	NR	NR	NR	NR		NR		
O1 – O3	0	±1	NR	NR	NR	NR	NR		NR		
O4 – O6	NA		NA	NA	NA	NA	NA				
Experienced USC	15	±9	NR	2	NR	7	NR	±15	NR		
Not Experienced USC	NA		NA	NA	NA	NA	NA				
Experienced SH	3	±3	NR	2	NR	6	NR	±15	NR		
Not Experienced SH	0	±1	NR	NR	NR	NR	NR		NR		
Deployed Past 12 Months	0	±1	NR	NR	NR	NR	NR		NR		
Not Deployed Past 12 Months	0	±1	NR	2	NR	6	NR	±15	NR		
Army Enlisted	0	±1	NR	NR	NR	NR	NR		NR		
E1 – E4	0	±1	NR	NR	NR	NR	NR		NR		
Army Officers	0	±1	NR	NR	NR	NR	NR		NR		
Navy Enlisted	1	±1	NR	NR	NR	NR	NR		NR		
E1 – E4	1	±2	NR	NR	NR	NR	NR		NR		
Navy Officers	0	±1	NR	NR	NR	NR	NR		NR		
Marine Corps Enlisted	0	±1	NR	NR	NR	NR	NR		NR		
E1 – E4	0	±1	NR	NR	NR	NR	NR		NR		
Marine Corps Officers	NA		NA	NA	NA	NA	NA				
Air Force Enlisted	0	±1	NR	NR	NR	NR	NR		NR		
E1 – E4	0	±1	NR	NR	NR	NR	NR		NR		
Air Force Officers	NA		NA	NA	NA	NA	NA				

NR: Not reportable

NA: Not applicable

**72. How satisfied have you been with...****I. The availability of information about how to file a restricted report?**1. Very dissatisfied  
4. Satisfied2. Dissatisfied  
5. Very satisfied

3. Neither satisfied nor dissatisfied

	Percent Responding		Percentages					Max ME	Average Satisfaction		
			1	2	3	4	5				
<b>TOTAL</b>	0	±1	16	6	NR	17	NR	±20	3.2	±0.5	
<b>Army</b>	0	±1	NR	4	NR	15	3	±21	2.6	±0.5	
<b>Navy</b>	1	±1	6	6	NR	NR	NR	±19	NR		
<b>Marine Corps</b>	0	±1	1	NR	NR	NR	NR	±4	NR		
<b>Air Force</b>	0	±1	NR	NR	NR	NR	NR		NR		
<b>PAYGRADE</b>											
<b>Enlisted</b>	0	±1	16	6	NR	17	NR	±20	3.2	±0.5	
<b>E1 – E4</b>	1	±1	16	6	NR	NR	NR	±18	3.3	±0.7	
E1 – E3	1	±1	13	7	NR	NR	NR	±22	NR		
E4	1	±1	NR	5	NR	7	NR	±19	2.9	±0.6	
<b>E5 – E9</b>	0	±1	18	5	NR	14	NR	±24	3.0	±0.6	
E5 – E6	0	±1	NR	2	NR	6	NR	±18	NR		
E7 – E9	0	±1	NR	NR	NR	NR	NR		NR		
<b>Officers</b>	0	±0	NR	NR	NR	NR	NR		NR		
<b>W1 – W5</b>	NA		NA	NA	NA	NA	NA				
<b>O1 – O3</b>	0	±1	NR	NR	NR	NR	NR		NR		
<b>O4 – O6</b>	0	±0	NR	NR	NR	NR	NR		NR		
<b>DEPLOYMENT</b>											
<b>Deployed Past 12 Months</b>	0	±1	NR	NR	NR	NR	3	±16	3.0	±0.5	
<b>Not Deployed Past 12 Months</b>	0	±1	17	6	NR	16	NR	±22	3.2	±0.6	
<b>RACE/ETHNICITY</b>											
<b>Non-Hispanic White</b>	0	±1	22	8	NR	11	NR	±23	NR		
<b>Total Minority</b>	0	±1	11	4	NR	NR	NR	±17	3.1	±0.5	
Non-Hispanic Black	0	±1	10	3	NR	NR	NR	±22	3.0	±0.4	
Hispanic	1	±1	NR	NR	NR	NR	NR		NR		
<b>EXPERIENCED BEHAVIORS</b>											
<b>Experienced USC</b>	14	±6	16	6	NR	17	NR	±20	3.2	±0.5	
<b>Not Experienced USC</b>	NA		NA	NA	NA	NA	NA				
<b>Experienced SH</b>	3	±2	20	9	NR	10	NR	±17	3.1	±0.7	
<b>Not Experienced SH</b>	0	±1	NR	NR	NR	NR	NR		NR		
<b>FEMALES</b>											
<b>Total</b>	1	±1	28	13	25	NR	3	±19	2.7	±0.6	
<b>Army</b>	1	±1	NR	6	33	11	NR	±24	2.2	±0.6	
<b>Navy</b>	1	±2	NR	NR	NR	NR	NR		NR		
<b>Marine Corps</b>	1	±2	2	NR	NR	NR	NR	±11	NR		
<b>Air Force</b>	0	±1	NR	NR	NR	NR	NR		NR		
<b>Enlisted</b>	1	±1	29	13	24	NR	3	±19	2.7	±0.6	
<b>E1 – E4</b>	2	±1	26	15	17	NR	4	±23	NR		
<b>E5 – E9</b>	0	±1	NR	NR	NR	NR	NR		NR		
<b>Officers</b>	0	±1	NR	NR	NR	NR	NR		NR		
<b>O1 – O3</b>	0	±1	NR	NR	NR	NR	NR		NR		
<b>O4 – O6</b>	0	±1	NR	NR	NR	NR	NR		NR		

Note. Percent responding are Service members who answered the question, who experienced unwanted sexual contact (Q56), and who made an unrestricted report or were not sure whether their report was restricted or unrestricted (Q69).

NR: Not reportable

NA: Not applicable

72I. Continued	Percent Responding		Percentages					Max ME	Average Satisfaction		
			1	2	3	4	5				
<b>FEMALES (CONTINUED)</b>											
Experienced USC	14	±6	28	13	25	NR	3	±19	2.7	±0.6	
Not Experienced USC	NA		NA	NA	NA	NA	NA				
Experienced SH	2	±1	37	17	30	12	4	±18	2.3	±0.4	
Not Experienced SH	0	±1	NR	NR	NR	NR	NR		NR		
Deployed Past 12 Months	1	±1	NR	NR	NR	NR	NR		NR		
Not Deployed Past 12 Months	1	±1	29	13	23	NR	3	±21	NR		
Army Enlisted	2	±1	NR	6	33	11	NR	±24	2.2	±0.6	
E1 – E4	2	±2	NR	NR	NR	NR	NR		NR		
Army Officers	NA		NA	NA	NA	NA	NA				
Navy Enlisted	2	±2	NR	NR	NR	NR	NR		NR		
E1 – E4	3	±4	NR	NR	NR	NR	NR		NR		
Navy Officers	0	±1	NR	NR	NR	NR	NR		NR		
Marine Corps Enlisted	1	±2	NR	NR	NR	NR	NR		NR		
E1 – E4	2	±3	NR	NR	NR	NR	NR		NR		
Marine Corps Officers	0	±1	NR	NR	NR	NR	NR		NR		
Air Force Enlisted	0	±1	NR	NR	NR	NR	NR		NR		
E1 – E4	1	±1	NR	NR	NR	NR	NR		NR		
Air Force Officers	0	±1	NR	NR	NR	NR	NR		NR		
<b>MALES</b>											
Total	0	±1	NR	2	NR	9	NR	±16	NR		
Army	0	±1	NR	NR	NR	NR	NR		NR		
Navy	1	±1	NR	NR	NR	NR	NR		NR		
Marine Corps	0	±1	NR	NR	NR	NR	NR		NR		
Air Force	0	±1	NR	NR	NR	NR	NR		NR		
Enlisted	0	±1	NR	2	NR	9	NR	±16	NR		
E1 – E4	0	±1	NR	NR	NR	NR	NR		NR		
E5 – E9	0	±1	NR	NR	NR	NR	NR		NR		
Officers	0	±0	NR	NR	NR	NR	NR		NR		
O1 – O3	0	±0	NR	NR	NR	NR	NR		NR		
O4 – O6	NA		NA	NA	NA	NA	NA				
Experienced USC	14	±9	NR	2	NR	9	NR	±16	NR		
Not Experienced USC	NA		NA	NA	NA	NA	NA				
Experienced SH	3	±3	NR	3	NR	8	NR	±19	NR		
Not Experienced SH	0	±1	NR	NR	NR	NR	NR		NR		
Deployed Past 12 Months	0	±1	NR	NR	NR	NR	NR		NR		
Not Deployed Past 12 Months	0	±1	NR	2	NR	7	NR	±17	NR		
Army Enlisted	0	±1	NR	NR	NR	NR	NR		NR		
E1 – E4	NA		NA	NA	NA	NA	NA				
Army Officers	NA		NA	NA	NA	NA	NA				
Navy Enlisted	1	±1	NR	NR	NR	NR	NR		NR		
E1 – E4	1	±2	NR	NR	NR	NR	NR		NR		
Navy Officers	0	±1	NR	NR	NR	NR	NR		NR		
Marine Corps Enlisted	0	±1	NR	NR	NR	NR	NR		NR		
E1 – E4	0	±1	NR	NR	NR	NR	NR		NR		
Marine Corps Officers	NA		NA	NA	NA	NA	NA				
Air Force Enlisted	0	±1	NR	NR	NR	NR	NR		NR		
E1 – E4	0	±1	NR	NR	NR	NR	NR		NR		
Air Force Officers	NA		NA	NA	NA	NA	NA				

NR: Not reportable

NA: Not applicable

**72. How satisfied have you been with...**

**m. The availability of information about how to file an unrestricted report?**

1. Very dissatisfied  
4. Satisfied

2. Dissatisfied  
5. Very satisfied

3. Neither satisfied nor dissatisfied

	Percent Responding		Percentages					Max ME	Average Satisfaction		
			1	2	3	4	5				
<b>TOTAL</b>	0	±1	14	9	NR	16	NR	±20	3.2	±0.5	
<b>Army</b>	0	±1	NR	4	NR	15	3	±21	2.5	±0.5	
<b>Navy</b>	1	±1	2	11	NR	NR	NR	±20	NR		
<b>Marine Corps</b>	0	±1	1	NR	NR	NR	NR	±4	NR		
<b>Air Force</b>	0	±1	NR	NR	NR	NR	NR		NR		
<b>PAYGRADE</b>											
<b>Enlisted</b>	0	±1	14	8	NR	16	NR	±20	3.2	±0.5	
<b>E1 – E4</b>	1	±1	15	6	NR	NR	NR	±18	3.3	±0.7	
E1 – E3	1	±1	10	7	NR	NR	NR	±20	NR		
E4	1	±1	NR	5	NR	7	NR	±19	2.9	±0.7	
<b>E5 – E9</b>	0	±1	11	NR	NR	9	NR	±19	3.0	±0.6	
E5 – E6	0	±1	12	NR	NR	6	NR	±20	NR		
E7 – E9	0	±1	NR	NR	NR	NR	NR		NR		
<b>Officers</b>	0	±0	NR	NR	NR	NR	NR		NR		
<b>W1 – W5</b>	NA		NA	NA	NA	NA	NA				
<b>O1 – O3</b>	0	±1	NR	NR	NR	NR	NR		NR		
<b>O4 – O6</b>	0	±0	NR	NR	NR	NR	NR		NR		
<b>DEPLOYMENT</b>											
<b>Deployed Past 12 Months</b>	0	±1	NR	NR	NR	NR	3	±16	2.9	±0.5	
<b>Not Deployed Past 12 Months</b>	0	±1	14	9	NR	17	NR	±22	3.2	±0.6	
<b>RACE/ETHNICITY</b>											
<b>Non-Hispanic White</b>	0	±1	19	9	NR	12	NR	±23	NR		
<b>Total Minority</b>	0	±1	9	8	NR	NR	NR	±17	3.1	±0.4	
Non-Hispanic Black	0	±1	10	3	NR	NR	NR	±22	2.9	±0.4	
Hispanic	1	±1	NR	NR	NR	NR	NR		NR		
<b>EXPERIENCED BEHAVIORS</b>											
<b>Experienced USC</b>	14	±6	14	9	NR	16	NR	±20	3.2	±0.5	
<b>Not Experienced USC</b>	NA		NA	NA	NA	NA	NA				
<b>Experienced SH</b>	3	±2	19	9	NR	9	NR	±16	3.0	±0.7	
<b>Not Experienced SH</b>	0	±1	NR	NR	NR	NR	NR		NR		
<b>FEMALES</b>											
<b>Total</b>	1	±1	27	13	25	NR	3	±19	2.7	±0.6	
<b>Army</b>	1	±1	NR	6	28	11	NR	±24	2.1	±0.6	
<b>Navy</b>	1	±2	NR	NR	NR	NR	NR		NR		
<b>Marine Corps</b>	1	±2	2	NR	NR	NR	NR	±11	NR		
<b>Air Force</b>	0	±1	NR	NR	NR	NR	NR		NR		
<b>Enlisted</b>	1	±1	28	13	24	NR	3	±19	2.7	±0.6	
<b>E1 – E4</b>	2	±1	25	15	17	NR	4	±23	2.8	±0.7	
<b>E5 – E9</b>	0	±1	NR	NR	NR	NR	NR		NR		
<b>Officers</b>	0	±1	NR	NR	NR	NR	NR		NR		
<b>O1 – O3</b>	0	±1	NR	NR	NR	NR	NR		NR		
<b>O4 – O6</b>	0	±1	NR	NR	NR	NR	NR		NR		

Note. Percent responding are Service members who answered the question, who experienced unwanted sexual contact (Q56), and who made an unrestricted report or were not sure whether their report was restricted or unrestricted (Q69).

NR: Not reportable

NA: Not applicable



72m. Continued	Percent Responding		Percentages					Max ME	Average Satisfaction		
			1	2	3	4	5				
<b>FEMALES (CONTINUED)</b>											
Experienced USC	14	±6	27	13	25	NR	3	±19	2.7	±0.6	
Not Experienced USC	NA		NA	NA	NA	NA	NA				
Experienced SH	2	±1	36	17	30	14	4	±18	2.3	±0.4	
Not Experienced SH	0	±1	NR	NR	NR	NR	NR		NR		
Deployed Past 12 Months	1	±1	NR	NR	NR	NR	NR		NR		
Not Deployed Past 12 Months	1	±1	28	13	23	NR	3	±21	2.7	±0.7	
Army Enlisted	2	±1	NR	6	28	11	NR	±24	2.1	±0.6	
E1 – E4	2	±2	NR	NR	NR	NR	NR		NR		
Army Officers	NA		NA	NA	NA	NA	NA				
Navy Enlisted	2	±2	NR	NR	NR	NR	NR		NR		
E1 – E4	3	±4	NR	NR	NR	NR	NR		NR		
Navy Officers	0	±1	NR	NR	NR	NR	NR		NR		
Marine Corps Enlisted	1	±2	NR	NR	NR	NR	NR		NR		
E1 – E4	2	±3	NR	NR	NR	NR	NR		NR		
Marine Corps Officers	0	±1	NR	NR	NR	NR	NR		NR		
Air Force Enlisted	0	±1	NR	NR	NR	NR	NR		NR		
E1 – E4	1	±1	NR	NR	NR	NR	NR		NR		
Air Force Officers	0	±1	NR	NR	NR	NR	NR		NR		
<b>MALES</b>											
Total	0	±1	NR	6	NR	6	NR	±15	NR		
Army	0	±1	NR	NR	NR	NR	NR		NR		
Navy	1	±1	NR	NR	NR	NR	NR		NR		
Marine Corps	0	±1	NR	NR	NR	NR	NR		NR		
Air Force	0	±1	NR	NR	NR	NR	NR		NR		
Enlisted	0	±1	NR	5	NR	7	NR	±16	NR		
E1 – E4	0	±1	NR	NR	NR	NR	NR		NR		
E5 – E9	0	±1	NR	NR	NR	NR	NR		NR		
Officers	0	±0	NR	NR	NR	NR	NR		NR		
O1 – O3	0	±0	NR	NR	NR	NR	NR		NR		
O4 – O6	NA		NA	NA	NA	NA	NA				
Experienced USC	14	±9	NR	6	NR	6	NR	±15	NR		
Not Experienced USC	NA		NA	NA	NA	NA	NA				
Experienced SH	3	±3	NR	4	NR	5	NR	±16	NR		
Not Experienced SH	0	±1	NR	NR	NR	NR	NR		NR		
Deployed Past 12 Months	0	±1	NR	NR	NR	NR	NR		NR		
Not Deployed Past 12 Months	0	±1	NR	6	NR	7	NR	±17	NR		
Army Enlisted	0	±1	NR	NR	NR	NR	NR		NR		
E1 – E4	NA		NA	NA	NA	NA	NA				
Army Officers	NA		NA	NA	NA	NA	NA				
Navy Enlisted	1	±1	NR	NR	NR	NR	NR		NR		
E1 – E4	1	±2	NR	NR	NR	NR	NR		NR		
Navy Officers	0	±1	NR	NR	NR	NR	NR		NR		
Marine Corps Enlisted	0	±1	NR	NR	NR	NR	NR		NR		
E1 – E4	0	±1	NR	NR	NR	NR	NR		NR		
Marine Corps Officers	NA		NA	NA	NA	NA	NA				
Air Force Enlisted	0	±1	NR	NR	NR	NR	NR		NR		
E1 – E4	0	±1	NR	NR	NR	NR	NR		NR		
Air Force Officers	NA		NA	NA	NA	NA	NA				

NR: Not reportable

NA: Not applicable

**72. How satisfied have you been with...****n. The reporting process overall?**1. Very dissatisfied  
4. Satisfied2. Dissatisfied  
5. Very satisfied

3. Neither satisfied nor dissatisfied

	Percent Responding		Percentages					Max ME	Average Satisfaction		
			1	2	3	4	5				
<b>TOTAL</b>	0	±1	23	6	38	15	NR	±22	3.0	±0.6	
<b>Army</b>	0	±1	NR	NR	NR	12	4	±16	2.3	±0.6	
<b>Navy</b>	1	±1	6	NR	NR	NR	NR	±14	NR		
<b>Marine Corps</b>	0	±1	NR	NR	NR	NR	NR		NR		
<b>Air Force</b>	0	±1	NR	NR	NR	NR	NR		NR		
<b>PAYGRADE</b>											
<b>Enlisted</b>	0	±1	22	6	39	15	NR	±23	3.0	±0.6	
<b>E1 – E4</b>	1	±1	25	3	NR	NR	NR	±22	3.0	±0.7	
E1 – E3	1	±1	16	6	NR	NR	NR	±23	NR		
E4	1	±1	NR	NR	NR	7	NR	±15	NR		
<b>E5 – E9</b>	0	±1	14	NR	NR	11	NR	±19	2.9	±0.6	
E5 – E6	0	±1	16	NR	NR	8	NR	±22	NR		
E7 – E9	0	±1	NR	NR	NR	NR	NR		NR		
<b>Officers</b>	0	±0	NR	NR	NR	NR	NR		NR		
<b>W1 – W5</b>	NA		NA	NA	NA	NA	NA				
<b>O1 – O3</b>	0	±1	NR	NR	NR	NR	NR		NR		
<b>O4 – O6</b>	0	±0	NR	NR	NR	NR	NR		NR		
<b>DEPLOYMENT</b>											
<b>Deployed Past 12 Months</b>	0	±1	NR	NR	NR	NR	NR		NR		
<b>Not Deployed Past 12 Months</b>	1	±1	24	3	NR	16	NR	±20	3.0	±0.6	
<b>RACE/ETHNICITY</b>											
<b>Non-Hispanic White</b>	0	±1	24	12	22	12	NR	±25	NR		
<b>Total Minority</b>	1	±1	NR	1	NR	NR	NR	±5	2.9	±0.6	
Non-Hispanic Black	0	±1	NR	NR	NR	NR	NR		2.9	±0.4	
Hispanic	1	±1	NR	NR	NR	NR	NR		NR		
<b>EXPERIENCED BEHAVIORS</b>											
<b>Experienced USC</b>	15	±6	23	6	38	15	NR	±22	3.0	±0.6	
<b>Not Experienced USC</b>	NA		NA	NA	NA	NA	NA				
<b>Experienced SH</b>	3	±2	31	8	32	9	NR	±23	2.8	±0.8	
<b>Not Experienced SH</b>	0	±1	NR	NR	NR	NR	NR		NR		
<b>FEMALES</b>											
<b>Total</b>	1	±1	34	5	25	NR	4	±19	2.7	±0.6	
<b>Army</b>	1	±1	44	NR	33	16	8	±22	2.4	±0.6	
<b>Navy</b>	1	±2	NR	NR	NR	NR	NR		NR		
<b>Marine Corps</b>	1	±2	NR	NR	NR	NR	NR		NR		
<b>Air Force</b>	0	±1	NR	NR	NR	NR	NR		NR		
<b>Enlisted</b>	1	±1	34	5	25	NR	4	±19	2.7	±0.6	
<b>E1 – E4</b>	2	±1	34	6	20	NR	6	±23	2.7	±0.7	
<b>E5 – E9</b>	1	±1	NR	NR	NR	NR	NR		2.5	±0.7	
<b>Officers</b>	0	±1	NR	NR	NR	NR	NR		NR		
<b>O1 – O3</b>	0	±1	NR	NR	NR	NR	NR		NR		
<b>O4 – O6</b>	0	±1	NR	NR	NR	NR	NR		NR		

Note. Percent responding are Service members who answered the question, who experienced unwanted sexual contact (Q56), and who made an unrestricted report or were not sure whether their report was restricted or unrestricted (Q69).

NR: Not reportable

NA: Not applicable

72n. Continued	Percent Responding		Percentages					Max ME	Average Satisfaction		
			1	2	3	4	5				
<b>FEMALES (CONTINUED)</b>											
Experienced USC	15	±6	34	5	25	NR	4	±19	2.7	±0.6	
Not Experienced USC	NA		NA	NA	NA	NA	NA				
Experienced SH	2	±1	44	6	27	17	6	±17	2.3	±0.5	
Not Experienced SH	0	±1	NR	NR	NR	NR	NR		NR		
Deployed Past 12 Months	1	±1	NR	NR	NR	NR	NR		NR		
Not Deployed Past 12 Months	1	±1	37	4	21	NR	2	±22	2.6	±0.7	
Army Enlisted	2	±1	44	NR	33	16	8	±22	2.4	±0.6	
E1 – E4	2	±2	NR	NR	NR	NR	NR		2.4	±0.7	
Army Officers	NA		NA	NA	NA	NA	NA				
Navy Enlisted	2	±2	NR	NR	NR	NR	NR		NR		
E1 – E4	3	±4	NR	NR	NR	NR	NR		NR		
Navy Officers	0	±1	NR	NR	NR	NR	NR		NR		
Marine Corps Enlisted	1	±2	NR	NR	NR	NR	NR		NR		
E1 – E4	2	±3	NR	NR	NR	NR	NR		NR		
Marine Corps Officers	0	±1	NR	NR	NR	NR	NR		NR		
Air Force Enlisted	0	±1	NR	NR	NR	NR	NR		NR		
E1 – E4	1	±1	NR	NR	NR	NR	NR		NR		
Air Force Officers	0	±1	NR	NR	NR	NR	NR		NR		
<b>MALES</b>											
Total	0	±1	NR	NR	NR	5	NR	±14	NR		
Army	0	±1	NR	NR	NR	NR	NR		NR		
Navy	1	±1	1	NR	NR	NR	NR	±10	NR		
Marine Corps	0	±1	NR	NR	NR	NR	NR		NR		
Air Force	0	±1	NR	NR	NR	NR	NR		NR		
Enlisted	0	±1	NR	NR	NR	5	NR	±14	NR		
E1 – E4	1	±1	NR	NR	NR	NR	NR		NR		
E5 – E9	0	±1	NR	NR	NR	NR	NR		NR		
Officers	0	±0	NR	NR	NR	NR	NR		NR		
O1 – O3	0	±1	NR	NR	NR	NR	NR		NR		
O4 – O6	NA		NA	NA	NA	NA	NA				
Experienced USC	16	±9	NR	NR	NR	5	NR	±14	NR		
Not Experienced USC	NA		NA	NA	NA	NA	NA				
Experienced SH	3	±3	NR	NR	NR	2	NR	±15	NR		
Not Experienced SH	0	±1	NR	NR	NR	NR	NR		NR		
Deployed Past 12 Months	0	±1	NR	NR	NR	NR	NR		NR		
Not Deployed Past 12 Months	0	±1	NR	2	NR	5	NR	±15	NR		
Army Enlisted	0	±1	NR	NR	NR	NR	NR		NR		
E1 – E4	0	±1	NR	NR	NR	NR	NR		NR		
Army Officers	0	±1	NR	NR	NR	NR	NR		NR		
Navy Enlisted	1	±1	NR	NR	NR	NR	NR		NR		
E1 – E4	1	±2	NR	NR	NR	NR	NR		NR		
Navy Officers	0	±1	NR	NR	NR	NR	NR		NR		
Marine Corps Enlisted	0	±1	NR	NR	NR	NR	NR		NR		
E1 – E4	0	±1	NR	NR	NR	NR	NR		NR		
Marine Corps Officers	NA		NA	NA	NA	NA	NA				
Air Force Enlisted	0	±1	NR	NR	NR	NR	NR		NR		
E1 – E4	0	±1	NR	NR	NR	NR	NR		NR		
Air Force Officers	NA		NA	NA	NA	NA	NA				

NR: Not reportable

NA: Not applicable

**73. As a result of reporting the situation, did you...****a. Experience any professional retaliation (e.g., loss of privileges, denied promotion/training, transferred to less favorable job)?**

1. Yes

2. No

3. Don't know

	Percent Responding		Percentages			Max ME	Percentage Reporting Yes
			1	2	3		
<b>TOTAL</b>	0	±1	42	51	7	±19	
<b>Army</b>	0	±1	28	72	NR	±21	
<b>Navy</b>	1	±1	NR	NR	NR		
<b>Marine Corps</b>	0	±1	NR	NR	NR		
<b>Air Force</b>	0	±1	NR	NR	NR		
<b>PAYGRADE</b>							
<b>Enlisted</b>	1	±1	41	51	7	±20	
<b>E1 – E4</b>	1	±1	NR	NR	10	±22	
E1 – E3	1	±1	NR	NR	NR		
E4	1	±1	NR	NR	NR		
<b>E5 – E9</b>	0	±1	NR	NR	NR		
E5 – E6	0	±1	NR	NR	NR		
E7 – E9	0	±1	NR	NR	NR		
<b>Officers</b>	0	±0	NR	NR	NR		
<b>W1 – W5</b>	0	±1	NR	NR	NR		
<b>O1 – O3</b>	0	±1	NR	NR	NR		
<b>O4 – O6</b>	0	±0	NR	NR	NR		
<b>DEPLOYMENT</b>							
<b>Deployed Past 12 Months</b>	0	±1	NR	NR	NR		
<b>Not Deployed Past 12 Months</b>	1	±1	40	NR	8	±21	
<b>RACE/ETHNICITY</b>							
<b>Non-Hispanic White</b>	0	±1	NR	29	NR	±20	
<b>Total Minority</b>	1	±1	28	NR	NR	±24	
Non-Hispanic Black	1	±1	NR	NR	NR		
Hispanic	1	±1	NR	NR	NR		
<b>EXPERIENCED BEHAVIORS</b>							
<b>Experienced USC</b>	18	±6	42	51	7	±19	
<b>Not Experienced USC</b>	NA		NA	NA	NA		
<b>Experienced SH</b>	3	±2	47	44	10	±20	
<b>Not Experienced SH</b>	0	±1	NR	NR	NR		
<b>FEMALES</b>							
<b>Total</b>	1	±1	33	64	2	±18	
<b>Army</b>	2	±1	41	59	NR	±20	
<b>Navy</b>	1	±2	NR	NR	NR		
<b>Marine Corps</b>	1	±2	NR	NR	NR		
<b>Air Force</b>	0	±1	NR	NR	NR		
<b>Enlisted</b>	1	±1	34	64	2	±18	
<b>E1 – E4</b>	2	±1	36	61	3	±22	
<b>E5 – E9</b>	1	±1	NR	NR	NR		
<b>Officers</b>	0	±1	NR	NR	NR		
<b>O1 – O3</b>	0	±1	NR	NR	NR		
<b>O4 – O6</b>	0	±1	NR	NR	NR		

Note. Percent responding are Service members who answered the question, who experienced unwanted sexual contact (Q56), and who made an unrestricted report or were not sure whether their report was restricted or unrestricted (Q69).

NR: Not reportable

NA: Not applicable

73a. Continued	Percent Responding		Percentages			Max ME	Percentage Reporting Yes
			1	2	3		
<b>FEMALES (CONTINUED)</b>							
Experienced USC	16	±6	33	64	2	±18	
Not Experienced USC	NA		NA	NA	NA		
Experienced SH	3	±1	43	54	3	±15	
Not Experienced SH	0	±1	NR	NR	NR		
Deployed Past 12 Months	1	±1	NR	NR	NR		
Not Deployed Past 12 Months	1	±1	35	62	3	±21	
Army Enlisted	2	±1	41	59	NR	±20	
E1 – E4	3	±2	NR	NR	NR		
Army Officers	0	±1	NR	NR	NR		
Navy Enlisted	2	±2	NR	NR	NR		
E1 – E4	3	±4	NR	NR	NR		
Navy Officers	0	±1	NR	NR	NR		
Marine Corps Enlisted	1	±2	NR	NR	NR		
E1 – E4	2	±3	NR	NR	NR		
Marine Corps Officers	0	±1	NR	NR	NR		
Air Force Enlisted	0	±1	NR	NR	NR		
E1 – E4	1	±1	NR	NR	NR		
Air Force Officers	0	±1	NR	NR	NR		
<b>MALES</b>							
Total	0	±1	NR	NR	NR		
Army	0	±1	NR	NR	NR		
Navy	1	±1	NR	NR	NR		
Marine Corps	0	±1	NR	NR	NR		
Air Force	0	±1	NR	NR	NR		
Enlisted	0	±1	NR	NR	NR		
E1 – E4	1	±1	NR	NR	NR		
E5 – E9	0	±1	NR	NR	NR		
Officers	0	±0	NR	NR	NR		
O1 – O3	0	±1	NR	NR	NR		
O4 – O6	NA		NA	NA	NA		
Experienced USC	19	±10	NR	NR	NR		
Not Experienced USC	NA		NA	NA	NA		
Experienced SH	4	±3	NR	NR	NR		
Not Experienced SH	0	±1	NR	NR	NR		
Deployed Past 12 Months	0	±1	NR	NR	NR		
Not Deployed Past 12 Months	0	±1	NR	NR	NR		
Army Enlisted	0	±1	NR	NR	NR		
E1 – E4	0	±1	NR	NR	NR		
Army Officers	0	±1	NR	NR	NR		
Navy Enlisted	1	±1	NR	NR	NR		
E1 – E4	2	±2	NR	NR	NR		
Navy Officers	0	±1	NR	NR	NR		
Marine Corps Enlisted	0	±1	NR	NR	NR		
E1 – E4	0	±1	NR	NR	NR		
Marine Corps Officers	NA		NA	NA	NA		
Air Force Enlisted	0	±1	NR	NR	NR		
E1 – E4	0	±1	NR	NR	NR		
Air Force Officers	NA		NA	NA	NA		

NR: Not reportable

NA: Not applicable

**73. As a result of reporting the situation, did you...****b. Experience any social retaliation (e.g., ignored by coworkers, being blamed for the situation)?**

1. Yes

2. No

3. Don't know

	Percent Responding		Percentages			Max ME	Percentage Reporting Yes
			1	2	3		
<b>TOTAL</b>	0	±1	41	52	7	±19	
<b>Army</b>	0	±1	35	65	NR	±23	
<b>Navy</b>	1	±1	NR	NR	NR		
<b>Marine Corps</b>	0	±1	NR	NR	NR		
<b>Air Force</b>	0	±1	NR	NR	NR		
<b>PAYGRADE</b>							
<b>Enlisted</b>	1	±1	41	51	7	±20	
<b>E1 – E4</b>	1	±1	NR	NR	11	±21	
E1 – E3	1	±1	NR	NR	NR		
E4	1	±1	NR	NR	NR		
<b>E5 – E9</b>	0	±1	NR	NR	NR		
E5 – E6	0	±1	NR	NR	NR		
E7 – E9	0	±1	NR	NR	NR		
<b>Officers</b>	0	±0	NR	NR	NR		
<b>W1 – W5</b>	0	±1	NR	NR	NR		
<b>O1 – O3</b>	0	±1	NR	NR	NR		
<b>O4 – O6</b>	0	±0	NR	NR	NR		
<b>DEPLOYMENT</b>							
<b>Deployed Past 12 Months</b>	0	±1	NR	NR	NR		
<b>Not Deployed Past 12 Months</b>	1	±1	43	NR	8	±21	
<b>RACE/ETHNICITY</b>							
<b>Non-Hispanic White</b>	0	±1	NR	26	NR	±21	
<b>Total Minority</b>	1	±1	25	NR	NR	±24	
Non-Hispanic Black	1	±1	NR	NR	NR		
Hispanic	1	±1	NR	NR	NR		
<b>EXPERIENCED BEHAVIORS</b>							
<b>Experienced USC</b>	18	±6	41	52	7	±19	
<b>Not Experienced USC</b>	NA		NA	NA	NA		
<b>Experienced SH</b>	3	±2	47	43	10	±20	
<b>Not Experienced SH</b>	0	±1	NR	NR	NR		
<b>FEMALES</b>							
<b>Total</b>	1	±1	50	47	3	±20	
<b>Army</b>	2	±1	56	44	NR	±19	
<b>Navy</b>	1	±2	NR	NR	NR		
<b>Marine Corps</b>	1	±2	NR	NR	NR		
<b>Air Force</b>	0	±1	NR	NR	NR		
<b>Enlisted</b>	1	±1	51	46	3	±20	
<b>E1 – E4</b>	2	±1	NR	NR	3	±13	
<b>E5 – E9</b>	1	±1	NR	NR	NR		
<b>Officers</b>	0	±1	NR	NR	NR		
<b>O1 – O3</b>	0	±1	NR	NR	NR		
<b>O4 – O6</b>	0	±1	NR	NR	NR		

Note. Percent responding are Service members who answered the question, who experienced unwanted sexual contact (Q56), and who made an unrestricted report or were not sure whether their report was restricted or unrestricted (Q69).

NR: Not reportable

NA: Not applicable

73b. Continued	Percent Responding		Percentages			Max ME	Percentage Reporting Yes
			1	2	3		
<b>FEMALES (CONTINUED)</b>							
Experienced USC	16	±6	50	47	3	±20	
Not Experienced USC	NA		NA	NA	NA		
Experienced SH	3	±1	61	35	3	±15	
Not Experienced SH	0	±1	NR	NR	NR		
Deployed Past 12 Months	1	±1	NR	NR	NR		
Not Deployed Past 12 Months	1	±1	NR	NR	3	±12	
Army Enlisted	2	±1	57	43	NR	±19	
E1 – E4	3	±2	NR	NR	NR		
Army Officers	0	±1	NR	NR	NR		
Navy Enlisted	2	±2	NR	NR	NR		
E1 – E4	3	±4	NR	NR	NR		
Navy Officers	0	±1	NR	NR	NR		
Marine Corps Enlisted	1	±2	NR	NR	NR		
E1 – E4	2	±3	NR	NR	NR		
Marine Corps Officers	0	±1	NR	NR	NR		
Air Force Enlisted	0	±1	NR	NR	NR		
E1 – E4	1	±1	NR	NR	NR		
Air Force Officers	0	±1	NR	NR	NR		
<b>MALES</b>							
Total	0	±1	NR	NR	NR		
Army	0	±1	NR	NR	NR		
Navy	1	±1	NR	NR	NR		
Marine Corps	0	±1	NR	NR	NR		
Air Force	0	±1	NR	NR	NR		
Enlisted	0	±1	NR	NR	NR		
E1 – E4	1	±1	NR	NR	NR		
E5 – E9	0	±1	NR	NR	NR		
Officers	0	±0	NR	NR	NR		
O1 – O3	0	±1	NR	NR	NR		
O4 – O6	NA		NA	NA	NA		
Experienced USC	19	±10	NR	NR	NR		
Not Experienced USC	NA		NA	NA	NA		
Experienced SH	4	±3	NR	NR	NR		
Not Experienced SH	0	±1	NR	NR	NR		
Deployed Past 12 Months	0	±1	NR	NR	NR		
Not Deployed Past 12 Months	0	±1	NR	NR	NR		
Army Enlisted	0	±1	NR	NR	NR		
E1 – E4	0	±1	NR	NR	NR		
Army Officers	0	±1	NR	NR	NR		
Navy Enlisted	1	±1	NR	NR	NR		
E1 – E4	2	±2	NR	NR	NR		
Navy Officers	0	±1	NR	NR	NR		
Marine Corps Enlisted	0	±1	NR	NR	NR		
E1 – E4	0	±1	NR	NR	NR		
Marine Corps Officers	NA		NA	NA	NA		
Air Force Enlisted	0	±1	NR	NR	NR		
E1 – E4	0	±1	NR	NR	NR		
Air Force Officers	NA		NA	NA	NA		

NR: Not reportable

NA: Not applicable

**73. As a result of reporting the situation, did you...****c. Get placed on a medical hold?**

1. Yes

2. No

3. Don't know

	Percent Responding		Percentages			Max ME	Percentage Reporting Yes
			1	2	3		
<b>TOTAL</b>	0	±1	16	72	12	±24	■
<b>Army</b>	0	±1	NR	96	4	±12	
<b>Navy</b>	1	±1	NR	NR	NR		
<b>Marine Corps</b>	0	±1	NR	NR	NR		
<b>Air Force</b>	0	±1	NR	NR	NR		
<b>PAYGRADE</b>							
<b>Enlisted</b>	1	±1	16	72	12	±24	■
<b>E1 – E4</b>	1	±1	NR	NR	13	±20	
E1 – E3	1	±1	NR	NR	NR		
E4	1	±1	NR	NR	NR		
<b>E5 – E9</b>	0	±1	NR	NR	10	±23	
E5 – E6	0	±1	NR	NR	NR		
E7 – E9	0	±1	NR	NR	NR		
<b>Officers</b>	0	±0	NR	NR	NR		
<b>W1 – W5</b>	0	±1	NR	NR	NR		
<b>O1 – O3</b>	0	±1	NR	NR	NR		
<b>O4 – O6</b>	0	±0	NR	NR	NR		
<b>DEPLOYMENT</b>							
<b>Deployed Past 12 Months</b>	0	±1	2	NR	NR	±12	
<b>Not Deployed Past 12 Months</b>	1	±1	NR	71	11	±23	
<b>RACE/ETHNICITY</b>							
<b>Non-Hispanic White</b>	0	±1	NR	NR	NR		
<b>Total Minority</b>	1	±1	8	81	11	±21	■
Non-Hispanic Black	1	±1	NR	NR	NR		
Hispanic	1	±1	NR	NR	NR		
<b>EXPERIENCED BEHAVIORS</b>							
<b>Experienced USC</b>	18	±6	16	72	12	±24	■
<b>Not Experienced USC</b>	NA		NA	NA	NA		
<b>Experienced SH</b>	3	±2	NR	71	13	±24	
<b>Not Experienced SH</b>	0	±1	NR	NR	NR		
<b>FEMALES</b>							
<b>Total</b>	1	±1	1	92	7	±11	
<b>Army</b>	2	±1	NR	93	7	±17	
<b>Navy</b>	1	±2	NR	NR	NR		
<b>Marine Corps</b>	1	±2	NR	NR	NR		
<b>Air Force</b>	0	±1	NR	NR	NR		
<b>Enlisted</b>	1	±1	1	92	7	±11	
<b>E1 – E4</b>	2	±1	1	91	8	±14	
<b>E5 – E9</b>	1	±1	NR	96	4	±18	
<b>Officers</b>	0	±1	NR	NR	NR		
<b>O1 – O3</b>	0	±1	NR	NR	NR		
<b>O4 – O6</b>	0	±1	NR	NR	NR		

Note. Percent responding are Service members who answered the question, who experienced unwanted sexual contact (Q56), and who made an unrestricted report or were not sure whether their report was restricted or unrestricted (Q69).

NR: Not reportable

NA: Not applicable



73c. Continued	Percent Responding		Percentages			Max ME	Percentage Reporting Yes
			1	2	3		
<b>FEMALES (CONTINUED)</b>							
Experienced USC	16	±6	1	92	7	±11	
Not Experienced USC	NA		NA	NA	NA		
Experienced SH	3	±1	1	90	9	±12	
Not Experienced SH	0	±1	NR	NR	NR		
Deployed Past 12 Months	1	±1	3	NR	NR	±16	
Not Deployed Past 12 Months	1	±1	NR	93	7	±13	
Army Enlisted	2	±1	NR	93	7	±17	
E1 – E4	3	±2	NR	90	10	±23	
Army Officers	0	±1	NR	NR	NR		
Navy Enlisted	2	±2	NR	NR	NR		
E1 – E4	3	±4	NR	NR	NR		
Navy Officers	0	±1	NR	NR	NR		
Marine Corps Enlisted	1	±2	NR	NR	NR		
E1 – E4	2	±3	NR	NR	NR		
Marine Corps Officers	0	±1	NR	NR	NR		
Air Force Enlisted	0	±1	NR	NR	NR		
E1 – E4	1	±1	NR	NR	NR		
Air Force Officers	0	±1	NR	NR	NR		
<b>MALES</b>							
Total	0	±1	NR	NR	14	±23	
Army	0	±1	NR	NR	NR		
Navy	1	±1	NR	NR	NR		
Marine Corps	0	±1	NR	NR	NR		
Air Force	0	±1	NR	NR	NR		
Enlisted	0	±1	NR	NR	14	±23	
E1 – E4	1	±1	NR	NR	NR		
E5 – E9	0	±1	NR	NR	NR		
Officers	0	±0	NR	NR	NR		
O1 – O3	0	±1	NR	NR	NR		
O4 – O6	NA		NA	NA	NA		
Experienced USC	19	±10	NR	NR	14	±23	
Not Experienced USC	NA		NA	NA	NA		
Experienced SH	4	±3	NR	NR	NR		
Not Experienced SH	0	±1	NR	NR	NR		
Deployed Past 12 Months	0	±1	NR	NR	NR		
Not Deployed Past 12 Months	0	±1	NR	NR	13	±25	
Army Enlisted	0	±1	NR	NR	NR		
E1 – E4	0	±1	NR	NR	NR		
Army Officers	0	±1	NR	NR	NR		
Navy Enlisted	1	±1	NR	NR	NR		
E1 – E4	2	±2	NR	NR	NR		
Navy Officers	0	±1	NR	NR	NR		
Marine Corps Enlisted	0	±1	NR	NR	NR		
E1 – E4	0	±1	NR	NR	NR		
Marine Corps Officers	NA		NA	NA	NA		
Air Force Enlisted	0	±1	NR	NR	NR		
E1 – E4	0	±1	NR	NR	NR		
Air Force Officers	NA		NA	NA	NA		

NR: Not reportable

NA: Not applicable

**73. As a result of reporting the situation, did you...****d. Get placed on a legal hold?**

1. Yes

2. No

3. Don't know

	Percent Responding		Percentages			Max ME	Percentage Reporting Yes
			1	2	3		
<b>TOTAL</b>	0	±1	16	74	9	±24	■
<b>Army</b>	0	±1	1	97	2	±11	
<b>Navy</b>	1	±1	NR	NR	NR		
<b>Marine Corps</b>	0	±1	NR	NR	NR		
<b>Air Force</b>	0	±1	NR	NR	NR		
<b>PAYGRADE</b>							
<b>Enlisted</b>	1	±1	16	74	10	±24	■
<b>E1 – E4</b>	1	±1	NR	NR	13	±20	
E1 – E3	1	±1	NR	NR	NR		
E4	1	±1	NR	NR	NR		
<b>E5 – E9</b>	0	±1	NR	NR	1	±6	
E5 – E6	0	±1	NR	NR	1	±7	
E7 – E9	0	±1	NR	NR	NR		
<b>Officers</b>	0	±0	NR	NR	NR		
<b>W1 – W5</b>	0	±1	NR	NR	NR		
<b>O1 – O3</b>	0	±1	NR	NR	NR		
<b>O4 – O6</b>	0	±0	NR	NR	NR		
<b>DEPLOYMENT</b>							
<b>Deployed Past 12 Months</b>	0	±1	NR	NR	NR		
<b>Not Deployed Past 12 Months</b>	1	±1	NR	72	10	±23	
<b>RACE/ETHNICITY</b>							
<b>Non-Hispanic White</b>	0	±1	NR	NR	NR		
<b>Total Minority</b>	1	±1	8	87	5	±21	■
Non-Hispanic Black	1	±1	NR	NR	NR		
Hispanic	1	±1	NR	NR	NR		
<b>EXPERIENCED BEHAVIORS</b>							
<b>Experienced USC</b>	18	±6	16	74	9	±24	■
<b>Not Experienced USC</b>	NA		NA	NA	NA		
<b>Experienced SH</b>	3	±2	NR	72	12	±24	
<b>Not Experienced SH</b>	0	±1	NR	NR	NR		
<b>FEMALES</b>							
<b>Total</b>	1	±1	1	91	8	±13	
<b>Army</b>	2	±1	NR	97	3	±16	
<b>Navy</b>	1	±2	NR	NR	NR		
<b>Marine Corps</b>	1	±2	2	NR	NR	±8	
<b>Air Force</b>	0	±1	NR	NR	NR		
<b>Enlisted</b>	1	±1	1	90	8	±13	
<b>E1 – E4</b>	2	±1	1	89	10	±17	
<b>E5 – E9</b>	1	±1	NR	96	4	±18	
<b>Officers</b>	0	±1	NR	NR	NR		
<b>O1 – O3</b>	0	±1	NR	NR	NR		
<b>O4 – O6</b>	0	±1	NR	NR	NR		

Note. Percent responding are Service members who answered the question, who experienced unwanted sexual contact (Q56), and who made an unrestricted report or were not sure whether their report was restricted or unrestricted (Q69).

NR: Not reportable

NA: Not applicable

73d. Continued	Percent Responding		Percentages			Max ME	Percentage Reporting Yes
			1	2	3		
<b>FEMALES (CONTINUED)</b>							
Experienced USC	16	±6	1	91	8	±13	
Not Experienced USC	NA		NA	NA	NA		
Experienced SH	3	±1	2	88	11	±14	
Not Experienced SH	0	±1	NR	NR	NR		
Deployed Past 12 Months	1	±1	NR	NR	NR		
Not Deployed Past 12 Months	1	±1	2	90	9	±16	
Army Enlisted	2	±1	NR	97	3	±16	
E1 – E4	3	±2	NR	NR	NR		
Army Officers	0	±1	NR	NR	NR		
Navy Enlisted	2	±2	NR	NR	NR		
E1 – E4	3	±4	NR	NR	NR		
Navy Officers	0	±1	NR	NR	NR		
Marine Corps Enlisted	1	±2	NR	NR	NR		
E1 – E4	2	±3	NR	NR	NR		
Marine Corps Officers	0	±1	NR	NR	NR		
Air Force Enlisted	0	±1	NR	NR	NR		
E1 – E4	1	±1	NR	NR	NR		
Air Force Officers	0	±1	NR	NR	NR		
<b>MALES</b>							
Total	0	±1	NR	NR	NR		
Army	0	±1	NR	NR	NR		
Navy	1	±1	NR	NR	NR		
Marine Corps	0	±1	NR	NR	NR		
Air Force	0	±1	NR	NR	NR		
Enlisted	0	±1	NR	NR	NR		
E1 – E4	1	±1	NR	NR	NR		
E5 – E9	0	±1	NR	NR	NR		
Officers	0	±0	NR	NR	NR		
O1 – O3	0	±1	NR	NR	NR		
O4 – O6	NA		NA	NA	NA		
Experienced USC	19	±10	NR	NR	NR		
Not Experienced USC	NA		NA	NA	NA		
Experienced SH	4	±3	NR	NR	NR		
Not Experienced SH	0	±1	NR	NR	NR		
Deployed Past 12 Months	0	±1	NR	NR	NR		
Not Deployed Past 12 Months	0	±1	NR	NR	NR		
Army Enlisted	0	±1	NR	NR	NR		
E1 – E4	0	±1	NR	NR	NR		
Army Officers	0	±1	NR	NR	NR		
Navy Enlisted	1	±1	NR	NR	NR		
E1 – E4	2	±2	NR	NR	NR		
Navy Officers	0	±1	NR	NR	NR		
Marine Corps Enlisted	0	±1	NR	NR	NR		
E1 – E4	0	±1	NR	NR	NR		
Marine Corps Officers	NA		NA	NA	NA		
Air Force Enlisted	0	±1	NR	NR	NR		
E1 – E4	0	±1	NR	NR	NR		
Air Force Officers	NA		NA	NA	NA		

NR: Not reportable

NA: Not applicable

**73. As a result of reporting the situation, did you...**

**e. Get an involuntary transfer to a different assignment?**

1. Yes

2. No

3. Don't know

	Percent Responding		Percentages			Max ME	Percentage Reporting Yes
			1	2	3		
<b>TOTAL</b>	0	±1	23	69	8	±22	
<b>Army</b>	0	±1	4	96	NR	±12	
<b>Navy</b>	1	±1	NR	NR	NR		
<b>Marine Corps</b>	0	±1	NR	NR	NR		
<b>Air Force</b>	0	±1	NR	NR	NR		
<b>PAYGRADE</b>							
<b>Enlisted</b>	1	±1	23	69	8	±23	
<b>E1 – E4</b>	1	±1	NR	NR	10	±22	
E1 – E3	1	±1	NR	NR	NR		
E4	1	±1	NR	NR	NR		
<b>E5 – E9</b>	0	±1	NR	NR	1	±7	
E5 – E6	0	±1	NR	NR	1	±7	
E7 – E9	0	±1	NR	NR	NR		
<b>Officers</b>	0	±0	NR	NR	NR		
<b>W1 – W5</b>	0	±1	NR	NR	NR		
<b>O1 – O3</b>	0	±1	NR	NR	NR		
<b>O4 – O6</b>	0	±0	NR	NR	NR		
<b>DEPLOYMENT</b>							
<b>Deployed Past 12 Months</b>	0	±1	NR	NR	NR		
<b>Not Deployed Past 12 Months</b>	1	±1	26	65	8	±24	
<b>RACE/ETHNICITY</b>							
<b>Non-Hispanic White</b>	0	±1	NR	NR	NR		
<b>Total Minority</b>	1	±1	18	NR	5	±25	
Non-Hispanic Black	1	±1	NR	NR	NR		
Hispanic	1	±1	NR	NR	NR		
<b>EXPERIENCED BEHAVIORS</b>							
<b>Experienced USC</b>	18	±6	23	69	8	±22	
<b>Not Experienced USC</b>	NA		NA	NA	NA		
<b>Experienced SH</b>	3	±2	NR	65	10	±23	
<b>Not Experienced SH</b>	0	±1	NR	NR	NR		
<b>FEMALES</b>							
<b>Total</b>	1	±1	8	89	3	±14	
<b>Army</b>	2	±1	7	93	NR	±18	
<b>Navy</b>	1	±2	NR	NR	NR		
<b>Marine Corps</b>	1	±2	NR	NR	NR		
<b>Air Force</b>	0	±1	NR	NR	NR		
<b>Enlisted</b>	1	±1	8	89	3	±14	
<b>E1 – E4</b>	2	±1	10	87	3	±17	
<b>E5 – E9</b>	0	±1	NR	NR	NR		
<b>Officers</b>	0	±1	NR	NR	NR		
<b>O1 – O3</b>	0	±1	NR	NR	NR		
<b>O4 – O6</b>	0	±1	NR	NR	NR		

Note. Percent responding are Service members who answered the question, who experienced unwanted sexual contact (Q56), and who made an unrestricted report or were not sure whether their report was restricted or unrestricted (Q69).

NR: Not reportable

NA: Not applicable

73e. Continued	Percent Responding		Percentages			Max ME	Percentage Reporting Yes
			1	2	3		
<b>FEMALES (CONTINUED)</b>							
Experienced USC	16	±6	8	89	3	±14	■
Not Experienced USC	NA		NA	NA	NA		
Experienced SH	3	±1	10	86	4	±15	■
Not Experienced SH	0	±1	NR	NR	NR		
Deployed Past 12 Months	1	±1	NR	NR	NR		
Not Deployed Past 12 Months	1	±1	10	87	4	±17	■
Army Enlisted	2	±1	7	93	NR	±18	■
E1 – E4	3	±2	10	90	NR	±23	■
Army Officers	0	±1	NR	NR	NR		
Navy Enlisted	2	±2	NR	NR	NR		
E1 – E4	3	±4	NR	NR	NR		
Navy Officers	0	±1	NR	NR	NR		
Marine Corps Enlisted	1	±2	NR	NR	NR		
E1 – E4	2	±3	NR	NR	NR		
Marine Corps Officers	0	±1	NR	NR	NR		
Air Force Enlisted	0	±1	NR	NR	NR		
E1 – E4	1	±1	NR	NR	NR		
Air Force Officers	0	±1	NR	NR	NR		
<b>MALES</b>							
Total	0	±1	NR	NR	NR		
Army	0	±1	NR	NR	NR		
Navy	1	±1	NR	NR	NR		
Marine Corps	0	±1	NR	NR	NR		
Air Force	0	±1	NR	NR	NR		
Enlisted	0	±1	NR	NR	NR		
E1 – E4	1	±1	NR	NR	NR		
E5 – E9	0	±1	NR	NR	NR		
Officers	0	±0	NR	NR	NR		
O1 – O3	0	±1	NR	NR	NR		
O4 – O6	NA		NA	NA	NA		
Experienced USC	19	±10	NR	NR	NR		
Not Experienced USC	NA		NA	NA	NA		
Experienced SH	4	±3	NR	NR	NR		
Not Experienced SH	0	±1	NR	NR	NR		
Deployed Past 12 Months	0	±1	NR	NR	NR		
Not Deployed Past 12 Months	0	±1	NR	NR	NR		
Army Enlisted	0	±1	NR	NR	NR		
E1 – E4	0	±1	NR	NR	NR		
Army Officers	0	±1	NR	NR	NR		
Navy Enlisted	1	±1	NR	NR	NR		
E1 – E4	2	±2	NR	NR	NR		
Navy Officers	0	±1	NR	NR	NR		
Marine Corps Enlisted	0	±1	NR	NR	NR		
E1 – E4	0	±1	NR	NR	NR		
Marine Corps Officers	NA		NA	NA	NA		
Air Force Enlisted	0	±1	NR	NR	NR		
E1 – E4	0	±1	NR	NR	NR		
Air Force Officers	NA		NA	NA	NA		

NR: Not reportable

NA: Not applicable

**73. As a result of reporting the situation, did you...****f. Get a requested transfer to a different assignment?**

1. Yes

2. No

3. Don't know

	Percent Responding		Percentages			Max ME	Percentage Reporting Yes
			1	2	3		
<b>TOTAL</b>	0	±1	24	69	7	±22	
<b>Army</b>	0	±1	7	93	NR	±12	
<b>Navy</b>	1	±1	NR	NR	NR		
<b>Marine Corps</b>	0	±1	NR	NR	NR		
<b>Air Force</b>	0	±1	NR	NR	NR		
<b>PAYGRADE</b>							
<b>Enlisted</b>	1	±1	24	69	7	±22	
<b>E1 – E4</b>	1	±1	NR	NR	10	±22	
E1 – E3	1	±1	NR	NR	NR		
E4	1	±1	NR	NR	NR		
<b>E5 – E9</b>	0	±1	NR	NR	NR		
E5 – E6	0	±1	NR	NR	NR		
E7 – E9	0	±1	NR	NR	NR		
<b>Officers</b>	0	±0	NR	NR	NR		
<b>W1 – W5</b>	0	±1	NR	NR	NR		
<b>O1 – O3</b>	0	±1	NR	NR	NR		
<b>O4 – O6</b>	0	±0	NR	NR	NR		
<b>DEPLOYMENT</b>							
<b>Deployed Past 12 Months</b>	0	±1	9	91	NR	±23	
<b>Not Deployed Past 12 Months</b>	1	±1	26	66	8	±24	
<b>RACE/ETHNICITY</b>							
<b>Non-Hispanic White</b>	0	±1	NR	NR	NR		
<b>Total Minority</b>	1	±1	NR	NR	NR		
Non-Hispanic Black	1	±1	NR	NR	NR		
Hispanic	1	±1	NR	NR	NR		
<b>EXPERIENCED BEHAVIORS</b>							
<b>Experienced USC</b>	18	±6	24	69	7	±22	
<b>Not Experienced USC</b>	NA		NA	NA	NA		
<b>Experienced SH</b>	3	±2	NR	65	9	±23	
<b>Not Experienced SH</b>	0	±1	NR	NR	NR		
<b>FEMALES</b>							
<b>Total</b>	1	±1	10	88	2	±12	
<b>Army</b>	2	±1	9	91	NR	±17	
<b>Navy</b>	1	±2	NR	NR	NR		
<b>Marine Corps</b>	1	±2	NR	NR	NR		
<b>Air Force</b>	0	±1	NR	NR	NR		
<b>Enlisted</b>	1	±1	10	88	2	±12	
<b>E1 – E4</b>	2	±1	10	88	3	±15	
<b>E5 – E9</b>	1	±1	13	87	NR	±21	
<b>Officers</b>	0	±1	NR	NR	NR		
<b>O1 – O3</b>	0	±1	NR	NR	NR		
<b>O4 – O6</b>	0	±1	NR	NR	NR		

Note. Percent responding are Service members who answered the question, who experienced unwanted sexual contact (Q56), and who made an unrestricted report or were not sure whether their report was restricted or unrestricted (Q69).

NR: Not reportable

NA: Not applicable

73f. Continued	Percent Responding		Percentages			Max ME	Percentage Reporting Yes
			1	2	3		
<b>FEMALES (CONTINUED)</b>							
Experienced USC	16	±6	10	88	2	±12	■
Not Experienced USC	NA		NA	NA	NA		
Experienced SH	3	±1	13	85	3	±14	■
Not Experienced SH	0	±1	NR	NR	NR		
Deployed Past 12 Months	1	±1	NR	NR	NR		
Not Deployed Past 12 Months	1	±1	9	88	3	±14	■
Army Enlisted	2	±1	9	91	NR	±17	■
E1 – E4	3	±2	NR	NR	NR		
Army Officers	0	±1	NR	NR	NR		
Navy Enlisted	2	±2	NR	NR	NR		
E1 – E4	3	±4	NR	NR	NR		
Navy Officers	0	±1	NR	NR	NR		
Marine Corps Enlisted	1	±2	NR	NR	NR		
E1 – E4	2	±3	NR	NR	NR		
Marine Corps Officers	0	±1	NR	NR	NR		
Air Force Enlisted	0	±1	NR	NR	NR		
E1 – E4	1	±1	NR	NR	NR		
Air Force Officers	0	±1	NR	NR	NR		
<b>MALES</b>							
Total	0	±1	NR	NR	NR		
Army	0	±1	NR	NR	NR		
Navy	1	±1	NR	NR	NR		
Marine Corps	0	±1	NR	NR	NR		
Air Force	0	±1	NR	NR	NR		
Enlisted	0	±1	NR	NR	NR		
E1 – E4	1	±1	NR	NR	NR		
E5 – E9	0	±1	NR	NR	NR		
Officers	0	±0	NR	NR	NR		
O1 – O3	0	±1	NR	NR	NR		
O4 – O6	NA		NA	NA	NA		
Experienced USC	19	±10	NR	NR	NR		
Not Experienced USC	NA		NA	NA	NA		
Experienced SH	4	±3	NR	NR	NR		
Not Experienced SH	0	±1	NR	NR	NR		
Deployed Past 12 Months	0	±1	NR	NR	NR		
Not Deployed Past 12 Months	0	±1	NR	NR	NR		
Army Enlisted	0	±1	NR	NR	NR		
E1 – E4	0	±1	NR	NR	NR		
Army Officers	0	±1	NR	NR	NR		
Navy Enlisted	1	±1	NR	NR	NR		
E1 – E4	2	±2	NR	NR	NR		
Navy Officers	0	±1	NR	NR	NR		
Marine Corps Enlisted	0	±1	NR	NR	NR		
E1 – E4	0	±1	NR	NR	NR		
Marine Corps Officers	NA		NA	NA	NA		
Air Force Enlisted	0	±1	NR	NR	NR		
E1 – E4	0	±1	NR	NR	NR		
Air Force Officers	NA		NA	NA	NA		

NR: Not reportable

NA: Not applicable

**73. As a result of reporting the situation, did you...****g. Feel you were overprotected (e.g., smothered or treated like a child)?**

1. Yes

2. No

3. Don't know

	Percent Responding		Percentages			Max ME	Percentage Reporting Yes
			1	2	3		
<b>TOTAL</b>	0	±1	25	7	68	±22	
<b>Army</b>	0	±1	5	NR	95	±11	
<b>Navy</b>	1	±1	NR	NR	NR	±0	
<b>Marine Corps</b>	0	±1	NR	NR	NR	±0	
<b>Air Force</b>	0	±1	NR	NR	NR	±0	
<b>PAYGRADE</b>							
<b>Enlisted</b>	1	±1	25	7	68	±22	
<b>E1 – E4</b>	1	±1	NR	10	NR	±22	
E1 – E3	1	±1	NR	NR	NR	±0	
E4	1	±1	NR	NR	NR	±0	
<b>E5 – E9</b>	0	±1	NR	NR	NR	±0	
E5 – E6	0	±1	NR	NR	NR	±0	
E7 – E9	0	±1	NR	NR	NR		
<b>Officers</b>	0	±0	NR	NR	NR	±0	
<b>W1 – W5</b>	0	±1	NR	NR	NR		
<b>O1 – O3</b>	0	±1	NR	NR	NR		
<b>O4 – O6</b>	0	±0	NR	NR	NR		
<b>DEPLOYMENT</b>							
<b>Deployed Past 12 Months</b>	0	±1	8	NR	92	±22	
<b>Not Deployed Past 12 Months</b>	1	±1	27	8	65	±24	
<b>RACE/ETHNICITY</b>							
<b>Non-Hispanic White</b>	0	±1	NR	NR	NR	±0	
<b>Total Minority</b>	1	±1	NR	NR	NR	±0	
Non-Hispanic Black	1	±1	NR	NR	NR	±0	
Hispanic	1	±1	NR	NR	NR	±0	
<b>EXPERIENCED BEHAVIORS</b>							
<b>Experienced USC</b>	18	±6	25	7	68	±22	
<b>Not Experienced USC</b>	NA		NA	NA	NA		
<b>Experienced SH</b>	3	±2	NR	9	63	±23	
<b>Not Experienced SH</b>	0	±1	NR	NR	NR	±0	
<b>FEMALES</b>							
<b>Total</b>	1	±1	6	2	92	±12	
<b>Army</b>	2	±1	9	NR	91	±16	
<b>Navy</b>	1	±2	NR	NR	NR	±0	
<b>Marine Corps</b>	1	±2	2	NR	98	±8	
<b>Air Force</b>	0	±1	NR	NR	NR	±0	
<b>Enlisted</b>	1	±1	6	2	92	±12	
<b>E1 – E4</b>	2	±1	5	3	92	±15	
<b>E5 – E9</b>	0	±1	NR	NR	NR	±0	
<b>Officers</b>	0	±1	NR	NR	NR		
<b>O1 – O3</b>	0	±1	NR	NR	NR		
<b>O4 – O6</b>	0	±1	NR	NR	NR		

Note. Percent responding are Service members who answered the question, who experienced unwanted sexual contact (Q56), and who made an unrestricted report or were not sure whether their report was restricted or unrestricted (Q69).

NR: Not reportable

NA: Not applicable



73g. Continued	Percent Responding		Percentages			Max ME	Percentage Reporting Yes
			1	2	3		
<b>FEMALES (CONTINUED)</b>							
Experienced USC	16	±6	6	2	92	±12	
Not Experienced USC	NA		NA	NA	NA		
Experienced SH	3	±1	8	3	89	±14	
Not Experienced SH	0	±1	NR	NR	NR		
Deployed Past 12 Months	1	±1	NR	NR	NR	±0	
Not Deployed Past 12 Months	1	±1	5	3	93	±14	
Army Enlisted	2	±1	9	NR	91	±16	
E1 – E4	3	±2	7	NR	93	±19	
Army Officers	0	±1	NR	NR	NR		
Navy Enlisted	2	±2	NR	NR	NR	±0	
E1 – E4	3	±4	NR	NR	NR	±0	
Navy Officers	0	±1	NR	NR	NR		
Marine Corps Enlisted	1	±2	NR	NR	NR	±0	
E1 – E4	2	±3	NR	NR	NR	±0	
Marine Corps Officers	0	±1	NR	NR	NR		
Air Force Enlisted	0	±1	NR	NR	NR	±0	
E1 – E4	1	±1	NR	NR	NR	±0	
Air Force Officers	0	±1	NR	NR	NR		
<b>MALES</b>							
Total	0	±1	NR	NR	NR	±0	
Army	0	±1	NR	NR	NR	±0	
Navy	1	±1	NR	NR	NR	±0	
Marine Corps	0	±1	NR	NR	NR		
Air Force	0	±1	NR	NR	NR	±0	
Enlisted	0	±1	NR	NR	NR	±0	
E1 – E4	1	±1	NR	NR	NR	±0	
E5 – E9	0	±1	NR	NR	NR	±0	
Officers	0	±0	NR	NR	NR		
O1 – O3	0	±1	NR	NR	NR		
O4 – O6	NA		NA	NA	NA		
Experienced USC	19	±10	NR	NR	NR	±0	
Not Experienced USC	NA		NA	NA	NA		
Experienced SH	4	±3	NR	NR	NR	±0	
Not Experienced SH	0	±1	NR	NR	NR		
Deployed Past 12 Months	0	±1	NR	NR	NR		
Not Deployed Past 12 Months	0	±1	NR	NR	NR	±0	
Army Enlisted	0	±1	NR	NR	NR		
E1 – E4	0	±1	NR	NR	NR		
Army Officers	0	±1	NR	NR	NR		
Navy Enlisted	1	±1	NR	NR	NR	±0	
E1 – E4	2	±2	NR	NR	NR		
Navy Officers	0	±1	NR	NR	NR		
Marine Corps Enlisted	0	±1	NR	NR	NR		
E1 – E4	0	±1	NR	NR	NR		
Marine Corps Officers	NA		NA	NA	NA		
Air Force Enlisted	0	±1	NR	NR	NR	±0	
E1 – E4	0	±1	NR	NR	NR		
Air Force Officers	NA		NA	NA	NA		

NR: Not reportable

NA: Not applicable

**73. What types of retaliation did you experience as a result of reporting the situation? Constructed from Q73a-b.**

1. Professional retaliation
2. Both professional and social retaliation
3. Social retaliation
4. Neither professional nor social retaliation

	Percent Responding		Percentages				Max ME
			1	2	3	4	
<b>TOTAL</b>	0	±1	8	37	7	48	±21
<b>Army</b>	0	±1	4	24	10	NR	±21
<b>Navy</b>	1	±1	NR	NR	1	NR	±8
<b>Marine Corps</b>	0	±1	NR	NR	3	NR	±17
<b>Air Force</b>	0	±1	NR	NR	NR	NR	
<b>PAYGRADE</b>							
<b>Enlisted</b>	0	±1	7	38	7	NR	±21
<b>E1 – E4</b>	1	±1	1	NR	9	NR	±11
E1 – E3	1	±1	NR	NR	15	NR	±24
E4	1	±1	1	NR	5	NR	±11
<b>E5 – E9</b>	0	±1	NR	NR	3	NR	±9
E5 – E6	0	±1	NR	NR	3	NR	±10
E7 – E9	0	±1	NR	NR	NR	NR	
<b>Officers</b>	0	±0	NR	NR	NR	NR	
<b>W1 – W5</b>	0	±1	NR	NR	NR	NR	
<b>O1 – O3</b>	0	±1	NR	NR	NR	NR	
<b>O4 – O6</b>	0	±0	NR	NR	NR	NR	
<b>DEPLOYMENT</b>							
<b>Deployed Past 12 Months</b>	0	±1	NR	15	13	NR	±24
<b>Not Deployed Past 12 Months</b>	1	±1	3	NR	6	NR	±9
<b>RACE/ETHNICITY</b>							
<b>Non-Hispanic White</b>	0	±1	NR	NR	15	17	±17
<b>Total Minority</b>	1	±1	5	25	1	NR	±25
Non-Hispanic Black	1	±1	NR	NR	4	NR	±14
Hispanic	1	±1	NR	NR	NR	NR	
<b>EXPERIENCED BEHAVIORS</b>							
<b>Experienced USC</b>	16	±6	8	37	7	48	±21
<b>Not Experienced USC</b>	NA		NA	NA	NA	NA	
<b>Experienced SH</b>	3	±2	8	NR	8	40	±22
<b>Not Experienced SH</b>	0	±1	NR	NR	NR	NR	
<b>FEMALES</b>							
<b>Total</b>	1	±1	1	33	18	47	±20
<b>Army</b>	2	±1	2	39	17	42	±20
<b>Navy</b>	1	±2	NR	NR	NR	NR	
<b>Marine Corps</b>	1	±2	NR	NR	NR	NR	
<b>Air Force</b>	0	±1	NR	NR	NR	NR	
<b>Enlisted</b>	1	±1	1	34	18	47	±21
<b>E1 – E4</b>	2	±1	1	36	21	NR	±22
<b>E5 – E9</b>	1	±1	NR	NR	11	NR	±24
<b>Officers</b>	0	±1	NR	NR	NR	NR	
<b>O1 – O3</b>	0	±1	NR	NR	NR	NR	
<b>O4 – O6</b>	0	±1	NR	NR	NR	NR	

Note. Percent responding are Service members who answered the question, who experienced unwanted sexual contact (Q56), and who made an unrestricted report or were not sure whether their report was restricted or unrestricted (Q69). Members who indicated they did not or they did not know if they experienced professional and social retaliation for reporting are included in the "Neither professional nor social retaliation" category.

NR: Not reportable

NA: Not applicable

73. Continued	Percent Responding		Percentages				Max ME
			1	2	3	4	
<b>FEMALES (CONTINUED)</b>							
Experienced USC	16	±6	1	33	18	47	±20
Not Experienced USC	NA		NA	NA	NA	NA	
Experienced SH	3	±1	1	43	21	35	±16
Not Experienced SH	0	±1	NR	NR	NR	NR	
Deployed Past 12 Months	1	±1	NR	NR	NR	NR	
Not Deployed Past 12 Months	1	±1	NR	36	18	NR	±22
Army Enlisted	2	±1	2	39	18	41	±20
E1 – E4	3	±2	3	NR	19	NR	±24
Army Officers	0	±1	NR	NR	NR	NR	
Navy Enlisted	2	±2	NR	NR	NR	NR	
E1 – E4	3	±4	NR	NR	NR	NR	
Navy Officers	0	±1	NR	NR	NR	NR	
Marine Corps Enlisted	1	±2	NR	NR	NR	NR	
E1 – E4	2	±3	NR	NR	NR	NR	
Marine Corps Officers	0	±1	NR	NR	NR	NR	
Air Force Enlisted	0	±1	NR	NR	NR	NR	
E1 – E4	1	±1	NR	NR	NR	NR	
Air Force Officers	0	±1	NR	NR	NR	NR	
<b>MALES</b>							
Total	0	±1	12	NR	NR	NR	±20
Army	0	±1	NR	NR	NR	NR	
Navy	1	±1	NR	NR	NR	NR	
Marine Corps	0	±1	NR	NR	NR	NR	
Air Force	0	±1	NR	NR	NR	NR	
Enlisted	0	±1	11	NR	NR	NR	±21
E1 – E4	1	±1	NR	NR	NR	NR	
E5 – E9	0	±1	NR	NR	NR	NR	
Officers	0	±0	NR	NR	NR	NR	
O1 – O3	0	±1	NR	NR	NR	NR	
O4 – O6	NA		NA	NA	NA	NA	
Experienced USC	17	±10	12	NR	NR	NR	±20
Not Experienced USC	NA		NA	NA	NA	NA	
Experienced SH	4	±3	NR	NR	NR	NR	
Not Experienced SH	0	±1	NR	NR	NR	NR	
Deployed Past 12 Months	0	±1	NR	NR	NR	NR	
Not Deployed Past 12 Months	0	±1	5	NR	NR	NR	±14
Army Enlisted	0	±1	NR	NR	NR	NR	
E1 – E4	0	±1	NR	NR	NR	NR	
Army Officers	0	±1	NR	NR	NR	NR	
Navy Enlisted	1	±1	NR	NR	NR	NR	
E1 – E4	2	±2	NR	NR	NR	NR	
Navy Officers	0	±1	NR	NR	NR	NR	
Marine Corps Enlisted	0	±1	NR	NR	NR	NR	
E1 – E4	0	±1	NR	NR	NR	NR	
Marine Corps Officers	NA		NA	NA	NA	NA	
Air Force Enlisted	0	±1	NR	NR	NR	NR	
E1 – E4	0	±1	NR	NR	NR	NR	
Air Force Officers	NA		NA	NA	NA	NA	

NR: Not reportable

NA: Not applicable

**74. When you reported the situation were you offered...**

- a. Sexual assault advocacy services (e.g., referrals or offers to accompany/transport you to appointments)?  
 b. Counseling services?  
 c. Medical or forensic services?  
 d. Legal services?

	Percent Responding		Percentages				Max ME
			a	b	c	d	
<b>TOTAL</b>	0	±1	50	54	46	44	±19
<b>Army</b>	0	±1	27	34	25	23	±21
<b>Navy</b>	1	±1	NR	NR	NR	NR	
<b>Marine Corps</b>	0	±1	NR	NR	NR	NR	
<b>Air Force</b>	0	±1	NR	NR	NR	NR	
<b>PAYGRADE</b>							
<b>Enlisted</b>	1	±1	50	53	46	44	±19
<b>E1 – E4</b>	1	±1	63	65	60	NR	±22
E1 – E3	1	±1	76	NR	NR	NR	±25
E4	1	±1	NR	NR	NR	NR	
<b>E5 – E9</b>	0	±1	18	NR	14	13	±20
E5 – E6	0	±1	8	NR	7	9	±21
E7 – E9	0	±1	NR	NR	NR	NR	
<b>Officers</b>	0	±0	NR	NR	NR	NR	
<b>W1 – W5</b>	0	±1	NR	NR	NR	NR	
<b>O1 – O3</b>	0	±1	NR	NR	NR	NR	
<b>O4 – O6</b>	0	±0	NR	NR	NR	NR	
<b>DEPLOYMENT</b>							
<b>Deployed Past 12 Months</b>	0	±1	NR	NR	NR	NR	
<b>Not Deployed Past 12 Months</b>	1	±1	50	53	48	47	±20
<b>RACE/ETHNICITY</b>							
<b>Non-Hispanic White</b>	0	±1	NR	NR	NR	NR	
<b>Total Minority</b>	1	±1	NR	NR	NR	NR	
Non-Hispanic Black	1	±1	NR	NR	NR	NR	
Hispanic	1	±1	NR	NR	NR	NR	
<b>EXPERIENCED BEHAVIORS</b>							
<b>Experienced USC</b>	20	±7	50	54	46	44	±19
<b>Not Experienced USC</b>	NA		NA	NA	NA	NA	
<b>Experienced SH</b>	4	±2	44	50	40	38	±20
<b>Not Experienced SH</b>	0	±1	NR	NR	NR	NR	
<b>FEMALES</b>							
<b>Total</b>	1	±1	49	58	44	41	±19
<b>Army</b>	2	±1	36	47	36	33	±18
<b>Navy</b>	2	±2	NR	NR	NR	NR	
<b>Marine Corps</b>	1	±2	NR	NR	NR	NR	
<b>Air Force</b>	0	±1	NR	NR	NR	NR	
<b>Enlisted</b>	1	±1	48	57	45	42	±20
<b>E1 – E4</b>	3	±2	57	67	55	NR	±21
<b>E5 – E9</b>	1	±1	NR	19	NR	NR	±24
<b>Officers</b>	0	±1	NR	NR	NR	NR	
<b>O1 – O3</b>	0	±1	NR	NR	NR	NR	
<b>O4 – O6</b>	0	±1	NR	NR	NR	NR	

Note. Percent responding are Service members who answered the question, who experienced unwanted sexual contact (Q56), and who discussed/reported the situation to any authority or organization (Q69).

NR: Not reportable

NA: Not applicable

74. Continued	Percent Responding		Percentages				Max ME
			a	b	c	d	
<b>FEMALES (CONTINUED)</b>							
Experienced USC	19	±6	49	58	44	41	±19
Not Experienced USC	NA		NA	NA	NA	NA	
Experienced SH	3	±1	42	54	39	35	±15
Not Experienced SH	0	±1	NR	NR	NR	NR	
Deployed Past 12 Months	1	±1	NR	NR	26	27	±25
Not Deployed Past 12 Months	1	±1	NR	62	NR	NR	±20
Army Enlisted	2	±1	36	48	36	33	±19
E1 – E4	3	±2	46	60	NR	40	±22
Army Officers	0	±1	NR	NR	NR	NR	
Navy Enlisted	2	±2	NR	NR	NR	NR	
E1 – E4	3	±4	NR	NR	NR	NR	
Navy Officers	1	±1	NR	NR	NR	NR	
Marine Corps Enlisted	1	±2	NR	NR	NR	NR	
E1 – E4	2	±3	NR	NR	NR	NR	
Marine Corps Officers	0	±1	NR	NR	NR	NR	
Air Force Enlisted	0	±1	NR	NR	NR	NR	
E1 – E4	1	±1	NR	NR	NR	NR	
Air Force Officers	0	±1	NR	NR	NR	NR	
<b>MALES</b>							
Total	0	±1	NR	NR	NR	NR	
Army	0	±1	NR	NR	NR	NR	
Navy	1	±1	NR	NR	NR	NR	
Marine Corps	0	±1	NR	NR	NR	NR	
Air Force	0	±1	NR	NR	NR	NR	
Enlisted	0	±1	NR	NR	NR	NR	
E1 – E4	1	±1	NR	NR	NR	NR	
E5 – E9	0	±1	NR	NR	NR	NR	
Officers	0	±0	NR	NR	NR	NR	
O1 – O3	0	±1	NR	NR	NR	NR	
O4 – O6	NA		NA	NA	NA	NA	
Experienced USC	20	±10	NR	NR	NR	NR	
Not Experienced USC	NA		NA	NA	NA	NA	
Experienced SH	4	±3	NR	NR	NR	NR	
Not Experienced SH	0	±1	NR	NR	NR	NR	
Deployed Past 12 Months	0	±1	NR	NR	NR	NR	
Not Deployed Past 12 Months	1	±1	NR	NR	NR	NR	
Army Enlisted	0	±1	NR	NR	NR	NR	
E1 – E4	0	±1	NR	NR	NR	NR	
Army Officers	0	±1	NR	NR	NR	NR	
Navy Enlisted	1	±1	NR	NR	NR	NR	
E1 – E4	2	±2	NR	NR	NR	NR	
Navy Officers	0	±1	NR	NR	NR	NR	
Marine Corps Enlisted	0	±1	NR	NR	NR	NR	
E1 – E4	0	±1	NR	NR	NR	NR	
Marine Corps Officers	NA		NA	NA	NA	NA	
Air Force Enlisted	0	±1	NR	NR	NR	NR	
E1 – E4	0	±1	NR	NR	NR	NR	
Air Force Officers	NA		NA	NA	NA	NA	

NR: Not reportable

NA: Not applicable

**75. How soon after the situation occurred did you report (restricted or unrestricted) your experience to any authority or organization?**

1. Within 24 hours  
 2. Within 2-3 days  
 3. Within 4-14 days  
 4. Within 15-30 days  
 5. Within 2 months to less than 1 year  
 6. Within 1 to 3 years of the situation  
 7. Over 3 years after the situation

	Percent Responding		Percentages							Max ME
			1	2	3	4	5	6	7	
<b>TOTAL</b>	0	±1	35	11	10	6	25	1	NR	±20
<b>Army</b>	0	±1	21	15	14	9	NR	3	NR	±17
<b>Navy</b>	1	±1	NR	8	NR	NR	NR	NR	NR	±17
<b>Marine Corps</b>	0	±1	NR	NR	NR	2	NR	NR	NR	±15
<b>Air Force</b>	0	±1	NR	NR	NR	NR	NR	NR	NR	
<b>PAYGRADE</b>										
<b>Enlisted</b>	1	±1	36	11	10	6	26	1	NR	±20
<b>E1 – E4</b>	1	±1	NR	8	12	7	13	1	NR	±20
E1 – E3	1	±1	NR	5	NR	4	7	NR	NR	±22
E4	1	±1	NR	11	8	NR	NR	2	NR	±18
<b>E5 – E9</b>	0	±1	20	16	4	3	NR	1	NR	±21
E5 – E6	0	±1	20	11	4	4	NR	1	NR	±23
E7 – E9	0	±1	NR	NR	NR	NR	NR	NR	NR	
<b>Officers</b>	0	±0	NR	NR	NR	NR	NR	NR	NR	
<b>W1 – W5</b>	0	±1	NR	NR	NR	NR	NR	NR	NR	
<b>O1 – O3</b>	0	±1	2	NR	NR	NR	NR	NR	NR	±9
<b>O4 – O6</b>	0	±0	NR	NR	NR	NR	NR	NR	NR	
<b>DEPLOYMENT</b>										
<b>Deployed Past 12 Months</b>	0	±1	NR	20	6	7	NR	NR	NR	±23
<b>Not Deployed Past 12 Months</b>	1	±1	34	9	10	6	26	0	NR	±23
<b>RACE/ETHNICITY</b>										
<b>Non-Hispanic White</b>	0	±1	27	11	NR	7	15	NR	NR	±22
<b>Total Minority</b>	1	±1	NR	11	5	6	NR	2	2	±17
Non-Hispanic Black	1	±1	21	7	11	NR	NR	2	NR	±24
Hispanic	1	±1	NR	NR	NR	NR	NR	2	NR	±14
<b>EXPERIENCED BEHAVIORS</b>										
<b>Experienced USC</b>	18	±6	35	11	10	6	25	1	NR	±20
<b>Not Experienced USC</b>	NA		NA	NA	NA	NA	NA	NA	NA	
<b>Experienced SH</b>	3	±2	21	12	13	8	31	1	NR	±21
<b>Not Experienced SH</b>	0	±1	NR	NR	NR	2	NR	NR	NR	±13
<b>FEMALES</b>										
<b>Total</b>	1	±1	44	19	15	9	9	3	2	±19
<b>Army</b>	2	±1	31	20	22	13	9	5	NR	±19
<b>Navy</b>	2	±2	NR	NR	NR	NR	3	NR	NR	±16
<b>Marine Corps</b>	1	±2	NR	NR	NR	NR	NR	NR	NR	
<b>Air Force</b>	0	±1	NR	NR	NR	NR	NR	NR	NR	
<b>Enlisted</b>	1	±1	45	18	14	9	10	3	2	±19
<b>E1 – E4</b>	3	±2	NR	18	15	8	10	2	2	±18
<b>E5 – E9</b>	1	±1	NR	15	NR	NR	9	NR	NR	±23
<b>Officers</b>	0	±1	NR	NR	NR	NR	NR	NR	NR	
<b>O1 – O3</b>	0	±1	NR	NR	NR	NR	NR	NR	NR	
<b>O4 – O6</b>	0	±1	NR	NR	NR	NR	NR	NR	NR	

Note. Percent responding are Service members who answered the question, who experienced unwanted sexual contact (Q56), and who discussed/reported the situation to any authority or organization (Q69).

NR: Not reportable

NA: Not applicable

75. Continued	Percent Responding		Percentages							Max ME
			1	2	3	4	5	6	7	
<b>FEMALES (CONTINUED)</b>										
Experienced USC	19	±6	44	19	15	9	9	3	2	±19
Not Experienced USC	NA		NA	NA	NA	NA	NA	NA	NA	
Experienced SH	3	±1	32	24	19	10	10	3	2	±15
Not Experienced SH	0	±1	NR	NR	NR	NR	NR	NR	NR	
Deployed Past 12 Months	1	±1	NR	21	NR	NR	2	NR	NR	±22
Not Deployed Past 12 Months	1	±1	NR	18	16	8	12	1	2	±18
Army Enlisted	2	±1	30	20	23	13	9	5	NR	±19
E1 – E4	3	±2	28	NR	25	12	10	NR	NR	±22
Army Officers	0	±1	NR	NR	NR	NR	NR	NR	NR	
Navy Enlisted	2	±2	NR	NR	NR	NR	3	NR	NR	±17
E1 – E4	3	±4	NR	NR	NR	NR	NR	NR	NR	
Navy Officers	1	±1	NR	NR	NR	NR	NR	NR	NR	
Marine Corps Enlisted	1	±2	NR	NR	NR	NR	NR	NR	NR	
E1 – E4	2	±3	NR	NR	NR	NR	NR	NR	NR	
Marine Corps Officers	0	±1	NR	NR	NR	NR	NR	NR	NR	
Air Force Enlisted	0	±1	NR	NR	NR	NR	NR	NR	NR	
E1 – E4	1	±1	NR	NR	NR	NR	NR	NR	NR	
Air Force Officers	0	±1	NR	NR	NR	NR	NR	NR	NR	
<b>MALES</b>										
Total	0	±1	NR	6	NR	5	NR	NR	NR	±19
Army	0	±1	NR	NR	NR	NR	NR	NR	NR	
Navy	1	±1	NR	NR	NR	NR	NR	NR	NR	
Marine Corps	0	±1	NR	NR	NR	NR	NR	NR	NR	
Air Force	0	±1	NR	NR	NR	NR	NR	NR	NR	
Enlisted	0	±1	NR	6	NR	NR	NR	NR	NR	±13
E1 – E4	1	±1	NR	NR	NR	NR	NR	NR	NR	
E5 – E9	0	±1	NR	NR	NR	NR	NR	NR	NR	
Officers	0	±0	NR	NR	NR	NR	NR	NR	NR	
O1 – O3	0	±1	NR	NR	NR	NR	NR	NR	NR	
O4 – O6	NA		NA	NA	NA	NA	NA	NA	NA	
Experienced USC	18	±9	NR	6	NR	5	NR	NR	NR	±19
Not Experienced USC	NA		NA	NA	NA	NA	NA	NA	NA	
Experienced SH	4	±3	NR	4	NR	NR	NR	NR	NR	±14
Not Experienced SH	0	±1	NR	NR	NR	NR	NR	NR	NR	
Deployed Past 12 Months	0	±1	NR	NR	NR	NR	NR	NR	NR	
Not Deployed Past 12 Months	0	±1	NR	5	NR	5	NR	NR	NR	±21
Army Enlisted	0	±1	NR	NR	NR	NR	NR	NR	NR	
E1 – E4	0	±1	NR	NR	NR	NR	NR	NR	NR	
Army Officers	0	±1	NR	NR	NR	NR	NR	NR	NR	
Navy Enlisted	1	±1	NR	NR	NR	NR	NR	NR	NR	
E1 – E4	1	±2	NR	NR	NR	NR	NR	NR	NR	
Navy Officers	0	±1	NR	NR	NR	NR	NR	NR	NR	
Marine Corps Enlisted	0	±1	NR	NR	NR	NR	NR	NR	NR	
E1 – E4	0	±1	NR	NR	NR	NR	NR	NR	NR	
Marine Corps Officers	NA		NA	NA	NA	NA	NA	NA	NA	
Air Force Enlisted	0	±1	NR	NR	NR	NR	NR	NR	NR	
E1 – E4	0	±1	NR	NR	NR	NR	NR	NR	NR	
Air Force Officers	NA		NA	NA	NA	NA	NA	NA	NA	

NR: Not reportable

NA: Not applicable

**76. What were your reasons for not reporting the situation to any of the installation/Service/DoD individuals or organizations?**

- a. You thought it was not important enough to report.      b. You did not know how to report.      c. You felt uncomfortable making a report.  
d. You did not think anything would be done.      e. You thought you would not be believed.      f. You thought reporting would take too much time and effort.

	Percent Responding		Percentages						Max ME
			a	b	c	d	e	f	
<b>TOTAL</b>	2	±1	55	23	54	47	37	42	±10
<b>Army</b>	2	±1	54	22	60	52	44	49	±17
<b>Navy</b>	2	±1	59	24	51	45	32	38	±16
<b>Marine Corps</b>	1	±1	NR	NR	NR	NR	NR	NR	
<b>Air Force</b>	1	±1	47	18	41	39	25	35	±16
<b>PAYGRADE</b>									
<b>Enlisted</b>	2	±1	55	24	56	49	40	43	±10
<b>E1 – E4</b>	3	±1	59	27	51	48	40	44	±15
E1 – E3	3	±2	64	NR	58	NR	NR	NR	±22
E4	3	±1	55	18	46	44	42	42	±17
<b>E5 – E9</b>	1	±1	50	21	62	51	38	42	±14
E5 – E6	2	±1	51	23	65	52	39	45	±15
E7 – E9	1	±1	NR	5	NR	NR	NR	25	±22
<b>Officers</b>	1	±1	NR	8	34	24	14	28	±20
<b>W1 – W5</b>	1	±1	NR	2	NR	NR	10	NR	±18
<b>O1 – O3</b>	1	±1	63	12	43	25	18	32	±18
<b>O4 – O6</b>	1	±1	NR	2	NR	NR	NR	NR	±16
<b>DEPLOYMENT</b>									
<b>Deployed Past 12 Months</b>	2	±1	53	30	51	51	40	44	±17
<b>Not Deployed Past 12 Months</b>	1	±1	56	17	56	44	36	41	±11
<b>RACE/ETHNICITY</b>									
<b>Non-Hispanic White</b>	2	±1	60	20	54	49	39	46	±15
<b>Total Minority</b>	2	±1	48	27	54	45	35	36	±12
Non-Hispanic Black	2	±1	46	24	46	35	32	42	±15
Hispanic	1	±1	46	NR	71	56	44	29	±21
<b>EXPERIENCED BEHAVIORS</b>									
<b>Experienced USC</b>	69	±7	55	23	54	47	37	42	±10
<b>Not Experienced USC</b>	NA		NA	NA	NA	NA	NA	NA	
<b>Experienced SH</b>	13	±3	57	28	65	59	47	51	±11
<b>Not Experienced SH</b>	1	±1	49	9	25	16	12	18	±20
<b>FEMALES</b>									
<b>Total</b>	5	±1	47	18	58	53	41	36	±9
<b>Army</b>	6	±2	43	15	62	60	48	38	±14
<b>Navy</b>	5	±2	53	19	56	51	38	33	±14
<b>Marine Corps</b>	8	±7	NR	NR	NR	NR	NR	NR	
<b>Air Force</b>	3	±1	51	16	56	40	24	35	±18
<b>Enlisted</b>	5	±1	47	19	58	55	43	36	±9
<b>E1 – E4</b>	7	±2	47	25	56	55	47	41	±13
<b>E5 – E9</b>	4	±1	46	9	62	54	36	29	±11
<b>Officers</b>	2	±1	56	12	NR	29	13	36	±21
<b>O1 – O3</b>	3	±2	NR	16	NR	22	13	NR	±21
<b>O4 – O6</b>	1	±1	NR	NR	NR	NR	NR	NR	

Note. Percent responding are Service members who answered the question, who experienced unwanted sexual contact (Q56), and who did not discuss/report the situation to any authority or organization (Q69).

NR: Not reportable

NA: Not applicable



76. Continued	Percent Responding		Percentages						Max ME
			a	b	c	d	e	f	
<b>FEMALES (CONTINUED)</b>									
Experienced USC	71	±7	47	18	58	53	41	36	±9
Not Experienced USC	NA		NA	NA	NA	NA	NA	NA	
Experienced SH	13	±3	48	21	61	57	44	40	±10
Not Experienced SH	1	±1	45	0	37	28	20	14	±18
Deployed Past 12 Months	7	±2	41	16	48	54	48	29	±16
Not Deployed Past 12 Months	4	±1	51	19	63	52	37	40	±11
Army Enlisted	7	±2	43	15	62	62	51	38	±15
E1 – E4	9	±4	43	17	59	65	55	44	±22
Army Officers	3	±2	NR	11	NR	NR	14	NR	±24
Navy Enlisted	5	±2	51	21	58	53	40	34	±14
E1 – E4	8	±3	52	28	58	49	40	36	±17
Navy Officers	2	±3	NR	NR	NR	NR	NR	NR	
Marine Corps Enlisted	9	±7	NR	NR	NR	NR	NR	NR	
E1 – E4	13	±11	NR	NR	NR	NR	NR	NR	
Marine Corps Officers	3	±2	NR	6	NR	14	14	NR	±22
Air Force Enlisted	3	±1	51	15	56	42	26	34	±19
E1 – E4	3	±2	NR	NR	NR	NR	NR	NR	
Air Force Officers	1	±1	NR	NR	NR	NR	NR	NR	
<b>MALES</b>									
Total	1	±1	59	26	51	44	35	46	±15
Army	2	±1	60	26	59	48	42	55	±24
Navy	1	±1	NR	28	NR	NR	28	40	±25
Marine Corps	1	±1	NR	NR	NR	NR	NR	NR	
Air Force	0	±1	NR	NR	19	NR	NR	NR	±25
Enlisted	1	±1	61	28	54	46	37	48	±16
E1 – E4	2	±1	67	28	NR	42	35	NR	±24
E5 – E9	1	±1	53	28	62	50	40	50	±19
Officers	1	±1	NR	5	NR	21	15	NR	±25
O1 – O3	1	±1	NR	NR	NR	NR	NR	NR	
O4 – O6	1	±1	NR	NR	NR	NR	NR	NR	
Experienced USC	68	±11	59	26	51	44	35	46	±15
Not Experienced USC	NA		NA	NA	NA	NA	NA	NA	
Experienced SH	13	±4	65	34	68	61	50	61	±19
Not Experienced SH	0	±1	NR	12	21	13	10	19	±24
Deployed Past 12 Months	2	±1	58	35	53	50	36	50	±22
Not Deployed Past 12 Months	1	±1	61	15	50	36	35	42	±19
Army Enlisted	2	±1	64	NR	65	NR	NR	60	±21
E1 – E4	3	±2	NR	NR	NR	NR	NR	NR	
Army Officers	1	±2	NR	0	8	NR	5	8	±22
Navy Enlisted	2	±1	NR	NR	NR	NR	NR	NR	
E1 – E4	2	±2	NR	NR	NR	NR	NR	NR	
Navy Officers	0	±1	NR	NR	NR	NR	NR	NR	
Marine Corps Enlisted	1	±1	NR	NR	NR	NR	NR	NR	
E1 – E4	0	±1	NR	NR	NR	NR	NR	NR	
Marine Corps Officers	0	±1	NR	NR	NR	NR	NR	NR	
Air Force Enlisted	1	±1	NR	NR	NR	NR	NR	NR	
E1 – E4	1	±1	NR	NR	NR	NR	NR	NR	
Air Force Officers	0	±1	NR	NR	NR	NR	NR	NR	

NR: Not reportable

NA: Not applicable

**76. What were your reasons for not reporting the situation to any of the installation/Service/DoD individuals or organizations?**

g. You were afraid of retaliation/reprisals from the person(s) who did it or from their friends.

j. You did not want anyone to know.

h. You thought your performance evaluation or chance for promotion would suffer.

k. You feared you or others would be punished for infractions/violations, such as underage drinking or fraternization.

i. You thought you would be labeled a troublemaker.

l. Other

	Percent Responding		Percentages						Max ME
			g	h	i	j	k	l	
<b>TOTAL</b>	2	±1	43	28	47	51	19	13	±9
<b>Army</b>	2	±1	46	29	51	54	23	14	±16
<b>Navy</b>	2	±1	45	33	49	44	10	14	±16
<b>Marine Corps</b>	1	±1	30	13	25	NR	17	4	±23
<b>Air Force</b>	1	±1	36	24	41	55	19	10	±16
<b>PAYGRADE</b>									
<b>Enlisted</b>	2	±1	44	29	47	52	19	12	±10
<b>E1 – E4</b>	3	±1	44	22	47	49	21	7	±15
E1 – E3	3	±2	39	18	NR	NR	NR	8	±20
E4	3	±1	48	24	44	45	18	6	±16
<b>E5 – E9</b>	1	±1	44	38	48	56	16	20	±14
E5 – E6	2	±1	46	38	48	54	17	20	±15
E7 – E9	1	±1	27	NR	NR	68	7	NR	±23
<b>Officers</b>	1	±1	33	27	39	41	13	14	±22
W1 – W5	1	±1	NR	NR	NR	NR	2	NR	±11
O1 – O3	1	±1	45	32	52	59	NR	21	±21
O4 – O6	1	±1	NR	NR	NR	NR	2	4	±18
<b>DEPLOYMENT</b>									
<b>Deployed Past 12 Months</b>	2	±1	42	27	48	56	19	17	±17
<b>Not Deployed Past 12 Months</b>	1	±1	44	30	46	47	18	8	±11
<b>RACE/ETHNICITY</b>									
<b>Non-Hispanic White</b>	2	±1	38	26	43	50	17	12	±15
<b>Total Minority</b>	2	±1	50	31	51	52	20	13	±11
Non-Hispanic Black	2	±1	39	27	40	42	15	13	±15
Hispanic	1	±1	69	47	71	70	25	10	±21
<b>EXPERIENCED BEHAVIORS</b>									
<b>Experienced USC</b>	69	±7	43	28	47	51	19	13	±9
<b>Not Experienced USC</b>	NA		NA	NA	NA	NA	NA	NA	
<b>Experienced SH</b>	13	±3	52	37	60	61	24	12	±11
<b>Not Experienced SH</b>	1	±1	18	6	11	24	3	14	±18
<b>FEMALES</b>									
<b>Total</b>	5	±1	50	31	56	56	17	12	±9
<b>Army</b>	6	±2	57	36	61	56	19	11	±13
<b>Navy</b>	5	±2	53	33	60	57	16	22	±15
<b>Marine Corps</b>	8	±7	NR	10	NR	NR	6	3	±16
<b>Air Force</b>	3	±1	44	31	56	60	20	8	±17
<b>Enlisted</b>	5	±1	49	31	55	55	17	12	±9
E1 – E4	7	±2	53	25	54	54	20	11	±13
E5 – E9	4	±1	43	39	58	57	11	13	±11
<b>Officers</b>	2	±1	58	NR	65	69	NR	17	±20
O1 – O3	3	±2	NR	NR	68	77	NR	NR	±24
O4 – O6	1	±1	NR	NR	NR	NR	NR	NR	

Note. Percent responding are Service members who answered the question, who experienced unwanted sexual contact (Q56), and who did not discuss/report the situation to any authority or organization (Q69).

NR: Not reportable

NA: Not applicable

76. Continued	Percent Responding		Percentages						Max ME
			g	h	i	j	k	l	
<b>FEMALES (CONTINUED)</b>									
Experienced USC	70	±7	50	31	56	56	17	12	±9
Not Experienced USC	NA		NA	NA	NA	NA	NA	NA	
Experienced SH	13	±3	55	35	60	59	20	12	±10
Not Experienced SH	1	±1	16	8	32	37	NR	12	±19
Deployed Past 12 Months	7	±2	61	31	62	53	22	15	±16
Not Deployed Past 12 Months	4	±1	44	32	53	58	15	11	±10
Army Enlisted	7	±2	59	35	61	55	19	10	±14
E1 – E4	9	±4	68	30	63	51	23	8	±19
Army Officers	3	±2	NR	NR	NR	NR	NR	NR	
Navy Enlisted	5	±2	50	30	58	54	12	22	±15
E1 – E4	8	±3	49	25	56	64	19	27	±19
Navy Officers	2	±3	NR	NR	NR	NR	NR	NR	
Marine Corps Enlisted	9	±7	NR	10	NR	NR	6	1	±17
E1 – E4	13	±11	NR	7	NR	NR	5	NR	±16
Marine Corps Officers	3	±2	20	16	22	NR	NR	NR	±24
Air Force Enlisted	3	±1	42	32	54	59	21	8	±19
E1 – E4	3	±2	NR	NR	NR	NR	NR	NR	
Air Force Officers	1	±1	NR	NR	NR	NR	NR	NR	
<b>MALES</b>									
Total	1	±1	38	26	41	47	20	13	±15
Army	2	±1	40	26	45	53	26	16	±24
Navy	1	±1	NR	34	NR	NR	7	9	±24
Marine Corps	1	±1	NR	NR	NR	NR	NR	6	±19
Air Force	0	±1	NR	14	20	NR	NR	NR	±24
Enlisted	1	±1	40	27	42	50	21	13	±16
E1 – E4	2	±1	37	19	43	46	NR	4	±22
E5 – E9	1	±1	44	37	42	55	19	24	±20
Officers	1	±1	16	16	NR	NR	5	13	±23
O1 – O3	1	±1	NR	NR	NR	NR	NR	NR	
O4 – O6	1	±1	NR	NR	NR	NR	NR	NR	
Experienced USC	68	±11	38	26	41	47	20	13	±15
Not Experienced USC	NA		NA	NA	NA	NA	NA	NA	
Experienced SH	13	±4	49	38	60	63	29	12	±20
Not Experienced SH	0	±1	19	6	6	20	3	15	±24
Deployed Past 12 Months	2	±1	33	25	41	58	NR	18	±20
Not Deployed Past 12 Months	1	±1	44	28	40	36	22	6	±19
Army Enlisted	2	±1	44	28	NR	58	NR	17	±21
E1 – E4	3	±2	NR	NR	NR	NR	NR	NR	
Army Officers	1	±2	5	6	NR	8	0	NR	±22
Navy Enlisted	2	±1	NR	NR	NR	NR	7	9	±19
E1 – E4	2	±2	NR	NR	NR	NR	NR	NR	
Navy Officers	0	±1	NR	NR	NR	NR	NR	NR	
Marine Corps Enlisted	1	±1	NR	NR	NR	NR	NR	NR	
E1 – E4	0	±1	NR	NR	NR	NR	NR	NR	
Marine Corps Officers	0	±1	NR	NR	NR	NR	NR	NR	
Air Force Enlisted	1	±1	NR	NR	NR	NR	NR	NR	
E1 – E4	1	±1	NR	NR	NR	NR	NR	NR	
Air Force Officers	0	±1	NR	NR	NR	NR	NR	NR	

NR: Not reportable

NA: Not applicable

**77. Please give your opinion about whether the persons below make honest and reasonable efforts to stop sexual harassment, regardless of what is said officially.**

**a. Senior leadership of your Service**

1. Yes

2. No

3. Don't know

	Percent Responding		Percentages			Max ME	Percentage Reporting Yes
			1	2	3		
<b>TOTAL</b>	96	±1	71	7	22	±2	
<b>Army</b>	95	±1	68	9	23	±3	
<b>Navy</b>	96	±1	69	8	23	±3	
<b>Marine Corps</b>	96	±1	76	5	19	±3	
<b>Air Force</b>	97	±1	76	5	20	±2	
<b>PAYGRADE</b>							
<b>Enlisted</b>	96	±1	69	8	23	±2	
<b>E1 – E4</b>	94	±1	64	9	27	±3	
E1 – E3	95	±2	63	8	28	±4	
E4	94	±2	64	10	26	±3	
<b>E5 – E9</b>	97	±1	73	7	20	±2	
E5 – E6	96	±1	70	8	23	±2	
E7 – E9	98	±1	83	4	13	±2	
<b>Officers</b>	98	±1	82	4	14	±1	
<b>W1 – W5</b>	98	±1	78	4	18	±4	
<b>O1 – O3</b>	98	±1	81	5	15	±2	
<b>O4 – O6</b>	99	±1	85	3	12	±2	
<b>DEPLOYMENT</b>							
<b>Deployed Past 12 Months</b>	95	±1	69	8	23	±2	
<b>Not Deployed Past 12 Months</b>	97	±1	72	6	21	±2	
<b>RACE/ETHNICITY</b>							
<b>Non-Hispanic White</b>	97	±1	74	6	20	±2	
<b>Total Minority</b>	95	±1	67	8	25	±2	
Non-Hispanic Black	95	±2	66	8	26	±3	
Hispanic	95	±2	68	9	24	±4	
<b>EXPERIENCED BEHAVIORS</b>							
<b>Experienced USC</b>	89	±5	46	33	20	±8	
<b>Not Experienced USC</b>	99	±1	72	6	22	±2	
<b>Experienced SH</b>	92	±2	53	24	23	±4	
<b>Not Experienced SH</b>	97	±1	73	5	21	±2	
<b>FEMALES</b>							
<b>Total</b>	95	±1	63	11	26	±2	
<b>Army</b>	93	±2	59	15	25	±3	
<b>Navy</b>	94	±2	63	11	27	±3	
<b>Marine Corps</b>	95	±5	65	12	23	±9	
<b>Air Force</b>	97	±1	67	7	26	±3	
<b>Enlisted</b>	94	±1	61	12	27	±2	
<b>E1 – E4</b>	92	±2	58	14	29	±3	
<b>E5 – E9</b>	96	±1	64	10	26	±3	
<b>Officers</b>	98	±1	72	8	20	±3	
<b>O1 – O3</b>	97	±2	71	8	21	±4	
<b>O4 – O6</b>	98	±1	75	7	19	±3	

Note. Percent responding are Service members who answered the question.

77a. Continued	Percent Responding		Percentages			Max ME	Percentage Reporting Yes
			1	2	3		
<b>FEMALES (CONTINUED)</b>							
Experienced USC	90	±5	47	31	22	±8	
Not Experienced USC	99	±1	64	10	26	±2	
Experienced SH	92	±2	51	21	28	±3	
Not Experienced SH	96	±1	69	6	25	±2	
Deployed Past 12 Months	92	±2	61	14	26	±3	
Not Deployed Past 12 Months	95	±1	64	10	26	±2	
Army Enlisted	92	±2	57	16	27	±3	
E1 – E4	89	±4	57	16	27	±5	
Army Officers	96	±2	68	11	21	±4	
Navy Enlisted	93	±2	60	11	28	±4	
E1 – E4	92	±3	54	14	31	±6	
Navy Officers	98	±2	73	7	20	±6	
Marine Corps Enlisted	94	±5	63	13	24	±10	
E1 – E4	93	±8	61	16	22	±15	
Marine Corps Officers	97	±2	83	7	10	±5	
Air Force Enlisted	96	±2	65	7	28	±4	
E1 – E4	95	±2	61	10	30	±6	
Air Force Officers	98	±1	74	5	20	±4	
<b>MALES</b>							
Total	96	±1	73	6	21	±2	
Army	96	±2	70	8	23	±3	
Navy	97	±1	70	8	22	±3	
Marine Corps	96	±2	76	5	19	±3	
Air Force	97	±1	78	4	18	±2	
Enlisted	96	±1	70	7	23	±2	
E1 – E4	95	±2	65	8	27	±3	
E5 – E9	97	±1	74	6	19	±2	
Officers	98	±1	84	3	13	±1	
O1 – O3	98	±1	83	4	13	±2	
O4 – O6	99	±1	87	3	11	±2	
Experienced USC	88	±8	46	35	19	±12	
Not Experienced USC	99	±1	73	6	21	±2	
Experienced SH	92	±3	55	26	19	±6	
Not Experienced SH	97	±1	74	5	21	±2	
Deployed Past 12 Months	96	±1	70	8	22	±3	
Not Deployed Past 12 Months	97	±1	74	6	20	±2	
Army Enlisted	95	±2	67	8	24	±3	
E1 – E4	94	±3	64	9	27	±6	
Army Officers	98	±1	80	4	16	±2	
Navy Enlisted	96	±2	67	9	24	±3	
E1 – E4	95	±3	55	13	33	±7	
Navy Officers	98	±1	86	3	11	±2	
Marine Corps Enlisted	96	±2	75	5	20	±3	
E1 – E4	96	±2	72	6	23	±5	
Marine Corps Officers	98	±2	90	2	9	±3	
Air Force Enlisted	97	±1	76	4	20	±3	
E1 – E4	97	±2	70	5	24	±5	
Air Force Officers	98	±1	85	4	11	±2	

**77. Please give your opinion about whether the persons below make honest and reasonable efforts to stop sexual harassment, regardless of what is said officially.**

**b. Senior leadership of your installation/ship**

1. Yes

2. No

3. Don't know

	Percent Responding		Percentages			Max ME	Percentage Reporting Yes
			1	2	3		
<b>TOTAL</b>	96	±1	71	7	21	±2	
<b>Army</b>	95	±1	68	8	24	±3	
<b>Navy</b>	96	±1	69	9	22	±3	
<b>Marine Corps</b>	96	±1	74	6	20	±3	
<b>Air Force</b>	97	±1	76	4	19	±2	
<b>PAYGRADE</b>							
<b>Enlisted</b>	96	±1	69	8	23	±2	
<b>E1 – E4</b>	94	±1	64	9	27	±3	
E1 – E3	95	±2	63	8	28	±4	
E4	94	±2	64	10	26	±3	
<b>E5 – E9</b>	97	±1	73	7	20	±2	
E5 – E6	96	±1	69	8	23	±2	
E7 – E9	98	±1	83	4	13	±2	
<b>Officers</b>	98	±1	83	4	14	±1	
<b>W1 – W5</b>	98	±1	79	4	18	±4	
<b>O1 – O3</b>	98	±1	81	4	14	±2	
<b>O4 – O6</b>	99	±1	86	3	12	±2	
<b>DEPLOYMENT</b>							
<b>Deployed Past 12 Months</b>	95	±1	69	9	22	±2	
<b>Not Deployed Past 12 Months</b>	96	±1	72	7	21	±2	
<b>RACE/ETHNICITY</b>							
<b>Non-Hispanic White</b>	97	±1	74	7	20	±2	
<b>Total Minority</b>	95	±1	67	8	24	±2	
Non-Hispanic Black	95	±2	66	8	26	±3	
Hispanic	95	±2	68	9	23	±4	
<b>EXPERIENCED BEHAVIORS</b>							
<b>Experienced USC</b>	89	±5	43	35	22	±8	
<b>Not Experienced USC</b>	99	±1	72	7	21	±2	
<b>Experienced SH</b>	92	±2	52	24	24	±4	
<b>Not Experienced SH</b>	97	±1	73	5	21	±2	
<b>FEMALES</b>							
<b>Total</b>	95	±1	63	11	26	±2	
<b>Army</b>	93	±2	59	14	28	±3	
<b>Navy</b>	94	±2	64	12	25	±3	
<b>Marine Corps</b>	94	±5	62	12	26	±9	
<b>Air Force</b>	97	±1	67	7	25	±3	
<b>Enlisted</b>	94	±1	61	12	27	±2	
<b>E1 – E4</b>	92	±2	58	14	29	±3	
<b>E5 – E9</b>	96	±1	64	10	26	±3	
<b>Officers</b>	98	±1	72	7	20	±3	
<b>O1 – O3</b>	98	±2	71	8	21	±4	
<b>O4 – O6</b>	98	±1	75	6	19	±3	

Note. Percent responding are Service members who answered the question.

77b. Continued	Percent Responding		Percentages			Max ME	Percentage Reporting Yes
			1	2	3		
<b>FEMALES (CONTINUED)</b>							
Experienced USC	90	±5	45	30	25	±8	
Not Experienced USC	99	±1	64	10	26	±2	
Experienced SH	92	±2	51	21	28	±3	
Not Experienced SH	96	±1	69	6	25	±2	
Deployed Past 12 Months	92	±2	62	14	24	±3	
Not Deployed Past 12 Months	95	±1	63	10	27	±2	
Army Enlisted	92	±2	56	14	29	±3	
E1 – E4	89	±4	55	16	29	±5	
Army Officers	97	±2	68	10	21	±4	
Navy Enlisted	93	±2	62	13	25	±4	
E1 – E4	92	±3	57	14	28	±6	
Navy Officers	98	±2	74	6	20	±6	
Marine Corps Enlisted	94	±5	60	13	27	±10	
E1 – E4	93	±8	58	16	27	±15	
Marine Corps Officers	97	±2	81	7	12	±5	
Air Force Enlisted	96	±2	65	8	27	±4	
E1 – E4	95	±2	60	10	29	±6	
Air Force Officers	99	±1	75	5	20	±4	
<b>MALES</b>							
Total	96	±1	73	7	21	±2	
Army	96	±2	69	8	23	±3	
Navy	97	±1	70	9	21	±3	
Marine Corps	96	±1	75	6	19	±3	
Air Force	97	±1	79	4	18	±2	
Enlisted	96	±1	70	7	22	±2	
E1 – E4	95	±2	65	8	27	±3	
E5 – E9	97	±1	74	7	19	±2	
Officers	98	±1	85	3	12	±2	
O1 – O3	98	±1	84	4	13	±2	
O4 – O6	99	±1	87	2	11	±2	
Experienced USC	88	±8	42	38	20	±13	
Not Experienced USC	99	±1	73	6	21	±2	
Experienced SH	92	±3	53	27	20	±6	
Not Experienced SH	97	±1	74	5	21	±2	
Deployed Past 12 Months	96	±1	70	8	22	±3	
Not Deployed Past 12 Months	97	±1	74	6	20	±2	
Army Enlisted	95	±2	67	8	25	±3	
E1 – E4	94	±3	65	9	26	±6	
Army Officers	98	±1	81	3	16	±2	
Navy Enlisted	96	±2	67	10	23	±3	
E1 – E4	95	±3	54	14	32	±7	
Navy Officers	98	±1	87	3	10	±2	
Marine Corps Enlisted	96	±2	73	6	21	±3	
E1 – E4	96	±2	70	6	24	±5	
Marine Corps Officers	98	±2	89	2	9	±4	
Air Force Enlisted	97	±1	76	4	20	±3	
E1 – E4	97	±2	72	4	24	±5	
Air Force Officers	99	±1	86	3	11	±2	

**77. Please give your opinion about whether the persons below make honest and reasonable efforts to stop sexual harassment, regardless of what is said officially.**

**c. Your immediate supervisor**

1. Yes

2. No

3. Don't know

	Percent Responding		Percentages			Max ME	Percentage Reporting Yes
			1	2	3		
<b>TOTAL</b>	96	±1	72	8	20	±2	
<b>Army</b>	95	±1	70	10	20	±2	
<b>Navy</b>	96	±1	69	9	22	±3	
<b>Marine Corps</b>	96	±2	73	8	19	±3	
<b>Air Force</b>	97	±1	77	5	18	±2	
<b>PAYGRADE</b>							
<b>Enlisted</b>	95	±1	70	9	21	±2	
<b>E1 – E4</b>	94	±1	64	11	25	±3	
E1 – E3	94	±2	64	10	26	±4	
E4	94	±2	63	12	25	±3	
<b>E5 – E9</b>	96	±1	74	8	18	±2	
E5 – E6	96	±1	71	9	20	±2	
E7 – E9	98	±1	84	4	12	±2	
<b>Officers</b>	98	±1	83	4	13	±1	
<b>W1 – W5</b>	98	±1	79	5	16	±4	
<b>O1 – O3</b>	98	±1	81	5	15	±2	
<b>O4 – O6</b>	98	±1	87	3	11	±2	
<b>DEPLOYMENT</b>							
<b>Deployed Past 12 Months</b>	95	±1	70	10	20	±2	
<b>Not Deployed Past 12 Months</b>	96	±1	73	7	20	±2	
<b>RACE/ETHNICITY</b>							
<b>Non-Hispanic White</b>	97	±1	74	8	18	±2	
<b>Total Minority</b>	95	±1	68	9	23	±2	
Non-Hispanic Black	95	±2	67	8	24	±3	
Hispanic	95	±2	69	10	21	±4	
<b>EXPERIENCED BEHAVIORS</b>							
<b>Experienced USC</b>	88	±6	47	33	19	±8	
<b>Not Experienced USC</b>	99	±1	73	8	20	±2	
<b>Experienced SH</b>	92	±2	50	28	22	±4	
<b>Not Experienced SH</b>	96	±1	74	6	20	±2	
<b>FEMALES</b>							
<b>Total</b>	94	±1	65	13	22	±2	
<b>Army</b>	93	±2	63	16	21	±3	
<b>Navy</b>	94	±2	62	13	24	±3	
<b>Marine Corps</b>	94	±5	64	17	19	±10	
<b>Air Force</b>	97	±1	70	8	22	±3	
<b>Enlisted</b>	94	±1	64	13	23	±2	
<b>E1 – E4</b>	92	±2	58	17	25	±3	
<b>E5 – E9</b>	95	±1	68	11	21	±3	
<b>Officers</b>	98	±1	72	9	19	±3	
<b>O1 – O3</b>	98	±2	70	10	20	±4	
<b>O4 – O6</b>	98	±1	77	6	16	±3	

Note. Percent responding are Service members who answered the question.



77c. Continued	Percent Responding		Percentages			Max ME	Percentage Reporting Yes
			1	2	3		
<b>FEMALES (CONTINUED)</b>							
Experienced USC	90	±5	46	36	18	±8	
Not Experienced USC	99	±1	67	11	22	±2	
Experienced SH	92	±2	52	25	23	±3	
Not Experienced SH	96	±1	72	7	22	±2	
Deployed Past 12 Months	92	±2	64	15	21	±3	
Not Deployed Past 12 Months	95	±1	66	12	23	±2	
Army Enlisted	92	±2	61	17	22	±3	
E1 – E4	88	±4	57	20	23	±5	
Army Officers	96	±2	70	10	19	±4	
Navy Enlisted	93	±2	61	14	25	±4	
E1 – E4	92	±3	55	17	27	±6	
Navy Officers	98	±2	70	9	21	±6	
Marine Corps Enlisted	94	±5	63	17	20	±11	
E1 – E4	92	±8	60	22	18	±17	
Marine Corps Officers	97	±2	76	11	13	±6	
Air Force Enlisted	96	±2	69	9	23	±4	
E1 – E4	95	±2	62	11	27	±6	
Air Force Officers	99	±1	75	7	18	±4	
<b>MALES</b>							
Total	96	±1	73	8	19	±2	
Army	95	±2	71	9	20	±3	
Navy	96	±1	70	9	22	±3	
Marine Corps	96	±2	74	7	19	±3	
Air Force	97	±1	79	4	17	±2	
Enlisted	96	±1	71	8	21	±2	
E1 – E4	95	±2	65	10	25	±3	
E5 – E9	97	±1	75	7	18	±2	
Officers	98	±1	85	3	12	±1	
O1 – O3	98	±1	83	4	13	±2	
O4 – O6	98	±1	88	2	10	±2	
Experienced USC	87	±8	48	32	20	±12	
Not Experienced USC	99	±1	73	7	19	±2	
Experienced SH	93	±3	48	31	22	±6	
Not Experienced SH	96	±1	75	6	19	±2	
Deployed Past 12 Months	95	±1	71	10	20	±3	
Not Deployed Past 12 Months	97	±1	74	6	19	±2	
Army Enlisted	95	±2	69	11	21	±3	
E1 – E4	94	±3	65	12	23	±6	
Army Officers	98	±1	83	3	14	±2	
Navy Enlisted	96	±2	67	10	24	±3	
E1 – E4	95	±3	54	12	33	±6	
Navy Officers	98	±1	86	3	11	±3	
Marine Corps Enlisted	96	±2	72	8	21	±3	
E1 – E4	95	±2	68	8	24	±5	
Marine Corps Officers	98	±2	89	2	9	±4	
Air Force Enlisted	97	±1	77	5	18	±3	
E1 – E4	97	±2	72	5	23	±5	
Air Force Officers	99	±1	86	3	11	±2	

**78. In your work group, to what extent...**

**a. Would members of your work group feel free to report sexual harassment without fear of reprisals?**

1. Not at all  
4. Large extent

2. Small extent  
5. Very large extent

3. Moderate extent

	Percent Responding		Percentages					Max ME	Average Extent		
			1	2	3	4	5				
<b>TOTAL</b>	96	±1	6	6	18	28	42	±2	3.9	±0.1	
<b>Army</b>	95	±1	7	7	20	28	39	±3	3.9	±0.1	
<b>Navy</b>	96	±1	7	7	17	30	38	±3	3.8	±0.1	
<b>Marine Corps</b>	96	±1	5	5	17	27	46	±3	4.1	±0.1	
<b>Air Force</b>	97	±1	4	6	16	28	47	±2	4.1	±0.1	
<b>PAYGRADE</b>											
<b>Enlisted</b>	95	±1	7	7	19	27	41	±2	3.9	±0.1	
<b>E1 – E4</b>	94	±1	8	8	23	25	37	±3	3.7	±0.1	
E1 – E3	95	±2	8	6	24	24	39	±4	3.8	±0.1	
E4	94	±2	8	9	22	26	35	±3	3.7	±0.1	
<b>E5 – E9</b>	96	±1	6	7	16	29	43	±2	4.0	±0.1	
E5 – E6	96	±1	7	8	17	27	41	±2	3.9	±0.1	
E7 – E9	98	±1	3	3	11	32	51	±2	4.3	±0.1	
<b>Officers</b>	98	±1	2	4	13	34	48	±2	4.2	±0.1	
<b>W1 – W5</b>	97	±1	2	5	13	33	48	±5	4.2	±0.1	
<b>O1 – O3</b>	97	±1	3	5	15	34	43	±2	4.1	±0.1	
<b>O4 – O6</b>	98	±1	1	3	10	34	53	±2	4.3	±0.1	
<b>DEPLOYMENT</b>											
<b>Deployed Past 12 Months</b>	95	±1	6	7	20	28	38	±2	3.8	±0.1	
<b>Not Deployed Past 12 Months</b>	96	±1	6	6	17	28	44	±2	4.0	±0.1	
<b>RACE/ETHNICITY</b>											
<b>Non-Hispanic White</b>	97	±1	5	6	17	29	44	±2	4.0	±0.1	
<b>Total Minority</b>	94	±1	7	8	20	27	38	±2	3.8	±0.1	
Non-Hispanic Black	95	±2	8	7	19	27	38	±3	3.8	±0.1	
Hispanic	94	±2	6	8	21	26	38	±4	3.8	±0.1	
<b>EXPERIENCED BEHAVIORS</b>											
<b>Experienced USC</b>	87	±6	18	20	34	12	16	±9	2.9	±0.3	
<b>Not Experienced USC</b>	99	±1	6	6	17	29	42	±2	4.0	±0.1	
<b>Experienced SH</b>	92	±2	13	23	29	22	14	±3	3.0	±0.1	
<b>Not Experienced SH</b>	96	±1	5	5	17	29	45	±2	4.0	±0.1	
<b>FEMALES</b>											
<b>Total</b>	94	±1	7	14	25	27	27	±2	3.5	±0.1	
<b>Army</b>	92	±2	7	15	28	26	25	±3	3.5	±0.1	
<b>Navy</b>	93	±2	8	15	27	27	24	±3	3.4	±0.1	
<b>Marine Corps</b>	94	±5	5	20	22	28	25	±9	3.5	±0.2	
<b>Air Force</b>	96	±1	6	12	23	28	32	±3	3.7	±0.1	
<b>Enlisted</b>	93	±1	7	15	25	25	27	±2	3.5	±0.1	
<b>E1 – E4</b>	91	±2	9	16	28	23	24	±3	3.4	±0.1	
<b>E5 – E9</b>	95	±1	7	14	23	28	29	±2	3.6	±0.1	
<b>Officers</b>	97	±1	3	10	25	35	27	±3	3.8	±0.1	
<b>O1 – O3</b>	97	±2	3	10	28	35	24	±4	3.7	±0.1	
<b>O4 – O6</b>	98	±1	2	8	20	36	34	±3	3.9	±0.1	

Note. Percent responding are Service members who answered the question.



**78. In your work group, to what extent...**
**b. Would members of your work group feel free to report sexual assault without fear of reprisals?**

 1. Not at all  
4. Large extent

 2. Small extent  
5. Very large extent

3. Moderate extent

	Percent Responding		Percentages					Max ME	Average Extent		
			1	2	3	4	5				
<b>TOTAL</b>	96	±1	6	6	17	28	44	±2	4.0	±0.1	
<b>Army</b>	94	±1	6	6	18	28	41	±3	3.9	±0.1	
<b>Navy</b>	96	±1	7	6	17	28	41	±3	3.9	±0.1	
<b>Marine Corps</b>	96	±1	5	4	15	27	49	±3	4.1	±0.1	
<b>Air Force</b>	97	±1	4	5	14	28	49	±2	4.1	±0.1	
<b>PAYGRADE</b>											
<b>Enlisted</b>	95	±1	6	6	18	27	42	±2	3.9	±0.1	
<b>E1 – E4</b>	94	±1	8	6	22	26	38	±3	3.8	±0.1	
E1 – E3	94	±2	8	5	23	24	39	±4	3.8	±0.1	
E4	93	±2	8	7	21	26	37	±3	3.8	±0.1	
<b>E5 – E9</b>	96	±1	5	6	15	28	46	±2	4.0	±0.1	
E5 – E6	95	±1	6	7	16	27	44	±2	3.9	±0.1	
E7 – E9	98	±1	3	3	10	31	53	±2	4.3	±0.1	
<b>Officers</b>	97	±1	2	3	10	32	53	±2	4.3	±0.1	
<b>W1 – W5</b>	97	±2	2	4	12	33	49	±5	4.2	±0.1	
<b>O1 – O3</b>	97	±1	3	3	12	33	49	±2	4.2	±0.1	
<b>O4 – O6</b>	98	±1	1	2	7	31	60	±2	4.5	±0.1	
<b>DEPLOYMENT</b>											
<b>Deployed Past 12 Months</b>	95	±1	6	6	19	27	41	±2	3.9	±0.1	
<b>Not Deployed Past 12 Months</b>	96	±1	6	5	15	28	46	±2	4.0	±0.1	
<b>RACE/ETHNICITY</b>											
<b>Non-Hispanic White</b>	96	±1	5	5	15	29	47	±2	4.1	±0.1	
<b>Total Minority</b>	94	±1	7	7	19	27	40	±2	3.9	±0.1	
Non-Hispanic Black	94	±2	8	7	18	26	40	±3	3.8	±0.1	
Hispanic	94	±2	7	7	21	27	39	±4	3.8	±0.1	
<b>EXPERIENCED BEHAVIORS</b>											
<b>Experienced USC</b>	87	±6	19	16	32	17	16	±9	3.0	±0.3	
<b>Not Experienced USC</b>	99	±1	5	5	16	28	45	±2	4.0	±0.1	
<b>Experienced SH</b>	92	±2	12	18	29	25	17	±3	3.2	±0.1	
<b>Not Experienced SH</b>	96	±1	5	4	15	28	47	±2	4.1	±0.1	
<b>FEMALES</b>											
<b>Total</b>	94	±1	6	12	23	29	30	±2	3.6	±0.1	
<b>Army</b>	92	±2	7	14	25	28	27	±3	3.5	±0.1	
<b>Navy</b>	92	±2	7	13	25	28	27	±3	3.5	±0.1	
<b>Marine Corps</b>	94	±5	5	12	20	32	31	±9	3.7	±0.2	
<b>Air Force</b>	96	±1	6	9	21	29	35	±3	3.8	±0.1	
<b>Enlisted</b>	93	±1	8	13	24	27	29	±2	3.6	±0.1	
E1 – E4	91	±2	9	15	27	24	25	±3	3.4	±0.1	
E5 – E9	95	±1	7	11	22	29	32	±3	3.7	±0.1	
<b>Officers</b>	97	±1	2	7	20	37	34	±3	4.0	±0.1	
O1 – O3	97	±2	2	6	23	39	30	±4	3.9	±0.1	
O4 – O6	97	±1	1	6	14	35	43	±3	4.1	±0.1	

Note. Percent responding are Service members who answered the question.







































78b. Continued	Percent Responding		Percentages					Max ME	Average Extent		
			1	2	3	4	5				
<b>FEMALES (CONTINUED)</b>											
Experienced USC	86	±7	13	27	29	17	14	±8	2.9	±0.2	
Not Experienced USC	98	±1	6	11	23	29	31	±2	3.7	±0.1	
Experienced SH	91	±2	11	22	28	23	16	±3	3.1	±0.1	
Not Experienced SH	95	±1	4	7	21	31	36	±2	3.9	±0.1	
Deployed Past 12 Months	91	±2	7	13	27	26	27	±3	3.5	±0.1	
Not Deployed Past 12 Months	94	±1	6	11	22	29	31	±2	3.7	±0.1	
Army Enlisted	91	±2	8	15	26	26	25	±3	3.5	±0.1	
E1 – E4	88	±4	9	18	29	22	22	±5	3.3	±0.2	
Army Officers	96	±2	3	9	20	36	32	±4	3.8	±0.1	
Navy Enlisted	91	±3	9	14	26	26	25	±4	3.4	±0.1	
E1 – E4	89	±5	11	18	29	22	20	±5	3.2	±0.2	
Navy Officers	97	±2	2	4	21	37	36	±6	4.0	±0.2	
Marine Corps Enlisted	93	±5	5	13	21	30	31	±10	3.7	±0.2	
E1 – E4	92	±8	7	13	22	30	28	±15	3.6	±0.4	
Marine Corps Officers	98	±2	2	6	14	44	34	±10	4.0	±0.2	
Air Force Enlisted	96	±2	7	10	21	27	35	±4	3.7	±0.1	
E1 – E4	95	±2	7	11	24	26	32	±6	3.6	±0.2	
Air Force Officers	97	±2	0	6	19	38	36	±4	4.0	±0.1	
<b>MALES</b>											
Total	96	±1	6	4	15	28	47	±2	4.1	±0.1	
Army	95	±2	6	5	17	28	44	±3	4.0	±0.1	
Navy	96	±1	7	5	16	28	44	±3	4.0	±0.1	
Marine Corps	96	±1	5	4	14	27	50	±3	4.1	±0.1	
Air Force	97	±1	3	4	13	28	53	±2	4.2	±0.1	
Enlisted	95	±1	6	5	17	27	45	±2	4.0	±0.1	
E1 – E4	94	±2	8	5	21	26	40	±3	3.9	±0.1	
E5 – E9	96	±1	5	5	14	28	48	±2	4.1	±0.1	
Officers	98	±1	2	2	8	32	57	±2	4.4	±0.1	
O1 – O3	97	±1	3	2	10	32	53	±3	4.3	±0.1	
O4 – O6	98	±1	1	1	5	31	62	±2	4.5	±0.1	
Experienced USC	88	±8	22	9	34	17	18	±14	3.0	±0.4	
Not Experienced USC	99	±1	5	4	15	28	47	±2	4.1	±0.1	
Experienced SH	92	±3	13	14	29	27	17	±6	3.2	±0.2	
Not Experienced SH	96	±1	5	4	15	28	49	±2	4.1	±0.1	
Deployed Past 12 Months	95	±1	6	6	19	27	43	±3	3.9	±0.1	
Not Deployed Past 12 Months	96	±1	5	4	13	28	49	±2	4.1	±0.1	
Army Enlisted	94	±2	7	5	19	27	42	±3	3.9	±0.1	
E1 – E4	93	±3	8	4	25	26	37	±6	3.8	±0.2	
Army Officers	97	±1	3	3	10	33	52	±3	4.3	±0.1	
Navy Enlisted	96	±2	8	6	17	27	41	±3	3.9	±0.1	
E1 – E4	95	±3	12	7	21	24	36	±6	3.7	±0.2	
Navy Officers	98	±1	1	1	8	32	57	±3	4.4	±0.1	
Marine Corps Enlisted	96	±2	6	4	15	27	48	±4	4.1	±0.1	
E1 – E4	95	±2	6	5	19	27	44	±5	4.0	±0.2	
Marine Corps Officers	97	±2	1	1	7	29	62	±5	4.5	±0.1	
Air Force Enlisted	97	±1	4	4	14	27	51	±3	4.2	±0.1	
E1 – E4	96	±2	5	4	18	26	46	±5	4.0	±0.1	
Air Force Officers	98	±1	1	1	7	30	60	±3	4.5	±0.1	

## 78. In your work group, to what extent...

## c. Would complaints about sexual harassment be taken seriously no matter who files them?

1. Not at all  
4. Large extent2. Small extent  
5. Very large extent

3. Moderate extent

	Percent Responding		Percentages					Max ME	Average Extent		
			1	2	3	4	5				
<b>TOTAL</b>	95	±1	5	5	15	26	49	±2	4.1	±0.1	
<b>Army</b>	94	±1	6	6	18	26	45	±3	4.0	±0.1	
<b>Navy</b>	96	±1	7	6	14	26	46	±3	4.0	±0.1	
<b>Marine Corps</b>	96	±1	4	4	13	24	54	±3	4.2	±0.1	
<b>Air Force</b>	97	±1	3	4	12	26	55	±2	4.2	±0.1	
<b>PAYGRADE</b>											
<b>Enlisted</b>	95	±1	6	6	16	25	47	±2	4.0	±0.1	
<b>E1 – E4</b>	94	±2	7	7	19	23	43	±3	3.9	±0.1	
E1 – E3	94	±2	7	6	19	23	44	±4	3.9	±0.1	
E4	93	±2	7	8	19	23	42	±3	3.9	±0.1	
<b>E5 – E9</b>	96	±1	5	5	13	26	50	±2	4.1	±0.1	
E5 – E6	95	±1	6	6	15	26	47	±2	4.0	±0.1	
E7 – E9	98	±1	3	2	8	27	59	±2	4.4	±0.1	
<b>Officers</b>	98	±1	2	3	9	30	57	±2	4.4	±0.1	
<b>W1 – W5</b>	97	±1	2	3	11	30	54	±5	4.3	±0.1	
<b>O1 – O3</b>	97	±1	2	3	11	32	52	±2	4.3	±0.1	
<b>O4 – O6</b>	98	±1	1	2	6	28	63	±2	4.5	±0.1	
<b>DEPLOYMENT</b>											
<b>Deployed Past 12 Months</b>	95	±1	6	7	17	26	45	±2	4.0	±0.1	
<b>Not Deployed Past 12 Months</b>	96	±1	5	5	13	26	51	±2	4.1	±0.1	
<b>RACE/ETHNICITY</b>											
<b>Non-Hispanic White</b>	96	±1	5	5	14	25	51	±2	4.1	±0.1	
<b>Total Minority</b>	94	±1	6	6	16	26	46	±2	4.0	±0.1	
Non-Hispanic Black	94	±2	6	7	16	25	46	±3	4.0	±0.1	
Hispanic	94	±2	6	5	17	26	47	±4	4.0	±0.1	
<b>EXPERIENCED BEHAVIORS</b>											
<b>Experienced USC</b>	87	±6	19	21	23	16	20	±9	3.0	±0.3	
<b>Not Experienced USC</b>	98	±1	5	5	14	26	50	±2	4.1	±0.1	
<b>Experienced SH</b>	91	±2	11	21	27	20	20	±3	3.2	±0.1	
<b>Not Experienced SH</b>	96	±1	5	4	13	26	52	±2	4.2	±0.1	
<b>FEMALES</b>											
<b>Total</b>	93	±1	6	11	21	28	36	±2	3.8	±0.1	
<b>Army</b>	92	±2	6	13	24	27	31	±3	3.6	±0.1	
<b>Navy</b>	92	±2	7	10	21	29	33	±3	3.7	±0.1	
<b>Marine Corps</b>	94	±5	6	13	18	30	33	±9	3.7	±0.3	
<b>Air Force</b>	96	±1	4	9	17	27	42	±3	3.9	±0.1	
<b>Enlisted</b>	93	±1	6	12	21	26	35	±2	3.7	±0.1	
<b>E1 – E4</b>	91	±2	7	13	23	24	33	±3	3.6	±0.1	
<b>E5 – E9</b>	95	±1	6	11	19	27	37	±3	3.8	±0.1	
<b>Officers</b>	97	±1	2	8	19	35	36	±3	4.0	±0.1	
<b>O1 – O3</b>	97	±2	2	8	21	38	32	±4	3.9	±0.1	
<b>O4 – O6</b>	97	±1	1	6	15	32	45	±3	4.1	±0.1	

Note. Percent responding are Service members who answered the question.

78c. Continued	Percent Responding		Percentages					Max ME	Average Extent		
			1	2	3	4	5				
<b>FEMALES (CONTINUED)</b>											
Experienced USC	86	±7	11	25	28	20	15	±9	3.0	±0.2	
Not Experienced USC	98	±1	5	10	20	28	37	±2	3.8	±0.1	
Experienced SH	91	±2	9	23	27	23	19	±3	3.2	±0.1	
Not Experienced SH	95	±1	4	5	18	30	43	±2	4.0	±0.1	
Deployed Past 12 Months	92	±2	6	13	26	26	30	±3	3.6	±0.1	
Not Deployed Past 12 Months	94	±1	5	10	19	28	37	±2	3.8	±0.1	
Army Enlisted	91	±2	7	13	25	25	30	±3	3.6	±0.1	
E1 – E4	88	±4	8	16	27	22	28	±5	3.5	±0.2	
Army Officers	95	±2	2	10	21	33	34	±4	3.9	±0.1	
Navy Enlisted	91	±3	8	11	21	27	33	±4	3.7	±0.1	
E1 – E4	89	±5	9	12	23	26	30	±5	3.6	±0.2	
Navy Officers	98	±2	2	5	24	36	34	±6	4.0	±0.2	
Marine Corps Enlisted	93	±5	6	14	18	29	33	±10	3.7	±0.3	
E1 – E4	92	±8	8	16	18	28	29	±17	3.5	±0.4	
Marine Corps Officers	97	±2	2	7	12	41	37	±10	4.0	±0.1	
Air Force Enlisted	96	±2	5	9	18	25	43	±4	3.9	±0.1	
E1 – E4	95	±2	5	9	19	23	43	±6	3.9	±0.2	
Air Force Officers	98	±2	1	7	15	37	40	±4	4.1	±0.1	
<b>MALES</b>											
Total	96	±1	5	5	14	25	51	±2	4.1	±0.1	
Army	95	±2	6	5	16	26	47	±3	4.0	±0.1	
Navy	96	±1	7	6	13	26	48	±3	4.0	±0.1	
Marine Corps	96	±2	4	4	13	24	56	±3	4.2	±0.1	
Air Force	97	±1	3	3	11	25	58	±2	4.3	±0.1	
Enlisted	95	±1	6	5	15	25	49	±2	4.1	±0.1	
E1 – E4	94	±2	7	6	18	23	45	±3	3.9	±0.1	
E5 – E9	96	±1	5	5	12	26	52	±2	4.2	±0.1	
Officers	98	±1	2	2	7	29	60	±2	4.4	±0.1	
O1 – O3	97	±1	2	2	8	31	56	±3	4.4	±0.1	
O4 – O6	98	±1	1	1	5	27	66	±2	4.6	±0.1	
Experienced USC	88	±8	25	19	20	14	23	±14	2.9	±0.4	
Not Experienced USC	99	±1	5	4	14	26	52	±2	4.2	±0.1	
Experienced SH	91	±4	14	19	27	18	21	±6	3.1	±0.2	
Not Experienced SH	96	±1	5	4	13	26	53	±2	4.2	±0.1	
Deployed Past 12 Months	95	±1	6	6	16	26	47	±3	4.0	±0.1	
Not Deployed Past 12 Months	96	±1	5	4	12	25	54	±2	4.2	±0.1	
Army Enlisted	94	±2	7	5	18	24	46	±3	4.0	±0.1	
E1 – E4	93	±3	7	5	22	24	42	±6	3.9	±0.2	
Army Officers	98	±1	3	2	9	31	55	±3	4.3	±0.1	
Navy Enlisted	96	±2	8	6	15	25	46	±3	4.0	±0.1	
E1 – E4	94	±3	12	9	18	22	40	±6	3.7	±0.2	
Navy Officers	98	±1	1	2	6	30	61	±3	4.5	±0.1	
Marine Corps Enlisted	95	±2	5	4	13	23	54	±4	4.2	±0.1	
E1 – E4	95	±2	5	5	16	23	51	±5	4.1	±0.2	
Marine Corps Officers	97	±2	1	1	6	26	67	±5	4.6	±0.1	
Air Force Enlisted	97	±1	4	4	12	25	56	±3	4.3	±0.1	
E1 – E4	95	±2	5	4	16	23	51	±5	4.1	±0.1	
Air Force Officers	98	±1	1	1	6	27	65	±3	4.5	±0.1	

**78. In your work group, to what extent...****d. Would people be able to get away with sexual harassment if it was reported?**1. Not at all  
4. Large extent2. Small extent  
5. Very large extent

3. Moderate extent

	Percent Responding		Percentages					Max ME	Average Extent		
			1	2	3	4	5				
<b>TOTAL</b>	96	±1	51	21	13	6	9	±2	2.0	±0.1	
<b>Army</b>	94	±1	46	23	15	7	9	±3	2.1	±0.1	
<b>Navy</b>	96	±1	53	21	13	6	7	±3	1.9	±0.1	
<b>Marine Corps</b>	96	±1	57	18	10	6	9	±3	1.9	±0.1	
<b>Air Force</b>	97	±1	55	21	10	5	9	±2	1.9	±0.1	
<b>PAYGRADE</b>											
<b>Enlisted</b>	95	±1	51	20	14	6	9	±2	2.0	±0.1	
<b>E1 – E4</b>	94	±2	48	20	17	6	9	±3	2.1	±0.1	
E1 – E3	94	±2	51	18	17	5	9	±4	2.0	±0.1	
E4	93	±2	45	21	17	7	9	±3	2.1	±0.1	
<b>E5 – E9</b>	96	±1	53	21	11	6	9	±2	2.0	±0.1	
E5 – E6	95	±1	50	21	13	7	9	±2	2.0	±0.1	
E7 – E9	98	±1	62	18	7	5	7	±2	1.8	±0.1	
<b>Officers</b>	98	±1	55	27	7	4	7	±2	1.8	±0.1	
W1 – W5	97	±1	55	24	7	6	7	±4	1.8	±0.1	
O1 – O3	98	±1	52	27	8	5	8	±2	1.9	±0.1	
O4 – O6	98	±1	60	26	5	3	6	±2	1.7	±0.1	
<b>DEPLOYMENT</b>											
<b>Deployed Past 12 Months</b>	95	±1	47	22	15	7	9	±2	2.1	±0.1	
<b>Not Deployed Past 12 Months</b>	96	±1	54	21	11	6	8	±2	1.9	±0.1	
<b>RACE/ETHNICITY</b>											
<b>Non-Hispanic White</b>	96	±1	52	23	12	5	9	±2	2.0	±0.1	
<b>Total Minority</b>	94	±1	51	19	14	7	9	±2	2.0	±0.1	
Non-Hispanic Black	94	±2	51	18	14	8	9	±3	2.0	±0.1	
Hispanic	94	±2	52	19	14	6	9	±4	2.0	±0.1	
<b>EXPERIENCED BEHAVIORS</b>											
<b>Experienced USC</b>	87	±6	23	21	28	15	13	±8	2.7	±0.3	
<b>Not Experienced USC</b>	99	±1	52	21	12	6	8	±2	2.0	±0.1	
<b>Experienced SH</b>	92	±2	24	25	27	14	10	±4	2.6	±0.1	
<b>Not Experienced SH</b>	96	±1	54	21	11	5	9	±2	1.9	±0.1	
<b>FEMALES</b>											
<b>Total</b>	94	±1	41	25	18	9	7	±2	2.2	±0.1	
<b>Army</b>	92	±2	34	25	22	11	8	±3	2.3	±0.1	
<b>Navy</b>	93	±2	40	26	19	9	7	±3	2.2	±0.1	
<b>Marine Corps</b>	94	±5	40	24	17	12	7	±9	2.2	±0.3	
<b>Air Force</b>	96	±1	48	25	15	6	6	±3	2.0	±0.1	
<b>Enlisted</b>	93	±1	41	23	19	9	8	±2	2.2	±0.1	
E1 – E4	91	±2	41	21	21	10	8	±3	2.2	±0.1	
E5 – E9	95	±1	41	25	18	9	7	±3	2.2	±0.1	
<b>Officers</b>	97	±1	41	33	14	7	5	±3	2.0	±0.1	
O1 – O3	97	±2	38	34	15	8	5	±4	2.1	±0.1	
O4 – O6	97	±1	46	32	12	5	4	±3	1.9	±0.1	

Note. Percent responding are Service members who answered the question.



78d. Continued	Percent Responding		Percentages					Max ME	Average Extent		
			1	2	3	4	5				
<b>FEMALES (CONTINUED)</b>											
Experienced USC	86	±7	15	25	26	22	13	±9	2.9	±0.2	
Not Experienced USC	98	±1	43	25	18	8	7	±2	2.1	±0.1	
Experienced SH	91	±2	23	28	25	17	8	±3	2.6	±0.1	
Not Experienced SH	95	±1	49	24	15	5	7	±2	2.0	±0.1	
Deployed Past 12 Months	92	±2	33	27	21	11	8	±3	2.3	±0.1	
Not Deployed Past 12 Months	94	±1	43	25	18	8	7	±2	2.1	±0.1	
Army Enlisted	91	±2	34	23	23	11	9	±3	2.4	±0.1	
E1 – E4	88	±4	33	22	24	12	8	±5	2.4	±0.2	
Army Officers	96	±2	36	34	17	8	5	±4	2.1	±0.1	
Navy Enlisted	92	±3	40	24	19	9	7	±4	2.2	±0.1	
E1 – E4	88	±5	40	22	21	10	7	±6	2.2	±0.2	
Navy Officers	98	±2	39	34	14	6	7	±6	2.1	±0.2	
Marine Corps Enlisted	93	±5	41	21	18	13	7	±10	2.2	±0.3	
E1 – E4	92	±8	43	14	20	14	8	±17	2.3	±0.5	
Marine Corps Officers	98	±2	34	46	9	7	5	±9	2.0	±0.1	
Air Force Enlisted	96	±2	48	23	16	6	7	±4	2.0	±0.1	
E1 – E4	95	±2	49	20	18	5	8	±6	2.0	±0.2	
Air Force Officers	98	±2	47	32	12	6	3	±4	1.9	±0.1	
<b>MALES</b>											
Total	96	±1	53	21	12	5	9	±2	2.0	±0.1	
Army	95	±2	48	22	14	6	9	±3	2.1	±0.1	
Navy	96	±2	55	21	12	6	7	±3	1.9	±0.1	
Marine Corps	96	±1	58	18	10	5	9	±3	1.9	±0.1	
Air Force	97	±1	57	20	9	5	10	±2	1.9	±0.1	
Enlisted	95	±1	52	20	13	6	9	±2	2.0	±0.1	
E1 – E4	94	±2	49	20	17	6	9	±3	2.1	±0.1	
E5 – E9	96	±1	55	20	10	6	9	±2	1.9	±0.1	
Officers	98	±1	58	25	5	4	7	±2	1.8	±0.1	
O1 – O3	98	±1	55	25	6	5	8	±3	1.9	±0.1	
O4 – O6	98	±1	62	25	4	3	6	±2	1.7	±0.1	
Experienced USC	88	±8	28	18	30	11	13	±14	2.6	±0.4	
Not Experienced USC	99	±1	54	21	11	5	9	±2	1.9	±0.1	
Experienced SH	92	±3	26	23	28	11	11	±6	2.6	±0.2	
Not Experienced SH	96	±1	55	21	11	5	9	±2	1.9	±0.1	
Deployed Past 12 Months	95	±1	48	22	15	6	9	±3	2.1	±0.1	
Not Deployed Past 12 Months	96	±1	56	20	10	5	9	±2	1.9	±0.1	
Army Enlisted	94	±2	47	21	16	6	9	±3	2.1	±0.1	
E1 – E4	93	±3	43	20	21	6	10	±6	2.2	±0.2	
Army Officers	98	±1	51	28	7	5	9	±3	1.9	±0.1	
Navy Enlisted	96	±2	53	20	13	6	8	±3	2.0	±0.1	
E1 – E4	94	±3	49	20	17	4	9	±7	2.0	±0.2	
Navy Officers	98	±1	62	25	5	4	6	±3	1.7	±0.1	
Marine Corps Enlisted	96	±2	57	18	10	5	9	±4	1.9	±0.1	
E1 – E4	95	±2	56	18	13	6	8	±5	1.9	±0.2	
Marine Corps Officers	97	±2	68	18	4	3	6	±5	1.6	±0.1	
Air Force Enlisted	97	±1	56	19	10	5	10	±3	2.0	±0.1	
E1 – E4	96	±2	52	20	12	6	10	±5	2.0	±0.2	
Air Force Officers	98	±1	61	24	4	4	7	±3	1.7	±0.1	

**78. In your work group, to what extent...****e. Would people be able to get away with sexual assault if it was reported?**1. Not at all  
4. Large extent2. Small extent  
5. Very large extent

3. Moderate extent

	Percent Responding		Percentages					Max ME	Average Extent		
			1	2	3	4	5				
<b>TOTAL</b>	95	±1	63	15	10	4	8	±2	1.8	±0.1	■
<b>Army</b>	94	±1	58	17	13	5	8	±3	1.9	±0.1	■
<b>Navy</b>	95	±1	64	15	10	4	7	±3	1.8	±0.1	■
<b>Marine Corps</b>	96	±1	68	12	7	4	8	±3	1.7	±0.1	■
<b>Air Force</b>	97	±1	66	14	8	4	8	±2	1.7	±0.1	■
<b>PAYGRADE</b>											
<b>Enlisted</b>	95	±1	61	15	11	4	8	±2	1.8	±0.1	■
<b>E1 – E4</b>	94	±2	58	15	15	4	8	±3	1.9	±0.1	■
E1 – E3	94	±2	60	15	14	3	8	±4	1.8	±0.1	■
E4	93	±2	56	16	15	5	8	±3	1.9	±0.1	■
<b>E5 – E9</b>	96	±1	64	15	9	5	8	±2	1.8	±0.1	■
E5 – E6	95	±1	61	16	10	5	9	±2	1.9	±0.1	■
E7 – E9	98	±1	72	11	5	4	7	±2	1.6	±0.1	■
<b>Officers</b>	98	±1	71	15	4	3	6	±2	1.6	±0.1	■
<b>W1 – W5</b>	97	±1	70	14	6	4	6	±4	1.6	±0.1	■
<b>O1 – O3</b>	97	±1	67	16	5	4	7	±2	1.7	±0.1	■
<b>O4 – O6</b>	98	±1	76	14	2	2	6	±2	1.5	±0.1	■
<b>DEPLOYMENT</b>											
<b>Deployed Past 12 Months</b>	94	±1	59	16	12	4	8	±2	1.9	±0.1	■
<b>Not Deployed Past 12 Months</b>	96	±1	65	14	9	4	8	±2	1.8	±0.1	■
<b>RACE/ETHNICITY</b>											
<b>Non-Hispanic White</b>	96	±1	65	15	9	4	8	±2	1.7	±0.1	■
<b>Total Minority</b>	94	±1	60	15	12	5	8	±2	1.9	±0.1	■
Non-Hispanic Black	94	±2	59	14	13	5	9	±3	1.9	±0.1	■
Hispanic	93	±2	61	15	12	5	8	±4	1.8	±0.1	■
<b>EXPERIENCED BEHAVIORS</b>											
<b>Experienced USC</b>	87	±6	33	21	20	14	12	±8	2.5	±0.3	■
<b>Not Experienced USC</b>	98	±1	64	15	10	4	8	±2	1.8	±0.1	■
<b>Experienced SH</b>	91	±2	43	22	20	8	7	±4	2.1	±0.1	■
<b>Not Experienced SH</b>	96	±1	65	14	9	4	8	±2	1.8	±0.1	■
<b>FEMALES</b>											
<b>Total</b>	93	±1	54	20	15	5	6	±2	1.9	±0.1	■
<b>Army</b>	92	±2	48	21	18	7	6	±3	2.0	±0.1	■
<b>Navy</b>	92	±2	54	21	13	5	6	±3	1.9	±0.1	■
<b>Marine Corps</b>	92	±6	60	19	10	5	6	±8	1.8	±0.2	■
<b>Air Force</b>	96	±1	60	19	12	4	5	±3	1.8	±0.1	■
<b>Enlisted</b>	93	±1	53	20	16	5	6	±2	1.9	±0.1	■
E1 – E4	90	±2	51	18	18	6	6	±3	2.0	±0.1	■
E5 – E9	95	±1	54	21	14	5	6	±3	1.9	±0.1	■
<b>Officers</b>	97	±1	61	22	9	4	4	±3	1.7	±0.1	■
O1 – O3	97	±2	58	23	10	4	4	±4	1.7	±0.1	■
O4 – O6	98	±1	67	21	6	3	4	±3	1.5	±0.1	■

Note. Percent responding are Service members who answered the question.

78e. Continued	Percent Responding		Percentages					Max ME	Average Extent		
			1	2	3	4	5				
<b>FEMALES (CONTINUED)</b>											
Experienced USC	85	±7	28	24	23	14	10	±8	2.6	±0.2	
Not Experienced USC	98	±1	56	20	14	5	6	±2	1.8	±0.1	
Experienced SH	91	±2	40	25	21	8	6	±3	2.1	±0.1	
Not Experienced SH	95	±1	61	18	11	4	6	±2	1.8	±0.1	
Deployed Past 12 Months	91	±2	48	21	18	7	6	±3	2.0	±0.1	
Not Deployed Past 12 Months	94	±1	56	20	13	5	6	±2	1.8	±0.1	
Army Enlisted	91	±2	46	20	20	7	7	±3	2.1	±0.1	
E1 – E4	88	±4	43	20	22	8	7	±5	2.2	±0.2	
Army Officers	95	±2	55	24	11	6	4	±4	1.8	±0.1	
Navy Enlisted	91	±3	52	21	14	6	6	±4	1.9	±0.1	
E1 – E4	89	±5	49	21	17	7	6	±6	2.0	±0.2	
Navy Officers	98	±2	62	20	9	3	5	±6	1.7	±0.2	
Marine Corps Enlisted	91	±7	59	19	11	5	7	±9	1.8	±0.3	
E1 – E4	88	±10	63	14	12	4	8	±14	1.8	±0.4	
Marine Corps Officers	98	±2	62	24	6	4	4	±8	1.6	±0.2	
Air Force Enlisted	96	±2	59	18	14	4	6	±4	1.8	±0.1	
E1 – E4	94	±3	58	16	17	4	6	±6	1.8	±0.2	
Air Force Officers	98	±2	65	22	7	3	3	±4	1.6	±0.1	
<b>MALES</b>											
Total	96	±1	64	14	9	4	8	±2	1.8	±0.1	
Army	95	±2	59	16	12	4	9	±3	1.9	±0.1	
Navy	96	±2	65	14	9	4	7	±3	1.7	±0.1	
Marine Corps	96	±1	69	12	7	4	8	±3	1.7	±0.1	
Air Force	97	±1	68	13	7	4	9	±2	1.7	±0.1	
Enlisted	95	±1	62	14	11	4	8	±2	1.8	±0.1	
E1 – E4	94	±2	59	15	14	4	8	±3	1.9	±0.1	
E5 – E9	96	±1	65	14	8	5	9	±2	1.8	±0.1	
Officers	98	±1	73	14	3	3	7	±2	1.6	±0.1	
O1 – O3	98	±1	70	15	4	4	8	±2	1.7	±0.1	
O4 – O6	98	±1	78	12	2	2	6	±2	1.5	±0.1	
Experienced USC	88	±8	36	19	19	13	13	±14	2.5	±0.4	
Not Experienced USC	98	±1	65	14	9	4	8	±2	1.8	±0.1	
Experienced SH	92	±3	46	19	19	8	9	±6	2.2	±0.2	
Not Experienced SH	96	±1	65	14	9	4	8	±2	1.8	±0.1	
Deployed Past 12 Months	95	±1	60	16	11	4	8	±3	1.8	±0.1	
Not Deployed Past 12 Months	96	±1	67	13	8	4	8	±2	1.7	±0.1	
Army Enlisted	94	±2	58	16	13	4	9	±3	1.9	±0.1	
E1 – E4	93	±3	52	18	19	3	8	±6	2.0	±0.2	
Army Officers	98	±1	68	16	5	4	8	±3	1.7	±0.1	
Navy Enlisted	96	±2	63	14	11	4	7	±3	1.8	±0.1	
E1 – E4	94	±3	58	14	15	4	8	±7	1.9	±0.2	
Navy Officers	98	±1	78	12	2	3	5	±3	1.5	±0.1	
Marine Corps Enlisted	96	±2	68	12	8	5	8	±3	1.7	±0.1	
E1 – E4	95	±2	67	12	9	5	7	±5	1.7	±0.2	
Marine Corps Officers	97	±2	79	10	2	2	6	±4	1.5	±0.1	
Air Force Enlisted	96	±1	66	13	8	4	10	±3	1.8	±0.1	
E1 – E4	96	±2	64	13	10	4	9	±5	1.8	±0.2	
Air Force Officers	98	±1	74	13	3	3	7	±3	1.5	±0.1	

**79. At your installation/ship, to what extent...  
a. Are policies forbidding sexual harassment publicized?**

1. Not at all  
 2. Small extent  
 3. Moderate extent  
 4. Large extent  
 5. Very large extent

	Percent Responding		Percentages					Max ME	Average Extent		
			1	2	3	4	5				
<b>TOTAL</b>	95	±1	5	4	12	25	54	±2	4.2	±0.1	
<b>Army</b>	95	±1	4	3	12	24	56	±3	4.2	±0.1	
<b>Navy</b>	95	±1	7	6	15	26	46	±3	4.0	±0.1	
<b>Marine Corps</b>	95	±2	6	4	12	23	55	±3	4.2	±0.1	
<b>Air Force</b>	97	±1	3	3	10	24	60	±2	4.4	±0.1	
<b>PAYGRADE</b>											
<b>Enlisted</b>	95	±1	5	4	13	24	54	±2	4.2	±0.1	
<b>E1 – E4</b>	93	±2	6	5	16	24	49	±3	4.0	±0.1	
E1 – E3	93	±2	7	5	19	25	44	±4	3.9	±0.1	
E4	93	±2	5	5	15	24	52	±3	4.1	±0.1	
<b>E5 – E9</b>	96	±1	5	3	10	24	58	±2	4.3	±0.1	
E5 – E6	96	±1	5	3	11	24	56	±2	4.2	±0.1	
E7 – E9	98	±1	2	3	7	23	64	±2	4.4	±0.1	
<b>Officers</b>	98	±1	2	4	10	29	56	±2	4.3	±0.1	
<b>W1 – W5</b>	97	±1	1	2	8	25	64	±4	4.5	±0.1	
<b>O1 – O3</b>	97	±1	2	4	11	28	54	±2	4.3	±0.1	
<b>O4 – O6</b>	98	±1	1	3	9	30	57	±2	4.4	±0.1	
<b>DEPLOYMENT</b>											
<b>Deployed Past 12 Months</b>	95	±1	5	4	14	24	53	±2	4.2	±0.1	
<b>Not Deployed Past 12 Months</b>	96	±1	4	4	12	25	55	±2	4.2	±0.1	
<b>RACE/ETHNICITY</b>											
<b>Non-Hispanic White</b>	96	±1	4	3	12	25	55	±2	4.2	±0.1	
<b>Total Minority</b>	94	±1	6	5	13	24	53	±2	4.1	±0.1	
Non-Hispanic Black	94	±2	6	5	12	23	54	±3	4.2	±0.1	
Hispanic	93	±2	6	5	14	24	50	±4	4.1	±0.1	
<b>EXPERIENCED BEHAVIORS</b>											
<b>Experienced USC</b>	87	±6	8	11	24	22	35	±8	3.7	±0.3	
<b>Not Experienced USC</b>	98	±1	5	4	12	25	55	±2	4.2	±0.1	
<b>Experienced SH</b>	91	±2	6	8	21	27	38	±4	3.8	±0.1	
<b>Not Experienced SH</b>	96	±1	4	4	11	24	56	±2	4.2	±0.1	
<b>FEMALES</b>											
<b>Total</b>	93	±1	5	6	14	26	49	±2	4.1	±0.1	
<b>Army</b>	91	±2	4	5	14	26	51	±3	4.2	±0.1	
<b>Navy</b>	92	±2	7	7	17	27	41	±3	3.9	±0.1	
<b>Marine Corps</b>	93	±5	9	7	18	24	41	±9	3.8	±0.3	
<b>Air Force</b>	96	±2	4	5	10	26	55	±3	4.2	±0.1	
<b>Enlisted</b>	93	±1	6	6	14	25	50	±2	4.1	±0.1	
E1 – E4	90	±2	7	6	17	24	46	±3	3.9	±0.1	
E5 – E9	95	±1	4	5	11	26	53	±3	4.2	±0.1	
<b>Officers</b>	97	±1	2	6	13	31	48	±3	4.2	±0.1	
O1 – O3	97	±2	3	7	15	31	45	±4	4.1	±0.1	
O4 – O6	98	±1	2	5	10	30	53	±3	4.3	±0.1	

Note. Percent responding are Service members who answered the question.

79a. Continued	Percent Responding		Percentages					Max ME	Average Extent		
			1	2	3	4	5				
<b>FEMALES (CONTINUED)</b>											
Experienced USC	85	±7	6	11	19	29	35	±8	3.8	±0.2	
Not Experienced USC	98	±1	5	5	13	26	50	±2	4.1	±0.1	
Experienced SH	91	±2	6	9	20	28	38	±3	3.8	±0.1	
Not Experienced SH	95	±1	5	4	11	25	55	±2	4.2	±0.1	
Deployed Past 12 Months	91	±3	5	5	16	26	48	±3	4.1	±0.1	
Not Deployed Past 12 Months	94	±1	5	6	13	26	50	±2	4.1	±0.1	
Army Enlisted	90	±2	4	5	14	25	51	±3	4.1	±0.1	
E1 – E4	87	±4	5	6	18	23	47	±5	4.0	±0.1	
Army Officers	95	±2	3	4	13	30	50	±4	4.2	±0.1	
Navy Enlisted	91	±3	8	7	17	27	42	±4	3.9	±0.1	
E1 – E4	89	±5	11	6	19	24	40	±6	3.8	±0.2	
Navy Officers	98	±2	4	9	21	32	35	±6	3.9	±0.2	
Marine Corps Enlisted	93	±5	10	8	19	23	40	±10	3.8	±0.3	
E1 – E4	91	±8	13	9	23	20	35	±15	3.5	±0.5	
Marine Corps Officers	97	±2	2	4	15	34	45	±14	4.1	±0.2	
Air Force Enlisted	96	±2	5	5	11	25	56	±4	4.2	±0.1	
E1 – E4	94	±4	6	5	14	25	51	±6	4.1	±0.2	
Air Force Officers	98	±1	1	5	9	30	55	±4	4.3	±0.1	
<b>MALES</b>											
Total	96	±1	5	4	12	24	55	±2	4.2	±0.1	
Army	95	±2	4	3	12	24	57	±3	4.3	±0.1	
Navy	96	±2	7	5	15	26	46	±3	4.0	±0.1	
Marine Corps	95	±2	5	4	11	23	56	±3	4.2	±0.1	
Air Force	97	±1	2	2	10	24	61	±2	4.4	±0.1	
Enlisted	95	±1	5	4	13	24	55	±2	4.2	±0.1	
E1 – E4	94	±2	6	5	16	24	49	±3	4.1	±0.1	
E5 – E9	96	±1	5	3	10	23	59	±2	4.3	±0.1	
Officers	98	±1	2	3	9	28	58	±2	4.4	±0.1	
O1 – O3	97	±1	2	4	10	27	57	±3	4.3	±0.1	
O4 – O6	98	±1	1	3	8	30	57	±2	4.4	±0.1	
Experienced USC	88	±8	10	10	26	18	36	±13	3.6	±0.4	
Not Experienced USC	98	±1	4	4	12	25	55	±2	4.2	±0.1	
Experienced SH	92	±3	7	7	22	26	38	±6	3.8	±0.2	
Not Experienced SH	96	±1	4	3	12	24	56	±2	4.2	±0.1	
Deployed Past 12 Months	95	±1	5	4	14	24	53	±3	4.2	±0.1	
Not Deployed Past 12 Months	96	±1	4	4	11	25	56	±2	4.2	±0.1	
Army Enlisted	95	±2	5	3	12	23	56	±3	4.2	±0.1	
E1 – E4	93	±3	5	4	16	23	52	±6	4.1	±0.2	
Army Officers	98	±1	2	3	9	28	58	±3	4.4	±0.1	
Navy Enlisted	95	±2	8	6	16	25	46	±3	4.0	±0.1	
E1 – E4	93	±3	8	8	19	25	40	±7	3.8	±0.2	
Navy Officers	98	±1	2	5	12	32	49	±3	4.2	±0.1	
Marine Corps Enlisted	95	±2	6	4	11	23	56	±4	4.2	±0.1	
E1 – E4	94	±2	7	5	14	24	50	±5	4.1	±0.2	
Marine Corps Officers	97	±2	1	2	9	27	61	±5	4.4	±0.1	
Air Force Enlisted	97	±1	3	2	11	23	61	±3	4.4	±0.1	
E1 – E4	95	±2	4	3	15	25	53	±5	4.2	±0.1	
Air Force Officers	98	±1	1	2	8	26	63	±3	4.5	±0.1	

**79. At your installation/ship, to what extent...****b. Are complaint procedures related to sexual harassment publicized?**1. Not at all  
4. Large extent2. Small extent  
5. Very large extent

3. Moderate extent

	Percent Responding		Percentages					Max ME	Average Extent		
			1	2	3	4	5				
<b>TOTAL</b>	95	±1	7	6	14	24	49	±2	4.0	±0.1	
<b>Army</b>	94	±1	6	6	14	24	51	±3	4.1	±0.1	
<b>Navy</b>	95	±1	9	9	18	24	40	±3	3.8	±0.1	
<b>Marine Corps</b>	95	±2	9	7	13	22	49	±3	3.9	±0.1	
<b>Air Force</b>	97	±1	4	5	13	24	54	±2	4.2	±0.1	
<b>PAYGRADE</b>											
<b>Enlisted</b>	95	±1	8	7	15	23	48	±2	4.0	±0.1	
<b>E1 – E4</b>	93	±2	9	8	18	22	43	±3	3.8	±0.1	
E1 – E3	93	±2	10	9	18	24	40	±4	3.7	±0.2	
E4	93	±2	8	8	17	22	45	±3	3.9	±0.1	
<b>E5 – E9</b>	96	±1	7	5	13	23	52	±2	4.1	±0.1	
E5 – E6	95	±1	8	6	14	22	50	±2	4.0	±0.1	
E7 – E9	98	±1	4	4	9	25	58	±2	4.3	±0.1	
<b>Officers</b>	97	±1	3	6	13	28	51	±2	4.2	±0.1	
<b>W1 – W5</b>	97	±1	2	4	11	24	59	±4	4.3	±0.1	
<b>O1 – O3</b>	97	±1	4	7	14	27	48	±2	4.1	±0.1	
<b>O4 – O6</b>	98	±1	2	4	11	31	52	±2	4.3	±0.1	
<b>DEPLOYMENT</b>											
<b>Deployed Past 12 Months</b>	94	±1	8	7	15	23	46	±2	3.9	±0.1	
<b>Not Deployed Past 12 Months</b>	95	±1	6	6	14	24	50	±2	4.0	±0.1	
<b>RACE/ETHNICITY</b>											
<b>Non-Hispanic White</b>	96	±1	6	6	14	24	50	±2	4.1	±0.1	
<b>Total Minority</b>	94	±1	8	7	16	23	46	±2	3.9	±0.1	
Non-Hispanic Black	94	±2	9	6	15	21	49	±3	4.0	±0.1	
Hispanic	94	±2	9	7	17	23	44	±4	3.9	±0.1	
<b>EXPERIENCED BEHAVIORS</b>											
<b>Experienced USC</b>	87	±6	11	14	23	21	31	±8	3.5	±0.3	
<b>Not Experienced USC</b>	98	±1	7	6	14	24	49	±2	4.0	±0.1	
<b>Experienced SH</b>	91	±2	9	13	21	24	32	±4	3.6	±0.1	
<b>Not Experienced SH</b>	96	±1	7	6	14	24	50	±2	4.1	±0.1	
<b>FEMALES</b>											
<b>Total</b>	93	±1	7	9	17	24	43	±2	3.9	±0.1	
<b>Army</b>	91	±2	5	9	16	25	45	±3	4.0	±0.1	
<b>Navy</b>	92	±2	12	11	21	22	34	±3	3.6	±0.1	
<b>Marine Corps</b>	94	±5	11	16	16	21	35	±9	3.5	±0.3	
<b>Air Force</b>	96	±1	5	7	14	24	49	±3	4.1	±0.1	
<b>Enlisted</b>	93	±1	8	9	17	22	44	±2	3.8	±0.1	
<b>E1 – E4</b>	90	±2	10	11	19	21	39	±3	3.7	±0.1	
<b>E5 – E9</b>	95	±1	6	8	14	24	48	±3	4.0	±0.1	
<b>Officers</b>	97	±1	4	8	17	29	41	±3	4.0	±0.1	
<b>O1 – O3</b>	97	±2	4	9	19	29	38	±4	3.9	±0.1	
<b>O4 – O6</b>	97	±1	3	6	14	30	47	±3	4.1	±0.1	

Note. Percent responding are Service members who answered the question.

79b. Continued	Percent Responding		Percentages					Max ME	Average Extent		
			1	2	3	4	5				
<b>FEMALES (CONTINUED)</b>											
Experienced USC	85	±7	9	17	22	22	30	±8	3.5	±0.2	
Not Experienced USC	98	±1	7	9	16	24	44	±2	3.9	±0.1	
Experienced SH	91	±2	8	13	22	25	32	±3	3.6	±0.1	
Not Experienced SH	95	±1	7	7	14	23	49	±2	4.0	±0.1	
Deployed Past 12 Months	91	±2	7	10	19	24	41	±3	3.8	±0.1	
Not Deployed Past 12 Months	94	±1	7	9	16	24	44	±2	3.9	±0.1	
Army Enlisted	90	±2	5	9	17	23	46	±3	4.0	±0.1	
E1 – E4	87	±4	6	11	20	21	42	±5	3.8	±0.2	
Army Officers	95	±2	3	8	15	29	44	±4	4.0	±0.1	
Navy Enlisted	91	±3	12	11	20	21	35	±4	3.5	±0.1	
E1 – E4	88	±5	16	12	23	19	31	±5	3.4	±0.2	
Navy Officers	98	±2	9	10	25	27	29	±6	3.6	±0.2	
Marine Corps Enlisted	93	±5	12	17	16	20	34	±10	3.5	±0.3	
E1 – E4	92	±8	14	22	16	17	31	±16	3.3	±0.5	
Marine Corps Officers	97	±2	3	8	19	30	40	±12	4.0	±0.2	
Air Force Enlisted	96	±2	6	7	14	23	50	±4	4.0	±0.1	
E1 – E4	94	±3	7	8	17	24	44	±6	3.9	±0.2	
Air Force Officers	98	±2	2	7	15	31	46	±4	4.1	±0.1	
<b>MALES</b>											
Total	95	±1	7	6	14	24	49	±2	4.0	±0.1	
Army	95	±2	7	5	13	24	51	±3	4.1	±0.1	
Navy	95	±2	9	8	17	25	41	±3	3.8	±0.1	
Marine Corps	95	±2	8	7	13	22	49	±3	4.0	±0.1	
Air Force	97	±1	4	4	13	24	56	±2	4.2	±0.1	
Enlisted	95	±1	8	6	15	23	49	±2	4.0	±0.1	
E1 – E4	93	±2	9	8	17	23	44	±3	3.8	±0.1	
E5 – E9	96	±1	7	5	13	23	53	±2	4.1	±0.1	
Officers	98	±1	3	5	12	28	52	±2	4.2	±0.1	
O1 – O3	97	±1	3	7	13	27	51	±3	4.2	±0.1	
O4 – O6	98	±1	2	4	11	31	53	±2	4.3	±0.1	
Experienced USC	87	±8	12	12	24	20	32	±13	3.5	±0.4	
Not Experienced USC	98	±1	7	6	14	24	50	±2	4.0	±0.1	
Experienced SH	92	±3	9	13	21	24	33	±6	3.6	±0.2	
Not Experienced SH	96	±1	7	6	14	24	50	±2	4.1	±0.1	
Deployed Past 12 Months	95	±1	8	7	15	23	47	±3	3.9	±0.1	
Not Deployed Past 12 Months	96	±1	6	5	14	24	51	±2	4.1	±0.1	
Army Enlisted	94	±2	7	5	14	23	51	±3	4.1	±0.1	
E1 – E4	92	±3	8	6	17	22	47	±6	3.9	±0.2	
Army Officers	97	±1	3	4	11	29	53	±3	4.2	±0.1	
Navy Enlisted	95	±2	10	9	18	24	40	±3	3.7	±0.1	
E1 – E4	93	±3	11	12	20	22	34	±6	3.6	±0.2	
Navy Officers	98	±1	3	8	14	31	45	±3	4.1	±0.1	
Marine Corps Enlisted	95	±2	9	7	13	22	49	±4	3.9	±0.1	
E1 – E4	94	±2	11	7	15	23	43	±5	3.8	±0.2	
Marine Corps Officers	97	±2	2	4	14	27	54	±5	4.3	±0.1	
Air Force Enlisted	96	±1	4	4	13	23	55	±3	4.2	±0.1	
E1 – E4	95	±2	7	6	16	24	47	±5	4.0	±0.2	
Air Force Officers	98	±1	2	4	10	26	58	±3	4.4	±0.1	

**79. At your installation/ship, to what extent...****c. Are reports of sexual harassment taken seriously?**

1. Not at all  
2. Small extent  
3. Moderate extent  
4. Large extent  
5. Very large extent

	Percent Responding		Percentages					Max ME	Average Extent		
			1	2	3	4	5				
<b>TOTAL</b>	95	±1	3	3	12	25	57	±2	4.3	±0.1	
<b>Army</b>	94	±2	4	4	14	25	54	±3	4.2	±0.1	
<b>Navy</b>	95	±1	5	4	12	27	53	±3	4.2	±0.1	
<b>Marine Corps</b>	95	±2	3	3	9	25	61	±3	4.4	±0.1	
<b>Air Force</b>	96	±1	2	2	9	25	62	±2	4.4	±0.1	
<b>PAYGRADE</b>											
<b>Enlisted</b>	94	±1	4	4	12	24	56	±2	4.3	±0.1	
<b>E1 – E4</b>	92	±2	4	4	16	24	52	±3	4.1	±0.1	
E1 – E3	93	±2	4	4	16	24	53	±4	4.2	±0.1	
E4	92	±2	5	5	15	24	51	±3	4.1	±0.1	
<b>E5 – E9</b>	96	±1	3	3	10	25	59	±2	4.3	±0.1	
E5 – E6	95	±1	4	4	11	25	56	±2	4.3	±0.1	
E7 – E9	98	±1	1	2	7	25	65	±2	4.5	±0.1	
<b>Officers</b>	97	±1	1	2	7	29	61	±2	4.5	±0.1	
<b>W1 – W5</b>	97	±2	1	2	9	25	64	±4	4.5	±0.1	
<b>O1 – O3</b>	97	±1	1	2	8	30	58	±2	4.4	±0.1	
<b>O4 – O6</b>	97	±1	1	1	5	29	64	±2	4.5	±0.1	
<b>DEPLOYMENT</b>											
<b>Deployed Past 12 Months</b>	94	±1	4	3	14	26	53	±2	4.2	±0.1	
<b>Not Deployed Past 12 Months</b>	95	±1	3	3	11	25	58	±2	4.3	±0.1	
<b>RACE/ETHNICITY</b>											
<b>Non-Hispanic White</b>	96	±1	3	3	11	26	58	±2	4.3	±0.1	
<b>Total Minority</b>	93	±1	4	4	13	25	55	±2	4.2	±0.1	
Non-Hispanic Black	94	±2	4	5	12	24	55	±3	4.2	±0.1	
Hispanic	93	±2	3	4	13	26	55	±4	4.2	±0.1	
<b>EXPERIENCED BEHAVIORS</b>											
<b>Experienced USC</b>	87	±6	11	12	28	19	29	±9	3.4	±0.3	
<b>Not Experienced USC</b>	98	±1	3	3	11	25	57	±2	4.3	±0.1	
<b>Experienced SH</b>	91	±2	8	13	27	25	28	±4	3.5	±0.1	
<b>Not Experienced SH</b>	95	±1	3	2	10	25	60	±2	4.4	±0.1	
<b>FEMALES</b>											
<b>Total</b>	93	±1	3	7	18	27	45	±2	4.0	±0.1	
<b>Army</b>	91	±2	3	7	22	26	41	±3	4.0	±0.1	
<b>Navy</b>	91	±2	5	9	17	30	39	±3	3.9	±0.1	
<b>Marine Corps</b>	93	±5	5	8	20	26	41	±8	3.9	±0.3	
<b>Air Force</b>	95	±1	2	5	14	27	53	±3	4.2	±0.1	
<b>Enlisted</b>	92	±1	4	7	19	26	45	±2	4.0	±0.1	
<b>E1 – E4</b>	90	±2	5	8	21	25	42	±3	3.9	±0.1	
<b>E5 – E9</b>	94	±1	3	7	17	27	47	±3	4.1	±0.1	
<b>Officers</b>	96	±1	1	5	14	34	45	±3	4.2	±0.1	
<b>O1 – O3</b>	96	±2	1	6	15	36	42	±4	4.1	±0.1	
<b>O4 – O6</b>	96	±2	1	4	12	31	51	±3	4.3	±0.1	

Note. Percent responding are Service members who answered the question.



79c. Continued	Percent Responding		Percentages					Max ME	Average Extent		
			1	2	3	4	5				
<b>FEMALES (CONTINUED)</b>											
Experienced USC	85	±7	7	16	36	21	20	±8	3.3	±0.2	
Not Experienced USC	97	±1	3	6	17	28	46	±2	4.1	±0.1	
Experienced SH	90	±2	5	14	29	26	26	±3	3.5	±0.1	
Not Experienced SH	94	±1	2	4	12	28	53	±2	4.3	±0.1	
Deployed Past 12 Months	90	±3	4	8	21	26	41	±3	3.9	±0.1	
Not Deployed Past 12 Months	94	±1	3	6	17	28	46	±2	4.1	±0.1	
Army Enlisted	90	±2	3	8	24	24	41	±3	3.9	±0.1	
E1 - E4	87	±4	4	9	29	22	36	±5	3.8	±0.1	
Army Officers	94	±2	1	6	17	33	43	±4	4.1	±0.1	
Navy Enlisted	90	±3	6	9	18	28	39	±4	3.9	±0.1	
E1 - E4	87	±5	9	9	18	27	38	±6	3.8	±0.2	
Navy Officers	96	±3	2	7	14	38	40	±6	4.1	±0.2	
Marine Corps Enlisted	93	±5	5	9	21	25	40	±9	3.9	±0.3	
E1 - E4	92	±8	7	9	23	25	36	±15	3.7	±0.4	
Marine Corps Officers	97	±2	1	5	14	35	44	±10	4.2	±0.2	
Air Force Enlisted	95	±2	2	5	14	25	53	±4	4.2	±0.1	
E1 - E4	94	±3	2	5	14	26	53	±6	4.2	±0.2	
Air Force Officers	96	±2	1	4	12	33	51	±4	4.3	±0.1	
<b>MALES</b>											
Total	95	±1	3	3	10	25	59	±2	4.3	±0.1	
Army	94	±2	4	3	13	25	56	±3	4.3	±0.1	
Navy	95	±2	4	3	11	26	55	±3	4.2	±0.1	
Marine Corps	95	±2	3	2	8	25	62	±3	4.4	±0.1	
Air Force	97	±1	1	2	8	24	65	±2	4.5	±0.1	
Enlisted	95	±1	4	3	11	24	58	±2	4.3	±0.1	
E1 - E4	93	±2	4	4	15	24	54	±3	4.2	±0.1	
E5 - E9	96	±1	3	3	9	25	60	±2	4.4	±0.1	
Officers	97	±1	1	1	6	28	64	±2	4.5	±0.1	
O1 - O3	97	±1	1	1	7	29	62	±3	4.5	±0.1	
O4 - O6	98	±1	0	1	5	28	66	±2	4.6	±0.1	
Experienced USC	88	±8	14	10	23	18	35	±13	3.5	±0.4	
Not Experienced USC	98	±1	3	3	10	25	59	±2	4.3	±0.1	
Experienced SH	92	±3	11	12	25	24	29	±6	3.5	±0.2	
Not Experienced SH	95	±1	3	2	10	25	61	±2	4.4	±0.1	
Deployed Past 12 Months	94	±2	4	3	13	26	55	±3	4.2	±0.1	
Not Deployed Past 12 Months	96	±1	3	3	9	24	61	±2	4.4	±0.1	
Army Enlisted	93	±2	4	3	14	23	55	±3	4.2	±0.1	
E1 - E4	92	±3	5	3	18	23	51	±6	4.1	±0.2	
Army Officers	97	±1	1	2	8	30	59	±3	4.4	±0.1	
Navy Enlisted	95	±2	5	4	12	26	53	±3	4.2	±0.1	
E1 - E4	92	±4	7	6	15	24	48	±7	4.0	±0.2	
Navy Officers	98	±1	1	1	6	29	63	±3	4.5	±0.1	
Marine Corps Enlisted	95	±2	3	3	9	25	61	±4	4.4	±0.1	
E1 - E4	93	±3	3	2	10	26	59	±5	4.3	±0.1	
Marine Corps Officers	97	±2	1	1	4	24	70	±5	4.6	±0.1	
Air Force Enlisted	96	±1	2	2	9	24	64	±3	4.5	±0.1	
E1 - E4	95	±2	2	3	12	23	60	±5	4.3	±0.1	
Air Force Officers	97	±1	1	1	4	26	68	±3	4.6	±0.1	

79. At your installation/ship, to what extent...

d. Are sexual assault reporting procedures publicized?

1. Not at all    2. Small extent    3. Moderate extent  
 4. Large extent    5. Very large extent

	Percent Responding		Percentages					Max ME	Average Extent		
			1	2	3	4	5				
<b>TOTAL</b>	95	±1	8	7	15	23	48	±2	4.0	±0.1	
<b>Army</b>	94	±1	8	6	16	22	49	±3	4.0	±0.1	
<b>Navy</b>	95	±2	10	9	17	24	41	±3	3.8	±0.1	
<b>Marine Corps</b>	95	±2	10	7	14	22	47	±3	3.9	±0.1	
<b>Air Force</b>	97	±1	4	5	13	24	54	±2	4.2	±0.1	
<b>PAYGRADE</b>											
<b>Enlisted</b>	94	±1	9	7	16	22	47	±2	3.9	±0.1	
<b>E1 – E4</b>	93	±2	11	7	19	21	41	±3	3.8	±0.1	
E1 – E3	93	±2	11	7	22	21	39	±4	3.7	±0.2	
E4	93	±2	10	8	17	21	43	±3	3.8	±0.1	
<b>E5 – E9</b>	96	±1	7	6	13	23	51	±2	4.0	±0.1	
E5 – E6	95	±1	8	7	14	22	49	±2	4.0	±0.1	
E7 – E9	98	±1	4	4	10	24	58	±2	4.3	±0.1	
<b>Officers</b>	97	±1	3	5	12	28	52	±2	4.2	±0.1	
<b>W1 – W5</b>	97	±2	4	3	11	24	58	±4	4.3	±0.1	
<b>O1 – O3</b>	97	±1	4	7	13	27	49	±2	4.1	±0.1	
<b>O4 – O6</b>	98	±1	3	4	10	30	53	±2	4.3	±0.1	
<b>DEPLOYMENT</b>											
<b>Deployed Past 12 Months</b>	94	±1	9	8	16	23	45	±2	3.9	±0.1	
<b>Not Deployed Past 12 Months</b>	95	±1	7	6	14	23	49	±2	4.0	±0.1	
<b>RACE/ETHNICITY</b>											
<b>Non-Hispanic White</b>	96	±1	7	6	14	23	49	±2	4.0	±0.1	
<b>Total Minority</b>	93	±1	9	7	16	22	45	±2	3.9	±0.1	
Non-Hispanic Black	93	±2	9	7	15	21	48	±3	3.9	±0.1	
Hispanic	93	±2	9	8	16	24	42	±4	3.8	±0.1	
<b>EXPERIENCED BEHAVIORS</b>											
<b>Experienced USC</b>	87	±6	12	16	20	20	32	±9	3.4	±0.3	
<b>Not Experienced USC</b>	98	±1	7	6	15	23	48	±2	4.0	±0.1	
<b>Experienced SH</b>	90	±2	11	12	21	23	33	±4	3.5	±0.1	
<b>Not Experienced SH</b>	95	±1	7	6	14	23	49	±2	4.0	±0.1	
<b>FEMALES</b>											
<b>Total</b>	93	±1	8	9	16	23	44	±2	3.9	±0.1	
<b>Army</b>	91	±2	7	8	17	23	45	±3	3.9	±0.1	
<b>Navy</b>	92	±2	13	12	19	22	34	±3	3.5	±0.1	
<b>Marine Corps</b>	92	±6	11	16	18	19	35	±10	3.5	±0.3	
<b>Air Force</b>	96	±1	6	6	13	24	50	±3	4.1	±0.1	
<b>Enlisted</b>	92	±1	9	9	17	21	44	±2	3.8	±0.1	
<b>E1 – E4</b>	90	±2	11	11	20	19	39	±3	3.6	±0.1	
<b>E5 – E9</b>	95	±1	7	8	14	23	48	±3	4.0	±0.1	
<b>Officers</b>	96	±1	4	7	15	30	43	±3	4.0	±0.1	
<b>O1 – O3</b>	97	±2	5	8	17	30	40	±4	3.9	±0.1	
<b>O4 – O6</b>	96	±2	4	6	12	30	48	±3	4.1	±0.1	

Note. Percent responding are Service members who answered the question.

79d. Continued	Percent Responding		Percentages					Max ME	Average Extent		
			1	2	3	4	5				
<b>FEMALES (CONTINUED)</b>											
Experienced USC	85	±7	12	18	23	20	28	±8	3.4	±0.2	
Not Experienced USC	98	±1	8	8	16	23	45	±2	3.9	±0.1	
Experienced SH	90	±2	11	13	22	24	31	±3	3.5	±0.1	
Not Experienced SH	95	±1	7	7	14	23	49	±2	4.0	±0.1	
Deployed Past 12 Months	90	±3	8	10	17	23	42	±3	3.8	±0.1	
Not Deployed Past 12 Months	94	±1	8	9	16	23	44	±2	3.9	±0.1	
Army Enlisted	90	±2	8	8	17	22	45	±3	3.9	±0.1	
E1 – E4	87	±4	9	10	21	19	40	±5	3.7	±0.2	
Army Officers	95	±2	4	7	16	29	43	±4	4.0	±0.1	
Navy Enlisted	91	±3	14	12	19	21	34	±4	3.5	±0.1	
E1 – E4	89	±5	18	12	21	18	31	±6	3.3	±0.2	
Navy Officers	97	±2	7	11	22	28	33	±6	3.7	±0.2	
Marine Corps Enlisted	91	±7	12	17	19	17	35	±11	3.5	±0.3	
E1 – E4	88	±10	13	23	21	12	31	±17	3.3	±0.4	
Marine Corps Officers	98	±2	5	9	11	35	39	±10	3.9	±0.2	
Air Force Enlisted	96	±2	6	7	14	22	51	±4	4.0	±0.1	
E1 – E4	94	±3	8	7	18	22	45	±6	3.9	±0.2	
Air Force Officers	98	±2	3	6	11	31	50	±4	4.2	±0.1	
<b>MALES</b>											
Total	95	±1	8	6	15	23	49	±2	4.0	±0.1	
Army	94	±2	8	5	15	22	49	±3	4.0	±0.1	
Navy	95	±2	9	8	16	25	42	±3	3.8	±0.1	
Marine Corps	95	±2	10	7	14	22	47	±3	3.9	±0.1	
Air Force	97	±1	4	4	12	24	55	±2	4.2	±0.1	
Enlisted	95	±1	9	6	15	22	48	±2	3.9	±0.1	
E1 – E4	93	±2	10	7	19	22	42	±3	3.8	±0.1	
E5 – E9	96	±1	7	6	13	23	52	±2	4.1	±0.1	
Officers	97	±1	3	5	11	28	53	±2	4.2	±0.1	
O1 – O3	97	±1	4	7	13	26	51	±3	4.2	±0.1	
O4 – O6	98	±1	2	4	10	30	54	±2	4.3	±0.1	
Experienced USC	87	±8	12	15	18	21	34	±13	3.5	±0.4	
Not Experienced USC	98	±1	7	6	15	23	49	±2	4.0	±0.1	
Experienced SH	91	±4	12	10	21	23	34	±6	3.6	±0.2	
Not Experienced SH	96	±1	7	6	14	23	49	±2	4.0	±0.1	
Deployed Past 12 Months	95	±2	9	7	16	23	45	±3	3.9	±0.1	
Not Deployed Past 12 Months	96	±1	7	5	14	23	50	±2	4.1	±0.1	
Army Enlisted	94	±2	9	6	16	20	49	±3	3.9	±0.1	
E1 – E4	93	±3	11	5	21	19	43	±6	3.8	±0.2	
Army Officers	97	±1	4	4	11	27	53	±3	4.2	±0.1	
Navy Enlisted	94	±2	10	9	17	23	41	±3	3.8	±0.1	
E1 – E4	91	±4	10	11	21	23	35	±6	3.6	±0.2	
Navy Officers	98	±1	3	7	14	31	45	±3	4.1	±0.1	
Marine Corps Enlisted	95	±2	10	7	15	21	47	±4	3.9	±0.1	
E1 – E4	94	±2	13	7	18	22	41	±5	3.7	±0.2	
Marine Corps Officers	97	±2	3	5	11	28	53	±5	4.2	±0.1	
Air Force Enlisted	96	±1	4	4	13	24	54	±3	4.2	±0.1	
E1 – E4	95	±2	6	6	16	24	48	±5	4.0	±0.2	
Air Force Officers	98	±1	2	5	10	25	59	±3	4.4	±0.1	

**79. At your installation/ship, to what extent...**

**e. Are reports of sexual assault taken seriously?**

1. Not at all                                      2. Small extent                                      3. Moderate extent  
 4. Large extent                                      5. Very large extent

	Percent Responding		Percentages					Max ME	Average Extent		
			1	2	3	4	5				
<b>TOTAL</b>	95	±1	3	2	10	24	61	±2	4.4	±0.1	
<b>Army</b>	94	±2	3	3	12	24	59	±3	4.3	±0.1	
<b>Navy</b>	95	±1	4	3	11	24	58	±3	4.3	±0.1	
<b>Marine Corps</b>	94	±2	3	2	7	23	65	±3	4.5	±0.1	
<b>Air Force</b>	96	±1	1	2	7	23	67	±2	4.5	±0.1	
<b>PAYGRADE</b>											
<b>Enlisted</b>	94	±1	3	3	11	23	60	±2	4.3	±0.1	
<b>E1 – E4</b>	93	±2	4	3	13	23	56	±3	4.2	±0.1	
E1 – E3	93	±2	4	3	13	24	57	±4	4.3	±0.1	
E4	92	±2	4	3	14	23	55	±3	4.2	±0.1	
<b>E5 – E9</b>	95	±1	3	2	9	23	63	±2	4.4	±0.1	
E5 – E6	95	±1	3	3	10	23	61	±2	4.4	±0.1	
E7 – E9	97	±1	1	1	5	23	69	±2	4.6	±0.1	
<b>Officers</b>	97	±1	1	1	5	25	68	±2	4.6	±0.1	
<b>W1 – W5</b>	97	±2	1	1	6	25	68	±4	4.6	±0.1	
O1 – O3	97	±1	1	1	6	26	65	±2	4.5	±0.1	
O4 – O6	97	±1	0	1	4	24	71	±2	4.6	±0.1	
<b>DEPLOYMENT</b>											
<b>Deployed Past 12 Months</b>	94	±1	3	3	11	24	59	±2	4.3	±0.1	
<b>Not Deployed Past 12 Months</b>	95	±1	3	2	9	23	63	±2	4.4	±0.1	
<b>RACE/ETHNICITY</b>											
<b>Non-Hispanic White</b>	96	±1	3	2	9	23	63	±2	4.4	±0.1	
<b>Total Minority</b>	93	±1	3	3	11	24	59	±2	4.3	±0.1	
Non-Hispanic Black	93	±2	4	4	10	23	59	±3	4.3	±0.1	
Hispanic	93	±2	3	3	11	24	59	±4	4.3	±0.1	
<b>EXPERIENCED BEHAVIORS</b>											
<b>Experienced USC</b>	86	±6	9	10	28	16	37	±9	3.6	±0.3	
<b>Not Experienced USC</b>	98	±1	3	2	9	24	62	±2	4.4	±0.1	
<b>Experienced SH</b>	91	±2	6	8	22	26	37	±4	3.8	±0.1	
<b>Not Experienced SH</b>	95	±1	3	2	8	23	64	±2	4.4	±0.1	
<b>FEMALES</b>											
<b>Total</b>	93	±1	3	5	15	27	50	±2	4.2	±0.1	
<b>Army</b>	91	±2	2	5	18	27	47	±3	4.1	±0.1	
<b>Navy</b>	92	±2	5	7	14	28	46	±3	4.0	±0.1	
<b>Marine Corps</b>	93	±5	4	5	17	29	46	±9	4.1	±0.2	
<b>Air Force</b>	95	±1	2	3	11	26	58	±3	4.4	±0.1	
<b>Enlisted</b>	92	±1	3	5	16	26	49	±2	4.1	±0.1	
<b>E1 – E4</b>	90	±2	4	6	18	25	47	±3	4.0	±0.1	
<b>E5 – E9</b>	94	±1	2	5	14	27	51	±3	4.2	±0.1	
<b>Officers</b>	95	±1	1	3	10	31	55	±3	4.4	±0.1	
<b>O1 – O3</b>	95	±2	1	4	11	32	53	±4	4.3	±0.1	
<b>O4 – O6</b>	96	±2	0	2	7	28	62	±3	4.5	±0.1	

Note. Percent responding are Service members who answered the question.

79e. Continued	Percent Responding		Percentages					Max ME	Average Extent		
			1	2	3	4	5				
<b>FEMALES (CONTINUED)</b>											
Experienced USC	85	±7	6	14	35	22	24	±8	3.4	±0.2	
Not Experienced USC	97	±1	3	4	13	27	52	±2	4.2	±0.1	
Experienced SH	90	±2	3	10	25	28	33	±3	3.8	±0.1	
Not Experienced SH	94	±1	2	3	10	27	58	±2	4.4	±0.1	
Deployed Past 12 Months	90	±3	4	6	18	26	47	±3	4.1	±0.1	
Not Deployed Past 12 Months	94	±1	3	5	14	27	51	±2	4.2	±0.1	
Army Enlisted	90	±2	2	6	20	26	46	±3	4.1	±0.1	
E1 – E4	87	±4	3	7	24	24	42	±5	3.9	±0.1	
Army Officers	94	±2	1	3	12	33	51	±4	4.3	±0.1	
Navy Enlisted	91	±3	6	7	15	28	44	±4	4.0	±0.1	
E1 – E4	88	±5	9	7	16	25	44	±6	3.9	±0.2	
Navy Officers	96	±3	0	6	10	31	53	±6	4.3	±0.2	
Marine Corps Enlisted	93	±5	5	5	17	29	44	±10	4.0	±0.3	
E1 – E4	92	±8	6	5	19	31	39	±15	3.9	±0.4	
Marine Corps Officers	97	±2	1	2	9	31	58	±8	4.4	±0.2	
Air Force Enlisted	95	±2	2	4	12	25	57	±4	4.3	±0.1	
E1 – E4	94	±3	2	4	13	24	57	±6	4.3	±0.1	
Air Force Officers	96	±2	1	1	8	29	61	±4	4.5	±0.1	
<b>MALES</b>											
Total	95	±1	3	2	9	23	63	±2	4.4	±0.1	
Army	94	±2	3	2	11	23	61	±3	4.4	±0.1	
Navy	95	±2	4	2	10	24	60	±3	4.3	±0.1	
Marine Corps	94	±2	3	2	7	22	66	±3	4.5	±0.1	
Air Force	96	±1	1	1	6	22	69	±2	4.6	±0.1	
Enlisted	94	±1	3	2	10	23	62	±2	4.4	±0.1	
E1 – E4	93	±2	4	3	13	23	58	±3	4.3	±0.1	
E5 – E9	96	±1	3	2	8	23	65	±2	4.5	±0.1	
Officers	97	±1	1	1	4	24	70	±2	4.6	±0.1	
O1 – O3	97	±1	1	1	5	24	68	±2	4.6	±0.1	
O4 – O6	97	±1	0	0	3	24	72	±2	4.7	±0.1	
Experienced USC	87	±8	11	8	23	13	45	±13	3.7	±0.4	
Not Experienced USC	98	±1	3	2	9	23	64	±2	4.4	±0.1	
Experienced SH	91	±3	8	7	20	25	40	±6	3.8	±0.2	
Not Experienced SH	95	±1	3	2	8	23	65	±2	4.5	±0.1	
Deployed Past 12 Months	94	±2	3	2	11	24	60	±3	4.3	±0.1	
Not Deployed Past 12 Months	95	±1	3	2	8	23	65	±2	4.5	±0.1	
Army Enlisted	93	±2	4	3	12	23	59	±3	4.3	±0.1	
E1 – E4	92	±3	4	3	16	23	54	±6	4.2	±0.2	
Army Officers	97	±1	1	1	6	26	66	±3	4.5	±0.1	
Navy Enlisted	95	±2	5	2	12	24	58	±3	4.3	±0.1	
E1 – E4	93	±3	6	3	16	23	52	±7	4.1	±0.2	
Navy Officers	97	±1	1	1	3	24	71	±3	4.6	±0.1	
Marine Corps Enlisted	94	±2	3	2	7	22	66	±4	4.5	±0.1	
E1 – E4	93	±2	4	2	8	23	63	±5	4.4	±0.1	
Marine Corps Officers	97	±2	1	1	3	22	73	±5	4.7	±0.1	
Air Force Enlisted	96	±1	1	2	7	22	68	±3	4.5	±0.1	
E1 – E4	95	±2	2	2	9	23	64	±5	4.4	±0.1	
Air Force Officers	97	±1	1	0	4	22	73	±3	4.7	±0.1	

**80. Have you had any military training during the past 12 months on topics related to sexual harassment?**

	Percent Responding		Percentages	Max	Percentage
			Yes	ME	Reporting Yes
<b>TOTAL</b>	96	±1	93	±1	
<b>Army</b>	95	±1	94	±2	
<b>Navy</b>	96	±1	91	±2	
<b>Marine Corps</b>	96	±1	90	±2	
<b>Air Force</b>	98	±1	95	±1	
<b>PAYGRADE</b>					
<b>Enlisted</b>	96	±1	93	±1	
<b>E1 – E4</b>	94	±1	92	±2	
E1 – E3	95	±2	90	±3	
E4	94	±2	93	±2	
<b>E5 – E9</b>	97	±1	94	±1	
E5 – E6	96	±1	94	±1	
E7 – E9	99	±1	95	±1	
<b>Officers</b>	98	±1	92	±1	
<b>W1 – W5</b>	98	±1	96	±1	
<b>O1 – O3</b>	98	±1	93	±2	
<b>O4 – O6</b>	99	±1	91	±1	
<b>DEPLOYMENT</b>					
<b>Deployed Past 12 Months</b>	95	±1	93	±2	
<b>Not Deployed Past 12 Months</b>	97	±1	93	±1	
<b>RACE/ETHNICITY</b>					
<b>Non-Hispanic White</b>	97	±1	93	±1	
<b>Total Minority</b>	95	±1	93	±2	
Non-Hispanic Black	95	±2	93	±2	
Hispanic	95	±2	92	±3	
<b>EXPERIENCED BEHAVIORS</b>					
<b>Experienced USC</b>	89	±5	86	±7	
<b>Not Experienced USC</b>	99	±1	93	±1	
<b>Experienced SH</b>	92	±2	91	±3	
<b>Not Experienced SH</b>	97	±1	93	±1	
<b>FEMALES</b>					
<b>Total</b>	95	±1	93	±1	
<b>Army</b>	93	±2	95	±2	
<b>Navy</b>	94	±2	91	±2	
<b>Marine Corps</b>	97	±2	90	±5	
<b>Air Force</b>	97	±1	94	±2	
<b>Enlisted</b>	94	±1	94	±1	
<b>E1 – E4</b>	92	±2	93	±2	
<b>E5 – E9</b>	96	±1	94	±2	
<b>Officers</b>	98	±1	91	±2	
<b>O1 – O3</b>	98	±2	91	±3	
<b>O4 – O6</b>	99	±1	88	±2	

Note. Percent responding are Service members who answered the question.

80. Continued	Percent Responding		Percentages	Max ME	Percentage Reporting Yes
			Yes		
<b>FEMALES (CONTINUED)</b>					
Experienced USC	91	±4	91	±4	
Not Experienced USC	99	±1	93	±1	
Experienced SH	92	±2	91	±2	
Not Experienced SH	96	±1	94	±1	
Deployed Past 12 Months	92	±2	93	±2	
Not Deployed Past 12 Months	96	±1	93	±1	
Army Enlisted	92	±2	95	±2	
E1 – E4	88	±4	94	±3	
Army Officers	97	±2	93	±2	
Navy Enlisted	93	±2	92	±2	
E1 – E4	91	±3	92	±4	
Navy Officers	98	±2	86	±5	
Marine Corps Enlisted	97	±2	91	±5	
E1 – E4	97	±2	89	±8	
Marine Corps Officers	98	±2	82	±10	
Air Force Enlisted	97	±2	94	±2	
E1 – E4	96	±2	95	±3	
Air Force Officers	99	±1	91	±3	
<b>MALES</b>					
Total	96	±1	93	±1	
Army	95	±2	94	±2	
Navy	96	±2	91	±2	
Marine Corps	96	±1	90	±2	
Air Force	98	±1	96	±1	
Enlisted	96	±1	93	±1	
E1 – E4	95	±2	91	±2	
E5 – E9	97	±1	94	±1	
Officers	98	±1	93	±1	
O1 – O3	98	±1	93	±2	
O4 – O6	99	±1	92	±1	
Experienced USC	88	±8	82	±11	
Not Experienced USC	99	±1	93	±1	
Experienced SH	92	±4	90	±4	
Not Experienced SH	97	±1	93	±1	
Deployed Past 12 Months	95	±1	93	±2	
Not Deployed Past 12 Months	97	±1	93	±1	
Army Enlisted	95	±2	94	±2	
E1 – E4	94	±3	92	±4	
Army Officers	98	±1	93	±2	
Navy Enlisted	96	±2	91	±3	
E1 – E4	93	±3	88	±5	
Navy Officers	98	±1	90	±2	
Marine Corps Enlisted	96	±2	90	±3	
E1 – E4	96	±2	90	±4	
Marine Corps Officers	98	±2	90	±4	
Air Force Enlisted	97	±1	96	±2	
E1 – E4	97	±2	95	±3	
Air Force Officers	99	±1	96	±2	

**81. In the past 12 months, how many times have you had military training on topics related to sexual harassment?**

1. Not trained    2. Trained once    3. Trained twice  
4. Trained three times                                      5. Trained four times    6. Trained five times or more

	Percent Responding		Percentages						Max ME	Average Times Trained		
			1	2	3	4	5	6				
<b>TOTAL</b>	95	±1	7	16	27	16	13	21	±1	3.3	±0.1	
<b>Army</b>	95	±1	6	11	23	15	20	24	±2	3.7	±0.2	
<b>Navy</b>	95	±1	9	16	26	16	11	23	±3	3.4	±0.2	
<b>Marine Corps</b>	95	±2	11	15	26	17	9	22	±3	3.5	±0.2	
<b>Air Force</b>	97	±1	5	26	33	16	7	14	±2	2.7	±0.1	
<b>PAYGRADE</b>												
<b>Enlisted</b>	95	±1	7	15	25	16	14	23	±2	3.5	±0.1	
<b>E1 – E4</b>	93	±2	9	13	21	16	13	29	±3	3.9	±0.2	
E1 – E3	94	±2	10	10	18	15	11	35	±4	4.3	±0.3	
E4	93	±2	7	15	24	16	14	24	±3	3.6	±0.2	
<b>E5 – E9</b>	96	±1	6	16	28	16	14	19	±2	3.2	±0.1	
E5 – E6	96	±1	6	17	28	16	14	19	±2	3.2	±0.1	
E7 – E9	98	±1	5	15	31	18	15	17	±2	3.1	±0.1	
<b>Officers</b>	98	±1	8	24	34	15	9	10	±2	2.6	±0.1	
<b>W1 – W5</b>	98	±1	4	15	29	22	16	16	±5	3.2	±0.2	
O1 – O3	97	±1	8	22	34	16	10	11	±2	2.7	±0.1	
O4 – O6	98	±1	9	29	35	13	7	7	±2	2.3	±0.1	
<b>DEPLOYMENT</b>												
<b>Deployed Past 12 Months</b>	94	±1	7	14	27	16	13	23	±2	3.5	±0.1	
<b>Not Deployed Past 12 Months</b>	96	±1	7	18	27	16	13	20	±2	3.3	±0.1	
<b>RACE/ETHNICITY</b>												
<b>Non-Hispanic White</b>	97	±1	7	17	28	16	13	20	±2	3.3	±0.1	
<b>Total Minority</b>	94	±1	7	15	26	16	14	22	±2	3.5	±0.1	
Non-Hispanic Black	94	±2	7	16	26	17	14	20	±3	3.4	±0.2	
Hispanic	94	±2	9	14	26	16	13	23	±3	3.5	±0.2	
<b>EXPERIENCED BEHAVIORS</b>												
<b>Experienced USC</b>	87	±6	15	14	19	13	10	29	±9	4.0	±0.6	
<b>Not Experienced USC</b>	98	±1	7	16	27	16	13	21	±1	3.3	±0.1	
<b>Experienced SH</b>	91	±2	9	16	24	15	13	23	±4	3.5	±0.2	
<b>Not Experienced SH</b>	96	±1	7	16	27	16	13	21	±2	3.3	±0.1	
<b>FEMALES</b>												
<b>Total</b>	94	±1	7	19	27	16	12	19	±2	3.2	±0.1	
<b>Army</b>	92	±2	5	12	24	17	19	23	±3	3.6	±0.2	
<b>Navy</b>	93	±2	9	17	27	17	10	20	±3	3.3	±0.2	
<b>Marine Corps</b>	94	±5	10	22	17	20	10	21	±9	3.4	±0.5	
<b>Air Force</b>	97	±1	6	27	32	15	6	14	±3	2.7	±0.2	
<b>Enlisted</b>	93	±1	6	18	25	17	12	21	±2	3.4	±0.1	
<b>E1 – E4</b>	91	±2	7	14	22	17	12	28	±3	3.8	±0.2	
<b>E5 – E9</b>	95	±1	6	21	28	17	12	16	±2	3.0	±0.1	
<b>Officers</b>	97	±1	9	26	33	14	10	8	±3	2.5	±0.1	
<b>O1 – O3</b>	97	±2	9	23	34	15	10	9	±4	2.6	±0.2	
<b>O4 – O6</b>	98	±1	12	30	32	12	9	6	±3	2.3	±0.2	

Note. Percent responding are Service members who answered the question. Members who have not had sexual harassment training are included in the "Not trained" category. Average is of those who have had training.



81. Continued	Percent Responding		Percentages						Max ME	Average Times Trained		
			1	2	3	4	5	6				
<b>FEMALES (CONTINUED)</b>												
Experienced USC	88	±5	9	16	19	18	14	24	±9	3.7	±0.5	
Not Experienced USC	98	±1	7	19	27	16	11	19	±2	3.2	±0.1	
Experienced SH	91	±2	9	18	25	17	12	19	±3	3.3	±0.2	
Not Experienced SH	96	±1	6	20	28	16	11	19	±2	3.2	±0.1	
Deployed Past 12 Months	91	±2	8	15	25	17	12	23	±3	3.4	±0.2	
Not Deployed Past 12 Months	95	±1	7	20	27	16	11	18	±2	3.1	±0.1	
Army Enlisted	91	±2	5	11	22	16	19	26	±3	3.8	±0.2	
E1 – E4	87	±4	6	10	20	17	17	30	±5	4.0	±0.3	
Army Officers	97	±2	7	18	30	17	17	12	±4	2.9	±0.2	
Navy Enlisted	92	±2	8	14	25	18	11	23	±4	3.5	±0.2	
E1 – E4	90	±3	8	11	22	15	11	33	±6	4.1	±0.4	
Navy Officers	97	±3	14	33	33	10	5	4	±6	2.0	±0.2	
Marine Corps Enlisted	93	±5	10	22	16	21	9	22	±10	3.5	±0.6	
E1 – E4	92	±8	11	19	9	25	12	24	±16	3.8	±0.9	
Marine Corps Officers	98	±2	18	25	25	13	12	6	±14	2.4	±0.3	
Air Force Enlisted	96	±2	6	27	30	16	6	15	±3	2.8	±0.2	
E1 – E4	95	±2	5	20	29	15	8	24	±6	3.4	±0.4	
Air Force Officers	98	±1	9	29	36	13	6	7	±4	2.3	±0.2	
<b>MALES</b>												
Total	96	±1	7	16	27	16	13	21	±2	3.4	±0.1	
Army	95	±2	6	11	23	15	20	24	±3	3.7	±0.2	
Navy	96	±2	9	15	26	16	11	23	±3	3.5	±0.2	
Marine Corps	95	±2	11	14	26	17	9	22	±3	3.5	±0.2	
Air Force	97	±1	4	25	33	16	7	14	±2	2.7	±0.1	
Enlisted	95	±1	7	14	25	16	14	23	±2	3.5	±0.1	
E1 – E4	94	±2	9	13	21	15	13	29	±3	3.9	±0.2	
E5 – E9	96	±1	6	16	28	16	15	19	±2	3.3	±0.1	
Officers	98	±1	7	24	35	15	9	10	±2	2.6	±0.1	
O1 – O3	97	±1	7	21	34	16	10	11	±2	2.7	±0.1	
O4 – O6	99	±1	8	29	36	13	6	7	±2	2.3	±0.1	
Experienced USC	87	±8	19	13	19	10	7	32	±14	4.2	±0.9	
Not Experienced USC	98	±1	7	16	27	16	13	21	±2	3.3	±0.1	
Experienced SH	91	±4	10	14	22	13	15	27	±6	3.8	±0.4	
Not Experienced SH	96	±1	7	16	27	16	13	21	±2	3.3	±0.1	
Deployed Past 12 Months	95	±2	7	14	27	16	13	23	±3	3.5	±0.2	
Not Deployed Past 12 Months	96	±1	7	17	27	16	13	20	±2	3.3	±0.1	
Army Enlisted	95	±2	6	9	21	15	22	27	±3	3.9	±0.2	
E1 – E4	93	±3	8	9	19	15	20	29	±6	4.1	±0.3	
Army Officers	98	±1	8	18	33	16	13	13	±2	2.9	±0.1	
Navy Enlisted	95	±2	9	13	24	16	12	27	±3	3.7	±0.2	
E1 – E4	93	±3	12	13	17	13	8	36	±7	4.2	±0.4	
Navy Officers	98	±1	10	27	37	14	6	6	±3	2.3	±0.1	
Marine Corps Enlisted	95	±2	11	12	26	17	10	24	±3	3.6	±0.2	
E1 – E4	94	±2	10	11	24	17	9	29	±5	4.0	±0.3	
Marine Corps Officers	97	±2	10	34	29	15	5	7	±5	2.2	±0.2	
Air Force Enlisted	97	±1	4	25	32	16	7	14	±3	2.7	±0.1	
E1 – E4	96	±2	5	21	28	17	9	20	±5	3.1	±0.2	
Air Force Officers	99	±1	4	26	37	15	7	10	±3	2.5	±0.1	

**82. My Service's sexual harassment training...**

**a. Provides a good understanding of what words and actions are considered sexual harassment.**

1. Strongly disagree                      2. Disagree                                      3. Neither agree nor disagree  
 4. Agree                                      5. Strongly agree

	Percent Responding		Percentages					Max ME	Average Agreement		
			1	2	3	4	5				
<b>TOTAL</b>	88	±1	1	1	8	34	56	±2	4.5	±0.1	
<b>Army</b>	87	±2	1	1	8	34	57	±3	4.5	±0.1	
<b>Navy</b>	86	±2	0	1	9	38	52	±3	4.4	±0.1	
<b>Marine Corps</b>	84	±2	0	1	8	31	60	±3	4.5	±0.1	
<b>Air Force</b>	92	±1	0	1	7	33	58	±2	4.5	±0.1	
<b>PAYGRADE</b>											
<b>Enlisted</b>	87	±1	1	1	9	34	56	±2	4.4	±0.1	
<b>E1 – E4</b>	84	±2	1	1	11	33	55	±3	4.4	±0.1	
E1 – E3	82	±3	1	1	11	32	56	±5	4.4	±0.1	
E4	85	±2	1	1	10	33	55	±3	4.4	±0.1	
<b>E5 – E9</b>	90	±1	0	1	7	34	57	±2	4.5	±0.1	
E5 – E6	89	±2	0	1	9	35	55	±2	4.4	±0.1	
E7 – E9	93	±1	0	0	3	33	63	±2	4.6	±0.1	
<b>Officers</b>	90	±1	0	1	5	38	56	±2	4.5	±0.1	
<b>W1 – W5</b>	94	±2	0	1	5	36	57	±5	4.5	±0.1	
<b>O1 – O3</b>	89	±2	0	1	6	39	54	±2	4.5	±0.1	
<b>O4 – O6</b>	89	±1	0	1	4	37	58	±2	4.5	±0.1	
<b>DEPLOYMENT</b>											
<b>Deployed Past 12 Months</b>	87	±2	0	1	10	36	53	±2	4.4	±0.1	
<b>Not Deployed Past 12 Months</b>	88	±1	1	1	7	34	58	±2	4.5	±0.1	
<b>RACE/ETHNICITY</b>											
<b>Non-Hispanic White</b>	89	±1	1	1	8	34	56	±2	4.5	±0.1	
<b>Total Minority</b>	86	±2	0	1	8	35	56	±2	4.5	±0.1	
Non-Hispanic Black	86	±2	0	0	7	34	58	±3	4.5	±0.1	
Hispanic	85	±3	1	0	8	35	56	±4	4.4	±0.1	
<b>EXPERIENCED BEHAVIORS</b>											
<b>Experienced USC</b>	73	±7	3	3	13	40	41	±9	4.1	±0.2	
<b>Not Experienced USC</b>	91	±1	0	1	8	34	57	±2	4.5	±0.1	
<b>Experienced SH</b>	81	±3	1	3	12	44	39	±4	4.2	±0.1	
<b>Not Experienced SH</b>	88	±1	0	1	8	33	58	±2	4.5	±0.1	
<b>FEMALES</b>											
<b>Total</b>	86	±2	0	1	8	37	53	±2	4.4	±0.1	
<b>Army</b>	85	±2	0	1	7	37	54	±3	4.4	±0.1	
<b>Navy</b>	83	±3	0	1	11	39	49	±3	4.4	±0.1	
<b>Marine Corps</b>	81	±7	0	1	10	40	48	±9	4.4	±0.2	
<b>Air Force</b>	90	±2	0	2	6	36	56	±3	4.5	±0.1	
<b>Enlisted</b>	86	±2	0	1	8	36	54	±2	4.4	±0.1	
<b>E1 – E4</b>	83	±3	0	1	11	34	52	±3	4.4	±0.1	
<b>E5 – E9</b>	88	±2	0	1	6	37	56	±3	4.5	±0.1	
<b>Officers</b>	88	±2	0	1	5	44	49	±3	4.4	±0.1	
<b>O1 – O3</b>	88	±3	0	2	6	45	47	±4	4.4	±0.1	
<b>O4 – O6</b>	86	±2	0	1	4	42	53	±4	4.5	±0.1	

Note. Percent responding are Service members who answered the question and who have had sexual harassment training in the past 12 months (Q80).

82a. Continued	Percent Responding		Percentages					Max ME	Average Agreement		
			1	2	3	4	5				
<b>FEMALES (CONTINUED)</b>											
Experienced USC	75	±7	2	2	15	42	38	±8	4.1	±0.2	
Not Experienced USC	91	±1	0	1	7	37	54	±2	4.4	±0.1	
Experienced SH	81	±3	1	3	12	42	42	±3	4.2	±0.1	
Not Experienced SH	89	±2	0	0	6	35	58	±2	4.5	±0.1	
Deployed Past 12 Months	83	±3	0	2	9	38	51	±4	4.4	±0.1	
Not Deployed Past 12 Months	87	±2	0	1	7	37	54	±2	4.4	±0.1	
Army Enlisted	85	±2	0	1	7	36	56	±3	4.5	±0.1	
E1 – E4	80	±4	0	1	10	36	53	±5	4.4	±0.1	
Army Officers	89	±3	0	1	6	43	50	±5	4.4	±0.1	
Navy Enlisted	83	±3	1	1	12	38	50	±4	4.4	±0.1	
E1 – E4	80	±5	1	1	16	34	48	±6	4.3	±0.1	
Navy Officers	84	±5	0	2	5	45	48	±6	4.4	±0.1	
Marine Corps Enlisted	81	±7	0	1	11	39	49	±10	4.4	±0.2	
E1 – E4	78	±11	0	1	15	38	47	±16	4.3	±0.3	
Marine Corps Officers	80	±9	0	3	3	49	45	±9	4.4	±0.1	
Air Force Enlisted	90	±2	1	1	7	34	57	±4	4.5	±0.1	
E1 – E4	90	±3	0	2	9	32	57	±6	4.4	±0.1	
Air Force Officers	89	±3	0	2	5	43	50	±5	4.4	±0.1	
<b>MALES</b>											
Total	88	±1	1	1	8	34	57	±2	4.5	±0.1	
Army	88	±2	1	0	8	34	57	±3	4.5	±0.1	
Navy	86	±2	0	1	9	38	52	±3	4.4	±0.1	
Marine Corps	84	±3	0	1	8	30	61	±3	4.5	±0.1	
Air Force	92	±2	0	1	7	33	59	±2	4.5	±0.1	
Enlisted	87	±1	1	1	9	33	57	±2	4.4	±0.1	
E1 – E4	84	±2	1	1	10	32	56	±3	4.4	±0.1	
E5 – E9	90	±1	0	1	8	34	57	±2	4.5	±0.1	
Officers	90	±1	0	1	5	37	57	±2	4.5	±0.1	
O1 – O3	90	±2	0	1	6	38	56	±3	4.5	±0.1	
O4 – O6	90	±1	0	1	4	37	59	±2	4.5	±0.1	
Experienced USC	72	±11	4	3	12	38	43	±14	4.1	±0.3	
Not Experienced USC	90	±1	0	1	8	34	57	±2	4.5	±0.1	
Experienced SH	81	±5	2	4	12	46	37	±7	4.1	±0.2	
Not Experienced SH	88	±1	0	1	8	33	58	±2	4.5	±0.1	
Deployed Past 12 Months	87	±2	0	1	10	35	53	±3	4.4	±0.1	
Not Deployed Past 12 Months	88	±1	1	1	7	33	59	±2	4.5	±0.1	
Army Enlisted	87	±2	1	0	9	33	57	±3	4.5	±0.1	
E1 – E4	83	±4	1	0	11	33	55	±6	4.4	±0.1	
Army Officers	90	±2	0	1	5	38	56	±3	4.5	±0.1	
Navy Enlisted	86	±3	0	1	10	37	52	±4	4.4	±0.1	
E1 – E4	81	±5	1	1	13	36	49	±7	4.3	±0.2	
Navy Officers	88	±2	0	1	4	41	54	±3	4.5	±0.1	
Marine Corps Enlisted	84	±3	1	1	8	30	61	±4	4.5	±0.1	
E1 – E4	82	±4	1	1	9	28	61	±5	4.5	±0.1	
Marine Corps Officers	86	±4	0	1	3	35	62	±5	4.6	±0.1	
Air Force Enlisted	92	±2	0	1	8	32	58	±3	4.5	±0.1	
E1 – E4	90	±3	1	1	8	32	58	±5	4.4	±0.1	
Air Force Officers	93	±2	1	1	5	34	60	±3	4.5	±0.1	

**82. My Service's sexual harassment training...**

**b. Teaches that sexual harassment reduces the cohesion and effectiveness of my Service as a whole.**

1. Strongly disagree                      2. Disagree                      3. Neither agree nor disagree  
 4. Agree                                      5. Strongly agree

	Percent Responding		Percentages					Max ME	Average Agreement		
			1	2	3	4	5				
<b>TOTAL</b>	88	±1	1	1	8	34	57	±2	4.5	±0.1	
<b>Army</b>	87	±2	1	0	8	34	57	±3	4.5	±0.1	
<b>Navy</b>	86	±2	1	1	10	37	52	±3	4.4	±0.1	
<b>Marine Corps</b>	84	±2	1	1	8	31	60	±3	4.5	±0.1	
<b>Air Force</b>	92	±1	0	1	6	32	61	±2	4.5	±0.1	
<b>PAYGRADE</b>											
<b>Enlisted</b>	87	±1	1	1	9	33	57	±2	4.4	±0.1	
<b>E1 – E4</b>	84	±2	1	1	11	33	55	±3	4.4	±0.1	
E1 – E3	82	±3	1	0	12	32	55	±5	4.4	±0.1	
E4	85	±2	1	1	11	33	54	±3	4.4	±0.1	
<b>E5 – E9</b>	90	±1	1	1	7	34	58	±2	4.5	±0.1	
E5 – E6	89	±2	1	1	8	34	56	±2	4.4	±0.1	
E7 – E9	93	±1	0	1	4	31	65	±2	4.6	±0.1	
<b>Officers</b>	90	±1	0	0	4	36	59	±2	4.5	±0.1	
<b>W1 – W5</b>	94	±2	0	0	5	36	59	±5	4.5	±0.1	
<b>O1 – O3</b>	89	±2	0	0	5	38	57	±2	4.5	±0.1	
<b>O4 – O6</b>	89	±1	0	0	3	34	63	±2	4.6	±0.1	
<b>DEPLOYMENT</b>											
<b>Deployed Past 12 Months</b>	87	±2	1	1	10	35	54	±3	4.4	±0.1	
<b>Not Deployed Past 12 Months</b>	88	±1	1	1	7	33	59	±2	4.5	±0.1	
<b>RACE/ETHNICITY</b>											
<b>Non-Hispanic White</b>	88	±1	1	1	8	33	58	±2	4.5	±0.1	
<b>Total Minority</b>	86	±2	1	1	8	34	56	±2	4.4	±0.1	
Non-Hispanic Black	86	±2	1	1	7	34	57	±3	4.5	±0.1	
Hispanic	85	±3	1	1	9	33	57	±4	4.4	±0.1	
<b>EXPERIENCED BEHAVIORS</b>											
<b>Experienced USC</b>	73	±7	2	3	16	38	41	±9	4.1	±0.2	
<b>Not Experienced USC</b>	90	±1	1	1	8	33	58	±2	4.5	±0.1	
<b>Experienced SH</b>	81	±3	1	2	12	44	41	±4	4.2	±0.1	
<b>Not Experienced SH</b>	88	±1	1	1	7	33	59	±2	4.5	±0.1	
<b>FEMALES</b>											
<b>Total</b>	86	±2	0	1	8	38	53	±2	4.4	±0.1	
<b>Army</b>	85	±2	0	1	8	36	55	±3	4.4	±0.1	
<b>Navy</b>	83	±3	0	1	11	41	47	±3	4.3	±0.1	
<b>Marine Corps</b>	81	±7	0	1	10	41	47	±9	4.3	±0.2	
<b>Air Force</b>	90	±2	0	1	6	36	57	±3	4.5	±0.1	
<b>Enlisted</b>	86	±2	0	1	9	37	53	±2	4.4	±0.1	
<b>E1 – E4</b>	83	±3	1	1	12	36	51	±3	4.3	±0.1	
<b>E5 – E9</b>	88	±2	0	1	6	37	55	±3	4.5	±0.1	
<b>Officers</b>	88	±2	0	1	4	42	53	±3	4.5	±0.1	
<b>O1 – O3</b>	89	±3	0	1	5	44	50	±4	4.4	±0.1	
<b>O4 – O6</b>	85	±3	0	1	3	38	58	±4	4.5	±0.1	

Note. Percent responding are Service members who answered the question and who have had sexual harassment training in the past 12 months (Q80).

82b. Continued	Percent Responding		Percentages					Max ME	Average Agreement		
			1	2	3	4	5				
<b>FEMALES (CONTINUED)</b>											
Experienced USC	75	±7	2	3	18	41	37	±8	4.1	±0.2	
Not Experienced USC	90	±1	0	1	7	37	54	±2	4.4	±0.1	
Experienced SH	81	±3	1	2	11	44	42	±3	4.2	±0.1	
Not Experienced SH	88	±2	0	1	6	35	58	±2	4.5	±0.1	
Deployed Past 12 Months	82	±3	0	2	10	38	50	±4	4.4	±0.1	
Not Deployed Past 12 Months	87	±2	0	1	7	37	54	±2	4.4	±0.1	
Army Enlisted	84	±2	0	1	8	36	55	±3	4.4	±0.1	
E1 – E4	80	±4	0	1	11	37	51	±5	4.4	±0.1	
Army Officers	89	±3	0	1	6	40	53	±5	4.4	±0.1	
Navy Enlisted	82	±3	0	1	12	40	46	±4	4.3	±0.1	
E1 – E4	80	±5	1	1	18	36	45	±6	4.2	±0.1	
Navy Officers	84	±5	0	1	4	46	49	±6	4.4	±0.1	
Marine Corps Enlisted	81	±7	0	1	11	40	47	±10	4.3	±0.2	
E1 – E4	77	±11	0	1	15	40	44	±16	4.3	±0.3	
Marine Corps Officers	80	±9	0	2	2	48	47	±9	4.4	±0.1	
Air Force Enlisted	90	±2	1	1	6	35	57	±4	4.5	±0.1	
E1 – E4	90	±3	1	2	8	34	56	±6	4.4	±0.1	
Air Force Officers	89	±3	0	0	3	41	55	±5	4.5	±0.1	
<b>MALES</b>											
Total	88	±1	1	1	8	33	58	±2	4.5	±0.1	
Army	88	±2	1	0	8	33	57	±3	4.5	±0.1	
Navy	86	±2	1	1	10	36	53	±3	4.4	±0.1	
Marine Corps	84	±3	1	1	8	30	61	±3	4.5	±0.1	
Air Force	92	±2	0	1	6	31	62	±2	4.5	±0.1	
Enlisted	87	±1	1	1	9	33	57	±2	4.4	±0.1	
E1 – E4	84	±2	1	1	11	32	55	±3	4.4	±0.1	
E5 – E9	90	±1	1	1	7	33	58	±2	4.5	±0.1	
Officers	90	±1	0	0	4	35	61	±2	4.6	±0.1	
O1 – O3	89	±2	0	0	5	36	58	±3	4.5	±0.1	
O4 – O6	90	±1	0	0	3	33	64	±2	4.6	±0.1	
Experienced USC	71	±11	3	2	15	37	44	±14	4.2	±0.3	
Not Experienced USC	90	±1	1	1	8	33	58	±2	4.5	±0.1	
Experienced SH	81	±5	2	3	13	44	39	±7	4.2	±0.2	
Not Experienced SH	88	±1	1	1	8	32	59	±2	4.5	±0.1	
Deployed Past 12 Months	87	±2	1	1	10	35	54	±3	4.4	±0.1	
Not Deployed Past 12 Months	88	±1	1	1	7	32	60	±2	4.5	±0.1	
Army Enlisted	87	±2	1	0	9	33	57	±3	4.4	±0.1	
E1 – E4	84	±4	1	0	12	32	55	±6	4.4	±0.1	
Army Officers	90	±2	0	1	4	37	59	±3	4.5	±0.1	
Navy Enlisted	86	±3	1	1	11	35	52	±4	4.4	±0.1	
E1 – E4	81	±5	1	1	15	34	50	±7	4.3	±0.2	
Navy Officers	88	±2	0	0	4	39	57	±3	4.5	±0.1	
Marine Corps Enlisted	84	±3	1	1	8	30	61	±4	4.5	±0.1	
E1 – E4	82	±4	1	1	9	30	59	±5	4.5	±0.1	
Marine Corps Officers	86	±4	0	0	2	33	65	±5	4.6	±0.1	
Air Force Enlisted	92	±2	0	1	7	31	61	±3	4.5	±0.1	
E1 – E4	90	±3	0	1	8	33	58	±5	4.5	±0.1	
Air Force Officers	93	±2	0	0	4	31	65	±3	4.6	±0.1	

**82. My Service's sexual harassment training...****c. Identifies behaviors that are offensive to others and should not be tolerated.**

1. Strongly disagree  
4. Agree

2. Disagree  
5. Strongly agree

3. Neither agree nor disagree

	Percent Responding		Percentages					Max ME	Average Agreement		
			1	2	3	4	5				
<b>TOTAL</b>	87	±1	1	1	8	35	57	±2	4.5	±0.1	
<b>Army</b>	87	±2	1	0	8	35	56	±3	4.5	±0.1	
<b>Navy</b>	86	±2	0	1	9	38	52	±3	4.4	±0.1	
<b>Marine Corps</b>	84	±2	1	0	7	32	60	±3	4.5	±0.1	
<b>Air Force</b>	91	±1	0	1	6	33	60	±2	4.5	±0.1	
<b>PAYGRADE</b>											
<b>Enlisted</b>	87	±1	1	1	8	34	56	±2	4.5	±0.1	
<b>E1 – E4</b>	83	±2	1	0	10	34	55	±3	4.4	±0.1	
E1 – E3	82	±3	1	0	10	34	55	±5	4.4	±0.1	
E4	84	±3	1	1	10	34	54	±3	4.4	±0.1	
<b>E5 – E9</b>	90	±1	0	1	7	34	58	±2	4.5	±0.1	
E5 – E6	89	±2	0	1	8	35	56	±2	4.4	±0.1	
E7 – E9	92	±1	0	0	3	33	64	±2	4.6	±0.1	
<b>Officers</b>	90	±1	0	1	4	38	58	±2	4.5	±0.1	
<b>W1 – W5</b>	93	±2	0	0	5	36	58	±5	4.5	±0.1	
<b>O1 – O3</b>	89	±2	0	1	5	39	55	±2	4.5	±0.1	
<b>O4 – O6</b>	89	±1	0	0	3	36	60	±2	4.6	±0.1	
<b>DEPLOYMENT</b>											
<b>Deployed Past 12 Months</b>	87	±2	1	1	9	37	53	±3	4.4	±0.1	
<b>Not Deployed Past 12 Months</b>	88	±1	0	1	7	34	58	±2	4.5	±0.1	
<b>RACE/ETHNICITY</b>											
<b>Non-Hispanic White</b>	88	±1	1	1	7	35	57	±2	4.5	±0.1	
<b>Total Minority</b>	86	±2	0	1	8	35	56	±2	4.5	±0.1	
Non-Hispanic Black	86	±2	0	0	8	34	57	±3	4.5	±0.1	
Hispanic	85	±3	1	1	8	34	57	±4	4.5	±0.1	
<b>EXPERIENCED BEHAVIORS</b>											
<b>Experienced USC</b>	72	±7	3	1	14	41	41	±9	4.2	±0.2	
<b>Not Experienced USC</b>	90	±1	0	1	7	34	57	±2	4.5	±0.1	
<b>Experienced SH</b>	80	±3	1	2	11	45	40	±4	4.2	±0.1	
<b>Not Experienced SH</b>	88	±1	0	0	7	34	58	±2	4.5	±0.1	
<b>FEMALES</b>											
<b>Total</b>	86	±2	0	1	7	38	54	±2	4.4	±0.1	
<b>Army</b>	85	±2	0	0	6	38	55	±3	4.5	±0.1	
<b>Navy</b>	83	±3	0	1	10	41	49	±3	4.4	±0.1	
<b>Marine Corps</b>	80	±7	0	1	10	40	49	±9	4.4	±0.2	
<b>Air Force</b>	90	±2	0	1	5	36	57	±3	4.5	±0.1	
<b>Enlisted</b>	86	±2	0	1	8	37	55	±2	4.4	±0.1	
<b>E1 – E4</b>	83	±3	0	1	10	36	53	±3	4.4	±0.1	
<b>E5 – E9</b>	88	±2	0	1	5	37	57	±3	4.5	±0.1	
<b>Officers</b>	87	±2	0	1	4	44	51	±3	4.4	±0.1	
<b>O1 – O3</b>	88	±3	0	1	4	46	48	±4	4.4	±0.1	
<b>O4 – O6</b>	85	±3	0	1	3	40	56	±4	4.5	±0.1	

Note. Percent responding are Service members who answered the question and who have had sexual harassment training in the past 12 months (Q80).

82c. Continued	Percent Responding		Percentages					Max ME	Average Agreement		
			1	2	3	4	5				
<b>FEMALES (CONTINUED)</b>											
Experienced USC	75	±7	2	2	15	44	38	±8	4.1	±0.2	
Not Experienced USC	90	±1	0	1	6	38	55	±2	4.5	±0.1	
Experienced SH	81	±3	1	2	11	45	42	±3	4.3	±0.1	
Not Experienced SH	88	±2	0	0	5	35	59	±2	4.5	±0.1	
Deployed Past 12 Months	83	±3	0	1	8	39	51	±4	4.4	±0.1	
Not Deployed Past 12 Months	87	±2	0	1	6	38	55	±2	4.5	±0.1	
Army Enlisted	84	±2	0	0	7	37	56	±3	4.5	±0.1	
E1 – E4	80	±4	0	0	9	38	53	±5	4.4	±0.1	
Army Officers	88	±3	0	1	5	43	52	±5	4.4	±0.1	
Navy Enlisted	82	±3	0	1	11	40	49	±4	4.4	±0.1	
E1 – E4	80	±5	1	1	15	36	47	±6	4.3	±0.1	
Navy Officers	84	±5	0	1	5	46	48	±6	4.4	±0.1	
Marine Corps Enlisted	81	±7	0	1	11	39	49	±10	4.4	±0.2	
E1 – E4	77	±11	0	0	15	37	47	±16	4.3	±0.3	
Marine Corps Officers	79	±9	0	1	4	49	46	±9	4.4	±0.1	
Air Force Enlisted	90	±2	0	1	6	34	58	±4	4.5	±0.1	
E1 – E4	90	±3	0	1	7	34	58	±6	4.5	±0.1	
Air Force Officers	89	±3	0	2	4	43	51	±5	4.4	±0.1	
<b>MALES</b>											
Total	88	±1	1	1	8	34	57	±2	4.5	±0.1	
Army	87	±2	1	0	8	34	57	±3	4.5	±0.1	
Navy	86	±2	0	1	9	38	52	±3	4.4	±0.1	
Marine Corps	84	±3	1	0	7	32	60	±3	4.5	±0.1	
Air Force	92	±2	0	1	6	32	61	±2	4.5	±0.1	
Enlisted	87	±1	1	1	8	34	57	±2	4.5	±0.1	
E1 – E4	83	±2	1	0	10	34	55	±3	4.4	±0.1	
E5 – E9	90	±1	0	1	7	34	58	±2	4.5	±0.1	
Officers	90	±1	0	0	4	36	59	±2	4.5	±0.1	
O1 – O3	90	±2	0	1	5	37	57	±3	4.5	±0.1	
O4 – O6	90	±1	0	0	3	36	61	±2	4.6	±0.1	
Experienced USC	71	±11	4	1	14	39	43	±14	4.2	±0.3	
Not Experienced USC	90	±1	1	1	8	34	57	±2	4.5	±0.1	
Experienced SH	80	±5	2	2	12	46	37	±7	4.1	±0.2	
Not Experienced SH	88	±1	0	0	7	34	58	±2	4.5	±0.1	
Deployed Past 12 Months	87	±2	1	0	9	36	53	±3	4.4	±0.1	
Not Deployed Past 12 Months	88	±2	0	1	7	33	59	±2	4.5	±0.1	
Army Enlisted	87	±2	1	0	9	33	57	±3	4.4	±0.1	
E1 – E4	83	±4	1	0	11	33	55	±6	4.4	±0.1	
Army Officers	89	±2	0	0	5	38	57	±3	4.5	±0.1	
Navy Enlisted	86	±3	1	1	10	37	52	±4	4.4	±0.1	
E1 – E4	80	±5	1	1	13	38	48	±7	4.3	±0.2	
Navy Officers	88	±2	0	0	4	40	55	±3	4.5	±0.1	
Marine Corps Enlisted	84	±3	1	0	7	32	60	±4	4.5	±0.1	
E1 – E4	82	±4	1	0	8	32	58	±5	4.5	±0.1	
Marine Corps Officers	86	±4	0	1	2	33	63	±5	4.6	±0.1	
Air Force Enlisted	91	±2	0	1	7	32	60	±3	4.5	±0.1	
E1 – E4	89	±3	0	1	8	32	59	±5	4.5	±0.1	
Air Force Officers	93	±2	0	0	4	33	62	±3	4.6	±0.1	

**82. My Service's sexual harassment training...****d. Gives useful tools for dealing with sexual harassment.**1. Strongly disagree  
4. Agree2. Disagree  
5. Strongly agree

3. Neither agree nor disagree

	Percent Responding		Percentages					Max ME	Average Agreement		
			1	2	3	4	5				
<b>TOTAL</b>	87	±1	1	1	10	34	54	±2	4.4	±0.1	
<b>Army</b>	87	±2	1	1	11	34	53	±3	4.4	±0.1	
<b>Navy</b>	85	±2	1	1	11	37	50	±3	4.3	±0.1	
<b>Marine Corps</b>	83	±3	1	1	9	33	56	±3	4.4	±0.1	
<b>Air Force</b>	91	±1	0	1	9	32	57	±2	4.4	±0.1	
<b>PAYGRADE</b>											
<b>Enlisted</b>	86	±1	1	1	11	34	54	±2	4.4	±0.1	
<b>E1 – E4</b>	83	±2	1	1	13	33	52	±3	4.3	±0.1	
E1 – E3	81	±3	0	1	13	31	54	±5	4.4	±0.1	
E4	85	±2	1	1	13	34	51	±3	4.3	±0.1	
<b>E5 – E9</b>	89	±1	0	1	9	34	55	±2	4.4	±0.1	
E5 – E6	88	±2	0	1	10	35	53	±2	4.4	±0.1	
E7 – E9	92	±1	0	1	5	33	61	±2	4.5	±0.1	
<b>Officers</b>	89	±1	0	1	8	38	53	±2	4.4	±0.1	
<b>W1 – W5</b>	93	±2	0	1	8	35	56	±5	4.5	±0.1	
<b>O1 – O3</b>	89	±2	0	2	8	38	51	±2	4.4	±0.1	
<b>O4 – O6</b>	89	±1	0	1	6	38	54	±2	4.5	±0.1	
<b>DEPLOYMENT</b>											
<b>Deployed Past 12 Months</b>	86	±2	0	1	12	36	50	±3	4.3	±0.1	
<b>Not Deployed Past 12 Months</b>	87	±1	1	1	9	33	56	±2	4.4	±0.1	
<b>RACE/ETHNICITY</b>											
<b>Non-Hispanic White</b>	88	±1	1	1	10	34	54	±2	4.4	±0.1	
<b>Total Minority</b>	85	±2	0	1	10	35	54	±2	4.4	±0.1	
Non-Hispanic Black	85	±2	0	1	9	35	55	±3	4.4	±0.1	
Hispanic	84	±3	1	2	11	33	54	±4	4.4	±0.1	
<b>EXPERIENCED BEHAVIORS</b>											
<b>Experienced USC</b>	72	±7	4	7	18	42	29	±9	3.9	±0.2	
<b>Not Experienced USC</b>	90	±1	0	1	10	34	54	±2	4.4	±0.1	
<b>Experienced SH</b>	80	±3	2	6	16	42	34	±4	4.0	±0.1	
<b>Not Experienced SH</b>	88	±1	0	1	9	33	56	±2	4.4	±0.1	
<b>FEMALES</b>											
<b>Total</b>	86	±2	1	2	10	36	50	±2	4.3	±0.1	
<b>Army</b>	85	±2	1	2	11	36	51	±3	4.3	±0.1	
<b>Navy</b>	83	±3	0	3	13	39	45	±3	4.2	±0.1	
<b>Marine Corps</b>	80	±7	1	5	9	40	45	±11	4.2	±0.2	
<b>Air Force</b>	90	±2	1	2	8	35	54	±3	4.4	±0.1	
<b>Enlisted</b>	85	±2	1	2	11	35	51	±2	4.3	±0.1	
<b>E1 – E4</b>	83	±3	0	3	14	34	49	±3	4.3	±0.1	
<b>E5 – E9</b>	88	±2	1	2	8	36	53	±3	4.4	±0.1	
<b>Officers</b>	87	±2	1	3	10	42	45	±3	4.3	±0.1	
<b>O1 – O3</b>	88	±3	1	3	10	44	43	±4	4.3	±0.1	
<b>O4 – O6</b>	86	±2	0	3	7	40	49	±4	4.3	±0.1	

Note. Percent responding are Service members who answered the question and who have had sexual harassment training in the past 12 months (Q80).



82d. Continued	Percent Responding		Percentages					Max ME	Average Agreement			
			1	2	3	4	5					
<b>FEMALES (CONTINUED)</b>												
Experienced USC	74	±7	4	5	18	40	34	±8	4.0	±0.2		
Not Experienced USC	90	±1	0	2	10	36	51	±2	4.4	±0.1		
Experienced SH	81	±3	1	6	17	40	37	±3	4.1	±0.1		
Not Experienced SH	88	±2	0	1	8	35	56	±2	4.5	±0.1		
Deployed Past 12 Months	83	±3	0	4	11	37	47	±4	4.3	±0.1		
Not Deployed Past 12 Months	87	±2	1	2	10	36	51	±2	4.4	±0.1		
Army Enlisted	84	±2	1	2	11	34	53	±3	4.4	±0.1		
E1 – E4	80	±4	1	2	15	34	48	±5	4.3	±0.1		
Army Officers	88	±3	1	2	10	42	45	±5	4.3	±0.1		
Navy Enlisted	82	±3	0	3	14	38	45	±4	4.2	±0.1		
E1 – E4	80	±5	1	3	19	35	43	±6	4.2	±0.1		
Navy Officers	84	±5	0	4	9	45	42	±6	4.3	±0.1		
Marine Corps Enlisted	81	±7	1	5	9	39	46	±12	4.2	±0.2		
E1 – E4	77	±11	1	8	11	38	43	±21	4.1	±0.4		
Marine Corps Officers	79	±9	1	5	9	44	41	±10	4.2	±0.1		
Air Force Enlisted	90	±2	1	2	8	34	56	±4	4.4	±0.1		
E1 – E4	90	±3	0	2	10	32	56	±6	4.4	±0.1		
Air Force Officers	89	±3	1	3	10	40	47	±5	4.3	±0.1		
<b>MALES</b>												
Total	87	±1	1	1	10	34	54	±2	4.4	±0.1		
Army	87	±2	1	1	11	34	54	±3	4.4	±0.1		
Navy	85	±2	1	1	11	37	50	±3	4.3	±0.1		
Marine Corps	83	±3	1	1	8	33	57	±3	4.5	±0.1		
Air Force	91	±2	0	1	9	32	58	±2	4.5	±0.1		
Enlisted	87	±1	1	1	11	33	54	±2	4.4	±0.1		
E1 – E4	83	±2	1	1	13	32	53	±3	4.4	±0.1		
E5 – E9	89	±1	0	1	9	34	55	±2	4.4	±0.1		
Officers	90	±1	0	1	7	37	54	±2	4.4	±0.1		
O1 – O3	89	±2	0	1	8	37	53	±3	4.4	±0.1		
O4 – O6	89	±1	0	1	6	37	55	±2	4.5	±0.1		
Experienced USC	70	±11	4	8	18	43	26	±14	3.8	±0.3		
Not Experienced USC	90	±1	0	1	10	34	55	±2	4.4	±0.1		
Experienced SH	80	±5	3	5	16	45	30	±7	3.9	±0.2		
Not Experienced SH	88	±1	0	1	10	33	56	±2	4.4	±0.1		
Deployed Past 12 Months	86	±2	0	1	12	36	50	±3	4.4	±0.1		
Not Deployed Past 12 Months	87	±2	1	1	9	33	57	±2	4.4	±0.1		
Army Enlisted	87	±2	1	1	11	33	54	±3	4.4	±0.1		
E1 – E4	83	±4	1	1	13	32	53	±6	4.3	±0.1		
Army Officers	89	±2	0	1	8	38	53	±3	4.4	±0.1		
Navy Enlisted	85	±3	1	1	12	36	50	±4	4.3	±0.1		
E1 – E4	80	±5	2	1	16	34	48	±7	4.3	±0.2		
Navy Officers	88	±2	0	1	7	42	51	±3	4.4	±0.1		
Marine Corps Enlisted	83	±3	1	1	9	33	57	±4	4.4	±0.1		
E1 – E4	82	±4	1	1	10	33	56	±5	4.4	±0.1		
Marine Corps Officers	86	±4	0	1	5	35	59	±5	4.5	±0.1		
Air Force Enlisted	91	±2	0	1	9	31	58	±3	4.4	±0.1		
E1 – E4	88	±3	0	1	11	31	56	±5	4.4	±0.1		
Air Force Officers	93	±2	0	1	7	33	58	±3	4.5	±0.1		






































**82. My Service's sexual harassment training...**

**e. Explains the process for reporting sexual harassment.**

1. Strongly disagree  
4. Agree

2. Disagree  
5. Strongly agree

3. Neither agree nor disagree

	Percent Responding		Percentages					Max ME	Average Agreement		
			1	2	3	4	5				
<b>TOTAL</b>	87	±1	0	1	8	35	56	±2	4.4	±0.1	
<b>Army</b>	87	±2	0	1	8	35	56	±3	4.4	±0.1	
<b>Navy</b>	85	±2	1	1	11	37	51	±3	4.4	±0.1	
<b>Marine Corps</b>	83	±3	0	1	9	32	57	±3	4.4	±0.1	
<b>Air Force</b>	91	±1	0	1	7	33	59	±2	4.5	±0.1	
<b>PAYGRADE</b>											
<b>Enlisted</b>	86	±1	0	1	9	34	55	±2	4.4	±0.1	
<b>E1 – E4</b>	83	±2	1	1	12	33	53	±3	4.4	±0.1	
E1 – E3	81	±3	0	2	12	31	55	±5	4.4	±0.1	
E4	84	±3	1	1	12	34	52	±3	4.4	±0.1	
<b>E5 – E9</b>	89	±1	0	1	7	35	57	±2	4.5	±0.1	
E5 – E6	88	±2	0	1	9	35	55	±2	4.4	±0.1	
E7 – E9	92	±1	0	0	3	33	64	±2	4.6	±0.1	
<b>Officers</b>	89	±1	0	0	4	38	56	±2	4.5	±0.1	
<b>W1 – W5</b>	93	±2	0	0	4	38	58	±5	4.5	±0.1	
<b>O1 – O3</b>	89	±2	0	1	5	40	54	±2	4.5	±0.1	
<b>O4 – O6</b>	88	±1	0	0	3	37	59	±2	4.6	±0.1	
<b>DEPLOYMENT</b>											
<b>Deployed Past 12 Months</b>	86	±2	0	1	10	36	53	±3	4.4	±0.1	
<b>Not Deployed Past 12 Months</b>	87	±1	0	1	8	34	57	±2	4.5	±0.1	
<b>RACE/ETHNICITY</b>											
<b>Non-Hispanic White</b>	88	±1	0	1	8	34	56	±2	4.4	±0.1	
<b>Total Minority</b>	85	±2	0	1	9	35	55	±2	4.4	±0.1	
Non-Hispanic Black	85	±2	0	0	8	35	57	±3	4.5	±0.1	
Hispanic	84	±3	1	1	9	34	55	±4	4.4	±0.1	
<b>EXPERIENCED BEHAVIORS</b>											
<b>Experienced USC</b>	72	±7	4	4	18	41	33	±9	4.0	±0.2	
<b>Not Experienced USC</b>	90	±1	0	1	8	34	56	±2	4.5	±0.1	
<b>Experienced SH</b>	80	±3	1	4	14	44	37	±4	4.1	±0.1	
<b>Not Experienced SH</b>	88	±1	0	1	8	34	58	±2	4.5	±0.1	
<b>FEMALES</b>											
<b>Total</b>	85	±2	0	2	8	38	52	±2	4.4	±0.1	
<b>Army</b>	85	±2	0	2	7	38	52	±3	4.4	±0.1	
<b>Navy</b>	82	±3	0	2	12	39	46	±4	4.3	±0.1	
<b>Marine Corps</b>	80	±7	0	8	9	37	46	±14	4.2	±0.3	
<b>Air Force</b>	89	±2	0	1	7	36	56	±3	4.5	±0.1	
<b>Enlisted</b>	85	±2	0	2	9	36	53	±2	4.4	±0.1	
E1 – E4	82	±3	0	3	12	35	50	±3	4.3	±0.1	
E5 – E9	87	±2	0	1	6	37	55	±3	4.5	±0.1	
<b>Officers</b>	87	±2	0	1	6	45	48	±3	4.4	±0.1	
O1 – O3	88	±3	0	1	7	47	45	±4	4.4	±0.1	
O4 – O6	85	±2	0	1	3	41	55	±4	4.5	±0.1	

Note. Percent responding are Service members who answered the question and who have had sexual harassment training in the past 12 months (Q80).

82e. Continued	Percent Responding		Percentages					Max ME	Average Agreement		
			1	2	3	4	5				
<b>FEMALES (CONTINUED)</b>											
Experienced USC	73	±7	2	8	18	39	33	±9	3.9	±0.2	
Not Experienced USC	90	±1	0	1	8	38	53	±2	4.4	±0.1	
Experienced SH	80	±3	1	4	13	43	39	±3	4.2	±0.1	
Not Experienced SH	88	±2	0	1	6	35	58	±2	4.5	±0.1	
Deployed Past 12 Months	82	±3	0	2	9	40	49	±4	4.4	±0.1	
Not Deployed Past 12 Months	86	±2	0	2	8	37	53	±2	4.4	±0.1	
Army Enlisted	84	±2	0	2	8	37	53	±3	4.4	±0.1	
E1 – E4	80	±4	0	3	11	38	49	±5	4.3	±0.1	
Army Officers	89	±3	0	1	6	45	48	±5	4.4	±0.1	
Navy Enlisted	81	±3	1	2	12	38	47	±4	4.3	±0.1	
E1 – E4	79	±5	1	3	17	35	44	±6	4.2	±0.1	
Navy Officers	83	±5	0	2	9	44	46	±6	4.3	±0.1	
Marine Corps Enlisted	80	±8	0	8	9	36	46	±15	4.2	±0.3	
E1 – E4	77	±12	1	13	12	31	43	±23	4.0	±0.4	
Marine Corps Officers	80	±9	0	3	5	49	43	±9	4.3	±0.1	
Air Force Enlisted	89	±2	0	1	7	34	57	±4	4.5	±0.1	
E1 – E4	90	±3	0	1	9	33	57	±6	4.5	±0.1	
Air Force Officers	89	±3	0	1	5	44	51	±5	4.4	±0.1	
<b>MALES</b>											
Total	87	±1	0	1	8	34	56	±2	4.4	±0.1	
Army	87	±2	0	1	8	34	56	±3	4.5	±0.1	
Navy	86	±2	1	1	10	37	51	±3	4.4	±0.1	
Marine Corps	84	±3	0	1	9	32	58	±3	4.5	±0.1	
Air Force	91	±2	0	1	7	32	60	±2	4.5	±0.1	
Enlisted	87	±1	0	1	9	33	56	±2	4.4	±0.1	
E1 – E4	83	±2	1	1	12	32	54	±3	4.4	±0.1	
E5 – E9	89	±1	0	1	7	34	57	±2	4.5	±0.1	
Officers	89	±1	0	0	4	37	58	±2	4.5	±0.1	
O1 – O3	89	±2	0	1	5	38	56	±3	4.5	±0.1	
O4 – O6	89	±2	0	0	3	36	60	±2	4.6	±0.1	
Experienced USC	72	±11	5	2	18	42	34	±14	4.0	±0.3	
Not Experienced USC	90	±1	0	1	8	34	57	±2	4.5	±0.1	
Experienced SH	80	±5	2	4	14	45	35	±7	4.1	±0.2	
Not Experienced SH	88	±1	0	1	8	33	58	±2	4.5	±0.1	
Deployed Past 12 Months	86	±2	0	1	10	36	53	±3	4.4	±0.1	
Not Deployed Past 12 Months	88	±2	0	1	8	33	58	±2	4.5	±0.1	
Army Enlisted	87	±2	1	1	9	33	56	±3	4.4	±0.1	
E1 – E4	83	±4	1	1	12	31	55	±6	4.4	±0.1	
Army Officers	89	±2	0	0	4	39	56	±3	4.5	±0.1	
Navy Enlisted	85	±3	1	1	12	36	51	±4	4.4	±0.1	
E1 – E4	80	±5	1	1	17	34	48	±7	4.3	±0.2	
Navy Officers	88	±2	0	1	4	42	53	±3	4.5	±0.1	
Marine Corps Enlisted	83	±3	0	1	9	32	58	±4	4.4	±0.1	
E1 – E4	82	±4	1	1	11	32	55	±5	4.4	±0.1	
Marine Corps Officers	86	±4	0	0	3	36	61	±5	4.6	±0.1	
Air Force Enlisted	91	±2	0	1	7	32	60	±3	4.5	±0.1	
E1 – E4	88	±3	0	1	9	32	58	±5	4.5	±0.1	
Air Force Officers	92	±2	0	0	5	32	62	±3	4.6	±0.1	

**82. My Service's sexual harassment training...**

**f. Makes me feel it is safe to complain about unwanted sex-related attention.**

1. Strongly disagree  
4. Agree

2. Disagree  
5. Strongly agree

3. Neither agree nor disagree

	Percent Responding		Percentages					Max ME	Average Agreement		
			1	2	3	4	5				
<b>TOTAL</b>	87	±1	1	2	13	32	51	±2	4.3	±0.1	
<b>Army</b>	87	±2	1	2	15	32	50	±3	4.3	±0.1	
<b>Navy</b>	86	±2	1	2	14	34	48	±3	4.3	±0.1	
<b>Marine Corps</b>	83	±3	1	1	12	31	54	±3	4.4	±0.1	
<b>Air Force</b>	91	±1	1	2	11	31	55	±2	4.4	±0.1	
<b>PAYGRADE</b>											
<b>Enlisted</b>	87	±1	1	2	14	31	51	±2	4.3	±0.1	
<b>E1 – E4</b>	83	±2	1	2	17	30	49	±3	4.2	±0.1	
E1 – E3	82	±3	1	1	17	30	51	±5	4.3	±0.1	
E4	85	±2	2	3	17	30	48	±3	4.2	±0.1	
<b>E5 – E9</b>	89	±1	1	2	12	32	52	±2	4.3	±0.1	
E5 – E6	88	±2	1	2	14	33	50	±2	4.3	±0.1	
E7 – E9	92	±1	0	1	7	31	60	±2	4.5	±0.1	
<b>Officers</b>	89	±1	1	2	9	36	53	±2	4.4	±0.1	
<b>W1 – W5</b>	93	±2	1	1	9	36	53	±5	4.4	±0.1	
<b>O1 – O3</b>	89	±2	1	2	10	37	51	±2	4.4	±0.1	
<b>O4 – O6</b>	89	±1	0	1	8	34	56	±2	4.4	±0.1	
<b>DEPLOYMENT</b>											
<b>Deployed Past 12 Months</b>	86	±2	1	2	16	33	48	±2	4.2	±0.1	
<b>Not Deployed Past 12 Months</b>	88	±1	1	2	12	32	53	±2	4.3	±0.1	
<b>RACE/ETHNICITY</b>											
<b>Non-Hispanic White</b>	88	±1	1	2	13	32	52	±2	4.3	±0.1	
<b>Total Minority</b>	86	±2	1	2	14	33	50	±2	4.3	±0.1	
Non-Hispanic Black	86	±2	1	2	14	32	51	±3	4.3	±0.1	
Hispanic	84	±3	1	3	14	33	50	±4	4.3	±0.1	
<b>EXPERIENCED BEHAVIORS</b>											
<b>Experienced USC</b>	73	±7	9	12	33	25	22	±9	3.4	±0.3	
<b>Not Experienced USC</b>	90	±1	1	2	13	32	52	±2	4.3	±0.1	
<b>Experienced SH</b>	81	±3	5	10	26	34	26	±4	3.7	±0.1	
<b>Not Experienced SH</b>	88	±1	1	1	12	32	54	±2	4.4	±0.1	
<b>FEMALES</b>											
<b>Total</b>	86	±2	1	6	18	33	41	±2	4.1	±0.1	
<b>Army</b>	85	±2	2	7	19	32	40	±3	4.0	±0.1	
<b>Navy</b>	82	±3	1	5	20	36	37	±3	4.0	±0.1	
<b>Marine Corps</b>	80	±7	1	5	23	32	39	±9	4.0	±0.2	
<b>Air Force</b>	90	±2	2	5	14	33	46	±3	4.2	±0.1	
<b>Enlisted</b>	85	±2	2	6	19	32	42	±2	4.1	±0.1	
<b>E1 – E4</b>	83	±3	2	7	21	30	40	±3	4.0	±0.1	
<b>E5 – E9</b>	88	±2	1	5	16	33	43	±3	4.1	±0.1	
<b>Officers</b>	87	±2	1	5	15	40	39	±3	4.1	±0.1	
<b>O1 – O3</b>	88	±3	1	4	16	42	37	±4	4.1	±0.1	
<b>O4 – O6</b>	85	±2	1	5	13	37	44	±4	4.2	±0.1	

Note. Percent responding are Service members who answered the question and who have had sexual harassment training in the past 12 months (Q80).

82f. Continued	Percent Responding		Percentages					Max ME	Average Agreement		
			1	2	3	4	5				
<b>FEMALES (CONTINUED)</b>											
Experienced USC	74	±7	6	16	37	26	16	±9	3.3	±0.2	
Not Experienced USC	90	±1	1	5	17	34	43	±2	4.1	±0.1	
Experienced SH	81	±3	3	14	29	32	23	±3	3.6	±0.1	
Not Experienced SH	88	±2	1	2	13	34	50	±2	4.3	±0.1	
Deployed Past 12 Months	82	±3	2	7	21	33	37	±3	4.0	±0.1	
Not Deployed Past 12 Months	87	±2	1	5	17	34	43	±2	4.1	±0.1	
Army Enlisted	84	±2	2	8	20	31	40	±3	4.0	±0.1	
E1 – E4	80	±4	2	10	23	29	36	±5	3.9	±0.2	
Army Officers	88	±3	1	4	18	36	40	±4	4.1	±0.1	
Navy Enlisted	82	±3	1	5	22	34	38	±4	4.0	±0.1	
E1 – E4	80	±5	1	5	25	33	36	±6	4.0	±0.2	
Navy Officers	84	±5	0	6	12	46	35	±6	4.1	±0.1	
Marine Corps Enlisted	80	±8	1	5	24	31	40	±10	4.0	±0.2	
E1 – E4	76	±12	1	3	29	29	39	±17	4.0	±0.3	
Marine Corps Officers	80	±9	1	7	15	41	36	±10	4.0	±0.1	
Air Force Enlisted	90	±2	2	5	15	32	47	±4	4.2	±0.1	
E1 – E4	91	±3	3	5	15	31	47	±6	4.1	±0.2	
Air Force Officers	89	±3	1	4	13	40	42	±5	4.2	±0.1	
<b>MALES</b>											
Total	87	±1	1	1	13	32	53	±2	4.3	±0.1	
Army	87	±2	1	1	14	32	51	±3	4.3	±0.1	
Navy	86	±2	1	2	13	34	50	±3	4.3	±0.1	
Marine Corps	84	±3	1	1	12	31	55	±3	4.4	±0.1	
Air Force	92	±2	0	1	11	30	58	±3	4.4	±0.1	
Enlisted	87	±1	1	2	14	31	53	±2	4.3	±0.1	
E1 – E4	84	±2	1	2	16	30	51	±3	4.3	±0.1	
E5 – E9	90	±1	1	1	12	32	54	±2	4.4	±0.1	
Officers	90	±1	0	1	8	35	56	±2	4.4	±0.1	
O1 – O3	89	±2	1	1	9	35	54	±3	4.4	±0.1	
O4 – O6	89	±1	0	1	7	34	58	±2	4.5	±0.1	
Experienced USC	72	±11	11	10	30	24	26	±14	3.4	±0.4	
Not Experienced USC	90	±1	1	1	12	32	54	±2	4.4	±0.1	
Experienced SH	80	±5	6	7	23	36	28	±7	3.7	±0.2	
Not Experienced SH	88	±1	1	1	12	32	55	±2	4.4	±0.1	
Deployed Past 12 Months	87	±2	1	2	15	33	49	±3	4.3	±0.1	
Not Deployed Past 12 Months	88	±1	1	1	11	31	55	±2	4.4	±0.1	
Army Enlisted	87	±2	1	1	15	31	51	±3	4.3	±0.1	
E1 – E4	83	±4	1	1	18	29	50	±6	4.3	±0.1	
Army Officers	89	±2	1	1	10	37	52	±3	4.4	±0.1	
Navy Enlisted	86	±3	1	2	14	33	49	±4	4.3	±0.1	
E1 – E4	80	±5	2	3	19	31	45	±7	4.1	±0.2	
Navy Officers	88	±2	0	1	8	37	54	±3	4.4	±0.1	
Marine Corps Enlisted	83	±3	1	1	12	31	55	±4	4.4	±0.1	
E1 – E4	82	±4	0	1	13	32	53	±5	4.4	±0.1	
Marine Corps Officers	86	±4	0	0	6	33	60	±5	4.5	±0.1	
Air Force Enlisted	91	±2	1	1	12	30	57	±3	4.4	±0.1	
E1 – E4	89	±3	1	2	13	28	56	±5	4.4	±0.1	
Air Force Officers	93	±2	0	1	7	32	60	±3	4.5	±0.1	

**82. My Service's sexual harassment training...**

**g. Provides information about policies, procedures, and consequences of sexual harassment.**

1. Strongly disagree                      2. Disagree                                      3. Neither agree nor disagree  
4. Agree                                      5. Strongly agree

	Percent Responding		Percentages					Max ME	Average Agreement		
			1	2	3	4	5				
<b>TOTAL</b>	87	±1	0	1	9	35	56	±2	4.4	±0.1	
<b>Army</b>	87	±2	0	1	9	34	56	±3	4.4	±0.1	
<b>Navy</b>	85	±2	0	1	11	37	51	±3	4.4	±0.1	
<b>Marine Corps</b>	83	±3	0	1	8	33	58	±3	4.5	±0.1	
<b>Air Force</b>	91	±1	0	1	7	33	59	±2	4.5	±0.1	
<b>PAYGRADE</b>											
<b>Enlisted</b>	87	±1	0	1	9	34	55	±2	4.4	±0.1	
<b>E1 – E4</b>	83	±2	1	1	12	33	53	±3	4.4	±0.1	
E1 – E3	82	±3	1	1	12	32	54	±5	4.4	±0.1	
E4	85	±2	1	1	11	34	53	±3	4.4	±0.1	
<b>E5 – E9</b>	89	±1	0	1	8	34	57	±2	4.5	±0.1	
E5 – E6	88	±2	0	1	9	35	55	±2	4.4	±0.1	
E7 – E9	92	±1	0	0	4	32	64	±2	4.6	±0.1	
<b>Officers</b>	89	±1	0	0	4	38	57	±2	4.5	±0.1	
<b>W1 – W5</b>	94	±2	0	1	5	37	58	±5	4.5	±0.1	
O1 – O3	89	±2	0	0	5	40	54	±2	4.5	±0.1	
O4 – O6	89	±1	0	0	3	36	61	±2	4.6	±0.1	
<b>DEPLOYMENT</b>											
<b>Deployed Past 12 Months</b>	86	±2	0	1	10	36	53	±3	4.4	±0.1	
<b>Not Deployed Past 12 Months</b>	87	±1	0	1	8	34	57	±2	4.5	±0.1	
<b>RACE/ETHNICITY</b>											
<b>Non-Hispanic White</b>	88	±1	0	1	8	34	56	±2	4.5	±0.1	
<b>Total Minority</b>	86	±2	0	1	9	35	55	±2	4.4	±0.1	
Non-Hispanic Black	86	±2	0	1	9	34	56	±3	4.5	±0.1	
Hispanic	84	±3	1	0	9	35	55	±4	4.4	±0.1	
<b>EXPERIENCED BEHAVIORS</b>											
<b>Experienced USC</b>	73	±7	2	4	17	41	35	±9	4.0	±0.2	
<b>Not Experienced USC</b>	90	±1	0	1	8	34	56	±2	4.5	±0.1	
<b>Experienced SH</b>	80	±3	2	3	14	46	36	±4	4.1	±0.1	
<b>Not Experienced SH</b>	88	±1	0	1	8	33	58	±2	4.5	±0.1	
<b>FEMALES</b>											
<b>Total</b>	86	±2	0	1	9	39	50	±2	4.4	±0.1	
<b>Army</b>	85	±2	0	2	8	39	51	±3	4.4	±0.1	
<b>Navy</b>	82	±3	0	1	13	42	44	±3	4.3	±0.1	
<b>Marine Corps</b>	80	±7	3	1	8	43	45	±15	4.2	±0.3	
<b>Air Force</b>	90	±2	0	2	7	36	55	±3	4.4	±0.1	
<b>Enlisted</b>	85	±2	1	2	10	37	51	±2	4.4	±0.1	
<b>E1 – E4</b>	83	±3	1	2	13	36	48	±4	4.3	±0.1	
<b>E5 – E9</b>	88	±2	0	1	7	38	53	±3	4.4	±0.1	
<b>Officers</b>	87	±2	0	1	5	45	48	±3	4.4	±0.1	
<b>O1 – O3</b>	88	±3	0	1	6	47	45	±4	4.4	±0.1	
<b>O4 – O6</b>	85	±2	0	1	3	42	54	±4	4.5	±0.1	

Note. Percent responding are Service members who answered the question and who have had sexual harassment training in the past 12 months (Q80).

82g. Continued	Percent Responding		Percentages					Max ME	Average Agreement		
			1	2	3	4	5				
<b>FEMALES (CONTINUED)</b>											
Experienced USC	75	±7	2	4	18	46	31	±8	4.0	±0.2	
Not Experienced USC	90	±1	0	1	8	38	52	±2	4.4	±0.1	
Experienced SH	81	±3	1	3	14	45	36	±3	4.1	±0.1	
Not Experienced SH	88	±2	0	1	7	36	56	±2	4.5	±0.1	
Deployed Past 12 Months	82	±3	0	2	11	39	48	±4	4.3	±0.1	
Not Deployed Past 12 Months	87	±2	1	1	8	39	51	±2	4.4	±0.1	
Army Enlisted	84	±2	0	2	9	37	52	±3	4.4	±0.1	
E1 – E4	80	±4	0	2	12	37	49	±5	4.3	±0.1	
Army Officers	88	±3	0	1	5	45	49	±5	4.4	±0.1	
Navy Enlisted	82	±3	0	1	14	41	44	±4	4.3	±0.1	
E1 – E4	80	±5	1	1	18	39	41	±6	4.2	±0.1	
Navy Officers	84	±5	0	1	8	48	43	±6	4.3	±0.1	
Marine Corps Enlisted	80	±8	4	1	8	42	45	±17	4.2	±0.3	
E1 – E4	76	±12	NR	1	11	40	42	±16	4.1	±0.5	
Marine Corps Officers	80	±9	0	1	6	49	44	±9	4.3	±0.1	
Air Force Enlisted	90	±2	0	2	8	35	55	±4	4.4	±0.1	
E1 – E4	90	±3	0	2	10	33	55	±6	4.4	±0.1	
Air Force Officers	89	±3	0	2	4	43	51	±5	4.4	±0.1	
<b>MALES</b>											
Total	87	±1	0	1	9	34	57	±2	4.5	±0.1	
Army	87	±2	0	1	9	34	56	±3	4.4	±0.1	
Navy	86	±2	1	1	10	36	52	±3	4.4	±0.1	
Marine Corps	83	±3	0	1	8	33	59	±3	4.5	±0.1	
Air Force	92	±2	0	1	7	32	60	±2	4.5	±0.1	
Enlisted	87	±1	0	1	9	33	56	±2	4.4	±0.1	
E1 – E4	83	±2	1	1	12	32	54	±3	4.4	±0.1	
E5 – E9	89	±1	0	1	8	34	58	±2	4.5	±0.1	
Officers	90	±1	0	0	4	37	59	±2	4.5	±0.1	
O1 – O3	89	±2	0	0	5	39	56	±3	4.5	±0.1	
O4 – O6	89	±1	0	0	3	35	62	±2	4.6	±0.1	
Experienced USC	72	±11	3	4	17	38	38	±14	4.1	±0.3	
Not Experienced USC	90	±1	0	1	8	34	57	±2	4.5	±0.1	
Experienced SH	80	±5	2	3	13	48	35	±7	4.1	±0.2	
Not Experienced SH	88	±1	0	0	8	33	58	±2	4.5	±0.1	
Deployed Past 12 Months	87	±2	0	1	10	35	53	±3	4.4	±0.1	
Not Deployed Past 12 Months	88	±2	0	0	8	33	58	±2	4.5	±0.1	
Army Enlisted	86	±2	1	1	10	33	56	±3	4.4	±0.1	
E1 – E4	83	±4	1	1	12	32	54	±6	4.4	±0.1	
Army Officers	89	±2	0	0	5	38	56	±3	4.5	±0.1	
Navy Enlisted	86	±3	1	1	12	36	51	±4	4.4	±0.1	
E1 – E4	80	±5	2	1	16	33	48	±7	4.3	±0.2	
Navy Officers	88	±2	0	0	4	41	55	±3	4.5	±0.1	
Marine Corps Enlisted	83	±3	0	1	8	33	58	±4	4.5	±0.1	
E1 – E4	82	±4	0	1	9	33	57	±5	4.5	±0.1	
Marine Corps Officers	86	±4	0	0	3	35	63	±5	4.6	±0.1	
Air Force Enlisted	91	±2	0	1	8	32	60	±3	4.5	±0.1	
E1 – E4	89	±3	0	1	9	32	58	±5	4.5	±0.1	
Air Force Officers	93	±2	0	0	4	34	62	±3	4.6	±0.1	

NR: Not reportable

**83. In your opinion, how effective was the training you received in actually reducing/preventing behaviors that might be seen as sexual harassment?**1. Not at all effective  
4. Very effective

2. Slightly effective

3. Moderately effective

	Percent Responding		Percentages				Max ME	Average Effectiveness of Training		
			1	2	3	4				
<b>TOTAL</b>	88	±1	5	12	40	43	±2	3.2	±0.1	
<b>Army</b>	87	±2	6	13	39	42	±3	3.2	±0.1	
<b>Navy</b>	86	±2	5	13	39	43	±3	3.2	±0.1	
<b>Marine Corps</b>	84	±2	5	9	40	45	±3	3.3	±0.1	
<b>Air Force</b>	92	±1	5	12	41	42	±2	3.2	±0.1	
<b>PAYGRADE</b>										
<b>Enlisted</b>	87	±1	5	12	38	45	±2	3.2	±0.1	
<b>E1 – E4</b>	84	±2	7	12	39	43	±3	3.2	±0.1	
<b>E1 – E3</b>	82	±3	5	11	39	45	±5	3.2	±0.1	
<b>E4</b>	85	±2	8	13	39	41	±3	3.1	±0.1	
<b>E5 – E9</b>	90	±1	5	11	38	47	±2	3.3	±0.1	
<b>E5 – E6</b>	89	±2	5	12	38	45	±2	3.2	±0.1	
<b>E7 – E9</b>	93	±1	2	10	37	51	±2	3.4	±0.1	
<b>Officers</b>	90	±1	4	15	47	33	±2	3.1	±0.1	
<b>W1 – W5</b>	94	±2	4	13	39	44	±5	3.2	±0.1	
<b>O1 – O3</b>	90	±2	5	16	48	31	±2	3.1	±0.1	
<b>O4 – O6</b>	89	±1	3	15	48	34	±2	3.1	±0.1	
<b>DEPLOYMENT</b>										
<b>Deployed Past 12 Months</b>	87	±2	6	13	41	40	±2	3.1	±0.1	
<b>Not Deployed Past 12 Months</b>	88	±1	5	12	39	45	±2	3.2	±0.1	
<b>RACE/ETHNICITY</b>										
<b>Non-Hispanic White</b>	89	±1	6	14	41	39	±2	3.1	±0.1	
<b>Total Minority</b>	86	±2	4	10	37	49	±2	3.3	±0.1	
<b>Non-Hispanic Black</b>	86	±2	4	9	36	52	±3	3.4	±0.1	
<b>Hispanic</b>	85	±3	4	10	37	49	±4	3.3	±0.1	
<b>EXPERIENCED BEHAVIORS</b>										
<b>Experienced USC</b>	73	±7	15	24	42	19	±9	2.7	±0.2	
<b>Not Experienced USC</b>	91	±1	5	12	40	43	±2	3.2	±0.1	
<b>Experienced SH</b>	81	±3	13	25	43	20	±4	2.7	±0.1	
<b>Not Experienced SH</b>	88	±1	4	11	39	45	±2	3.3	±0.1	
<b>FEMALES</b>										
<b>Total</b>	86	±1	6	17	42	35	±2	3.1	±0.1	
<b>Army</b>	85	±2	7	18	42	33	±3	3.0	±0.1	
<b>Navy</b>	83	±3	7	19	42	33	±3	3.0	±0.1	
<b>Marine Corps</b>	83	±6	10	16	42	32	±9	3.0	±0.2	
<b>Air Force</b>	90	±2	4	14	44	38	±3	3.1	±0.1	
<b>Enlisted</b>	86	±2	6	16	41	37	±2	3.1	±0.1	
<b>E1 – E4</b>	83	±3	7	18	40	35	±3	3.0	±0.1	
<b>E5 – E9</b>	88	±2	5	14	42	38	±3	3.1	±0.1	
<b>Officers</b>	88	±2	5	21	49	25	±3	3.0	±0.1	
<b>O1 – O3</b>	88	±3	5	20	52	23	±4	2.9	±0.1	
<b>O4 – O6</b>	86	±2	4	21	46	29	±4	3.0	±0.1	

Note. Percent responding are Service members who answered the question and who have had sexual harassment training in the past 12 months (Q80).



83. Continued	Percent Responding		Percentages				Max ME	Average Effectiveness of Training		
			1	2	3	4				
<b>FEMALES (CONTINUED)</b>										
Experienced USC	75	±7	17	33	36	14	±9	2.5	±0.2	
Not Experienced USC	91	±1	5	16	43	36	±2	3.1	±0.1	
Experienced SH	82	±3	13	28	42	18	±3	2.6	±0.1	
Not Experienced SH	88	±2	3	12	43	42	±2	3.2	±0.1	
Deployed Past 12 Months	83	±3	6	18	43	32	±3	3.0	±0.1	
Not Deployed Past 12 Months	87	±2	6	16	42	36	±2	3.1	±0.1	
Army Enlisted	85	±2	7	18	40	35	±3	3.0	±0.1	
E1 – E4	80	±4	8	22	38	32	±5	2.9	±0.1	
Army Officers	90	±3	6	19	50	26	±5	3.0	±0.1	
Navy Enlisted	83	±3	7	18	41	35	±4	3.0	±0.1	
E1 – E4	81	±5	8	21	39	32	±6	3.0	±0.1	
Navy Officers	84	±5	5	23	50	22	±6	2.9	±0.1	
Marine Corps Enlisted	83	±6	11	16	41	32	±10	2.9	±0.2	
E1 – E4	81	±10	13	15	40	32	±16	2.9	±0.4	
Marine Corps Officers	80	±9	6	18	49	27	±9	3.0	±0.1	
Air Force Enlisted	90	±2	5	12	43	40	±4	3.2	±0.1	
E1 – E4	90	±3	5	13	41	41	±6	3.2	±0.1	
Air Force Officers	89	±3	3	22	48	27	±5	3.0	±0.1	
<b>MALES</b>										
Total	88	±1	5	11	39	44	±2	3.2	±0.1	
Army	88	±2	6	12	39	44	±3	3.2	±0.1	
Navy	86	±2	4	12	39	45	±3	3.2	±0.1	
Marine Corps	84	±3	5	9	40	46	±3	3.3	±0.1	
Air Force	92	±1	5	12	40	43	±2	3.2	±0.1	
Enlisted	87	±1	5	11	38	46	±2	3.3	±0.1	
E1 – E4	84	±2	6	11	38	44	±3	3.2	±0.1	
E5 – E9	90	±1	4	11	37	48	±2	3.3	±0.1	
Officers	90	±1	4	15	47	35	±2	3.1	±0.1	
O1 – O3	90	±2	5	15	47	33	±3	3.1	±0.1	
O4 – O6	90	±1	3	14	48	35	±2	3.2	±0.1	
Experienced USC	72	±11	14	18	46	22	±14	2.8	±0.3	
Not Experienced USC	91	±1	5	11	39	45	±2	3.2	±0.1	
Experienced SH	80	±5	13	22	43	22	±7	2.7	±0.2	
Not Experienced SH	88	±1	5	11	39	46	±2	3.3	±0.1	
Deployed Past 12 Months	87	±2	6	12	41	40	±3	3.2	±0.1	
Not Deployed Past 12 Months	88	±1	4	11	38	47	±2	3.3	±0.1	
Army Enlisted	87	±2	6	11	37	46	±3	3.2	±0.1	
E1 – E4	84	±4	7	11	36	45	±6	3.2	±0.1	
Army Officers	90	±2	4	15	47	33	±3	3.1	±0.1	
Navy Enlisted	86	±3	5	12	37	47	±4	3.3	±0.1	
E1 – E4	81	±5	7	12	41	40	±7	3.1	±0.2	
Navy Officers	88	±2	3	14	47	36	±3	3.2	±0.1	
Marine Corps Enlisted	83	±3	5	8	39	48	±4	3.3	±0.1	
E1 – E4	82	±4	5	9	41	46	±5	3.3	±0.1	
Marine Corps Officers	87	±4	2	13	47	37	±5	3.2	±0.1	
Air Force Enlisted	92	±2	5	11	39	45	±3	3.2	±0.1	
E1 – E4	90	±3	5	11	39	44	±5	3.2	±0.1	
Air Force Officers	93	±2	4	15	46	35	±3	3.1	±0.1	

**84. Have you had any military training during the past 12 months on topics related to sexual assault?**

	Percent Responding		Percentages	Max	Percentage
			Yes	ME	Reporting Yes
<b>TOTAL</b>	95	±1	89	±1	
<b>Army</b>	93	±2	90	±2	
<b>Navy</b>	95	±2	88	±2	
<b>Marine Corps</b>	94	±2	82	±3	
<b>Air Force</b>	97	±1	93	±1	
<b>PAYGRADE</b>					
<b>Enlisted</b>	94	±1	90	±1	
<b>E1 – E4</b>	92	±2	88	±2	
E1 – E3	92	±2	87	±3	
E4	91	±2	89	±2	
<b>E5 – E9</b>	96	±1	90	±1	
E5 – E6	95	±1	90	±2	
E7 – E9	98	±1	92	±2	
<b>Officers</b>	98	±1	87	±1	
<b>W1 – W5</b>	98	±1	92	±2	
<b>O1 – O3</b>	97	±1	88	±2	
<b>O4 – O6</b>	98	±1	86	±2	
<b>DEPLOYMENT</b>					
<b>Deployed Past 12 Months</b>	93	±2	90	±2	
<b>Not Deployed Past 12 Months</b>	95	±1	89	±1	
<b>RACE/ETHNICITY</b>					
<b>Non-Hispanic White</b>	96	±1	89	±1	
<b>Total Minority</b>	93	±1	89	±2	
Non-Hispanic Black	93	±2	88	±2	
Hispanic	93	±2	88	±3	
<b>EXPERIENCED BEHAVIORS</b>					
<b>Experienced USC</b>	86	±6	82	±7	
<b>Not Experienced USC</b>	98	±1	89	±1	
<b>Experienced SH</b>	90	±2	87	±3	
<b>Not Experienced SH</b>	95	±1	89	±1	
<b>FEMALES</b>					
<b>Total</b>	93	±1	89	±1	
<b>Army</b>	91	±2	90	±2	
<b>Navy</b>	92	±2	86	±3	
<b>Marine Corps</b>	93	±5	79	±7	
<b>Air Force</b>	96	±1	92	±2	
<b>Enlisted</b>	92	±1	90	±2	
<b>E1 – E4</b>	90	±2	90	±2	
<b>E5 – E9</b>	94	±1	90	±2	
<b>Officers</b>	98	±1	86	±2	
<b>O1 – O3</b>	97	±2	88	±3	
<b>O4 – O6</b>	98	±1	84	±3	

Note. Percent responding are Service members who answered the question.
















































84. Continued	Percent Responding		Percentages	Max ME	Percentage Reporting Yes
			Yes		
<b>FEMALES (CONTINUED)</b>					
Experienced USC	83	±7	85	±7	
Not Experienced USC	98	±1	90	±1	
Experienced SH	90	±2	86	±3	
Not Experienced SH	95	±1	91	±1	
Deployed Past 12 Months	90	±3	90	±2	
Not Deployed Past 12 Months	94	±1	89	±2	
Army Enlisted	89	±2	91	±2	
E1 – E4	86	±4	90	±3	
Army Officers	97	±2	88	±3	
Navy Enlisted	91	±3	88	±3	
E1 – E4	88	±5	88	±4	
Navy Officers	98	±2	79	±6	
Marine Corps Enlisted	92	±5	80	±8	
E1 – E4	91	±8	81	±13	
Marine Corps Officers	98	±2	71	±9	
Air Force Enlisted	96	±2	92	±2	
E1 – E4	95	±3	94	±3	
Air Force Officers	98	±2	91	±3	
<b>MALES</b>					
Total	95	±1	89	±1	
Army	94	±2	90	±2	
Navy	95	±2	88	±2	
Marine Corps	94	±2	82	±3	
Air Force	97	±1	93	±2	
Enlisted	94	±1	89	±1	
E1 – E4	92	±2	88	±2	
E5 – E9	96	±1	91	±1	
Officers	98	±1	87	±1	
O1 – O3	97	±1	88	±2	
O4 – O6	98	±1	86	±2	
Experienced USC	89	±8	81	±11	
Not Experienced USC	98	±1	89	±1	
Experienced SH	90	±4	88	±5	
Not Experienced SH	95	±1	89	±1	
Deployed Past 12 Months	94	±2	90	±2	
Not Deployed Past 12 Months	96	±1	89	±1	
Army Enlisted	93	±2	90	±2	
E1 – E4	91	±3	89	±4	
Army Officers	97	±1	87	±2	
Navy Enlisted	94	±2	89	±3	
E1 – E4	92	±4	87	±5	
Navy Officers	98	±1	83	±3	
Marine Corps Enlisted	94	±2	82	±3	
E1 – E4	92	±3	83	±4	
Marine Corps Officers	97	±2	80	±4	
Air Force Enlisted	97	±1	93	±2	
E1 – E4	95	±2	92	±3	
Air Force Officers	98	±1	94	±2	

**85. In the past 12 months, how many times have you had military training on topics related to sexual assault?**

- 1. Not trained
- 2. Trained once
- 3. Trained twice
- 4. Trained three times
- 5. Trained four times
- 6. Trained five times or more

	Percent Responding		Percentages						Max ME	Average Times Trained		
			1	2	3	4	5	6				
<b>TOTAL</b>	94	±1	11	19	26	14	11	18	±1	3.2	±0.1	
<b>Army</b>	93	±2	10	13	23	15	18	21	±2	3.5	±0.2	
<b>Navy</b>	94	±2	12	19	25	14	9	20	±3	3.2	±0.2	
<b>Marine Corps</b>	93	±2	18	15	23	15	9	20	±3	3.5	±0.2	
<b>Air Force</b>	96	±1	7	31	31	14	6	12	±2	2.6	±0.1	
<b>PAYGRADE</b>												
<b>Enlisted</b>	93	±1	11	17	25	15	12	21	±2	3.3	±0.1	
<b>E1 – E4</b>	91	±2	12	14	20	15	12	26	±3	3.8	±0.2	
E1 – E3	91	±2	13	12	18	16	10	31	±4	4.1	±0.3	
E4	91	±2	11	16	22	15	13	23	±3	3.5	±0.2	
<b>E5 – E9</b>	95	±1	10	20	28	14	12	16	±2	3.0	±0.1	
E5 – E6	95	±1	10	20	27	14	12	17	±2	3.1	±0.1	
E7 – E9	97	±1	8	20	30	15	12	14	±2	2.9	±0.1	
<b>Officers</b>	97	±1	13	27	31	13	8	8	±2	2.4	±0.1	
<b>W1 – W5</b>	98	±1	8	15	29	20	14	14	±5	3.1	±0.3	
<b>O1 – O3</b>	97	±1	12	25	31	13	9	9	±2	2.5	±0.1	
<b>O4 – O6</b>	98	±1	15	32	31	11	6	6	±2	2.2	±0.1	
<b>DEPLOYMENT</b>												
<b>Deployed Past 12 Months</b>	93	±2	10	17	25	15	12	21	±2	3.3	±0.1	
<b>Not Deployed Past 12 Months</b>	95	±1	11	20	26	14	11	17	±2	3.1	±0.1	
<b>RACE/ETHNICITY</b>												
<b>Non-Hispanic White</b>	95	±1	11	20	26	14	11	18	±2	3.1	±0.1	
<b>Total Minority</b>	92	±1	11	18	25	14	12	20	±2	3.3	±0.1	
Non-Hispanic Black	92	±2	12	18	25	15	13	18	±3	3.3	±0.2	
Hispanic	93	±2	12	17	24	14	11	21	±3	3.3	±0.2	
<b>EXPERIENCED BEHAVIORS</b>												
<b>Experienced USC</b>	85	±6	18	16	20	14	9	23	±9	3.7	±0.6	
<b>Not Experienced USC</b>	97	±1	11	19	26	14	11	18	±1	3.2	±0.1	
<b>Experienced SH</b>	89	±3	13	19	22	14	11	20	±4	3.4	±0.2	
<b>Not Experienced SH</b>	95	±1	11	19	26	14	12	18	±1	3.2	±0.1	
<b>FEMALES</b>												
<b>Total</b>	93	±1	11	23	26	14	10	17	±2	3.0	±0.1	
<b>Army</b>	90	±2	10	15	23	15	16	21	±3	3.5	±0.2	
<b>Navy</b>	92	±2	14	20	26	14	9	17	±3	3.1	±0.2	
<b>Marine Corps</b>	93	±5	21	19	18	17	5	20	±10	3.4	±0.6	
<b>Air Force</b>	96	±1	8	32	30	12	6	13	±3	2.6	±0.2	
<b>Enlisted</b>	92	±1	10	21	25	14	11	19	±2	3.2	±0.1	
<b>E1 – E4</b>	89	±2	10	16	22	15	12	26	±3	3.7	±0.2	
<b>E5 – E9</b>	94	±1	10	25	27	14	10	14	±3	2.8	±0.1	
<b>Officers</b>	97	±1	14	30	31	12	7	7	±3	2.3	±0.1	
<b>O1 – O3</b>	97	±2	12	27	32	12	8	8	±4	2.4	±0.2	
<b>O4 – O6</b>	97	±1	16	35	29	10	5	6	±3	2.1	±0.2	

Note. Percent responding are Service members who answered the question. Members who have not had sexual assault training are included in the "Not trained" category. Average is of those who have had training.

85. Continued	Percent Responding		Percentages						Max ME	Average Times Trained		
			1	2	3	4	5	6				
<b>FEMALES (CONTINUED)</b>												
Experienced USC	82	±7	15	18	20	17	11	18	±8	3.3	±0.4	
Not Experienced USC	97	±1	10	23	26	14	10	17	±2	3.0	±0.1	
Experienced SH	89	±2	14	20	25	15	10	16	±3	3.1	±0.2	
Not Experienced SH	94	±1	9	24	26	13	10	17	±2	3.0	±0.1	
Deployed Past 12 Months	89	±3	10	18	24	15	11	21	±3	3.3	±0.2	
Not Deployed Past 12 Months	94	±1	11	24	26	13	10	16	±2	3.0	±0.1	
Army Enlisted	89	±2	9	13	21	15	18	24	±3	3.7	±0.2	
E1 - E4	85	±4	10	11	18	16	18	28	±5	4.0	±0.3	
Army Officers	97	±2	12	23	31	14	11	9	±4	2.6	±0.2	
Navy Enlisted	91	±3	12	17	25	15	10	20	±3	3.3	±0.2	
E1 - E4	87	±5	12	14	22	12	12	29	±6	3.8	±0.3	
Navy Officers	97	±3	21	32	30	9	4	4	±6	2.0	±0.2	
Marine Corps Enlisted	92	±5	20	18	18	18	5	22	±11	3.5	±0.6	
E1 - E4	91	±8	19	13	15	22	5	25	±17	3.9	±0.9	
Marine Corps Officers	98	±2	29	26	19	12	9	6	±17	2.4	±0.3	
Air Force Enlisted	95	±2	8	31	29	12	6	14	±3	2.7	±0.2	
E1 - E4	94	±3	7	23	27	14	8	23	±7	3.3	±0.4	
Air Force Officers	97	±2	9	36	33	10	6	7	±4	2.2	±0.2	
<b>MALES</b>												
Total	94	±1	11	19	26	14	12	19	±2	3.2	±0.1	
Army	93	±2	10	12	23	15	18	21	±3	3.6	±0.2	
Navy	94	±2	12	19	25	14	9	21	±3	3.3	±0.2	
Marine Corps	93	±2	18	15	24	15	9	20	±3	3.5	±0.2	
Air Force	96	±1	7	30	31	14	6	12	±2	2.6	±0.1	
Enlisted	94	±1	11	17	25	15	12	21	±2	3.4	±0.1	
E1 - E4	91	±2	12	14	20	15	12	26	±3	3.8	±0.2	
E5 - E9	95	±1	10	19	28	14	13	17	±2	3.1	±0.1	
Officers	98	±1	13	27	31	13	8	8	±2	2.4	±0.1	
O1 - O3	97	±1	12	25	31	13	9	10	±2	2.6	±0.1	
O4 - O6	98	±1	14	32	32	11	6	6	±2	2.2	±0.1	
Experienced USC	87	±8	20	14	20	12	8	26	±14	3.9	±0.9	
Not Experienced USC	97	±1	11	19	26	14	12	19	±2	3.2	±0.1	
Experienced SH	88	±4	13	18	19	14	12	24	±6	3.6	±0.4	
Not Experienced SH	95	±1	11	19	26	14	12	18	±2	3.2	±0.1	
Deployed Past 12 Months	93	±2	10	17	25	15	12	21	±2	3.4	±0.2	
Not Deployed Past 12 Months	95	±1	11	20	26	14	11	17	±2	3.1	±0.1	
Army Enlisted	92	±2	10	10	22	15	20	23	±3	3.7	±0.2	
E1 - E4	90	±3	11	9	19	16	18	26	±5	4.0	±0.3	
Army Officers	97	±1	13	20	31	14	12	10	±2	2.7	±0.1	
Navy Enlisted	94	±2	11	17	24	14	10	24	±3	3.5	±0.2	
E1 - E4	91	±4	14	17	15	13	9	32	±7	4.0	±0.4	
Navy Officers	98	±1	17	30	31	11	6	5	±3	2.2	±0.1	
Marine Corps Enlisted	93	±2	18	12	23	15	10	22	±3	3.6	±0.2	
E1 - E4	91	±3	17	9	22	16	9	27	±5	4.0	±0.3	
Marine Corps Officers	96	±2	20	33	25	13	3	6	±5	2.2	±0.2	
Air Force Enlisted	96	±1	7	30	30	14	6	13	±3	2.6	±0.1	
E1 - E4	94	±2	8	24	26	16	7	19	±4	3.0	±0.2	
Air Force Officers	98	±1	6	31	34	13	6	9	±3	2.4	±0.1	

**86. My Service's sexual assault training...**

**a. Provides a good understanding of what actions are considered sexual assault.**

1. Strongly disagree  
4. Agree

2. Disagree  
5. Strongly agree

3. Neither agree nor disagree

	Percent Responding		Percentages					Max ME	Average Agreement		
			1	2	3	4	5				
<b>TOTAL</b>	83	±1	0	0	7	34	58	±2	4.5	±0.1	
<b>Army</b>	83	±2	0	0	7	34	58	±3	4.5	±0.1	
<b>Navy</b>	82	±2	0	0	9	37	53	±3	4.4	±0.1	
<b>Marine Corps</b>	75	±3	0	0	6	31	62	±3	4.5	±0.1	
<b>Air Force</b>	89	±1	0	0	5	32	62	±2	4.5	±0.1	
<b>PAYGRADE</b>											
<b>Enlisted</b>	83	±1	0	0	8	34	58	±2	4.5	±0.1	
<b>E1 – E4</b>	80	±2	0	1	10	33	56	±3	4.4	±0.1	
E1 – E3	79	±4	0	0	11	33	55	±5	4.4	±0.1	
E4	80	±3	0	1	9	33	56	±4	4.4	±0.1	
<b>E5 – E9</b>	85	±1	0	0	6	34	59	±2	4.5	±0.1	
E5 – E6	84	±2	0	0	7	35	57	±2	4.5	±0.1	
E7 – E9	89	±2	0	0	3	31	65	±2	4.6	±0.1	
<b>Officers</b>	84	±1	0	0	3	35	61	±2	4.6	±0.1	
<b>W1 – W5</b>	89	±2	0	0	5	34	61	±5	4.5	±0.1	
<b>O1 – O3</b>	84	±2	0	0	4	36	59	±2	4.5	±0.1	
<b>O4 – O6</b>	84	±2	0	0	3	34	63	±2	4.6	±0.1	
<b>DEPLOYMENT</b>											
<b>Deployed Past 12 Months</b>	82	±2	0	0	10	35	55	±3	4.4	±0.1	
<b>Not Deployed Past 12 Months</b>	84	±1	0	0	6	34	60	±2	4.5	±0.1	
<b>RACE/ETHNICITY</b>											
<b>Non-Hispanic White</b>	84	±1	0	0	7	33	59	±2	4.5	±0.1	
<b>Total Minority</b>	82	±2	0	0	8	36	56	±2	4.5	±0.1	
Non-Hispanic Black	81	±3	0	0	7	35	58	±3	4.5	±0.1	
Hispanic	81	±3	0	1	7	36	57	±4	4.5	±0.1	
<b>EXPERIENCED BEHAVIORS</b>											
<b>Experienced USC</b>	70	±7	2	1	14	42	40	±9	4.2	±0.2	
<b>Not Experienced USC</b>	86	±1	0	0	7	34	59	±2	4.5	±0.1	
<b>Experienced SH</b>	77	±3	1	2	10	45	43	±4	4.3	±0.1	
<b>Not Experienced SH</b>	84	±1	0	0	7	33	60	±2	4.5	±0.1	
<b>FEMALES</b>											
<b>Total</b>	82	±2	0	1	7	37	56	±2	4.5	±0.1	
<b>Army</b>	81	±2	0	0	7	37	55	±3	4.5	±0.1	
<b>Navy</b>	79	±3	0	1	10	38	50	±4	4.4	±0.1	
<b>Marine Corps</b>	71	±8	1	1	5	44	49	±10	4.4	±0.2	
<b>Air Force</b>	88	±2	0	1	4	34	61	±3	4.5	±0.1	
<b>Enlisted</b>	82	±2	0	1	7	36	56	±2	4.5	±0.1	
E1 – E4	79	±3	0	1	10	35	53	±4	4.4	±0.1	
E5 – E9	84	±2	0	0	5	36	58	±3	4.5	±0.1	
<b>Officers</b>	83	±2	0	1	3	41	55	±3	4.5	±0.1	
O1 – O3	85	±3	0	1	3	43	53	±4	4.5	±0.1	
O4 – O6	81	±3	1	0	3	37	59	±4	4.5	±0.1	

Note. Percent responding are Service members who answered the question and who have had sexual assault training in the past 12 months (Q84).

86a. Continued	Percent Responding		Percentages					Max ME	Average Agreement		
			1	2	3	4	5				
<b>FEMALES (CONTINUED)</b>											
Experienced USC	69	±8	2	2	13	39	44	±8	4.2	±0.2	
Not Experienced USC	86	±1	0	1	6	36	57	±2	4.5	±0.1	
Experienced SH	76	±3	0	2	10	42	46	±3	4.3	±0.1	
Not Experienced SH	85	±2	0	0	5	34	60	±2	4.5	±0.1	
Deployed Past 12 Months	80	±3	0	1	8	39	52	±4	4.4	±0.1	
Not Deployed Past 12 Months	83	±2	0	1	6	36	57	±2	4.5	±0.1	
Army Enlisted	80	±3	0	0	7	36	56	±3	4.5	±0.1	
E1 - E4	76	±4	0	1	10	37	52	±5	4.4	±0.1	
Army Officers	84	±3	0	0	5	41	54	±5	4.5	±0.1	
Navy Enlisted	79	±3	0	1	11	37	50	±4	4.4	±0.1	
E1 - E4	77	±5	1	1	17	36	46	±6	4.3	±0.1	
Navy Officers	76	±6	1	2	4	42	52	±6	4.4	±0.1	
Marine Corps Enlisted	71	±8	1	1	5	43	50	±11	4.4	±0.2	
E1 - E4	70	±13	1	1	7	43	48	±17	4.3	±0.2	
Marine Corps Officers	70	±8	0	1	2	51	46	±10	4.4	±0.1	
Air Force Enlisted	87	±2	0	1	5	33	61	±4	4.5	±0.1	
E1 - E4	88	±3	0	2	7	30	61	±6	4.5	±0.1	
Air Force Officers	89	±3	0	0	2	40	58	±5	4.6	±0.1	
<b>MALES</b>											
Total	83	±1	0	0	7	34	59	±2	4.5	±0.1	
Army	83	±2	0	0	7	33	59	±3	4.5	±0.1	
Navy	83	±2	0	0	9	37	53	±3	4.4	±0.1	
Marine Corps	76	±3	0	0	6	30	63	±4	4.6	±0.1	
Air Force	89	±2	0	0	5	32	62	±3	4.6	±0.1	
Enlisted	83	±2	0	0	8	33	58	±2	4.5	±0.1	
E1 - E4	80	±3	0	1	10	33	56	±3	4.4	±0.1	
E5 - E9	86	±2	0	0	6	34	59	±2	4.5	±0.1	
Officers	85	±1	0	0	3	34	62	±2	4.6	±0.1	
O1 - O3	84	±2	0	0	4	35	61	±3	4.6	±0.1	
O4 - O6	84	±2	0	0	3	33	64	±2	4.6	±0.1	
Experienced USC	71	±11	3	1	14	44	38	±14	4.1	±0.3	
Not Experienced USC	86	±1	0	0	7	33	59	±2	4.5	±0.1	
Experienced SH	78	±5	1	1	11	47	40	±7	4.3	±0.1	
Not Experienced SH	84	±1	0	0	7	33	60	±2	4.5	±0.1	
Deployed Past 12 Months	83	±2	0	0	10	34	55	±3	4.4	±0.1	
Not Deployed Past 12 Months	84	±2	0	0	6	33	61	±2	4.5	±0.1	
Army Enlisted	83	±3	0	1	8	33	58	±4	4.5	±0.1	
E1 - E4	79	±5	0	1	10	32	56	±6	4.4	±0.1	
Army Officers	84	±2	0	0	4	35	60	±3	4.6	±0.1	
Navy Enlisted	84	±3	0	0	10	37	52	±4	4.4	±0.1	
E1 - E4	79	±5	0	0	15	37	47	±7	4.3	±0.2	
Navy Officers	80	±3	0	0	4	37	59	±3	4.5	±0.1	
Marine Corps Enlisted	76	±3	0	0	6	30	63	±4	4.5	±0.1	
E1 - E4	75	±4	0	1	6	29	63	±6	4.5	±0.1	
Marine Corps Officers	76	±4	0	0	1	32	66	±6	4.6	±0.1	
Air Force Enlisted	89	±2	0	0	6	32	61	±3	4.5	±0.1	
E1 - E4	87	±3	0	0	7	33	59	±5	4.5	±0.1	
Air Force Officers	91	±2	0	0	3	31	65	±3	4.6	±0.1	

**86. My Service's sexual assault training...**

**b. Teaches how to avoid situations that might increase the risk of sexual assault.**

1. Strongly disagree                      2. Disagree                      3. Neither agree nor disagree  
 4. Agree                                      5. Strongly agree

	Percent Responding		Percentages					Max ME	Average Agreement		
			1	2	3	4	5				
<b>TOTAL</b>	83	±1	0	1	8	35	56	±2	4.5	±0.1	
<b>Army</b>	82	±2	0	1	9	34	56	±3	4.5	±0.1	
<b>Navy</b>	83	±2	0	1	10	38	51	±3	4.4	±0.1	
<b>Marine Corps</b>	75	±3	0	1	7	34	58	±3	4.5	±0.1	
<b>Air Force</b>	89	±1	0	1	6	33	60	±2	4.5	±0.1	
<b>PAYGRADE</b>											
<b>Enlisted</b>	83	±1	0	1	9	35	56	±2	4.5	±0.1	
<b>E1 – E4</b>	80	±2	0	1	11	34	54	±3	4.4	±0.1	
E1 – E3	79	±4	0	1	11	34	53	±5	4.4	±0.1	
E4	80	±3	0	1	11	34	54	±4	4.4	±0.1	
<b>E5 – E9</b>	85	±1	0	1	7	35	57	±2	4.5	±0.1	
E5 – E6	84	±2	0	1	8	35	55	±2	4.5	±0.1	
E7 – E9	89	±2	0	0	4	32	63	±2	4.6	±0.1	
<b>Officers</b>	85	±1	0	1	4	37	58	±2	4.5	±0.1	
<b>W1 – W5</b>	90	±2	0	0	5	37	58	±5	4.5	±0.1	
<b>O1 – O3</b>	85	±2	0	1	5	38	56	±2	4.5	±0.1	
<b>O4 – O6</b>	84	±2	0	1	4	35	60	±2	4.5	±0.1	
<b>DEPLOYMENT</b>											
<b>Deployed Past 12 Months</b>	82	±2	0	0	10	36	53	±3	4.4	±0.1	
<b>Not Deployed Past 12 Months</b>	84	±1	0	1	7	35	58	±2	4.5	±0.1	
<b>RACE/ETHNICITY</b>											
<b>Non-Hispanic White</b>	84	±1	0	1	8	34	57	±2	4.5	±0.1	
<b>Total Minority</b>	82	±2	0	1	8	36	54	±2	4.4	±0.1	
Non-Hispanic Black	81	±3	0	0	8	36	56	±3	4.5	±0.1	
Hispanic	81	±3	0	0	8	37	54	±4	4.4	±0.1	
<b>EXPERIENCED BEHAVIORS</b>											
<b>Experienced USC</b>	70	±7	2	2	15	44	36	±9	4.1	±0.2	
<b>Not Experienced USC</b>	86	±1	0	1	8	35	57	±2	4.5	±0.1	
<b>Experienced SH</b>	77	±3	1	3	11	45	40	±4	4.2	±0.1	
<b>Not Experienced SH</b>	84	±1	0	0	8	34	58	±2	4.5	±0.1	
<b>FEMALES</b>											
<b>Total</b>	82	±2	0	1	8	37	54	±2	4.4	±0.1	
<b>Army</b>	81	±2	0	1	8	37	54	±3	4.4	±0.1	
<b>Navy</b>	79	±3	1	1	11	39	48	±4	4.3	±0.1	
<b>Marine Corps</b>	71	±8	0	1	7	45	47	±10	4.4	±0.1	
<b>Air Force</b>	88	±2	0	1	5	36	58	±3	4.5	±0.1	
<b>Enlisted</b>	82	±2	0	1	8	36	54	±2	4.4	±0.1	
E1 – E4	79	±3	0	1	11	36	52	±4	4.4	±0.1	
E5 – E9	84	±2	0	1	6	37	56	±3	4.5	±0.1	
<b>Officers</b>	83	±2	0	1	5	42	52	±3	4.4	±0.1	
O1 – O3	85	±3	0	1	5	44	49	±4	4.4	±0.1	
O4 – O6	82	±3	0	2	4	38	56	±4	4.5	±0.1	

Note. Percent responding are Service members who answered the question and who have had sexual assault training in the past 12 months (Q84).



86b. Continued	Percent Responding		Percentages					Max ME	Average Agreement		
			1	2	3	4	5				
<b>FEMALES (CONTINUED)</b>											
Experienced USC	69	±8	1	3	17	41	38	±9	4.1	±0.2	
Not Experienced USC	87	±1	0	1	7	37	55	±2	4.5	±0.1	
Experienced SH	76	±3	0	2	11	44	43	±3	4.3	±0.1	
Not Experienced SH	85	±2	0	0	6	35	59	±2	4.5	±0.1	
Deployed Past 12 Months	80	±3	0	1	9	40	50	±4	4.4	±0.1	
Not Deployed Past 12 Months	83	±2	0	1	7	37	55	±2	4.5	±0.1	
Army Enlisted	80	±3	0	1	8	36	54	±3	4.4	±0.1	
E1 - E4	77	±4	0	1	11	37	50	±5	4.4	±0.1	
Army Officers	84	±3	0	1	7	40	52	±5	4.4	±0.1	
Navy Enlisted	79	±3	1	1	12	38	49	±4	4.3	±0.1	
E1 - E4	76	±5	1	1	17	35	46	±6	4.2	±0.2	
Navy Officers	76	±6	0	2	6	44	48	±6	4.4	±0.1	
Marine Corps Enlisted	71	±8	0	1	7	44	48	±11	4.4	±0.2	
E1 - E4	70	±13	0	1	9	44	46	±17	4.4	±0.2	
Marine Corps Officers	70	±8	0	2	6	49	43	±10	4.3	±0.1	
Air Force Enlisted	88	±2	0	1	5	34	59	±4	4.5	±0.1	
E1 - E4	88	±3	0	2	7	32	60	±6	4.5	±0.1	
Air Force Officers	89	±3	0	1	2	42	54	±5	4.5	±0.1	
<b>MALES</b>											
Total	83	±1	0	1	8	35	57	±2	4.5	±0.1	
Army	83	±2	0	1	9	34	57	±3	4.5	±0.1	
Navy	83	±2	0	1	10	38	51	±3	4.4	±0.1	
Marine Corps	76	±3	0	1	7	33	59	±4	4.5	±0.1	
Air Force	89	±2	0	1	6	33	60	±3	4.5	±0.1	
Enlisted	83	±2	0	1	9	34	56	±2	4.5	±0.1	
E1 - E4	80	±3	0	1	11	34	54	±3	4.4	±0.1	
E5 - E9	86	±2	0	1	7	34	57	±2	4.5	±0.1	
Officers	85	±1	0	1	4	36	59	±2	4.5	±0.1	
O1 - O3	85	±2	0	1	5	37	57	±3	4.5	±0.1	
O4 - O6	84	±2	0	1	4	35	61	±2	4.6	±0.1	
Experienced USC	71	±11	3	1	14	47	35	±14	4.1	±0.3	
Not Experienced USC	86	±1	0	1	8	34	57	±2	4.5	±0.1	
Experienced SH	77	±5	1	3	11	47	38	±7	4.2	±0.1	
Not Experienced SH	84	±1	0	0	8	34	58	±2	4.5	±0.1	
Deployed Past 12 Months	83	±2	0	0	11	35	54	±3	4.4	±0.1	
Not Deployed Past 12 Months	84	±2	0	1	7	34	58	±2	4.5	±0.1	
Army Enlisted	82	±3	0	1	10	33	57	±4	4.5	±0.1	
E1 - E4	79	±5	0	1	12	32	55	±6	4.4	±0.1	
Army Officers	85	±2	0	1	5	37	57	±3	4.5	±0.1	
Navy Enlisted	84	±3	0	1	11	38	51	±4	4.4	±0.1	
E1 - E4	80	±5	0	1	15	38	47	±7	4.3	±0.1	
Navy Officers	81	±3	0	1	4	41	54	±4	4.5	±0.1	
Marine Corps Enlisted	76	±3	0	1	7	33	59	±4	4.5	±0.1	
E1 - E4	75	±4	0	0	7	34	58	±6	4.5	±0.1	
Marine Corps Officers	77	±4	0	1	3	35	62	±6	4.6	±0.1	
Air Force Enlisted	89	±2	0	1	7	33	59	±3	4.5	±0.1	
E1 - E4	86	±3	0	1	8	34	58	±5	4.5	±0.1	
Air Force Officers	91	±2	0	0	4	32	63	±3	4.6	±0.1	

**86. My Service's sexual assault training...****c. Teaches how to obtain medical care following a sexual assault.**1. Strongly disagree  
4. Agree2. Disagree  
5. Strongly agree

3. Neither agree nor disagree

	Percent Responding		Percentages					Max ME	Average Agreement		
			1	2	3	4	5				
<b>TOTAL</b>	83	±1	0	1	8	35	55	±2	4.4	±0.1	
<b>Army</b>	82	±2	0	1	9	34	56	±3	4.4	±0.1	
<b>Navy</b>	83	±2	0	1	10	38	50	±3	4.4	±0.1	
<b>Marine Corps</b>	75	±3	1	1	8	32	57	±3	4.4	±0.1	
<b>Air Force</b>	89	±1	0	1	6	33	59	±2	4.5	±0.1	
<b>PAYGRADE</b>											
<b>Enlisted</b>	83	±1	0	1	9	34	55	±2	4.4	±0.1	
<b>E1 – E4</b>	79	±2	0	1	10	34	54	±3	4.4	±0.1	
<b>E1 – E3</b>	78	±4	1	1	11	34	54	±5	4.4	±0.1	
<b>E4</b>	80	±3	0	1	10	34	54	±4	4.4	±0.1	
<b>E5 – E9</b>	85	±1	0	1	8	35	56	±2	4.5	±0.1	
<b>E5 – E6</b>	84	±2	0	1	9	36	54	±2	4.4	±0.1	
<b>E7 – E9</b>	88	±2	0	1	5	33	61	±2	4.5	±0.1	
<b>Officers</b>	84	±1	0	1	6	36	57	±2	4.5	±0.1	
<b>W1 – W5</b>	89	±2	0	1	6	35	58	±5	4.5	±0.1	
<b>O1 – O3</b>	84	±2	0	1	6	38	55	±2	4.5	±0.1	
<b>O4 – O6</b>	83	±2	0	1	6	35	58	±2	4.5	±0.1	
<b>DEPLOYMENT</b>											
<b>Deployed Past 12 Months</b>	82	±2	0	1	10	36	53	±3	4.4	±0.1	
<b>Not Deployed Past 12 Months</b>	83	±1	0	1	7	34	57	±2	4.5	±0.1	
<b>RACE/ETHNICITY</b>											
<b>Non-Hispanic White</b>	84	±1	0	1	8	34	56	±2	4.5	±0.1	
<b>Total Minority</b>	81	±2	0	1	9	36	54	±2	4.4	±0.1	
<b>Non-Hispanic Black</b>	81	±3	0	0	9	35	56	±3	4.5	±0.1	
<b>Hispanic</b>	81	±3	0	1	8	36	54	±4	4.4	±0.1	
<b>EXPERIENCED BEHAVIORS</b>											
<b>Experienced USC</b>	70	±7	2	4	16	40	38	±9	4.1	±0.2	
<b>Not Experienced USC</b>	86	±1	0	1	8	35	56	±2	4.4	±0.1	
<b>Experienced SH</b>	77	±3	1	3	12	44	40	±4	4.2	±0.1	
<b>Not Experienced SH</b>	84	±1	0	1	8	34	57	±2	4.5	±0.1	
<b>FEMALES</b>											
<b>Total</b>	82	±2	0	1	8	36	54	±2	4.4	±0.1	
<b>Army</b>	80	±2	1	1	8	36	53	±3	4.4	±0.1	
<b>Navy</b>	79	±3	1	2	11	38	48	±4	4.3	±0.1	
<b>Marine Corps</b>	71	±8	0	3	11	39	46	±10	4.3	±0.2	
<b>Air Force</b>	87	±2	0	1	6	35	59	±3	4.5	±0.1	
<b>Enlisted</b>	81	±2	0	1	9	35	54	±2	4.4	±0.1	
<b>E1 – E4</b>	79	±3	1	1	11	34	53	±4	4.4	±0.1	
<b>E5 – E9</b>	83	±2	0	1	7	36	56	±3	4.5	±0.1	
<b>Officers</b>	83	±2	0	2	6	41	51	±3	4.4	±0.1	
<b>O1 – O3</b>	84	±3	0	1	6	44	48	±4	4.4	±0.1	
<b>O4 – O6</b>	81	±3	0	2	4	37	57	±4	4.5	±0.1	

Note. Percent responding are Service members who answered the question and who have had sexual assault training in the past 12 months (Q84).

86c. Continued	Percent Responding		Percentages					Max ME	Average Agreement		
			1	2	3	4	5				
<b>FEMALES (CONTINUED)</b>											
Experienced USC	67	±8	2	4	17	37	41	±8	4.1	±0.2	
Not Experienced USC	86	±1	0	1	8	36	55	±2	4.4	±0.1	
Experienced SH	76	±3	1	3	12	41	43	±3	4.2	±0.1	
Not Experienced SH	84	±2	0	1	7	34	58	±2	4.5	±0.1	
Deployed Past 12 Months	79	±3	1	2	10	38	50	±4	4.3	±0.1	
Not Deployed Past 12 Months	82	±2	0	1	8	36	55	±2	4.4	±0.1	
Army Enlisted	79	±3	1	1	9	35	54	±3	4.4	±0.1	
E1 – E4	76	±4	1	2	11	36	51	±5	4.3	±0.1	
Army Officers	83	±3	0	2	7	41	50	±5	4.4	±0.1	
Navy Enlisted	79	±3	1	2	12	38	48	±4	4.3	±0.1	
E1 – E4	76	±5	1	1	17	35	45	±6	4.2	±0.2	
Navy Officers	76	±6	0	2	6	43	49	±6	4.4	±0.1	
Marine Corps Enlisted	71	±8	1	3	12	38	47	±11	4.3	±0.2	
E1 – E4	69	±13	0	3	16	35	46	±17	4.2	±0.3	
Marine Corps Officers	70	±8	0	5	6	47	42	±10	4.3	±0.1	
Air Force Enlisted	86	±2	0	1	6	33	60	±4	4.5	±0.1	
E1 – E4	87	±4	0	1	6	31	61	±6	4.5	±0.1	
Air Force Officers	89	±3	0	1	4	41	54	±5	4.5	±0.1	
<b>MALES</b>											
Total	83	±1	0	1	8	35	56	±2	4.4	±0.1	
Army	82	±2	0	1	9	34	56	±3	4.4	±0.1	
Navy	83	±2	0	1	10	38	50	±3	4.4	±0.1	
Marine Corps	75	±3	1	1	8	32	58	±4	4.5	±0.1	
Air Force	89	±2	0	1	6	33	60	±3	4.5	±0.1	
Enlisted	83	±2	0	1	9	34	55	±2	4.4	±0.1	
E1 – E4	79	±3	0	1	10	34	55	±3	4.4	±0.1	
E5 – E9	86	±2	0	1	8	35	56	±2	4.5	±0.1	
Officers	84	±1	0	1	6	35	58	±2	4.5	±0.1	
O1 – O3	84	±2	0	1	6	36	57	±3	4.5	±0.1	
O4 – O6	83	±2	0	1	6	35	58	±2	4.5	±0.1	
Experienced USC	72	±11	3	4	16	42	36	±19	4.0	±0.3	
Not Experienced USC	86	±1	0	1	8	34	56	±2	4.5	±0.1	
Experienced SH	78	±5	0	2	12	47	38	±7	4.2	±0.1	
Not Experienced SH	84	±1	0	1	8	34	57	±2	4.5	±0.1	
Deployed Past 12 Months	83	±2	0	1	10	35	53	±3	4.4	±0.1	
Not Deployed Past 12 Months	84	±2	0	1	7	34	57	±2	4.5	±0.1	
Army Enlisted	82	±3	0	1	9	33	56	±4	4.4	±0.1	
E1 – E4	79	±5	0	1	11	32	56	±6	4.4	±0.1	
Army Officers	84	±2	0	1	6	36	56	±3	4.5	±0.1	
Navy Enlisted	84	±3	0	1	11	38	50	±4	4.4	±0.1	
E1 – E4	80	±5	1	2	14	37	47	±7	4.3	±0.2	
Navy Officers	80	±3	0	1	7	40	53	±4	4.5	±0.1	
Marine Corps Enlisted	75	±3	1	1	9	32	58	±4	4.5	±0.1	
E1 – E4	74	±5	1	1	8	32	58	±6	4.5	±0.1	
Marine Corps Officers	77	±4	0	2	3	35	60	±6	4.5	±0.1	
Air Force Enlisted	89	±2	0	1	7	33	59	±3	4.5	±0.1	
E1 – E4	87	±3	0	0	7	34	58	±5	4.5	±0.1	
Air Force Officers	90	±2	0	1	5	32	62	±3	4.5	±0.1	

**86. My Service's sexual assault training...****d. Explains the role of the chain-of-command in handling sexual assaults.**1. Strongly disagree  
4. Agree2. Disagree  
5. Strongly agree

3. Neither agree nor disagree

	Percent Responding		Percentages					Max ME	Average Agreement		
			1	2	3	4	5				
<b>TOTAL</b>	83	±1	0	1	8	35	56	±2	4.5	±0.1	
<b>Army</b>	82	±2	0	1	8	35	56	±3	4.5	±0.1	
<b>Navy</b>	82	±2	0	1	10	38	51	±3	4.4	±0.1	
<b>Marine Corps</b>	75	±3	1	1	7	32	59	±3	4.5	±0.1	
<b>Air Force</b>	88	±1	0	1	7	33	60	±2	4.5	±0.1	
<b>PAYGRADE</b>											
<b>Enlisted</b>	82	±1	0	1	9	34	56	±2	4.4	±0.1	
<b>E1 – E4</b>	79	±2	0	1	11	34	54	±3	4.4	±0.1	
E1 – E3	78	±4	1	1	11	33	54	±5	4.4	±0.1	
E4	80	±3	0	1	10	34	54	±4	4.4	±0.1	
<b>E5 – E9</b>	85	±1	0	1	7	35	57	±2	4.5	±0.1	
E5 – E6	84	±2	0	1	8	36	55	±2	4.4	±0.1	
E7 – E9	88	±2	0	1	4	33	62	±2	4.6	±0.1	
<b>Officers</b>	84	±1	0	1	5	37	58	±2	4.5	±0.1	
<b>W1 – W5</b>	89	±2	0	1	4	36	59	±5	4.5	±0.1	
<b>O1 – O3</b>	84	±2	0	1	6	37	56	±2	4.5	±0.1	
<b>O4 – O6</b>	83	±2	0	1	4	36	59	±2	4.5	±0.1	
<b>DEPLOYMENT</b>											
<b>Deployed Past 12 Months</b>	82	±2	0	1	10	35	53	±3	4.4	±0.1	
<b>Not Deployed Past 12 Months</b>	83	±1	0	1	7	35	57	±2	4.5	±0.1	
<b>RACE/ETHNICITY</b>											
<b>Non-Hispanic White</b>	84	±1	0	1	8	34	57	±2	4.5	±0.1	
<b>Total Minority</b>	81	±2	0	1	8	36	55	±2	4.4	±0.1	
Non-Hispanic Black	81	±3	0	1	8	35	57	±3	4.5	±0.1	
Hispanic	80	±3	0	2	8	36	54	±4	4.4	±0.1	
<b>EXPERIENCED BEHAVIORS</b>											
<b>Experienced USC</b>	70	±7	3	4	19	39	36	±9	4.0	±0.2	
<b>Not Experienced USC</b>	85	±1	0	1	8	35	57	±2	4.5	±0.1	
<b>Experienced SH</b>	76	±3	1	3	13	46	38	±4	4.2	±0.1	
<b>Not Experienced SH</b>	83	±1	0	1	8	34	58	±2	4.5	±0.1	
<b>FEMALES</b>											
<b>Total</b>	82	±2	0	2	9	36	52	±2	4.4	±0.1	
<b>Army</b>	80	±2	0	2	9	37	52	±3	4.4	±0.1	
<b>Navy</b>	78	±3	1	2	12	38	47	±4	4.3	±0.1	
<b>Marine Corps</b>	71	±8	1	5	8	39	47	±13	4.2	±0.2	
<b>Air Force</b>	87	±2	0	1	7	35	57	±3	4.5	±0.1	
<b>Enlisted</b>	81	±2	1	2	9	35	53	±2	4.4	±0.1	
<b>E1 – E4</b>	79	±3	1	2	11	35	51	±4	4.3	±0.1	
<b>E5 – E9</b>	83	±2	0	1	8	36	55	±3	4.4	±0.1	
<b>Officers</b>	83	±2	0	2	7	42	50	±3	4.4	±0.1	
<b>O1 – O3</b>	84	±3	0	2	7	43	47	±4	4.4	±0.1	
<b>O4 – O6</b>	81	±3	1	2	4	39	54	±4	4.4	±0.1	

Note. Percent responding are Service members who answered the question and who have had sexual assault training in the past 12 months (Q84).

86d. Continued	Percent Responding		Percentages					Max ME	Average Agreement		
			1	2	3	4	5				
<b>FEMALES (CONTINUED)</b>											
Experienced USC	68	±8	3	4	17	41	36	±9	4.0	±0.2	
Not Experienced USC	86	±1	0	2	8	36	54	±2	4.4	±0.1	
Experienced SH	76	±3	1	4	13	42	41	±3	4.2	±0.1	
Not Experienced SH	84	±2	0	1	7	34	58	±2	4.5	±0.1	
Deployed Past 12 Months	79	±3	1	2	10	39	48	±4	4.3	±0.1	
Not Deployed Past 12 Months	82	±2	0	2	8	36	54	±2	4.4	±0.1	
Army Enlisted	80	±3	0	2	9	36	53	±3	4.4	±0.1	
E1 - E4	76	±4	0	2	12	37	49	±5	4.3	±0.1	
Army Officers	83	±3	0	2	8	41	49	±5	4.4	±0.1	
Navy Enlisted	79	±3	1	2	13	38	47	±4	4.3	±0.1	
E1 - E4	76	±5	2	2	17	34	45	±6	4.2	±0.2	
Navy Officers	76	±6	0	3	7	42	48	±6	4.4	±0.1	
Marine Corps Enlisted	71	±8	1	5	8	38	47	±15	4.2	±0.3	
E1 - E4	70	±13	2	NR	9	36	45	±17	4.2	±0.4	
Marine Corps Officers	70	±8	0	5	6	48	41	±10	4.3	±0.1	
Air Force Enlisted	87	±2	0	1	7	33	58	±4	4.5	±0.1	
E1 - E4	88	±3	0	2	7	32	59	±6	4.5	±0.1	
Air Force Officers	88	±3	0	1	6	41	51	±5	4.4	±0.1	
<b>MALES</b>											
Total	83	±1	0	1	8	35	57	±2	4.5	±0.1	
Army	82	±2	0	0	8	34	57	±3	4.5	±0.1	
Navy	83	±2	0	1	9	38	51	±3	4.4	±0.1	
Marine Corps	75	±3	0	1	7	32	60	±4	4.5	±0.1	
Air Force	89	±2	0	1	7	33	60	±3	4.5	±0.1	
Enlisted	83	±2	0	1	9	34	56	±2	4.5	±0.1	
E1 - E4	79	±3	0	1	11	34	55	±3	4.4	±0.1	
E5 - E9	85	±2	0	1	7	35	57	±2	4.5	±0.1	
Officers	84	±1	0	0	5	36	59	±2	4.5	±0.1	
O1 - O3	84	±2	0	1	5	36	58	±3	4.5	±0.1	
O4 - O6	83	±2	0	0	4	36	60	±2	4.6	±0.1	
Experienced USC	70	±11	3	5	20	38	35	±18	4.0	±0.3	
Not Experienced USC	85	±1	0	1	8	34	57	±2	4.5	±0.1	
Experienced SH	77	±5	1	2	13	49	35	±7	4.2	±0.1	
Not Experienced SH	83	±1	0	1	8	34	58	±2	4.5	±0.1	
Deployed Past 12 Months	82	±2	0	1	10	35	54	±3	4.4	±0.1	
Not Deployed Past 12 Months	83	±2	0	1	7	34	58	±2	4.5	±0.1	
Army Enlisted	82	±3	0	0	9	34	56	±4	4.5	±0.1	
E1 - E4	79	±5	0	0	11	33	55	±6	4.4	±0.1	
Army Officers	84	±2	0	1	6	36	57	±3	4.5	±0.1	
Navy Enlisted	83	±3	0	1	10	38	51	±4	4.4	±0.1	
E1 - E4	79	±5	1	1	14	37	47	±7	4.3	±0.2	
Navy Officers	80	±3	0	0	4	40	56	±4	4.5	±0.1	
Marine Corps Enlisted	75	±3	1	1	8	31	59	±4	4.5	±0.1	
E1 - E4	74	±4	1	1	8	32	59	±6	4.5	±0.1	
Marine Corps Officers	77	±4	0	0	2	35	63	±6	4.6	±0.1	
Air Force Enlisted	88	±2	0	1	7	32	60	±3	4.5	±0.1	
E1 - E4	86	±3	0	0	8	33	58	±5	4.5	±0.1	
Air Force Officers	90	±2	0	1	4	33	62	±3	4.6	±0.1	

NR: Not reportable
















































**86. My Service's sexual assault training...**

**e. Explains the reporting options available if a sexual assault occurs.**

1. Strongly disagree                      2. Disagree                                      3. Neither agree nor disagree  
 4. Agree                                      5. Strongly agree

	Percent Responding		Percentages					Max ME	Average Agreement		
			1	2	3	4	5				
<b>TOTAL</b>	82	±1	0	1	8	35	56	±2	4.5	±0.1	
<b>Army</b>	81	±2	0	1	8	35	56	±3	4.5	±0.1	
<b>Navy</b>	82	±2	0	1	10	38	51	±3	4.4	±0.1	
<b>Marine Corps</b>	75	±3	1	1	7	32	58	±3	4.5	±0.1	
<b>Air Force</b>	88	±2	0	0	6	33	61	±2	4.5	±0.1	
<b>PAYGRADE</b>											
<b>Enlisted</b>	82	±1	0	1	9	35	56	±2	4.5	±0.1	
<b>E1 – E4</b>	79	±2	0	1	11	34	54	±3	4.4	±0.1	
E1 – E3	77	±4	1	1	12	33	54	±5	4.4	±0.1	
E4	80	±3	0	1	10	35	54	±4	4.4	±0.1	
<b>E5 – E9</b>	85	±1	0	0	7	35	57	±2	4.5	±0.1	
E5 – E6	84	±2	0	1	8	36	56	±2	4.5	±0.1	
E7 – E9	88	±2	0	0	4	33	63	±2	4.6	±0.1	
<b>Officers</b>	84	±1	0	1	4	37	58	±2	4.5	±0.1	
<b>W1 – W5</b>	89	±2	0	0	4	35	60	±5	4.5	±0.1	
<b>O1 – O3</b>	84	±2	0	1	5	37	57	±2	4.5	±0.1	
<b>O4 – O6</b>	83	±2	0	0	4	36	60	±2	4.6	±0.1	
<b>DEPLOYMENT</b>											
<b>Deployed Past 12 Months</b>	81	±2	0	1	10	36	53	±3	4.4	±0.1	
<b>Not Deployed Past 12 Months</b>	83	±1	0	1	7	34	58	±2	4.5	±0.1	
<b>RACE/ETHNICITY</b>											
<b>Non-Hispanic White</b>	83	±1	0	1	8	34	57	±2	4.5	±0.1	
<b>Total Minority</b>	80	±2	0	1	8	36	55	±2	4.4	±0.1	
Non-Hispanic Black	80	±3	0	0	7	36	56	±3	4.5	±0.1	
Hispanic	80	±3	0	1	8	36	54	±4	4.4	±0.1	
<b>EXPERIENCED BEHAVIORS</b>											
<b>Experienced USC</b>	67	±8	3	4	16	43	34	±10	4.0	±0.2	
<b>Not Experienced USC</b>	85	±1	0	1	8	35	57	±2	4.5	±0.1	
<b>Experienced SH</b>	75	±3	1	3	12	46	39	±4	4.2	±0.1	
<b>Not Experienced SH</b>	83	±1	0	0	7	34	58	±2	4.5	±0.1	
<b>FEMALES</b>											
<b>Total</b>	81	±2	0	1	8	37	54	±2	4.4	±0.1	
<b>Army</b>	79	±2	0	1	8	37	53	±3	4.4	±0.1	
<b>Navy</b>	78	±3	1	1	12	38	48	±4	4.3	±0.1	
<b>Marine Corps</b>	70	±8	1	5	7	39	48	±14	4.3	±0.2	
<b>Air Force</b>	87	±2	0	1	5	36	59	±3	4.5	±0.1	
<b>Enlisted</b>	80	±2	0	1	8	36	54	±2	4.4	±0.1	
<b>E1 – E4</b>	78	±3	1	2	11	34	52	±4	4.4	±0.1	
<b>E5 – E9</b>	82	±2	0	1	6	37	56	±3	4.5	±0.1	
<b>Officers</b>	83	±2	0	1	5	42	52	±3	4.4	±0.1	
<b>O1 – O3</b>	84	±3	0	1	5	44	50	±4	4.4	±0.1	
<b>O4 – O6</b>	81	±3	0	1	4	38	57	±4	4.5	±0.1	

Note. Percent responding are Service members who answered the question and who have had sexual assault training in the past 12 months (Q84).

86e. Continued	Percent Responding		Percentages					Max ME	Average Agreement		
			1	2	3	4	5				
<b>FEMALES (CONTINUED)</b>											
Experienced USC	68	±7	2	2	18	37	40	±9	4.1	±0.2	
Not Experienced USC	85	±1	0	1	7	37	55	±2	4.4	±0.1	
Experienced SH	75	±3	1	3	12	42	42	±3	4.2	±0.1	
Not Experienced SH	83	±2	0	0	6	35	59	±2	4.5	±0.1	
Deployed Past 12 Months	79	±3	1	1	9	39	49	±4	4.4	±0.1	
Not Deployed Past 12 Months	81	±2	0	1	7	36	55	±2	4.4	±0.1	
Army Enlisted	78	±3	0	1	8	36	54	±3	4.4	±0.1	
E1 – E4	75	±4	0	2	11	37	51	±5	4.4	±0.1	
Army Officers	83	±3	0	2	6	41	51	±5	4.4	±0.1	
Navy Enlisted	78	±3	1	1	13	37	47	±4	4.3	±0.1	
E1 – E4	75	±5	1	1	18	33	46	±6	4.2	±0.2	
Navy Officers	76	±6	0	2	7	42	50	±6	4.4	±0.1	
Marine Corps Enlisted	70	±8	1	5	7	38	49	±17	4.3	±0.3	
E1 – E4	69	±13	2	NR	9	36	46	±17	4.2	±0.4	
Marine Corps Officers	69	±8	0	4	5	48	43	±10	4.3	±0.1	
Air Force Enlisted	87	±2	0	1	5	34	60	±4	4.5	±0.1	
E1 – E4	87	±3	0	1	6	32	60	±6	4.5	±0.1	
Air Force Officers	88	±3	0	0	2	42	55	±5	4.5	±0.1	
<b>MALES</b>											
Total	83	±1	0	1	8	35	57	±2	4.5	±0.1	
Army	82	±2	0	0	8	35	57	±3	4.5	±0.1	
Navy	82	±2	0	1	10	38	51	±3	4.4	±0.1	
Marine Corps	75	±3	0	1	7	32	59	±4	4.5	±0.1	
Air Force	88	±2	0	0	6	32	61	±3	4.5	±0.1	
Enlisted	82	±2	0	1	9	34	56	±2	4.5	±0.1	
E1 – E4	79	±3	0	1	11	34	54	±3	4.4	±0.1	
E5 – E9	85	±2	0	0	7	35	58	±2	4.5	±0.1	
Officers	84	±1	0	1	4	36	59	±2	4.5	±0.1	
O1 – O3	84	±2	0	1	5	36	58	±3	4.5	±0.1	
O4 – O6	83	±2	0	0	3	36	60	±2	4.6	±0.1	
Experienced USC	66	±11	3	5	15	47	30	±19	4.0	±0.3	
Not Experienced USC	85	±1	0	1	8	34	57	±2	4.5	±0.1	
Experienced SH	75	±5	0	3	12	50	36	±7	4.2	±0.1	
Not Experienced SH	83	±1	0	0	8	34	58	±2	4.5	±0.1	
Deployed Past 12 Months	82	±2	0	1	10	35	54	±3	4.4	±0.1	
Not Deployed Past 12 Months	83	±2	0	1	7	34	59	±2	4.5	±0.1	
Army Enlisted	81	±3	0	0	8	34	57	±4	4.5	±0.1	
E1 – E4	78	±5	0	1	11	35	54	±6	4.4	±0.1	
Army Officers	84	±2	0	1	5	37	58	±3	4.5	±0.1	
Navy Enlisted	83	±3	0	1	11	37	51	±4	4.4	±0.1	
E1 – E4	78	±5	0	1	17	35	47	±7	4.3	±0.2	
Navy Officers	80	±3	0	0	4	41	55	±4	4.5	±0.1	
Marine Corps Enlisted	75	±3	1	1	8	32	59	±4	4.5	±0.1	
E1 – E4	73	±5	1	1	9	32	58	±6	4.5	±0.1	
Marine Corps Officers	76	±4	0	1	2	35	61	±6	4.6	±0.1	
Air Force Enlisted	88	±2	0	0	7	33	60	±3	4.5	±0.1	
E1 – E4	86	±3	0	0	7	33	59	±5	4.5	±0.1	
Air Force Officers	90	±2	0	0	4	31	64	±3	4.6	±0.1	

NR: Not reportable

**86. My Service's sexual assault training...**
















































**f. Identifies the points of contact for reporting sexual assault (e.g., SARC, Victim Advocate).**

1. Strongly disagree                      2. Disagree                                      3. Neither agree nor disagree  
 4. Agree                                      5. Strongly agree

	Percent Responding		Percentages					Max ME	Average Agreement		
			1	2	3	4	5				
<b>TOTAL</b>	83	±1	0	1	8	34	57	±2	4.5	±0.1	
<b>Army</b>	82	±2	0	1	8	35	56	±3	4.4	±0.1	
<b>Navy</b>	82	±2	0	1	10	37	52	±3	4.4	±0.1	
<b>Marine Corps</b>	75	±3	0	1	8	32	59	±3	4.5	±0.1	
<b>Air Force</b>	88	±2	0	1	6	31	62	±2	4.6	±0.1	
<b>PAYGRADE</b>											
<b>Enlisted</b>	82	±1	0	1	9	34	56	±2	4.5	±0.1	
<b>E1 – E4</b>	79	±2	0	1	11	34	54	±3	4.4	±0.1	
E1 – E3	78	±4	0	1	12	32	55	±5	4.4	±0.1	
E4	80	±3	0	1	10	35	54	±4	4.4	±0.1	
<b>E5 – E9</b>	85	±1	0	1	7	34	58	±2	4.5	±0.1	
E5 – E6	84	±2	0	1	8	34	57	±2	4.5	±0.1	
E7 – E9	88	±2	0	0	4	32	63	±2	4.6	±0.1	
<b>Officers</b>	84	±1	0	1	4	36	59	±2	4.5	±0.1	
<b>W1 – W5</b>	89	±2	0	0	4	37	59	±5	4.5	±0.1	
<b>O1 – O3</b>	84	±2	0	1	5	37	58	±2	4.5	±0.1	
<b>O4 – O6</b>	83	±2	0	1	3	35	61	±2	4.6	±0.1	
<b>DEPLOYMENT</b>											
<b>Deployed Past 12 Months</b>	82	±2	0	1	10	35	54	±3	4.4	±0.1	
<b>Not Deployed Past 12 Months</b>	83	±1	0	1	7	33	59	±2	4.5	±0.1	
<b>RACE/ETHNICITY</b>											
<b>Non-Hispanic White</b>	84	±1	0	1	8	33	58	±2	4.5	±0.1	
<b>Total Minority</b>	81	±2	0	1	8	35	55	±2	4.4	±0.1	
Non-Hispanic Black	81	±3	0	1	7	35	57	±3	4.5	±0.1	
Hispanic	81	±3	0	1	8	36	54	±4	4.4	±0.1	
<b>EXPERIENCED BEHAVIORS</b>											
<b>Experienced USC</b>	70	±7	2	3	13	45	37	±9	4.1	±0.2	
<b>Not Experienced USC</b>	85	±1	0	1	8	34	57	±2	4.5	±0.1	
<b>Experienced SH</b>	77	±3	0	3	12	44	40	±4	4.2	±0.1	
<b>Not Experienced SH</b>	83	±1	0	0	8	33	59	±2	4.5	±0.1	
<b>FEMALES</b>											
<b>Total</b>	81	±2	0	2	8	35	55	±2	4.4	±0.1	
<b>Army</b>	80	±2	0	2	8	36	53	±3	4.4	±0.1	
<b>Navy</b>	78	±3	0	2	12	37	49	±4	4.3	±0.1	
<b>Marine Corps</b>	70	±8	0	2	8	43	46	±10	4.3	±0.2	
<b>Air Force</b>	88	±2	0	1	5	32	62	±3	4.6	±0.1	
<b>Enlisted</b>	81	±2	0	2	8	34	56	±2	4.4	±0.1	
<b>E1 – E4</b>	79	±3	0	2	11	34	52	±4	4.4	±0.1	
<b>E5 – E9</b>	83	±2	0	1	6	34	58	±3	4.5	±0.1	
<b>Officers</b>	83	±2	0	1	5	39	54	±3	4.5	±0.1	
<b>O1 – O3</b>	84	±3	0	1	6	41	52	±4	4.4	±0.1	
<b>O4 – O6</b>	81	±3	0	2	3	36	59	±4	4.5	±0.1	

Note. Percent responding are Service members who answered the question and who have had sexual assault training in the past 12 months (Q84).



86f. Continued	Percent Responding		Percentages					Max ME	Average Agreement		
			1	2	3	4	5				
<b>FEMALES (CONTINUED)</b>											
Experienced USC	70	±8	2	3	15	38	41	±8	4.1	±0.2	
Not Experienced USC	86	±1	0	2	7	35	56	±2	4.5	±0.1	
Experienced SH	76	±3	0	4	12	41	43	±3	4.2	±0.1	
Not Experienced SH	84	±2	0	1	6	33	60	±2	4.5	±0.1	
Deployed Past 12 Months	79	±3	0	2	9	37	51	±4	4.4	±0.1	
Not Deployed Past 12 Months	82	±2	0	1	7	34	57	±2	4.5	±0.1	
Army Enlisted	79	±3	0	2	9	35	54	±3	4.4	±0.1	
E1 - E4	76	±4	0	3	11	36	49	±5	4.3	±0.1	
Army Officers	83	±3	0	2	6	41	51	±5	4.4	±0.1	
Navy Enlisted	78	±3	0	2	12	36	49	±4	4.3	±0.1	
E1 - E4	76	±5	1	2	16	34	46	±6	4.2	±0.2	
Navy Officers	76	±6	0	2	8	39	51	±6	4.4	±0.1	
Marine Corps Enlisted	71	±8	0	2	9	42	46	±11	4.3	±0.2	
E1 - E4	69	±13	1	2	10	42	45	±17	4.3	±0.2	
Marine Corps Officers	69	±8	0	3	6	49	42	±10	4.3	±0.1	
Air Force Enlisted	87	±2	0	1	5	31	63	±4	4.6	±0.1	
E1 - E4	87	±3	0	1	7	30	61	±6	4.5	±0.1	
Air Force Officers	89	±3	0	1	2	37	60	±5	4.6	±0.1	
<b>MALES</b>											
Total	83	±1	0	1	8	34	57	±2	4.5	±0.1	
Army	82	±2	0	1	8	35	56	±3	4.5	±0.1	
Navy	83	±2	0	1	10	37	53	±3	4.4	±0.1	
Marine Corps	76	±3	0	1	8	31	60	±4	4.5	±0.1	
Air Force	88	±2	0	0	6	31	62	±3	4.6	±0.1	
Enlisted	83	±2	0	1	9	34	57	±2	4.5	±0.1	
E1 - E4	79	±3	0	1	11	34	54	±3	4.4	±0.1	
E5 - E9	85	±2	0	0	7	34	58	±2	4.5	±0.1	
Officers	84	±1	0	1	4	35	60	±2	4.5	±0.1	
O1 - O3	85	±2	0	1	5	35	59	±3	4.5	±0.1	
O4 - O6	83	±2	0	0	3	35	62	±2	4.6	±0.1	
Experienced USC	71	±11	3	3	12	49	34	±14	4.1	±0.3	
Not Experienced USC	85	±1	0	1	8	34	58	±2	4.5	±0.1	
Experienced SH	77	±5	0	3	12	47	37	±7	4.2	±0.1	
Not Experienced SH	83	±1	0	0	8	33	58	±2	4.5	±0.1	
Deployed Past 12 Months	82	±2	0	1	10	35	54	±3	4.4	±0.1	
Not Deployed Past 12 Months	83	±2	0	0	7	33	59	±2	4.5	±0.1	
Army Enlisted	82	±3	0	1	9	34	56	±4	4.4	±0.1	
E1 - E4	79	±5	0	1	11	35	53	±6	4.4	±0.1	
Army Officers	84	±2	0	1	5	37	57	±3	4.5	±0.1	
Navy Enlisted	83	±3	0	1	11	36	52	±4	4.4	±0.1	
E1 - E4	79	±5	0	1	15	36	47	±7	4.3	±0.2	
Navy Officers	80	±3	0	0	4	39	56	±4	4.5	±0.1	
Marine Corps Enlisted	75	±3	0	1	9	31	59	±4	4.5	±0.1	
E1 - E4	74	±5	0	1	9	30	59	±6	4.5	±0.1	
Marine Corps Officers	77	±4	0	1	3	34	62	±6	4.6	±0.1	
Air Force Enlisted	88	±2	0	0	7	31	61	±3	4.5	±0.1	
E1 - E4	86	±3	0	1	8	32	60	±5	4.5	±0.1	
Air Force Officers	90	±2	0	0	3	30	66	±3	4.6	±0.1	

**86. My Service's sexual assault training...****g. Explains how sexual assault is a mission readiness problem.**1. Strongly disagree  
4. Agree2. Disagree  
5. Strongly agree

3. Neither agree nor disagree

	Percent Responding		Percentages					Max ME	Average Agreement		
			1	2	3	4	5				
<b>TOTAL</b>	83	±1	0	1	9	34	57	±2	4.5	±0.1	
<b>Army</b>	82	±2	0	1	9	34	56	±3	4.5	±0.1	
<b>Navy</b>	82	±2	0	1	11	37	51	±3	4.4	±0.1	
<b>Marine Corps</b>	75	±3	0	1	7	32	60	±3	4.5	±0.1	
<b>Air Force</b>	89	±1	0	1	6	32	61	±2	4.5	±0.1	
<b>PAYGRADE</b>											
<b>Enlisted</b>	83	±1	0	1	9	34	56	±2	4.4	±0.1	
<b>E1 – E4</b>	79	±2	0	1	12	33	54	±3	4.4	±0.1	
E1 – E3	79	±4	0	1	13	32	54	±5	4.4	±0.1	
E4	80	±3	0	1	11	33	54	±4	4.4	±0.1	
<b>E5 – E9</b>	85	±1	0	1	7	34	58	±2	4.5	±0.1	
E5 – E6	84	±2	0	1	8	34	56	±2	4.5	±0.1	
E7 – E9	88	±2	0	0	4	33	63	±2	4.6	±0.1	
<b>Officers</b>	84	±1	0	1	5	35	59	±2	4.5	±0.1	
<b>W1 – W5</b>	89	±2	0	0	5	36	58	±5	4.5	±0.1	
<b>O1 – O3</b>	84	±2	0	1	6	36	57	±2	4.5	±0.1	
<b>O4 – O6</b>	83	±2	0	1	4	34	61	±2	4.6	±0.1	
<b>DEPLOYMENT</b>											
<b>Deployed Past 12 Months</b>	82	±2	0	1	11	35	54	±3	4.4	±0.1	
<b>Not Deployed Past 12 Months</b>	83	±1	0	1	7	33	58	±2	4.5	±0.1	
<b>RACE/ETHNICITY</b>											
<b>Non-Hispanic White</b>	84	±1	0	1	8	33	58	±2	4.5	±0.1	
<b>Total Minority</b>	81	±2	0	1	9	35	55	±2	4.4	±0.1	
Non-Hispanic Black	81	±3	0	1	8	35	56	±3	4.5	±0.1	
Hispanic	81	±3	0	2	9	35	54	±4	4.4	±0.1	
<b>EXPERIENCED BEHAVIORS</b>											
<b>Experienced USC</b>	70	±7	3	4	18	39	35	±9	4.0	±0.2	
<b>Not Experienced USC</b>	86	±1	0	1	8	34	57	±2	4.5	±0.1	
<b>Experienced SH</b>	76	±3	1	3	13	44	41	±4	4.2	±0.1	
<b>Not Experienced SH</b>	84	±1	0	1	8	33	58	±2	4.5	±0.1	
<b>FEMALES</b>											
<b>Total</b>	82	±2	0	2	9	36	54	±2	4.4	±0.1	
<b>Army</b>	80	±2	1	2	9	36	54	±3	4.4	±0.1	
<b>Navy</b>	78	±3	1	2	12	38	48	±4	4.3	±0.1	
<b>Marine Corps</b>	70	±8	1	1	9	43	45	±10	4.3	±0.2	
<b>Air Force</b>	87	±2	0	1	6	34	59	±3	4.5	±0.1	
<b>Enlisted</b>	81	±2	0	1	9	35	54	±2	4.4	±0.1	
<b>E1 – E4</b>	79	±3	0	2	12	34	51	±4	4.3	±0.1	
<b>E5 – E9</b>	83	±2	1	1	6	35	56	±3	4.5	±0.1	
<b>Officers</b>	83	±2	0	2	6	39	52	±3	4.4	±0.1	
<b>O1 – O3</b>	84	±3	0	2	7	41	50	±4	4.4	±0.1	
<b>O4 – O6</b>	81	±3	0	3	4	36	56	±4	4.5	±0.1	

Note. Percent responding are Service members who answered the question and who have had sexual assault training in the past 12 months (Q84).

86g. Continued	Percent Responding		Percentages					Max ME	Average Agreement		
			1	2	3	4	5				
<b>FEMALES (CONTINUED)</b>											
Experienced USC	69	±8	3	2	15	41	39	±8	4.1	±0.2	
Not Experienced USC	86	±1	0	1	8	35	55	±2	4.4	±0.1	
Experienced SH	76	±3	1	3	12	41	43	±3	4.2	±0.1	
Not Experienced SH	85	±2	0	1	7	33	58	±2	4.5	±0.1	
Deployed Past 12 Months	79	±3	0	2	10	38	50	±4	4.3	±0.1	
Not Deployed Past 12 Months	82	±2	0	1	8	35	55	±2	4.4	±0.1	
Army Enlisted	79	±3	1	1	9	35	54	±3	4.4	±0.1	
E1 – E4	76	±4	0	2	12	35	51	±5	4.3	±0.1	
Army Officers	83	±3	0	2	7	40	51	±5	4.4	±0.1	
Navy Enlisted	79	±3	1	2	13	37	47	±4	4.3	±0.1	
E1 – E4	76	±5	1	2	17	36	44	±6	4.2	±0.2	
Navy Officers	75	±6	0	3	9	38	50	±6	4.3	±0.1	
Marine Corps Enlisted	71	±8	1	1	9	43	46	±11	4.3	±0.2	
E1 – E4	69	±13	0	1	13	41	44	±17	4.3	±0.2	
Marine Corps Officers	70	±8	1	2	4	52	41	±10	4.3	±0.1	
Air Force Enlisted	87	±2	0	1	6	32	60	±4	4.5	±0.1	
E1 – E4	88	±3	0	1	8	31	59	±6	4.5	±0.1	
Air Force Officers	89	±3	0	1	5	39	55	±5	4.5	±0.1	
<b>MALES</b>											
Total	83	±1	0	1	9	34	57	±2	4.5	±0.1	
Army	83	±2	0	0	9	34	57	±3	4.5	±0.1	
Navy	83	±2	0	1	11	37	52	±3	4.4	±0.1	
Marine Corps	76	±3	0	1	7	31	61	±4	4.5	±0.1	
Air Force	89	±2	0	1	7	31	62	±3	4.5	±0.1	
Enlisted	83	±2	0	1	9	33	57	±2	4.5	±0.1	
E1 – E4	79	±3	0	1	12	33	55	±3	4.4	±0.1	
E5 – E9	86	±2	0	1	7	34	58	±2	4.5	±0.1	
Officers	85	±1	0	1	5	35	60	±2	4.5	±0.1	
O1 – O3	84	±2	0	1	5	35	58	±3	4.5	±0.1	
O4 – O6	84	±2	0	0	4	34	62	±2	4.6	±0.1	
Experienced USC	70	±11	3	6	20	38	33	±16	3.9	±0.3	
Not Experienced USC	86	±1	0	1	8	33	58	±2	4.5	±0.1	
Experienced SH	77	±5	1	2	13	46	39	±7	4.2	±0.1	
Not Experienced SH	84	±1	0	1	8	33	58	±2	4.5	±0.1	
Deployed Past 12 Months	83	±2	0	0	11	35	54	±3	4.4	±0.1	
Not Deployed Past 12 Months	84	±2	0	1	7	33	59	±2	4.5	±0.1	
Army Enlisted	82	±3	0	0	10	33	57	±4	4.4	±0.1	
E1 – E4	79	±5	0	1	13	32	54	±6	4.4	±0.1	
Army Officers	84	±2	0	1	5	36	58	±3	4.5	±0.1	
Navy Enlisted	83	±3	0	1	11	36	51	±4	4.4	±0.1	
E1 – E4	79	±5	0	1	17	35	47	±7	4.3	±0.2	
Navy Officers	81	±3	0	0	5	39	55	±4	4.5	±0.1	
Marine Corps Enlisted	75	±3	0	1	8	31	60	±4	4.5	±0.1	
E1 – E4	74	±4	0	1	8	31	60	±6	4.5	±0.1	
Marine Corps Officers	77	±4	0	0	3	33	63	±6	4.6	±0.1	
Air Force Enlisted	89	±2	0	1	7	31	61	±3	4.5	±0.1	
E1 – E4	86	±3	0	1	8	32	59	±5	4.5	±0.1	
Air Force Officers	91	±2	0	1	4	30	65	±3	4.6	±0.1	

**87. In your opinion, how effective was the training you received in...**
**a. Actually reducing/preventing sexual assault or behaviors related to sexual assault?**

 1. Not at all effective  
 4. Very effective

2. Slightly effective

3. Moderately effective

	Percent Responding		Percentages				Max ME	Average Effectiveness of Training		
			1	2	3	4				
<b>TOTAL</b>	83	±1	3	10	38	48	±2	3.3	±0.1	
<b>Army</b>	83	±2	4	10	38	48	±3	3.3	±0.1	
<b>Navy</b>	83	±2	3	10	41	46	±3	3.3	±0.1	
<b>Marine Corps</b>	75	±3	3	9	34	54	±3	3.4	±0.1	
<b>Air Force</b>	89	±1	3	11	38	48	±2	3.3	±0.1	
<b>PAYGRADE</b>										
<b>Enlisted</b>	83	±1	3	9	37	50	±2	3.3	±0.1	
<b>E1 – E4</b>	80	±2	4	10	37	49	±3	3.3	±0.1	
E1 – E3	79	±4	4	11	35	51	±5	3.3	±0.1	
E4	80	±3	4	10	38	47	±4	3.3	±0.1	
<b>E5 – E9</b>	86	±1	3	9	37	51	±2	3.4	±0.1	
E5 – E6	85	±2	3	9	38	50	±2	3.3	±0.1	
E7 – E9	89	±2	2	7	35	56	±3	3.4	±0.1	
<b>Officers</b>	84	±1	3	13	43	40	±2	3.2	±0.1	
<b>W1 – W5</b>	89	±2	2	11	39	48	±5	3.3	±0.1	
<b>O1 – O3</b>	84	±2	4	14	43	40	±2	3.2	±0.1	
<b>O4 – O6</b>	83	±2	2	14	45	39	±2	3.2	±0.1	
<b>DEPLOYMENT</b>										
<b>Deployed Past 12 Months</b>	82	±2	4	11	40	46	±3	3.3	±0.1	
<b>Not Deployed Past 12 Months</b>	84	±1	3	10	37	50	±2	3.3	±0.1	
<b>RACE/ETHNICITY</b>										
<b>Non-Hispanic White</b>	84	±1	4	11	39	46	±2	3.3	±0.1	
<b>Total Minority</b>	82	±2	3	8	37	52	±2	3.4	±0.1	
Non-Hispanic Black	81	±3	3	7	36	54	±3	3.4	±0.1	
Hispanic	81	±3	2	8	37	52	±4	3.4	±0.1	
<b>EXPERIENCED BEHAVIORS</b>										
<b>Experienced USC</b>	70	±7	13	22	43	21	±9	2.7	±0.2	
<b>Not Experienced USC</b>	86	±1	3	10	38	49	±2	3.3	±0.1	
<b>Experienced SH</b>	77	±3	8	20	45	26	±4	2.9	±0.1	
<b>Not Experienced SH</b>	84	±1	3	9	37	51	±2	3.4	±0.1	
<b>FEMALES</b>										
<b>Total</b>	82	±2	4	14	40	41	±2	3.2	±0.1	
<b>Army</b>	80	±2	4	15	42	39	±3	3.2	±0.1	
<b>Navy</b>	79	±3	6	15	39	40	±4	3.1	±0.1	
<b>Marine Corps</b>	71	±8	4	13	41	42	±10	3.2	±0.2	
<b>Air Force</b>	88	±2	2	14	39	44	±3	3.3	±0.1	
<b>Enlisted</b>	82	±2	4	14	39	44	±2	3.2	±0.1	
E1 – E4	79	±3	5	15	39	42	±4	3.2	±0.1	
E5 – E9	84	±2	3	13	39	45	±3	3.3	±0.1	
<b>Officers</b>	83	±2	4	18	47	31	±3	3.1	±0.1	
O1 – O3	84	±3	4	17	50	30	±4	3.1	±0.1	
O4 – O6	81	±3	4	19	43	34	±4	3.1	±0.1	

Note. Percent responding are Service members who answered the question and who have had sexual assault training in the past 12 months (Q84).

87a. Continued	Percent Responding		Percentages				Max ME	Average Effectiveness of Training		
			1	2	3	4				
<b>FEMALES (CONTINUED)</b>										
Experienced USC	70	±8	10	30	42	17	±9	2.7	±0.2	
Not Experienced USC	86	±1	3	13	40	43	±2	3.2	±0.1	
Experienced SH	76	±3	7	24	42	27	±3	2.9	±0.1	
Not Experienced SH	85	±2	2	10	40	48	±2	3.3	±0.1	
Deployed Past 12 Months	80	±3	4	16	41	39	±4	3.1	±0.1	
Not Deployed Past 12 Months	83	±2	4	14	40	42	±2	3.2	±0.1	
Army Enlisted	80	±3	4	14	40	41	±3	3.2	±0.1	
E1 – E4	76	±4	5	17	42	36	±5	3.1	±0.1	
Army Officers	83	±3	4	15	49	32	±5	3.1	±0.1	
Navy Enlisted	79	±3	6	15	38	42	±4	3.2	±0.1	
E1 – E4	76	±5	7	18	36	40	±6	3.1	±0.2	
Navy Officers	75	±6	5	20	46	30	±6	3.0	±0.1	
Marine Corps Enlisted	71	±8	4	12	41	43	±11	3.2	±0.2	
E1 – E4	69	±13	5	7	45	43	±17	3.3	±0.2	
Marine Corps Officers	70	±8	4	18	48	30	±10	3.0	±0.1	
Air Force Enlisted	88	±2	2	13	38	47	±4	3.3	±0.1	
E1 – E4	88	±3	2	12	37	48	±6	3.3	±0.1	
Air Force Officers	88	±3	3	19	46	32	±5	3.1	±0.1	
<b>MALES</b>										
Total	83	±1	3	9	38	50	±2	3.3	±0.1	
Army	83	±2	4	9	37	50	±3	3.3	±0.1	
Navy	83	±2	3	9	41	47	±3	3.3	±0.1	
Marine Corps	76	±3	3	9	34	54	±4	3.4	±0.1	
Air Force	89	±2	3	10	37	49	±3	3.3	±0.1	
Enlisted	83	±2	3	9	37	51	±2	3.4	±0.1	
E1 – E4	80	±3	4	10	36	50	±3	3.3	±0.1	
E5 – E9	86	±2	3	8	37	52	±2	3.4	±0.1	
Officers	84	±1	3	13	43	42	±2	3.2	±0.1	
O1 – O3	84	±2	4	13	41	42	±3	3.2	±0.1	
O4 – O6	83	±2	2	13	45	40	±2	3.2	±0.1	
Experienced USC	71	±11	14	17	44	24	±15	2.8	±0.3	
Not Experienced USC	86	±1	3	9	38	50	±2	3.3	±0.1	
Experienced SH	77	±5	10	17	48	25	±7	2.9	±0.2	
Not Experienced SH	84	±1	3	9	37	51	±2	3.4	±0.1	
Deployed Past 12 Months	83	±2	4	10	39	46	±3	3.3	±0.1	
Not Deployed Past 12 Months	84	±2	3	9	37	51	±2	3.4	±0.1	
Army Enlisted	83	±3	4	9	36	52	±4	3.4	±0.1	
E1 – E4	79	±5	5	11	34	50	±6	3.3	±0.1	
Army Officers	84	±2	3	12	44	41	±3	3.2	±0.1	
Navy Enlisted	84	±3	3	9	40	48	±4	3.3	±0.1	
E1 – E4	80	±5	4	8	43	44	±7	3.3	±0.2	
Navy Officers	80	±3	2	12	45	41	±4	3.3	±0.1	
Marine Corps Enlisted	76	±3	3	9	33	55	±4	3.4	±0.1	
E1 – E4	74	±4	3	9	32	56	±6	3.4	±0.1	
Marine Corps Officers	77	±4	2	11	40	48	±6	3.3	±0.1	
Air Force Enlisted	89	±2	3	9	36	51	±3	3.4	±0.1	
E1 – E4	87	±3	3	10	35	51	±5	3.3	±0.1	
Air Force Officers	90	±2	3	15	41	41	±3	3.2	±0.1	

**87. In your opinion, how effective was the training you received in...****b. Explaining the difference between restricted and unrestricted reporting of sexual assault?**1. Not at all effective  
4. Very effective

2. Slightly effective

3. Moderately effective

	Percent Responding		Percentages				Max ME	Average Effectiveness of Training		
			1	2	3	4				
<b>TOTAL</b>	83	±1	4	9	35	53	±2	3.4	±0.1	
<b>Army</b>	82	±2	4	8	35	53	±3	3.4	±0.1	
<b>Navy</b>	82	±2	5	9	38	49	±3	3.3	±0.1	
<b>Marine Corps</b>	75	±3	5	10	32	53	±3	3.3	±0.1	
<b>Air Force</b>	89	±1	3	9	33	56	±2	3.4	±0.1	
<b>PAYGRADE</b>										
<b>Enlisted</b>	83	±1	4	8	34	54	±2	3.4	±0.1	
<b>E1 – E4</b>	79	±2	4	9	34	53	±3	3.3	±0.1	
E1 – E3	79	±4	5	8	32	54	±5	3.4	±0.1	
E4	80	±3	4	9	35	51	±4	3.3	±0.1	
<b>E5 – E9</b>	85	±1	3	8	34	55	±2	3.4	±0.1	
E5 – E6	84	±2	4	8	35	54	±2	3.4	±0.1	
E7 – E9	88	±2	2	7	32	59	±2	3.5	±0.1	
<b>Officers</b>	84	±1	4	11	38	47	±2	3.3	±0.1	
<b>W1 – W5</b>	89	±2	3	9	36	52	±5	3.4	±0.1	
<b>O1 – O3</b>	84	±2	4	11	37	47	±2	3.3	±0.1	
<b>O4 – O6</b>	83	±2	4	11	41	45	±2	3.3	±0.1	
<b>DEPLOYMENT</b>										
<b>Deployed Past 12 Months</b>	82	±2	4	9	37	50	±3	3.3	±0.1	
<b>Not Deployed Past 12 Months</b>	83	±1	4	8	34	54	±2	3.4	±0.1	
<b>RACE/ETHNICITY</b>										
<b>Non-Hispanic White</b>	84	±1	4	9	35	51	±2	3.3	±0.1	
<b>Total Minority</b>	81	±2	3	8	34	55	±2	3.4	±0.1	
Non-Hispanic Black	81	±3	3	5	33	58	±3	3.5	±0.1	
Hispanic	80	±3	3	9	34	54	±4	3.4	±0.1	
<b>EXPERIENCED BEHAVIORS</b>										
<b>Experienced USC</b>	70	±7	15	22	36	27	±9	2.7	±0.2	
<b>Not Experienced USC</b>	86	±1	3	8	35	53	±2	3.4	±0.1	
<b>Experienced SH</b>	77	±3	9	19	39	33	±4	3.0	±0.1	
<b>Not Experienced SH</b>	84	±1	3	8	34	55	±2	3.4	±0.1	
<b>FEMALES</b>										
<b>Total</b>	82	±2	5	10	35	50	±2	3.3	±0.1	
<b>Army</b>	80	±2	5	11	36	49	±3	3.3	±0.1	
<b>Navy</b>	78	±3	8	11	37	44	±4	3.2	±0.1	
<b>Marine Corps</b>	70	±8	7	12	38	43	±10	3.2	±0.2	
<b>Air Force</b>	88	±2	3	9	34	55	±3	3.4	±0.1	
<b>Enlisted</b>	82	±2	5	10	35	51	±2	3.3	±0.1	
E1 – E4	79	±3	5	11	36	48	±4	3.3	±0.1	
E5 – E9	84	±2	4	9	34	53	±3	3.3	±0.1	
<b>Officers</b>	83	±2	6	12	38	44	±3	3.2	±0.1	
O1 – O3	84	±3	6	12	40	42	±4	3.2	±0.1	
O4 – O6	81	±3	6	11	35	47	±4	3.2	±0.1	

Note. Percent responding are Service members who answered the question and who have had sexual assault training in the past 12 months (Q84).

87b. Continued	Percent Responding		Percentages				Max ME	Average Effectiveness of Training		
			1	2	3	4				
<b>FEMALES (CONTINUED)</b>										
Experienced USC	69	±8	15	18	41	26	±9	2.8	±0.2	
Not Experienced USC	86	±1	4	10	35	51	±2	3.3	±0.1	
Experienced SH	76	±3	9	17	38	36	±3	3.0	±0.1	
Not Experienced SH	84	±2	3	7	34	55	±2	3.4	±0.1	
Deployed Past 12 Months	80	±3	6	12	35	47	±4	3.2	±0.1	
Not Deployed Past 12 Months	82	±2	5	10	36	50	±2	3.3	±0.1	
Army Enlisted	80	±3	5	10	34	51	±3	3.3	±0.1	
E1 - E4	76	±4	5	12	36	47	±5	3.2	±0.1	
Army Officers	83	±3	5	12	41	42	±5	3.2	±0.1	
Navy Enlisted	79	±3	8	11	37	44	±4	3.2	±0.1	
E1 - E4	77	±5	8	14	37	42	±6	3.1	±0.2	
Navy Officers	76	±6	10	12	40	39	±6	3.1	±0.2	
Marine Corps Enlisted	70	±8	6	11	38	45	±11	3.2	±0.2	
E1 - E4	69	±13	5	7	44	44	±17	3.3	±0.2	
Marine Corps Officers	70	±8	10	16	41	33	±11	3.0	±0.2	
Air Force Enlisted	88	±2	2	8	33	56	±4	3.4	±0.1	
E1 - E4	88	±3	2	9	33	56	±6	3.4	±0.1	
Air Force Officers	88	±3	4	11	35	50	±5	3.3	±0.1	
<b>MALES</b>										
Total	83	±1	4	9	35	53	±2	3.4	±0.1	
Army	82	±2	3	8	35	54	±3	3.4	±0.1	
Navy	83	±2	4	9	38	49	±3	3.3	±0.1	
Marine Corps	75	±3	4	10	32	54	±4	3.4	±0.1	
Air Force	89	±2	3	8	32	56	±3	3.4	±0.1	
Enlisted	83	±2	4	8	34	55	±2	3.4	±0.1	
E1 - E4	79	±3	4	9	34	53	±3	3.4	±0.1	
E5 - E9	86	±2	3	8	34	55	±2	3.4	±0.1	
Officers	84	±1	4	11	38	47	±2	3.3	±0.1	
O1 - O3	85	±2	4	11	36	48	±3	3.3	±0.1	
O4 - O6	83	±2	4	11	41	44	±2	3.3	±0.1	
Experienced USC	71	±11	16	24	33	27	±15	2.7	±0.3	
Not Experienced USC	86	±1	3	8	35	54	±2	3.4	±0.1	
Experienced SH	77	±5	9	21	40	30	±7	2.9	±0.2	
Not Experienced SH	84	±1	3	8	34	55	±2	3.4	±0.1	
Deployed Past 12 Months	82	±2	4	9	37	50	±3	3.3	±0.1	
Not Deployed Past 12 Months	84	±2	3	8	33	55	±2	3.4	±0.1	
Army Enlisted	82	±3	3	8	34	55	±4	3.4	±0.1	
E1 - E4	79	±5	5	9	34	53	±6	3.3	±0.1	
Army Officers	84	±2	4	10	39	47	±3	3.3	±0.1	
Navy Enlisted	83	±3	4	8	38	51	±4	3.3	±0.1	
E1 - E4	79	±5	5	6	40	48	±7	3.3	±0.2	
Navy Officers	81	±3	4	13	40	43	±4	3.2	±0.1	
Marine Corps Enlisted	75	±3	4	9	31	55	±4	3.4	±0.1	
E1 - E4	74	±5	5	9	31	55	±6	3.4	±0.1	
Marine Corps Officers	76	±4	4	13	36	46	±6	3.2	±0.1	
Air Force Enlisted	89	±2	3	8	31	58	±3	3.4	±0.1	
E1 - E4	86	±3	2	10	29	58	±5	3.4	±0.1	
Air Force Officers	90	±2	3	10	37	50	±3	3.3	±0.1	

**88. At your installation/ship, is there a...****a. Specific office with the authority to investigate sexual harassment?**

1. Yes

2. No

3. Don't know

	Percent Responding		Percentages			Max ME	Percentage Reporting Yes
			1	2	3		
<b>TOTAL</b>	94	±1	71	6	23	±2	
<b>Army</b>	92	±2	71	4	25	±3	
<b>Navy</b>	94	±2	61	14	25	±3	
<b>Marine Corps</b>	93	±2	63	7	29	±3	
<b>Air Force</b>	96	±1	84	2	14	±2	
<b>PAYGRADE</b>							
<b>Enlisted</b>	93	±1	70	7	23	±2	
<b>E1 – E4</b>	91	±2	65	7	29	±3	
E1 – E3	90	±3	61	7	32	±4	
E4	91	±2	67	6	27	±3	
<b>E5 – E9</b>	95	±1	74	7	19	±2	
E5 – E6	94	±1	71	7	22	±2	
E7 – E9	97	±1	83	6	12	±2	
<b>Officers</b>	97	±1	75	6	19	±2	
<b>W1 – W5</b>	97	±2	79	4	17	±3	
<b>O1 – O3</b>	96	±1	71	7	22	±2	
<b>O4 – O6</b>	98	±1	78	5	16	±2	
<b>DEPLOYMENT</b>							
<b>Deployed Past 12 Months</b>	92	±2	68	8	25	±2	
<b>Not Deployed Past 12 Months</b>	95	±1	73	6	22	±2	
<b>RACE/ETHNICITY</b>							
<b>Non-Hispanic White</b>	95	±1	70	6	23	±2	
<b>Total Minority</b>	92	±1	71	7	22	±2	
Non-Hispanic Black	93	±2	75	7	18	±3	
Hispanic	92	±2	66	7	26	±4	
<b>EXPERIENCED BEHAVIORS</b>							
<b>Experienced USC</b>	85	±6	49	22	29	±10	
<b>Not Experienced USC</b>	97	±1	71	6	23	±2	
<b>Experienced SH</b>	88	±3	59	12	29	±4	
<b>Not Experienced SH</b>	94	±1	72	6	22	±2	
<b>FEMALES</b>							
<b>Total</b>	92	±1	70	5	25	±2	
<b>Army</b>	89	±2	70	4	26	±3	
<b>Navy</b>	91	±2	58	12	30	±3	
<b>Marine Corps</b>	90	±6	64	7	29	±8	
<b>Air Force</b>	95	±2	79	2	19	±3	
<b>Enlisted</b>	91	±2	69	5	25	±2	
<b>E1 – E4</b>	88	±2	65	5	29	±3	
<b>E5 – E9</b>	94	±1	73	5	22	±2	
<b>Officers</b>	97	±1	71	5	23	±3	
<b>O1 – O3</b>	96	±2	70	6	24	±4	
<b>O4 – O6</b>	97	±1	73	5	22	±3	

Note. Percent responding are Service members who answered the question.



88a. Continued	Percent Responding		Percentages			Max ME	Percentage Reporting Yes
			1	2	3		
<b>FEMALES (CONTINUED)</b>							
Experienced USC	81	±7	58	9	33	±8	
Not Experienced USC	96	±1	70	5	24	±2	
Experienced SH	88	±2	62	8	31	±3	
Not Experienced SH	94	±1	74	4	22	±2	
Deployed Past 12 Months	88	±3	68	7	25	±3	
Not Deployed Past 12 Months	93	±1	70	5	25	±2	
Army Enlisted	88	±2	69	4	27	±3	
E1 – E4	84	±4	66	4	30	±5	
Army Officers	96	±2	72	4	24	±4	
Navy Enlisted	90	±3	58	12	31	±4	
E1 – E4	87	±5	55	11	35	±6	
Navy Officers	98	±2	57	13	29	±6	
Marine Corps Enlisted	89	±7	65	7	29	±9	
E1 – E4	85	±10	65	6	29	±14	
Marine Corps Officers	97	±2	63	8	29	±8	
Air Force Enlisted	95	±2	79	2	19	±3	
E1 – E4	93	±3	74	2	24	±6	
Air Force Officers	97	±2	80	1	19	±4	
<b>MALES</b>							
Total	94	±1	71	7	22	±2	
Army	93	±2	71	4	24	±3	
Navy	95	±2	62	14	24	±3	
Marine Corps	93	±2	63	7	29	±3	
Air Force	96	±1	85	2	13	±2	
Enlisted	94	±1	70	7	23	±2	
E1 – E4	91	±2	64	7	29	±3	
E5 – E9	95	±1	74	7	19	±2	
Officers	97	±1	75	6	19	±2	
O1 – O3	96	±1	71	7	22	±2	
O4 – O6	98	±1	79	6	15	±2	
Experienced USC	87	±8	44	30	26	±14	
Not Experienced USC	97	±1	71	6	22	±2	
Experienced SH	88	±4	57	15	28	±6	
Not Experienced SH	94	±1	72	6	22	±2	
Deployed Past 12 Months	93	±2	67	8	25	±3	
Not Deployed Past 12 Months	95	±1	73	6	21	±2	
Army Enlisted	92	±2	71	4	25	±3	
E1 – E4	90	±4	65	4	31	±6	
Army Officers	97	±1	75	4	21	±3	
Navy Enlisted	94	±2	61	14	25	±3	
E1 – E4	92	±4	53	15	32	±7	
Navy Officers	98	±1	67	12	21	±3	
Marine Corps Enlisted	93	±2	63	7	30	±4	
E1 – E4	91	±3	60	7	33	±5	
Marine Corps Officers	97	±2	66	9	24	±5	
Air Force Enlisted	96	±1	85	2	13	±2	
E1 – E4	94	±2	81	2	17	±4	
Air Force Officers	97	±1	85	2	13	±2	

**88. At your installation/ship, is there a...  
b. Sexual Assault Response Coordinator (SARC) to help those who experience sexual assault?**

1. Yes

2. No

3. Don't know

	Percent Responding		Percentages			Max ME	Percentage Reporting Yes
			1	2	3		
<b>TOTAL</b>	94	±1	71	5	24	±2	
<b>Army</b>	92	±2	69	4	27	±3	
<b>Navy</b>	95	±2	67	8	26	±3	
<b>Marine Corps</b>	93	±2	59	6	34	±3	
<b>Air Force</b>	96	±1	85	2	13	±2	
<b>PAYGRADE</b>							
<b>Enlisted</b>	93	±1	71	5	25	±2	
<b>E1 – E4</b>	91	±2	65	5	30	±3	
E1 – E3	91	±3	61	7	32	±4	
E4	91	±2	68	4	28	±3	
<b>E5 – E9</b>	95	±1	75	4	21	±2	
E5 – E6	95	±1	73	5	23	±2	
E7 – E9	97	±1	82	4	15	±2	
<b>Officers</b>	97	±1	75	4	21	±2	
<b>W1 – W5</b>	97	±2	77	2	21	±3	
<b>O1 – O3</b>	96	±1	74	4	22	±2	
<b>O4 – O6</b>	98	±1	76	4	20	±2	
<b>DEPLOYMENT</b>							
<b>Deployed Past 12 Months</b>	93	±2	68	5	27	±2	
<b>Not Deployed Past 12 Months</b>	95	±1	73	4	22	±2	
<b>RACE/ETHNICITY</b>							
<b>Non-Hispanic White</b>	95	±1	71	4	25	±2	
<b>Total Minority</b>	92	±1	71	5	23	±2	
Non-Hispanic Black	93	±2	74	5	21	±3	
Hispanic	92	±2	68	5	27	±4	
<b>EXPERIENCED BEHAVIORS</b>							
<b>Experienced USC</b>	85	±6	57	17	26	±9	
<b>Not Experienced USC</b>	97	±1	72	4	24	±2	
<b>Experienced SH</b>	89	±3	64	9	28	±4	
<b>Not Experienced SH</b>	95	±1	72	4	24	±2	
<b>FEMALES</b>							
<b>Total</b>	92	±1	74	3	23	±2	
<b>Army</b>	89	±2	69	4	27	±3	
<b>Navy</b>	92	±2	66	6	29	±3	
<b>Marine Corps</b>	90	±6	58	7	34	±8	
<b>Air Force</b>	96	±2	87	1	12	±2	
<b>Enlisted</b>	91	±2	74	3	23	±2	
<b>E1 – E4</b>	88	±2	71	3	25	±3	
<b>E5 – E9</b>	94	±1	76	3	21	±2	
<b>Officers</b>	97	±1	75	4	21	±3	
<b>O1 – O3</b>	97	±2	75	4	21	±4	
<b>O4 – O6</b>	97	±1	75	4	21	±3	

Note. Percent responding are Service members who answered the question.

88b. Continued	Percent Responding		Percentages			Max ME	Percentage Reporting Yes
			1	2	3		
<b>FEMALES (CONTINUED)</b>							
Experienced USC	81	±7	63	7	30	±8	
Not Experienced USC	97	±1	75	3	22	±2	
Experienced SH	88	±2	65	6	30	±3	
Not Experienced SH	94	±1	78	3	19	±2	
Deployed Past 12 Months	88	±3	71	5	24	±3	
Not Deployed Past 12 Months	93	±1	75	3	22	±2	
Army Enlisted	88	±2	69	3	28	±3	
E1 – E4	84	±4	66	3	30	±5	
Army Officers	95	±2	69	4	27	±4	
Navy Enlisted	90	±3	66	6	28	±4	
E1 – E4	87	±5	65	5	31	±6	
Navy Officers	98	±2	62	7	32	±6	
Marine Corps Enlisted	89	±7	58	8	34	±9	
E1 – E4	85	±10	60	7	33	±18	
Marine Corps Officers	98	±2	61	4	34	±10	
Air Force Enlisted	95	±2	86	1	13	±3	
E1 – E4	94	±3	84	2	14	±5	
Air Force Officers	98	±2	91	1	8	±3	
<b>MALES</b>							
Total	94	±1	71	5	24	±2	
Army	93	±2	69	4	27	±3	
Navy	95	±2	67	8	25	±3	
Marine Corps	94	±2	59	6	34	±3	
Air Force	96	±1	85	2	13	±2	
Enlisted	94	±1	70	5	25	±2	
E1 – E4	91	±2	64	5	31	±3	
E5 – E9	95	±1	75	4	21	±2	
Officers	97	±1	75	4	21	±2	
O1 – O3	96	±1	74	4	22	±2	
O4 – O6	98	±1	76	4	20	±2	
Experienced USC	88	±8	54	23	23	±13	
Not Experienced USC	97	±1	71	4	24	±2	
Experienced SH	89	±4	63	11	26	±6	
Not Experienced SH	95	±1	71	4	24	±2	
Deployed Past 12 Months	93	±2	67	5	28	±3	
Not Deployed Past 12 Months	95	±1	73	4	23	±2	
Army Enlisted	92	±2	68	4	28	±3	
E1 – E4	90	±3	63	5	32	±6	
Army Officers	97	±1	71	3	26	±2	
Navy Enlisted	95	±2	66	8	26	±3	
E1 – E4	92	±4	57	9	34	±7	
Navy Officers	98	±1	70	7	23	±3	
Marine Corps Enlisted	93	±2	59	6	35	±4	
E1 – E4	91	±3	56	6	39	±5	
Marine Corps Officers	97	±2	66	5	29	±5	
Air Force Enlisted	96	±1	84	2	14	±2	
E1 – E4	94	±2	79	2	19	±4	
Air Force Officers	97	±1	87	2	11	±2	

**88. At your installation/ship, is there a...  
c. Sexual Assault Victim Advocate to help those who experience sexual assault?**

1. Yes

2. No

3. Don't know

	Percent Responding		Percentages			Max ME	Percentage Reporting Yes
			1	2	3		
<b>TOTAL</b>	94	±1	73	4	23	±2	
<b>Army</b>	92	±2	71	3	26	±3	
<b>Navy</b>	94	±2	72	6	22	±3	
<b>Marine Corps</b>	93	±2	62	5	32	±3	
<b>Air Force</b>	96	±1	83	1	16	±2	
<b>PAYGRADE</b>							
<b>Enlisted</b>	93	±1	73	4	24	±2	
<b>E1 – E4</b>	91	±2	66	5	29	±3	
E1 – E3	90	±3	62	6	32	±4	
E4	91	±2	69	3	27	±3	
<b>E5 – E9</b>	95	±1	77	4	19	±2	
E5 – E6	94	±1	75	4	21	±2	
E7 – E9	97	±1	84	3	13	±2	
<b>Officers</b>	97	±1	78	2	20	±2	
<b>W1 – W5</b>	96	±2	80	1	19	±3	
<b>O1 – O3</b>	96	±1	77	3	20	±2	
<b>O4 – O6</b>	98	±1	79	2	19	±2	
<b>DEPLOYMENT</b>							
<b>Deployed Past 12 Months</b>	92	±2	71	4	25	±2	
<b>Not Deployed Past 12 Months</b>	94	±1	75	3	22	±2	
<b>RACE/ETHNICITY</b>							
<b>Non-Hispanic White</b>	95	±1	74	3	23	±2	
<b>Total Minority</b>	92	±1	73	4	23	±2	
Non-Hispanic Black	92	±2	76	4	20	±3	
Hispanic	92	±2	70	4	26	±4	
<b>EXPERIENCED BEHAVIORS</b>							
<b>Experienced USC</b>	85	±6	60	16	24	±9	
<b>Not Experienced USC</b>	97	±1	74	3	23	±2	
<b>Experienced SH</b>	89	±3	66	7	27	±4	
<b>Not Experienced SH</b>	94	±1	74	3	22	±2	
<b>FEMALES</b>							
<b>Total</b>	92	±1	77	2	21	±2	
<b>Army</b>	89	±2	73	3	24	±3	
<b>Navy</b>	91	±2	77	3	20	±3	
<b>Marine Corps</b>	89	±6	59	7	34	±9	
<b>Air Force</b>	95	±2	83	1	16	±3	
<b>Enlisted</b>	91	±2	77	2	21	±2	
<b>E1 – E4</b>	87	±2	73	3	24	±3	
<b>E5 – E9</b>	93	±1	80	2	18	±2	
<b>Officers</b>	97	±1	78	2	21	±3	
<b>O1 – O3</b>	96	±2	78	2	20	±4	
<b>O4 – O6</b>	97	±1	77	2	21	±3	

Note. Percent responding are Service members who answered the question.

88c. Continued	Percent Responding		Percentages			Max ME	Percentage Reporting Yes
			1	2	3		
<b>FEMALES (CONTINUED)</b>							
Experienced USC	81	±7	70	5	26	±8	
Not Experienced USC	96	±1	77	2	20	±2	
Experienced SH	88	±2	69	4	27	±3	
Not Experienced SH	93	±1	81	2	18	±2	
Deployed Past 12 Months	88	±3	76	3	21	±3	
Not Deployed Past 12 Months	93	±1	77	2	21	±2	
Army Enlisted	88	±2	74	3	24	±3	
E1 – E4	83	±4	71	3	26	±4	
Army Officers	95	±2	72	3	25	±4	
Navy Enlisted	90	±3	77	3	20	±4	
E1 – E4	87	±5	72	4	24	±6	
Navy Officers	97	±2	75	1	24	±6	
Marine Corps Enlisted	88	±7	58	7	35	±10	
E1 – E4	85	±10	54	7	39	±18	
Marine Corps Officers	98	±2	71	4	26	±7	
Air Force Enlisted	94	±2	83	1	16	±3	
E1 – E4	93	±3	81	1	18	±5	
Air Force Officers	97	±2	85	1	14	±3	
<b>MALES</b>							
Total	94	±1	73	4	23	±2	
Army	93	±2	71	3	26	±3	
Navy	94	±2	72	7	22	±3	
Marine Corps	93	±2	63	5	32	±3	
Air Force	96	±1	83	1	16	±2	
Enlisted	93	±1	72	4	24	±2	
E1 – E4	91	±2	65	5	30	±3	
E5 – E9	95	±1	77	4	19	±2	
Officers	97	±1	78	3	19	±2	
O1 – O3	96	±1	77	3	20	±2	
O4 – O6	98	±1	79	2	18	±2	
Experienced USC	88	±8	54	22	23	±13	
Not Experienced USC	97	±1	73	4	23	±2	
Experienced SH	89	±4	64	10	26	±6	
Not Experienced SH	94	±1	73	4	23	±2	
Deployed Past 12 Months	93	±2	70	5	25	±3	
Not Deployed Past 12 Months	95	±1	75	4	22	±2	
Army Enlisted	92	±2	70	3	26	±3	
E1 – E4	90	±3	64	4	32	±6	
Army Officers	97	±1	74	2	23	±3	
Navy Enlisted	94	±2	70	7	22	±3	
E1 – E4	92	±4	60	9	31	±7	
Navy Officers	97	±1	78	3	18	±3	
Marine Corps Enlisted	93	±2	62	6	33	±4	
E1 – E4	90	±3	59	5	36	±5	
Marine Corps Officers	97	±2	70	4	26	±5	
Air Force Enlisted	95	±1	82	1	16	±2	
E1 – E4	94	±3	77	2	21	±4	
Air Force Officers	97	±1	85	1	13	±2	

**89. Prior to your entry into the military, were you ever...**

a. Sexually harassed?

b. Sexually assaulted?

	Percent Responding		Percentages		Max ME
			a	b	
<b>TOTAL</b>	94	±1	13	7	±1
<b>Army</b>	93	±2	14	6	±2
<b>Navy</b>	95	±1	12	7	±2
<b>Marine Corps</b>	94	±2	11	5	±2
<b>Air Force</b>	96	±1	15	8	±2
<b>PAYGRADE</b>					
<b>Enlisted</b>	94	±1	13	7	±1
<b>E1 – E4</b>	91	±2	14	7	±2
E1 – E3	91	±2	13	8	±3
E4	91	±2	15	7	±2
<b>E5 – E9</b>	96	±1	13	7	±1
E5 – E6	95	±1	14	7	±2
E7 – E9	98	±1	11	6	±2
<b>Officers</b>	98	±1	13	6	±1
<b>W1 – W5</b>	98	±1	10	5	±3
<b>O1 – O3</b>	97	±1	14	6	±2
<b>O4 – O6</b>	98	±1	13	6	±2
<b>DEPLOYMENT</b>					
<b>Deployed Past 12 Months</b>	93	±2	12	6	±2
<b>Not Deployed Past 12 Months</b>	95	±1	14	8	±1
<b>RACE/ETHNICITY</b>					
<b>Non-Hispanic White</b>	95	±1	12	6	±1
<b>Total Minority</b>	93	±1	15	8	±2
Non-Hispanic Black	93	±2	15	8	±2
Hispanic	93	±2	14	8	±3
<b>EXPERIENCED BEHAVIORS</b>					
<b>Experienced USC</b>	87	±5	46	27	±8
<b>Not Experienced USC</b>	97	±1	13	6	±1
<b>Experienced SH</b>	90	±3	45	21	±4
<b>Not Experienced SH</b>	95	±1	10	5	±1
<b>FEMALES</b>					
<b>Total</b>	93	±1	40	23	±2
<b>Army</b>	91	±2	43	25	±3
<b>Navy</b>	93	±2	36	20	±3
<b>Marine Corps</b>	90	±6	42	21	±8
<b>Air Force</b>	96	±1	39	23	±3
<b>Enlisted</b>	92	±1	39	24	±2
E1 – E4	89	±2	39	24	±3
E5 – E9	94	±1	39	24	±3
<b>Officers</b>	97	±1	41	19	±3
O1 – O3	97	±2	41	17	±4
O4 – O6	97	±1	41	22	±3

Note. Percent responding are Service members who answered the question.

89. Continued	Percent Responding		Percentages		Max ME
			a	b	
<b>FEMALES (CONTINUED)</b>					
Experienced USC	85	±5	61	37	±8
Not Experienced USC	97	±1	38	22	±2
Experienced SH	89	±2	57	30	±3
Not Experienced SH	95	±1	32	20	±2
Deployed Past 12 Months	89	±3	40	21	±3
Not Deployed Past 12 Months	94	±1	40	24	±2
Army Enlisted	89	±2	43	27	±3
E1 – E4	85	±4	44	27	±5
Army Officers	96	±2	44	20	±4
Navy Enlisted	92	±2	35	21	±4
E1 – E4	89	±3	36	21	±6
Navy Officers	97	±2	37	16	±6
Marine Corps Enlisted	89	±7	42	21	±9
E1 – E4	86	±10	43	21	±15
Marine Corps Officers	98	±2	37	20	±8
Air Force Enlisted	96	±2	39	23	±4
E1 – E4	95	±2	37	22	±6
Air Force Officers	98	±2	41	19	±4
<b>MALES</b>					
Total	95	±1	9	4	±1
Army	93	±2	9	3	±2
Navy	95	±2	8	5	±2
Marine Corps	94	±2	9	4	±2
Air Force	96	±1	9	4	±2
Enlisted	94	±1	9	4	±1
E1 – E4	92	±2	9	5	±2
E5 – E9	96	±1	9	4	±1
Officers	98	±1	8	4	±1
O1 – O3	97	±1	7	4	±2
O4 – O6	98	±1	9	3	±2
Experienced USC	88	±8	36	21	±12
Not Experienced USC	97	±1	8	4	±1
Experienced SH	90	±4	34	13	±6
Not Experienced SH	95	±1	7	4	±1
Deployed Past 12 Months	94	±2	9	4	±2
Not Deployed Past 12 Months	95	±1	9	4	±1
Army Enlisted	92	±2	9	3	±2
E1 – E4	90	±3	9	3	±4
Army Officers	97	±1	9	4	±2
Navy Enlisted	95	±2	9	6	±2
E1 – E4	92	±4	10	7	±5
Navy Officers	98	±1	7	3	±2
Marine Corps Enlisted	94	±2	10	5	±2
E1 – E4	91	±3	9	5	±3
Marine Corps Officers	98	±2	5	3	±3
Air Force Enlisted	96	±1	9	4	±2
E1 – E4	95	±2	9	4	±3
Air Force Officers	98	±1	9	4	±2

**90. In your opinion, has sexual harassment in our nation become more or less of a problem over the last 4 years?**

1. Less of a problem today                      2. About the same as 4 years ago                      3. More of a problem today

	Percent Responding		Percentages			Max ME	Degree of Problem		
			1	2	3				
<b>TOTAL</b>	94	±1	32	42	26	±2	1.9	±0.1	
<b>Army</b>	92	±2	30	42	28	±3	2.0	±0.1	
<b>Navy</b>	94	±2	37	38	25	±3	1.9	±0.1	
<b>Marine Corps</b>	93	±2	34	40	25	±3	1.9	±0.1	
<b>Air Force</b>	96	±1	29	45	26	±2	2.0	±0.1	
<b>PAYGRADE</b>									
<b>Enlisted</b>	93	±1	31	40	29	±2	2.0	±0.1	
<b>E1 – E4</b>	91	±2	28	39	32	±3	2.0	±0.1	
<b>E1 – E3</b>	91	±2	29	38	33	±4	2.0	±0.1	
<b>E4</b>	90	±2	28	40	31	±3	2.0	±0.1	
<b>E5 – E9</b>	95	±1	33	41	26	±2	1.9	±0.1	
<b>E5 – E6</b>	95	±1	32	41	27	±2	2.0	±0.1	
<b>E7 – E9</b>	97	±1	37	40	23	±2	1.9	±0.1	
<b>Officers</b>	97	±1	38	48	15	±2	1.8	±0.1	
<b>W1 – W5</b>	97	±1	37	45	18	±5	1.8	±0.1	
<b>O1 – O3</b>	97	±1	37	48	15	±2	1.8	±0.1	
<b>O4 – O6</b>	98	±1	40	47	13	±2	1.7	±0.1	
<b>DEPLOYMENT</b>									
<b>Deployed Past 12 Months</b>	93	±2	32	42	26	±2	1.9	±0.1	
<b>Not Deployed Past 12 Months</b>	95	±1	32	41	27	±2	1.9	±0.1	
<b>RACE/ETHNICITY</b>									
<b>Non-Hispanic White</b>	95	±1	35	44	21	±2	1.9	±0.1	
<b>Total Minority</b>	92	±1	28	38	35	±2	2.1	±0.1	
<b>Non-Hispanic Black</b>	93	±2	24	35	40	±3	2.2	±0.1	
<b>Hispanic</b>	92	±2	28	41	31	±4	2.0	±0.1	
<b>EXPERIENCED BEHAVIORS</b>									
<b>Experienced USC</b>	87	±5	21	40	39	±8	2.2	±0.2	
<b>Not Experienced USC</b>	97	±1	32	42	26	±2	1.9	±0.1	
<b>Experienced SH</b>	89	±3	17	42	41	±4	2.2	±0.1	
<b>Not Experienced SH</b>	94	±1	34	41	25	±2	1.9	±0.1	
<b>FEMALES</b>									
<b>Total</b>	92	±1	19	45	35	±2	2.2	±0.1	
<b>Army</b>	90	±2	18	43	39	±3	2.2	±0.1	
<b>Navy</b>	92	±2	25	44	31	±3	2.1	±0.1	
<b>Marine Corps</b>	92	±5	19	54	27	±8	2.1	±0.1	
<b>Air Force</b>	95	±2	17	48	36	±3	2.2	±0.1	
<b>Enlisted</b>	92	±1	18	43	39	±2	2.2	±0.1	
<b>E1 – E4</b>	89	±2	14	43	43	±3	2.3	±0.1	
<b>E5 – E9</b>	94	±1	20	44	36	±3	2.2	±0.1	
<b>Officers</b>	96	±1	26	55	18	±3	1.9	±0.1	
<b>O1 – O3</b>	96	±2	24	58	19	±4	1.9	±0.1	
<b>O4 – O6</b>	97	±1	32	51	17	±3	1.9	±0.1	

Note. Percent responding are Service members who answered the question.



90. Continued	Percent Responding		Percentages			Max ME	Degree of Problem		
			1	2	3				
<b>FEMALES (CONTINUED)</b>									
Experienced USC	85	±5	9	44	47	±8	2.4	±0.1	
Not Experienced USC	97	±1	20	46	34	±2	2.1	±0.1	
Experienced SH	89	±2	11	45	43	±3	2.3	±0.1	
Not Experienced SH	94	±1	23	46	32	±2	2.1	±0.1	
Deployed Past 12 Months	89	±3	18	46	36	±4	2.2	±0.1	
Not Deployed Past 12 Months	94	±1	20	45	35	±2	2.2	±0.1	
Army Enlisted	89	±2	16	40	43	±3	2.3	±0.1	
E1 – E4	84	±4	12	38	50	±5	2.4	±0.1	
Army Officers	96	±2	25	54	21	±4	2.0	±0.1	
Navy Enlisted	91	±2	24	41	35	±4	2.1	±0.1	
E1 – E4	89	±3	20	41	38	±6	2.2	±0.1	
Navy Officers	96	±3	29	56	15	±6	1.9	±0.1	
Marine Corps Enlisted	91	±5	17	54	29	±9	2.1	±0.2	
E1 – E4	90	±8	11	58	30	±14	2.2	±0.2	
Marine Corps Officers	97	±2	34	53	13	±9	1.8	±0.1	
Air Force Enlisted	95	±2	14	45	40	±4	2.3	±0.1	
E1 – E4	94	±3	12	44	43	±6	2.3	±0.1	
Air Force Officers	98	±2	25	57	17	±4	1.9	±0.1	
<b>MALES</b>									
Total	94	±1	34	41	25	±2	1.9	±0.1	
Army	93	±2	32	42	26	±3	1.9	±0.1	
Navy	95	±2	39	37	24	±3	1.8	±0.1	
Marine Corps	93	±2	36	39	25	±3	1.9	±0.1	
Air Force	96	±1	32	44	24	±2	1.9	±0.1	
Enlisted	94	±1	33	40	27	±2	1.9	±0.1	
E1 – E4	91	±2	31	39	30	±3	2.0	±0.1	
E5 – E9	96	±1	35	40	25	±2	1.9	±0.1	
Officers	97	±1	40	46	14	±2	1.7	±0.1	
O1 – O3	97	±1	40	46	14	±3	1.7	±0.1	
O4 – O6	98	±1	41	46	13	±2	1.7	±0.1	
Experienced USC	89	±8	28	38	34	±13	2.1	±0.2	
Not Experienced USC	97	±1	34	41	25	±2	1.9	±0.1	
Experienced SH	90	±4	22	39	39	±6	2.2	±0.1	
Not Experienced SH	95	±1	35	41	24	±2	1.9	±0.1	
Deployed Past 12 Months	93	±2	34	41	25	±3	1.9	±0.1	
Not Deployed Past 12 Months	95	±1	35	41	25	±2	1.9	±0.1	
Army Enlisted	92	±2	30	41	29	±3	2.0	±0.1	
E1 – E4	89	±4	29	40	31	±6	2.0	±0.1	
Army Officers	97	±1	39	48	13	±3	1.7	±0.1	
Navy Enlisted	94	±2	38	36	26	±3	1.9	±0.1	
E1 – E4	92	±4	36	35	29	±7	1.9	±0.1	
Navy Officers	98	±1	44	43	14	±3	1.7	±0.1	
Marine Corps Enlisted	93	±2	34	39	27	±4	1.9	±0.1	
E1 – E4	91	±3	31	39	30	±5	2.0	±0.1	
Marine Corps Officers	97	±2	49	40	10	±5	1.6	±0.1	
Air Force Enlisted	96	±1	31	43	26	±3	1.9	±0.1	
E1 – E4	94	±2	29	41	30	±5	2.0	±0.1	
Air Force Officers	97	±1	35	49	16	±3	1.8	±0.1	

**91. In your opinion, has sexual assault in our nation become more or less of a problem over the last 4 years?**

1. Less of a problem today

2. About the same as 4 years ago

3. More of a problem today

	Percent Responding		Percentages			Max ME	Degree of Problem		
			1	2	3				
<b>TOTAL</b>	93	±1	27	44	29	±2	2.0	±0.1	
<b>Army</b>	91	±2	26	44	31	±3	2.1	±0.1	
<b>Navy</b>	94	±2	31	42	27	±3	2.0	±0.1	
<b>Marine Corps</b>	92	±2	28	43	29	±3	2.0	±0.1	
<b>Air Force</b>	95	±1	24	46	30	±2	2.1	±0.1	
<b>PAYGRADE</b>									
<b>Enlisted</b>	92	±1	27	42	31	±2	2.0	±0.1	
<b>E1 – E4</b>	89	±2	25	42	33	±3	2.1	±0.1	
E1 – E3	90	±3	24	42	34	±4	2.1	±0.1	
E4	89	±2	25	43	32	±3	2.1	±0.1	
<b>E5 – E9</b>	94	±1	28	42	30	±2	2.0	±0.1	
E5 – E6	94	±1	27	41	31	±2	2.0	±0.1	
E7 – E9	96	±1	31	43	27	±2	2.0	±0.1	
<b>Officers</b>	96	±1	28	53	20	±2	1.9	±0.1	
<b>W1 – W5</b>	95	±2	30	46	24	±5	1.9	±0.1	
<b>O1 – O3</b>	95	±1	27	53	19	±2	1.9	±0.1	
<b>O4 – O6</b>	97	±1	28	53	19	±2	1.9	±0.1	
<b>DEPLOYMENT</b>									
<b>Deployed Past 12 Months</b>	91	±2	29	43	28	±2	2.0	±0.1	
<b>Not Deployed Past 12 Months</b>	94	±1	26	44	30	±2	2.0	±0.1	
<b>RACE/ETHNICITY</b>									
<b>Non-Hispanic White</b>	94	±1	29	47	25	±2	2.0	±0.1	
<b>Total Minority</b>	91	±2	24	39	37	±2	2.1	±0.1	
Non-Hispanic Black	92	±2	22	37	42	±3	2.2	±0.1	
Hispanic	91	±2	25	42	33	±4	2.1	±0.1	
<b>EXPERIENCED BEHAVIORS</b>									
<b>Experienced USC</b>	86	±6	25	42	33	±9	2.1	±0.2	
<b>Not Experienced USC</b>	96	±1	27	44	29	±2	2.0	±0.1	
<b>Experienced SH</b>	87	±3	15	44	40	±4	2.2	±0.1	
<b>Not Experienced SH</b>	93	±1	28	44	28	±2	2.0	±0.1	
<b>FEMALES</b>									
<b>Total</b>	91	±1	14	47	39	±2	2.2	±0.1	
<b>Army</b>	88	±2	14	44	42	±3	2.3	±0.1	
<b>Navy</b>	91	±2	18	47	35	±3	2.2	±0.1	
<b>Marine Corps</b>	89	±6	15	50	35	±9	2.2	±0.2	
<b>Air Force</b>	94	±2	12	48	40	±3	2.3	±0.1	
<b>Enlisted</b>	90	±2	14	44	42	±2	2.3	±0.1	
E1 – E4	87	±2	13	43	44	±3	2.3	±0.1	
E5 – E9	92	±2	15	44	40	±3	2.3	±0.1	
<b>Officers</b>	95	±1	14	59	27	±3	2.1	±0.1	
O1 – O3	95	±2	14	60	26	±4	2.1	±0.1	
O4 – O6	96	±2	14	58	27	±3	2.1	±0.1	

Note. Percent responding are Service members who answered the question.

91. Continued	Percent Responding		Percentages			Max ME	Degree of Problem		
			1	2	3				
<b>FEMALES (CONTINUED)</b>									
Experienced USC	84	±6	12	40	48	±8	2.4	±0.2	
Not Experienced USC	95	±1	14	47	38	±2	2.2	±0.1	
Experienced SH	87	±2	10	45	45	±3	2.4	±0.1	
Not Experienced SH	92	±1	16	48	36	±2	2.2	±0.1	
Deployed Past 12 Months	87	±3	15	47	39	±4	2.2	±0.1	
Not Deployed Past 12 Months	92	±1	14	47	39	±2	2.3	±0.1	
Army Enlisted	86	±2	14	41	46	±3	2.3	±0.1	
E1 – E4	82	±4	12	39	50	±5	2.4	±0.1	
Army Officers	94	±2	15	57	28	±4	2.1	±0.1	
Navy Enlisted	90	±2	19	45	36	±4	2.2	±0.1	
E1 – E4	88	±3	17	46	36	±6	2.2	±0.1	
Navy Officers	95	±3	14	58	27	±6	2.1	±0.1	
Marine Corps Enlisted	88	±7	14	49	37	±10	2.2	±0.2	
E1 – E4	85	±10	12	48	40	±15	2.3	±0.2	
Marine Corps Officers	97	±2	22	62	17	±8	2.0	±0.1	
Air Force Enlisted	93	±2	11	45	43	±4	2.3	±0.1	
E1 – E4	91	±3	11	45	44	±6	2.3	±0.1	
Air Force Officers	96	±2	13	61	26	±4	2.1	±0.1	
<b>MALES</b>									
Total	93	±1	29	43	28	±2	2.0	±0.1	
Army	91	±2	27	44	29	±3	2.0	±0.1	
Navy	94	±2	33	41	26	±3	1.9	±0.1	
Marine Corps	92	±2	29	42	28	±3	2.0	±0.1	
Air Force	95	±1	27	45	27	±2	2.0	±0.1	
Enlisted	92	±1	29	42	30	±2	2.0	±0.1	
E1 – E4	90	±2	27	42	31	±3	2.0	±0.1	
E5 – E9	94	±1	30	41	29	±2	2.0	±0.1	
Officers	96	±1	30	51	18	±2	1.9	±0.1	
O1 – O3	96	±1	31	52	18	±3	1.9	±0.1	
O4 – O6	97	±1	30	52	18	±2	1.9	±0.1	
Experienced USC	88	±8	33	43	24	±13	1.9	±0.2	
Not Experienced USC	96	±1	29	43	28	±2	2.0	±0.1	
Experienced SH	87	±4	20	44	36	±6	2.2	±0.1	
Not Experienced SH	93	±1	30	43	27	±2	2.0	±0.1	
Deployed Past 12 Months	91	±2	30	43	27	±3	2.0	±0.1	
Not Deployed Past 12 Months	94	±1	28	44	28	±2	2.0	±0.1	
Army Enlisted	90	±2	27	42	31	±3	2.0	±0.1	
E1 – E4	88	±4	25	44	32	±6	2.1	±0.1	
Army Officers	96	±1	31	51	18	±3	1.9	±0.1	
Navy Enlisted	94	±2	33	39	27	±3	1.9	±0.1	
E1 – E4	91	±4	30	41	28	±7	2.0	±0.1	
Navy Officers	97	±1	32	51	17	±3	1.8	±0.1	
Marine Corps Enlisted	92	±2	28	42	30	±4	2.0	±0.1	
E1 – E4	90	±3	26	41	33	±5	2.1	±0.1	
Marine Corps Officers	96	±2	37	48	15	±5	1.8	±0.1	
Air Force Enlisted	95	±2	27	43	29	±3	2.0	±0.1	
E1 – E4	92	±3	27	42	31	±5	2.0	±0.1	
Air Force Officers	96	±1	26	53	21	±3	2.0	±0.1	

**92. In your opinion, has sexual harassment in the military become more or less of a problem over the last 4 years?**

1. Less of a problem today

2. About the same as 4 years ago

3. More of a problem today

	Percent Responding		Percentages			Max ME	Degree of Problem		
			1	2	3				
<b>TOTAL</b>	63	±1	48	36	16	±2	1.7	±0.1	
<b>Army</b>	60	±2	44	37	20	±3	1.8	±0.1	
<b>Navy</b>	68	±2	54	32	14	±3	1.6	±0.1	
<b>Marine Corps</b>	49	±3	54	35	11	±3	1.6	±0.1	
<b>Air Force</b>	71	±2	47	37	16	±2	1.7	±0.1	
<b>PAYGRADE</b>									
<b>Enlisted</b>	60	±1	47	35	18	±2	1.7	±0.1	
<b>E1 – E4</b>	20	±2	42	36	22	±5	1.8	±0.1	
E1 – E3	3	±2	40	36	24	±19	1.8	±0.3	
E4	33	±3	42	36	22	±5	1.8	±0.1	
<b>E5 – E9</b>	90	±1	47	35	18	±2	1.7	±0.1	
E5 – E6	88	±2	45	36	19	±2	1.7	±0.1	
E7 – E9	97	±1	55	32	13	±2	1.6	±0.1	
<b>Officers</b>	81	±1	55	37	8	±2	1.5	±0.1	
<b>W1 – W5</b>	93	±4	51	35	14	±4	1.6	±0.1	
<b>O1 – O3</b>	66	±2	52	39	9	±3	1.6	±0.1	
<b>O4 – O6</b>	97	±1	58	35	7	±2	1.5	±0.1	
<b>DEPLOYMENT</b>									
<b>Deployed Past 12 Months</b>	62	±2	47	36	17	±3	1.7	±0.1	
<b>Not Deployed Past 12 Months</b>	64	±2	49	35	15	±2	1.7	±0.1	
<b>RACE/ETHNICITY</b>									
<b>Non-Hispanic White</b>	63	±1	51	37	12	±2	1.6	±0.1	
<b>Total Minority</b>	64	±2	44	34	23	±2	1.8	±0.1	
Non-Hispanic Black	71	±3	40	33	27	±3	1.9	±0.1	
Hispanic	59	±3	45	36	20	±4	1.7	±0.1	
<b>EXPERIENCED BEHAVIORS</b>									
<b>Experienced USC</b>	43	±7	30	36	34	±10	2.0	±0.2	
<b>Not Experienced USC</b>	66	±1	49	36	16	±2	1.7	±0.1	
<b>Experienced SH</b>	53	±4	23	41	36	±4	2.1	±0.1	
<b>Not Experienced SH</b>	64	±1	51	35	14	±2	1.6	±0.1	
<b>FEMALES</b>									
<b>Total</b>	60	±2	35	42	23	±2	1.9	±0.1	
<b>Army</b>	55	±2	30	41	29	±3	2.0	±0.1	
<b>Navy</b>	62	±3	41	41	18	±4	1.8	±0.1	
<b>Marine Corps</b>	44	±7	41	40	19	±7	1.8	±0.1	
<b>Air Force</b>	67	±3	35	43	22	±4	1.9	±0.1	
<b>Enlisted</b>	58	±2	33	40	26	±3	1.9	±0.1	
<b>E1 – E4</b>	21	±2	25	44	30	±6	2.1	±0.1	
<b>E5 – E9</b>	89	±2	35	40	25	±3	1.9	±0.1	
<b>Officers</b>	71	±3	42	46	12	±3	1.7	±0.1	
<b>O1 – O3</b>	57	±4	37	49	14	±5	1.8	±0.1	
<b>O4 – O6</b>	96	±1	47	43	10	±3	1.6	±0.1	

Note. Percent responding are Service members who answered the question and who had been in active duty service for four years or more (Q7).

92. Continued	Percent Responding		Percentages			Max ME	Degree of Problem		
			1	2	3				
<b>FEMALES (CONTINUED)</b>									
Experienced USC	36	±6	16	46	38	±9	2.2	±0.2	
Not Experienced USC	64	±2	36	41	23	±2	1.9	±0.1	
Experienced SH	52	±3	20	48	33	±4	2.1	±0.1	
Not Experienced SH	64	±2	41	39	19	±2	1.8	±0.1	
Deployed Past 12 Months	55	±3	31	41	28	±4	2.0	±0.1	
Not Deployed Past 12 Months	62	±2	36	42	22	±2	1.9	±0.1	
Army Enlisted	51	±3	28	39	33	±4	2.0	±0.1	
E1 – E4	17	±3	21	36	42	±10	2.2	±0.2	
Army Officers	71	±4	35	48	17	±5	1.8	±0.1	
Navy Enlisted	60	±3	40	40	20	±5	1.8	±0.1	
E1 – E4	27	±5	32	45	23	±13	1.9	±0.2	
Navy Officers	71	±6	48	43	9	±6	1.6	±0.1	
Marine Corps Enlisted	41	±8	40	40	21	±8	1.8	±0.2	
E1 – E4	11	±4	24	49	27	±17	2.0	±0.3	
Marine Corps Officers	72	±11	49	40	11	±7	1.6	±0.1	
Air Force Enlisted	66	±3	33	42	26	±4	1.9	±0.1	
E1 – E4	26	±4	22	49	28	±10	2.1	±0.2	
Air Force Officers	71	±4	44	46	10	±5	1.7	±0.1	
<b>MALES</b>									
Total	64	±1	50	35	15	±2	1.6	±0.1	
Army	61	±2	46	36	18	±3	1.7	±0.1	
Navy	69	±2	55	31	13	±3	1.6	±0.1	
Marine Corps	49	±3	55	34	10	±4	1.6	±0.1	
Air Force	72	±2	50	36	14	±3	1.6	±0.1	
Enlisted	60	±1	49	34	17	±2	1.7	±0.1	
E1 – E4	20	±2	45	35	20	±6	1.8	±0.1	
E5 – E9	90	±2	49	34	16	±2	1.7	±0.1	
Officers	83	±2	57	35	8	±2	1.5	±0.1	
O1 – O3	68	±2	55	37	8	±3	1.5	±0.1	
O4 – O6	97	±1	60	34	6	±2	1.5	±0.1	
Experienced USC	47	±11	37	31	32	±15	2.0	±0.3	
Not Experienced USC	66	±1	51	35	15	±2	1.6	±0.1	
Experienced SH	54	±6	27	35	38	±7	2.1	±0.2	
Not Experienced SH	64	±1	52	35	14	±2	1.6	±0.1	
Deployed Past 12 Months	62	±2	48	35	16	±3	1.7	±0.1	
Not Deployed Past 12 Months	65	±2	52	34	14	±2	1.6	±0.1	
Army Enlisted	57	±2	43	36	21	±4	1.8	±0.1	
E1 – E4	21	±4	45	34	21	±10	1.8	±0.2	
Army Officers	81	±2	53	38	9	±3	1.6	±0.1	
Navy Enlisted	65	±2	54	31	15	±4	1.6	±0.1	
E1 – E4	22	±4	40	34	26	±12	1.9	±0.2	
Navy Officers	87	±2	60	34	6	±3	1.5	±0.1	
Marine Corps Enlisted	45	±3	53	36	11	±4	1.6	±0.1	
E1 – E4	12	±3	52	37	11	±11	1.6	±0.2	
Marine Corps Officers	84	±4	66	29	5	±5	1.4	±0.1	
Air Force Enlisted	69	±2	48	36	16	±3	1.7	±0.1	
E1 – E4	25	±4	47	35	18	±9	1.7	±0.2	
Air Force Officers	81	±2	56	36	9	±3	1.5	±0.1	

**93. In your opinion, has sexual assault in the military become more or less of a problem over the last 4 years?**

1. Less of a problem today

2. About the same as 4 years ago

3. More of a problem today

	Percent Responding		Percentages			Max ME	Degree of Problem		
			1	2	3				
<b>TOTAL</b>	63	±1	47	37	16	±2	1.7	±0.1	
<b>Army</b>	60	±2	42	38	20	±3	1.8	±0.1	
<b>Navy</b>	68	±2	53	33	14	±3	1.6	±0.1	
<b>Marine Corps</b>	49	±3	53	37	11	±3	1.6	±0.1	
<b>Air Force</b>	71	±2	46	38	16	±2	1.7	±0.1	
<b>PAYGRADE</b>									
<b>Enlisted</b>	60	±1	47	36	18	±2	1.7	±0.1	
<b>E1 – E4</b>	20	±2	42	39	20	±5	1.8	±0.1	
E1 – E3	3	±2	38	40	22	±18	1.8	±0.3	
E4	33	±3	42	39	19	±5	1.8	±0.1	
<b>E5 – E9</b>	91	±1	47	35	18	±2	1.7	±0.1	
E5 – E6	89	±2	46	36	19	±2	1.7	±0.1	
E7 – E9	97	±1	52	34	14	±2	1.6	±0.1	
<b>Officers</b>	81	±1	50	40	10	±2	1.6	±0.1	
<b>W1 – W5</b>	92	±4	50	36	14	±4	1.6	±0.1	
<b>O1 – O3</b>	66	±2	48	41	11	±3	1.6	±0.1	
<b>O4 – O6</b>	97	±1	51	39	10	±2	1.6	±0.1	
<b>DEPLOYMENT</b>									
<b>Deployed Past 12 Months</b>	62	±2	46	37	17	±3	1.7	±0.1	
<b>Not Deployed Past 12 Months</b>	64	±2	48	36	16	±2	1.7	±0.1	
<b>RACE/ETHNICITY</b>									
<b>Non-Hispanic White</b>	63	±1	49	38	12	±2	1.6	±0.1	
<b>Total Minority</b>	64	±2	44	34	22	±2	1.8	±0.1	
Non-Hispanic Black	71	±3	41	32	27	±3	1.9	±0.1	
Hispanic	59	±3	44	37	19	±4	1.7	±0.1	
<b>EXPERIENCED BEHAVIORS</b>									
<b>Experienced USC</b>	43	±7	26	38	36	±10	2.1	±0.2	
<b>Not Experienced USC</b>	66	±1	48	37	16	±2	1.7	±0.1	
<b>Experienced SH</b>	53	±4	23	44	33	±4	2.1	±0.1	
<b>Not Experienced SH</b>	65	±1	49	36	15	±2	1.7	±0.1	
<b>FEMALES</b>									
<b>Total</b>	60	±2	33	42	25	±2	1.9	±0.1	
<b>Army</b>	55	±2	28	42	30	±3	2.0	±0.1	
<b>Navy</b>	62	±3	40	41	19	±4	1.8	±0.1	
<b>Marine Corps</b>	44	±7	40	41	19	±7	1.8	±0.1	
<b>Air Force</b>	67	±3	33	43	24	±3	1.9	±0.1	
<b>Enlisted</b>	58	±2	33	40	27	±3	1.9	±0.1	
<b>E1 – E4</b>	21	±2	28	43	29	±6	2.0	±0.1	
<b>E5 – E9</b>	90	±2	34	39	27	±3	1.9	±0.1	
<b>Officers</b>	71	±3	34	50	16	±3	1.8	±0.1	
<b>O1 – O3</b>	56	±4	32	51	16	±5	1.8	±0.1	
<b>O4 – O6</b>	96	±2	35	49	15	±3	1.8	±0.1	

Note. Percent responding are Service members who answered the question and who had been in active duty service for four years or more (Q7).

93. Continued	Percent Responding		Percentages			Max ME	Degree of Problem		
			1	2	3				
<b>FEMALES (CONTINUED)</b>									
Experienced USC	36	±6	14	50	36	±9	2.2	±0.2	
Not Experienced USC	65	±2	34	42	24	±2	1.9	±0.1	
Experienced SH	52	±3	21	46	33	±4	2.1	±0.1	
Not Experienced SH	64	±2	38	41	21	±2	1.8	±0.1	
Deployed Past 12 Months	56	±3	31	42	27	±4	2.0	±0.1	
Not Deployed Past 12 Months	62	±2	34	42	24	±2	1.9	±0.1	
Army Enlisted	52	±3	28	38	34	±4	2.1	±0.1	
E1 – E4	17	±3	24	37	38	±10	2.1	±0.2	
Army Officers	71	±4	28	52	20	±5	1.9	±0.1	
Navy Enlisted	61	±3	40	40	20	±5	1.8	±0.1	
E1 – E4	27	±5	35	41	24	±12	1.9	±0.2	
Navy Officers	70	±6	40	47	14	±6	1.7	±0.1	
Marine Corps Enlisted	41	±8	39	41	20	±8	1.8	±0.2	
E1 – E4	11	±4	27	53	20	±17	1.9	±0.3	
Marine Corps Officers	73	±11	44	42	14	±7	1.7	±0.1	
Air Force Enlisted	65	±3	32	41	27	±4	1.9	±0.1	
E1 – E4	25	±4	25	48	27	±10	2.0	±0.2	
Air Force Officers	71	±4	35	51	14	±5	1.8	±0.1	
<b>MALES</b>									
Total	64	±1	49	36	15	±2	1.7	±0.1	
Army	61	±2	44	37	18	±3	1.7	±0.1	
Navy	69	±2	55	32	13	±3	1.6	±0.1	
Marine Corps	49	±3	53	36	10	±4	1.6	±0.1	
Air Force	72	±2	49	37	14	±3	1.7	±0.1	
Enlisted	60	±1	49	35	16	±2	1.7	±0.1	
E1 – E4	20	±2	44	38	18	±6	1.7	±0.1	
E5 – E9	91	±2	49	34	16	±2	1.7	±0.1	
Officers	83	±2	52	38	10	±2	1.6	±0.1	
O1 – O3	69	±2	51	40	10	±3	1.6	±0.1	
O4 – O6	97	±1	54	38	9	±2	1.6	±0.1	
Experienced USC	48	±11	32	32	36	±15	2.0	±0.3	
Not Experienced USC	66	±1	50	36	15	±2	1.6	±0.1	
Experienced SH	54	±6	25	42	33	±7	2.1	±0.1	
Not Experienced SH	65	±1	51	35	14	±2	1.6	±0.1	
Deployed Past 12 Months	62	±2	48	36	16	±3	1.7	±0.1	
Not Deployed Past 12 Months	65	±2	51	35	14	±2	1.6	±0.1	
Army Enlisted	57	±2	43	37	20	±4	1.8	±0.1	
E1 – E4	20	±4	45	37	17	±10	1.7	±0.2	
Army Officers	81	±2	50	38	12	±3	1.6	±0.1	
Navy Enlisted	66	±2	55	30	14	±4	1.6	±0.1	
E1 – E4	22	±4	40	38	21	±12	1.8	±0.2	
Navy Officers	87	±2	55	38	7	±3	1.5	±0.1	
Marine Corps Enlisted	45	±3	52	37	11	±4	1.6	±0.1	
E1 – E4	12	±3	45	40	14	±11	1.7	±0.2	
Marine Corps Officers	84	±4	60	33	7	±5	1.5	±0.1	
Air Force Enlisted	69	±2	48	36	16	±3	1.7	±0.1	
E1 – E4	25	±4	45	38	17	±9	1.7	±0.2	
Air Force Officers	80	±2	51	40	9	±3	1.6	±0.1	

**94. In your opinion, how often does sexual harassment occur in the military now, as compared with a few years ago?**

1. Much less often  
4. More often
















































2. Less often  
5. Much more often

3. About the same

	Percent Responding		Percentages					Max ME	Frequency of Occurrence		
			1	2	3	4	5				
<b>TOTAL</b>	63	±1	16	38	33	11	3	±2	2.5	±0.1	
Army	60	±2	14	34	35	14	3	±3	2.6	±0.1	
Navy	68	±2	19	42	28	9	2	±3	2.4	±0.1	
Marine Corps	49	±3	19	39	32	7	2	±3	2.4	±0.1	
Air Force	71	±2	15	38	35	11	2	±2	2.5	±0.1	
<b>PAYGRADE</b>											
Enlisted	60	±1	16	36	33	12	3	±2	2.5	±0.1	
E1 – E4	20	±2	13	32	37	14	5	±5	2.7	±0.1	
E1 – E3	3	±2	13	24	39	15	9	±19	2.8	±0.5	
E4	33	±3	13	32	36	13	5	±5	2.6	±0.1	
E5 – E9	90	±1	16	37	32	12	3	±2	2.5	±0.1	
E5 – E6	88	±2	15	36	33	13	3	±2	2.5	±0.1	
E7 – E9	97	±1	20	40	29	10	2	±2	2.3	±0.1	
Officers	81	±1	16	44	33	6	1	±2	2.3	±0.1	
W1 – W5	93	±4	17	38	33	11	1	±4	2.4	±0.1	
O1 – O3	66	±2	15	42	35	8	1	±3	2.4	±0.1	
O4 – O6	97	±1	16	47	31	5	1	±2	2.3	±0.1	
<b>DEPLOYMENT</b>											
Deployed Past 12 Months	62	±2	15	37	33	12	3	±2	2.5	±0.1	
Not Deployed Past 12 Months	64	±2	16	38	33	10	3	±2	2.5	±0.1	
<b>RACE/ETHNICITY</b>											
Non-Hispanic White	63	±1	16	39	34	9	2	±2	2.4	±0.1	
Total Minority	64	±2	15	35	30	15	4	±2	2.6	±0.1	
Non-Hispanic Black	71	±3	12	35	29	18	6	±3	2.7	±0.1	
Hispanic	59	±3	19	34	32	12	2	±4	2.4	±0.1	
<b>EXPERIENCED BEHAVIORS</b>											
Experienced USC	43	±7	11	26	37	18	9	±10	2.9	±0.3	
Not Experienced USC	66	±1	16	38	33	11	3	±2	2.5	±0.1	
Experienced SH	54	±4	4	23	42	22	9	±4	3.1	±0.1	
Not Experienced SH	65	±1	17	39	32	10	2	±2	2.4	±0.1	
<b>FEMALES</b>											
Total	61	±2	8	30	40	17	5	±2	2.8	±0.1	
Army	56	±2	7	26	40	21	8	±3	3.0	±0.1	
Navy	62	±3	11	33	38	13	4	±4	2.7	±0.1	
Marine Corps	44	±7	7	37	41	13	3	±7	2.7	±0.2	
Air Force	67	±3	8	31	41	17	3	±3	2.8	±0.1	
Enlisted	58	±2	8	28	39	19	5	±3	2.9	±0.1	
E1 – E4	22	±2	5	23	43	21	9	±6	3.1	±0.2	
E5 – E9	90	±2	9	29	38	19	5	±3	2.8	±0.1	
Officers	71	±3	9	38	42	10	2	±3	2.6	±0.1	
O1 – O3	57	±4	7	35	46	11	2	±5	2.7	±0.1	
O4 – O6	97	±1	10	41	39	8	2	±3	2.5	±0.1	

Note. Percent responding are Service members who answered the question and who had been in active duty service for four years or more (Q7).



94. Continued	Percent Responding		Percentages					Max ME	Frequency of Occurrence		
			1	2	3	4	5				
<b>FEMALES (CONTINUED)</b>											
Experienced USC	36	±6	3	19	40	26	12	±9	3.3	±0.2	
Not Experienced USC	65	±2	9	31	40	17	4	±2	2.8	±0.1	
Experienced SH	53	±3	3	19	46	22	10	±4	3.2	±0.1	
Not Experienced SH	64	±2	10	34	37	15	3	±2	2.7	±0.1	
Deployed Past 12 Months	56	±3	6	28	39	21	5	±4	2.9	±0.1	
Not Deployed Past 12 Months	62	±2	9	31	40	16	5	±2	2.8	±0.1	
Army Enlisted	52	±3	6	24	38	23	9	±4	3.0	±0.1	
E1 – E4	17	±3	5	15	42	25	13	±9	3.3	±0.2	
Army Officers	72	±4	8	31	45	12	4	±5	2.7	±0.1	
Navy Enlisted	61	±3	12	30	38	14	5	±5	2.7	±0.1	
E1 – E4	27	±5	7	24	43	15	10	±15	3.0	±0.3	
Navy Officers	71	±6	10	42	39	9	0	±6	2.5	±0.1	
Marine Corps Enlisted	41	±8	7	34	42	14	4	±8	2.7	±0.2	
E1 – E4	11	±5	5	17	55	19	5	±17	3.0	±0.3	
Marine Corps Officers	73	±11	7	48	37	6	1	±7	2.5	±0.1	
Air Force Enlisted	66	±3	8	29	40	20	3	±4	2.8	±0.1	
E1 – E4	26	±4	3	29	40	21	6	±10	3.0	±0.2	
Air Force Officers	71	±4	8	41	42	8	1	±5	2.5	±0.1	
<b>MALES</b>											
Total	64	±1	17	39	32	10	2	±2	2.4	±0.1	
Army	61	±2	15	35	34	13	3	±3	2.5	±0.1	
Navy	69	±2	20	43	27	9	2	±3	2.3	±0.1	
Marine Corps	49	±3	20	40	31	7	2	±3	2.3	±0.1	
Air Force	72	±2	16	39	34	9	2	±3	2.4	±0.1	
Enlisted	60	±1	17	37	32	11	3	±2	2.5	±0.1	
E1 – E4	20	±2	15	33	35	12	4	±6	2.6	±0.2	
E5 – E9	91	±2	18	38	31	11	3	±2	2.4	±0.1	
Officers	83	±2	17	45	32	6	1	±2	2.3	±0.1	
O1 – O3	68	±2	17	43	33	7	1	±3	2.3	±0.1	
O4 – O6	98	±1	17	48	30	4	1	±2	2.2	±0.1	
Experienced USC	47	±11	15	29	35	13	8	±15	2.7	±0.3	
Not Experienced USC	66	±1	17	39	31	10	2	±2	2.4	±0.1	
Experienced SH	54	±6	6	26	38	21	9	±7	3.0	±0.2	
Not Experienced SH	65	±1	18	40	31	9	2	±2	2.4	±0.1	
Deployed Past 12 Months	63	±2	16	38	33	11	2	±3	2.5	±0.1	
Not Deployed Past 12 Months	65	±2	18	40	31	9	2	±2	2.4	±0.1	
Army Enlisted	57	±2	15	34	34	15	3	±3	2.6	±0.1	
E1 – E4	20	±4	13	31	37	14	4	±10	2.7	±0.2	
Army Officers	82	±2	16	41	35	7	1	±3	2.4	±0.1	
Navy Enlisted	66	±2	20	42	26	9	2	±3	2.3	±0.1	
E1 – E4	22	±4	18	34	35	10	3	±12	2.5	±0.3	
Navy Officers	87	±2	17	49	28	5	0	±3	2.2	±0.1	
Marine Corps Enlisted	45	±3	19	38	33	8	3	±4	2.4	±0.1	
E1 – E4	12	±3	18	30	34	9	7	±11	2.6	±0.3	
Marine Corps Officers	84	±4	24	45	27	5	0	±5	2.1	±0.1	
Air Force Enlisted	70	±2	16	37	34	10	2	±3	2.5	±0.1	
E1 – E4	25	±4	12	38	34	12	4	±9	2.6	±0.2	
Air Force Officers	80	±2	16	46	32	6	0	±3	2.3	±0.1	

**95. In your opinion, how often does sexual assault occur in the military now, as compared with a few years ago?**
















































1. Much less often  
4. More often

2. Less often  
5. Much more often

3. About the same

	Percent Responding		Percentages					Max ME	Frequency of Occurrence		
			1	2	3	4	5				
<b>TOTAL</b>	63	±1	18	35	34	11	2	±2	2.5	±0.1	
<b>Army</b>	60	±2	15	32	36	14	3	±3	2.6	±0.1	
<b>Navy</b>	68	±2	21	39	29	9	2	±3	2.3	±0.1	
<b>Marine Corps</b>	49	±3	22	36	32	8	2	±3	2.3	±0.1	
<b>Air Force</b>	71	±2	16	35	36	11	2	±2	2.5	±0.1	
<b>PAYGRADE</b>											
<b>Enlisted</b>	60	±1	18	34	33	12	3	±2	2.5	±0.1	
<b>E1 – E4</b>	20	±2	14	32	37	13	4	±5	2.6	±0.1	
E1 – E3	3	±2	18	22	42	12	6	±21	2.7	±0.5	
E4	33	±3	14	33	36	13	4	±5	2.6	±0.1	
<b>E5 – E9</b>	90	±1	19	34	33	12	2	±2	2.5	±0.1	
E5 – E6	88	±2	18	33	33	12	3	±2	2.5	±0.1	
E7 – E9	97	±1	21	36	30	11	1	±2	2.4	±0.1	
<b>Officers</b>	81	±1	16	39	36	8	1	±2	2.4	±0.1	
<b>W1 – W5</b>	92	±4	19	34	35	12	1	±4	2.4	±0.1	
<b>O1 – O3</b>	66	±2	15	37	37	9	1	±3	2.4	±0.1	
<b>O4 – O6</b>	97	±1	16	41	35	7	1	±2	2.4	±0.1	
<b>DEPLOYMENT</b>											
<b>Deployed Past 12 Months</b>	62	±2	17	34	35	12	2	±2	2.5	±0.1	
<b>Not Deployed Past 12 Months</b>	64	±2	18	35	33	11	2	±2	2.4	±0.1	
<b>RACE/ETHNICITY</b>											
<b>Non-Hispanic White</b>	63	±1	17	36	35	10	2	±2	2.4	±0.1	
<b>Total Minority</b>	64	±2	18	33	31	14	4	±2	2.5	±0.1	
Non-Hispanic Black	71	±3	14	32	30	17	6	±3	2.7	±0.1	
Hispanic	59	±3	22	32	32	12	2	±4	2.4	±0.1	
<b>EXPERIENCED BEHAVIORS</b>											
<b>Experienced USC</b>	43	±7	13	15	44	20	8	±10	3.0	±0.3	
<b>Not Experienced USC</b>	66	±1	18	35	34	11	2	±2	2.5	±0.1	
<b>Experienced SH</b>	53	±4	7	24	41	19	9	±4	3.0	±0.1	
<b>Not Experienced SH</b>	64	±1	19	36	33	11	2	±2	2.4	±0.1	
<b>FEMALES</b>											
<b>Total</b>	60	±2	9	29	40	18	5	±2	2.8	±0.1	
<b>Army</b>	55	±2	7	25	40	20	8	±3	3.0	±0.1	
<b>Navy</b>	62	±3	11	32	40	14	3	±4	2.6	±0.1	
<b>Marine Corps</b>	44	±7	9	36	38	14	3	±7	2.7	±0.2	
<b>Air Force</b>	67	±3	8	29	41	18	3	±3	2.8	±0.1	
<b>Enlisted</b>	58	±2	9	28	39	19	5	±3	2.8	±0.1	
<b>E1 – E4</b>	21	±2	5	26	40	21	7	±6	3.0	±0.2	
<b>E5 – E9</b>	89	±2	10	28	38	18	5	±3	2.8	±0.1	
<b>Officers</b>	71	±3	8	31	46	13	2	±3	2.7	±0.1	
<b>O1 – O3</b>	56	±4	7	31	47	14	2	±5	2.7	±0.1	
<b>O4 – O6</b>	96	±1	9	31	46	12	2	±3	2.7	±0.1	

Note. Percent responding are Service members who answered the question and who had been in active duty service for four years or more (Q7).

95. Continued	Percent Responding		Percentages					Max ME	Frequency of Occurrence		
			1	2	3	4	5				
<b>FEMALES (CONTINUED)</b>											
Experienced USC	36	±6	4	14	47	25	10	±9	3.2	±0.2	
Not Experienced USC	64	±2	9	29	40	17	4	±2	2.8	±0.1	
Experienced SH	52	±3	4	22	44	21	8	±4	3.1	±0.1	
Not Experienced SH	64	±2	11	31	39	16	3	±2	2.7	±0.1	
Deployed Past 12 Months	55	±3	8	30	38	19	5	±4	2.8	±0.1	
Not Deployed Past 12 Months	62	±2	9	28	41	17	4	±2	2.8	±0.1	
Army Enlisted	51	±3	7	24	39	22	9	±4	3.0	±0.1	
E1 - E4	17	±3	5	20	41	25	10	±9	3.1	±0.2	
Army Officers	71	±4	7	28	45	15	4	±5	2.8	±0.1	
Navy Enlisted	60	±3	12	32	38	14	3	±5	2.6	±0.1	
E1 - E4	27	±5	7	29	39	20	6	±14	2.9	±0.3	
Navy Officers	70	±6	8	33	46	13	0	±6	2.7	±0.1	
Marine Corps Enlisted	40	±8	9	34	38	15	4	±8	2.7	±0.2	
E1 - E4	11	±4	5	27	49	13	6	±17	2.9	±0.3	
Marine Corps Officers	73	±11	7	43	40	9	1	±7	2.5	±0.1	
Air Force Enlisted	65	±3	8	28	39	20	4	±4	2.8	±0.1	
E1 - E4	25	±4	5	28	41	20	6	±11	2.9	±0.2	
Air Force Officers	71	±4	8	31	48	11	1	±5	2.6	±0.1	
<b>MALES</b>											
Total	64	±1	19	36	33	10	2	±2	2.4	±0.1	
Army	61	±2	16	33	35	13	3	±3	2.5	±0.1	
Navy	69	±2	22	40	28	9	2	±3	2.3	±0.1	
Marine Corps	49	±3	23	36	32	8	2	±3	2.3	±0.1	
Air Force	72	±2	18	37	35	9	1	±3	2.4	±0.1	
Enlisted	60	±1	20	35	32	11	2	±2	2.4	±0.1	
E1 - E4	20	±2	16	33	36	11	4	±6	2.5	±0.2	
E5 - E9	90	±2	20	35	32	11	2	±2	2.4	±0.1	
Officers	82	±2	17	40	34	8	1	±2	2.3	±0.1	
O1 - O3	68	±2	17	38	36	8	1	±3	2.4	±0.1	
O4 - O6	97	±1	17	43	33	7	1	±2	2.3	±0.1	
Experienced USC	48	±11	17	16	42	17	8	±14	2.8	±0.3	
Not Experienced USC	66	±1	19	36	32	10	2	±2	2.4	±0.1	
Experienced SH	55	±6	8	26	39	17	9	±7	2.9	±0.2	
Not Experienced SH	64	±1	20	36	32	10	2	±2	2.4	±0.1	
Deployed Past 12 Months	62	±2	18	35	34	11	2	±3	2.4	±0.1	
Not Deployed Past 12 Months	65	±2	20	37	32	10	2	±2	2.4	±0.1	
Army Enlisted	57	±2	16	32	35	14	3	±3	2.6	±0.1	
E1 - E4	20	±4	15	30	37	14	4	±10	2.6	±0.3	
Army Officers	81	±2	17	36	36	10	1	±3	2.4	±0.1	
Navy Enlisted	66	±2	23	38	27	9	2	±3	2.3	±0.1	
E1 - E4	22	±4	18	37	32	10	3	±12	2.4	±0.3	
Navy Officers	87	±2	17	45	32	6	0	±3	2.3	±0.1	
Marine Corps Enlisted	45	±3	23	35	32	8	2	±4	2.3	±0.1	
E1 - E4	12	±3	21	25	40	8	6	±11	2.5	±0.3	
Marine Corps Officers	84	±4	24	39	31	6	1	±5	2.2	±0.1	
Air Force Enlisted	69	±2	19	35	34	10	2	±3	2.4	±0.1	
E1 - E4	25	±4	14	37	37	10	2	±9	2.5	±0.2	
Air Force Officers	80	±2	15	42	35	7	0	±3	2.4	±0.1	

**96. What age were you on your last birthday?**

1. 19 years old or younger                      2. 20 to 24 years old                      3. 25 to 29 years old  
 4. 30 to 34 years old                            5. 35 to 39 years old                      6. 40 to 44 years old  
 7. 45 years old or older

	Percent Responding		Percentages							Max ME	Average Age		
			1	2	3	4	5	6	7				
<b>TOTAL</b>	100	±0	7	34	22	14	12	7	3	±1	28.4	±0.1	
<b>Army</b>	100	±0	6	33	23	15	13	7	3	±3	28.5	±0.2	
<b>Navy</b>	100	±0	5	34	23	15	13	7	4	±2	28.7	±0.2	
<b>Marine Corps</b>	100	±0	15	46	18	10	7	3	1	±3	25.1	±0.3	
<b>Air Force</b>	100	±0	4	30	23	15	14	10	4	±2	29.6	±0.2	
<b>PAYGRADE</b>													
<b>Enlisted</b>	100	±0	8	39	22	13	11	6	2	±2	27.2	±0.2	
<b>E1 – E4</b>	100	±0	18	64	14	3	1	0	0	±3	22.2	±0.2	
E1 – E3	100	±0	33	58	8	1	0	0	0	±4	21.0	±0.2	
E4	100	±0	7	69	19	4	2	0	0	±3	23.1	±0.2	
<b>E5 – E9</b>	100	±0	0	20	28	21	19	10	3	±2	31.1	±0.2	
E5 – E6	100	±0	0	26	35	22	12	4	1	±2	28.9	±0.2	
E7 – E9	100	±0	0	1	3	18	40	28	9	±3	38.1	±0.3	
<b>Officers</b>	100	±0	0	10	23	21	20	15	11	±2	34.3	±0.2	
<b>W1 – W5</b>	100	±0	0	4	18	21	26	20	11	±6	35.8	±0.6	
O1 – O3	100	±0	0	19	42	24	11	3	1	±2	29.1	±0.2	
O4 – O6	100	±0	0	0	0	16	29	29	25	±3	40.5	±0.3	
<b>DEPLOYMENT</b>													
<b>Deployed Past 12 Months</b>	100	±0	5	39	22	15	11	6	2	±2	27.7	±0.3	
<b>Not Deployed Past 12 Months</b>	100	±0	8	31	22	14	13	8	4	±2	28.8	±0.2	
<b>RACE/ETHNICITY</b>													
<b>Non-Hispanic White</b>	100	±0	7	34	22	14	12	8	3	±2	28.4	±0.2	
<b>Total Minority</b>	100	±0	6	34	22	15	13	7	3	±2	28.4	±0.2	
Non-Hispanic Black	100	±0	3	28	21	18	18	9	4	±3	29.9	±0.4	
Hispanic	100	±0	8	41	23	12	9	5	2	±4	26.8	±0.4	
<b>EXPERIENCED BEHAVIORS</b>													
<b>Experienced USC</b>	100	±0	10	50	21	11	5	3	1	±8	25.0	±0.8	
<b>Not Experienced USC</b>	100	±0	6	33	22	15	13	8	3	±2	28.6	±0.2	
<b>Experienced SH</b>	100	±0	8	44	23	12	8	4	2	±4	26.4	±0.4	
<b>Not Experienced SH</b>	100	±0	6	33	22	15	13	8	3	±2	28.6	±0.2	
<b>FEMALES</b>													
<b>Total</b>	100	±0	7	37	24	13	10	6	3	±2	27.7	±0.2	
<b>Army</b>	100	±0	7	36	22	14	11	6	3	±3	28.0	±0.3	
<b>Navy</b>	100	±0	8	38	25	12	9	4	3	±3	27.3	±0.3	
<b>Marine Corps</b>	100	±0	14	51	19	8	6	1	1	±10	24.2	±0.8	
<b>Air Force</b>	100	±0	6	33	26	14	11	7	3	±3	28.2	±0.3	
<b>Enlisted</b>	100	±0	9	42	23	12	9	4	1	±2	26.4	±0.2	
<b>E1 – E4</b>	100	±0	19	65	13	2	1	0	0	±3	22.0	±0.2	
<b>E5 – E9</b>	100	±0	0	21	32	21	16	8	3	±3	30.3	±0.3	
<b>Officers</b>	100	±0	0	13	28	19	16	12	11	±3	33.2	±0.4	
<b>O1 – O3</b>	100	±0	0	21	44	20	9	4	1	±4	28.8	±0.4	
<b>O4 – O6</b>	100	±0	0	0	0	14	27	28	31	±3	41.4	±0.4	

Note. Percent responding are Service members who answered the survey. Member's age is constructed from administrative data.

96. Continued	Percent Responding		Percentages							Max ME	Average Age		
			1	2	3	4	5	6	7				
<b>FEMALES (CONTINUED)</b>													
Experienced USC	100	±0	13	53	18	10	4	2	0	±7	24.3	±0.6	■
Not Experienced USC	100	±0	7	35	25	14	11	6	4	±2	28.1	±0.2	■
Experienced SH	100	±0	9	44	23	12	7	3	1	±3	26.0	±0.3	■
Not Experienced SH	100	±0	6	33	24	14	12	7	4	±2	28.5	±0.3	■
Deployed Past 12 Months	100	±0	6	43	23	13	9	5	1	±3	26.8	±0.4	■
Not Deployed Past 12 Months	100	±0	8	35	24	13	11	6	4	±2	28.0	±0.2	■
Army Enlisted	100	±0	9	42	21	12	10	5	2	±3	26.7	±0.3	■
E1 – E4	100	±0	18	62	14	4	1	0	0	±4	22.4	±0.3	■
Army Officers	100	±0	0	14	28	19	16	13	10	±4	33.1	±0.6	■
Navy Enlisted	100	±0	9	44	23	12	8	3	1	±4	26.0	±0.3	■
E1 – E4	100	±0	20	66	11	2	1	0	0	±5	21.9	±0.3	■
Navy Officers	100	±0	0	11	32	15	15	14	14	±6	33.8	±0.8	■
Marine Corps Enlisted	100	±0	15	55	17	5	5	1	1	±11	23.5	±0.7	■
E1 – E4	100	±0	25	71	4	1	0	0	0	±15	20.6	±0.5	■
Marine Corps Officers	100	±0	0	17	34	26	14	5	4	±12	30.5	±1.0	■
Air Force Enlisted	100	±0	8	38	26	13	9	5	1	±3	27.0	±0.3	■
E1 – E4	100	±0	18	68	14	0	0	0	0	±6	21.8	±0.3	■
Air Force Officers	100	±0	0	14	26	19	17	12	11	±4	33.3	±0.5	■
<b>MALES</b>													
Total	100	±0	7	34	22	14	13	8	3	±2	28.5	±0.2	■
Army	100	±0	6	33	23	15	13	7	3	±3	28.6	±0.3	■
Navy	100	±0	5	33	22	15	14	8	4	±3	28.9	±0.3	■
Marine Corps	100	±0	15	45	18	10	7	3	1	±3	25.2	±0.3	■
Air Force	100	±0	4	29	23	15	15	11	4	±2	29.9	±0.2	■
Enlisted	100	±0	8	38	22	13	11	6	2	±2	27.3	±0.2	■
E1 – E4	100	±0	18	64	15	3	1	0	0	±3	22.3	±0.2	■
E5 – E9	100	±0	0	19	27	21	19	10	3	±2	31.2	±0.2	■
Officers	100	±0	0	10	22	21	20	16	11	±2	34.4	±0.2	■
O1 – O3	100	±0	0	18	42	25	11	3	1	±3	29.2	±0.2	■
O4 – O6	100	±0	0	1	0	16	30	30	24	±4	40.4	±0.3	■
Experienced USC	100	±0	8	48	23	11	5	3	1	±13	25.4	±1.2	■
Not Experienced USC	100	±0	6	33	22	15	13	8	3	±2	28.7	±0.2	■
Experienced SH	100	±0	7	44	22	12	9	5	2	±6	26.8	±0.7	■
Not Experienced SH	100	±0	6	33	22	15	13	8	3	±2	28.6	±0.2	■
Deployed Past 12 Months	100	±0	5	39	22	15	12	6	2	±3	27.8	±0.3	■
Not Deployed Past 12 Months	100	±0	8	31	22	14	13	8	4	±2	29.0	±0.2	■
Army Enlisted	100	±0	7	38	22	14	12	5	2	±3	27.5	±0.3	■
E1 – E4	100	±0	16	59	18	5	2	0	0	±5	22.9	±0.4	■
Army Officers	100	±0	0	10	23	21	19	16	11	±3	34.2	±0.4	■
Navy Enlisted	100	±0	6	37	23	14	12	6	2	±3	27.8	±0.3	■
E1 – E4	100	±0	15	67	13	3	2	0	0	±6	22.4	±0.4	■
Navy Officers	100	±0	0	9	18	20	21	16	15	±3	35.5	±0.5	■
Marine Corps Enlisted	100	±0	17	50	17	8	5	2	1	±4	24.2	±0.3	■
E1 – E4	100	±0	30	63	7	1	0	0	0	±5	20.9	±0.3	■
Marine Corps Officers	100	±0	0	9	23	27	23	12	6	±5	33.3	±0.5	■
Air Force Enlisted	100	±0	5	34	22	14	13	10	2	±3	28.8	±0.2	■
E1 – E4	100	±0	12	70	17	1	0	0	0	±5	22.3	±0.3	■
Air Force Officers	100	±0	0	10	24	20	20	16	11	±3	34.3	±0.3	■

**97. Did you respond to this survey via the Web or a paper survey questionnaire? Constructed from administrative data.**

1. Paper survey

2. Web survey

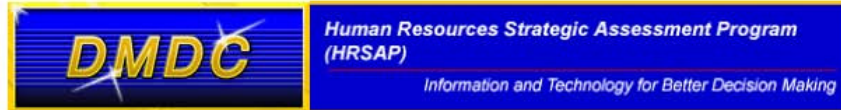
	Percent Responding		Percentages		Max ME
			1	2	
<b>TOTAL</b>	100	±0	8	92	±1
<b>Army</b>	100	±0	7	93	±2
<b>Navy</b>	100	±0	10	90	±2
<b>Marine Corps</b>	100	±0	10	90	±2
<b>Air Force</b>	100	±0	6	94	±1
<b>PAYGRADE</b>					
<b>Enlisted</b>	100	±0	9	91	±1
<b>E1 – E4</b>	100	±0	11	89	±2
E1 – E3	100	±0	15	85	±3
E4	100	±0	9	91	±2
<b>E5 – E9</b>	100	±0	6	94	±1
E5 – E6	100	±0	7	93	±1
E7 – E9	100	±0	6	94	±1
<b>Officers</b>	100	±0	5	95	±1
<b>W1 – W5</b>	100	±0	3	97	±1
<b>O1 – O3</b>	100	±0	5	95	±1
<b>O4 – O6</b>	100	±0	6	94	±1
<b>DEPLOYMENT</b>					
<b>Deployed Past 12 Months</b>	100	±0	8	92	±2
<b>Not Deployed Past 12 Months</b>	100	±0	8	92	±1
<b>RACE/ETHNICITY</b>					
<b>Non-Hispanic White</b>	100	±0	8	92	±1
<b>Total Minority</b>	100	±0	8	92	±2
Non-Hispanic Black	100	±0	8	92	±2
Hispanic	100	±0	9	91	±3
<b>EXPERIENCED BEHAVIORS</b>					
<b>Experienced USC</b>	100	±0	11	89	±6
<b>Not Experienced USC</b>	100	±0	8	92	±1
<b>Experienced SH</b>	100	±0	10	90	±3
<b>Not Experienced SH</b>	100	±0	8	92	±1
<b>FEMALES</b>					
<b>Total</b>	100	±0	9	91	±1
<b>Army</b>	100	±0	7	93	±2
<b>Navy</b>	100	±0	10	90	±2
<b>Marine Corps</b>	100	±0	17	83	±9
<b>Air Force</b>	100	±0	9	91	±2
<b>Enlisted</b>	100	±0	9	91	±2
<b>E1 – E4</b>	100	±0	10	90	±2
<b>E5 – E9</b>	100	±0	8	92	±2
<b>Officers</b>	100	±0	8	92	±2
<b>O1 – O3</b>	100	±0	7	93	±3
<b>O4 – O6</b>	100	±0	9	91	±2

Note. Percent responding are Service members who answered the survey.

97. Continued	Percent Responding		Percentages		Max ME
			1	2	
<b>FEMALES (CONTINUED)</b>					
Experienced USC	100	±0	13	87	±7
Not Experienced USC	100	±0	8	92	±1
Experienced SH	100	±0	10	90	±2
Not Experienced SH	100	±0	8	92	±2
Deployed Past 12 Months	100	±0	8	92	±2
Not Deployed Past 12 Months	100	±0	9	91	±2
Army Enlisted	100	±0	7	93	±2
E1 – E4	100	±0	9	91	±3
Army Officers	100	±0	5	95	±2
Navy Enlisted	100	±0	10	90	±2
E1 – E4	100	±0	11	89	±4
Navy Officers	100	±0	10	90	±6
Marine Corps Enlisted	100	±0	18	82	±10
E1 – E4	100	±0	22	78	±16
Marine Corps Officers	100	±0	8	92	±5
Air Force Enlisted	100	±0	9	91	±2
E1 – E4	100	±0	8	92	±3
Air Force Officers	100	±0	8	92	±3
<b>MALES</b>					
Total	100	±0	8	92	±1
Army	100	±0	7	93	±2
Navy	100	±0	10	90	±2
Marine Corps	100	±0	10	90	±2
Air Force	100	±0	6	94	±1
Enlisted	100	±0	9	91	±1
E1 – E4	100	±0	12	88	±2
E5 – E9	100	±0	6	94	±1
Officers	100	±0	5	95	±1
O1 – O3	100	±0	5	95	±1
O4 – O6	100	±0	5	95	±1
Experienced USC	100	±0	10	90	±9
Not Experienced USC	100	±0	8	92	±1
Experienced SH	100	±0	10	90	±5
Not Experienced SH	100	±0	8	92	±1
Deployed Past 12 Months	100	±0	8	92	±2
Not Deployed Past 12 Months	100	±0	8	92	±2
Army Enlisted	100	±0	8	92	±2
E1 – E4	100	±0	11	89	±4
Army Officers	100	±0	3	97	±1
Navy Enlisted	100	±0	11	89	±3
E1 – E4	100	±0	17	83	±6
Navy Officers	100	±0	5	95	±2
Marine Corps Enlisted	100	±0	10	90	±3
E1 – E4	100	±0	10	90	±4
Marine Corps Officers	100	±0	8	92	±3
Air Force Enlisted	100	±0	6	94	±2
E1 – E4	100	±0	7	93	±3
Air Force Officers	100	±0	6	94	±2

# **Survey Instrument**





- You have reached the redirect page for Department of Defense Human Resources Strategic Assessment Program (HRSAP) surveys. You will be redirected to our contractor's web site (a secure .com site run by Data Recognition Corporation) to participate in the survey.
- Please enter your Ticket Number below, then click the Continue button to access your survey.

- If you are not automatically transferred, click on the link below:

<http://www.dodsurvey.net/>

Certification

Authorities: 10 USC Sections 136, 481, 1782, and 2358  
Sponsor: [Office of the Under Secretary of Defense for Personnel and Readiness](#)  
Contract: M67004-04-D-0018  
Survey Results: <http://www.dmdc.osd.mil/surveys>

## 2006 Workplace and Gender Relations Survey of Active Duty Members

[Security Protection Advisory](#)

[RCS#DD-P&R\(\(OD\) 1947](#)  
[Exp. 12/31/06](#)

### Welcome!

Thank you for your participation. You have been selected to take a survey on your attitudes and opinions about your workplace and experiences over the past year. When you click the Continue button below, you will be asked to:

- Create a personal PIN #.
- Read the Privacy Act Statement.
- Answer some questions about both general workplace respect issues and experiences of unprofessional and unwanted gender-related behavior in the workplace.

Thank you, again, for your time and participation.

[Frequently Asked Questions / How to Contact Us](#)

**PRIVACY ACT STATEMENT & INFORMED CONSENT INFORMATION FOR 2006 WORKPLACE AND GENDER RELATIONS SURVEY OF ACTIVE DUTY MEMBERS**

In accordance with the Privacy Act, this notice informs you of the purpose of the HRSAP Surveys and how the findings of these surveys will be used. It also provides information about the Privacy Act and about informed consent. Please read it carefully.

**AUTHORITY:** 10 USC Sections 136, 481, 1785, and 2358. 10 USC Section 1.

**PRINCIPAL PURPOSE:** Information collected in this survey will be used to research attitudes and perceptions about gender-related issues, estimate the level of sexual harassment and unwanted sexual contact, and identify areas where improvements are needed. This information will assist in the formulation of policies which may be needed to improve the working environment. Reports will be provided to the Office of the Secretary of Defense, each Military Department, and the Joint Chiefs of Staff. Findings will be used in reports and testimony provided to Congress. Some findings may be published by the Defense Manpower Data Center (DMDC) or in professional journals, or presented at conferences, symposia, and scientific meetings. Datasets without any identifying information may be analyzed by researchers outside of DMDC. Briefings and reports on results from these surveys will be posted on the following Web site: <http://www.dmdc.osd.mil/surveys/> In no case will your individual identifiable survey responses be reported.

**ROUTINE USES:** None.

**DISCLOSURE:** Providing information on this survey is voluntary. Most people take 16-30 minutes to complete the survey. There is no penalty if you choose not to respond. However, maximum participation is encouraged so that the data will be complete and representative. Your survey responses will be treated as confidential. Identifying information will be used by government and contractor staff engaged in, and for purposes of, the survey research. For example, the research oversight office of the Office of the Under Secretary of Defense (Personnel and Readiness) and representatives of the U.S. Army Medical Research and Materiel Command are eligible to review research records as a part of their responsibility to protect human subjects in research. This survey is being conducted for research purposes. If you answer any items and indicate distress or being upset, etc., you will not be contacted for follow-up purposes. However, if a direct threat to harm yourself or others is found in survey comments or communications about the survey, DMDC is legally required to forward information about that threat to an office in your area for appropriate action.

**SURVEY ELIGIBILITY AND POTENTIAL BENEFITS:** DMDC uses well-established, scientific procedures to select a sample that represents the Defense community. This sampling procedure sets up clusters of people based on combinations of demographic characteristics (e.g., location, gender). You were selected at random from one of these clusters of people. This is your chance to be heard on issues that directly affect you. While there is no benefit just for you for your individual participation, your answers on a survey make a difference. For example, results from previous surveys have played an important role in evaluating and developing policies and practices regarding general workplace respect issues as well as sexual assault, sexual harassment, and other gender-related issues.

**STATEMENT OF RISK:** The data collection procedures are not expected to involve risk or discomfort to you. The only risk to you is accidental or unintentional disclosure of the data you provide. However, the government and its contractors have a number of policies and procedures to ensure that survey data are safe and protected. For example, identifying information (name, address) is not stored in the same file as answers to survey questions. Answers to survey questions may be shared with organizations doing research on DoD personnel but only after minimizing detailed demographic data (for example, paygrade and detailed location information) that could possibly be used to identify an individual. A confidentiality analysis is performed to reduce the risk of there being a combination of demographic variables that can single out an individual. To further minimize this risk, some variables are randomly set to missing. Government and contractor staff members have been trained to protect client identity and are subject to civil penalties for violating your confidentiality. A respondent who experienced sexual harassment or unwanted sexual contact may experience discomfort and/or other emotions while completing the survey. Contact information is provided below for those who experience such discomfort.

- **If you are a victim of sexual assault, or a person who wishes to prevent or respond to this crime, you may want to contact a Sexual Assault Response Coordinator (SARC) or Victim Advocate (VA).**
  - **To reach Military One Source 24/7 for restricted/unrestricted reporting and established DoD Sexual Assault Services, call a hotline number:**  
**Stateside:** 1-800-342-9647  
**Overseas:** 00-800-3429-6477 or call collect 1-484-530-5908  
**Worldwide:** [www.militaryonesource.com](http://www.militaryonesource.com) or [www.sapr.mil](http://www.sapr.mil)
  - **Coast Guard members may want to call Employee Assistance Program Counseling Services (1-800-222-0364)**

- **If you are a victim of sexual harassment, or a person who wishes to prevent or respond to it, you may want to your Service's local sexual harassment or equal opportunity office.**
  - **To reach a hotline for your Service call:**  
**Army:** 1-800-267-9964 **Marine Corps:** 703-784-9371  
**Navy:** 1-800-253-0931 **Air Force:** 1-800-616-3775  
**Coast Guard:** 1-800-222-0364

**If you cannot access the Web or experience any other problem with the survey, please e-mail [HRSurvey@osd.pentagon.mil](mailto:HRSurvey@osd.pentagon.mil) or leave a message any time, toll-free, at 1-800-881-5307.**

- **If you have concerns about your rights as a research participant, please contact Ms. Caroline Miner, Human Subjects Protections Specialist, Deployment Health Support Division, 5113 Leesburg Pike, Skyline 4, Suite 403, Falls Church, VA 22041, [humansubjects@deploymenthealth.osd.mil](mailto:humansubjects@deploymenthealth.osd.mil), (703) 575-2677, Fax (703) 824-4216.**

## SECURITY PROTECTION ADVISORY

**WEB SITE PRIVACY:** Neither the Department of Defense nor Data Recognition Corporation will collect personal information about you when you visit this Web site unless you choose to provide it yourself. If you supply us with personal information, it will be treated as confidential.

In addition, our system does not enable "cookies," which are files placed on your computer's hard drive in order to monitor your use of the site or the Web. For more information about your privacy rights, please read the Privacy Act Statement at the start of the survey.

This Web site does gather certain data from your visit but does not store it in a way that it can be linked to you. This non-personal information helps us make the site more useful by recognizing the types of technology being used. The data collected appear below:

1. The Internet Protocol (IP) address for the computer and the server being used on the Internet (for example, www.compuserve.com, www.aol.com, 122.3.55.34). Depending on your Internet service provider, IP addresses may identify your computer; in other cases, they identify no more than your Internet service provider (such as AOL or Earthlink).
2. The type and version of the browser and operating system used to access our site.
3. The date and time this site was accessed.
4. Number of bytes sent and number received.
5. The pages you visit.

This information is stored permanently for troubleshooting technical problems and for future capacity planning. It cannot be linked to any survey response data and resides in a completely different database. It may be shared with DoD as required for troubleshooting connections from DoD computers.

None of this information will be revealed publicly or used to identify you.

## ABOUT THIS QUESTIONNAIRE

### Why should I participate?

- This is your chance to be heard on issues that directly affect you.
- Some examples of topics include: policies regarding workplace respect, experiences of discrimination/harassment, and other unwanted and unprofessional sex-related behaviors.
- Your answers on this survey make a difference. For example, results from previous surveys have played an important role in evaluating and developing policies and practices regarding general workplace respect issues as well as sexual assault, sexual harassment, and other gender-related issues.

### How do I participate?

- To participate, you are asked to (1) read the Privacy Act Statement, (2) verify contact information, and (3) provide us e-mail address(es) so we can notify you when the survey is ready. We would appreciate your doing this step now. To participate now, click the Continue Now button

### How did you pick me?

- We use well-established, scientific procedures to sample from the Defense community.
- This sampling procedure sets up clusters of people based on combinations of demographic characteristics (e.g., Service, rank, etc.).

- You were selected at random from one of these clusters of people.

#### **Why am I being asked to use the Web?**

- Web administration enables us to get survey results to senior Defense leaders faster.

#### **Why are you using a .net instead of a .mil domain to field your survey?**

- A .net domain was chosen for two reasons:
  1. The survey operations contractor, Data Recognition Corp., consolidates both Web and paper survey data for DoD and it is more efficient for the Government to collect it at their site.
  2. This makes it as easy as possible for everyone to access the survey, even from a non-government computer. If you cannot access the government Start Page (<https://dodsurvey.osd.mil>), you can start from the contractor site: <http://www.dodsurvey.net>

#### **Do I have to take the survey in one sitting?**

- No, it is not necessary to complete the survey in one sitting. Just click the "Save and Return Later" button and the work you completed will be saved.
- When you return to the survey Web site, enter your Ticket Number and PIN to get to the place in the survey where you had stopped.

#### **Can I withdraw my answers once I have started the survey on the Web?**

- Once you start answering the survey, if you desire to withdraw your answers, please notify the Survey Processing Center prior to DATE by sending an e-mail to [HRSurvey@osd.pentagon.mil](mailto:HRSurvey@osd.pentagon.mil) or leave a message, toll-free, at 1-800-881-5307. Please include in the e-mail or phone message your name, Ticket Number, and the PIN that you selected when you started this survey.

#### **Why does the survey ask personal questions?**

- The Defense Manpower Data Center (DMDC) traditionally reports not only overall results, but also results by race/ethnicity, paygrade, etc.
- To complete these analyses, we must ask respondents for this type of demographic information.
- Analyzing results in this way provides Defense leaders information about the attitudes and concerns of all subgroups of personnel (e.g., enlisted/officer, males/females) so that no groups are overlooked.
- Sensitive questions about topics like unwanted and unprofessional behavior at work will be used to improve personnel policies, programs, and practices. As with all questions on the surveys, your responses will be held in confidence.

#### **Will my answers be kept private?**

- Your privacy will be safeguarded in accordance with the Privacy Act of 1974 (Public Law 93-579). Privacy Act Statement & Informed Consent Information for 2006 Workplace and Gender Relations Survey of Active Duty Members.
- Only group statistics will be reported. Individual data will not be reported.

#### **Will I ever see the results of the survey?**

- This survey's briefings and reports will be posted on the following Website:  
<http://www.dmdc.osd.mil/surveys/>

#### **What is DMDC?**

- DMDC maintains the largest archive of personnel, manpower, training, and financial data in DoD. It also conducts Joint-Service surveys and operates the Status of Forces Survey Program for the DoD. To learn more, visit the DMDC Web site:  
<http://www.dmdc.osd.mil/>

#### **How do I know this is an official, approved DoD survey?**

- In accordance with DoD Directive 8910.1, all data collection in the Department must be licensed and show that license as a Report Control Symbol (RCS) with an expiration date. The RCS for this survey is DD-P&R(QD)1947, expiring 12/31/2006.

#### **What is [HRSurvey@osd.pentagon.mil](mailto:HRSurvey@osd.pentagon.mil)?**

- The official e-mail address for communicating with DoD about this survey. The name is short for Human Relations Survey, which includes surveys on equal opportunity and gender issues.

#### **How to Contact Us**

- If you have questions or concerns about this survey, you have three ways to contact the Survey Operations Center:

- Call 1-800-881-5307  
Or
- E-mail us using the following link: [HRSurvey@osd.pentagon.mil](mailto:HRSurvey@osd.pentagon.mil)  
Or
- Send us a fax at 1-763-268-3011

T



RCS: DD-P&R(OD) 1947  
Exp. 12/31/06  
DMDC Survey No. 06-0026b

## *2006 Workplace and Gender Relations Survey of Active-Duty Members*

***Department of Defense  
Human Resources  
Strategic Assessment  
Program (HRSAP)***



Please return your completed survey in the business reply envelope through a U.S. government mail room or post office.

DEFENSE MANPOWER DATA CENTER  
ATTN: SURVEY PROCESSING CENTER  
DATA RECOGNITION CORPORATION  
P.O. BOX 5720  
HOPKINS, MN 55343

└

T

## COMPLETION INSTRUCTIONS

- Use a **blue or black pen**.
- Place an "X" in the appropriate box or boxes.  
RIGHT  WRONG
- To change an answer, black out the wrong answer and put an "X" in the correct box as shown below.  
CORRECT ANSWER  INCORRECT ANSWER

## PRIVACY ACT &amp; INFORMED CONSENT

In accordance with the Privacy Act, this notice informs you of the purpose of the HRSAP Surveys and how the findings of these surveys will be used. It also provides information about the Privacy Act and about informed consent. Please read it carefully.

**Returning this survey indicates your agreement to participate in this research.**

**AUTHORITY:** 10 USC Sections 136, 481, 1785, and 2358. 14 USC Section 1.

**PRINCIPAL PURPOSE:** Information collected in this survey will be used to research attitudes and perceptions about gender-related issues, estimate the level of sexual harassment and unwanted sexual contact, and identify areas where improvements are needed. This information will assist in the formulation of policies which may be needed to improve the working environment. Reports will be provided to the Office of the Secretary of Defense, each Military Department, and the Joint Chiefs of Staff. Findings will be used in reports and testimony provided to Congress. Some findings may be published by the Defense Manpower Data Center (DMDC) or in professional journals, or presented at conferences, symposia, and scientific meetings. Datasets without any identifying information may be analyzed by researchers outside of DMDC. Briefings and reports on results from these surveys will be posted on the following Web site: <http://www.dmdc.osd.mil/surveys/>. In no case will your individual identifiable survey responses be reported.

**ROUTINE USES:** None.

**DISCLOSURE:** Providing information on this survey is voluntary. Most people take 16-30 minutes to complete the survey. There is no penalty if you choose not to respond. However, maximum participation is encouraged so that the data will be complete and representative. Your survey responses will be treated as confidential. Identifying information will be used by government and contractor staff engaged in, and for purposes of, the survey research. For example, the research oversight office of the Office of the Under Secretary of Defense (Personnel and Readiness) and representatives of the U.S. Army Medical Research and Materiel Command are eligible to review research records as a part of their responsibility to protect human subjects in research. This survey is being conducted for research purposes. If you answer any items and indicate distress or being upset, etc., you will not be contacted for follow-up purposes. However, if a direct threat to harm yourself or others is found in survey comments or communications about the survey, DMDC is legally required to forward information about that threat to an office in your area for appropriate action.

**SURVEY ELIGIBILITY AND POTENTIAL BENEFITS:** DMDC uses well-established, scientific procedures to select a sample that represents the Defense community. This sampling procedure sets up clusters of people based on combinations of demographic characteristics (e.g., location, gender). You were selected at random from one of these clusters of people. This is your chance to be heard on issues that directly affect you. While there is no benefit just for you for your individual participation, your answers on a survey *make a difference*. For example, results from previous surveys have played an important role in evaluating and developing policies and practices regarding general workplace respect issues as well as sexual assault, sexual harassment, and other gender-related issues.

**STATEMENT OF RISK:** The data collection procedures are not expected to involve risk or discomfort to you. The only risk to you is accidental or unintentional disclosure of the data you provide. However, the government and its contractors have a number of policies and procedures to ensure that survey data are safe and protected. For example, identifying information (name, address) is not stored in the same file as answers to survey questions. Surveys are kept in a secure facility during data entry. Within six months of the end of the data collection, surveys are shredded in a secure recycling facility. Answers to survey questions may be shared with organizations doing research on DoD personnel but only after minimizing detailed demographic data (for example, paygrade and detailed location information) that could possibly be used to identify an individual. A confidentiality analysis is performed to reduce the risk of there being a combination of demographic variables that can single out an individual. To further minimize this risk, some variables are randomly set to missing. Government and contractor staff members have been trained to protect client identity and are subject to civil penalties for violating your confidentiality. A respondent who experienced sexual harassment or unwanted sexual contact may experience discomfort and/or other emotions while completing the survey. Contact information is provided below for those who experience such discomfort.

- **If you are a victim of sexual assault, or a person who wishes to prevent or respond to this crime, you may want to contact your Service's local Sexual Assault Response Coordinator (SARC) or Victim Advocate (VA).**
  - To reach Military One Source 24/7 for restricted/unrestricted reporting and established DoD Sexual Assault Services, call a hotline number:  
*Stateside:* 1-800-342-9647 *Overseas:* 00-800-3429-6477 or call collect 1-484-530-5908  
*Worldwide:* [www.militaryonesource.com](http://www.militaryonesource.com) or [www.sapr.mil/](http://www.sapr.mil/)
  - Coast Guard members may want to call Employee Assistance Program Counseling Services (1-800-222-0364)
- **If you are a victim of sexual harassment, or a person who wishes to prevent or respond to it, you may want to contact your Service's local sexual harassment or equal opportunity office.**
  - To reach a hotline for your Service call:  
*Army:* 1-800-267-9964 *Marine Corps:* 703-784-9371 *Coast Guard:* 1-800-222-0364  
*Navy:* 1-800-253-0931 *Air Force:* 1-800-616-3775
- **If you have questions about the survey, please e-mail** [HRSurvey@osd.pentagon.mil](mailto:HRSurvey@osd.pentagon.mil) or leave a message any time, toll-free, at 1-800-881-5307.
- **If you have concerns about your rights as a research participant, please contact Ms. Caroline Miner, Human Subjects Protections Specialist, Deployment Health Support Division, 5113 Leesburg Pike, Skyline 4, Suite 403, Falls Church, VA 22041, [humansubjects@deploymenthealth.osd.mil](mailto:humansubjects@deploymenthealth.osd.mil), (703) 575-2677, Fax (703) 824-4216.**

## BACKGROUND INFORMATION

## 1. In what Service were you on active duty on June 26, 2006?

- Army
- Navy
- Marine Corps
- Air Force
- Coast Guard
- None, you were separated or retired - stop here and return the survey

## 2. Are you . . . ?

- Male
- Female

3. What is your current paygrade? *Mark one.*

- E-1  E-6  W-1  O-1/O-1E
- E-2  E-7  W-2  O-2/O-2E
- E-3  E-8  W-3  O-3/O-3E
- E-4  E-9  W-4  O-4
- E-5  W-5  O-5
- O-6 or above

## 4. Are you Spanish/Hispanic/Latino?

- No, not Spanish/Hispanic/Latino
- Yes, Mexican, Mexican-American, Chicano, Puerto Rican, Cuban, or other Spanish/Hispanic/Latino

5. What is your race? *Mark one or more races to indicate what you consider yourself to be.*

- White
- Black or African American
- American Indian or Alaska Native
- Asian (e.g., Asian Indian, Chinese, Filipino, Japanese, Korean, Vietnamese)
- Native Hawaiian or other Pacific Islander (e.g., Samoan, Guamanian or Chamorro)

6. Where is your permanent duty station located? *Mark one.*

- In one of the U.S. 50 states, D.C., Puerto Rico, or a U.S. territory or possession
- Europe (e.g., Bosnia-Herzegovina, Germany, Italy, Serbia, United Kingdom)
- Former Soviet Union (e.g., Russia, Tajikistan, Uzbekistan)
- East Asia and Pacific (e.g., Australia, Japan, Korea)
- North Africa, Near East or South Asia (e.g., Bahrain, Diego Garcia, Kuwait, Saudi Arabia)
- Sub-Saharan Africa (e.g., Kenya, South Africa)
- Western Hemisphere outside of the U.S. (e.g., Cuba, Honduras, Peru)
- Other or not sure

L

2

**CAREER INTENTION**

7. How many years of active-duty service have you completed (including enlisted, warrant officer, and commissioned officer time)? *To indicate less than 1 year, enter "0". To indicate 35 years or more, enter "35".*

Years

8. Suppose that you have to decide whether to stay on active duty. Assuming you could stay, how likely is it that you would choose to do so?

- Very likely
- Likely
- Neither likely nor unlikely
- Unlikely
- Very unlikely

9. How much do you agree or disagree with each of the following statements? *Mark one answer for each statement.*

	Strongly disagree	Disagree	Neither agree nor disagree	Agree	Strongly agree
a. I enjoy serving in the military.....	<input checked="" type="checkbox"/>	<input checked="" type="checkbox"/>	<input checked="" type="checkbox"/>	<input checked="" type="checkbox"/>	<input checked="" type="checkbox"/>
b. Serving in the military is consistent with my personal goals. ....	<input checked="" type="checkbox"/>	<input checked="" type="checkbox"/>	<input checked="" type="checkbox"/>	<input checked="" type="checkbox"/>	<input checked="" type="checkbox"/>
c. If I left the military, I would feel like I'm starting all over again. ....	<input checked="" type="checkbox"/>	<input checked="" type="checkbox"/>	<input checked="" type="checkbox"/>	<input checked="" type="checkbox"/>	<input checked="" type="checkbox"/>
d. I would feel guilty if I left the military..	<input checked="" type="checkbox"/>	<input checked="" type="checkbox"/>	<input checked="" type="checkbox"/>	<input checked="" type="checkbox"/>	<input checked="" type="checkbox"/>
e. Generally, on a day-to-day basis, I am happy with my life in the military..	<input checked="" type="checkbox"/>	<input checked="" type="checkbox"/>	<input checked="" type="checkbox"/>	<input checked="" type="checkbox"/>	<input checked="" type="checkbox"/>
f. It would be difficult for me to leave the military and give up the benefits that are available in the Service. ....	<input checked="" type="checkbox"/>	<input checked="" type="checkbox"/>	<input checked="" type="checkbox"/>	<input checked="" type="checkbox"/>	<input checked="" type="checkbox"/>
g. I would not leave the military right now because I have a sense of obligation to the people in it. ....	<input checked="" type="checkbox"/>	<input checked="" type="checkbox"/>	<input checked="" type="checkbox"/>	<input checked="" type="checkbox"/>	<input checked="" type="checkbox"/>
h. I really feel as if the military's values are my own. ....	<input checked="" type="checkbox"/>	<input checked="" type="checkbox"/>	<input checked="" type="checkbox"/>	<input checked="" type="checkbox"/>	<input checked="" type="checkbox"/>
i. I would have difficulty finding a job if I left the military.....	<input checked="" type="checkbox"/>	<input checked="" type="checkbox"/>	<input checked="" type="checkbox"/>	<input checked="" type="checkbox"/>	<input checked="" type="checkbox"/>
j. Generally, on a day-to-day basis, I am proud to be in the military. ....	<input checked="" type="checkbox"/>	<input checked="" type="checkbox"/>	<input checked="" type="checkbox"/>	<input checked="" type="checkbox"/>	<input checked="" type="checkbox"/>
k. If I left the military, I would feel like I had let my country down. ....	<input checked="" type="checkbox"/>	<input checked="" type="checkbox"/>	<input checked="" type="checkbox"/>	<input checked="" type="checkbox"/>	<input checked="" type="checkbox"/>
l. I continue to serve in the military because leaving would require considerable sacrifice.....	<input checked="" type="checkbox"/>	<input checked="" type="checkbox"/>	<input checked="" type="checkbox"/>	<input checked="" type="checkbox"/>	<input checked="" type="checkbox"/>
m. I feel like being a member of the military can help me achieve what I want in life.....	<input checked="" type="checkbox"/>	<input checked="" type="checkbox"/>	<input checked="" type="checkbox"/>	<input checked="" type="checkbox"/>	<input checked="" type="checkbox"/>
n. One of the problems with leaving the military would be the lack of available alternatives. ....	<input checked="" type="checkbox"/>	<input checked="" type="checkbox"/>	<input checked="" type="checkbox"/>	<input checked="" type="checkbox"/>	<input checked="" type="checkbox"/>
o. I am committed to making the military my career. ....	<input checked="" type="checkbox"/>	<input checked="" type="checkbox"/>	<input checked="" type="checkbox"/>	<input checked="" type="checkbox"/>	<input checked="" type="checkbox"/>

**MILITARY LIFE**

In this survey, the definition of "military duties" includes deployments, TDYs/TADs, training, military education, time at sea, and field exercises/alerts.

10. In the past 12 months, how many nights have you been away from your permanent duty station because of your military duties? *To indicate none, enter "0".*

Nights

11. Have you ever been deployed longer than 30 consecutive days?

- Yes, but not in the past 12 months
- Yes, in the past 12 months
- No ⇒ GO TO QUESTION 17

12. Since September 11, 2001, how many times have you been deployed for any of the following operations? *Mark one answer in each row. To indicate none, select "0 times".*

	3 or more times	2 times	1 time	0 times
a. Operation Noble Eagle .....	<input checked="" type="checkbox"/>	<input checked="" type="checkbox"/>	<input checked="" type="checkbox"/>	<input checked="" type="checkbox"/>
b. Operation Enduring Freedom .....	<input checked="" type="checkbox"/>	<input checked="" type="checkbox"/>	<input checked="" type="checkbox"/>	<input checked="" type="checkbox"/>
c. Operation Iraqi Freedom .....	<input checked="" type="checkbox"/>	<input checked="" type="checkbox"/>	<input checked="" type="checkbox"/>	<input checked="" type="checkbox"/>
d. Other .....	<input checked="" type="checkbox"/>	<input checked="" type="checkbox"/>	<input checked="" type="checkbox"/>	<input checked="" type="checkbox"/>

13. Are you currently on a deployment that has lasted longer than 30 consecutive days?

- Yes
- No

14. In the past 12 months, have you been deployed for any of the following operations? *Mark one answer in each row.*

	Yes, but I am no longer deployed for this operation	Yes, and I am still deployed for this operation	No
a. Operation Noble Eagle .....	<input checked="" type="checkbox"/>	<input checked="" type="checkbox"/>	<input checked="" type="checkbox"/>
b. Operation Enduring Freedom .....	<input checked="" type="checkbox"/>	<input checked="" type="checkbox"/>	<input checked="" type="checkbox"/>
c. Operation Iraqi Freedom.....	<input checked="" type="checkbox"/>	<input checked="" type="checkbox"/>	<input checked="" type="checkbox"/>
d. Other .....	<input checked="" type="checkbox"/>	<input checked="" type="checkbox"/>	<input checked="" type="checkbox"/>



**T 15. To what extent do/would you feel safe during deployments from being sexually harassed at the following times and locations? Mark one answer in each row.**

	Not at all	Small extent	Moderate extent	Large extent	Very large extent
a. ON base/installation/ship, <u>during the day</u> . . . . .	<input type="checkbox"/>	<input checked="" type="checkbox"/>	<input type="checkbox"/>	<input type="checkbox"/>	<input type="checkbox"/>
b. ON base/installation/ship, <u>during the evening</u> . . . . .	<input type="checkbox"/>	<input checked="" type="checkbox"/>	<input type="checkbox"/>	<input type="checkbox"/>	<input type="checkbox"/>
c. ON base/installation/ship, <u>after lights out</u> . . . . .	<input type="checkbox"/>	<input checked="" type="checkbox"/>	<input type="checkbox"/>	<input type="checkbox"/>	<input type="checkbox"/>
d. ON base/installation/ship, <u>during the weekend</u> . . . . .	<input type="checkbox"/>	<input checked="" type="checkbox"/>	<input type="checkbox"/>	<input type="checkbox"/>	<input type="checkbox"/>
e. ON base/installation/ship, <u>in your barracks/housing area</u> . . . . .	<input type="checkbox"/>	<input checked="" type="checkbox"/>	<input type="checkbox"/>	<input type="checkbox"/>	<input type="checkbox"/>
f. ON base/installation/ship, <u>not in your barracks/housing area</u> . . . . .	<input type="checkbox"/>	<input checked="" type="checkbox"/>	<input type="checkbox"/>	<input type="checkbox"/>	<input type="checkbox"/>
g. ON DUTY away from your base/ installation/ship (e.g., on patrol or being a part of a convoy) . . . . .	<input type="checkbox"/>	<input checked="" type="checkbox"/>	<input type="checkbox"/>	<input type="checkbox"/>	<input type="checkbox"/>
h. OFF DUTY away from your base/ installation/ship, <u>during the day</u> . . . . .	<input type="checkbox"/>	<input checked="" type="checkbox"/>	<input type="checkbox"/>	<input type="checkbox"/>	<input type="checkbox"/>
i. OFF DUTY away from your base/ installation/ship, <u>during the evening</u> . . . . .	<input type="checkbox"/>	<input checked="" type="checkbox"/>	<input type="checkbox"/>	<input type="checkbox"/>	<input type="checkbox"/>

**16. To what extent do/would you feel safe during deployments from being sexually assaulted at the following times and locations? Mark one answer in each row.**

	Not at all	Small extent	Moderate extent	Large extent	Very large extent
a. ON base/installation/ship, <u>during the day</u> . . . . .	<input type="checkbox"/>	<input checked="" type="checkbox"/>	<input type="checkbox"/>	<input type="checkbox"/>	<input type="checkbox"/>
b. ON base/installation/ship, <u>during the evening</u> . . . . .	<input type="checkbox"/>	<input checked="" type="checkbox"/>	<input type="checkbox"/>	<input type="checkbox"/>	<input type="checkbox"/>
c. ON base/installation/ship, <u>after lights out</u> . . . . .	<input type="checkbox"/>	<input checked="" type="checkbox"/>	<input type="checkbox"/>	<input type="checkbox"/>	<input type="checkbox"/>
d. ON base/installation/ship, <u>during the weekend</u> . . . . .	<input type="checkbox"/>	<input checked="" type="checkbox"/>	<input type="checkbox"/>	<input type="checkbox"/>	<input type="checkbox"/>
e. ON base/installation/ship, <u>in your barracks/housing area</u> . . . . .	<input type="checkbox"/>	<input checked="" type="checkbox"/>	<input type="checkbox"/>	<input type="checkbox"/>	<input type="checkbox"/>
f. ON base/installation/ship, <u>not in your barracks/housing area</u> . . . . .	<input type="checkbox"/>	<input checked="" type="checkbox"/>	<input type="checkbox"/>	<input type="checkbox"/>	<input type="checkbox"/>
g. ON DUTY away from your base/ installation/ship (e.g., on patrol or being a part of a convoy) . . . . .	<input type="checkbox"/>	<input checked="" type="checkbox"/>	<input type="checkbox"/>	<input type="checkbox"/>	<input type="checkbox"/>
h. OFF DUTY away from your base/ installation/ship, <u>during the day</u> . . . . .	<input type="checkbox"/>	<input checked="" type="checkbox"/>	<input type="checkbox"/>	<input type="checkbox"/>	<input type="checkbox"/>
i. OFF DUTY away from your base/ installation/ship, <u>during the evening</u> . . . . .	<input type="checkbox"/>	<input checked="" type="checkbox"/>	<input type="checkbox"/>	<input type="checkbox"/>	<input type="checkbox"/>

**17. To what extent . . . Mark one answer in each row.**

	Not at all	Small extent	Moderate extent	Large extent	Very large extent
a. Do people in the military who sexually harass others get away with it? . . . . .	<input type="checkbox"/>	<input checked="" type="checkbox"/>	<input type="checkbox"/>	<input type="checkbox"/>	<input type="checkbox"/>
b. Do people in the military feel comfortable reporting sensitive issues to authorities, such as discrimination, harassment, or sexual assault? . . . . .	<input type="checkbox"/>	<input checked="" type="checkbox"/>	<input type="checkbox"/>	<input type="checkbox"/>	<input type="checkbox"/>
c. Would you feel responsible for stopping another Service member from having sex with someone who seems too intoxicated to consent? . . . . .	<input type="checkbox"/>	<input checked="" type="checkbox"/>	<input type="checkbox"/>	<input type="checkbox"/>	<input type="checkbox"/>
d. Would you feel responsible for stopping another Service member who is sexually harassing other(s)? . . . . .	<input type="checkbox"/>	<input checked="" type="checkbox"/>	<input type="checkbox"/>	<input type="checkbox"/>	<input type="checkbox"/>
e. Would you feel responsible to get help (e.g., medical, psychological) for another Service member who had been sexually assaulted? . . . . .	<input type="checkbox"/>	<input checked="" type="checkbox"/>	<input type="checkbox"/>	<input type="checkbox"/>	<input type="checkbox"/>

**YOUR MILITARY WORKPLACE**

**18. Are you currently . . . Mark "Yes" or "No" for each item.**

	Yes	No
a. In a military occupational specialty (MOS/D/R/AFSC) not usually held by persons of your gender? . . . . .	<input checked="" type="checkbox"/>	<input type="checkbox"/>
b. In a work environment where members of your gender are uncommon? . . . . .	<input checked="" type="checkbox"/>	<input type="checkbox"/>

**19. Which of the following statements best describes the gender mix of your current work group, that is, the people with whom you work on a day-to-day basis? Mark one.**

- All men
- Almost entirely men
- More men than women
- About equal numbers of men and women
- More women than men
- Almost entirely women
- All women

**L**

**20. What is the gender of your immediate supervisor?  
Mark one.**

- Male military
- Male civilian
- Female military
- Female civilian

**21. How much do you agree or disagree with the following statements about your supervisor?  
Mark one answer for each statement.**

	Strongly disagree	Disagree	Neither agree nor disagree	Agree	Strongly agree
a. You trust your supervisor. . . . .	<input checked="" type="checkbox"/>	<input checked="" type="checkbox"/>	<input checked="" type="checkbox"/>	<input checked="" type="checkbox"/>	<input checked="" type="checkbox"/>
b. Your supervisor ensures that all assigned personnel are treated fairly. . . . .	<input checked="" type="checkbox"/>	<input checked="" type="checkbox"/>	<input checked="" type="checkbox"/>	<input checked="" type="checkbox"/>	<input checked="" type="checkbox"/>
c. There is very little conflict between your supervisor and the people who report to him/her. . . . .	<input checked="" type="checkbox"/>	<input checked="" type="checkbox"/>	<input checked="" type="checkbox"/>	<input checked="" type="checkbox"/>	<input checked="" type="checkbox"/>
d. Your supervisor evaluates your work performance fairly. . . . .	<input checked="" type="checkbox"/>	<input checked="" type="checkbox"/>	<input checked="" type="checkbox"/>	<input checked="" type="checkbox"/>	<input checked="" type="checkbox"/>
e. Your supervisor assigns work fairly in your work group. . . . .	<input checked="" type="checkbox"/>	<input checked="" type="checkbox"/>	<input checked="" type="checkbox"/>	<input checked="" type="checkbox"/>	<input checked="" type="checkbox"/>
f. You are satisfied with the direction/ supervision you receive. . . . .	<input checked="" type="checkbox"/>	<input checked="" type="checkbox"/>	<input checked="" type="checkbox"/>	<input checked="" type="checkbox"/>	<input checked="" type="checkbox"/>

**22. To what extent do you agree or disagree with the following statements about your work group?  
Mark one answer for each statement.**

	Strongly disagree	Disagree	Neither agree nor disagree	Agree	Strongly agree
a. If you make a request through channels in your work group, you know somebody will listen. . . . .	<input checked="" type="checkbox"/>	<input checked="" type="checkbox"/>	<input checked="" type="checkbox"/>	<input checked="" type="checkbox"/>	<input checked="" type="checkbox"/>
b. The leaders in your work group are more interested in looking good than being good. . . . .	<input checked="" type="checkbox"/>	<input checked="" type="checkbox"/>	<input checked="" type="checkbox"/>	<input checked="" type="checkbox"/>	<input checked="" type="checkbox"/>
c. You would go for help with a personal problem to people in your chain-of-command. . . . .	<input checked="" type="checkbox"/>	<input checked="" type="checkbox"/>	<input checked="" type="checkbox"/>	<input checked="" type="checkbox"/>	<input checked="" type="checkbox"/>
d. The leaders in your work group are not concerned with the way Service members treat each other as long as the job gets done. . . . .	<input checked="" type="checkbox"/>	<input checked="" type="checkbox"/>	<input checked="" type="checkbox"/>	<input checked="" type="checkbox"/>	<input checked="" type="checkbox"/>
e. You are impressed with the quality of leadership in your work group. . . . .	<input checked="" type="checkbox"/>	<input checked="" type="checkbox"/>	<input checked="" type="checkbox"/>	<input checked="" type="checkbox"/>	<input checked="" type="checkbox"/>
f. The leaders in your work group are more interested in furthering their careers than in the well-being of their Service members. . . . .	<input checked="" type="checkbox"/>	<input checked="" type="checkbox"/>	<input checked="" type="checkbox"/>	<input checked="" type="checkbox"/>	<input checked="" type="checkbox"/>

**23. In your opinion, have you had a mentor while in the military? Mark one.**

- Yes, you have one now
- Yes, you had one, but you don't have one now
- No, but you would have liked one
- No, and you never wanted one
- Not sure or you do not know what a mentor is

**24. How much do you agree or disagree with the following statements about the people you work with at your workplace? Mark one answer for each statement.**

	Strongly disagree	Disagree	Neither agree nor disagree	Agree	Strongly agree
a. There is very little conflict among your coworkers. . . . .	<input checked="" type="checkbox"/>	<input checked="" type="checkbox"/>	<input checked="" type="checkbox"/>	<input checked="" type="checkbox"/>	<input checked="" type="checkbox"/>
b. Your coworkers put in the effort required for their jobs. . . . .	<input checked="" type="checkbox"/>	<input checked="" type="checkbox"/>	<input checked="" type="checkbox"/>	<input checked="" type="checkbox"/>	<input checked="" type="checkbox"/>
c. The people in your work group tend to get along. . . . .	<input checked="" type="checkbox"/>	<input checked="" type="checkbox"/>	<input checked="" type="checkbox"/>	<input checked="" type="checkbox"/>	<input checked="" type="checkbox"/>
d. The people in your work group are willing to help each other. . . . .	<input checked="" type="checkbox"/>	<input checked="" type="checkbox"/>	<input checked="" type="checkbox"/>	<input checked="" type="checkbox"/>	<input checked="" type="checkbox"/>
e. You are satisfied with the relationships you have with your coworkers. . . . .	<input checked="" type="checkbox"/>	<input checked="" type="checkbox"/>	<input checked="" type="checkbox"/>	<input checked="" type="checkbox"/>	<input checked="" type="checkbox"/>
f. You put more effort into your job than your coworkers do. . . . .	<input checked="" type="checkbox"/>	<input checked="" type="checkbox"/>	<input checked="" type="checkbox"/>	<input checked="" type="checkbox"/>	<input checked="" type="checkbox"/>

**25. How much do you agree or disagree with the following statements about your workplace? Mark one answer for each statement.**

	Strongly disagree	Disagree	Neither agree nor disagree	Agree	Strongly agree
a. I know what is expected of me at work . . . . .	<input checked="" type="checkbox"/>	<input checked="" type="checkbox"/>	<input checked="" type="checkbox"/>	<input checked="" type="checkbox"/>	<input checked="" type="checkbox"/>
b. I have the materials and equipment I need to do my work right. . . . .	<input checked="" type="checkbox"/>	<input checked="" type="checkbox"/>	<input checked="" type="checkbox"/>	<input checked="" type="checkbox"/>	<input checked="" type="checkbox"/>
c. At work, I have the opportunity to do what I do best every day. . . . .	<input checked="" type="checkbox"/>	<input checked="" type="checkbox"/>	<input checked="" type="checkbox"/>	<input checked="" type="checkbox"/>	<input checked="" type="checkbox"/>
d. In the last 7 days, I have received recognition or praise for doing good work . . . . .	<input checked="" type="checkbox"/>	<input checked="" type="checkbox"/>	<input checked="" type="checkbox"/>	<input checked="" type="checkbox"/>	<input checked="" type="checkbox"/>
e. My supervisor, or someone at work, seems to care about me as a person . . . . .	<input checked="" type="checkbox"/>	<input checked="" type="checkbox"/>	<input checked="" type="checkbox"/>	<input checked="" type="checkbox"/>	<input checked="" type="checkbox"/>
f. There is someone at work who encourages my development . . . . .	<input checked="" type="checkbox"/>	<input checked="" type="checkbox"/>	<input checked="" type="checkbox"/>	<input checked="" type="checkbox"/>	<input checked="" type="checkbox"/>
g. At work, my opinions seem to count . . . . .	<input checked="" type="checkbox"/>	<input checked="" type="checkbox"/>	<input checked="" type="checkbox"/>	<input checked="" type="checkbox"/>	<input checked="" type="checkbox"/>
h. The mission/purpose of my Service makes me feel my job is important . . . . .	<input checked="" type="checkbox"/>	<input checked="" type="checkbox"/>	<input checked="" type="checkbox"/>	<input checked="" type="checkbox"/>	<input checked="" type="checkbox"/>
i. My coworkers are committed to doing quality work . . . . .	<input checked="" type="checkbox"/>	<input checked="" type="checkbox"/>	<input checked="" type="checkbox"/>	<input checked="" type="checkbox"/>	<input checked="" type="checkbox"/>
j. I have a best friend at work. . . . .	<input checked="" type="checkbox"/>	<input checked="" type="checkbox"/>	<input checked="" type="checkbox"/>	<input checked="" type="checkbox"/>	<input checked="" type="checkbox"/>

**T 25. Continued.**

Strongly disagree				
Disagree				
Neither agree nor disagree				
Agree				
Strongly agree				
k. In the last 6 months, someone at work has talked to me about my progress.....	<input type="checkbox"/>	<input type="checkbox"/>	<input type="checkbox"/>	<input type="checkbox"/>
l. This last year, I have had opportunities at work to learn and to grow.....	<input type="checkbox"/>	<input type="checkbox"/>	<input type="checkbox"/>	<input type="checkbox"/>
m. At my workplace, a person's job opportunities and promotions are based only on work-related characteristics.....	<input type="checkbox"/>	<input type="checkbox"/>	<input type="checkbox"/>	<input type="checkbox"/>
n. My supervisor helps everyone in my work group feel included.....	<input type="checkbox"/>	<input type="checkbox"/>	<input type="checkbox"/>	<input type="checkbox"/>
o. I trust my supervisor to deal fairly with issues of equal treatment at my workplace.....	<input type="checkbox"/>	<input type="checkbox"/>	<input type="checkbox"/>	<input type="checkbox"/>
p. At my workplace, all employees are kept well informed about issues and decisions that affect them.....	<input type="checkbox"/>	<input type="checkbox"/>	<input type="checkbox"/>	<input type="checkbox"/>

Items 25.a through 25.p are used by permission of the copyright holder, The Gallup Organization, 901 F Street N.W., Washington, D.C. 20004.

**26. How much do you agree or disagree with the following statements about the work you do at your workplace? Mark one answer for each statement.**

Strongly disagree				
Disagree				
Neither agree nor disagree				
Agree				
Strongly agree				
a. Your work provides you with a sense of pride.....	<input type="checkbox"/>	<input type="checkbox"/>	<input type="checkbox"/>	<input type="checkbox"/>
b. Your work makes good use of your skills.....	<input type="checkbox"/>	<input type="checkbox"/>	<input type="checkbox"/>	<input type="checkbox"/>
c. You like the kind of work you do.....	<input type="checkbox"/>	<input type="checkbox"/>	<input type="checkbox"/>	<input type="checkbox"/>
d. Your job gives you the chance to acquire valuable skills.....	<input type="checkbox"/>	<input type="checkbox"/>	<input type="checkbox"/>	<input type="checkbox"/>
e. You are satisfied with your job as a whole.....	<input type="checkbox"/>	<input type="checkbox"/>	<input type="checkbox"/>	<input type="checkbox"/>
f. Your day-to-day work is directly tied to your wartime job.....	<input type="checkbox"/>	<input type="checkbox"/>	<input type="checkbox"/>	<input type="checkbox"/>

**27. Overall, how well prepared ... Mark one answer for each item.**

Very poorly prepared				
Poorly prepared				
Neither well nor poorly prepared				
Well prepared				
Very well prepared				
a. Are <u>you</u> to perform your wartime job?.....	<input type="checkbox"/>	<input type="checkbox"/>	<input type="checkbox"/>	<input type="checkbox"/>
b. Is <u>your unit</u> to perform its wartime mission?.....	<input type="checkbox"/>	<input type="checkbox"/>	<input type="checkbox"/>	<input type="checkbox"/>

**28. Overall, how would you rate ... Mark one answer for each item.**

Very low				
Low				
Moderate				
High				
Very high				
a. <u>Your</u> current level of morale?.....	<input type="checkbox"/>	<input type="checkbox"/>	<input type="checkbox"/>	<input type="checkbox"/>
b. <u>The current level of morale in your unit?</u> .....	<input type="checkbox"/>	<input type="checkbox"/>	<input type="checkbox"/>	<input type="checkbox"/>

**29. How much do you agree or disagree with the following statements about your unit? Mark one answer for each statement.**

Strongly disagree				
Disagree				
Neither agree nor disagree				
Agree				
Strongly agree				
a. Service members in your unit really care about each other.....	<input type="checkbox"/>	<input type="checkbox"/>	<input type="checkbox"/>	<input type="checkbox"/>
b. Service members in your unit work well as a team.....	<input type="checkbox"/>	<input type="checkbox"/>	<input type="checkbox"/>	<input type="checkbox"/>
c. Service members in your unit pull together to get the job done.....	<input type="checkbox"/>	<input type="checkbox"/>	<input type="checkbox"/>	<input type="checkbox"/>
d. Service members in your unit trust each other.....	<input type="checkbox"/>	<input type="checkbox"/>	<input type="checkbox"/>	<input type="checkbox"/>

**STRESS, HEALTH, AND WELL-BEING**

**30. In the past month, how often have you ... Mark one answer for each item.**

Very often				
Fairly often				
Sometimes				
Almost never				
Never				
a. Been upset because of something that happened unexpectedly?.....	<input type="checkbox"/>	<input type="checkbox"/>	<input type="checkbox"/>	<input type="checkbox"/>
b. Felt that you were unable to control the important things in your life?....	<input type="checkbox"/>	<input type="checkbox"/>	<input type="checkbox"/>	<input type="checkbox"/>
c. Felt nervous and stressed?.....	<input type="checkbox"/>	<input type="checkbox"/>	<input type="checkbox"/>	<input type="checkbox"/>
d. Felt confident about your ability to handle your personal problems?....	<input type="checkbox"/>	<input type="checkbox"/>	<input type="checkbox"/>	<input type="checkbox"/>
e. Felt that things were going your way?..	<input type="checkbox"/>	<input type="checkbox"/>	<input type="checkbox"/>	<input type="checkbox"/>
f. Found that you could not cope with all of the things you had to do?....	<input type="checkbox"/>	<input type="checkbox"/>	<input type="checkbox"/>	<input type="checkbox"/>
g. Been able to control irritations in your life?.....	<input type="checkbox"/>	<input type="checkbox"/>	<input type="checkbox"/>	<input type="checkbox"/>
h. Felt that you were on top of things?..	<input type="checkbox"/>	<input type="checkbox"/>	<input type="checkbox"/>	<input type="checkbox"/>
i. Been angered because of things that were outside of your control?...	<input type="checkbox"/>	<input type="checkbox"/>	<input type="checkbox"/>	<input type="checkbox"/>
j. Felt difficulties were piling up so high that you could not overcome them?..	<input type="checkbox"/>	<input type="checkbox"/>	<input type="checkbox"/>	<input type="checkbox"/>

**L**

31. How true or false is each of the following statements for you? *Mark one answer for each statement.*

	Definitely true	Mostly true	Mostly false	Definitely false
a. I am as healthy as anybody I know . . .	<input type="checkbox"/>	<input type="checkbox"/>	<input type="checkbox"/>	<input type="checkbox"/>
b. I seem to get sick a little easier than other people . . . . .	<input type="checkbox"/>	<input type="checkbox"/>	<input type="checkbox"/>	<input type="checkbox"/>
c. I expect my health to get worse . . . . .	<input type="checkbox"/>	<input type="checkbox"/>	<input type="checkbox"/>	<input type="checkbox"/>
d. My health is excellent . . . . .	<input type="checkbox"/>	<input type="checkbox"/>	<input type="checkbox"/>	<input type="checkbox"/>

32. Overall, how would you rate the current level of stress in your . . . *Mark one answer for each item.*

	Much more than usual	More than usual	About the same as usual	Less than usual	Much less than usual
a. <u>Work</u> life? . . . . .	<input type="checkbox"/>	<input type="checkbox"/>	<input type="checkbox"/>	<input type="checkbox"/>	<input type="checkbox"/>
b. <u>Personal</u> life? . . . . .	<input type="checkbox"/>	<input type="checkbox"/>	<input type="checkbox"/>	<input type="checkbox"/>	<input type="checkbox"/>

**GENDER-RELATED EXPERIENCES IN THE MILITARY IN THE PAST 12 MONTHS**

33. During the past 12 months, did any of the following happen to you? If it did, do you believe your gender was a factor? *Mark one answer for each statement.*

	Yes, and your gender was a factor	Yes, but your gender was NOT a factor	No, or does not apply
a. You were rated lower than you deserved on your last evaluation. . . . .	<input type="checkbox"/>	<input type="checkbox"/>	<input type="checkbox"/>
b. Your last evaluation contained unjustified negative comments. . . . .	<input type="checkbox"/>	<input type="checkbox"/>	<input type="checkbox"/>
c. You were held to a higher performance standard than others. . . . .	<input type="checkbox"/>	<input type="checkbox"/>	<input type="checkbox"/>
d. You did not get an award or decoration given to others in similar circumstances. . . . .	<input type="checkbox"/>	<input type="checkbox"/>	<input type="checkbox"/>
e. Your current assignment has not made use of your job skills. . . . .	<input type="checkbox"/>	<input type="checkbox"/>	<input type="checkbox"/>
f. Your current assignment is not good for your career if you continue in the military. . . . .	<input type="checkbox"/>	<input type="checkbox"/>	<input type="checkbox"/>
g. You did not receive day-to-day, short-term tasks that would have helped you prepare for advancement. . . . .	<input type="checkbox"/>	<input type="checkbox"/>	<input type="checkbox"/>
h. You did not have a professional relationship with someone who advised (mentored) you on career development or advancement. . . . .	<input type="checkbox"/>	<input type="checkbox"/>	<input type="checkbox"/>

33. Continued.

	Yes, and your gender was a factor	Yes, but your gender was NOT a factor	No, or does not apply
i. You did not learn <u>until it was too late</u> of opportunities that would have helped your career. . . . .	<input type="checkbox"/>	<input type="checkbox"/>	<input type="checkbox"/>
j. You were unable to get straight answers about your promotion possibilities. . . . .	<input type="checkbox"/>	<input type="checkbox"/>	<input type="checkbox"/>
k. You were excluded from social events important to career development and being kept informed. . . . .	<input type="checkbox"/>	<input type="checkbox"/>	<input type="checkbox"/>
l. You did not get a job assignment that you wanted and for which you were qualified. . . . .	<input type="checkbox"/>	<input type="checkbox"/>	<input type="checkbox"/>
m. If you answered "Yes, and your gender was a factor" to "l" above, was this assignment legally open to women? . . .	<input type="checkbox"/> Yes <input type="checkbox"/> No		
n. Have you had other adverse personnel actions in the past 12 months? (If yes, please specify). . . . .	<input type="checkbox"/>	<input type="checkbox"/>	<input type="checkbox"/>

34. Do you consider ANY of the behaviors (a through n) which you marked as happening to you in Question 33 to have been . . . *Mark one answer for each item.*

Does not apply, I marked "No, or does not apply" to every item.

	All	Some	None
a. Sex discrimination? . . . . .	<input type="checkbox"/>	<input type="checkbox"/>	<input type="checkbox"/>
b. Racial/ethnic discrimination? . . . . .	<input type="checkbox"/>	<input type="checkbox"/>	<input type="checkbox"/>
c. Age discrimination? . . . . .	<input type="checkbox"/>	<input type="checkbox"/>	<input type="checkbox"/>
d. Religious discrimination? . . . . .	<input type="checkbox"/>	<input type="checkbox"/>	<input type="checkbox"/>
e. Other? (Please specify). . . . .	<input type="checkbox"/>	<input type="checkbox"/>	<input type="checkbox"/>

**T 35. In this question you are asked about sex/gender related talk and/or behavior that was unwanted, uninvited, and in which you did not participate willingly.**

How often during the past 12 months have you been in situations involving

- **Military Personnel (Active Duty or Reserve)**
    - on- or off-duty
    - on- or off-installation or ship; and/or
  - **DoD/Service Civilian Employees and/or Contractors**
    - in your workplace or on your installation/ship
- where one or more of these individuals (of either gender) . . . *Mark one answer for each item.*

	Very often	Often	Sometimes	Once or twice	Never
a. Repeatedly told sexual stories or jokes that were offensive to you? . . .	<input type="checkbox"/>	<input type="checkbox"/>	<input type="checkbox"/>	<input type="checkbox"/>	<input type="checkbox"/>
b. Referred to people of your gender in insulting or offensive terms? . . . . .	<input type="checkbox"/>	<input type="checkbox"/>	<input type="checkbox"/>	<input type="checkbox"/>	<input type="checkbox"/>
c. Made unwelcome attempts to draw you into a discussion of sexual matters (e.g., attempted to discuss or comment on your sex life)? . . . . .	<input type="checkbox"/>	<input type="checkbox"/>	<input type="checkbox"/>	<input type="checkbox"/>	<input type="checkbox"/>
d. Treated you "differently" because of your gender (e.g., mistreated, slighted, or ignored you)? . . . . .	<input type="checkbox"/>	<input type="checkbox"/>	<input type="checkbox"/>	<input type="checkbox"/>	<input type="checkbox"/>
e. Made offensive remarks about your appearance, body, or sexual activities? . . . . .	<input type="checkbox"/>	<input type="checkbox"/>	<input type="checkbox"/>	<input type="checkbox"/>	<input type="checkbox"/>
f. Made gestures or used body language of a sexual nature that embarrassed or offended you? . . . . .	<input type="checkbox"/>	<input type="checkbox"/>	<input type="checkbox"/>	<input type="checkbox"/>	<input type="checkbox"/>
g. Made offensive sexist remarks (e.g., suggesting that people of your gender are not suited for the kind of work you do)? . . . . .	<input type="checkbox"/>	<input type="checkbox"/>	<input type="checkbox"/>	<input type="checkbox"/>	<input type="checkbox"/>
h. Made unwanted attempts to establish a romantic sexual relationship with you despite your efforts to discourage it? . . . . .	<input type="checkbox"/>	<input type="checkbox"/>	<input type="checkbox"/>	<input type="checkbox"/>	<input type="checkbox"/>
i. Put you down or was condescending to you because of your gender? . . . . .	<input type="checkbox"/>	<input type="checkbox"/>	<input type="checkbox"/>	<input type="checkbox"/>	<input type="checkbox"/>
j. Continued to ask you for dates, drinks, dinner, etc., even though you said "No"? . . . . .	<input type="checkbox"/>	<input type="checkbox"/>	<input type="checkbox"/>	<input type="checkbox"/>	<input type="checkbox"/>
k. Made you feel like you were being bribed with some sort of reward or special treatment to engage in sexual behavior? . . . . .	<input type="checkbox"/>	<input type="checkbox"/>	<input type="checkbox"/>	<input type="checkbox"/>	<input type="checkbox"/>

35. Continued.

	Very often	Often	Sometimes	Once or twice	Never
l. Made you feel threatened with some sort of retaliation for not being sexually cooperative (e.g., by mentioning an upcoming review)? . . .	<input type="checkbox"/>	<input type="checkbox"/>	<input type="checkbox"/>	<input type="checkbox"/>	<input type="checkbox"/>
m. Touched you in a way that made you feel uncomfortable? . . . . .	<input type="checkbox"/>	<input type="checkbox"/>	<input type="checkbox"/>	<input type="checkbox"/>	<input type="checkbox"/>
n. Intentionally cornered you or leaned over you in a sexual way? . . .	<input type="checkbox"/>	<input type="checkbox"/>	<input type="checkbox"/>	<input type="checkbox"/>	<input type="checkbox"/>
o. Treated you badly for refusing to have sex? . . . . .	<input type="checkbox"/>	<input type="checkbox"/>	<input type="checkbox"/>	<input type="checkbox"/>	<input type="checkbox"/>
p. Implied faster promotions or better treatment if you were sexually cooperative? . . . . .	<input type="checkbox"/>	<input type="checkbox"/>	<input type="checkbox"/>	<input type="checkbox"/>	<input type="checkbox"/>
q. Made sexually suggestive comments, gestures, or looks (e.g., stared at your body)? . . . . .	<input type="checkbox"/>	<input type="checkbox"/>	<input type="checkbox"/>	<input type="checkbox"/>	<input type="checkbox"/>
r. Attempted to have sex with you without your consent or against your will, but was not successful? . . .	<input type="checkbox"/>	<input type="checkbox"/>	<input type="checkbox"/>	<input type="checkbox"/>	<input type="checkbox"/>
s. Had sex with you without your consent or against your will? . . . . .	<input type="checkbox"/>	<input type="checkbox"/>	<input type="checkbox"/>	<input type="checkbox"/>	<input type="checkbox"/>
t. Other unwanted gender-related behavior? (Unless you mark "Never", please describe below) . . . . .	<input type="checkbox"/>	<input type="checkbox"/>	<input type="checkbox"/>	<input type="checkbox"/>	<input type="checkbox"/>

**36. How many of these behaviors that you marked as happening to you, do you consider to have been sexual harassment?**

- None were sexual harassment
- Some were sexual harassment; some were not sexual harassment
- All were sexual harassment
- Does not apply, I marked "Never" to every item  
⇒ GO TO QUESTION 56

**ONE SITUATION OF GENDER-RELATED EXPERIENCES**

37. Think about the situation(s) you experienced in the past 12 months that involved the behaviors you marked in Question 35A-Q.

Now pick the **one situation that had the greatest effect on you**. Which of the following categories best describe(s) the behavior(s) in the situation? Mark "Yes" or "No" for each item below that describes the situation.

	No	Yes
a. <b>Sexist Behavior</b> (e.g., mistreated you because of your gender or exposed you to language/behaviors that conveyed offensive or condescending gender-based attitudes) . . . . .	<input checked="" type="checkbox"/>	<input checked="" type="checkbox"/>
b. <b>Crude/Offensive Behavior</b> (e.g., exposed you to language/behaviors/jokes of a sexual nature that were offensive or embarrassing to you) . . . . .	<input checked="" type="checkbox"/>	<input checked="" type="checkbox"/>
c. <b>Unwanted Sexual Attention</b> (e.g., someone attempted to establish a sexual/romantic relationship with you, even though you objected) . . . . .	<input checked="" type="checkbox"/>	<input checked="" type="checkbox"/>
d. <b>Sexual Coercion</b> (e.g., someone implied preferential treatment in exchange for your sexual cooperation) . . . . .	<input checked="" type="checkbox"/>	<input checked="" type="checkbox"/>
e. <b>Other</b> (Please specify) . . . . .	<input checked="" type="checkbox"/>	<input checked="" type="checkbox"/>

38. To what extent was the situation . . . . Mark one answer for each item.

	Not at all	Small extent	Moderate extent	Large extent	Very large extent
a. Annoying? . . . . .	<input checked="" type="checkbox"/>	<input checked="" type="checkbox"/>	<input checked="" type="checkbox"/>	<input checked="" type="checkbox"/>	<input checked="" type="checkbox"/>
b. Threatening? . . . . .	<input checked="" type="checkbox"/>	<input checked="" type="checkbox"/>	<input checked="" type="checkbox"/>	<input checked="" type="checkbox"/>	<input checked="" type="checkbox"/>
c. Offensive? . . . . .	<input checked="" type="checkbox"/>	<input checked="" type="checkbox"/>	<input checked="" type="checkbox"/>	<input checked="" type="checkbox"/>	<input checked="" type="checkbox"/>
d. Distracting? . . . . .	<input checked="" type="checkbox"/>	<input checked="" type="checkbox"/>	<input checked="" type="checkbox"/>	<input checked="" type="checkbox"/>	<input checked="" type="checkbox"/>
e. Stressful? . . . . .	<input checked="" type="checkbox"/>	<input checked="" type="checkbox"/>	<input checked="" type="checkbox"/>	<input checked="" type="checkbox"/>	<input checked="" type="checkbox"/>
f. Intimidating? . . . . .	<input checked="" type="checkbox"/>	<input checked="" type="checkbox"/>	<input checked="" type="checkbox"/>	<input checked="" type="checkbox"/>	<input checked="" type="checkbox"/>

39. How many of the behaviors you experienced in the situation do you consider to have been sexual harassment?

- None were sexual harassment
- Some were sexual harassment; some were not sexual harassment
- All were sexual harassment

40. Where and when did the situation occur? Mark one answer for each item.

	None of it	Some of it	Most of it	All of it
a. At a military installation . . . . .	<input checked="" type="checkbox"/>	<input checked="" type="checkbox"/>	<input checked="" type="checkbox"/>	<input checked="" type="checkbox"/>
b. At work (the place where you perform your military duties) . . . . .	<input checked="" type="checkbox"/>	<input checked="" type="checkbox"/>	<input checked="" type="checkbox"/>	<input checked="" type="checkbox"/>
c. During duty hours . . . . .	<input checked="" type="checkbox"/>	<input checked="" type="checkbox"/>	<input checked="" type="checkbox"/>	<input checked="" type="checkbox"/>
d. In living quarters/barracks . . . . .	<input checked="" type="checkbox"/>	<input checked="" type="checkbox"/>	<input checked="" type="checkbox"/>	<input checked="" type="checkbox"/>
e. In a work environment where members of your gender are uncommon . . . . .	<input checked="" type="checkbox"/>	<input checked="" type="checkbox"/>	<input checked="" type="checkbox"/>	<input checked="" type="checkbox"/>
f. While you were deployed . . . . .	<input checked="" type="checkbox"/>	<input checked="" type="checkbox"/>	<input checked="" type="checkbox"/>	<input checked="" type="checkbox"/>
g. In the local community around an installation . . . . .	<input checked="" type="checkbox"/>	<input checked="" type="checkbox"/>	<input checked="" type="checkbox"/>	<input checked="" type="checkbox"/>
h. At your current permanent duty station . . . . .	<input checked="" type="checkbox"/>	<input checked="" type="checkbox"/>	<input checked="" type="checkbox"/>	<input checked="" type="checkbox"/>
i. While you were on TDY/TAD, at sea, or during field exercises/alerts . . . . .	<input checked="" type="checkbox"/>	<input checked="" type="checkbox"/>	<input checked="" type="checkbox"/>	<input checked="" type="checkbox"/>

41. Was the offender(s) . . . ? Mark one.

- One person (male)
- One person (female)
- More than one person (all males)
- More than one person (all females)
- More than one person (both males and females)
- Not sure

42. Was the offender(s) . . . Mark "Yes" or "No" for each.

	No	Yes
a. Someone in your chain-of-command? . . . . .	<input checked="" type="checkbox"/>	<input checked="" type="checkbox"/>
b. Other military person(s) of higher rank/grade than you? . . . . .	<input checked="" type="checkbox"/>	<input checked="" type="checkbox"/>
c. Your military coworker(s)? . . . . .	<input checked="" type="checkbox"/>	<input checked="" type="checkbox"/>
d. Your military subordinate(s)? . . . . .	<input checked="" type="checkbox"/>	<input checked="" type="checkbox"/>
e. Other military person(s)? . . . . .	<input checked="" type="checkbox"/>	<input checked="" type="checkbox"/>
f. DoD/Service civilian employee(s)? . . . . .	<input checked="" type="checkbox"/>	<input checked="" type="checkbox"/>
g. DoD/Service civilian contractor(s)? . . . . .	<input checked="" type="checkbox"/>	<input checked="" type="checkbox"/>
h. Person(s) in the local community? . . . . .	<input checked="" type="checkbox"/>	<input checked="" type="checkbox"/>
i. Unknown person(s)? . . . . .	<input checked="" type="checkbox"/>	<input checked="" type="checkbox"/>

43. During the course of the situation you have in mind, how often did the event(s) occur?

- Once
- Occasionally
- Frequently

44. How long did the situation last, or if continuing, how long has it been going on?

- Less than 1 week
- 1 week to less than 1 month
- 1 month to less than 3 months
- 3 months to less than 6 months
- 6 months or more

**T** 45. As a result of the situation, did you . . . Mark "Yes" or "No" for each item.

	Yes	No
a. Ignore the behavior? . . . . .	<input type="checkbox"/>	<input type="checkbox"/>
b. Avoid the person(s) who bothered you? . . . . .	<input type="checkbox"/>	<input type="checkbox"/>
c. Tell the offender(s) to stop? . . . . .	<input type="checkbox"/>	<input type="checkbox"/>
d. Ask someone else to speak to the offender(s) for you? . . . . .	<input type="checkbox"/>	<input type="checkbox"/>
e. Blame yourself for what happened? . . . . .	<input type="checkbox"/>	<input type="checkbox"/>
f. Act as though it did not bother you? . . . . .	<input type="checkbox"/>	<input type="checkbox"/>
g. Call a hotline for advice/information (not to file a complaint)? . . . . .	<input type="checkbox"/>	<input type="checkbox"/>
h. Request a transfer? . . . . .	<input type="checkbox"/>	<input type="checkbox"/>
i. Think about getting out of your Service? . . . . .	<input type="checkbox"/>	<input type="checkbox"/>
j. Accomplish less than you normally would at work? . . . . .	<input type="checkbox"/>	<input type="checkbox"/>
k. Other? (Please specify) . . . . .	<input type="checkbox"/>	<input type="checkbox"/>

46. Did you talk about the situation with . . . Mark "Yes," "No," or "Does not apply" for each.

	Does not apply	No	Yes
a. Your spouse/significant other? . . . . .	<input type="checkbox"/>	<input type="checkbox"/>	<input type="checkbox"/>
b. A friend? . . . . .	<input type="checkbox"/>	<input type="checkbox"/>	<input type="checkbox"/>
c. A family member (e.g., parent, brother/sister)? . . . . .	<input type="checkbox"/>	<input type="checkbox"/>	<input type="checkbox"/>
d. A chaplain, counselor, ombudsman, or health care provider? . . . . .	<input type="checkbox"/>	<input type="checkbox"/>	<input type="checkbox"/>

47. Did you discuss/report the situation to any installation/Service/DoD individuals or organizations?

Yes  
 No ⇒ GO TO QUESTION 55

48. Did you discuss/report the situation with/to any of the following installation/Service/DoD individuals or organizations? Mark one answer for each.

	No, I did not discuss/report it to this person/office	Yes, but it is too soon to tell if it will make things better or worse	Yes, and it made things worse	Yes, but it made no difference	Yes, and it made things better
a. Someone in your chain-of-command . . . . .	<input type="checkbox"/>	<input type="checkbox"/>	<input type="checkbox"/>	<input type="checkbox"/>	<input type="checkbox"/>
b. Someone in the chain-of-command of the person(s) who did it . . . . .	<input type="checkbox"/>	<input type="checkbox"/>	<input type="checkbox"/>	<input type="checkbox"/>	<input type="checkbox"/>
c. Special military office responsible for handling these kinds of complaints (e.g., Military Equal Opportunity or Civil Rights Office) . . . . .	<input type="checkbox"/>	<input type="checkbox"/>	<input type="checkbox"/>	<input type="checkbox"/>	<input type="checkbox"/>
d. Other person or office with responsibility for follow-up . . . . .	<input type="checkbox"/>	<input type="checkbox"/>	<input type="checkbox"/>	<input type="checkbox"/>	<input type="checkbox"/>

49. What actions were taken in response to your discussing/reporting the situation? Mark "Yes," "No," or "Don't know" for each item.

	Don't know	No	Yes
a. Person(s) who bothered you was/were talked to about the behavior . . . . .	<input type="checkbox"/>	<input type="checkbox"/>	<input type="checkbox"/>
b. Your complaint was/is being investigated . . . . .	<input type="checkbox"/>	<input type="checkbox"/>	<input type="checkbox"/>
c. The situation was resolved informally . . . . .	<input type="checkbox"/>	<input type="checkbox"/>	<input type="checkbox"/>
d. You were encouraged to drop the complaint . . . . .	<input type="checkbox"/>	<input type="checkbox"/>	<input type="checkbox"/>
e. Your complaint was discounted or not taken seriously . . . . .	<input type="checkbox"/>	<input type="checkbox"/>	<input type="checkbox"/>
f. The rules on harassment were explained to everyone in the unit/office/place where the problem had occurred . . . . .	<input type="checkbox"/>	<input type="checkbox"/>	<input type="checkbox"/>
g. The situation was/is being corrected . . . . .	<input type="checkbox"/>	<input type="checkbox"/>	<input type="checkbox"/>
h. Some action was/is being taken against the person(s) who bothered you . . . . .	<input type="checkbox"/>	<input type="checkbox"/>	<input type="checkbox"/>
i. Some action was/is being taken against you . . . . .	<input type="checkbox"/>	<input type="checkbox"/>	<input type="checkbox"/>

50. Did you formally report the situation?

Yes  
 No ⇒ GO TO QUESTION 56

51. Was your complaint found to be true?

Yes  
 No  
 They were unable to determine whether your complaint was true or not.  
 Does not apply, the action is still being processed. ⇒ GO TO QUESTION 53

52. How satisfied were you with the outcome of your complaint?

Very satisfied                       Dissatisfied  
 Satisfied                               Very dissatisfied  
 Neither satisfied nor dissatisfied

53. How satisfied were/are you with the following aspects of the reporting process? Mark one answer for each item.

	Very dissatisfied	Dissatisfied	Neither satisfied nor dissatisfied	Satisfied	Very satisfied
a. Availability of information about how to file a complaint . . . . .	<input type="checkbox"/>	<input type="checkbox"/>	<input type="checkbox"/>	<input type="checkbox"/>	<input type="checkbox"/>
b. Treatment by personnel handling your complaint . . . . .	<input type="checkbox"/>	<input type="checkbox"/>	<input type="checkbox"/>	<input type="checkbox"/>	<input type="checkbox"/>
c. Amount of time it took/is taking to resolve your complaint . . . . .	<input type="checkbox"/>	<input type="checkbox"/>	<input type="checkbox"/>	<input type="checkbox"/>	<input type="checkbox"/>
d. How well you were/are kept informed about the progress of your complaint . . . . .	<input type="checkbox"/>	<input type="checkbox"/>	<input type="checkbox"/>	<input type="checkbox"/>	<input type="checkbox"/>
e. The complaint process overall . . . . .	<input type="checkbox"/>	<input type="checkbox"/>	<input type="checkbox"/>	<input type="checkbox"/>	<input type="checkbox"/>

**L**

54. As a result of reporting the situation, did you experience any . . . Mark "Yes," "No," or "Don't know" for each item.

	Don't know	No	Yes
a. Professional retaliation (e.g., loss of privileges, denied promotion/training, transferred to less favorable job)? . . . . .	<input type="checkbox"/>	<input type="checkbox"/>	<input type="checkbox"/>
b. Social retaliation (e.g., ignored by coworkers, being blamed for the situation)? . . . . .	<input type="checkbox"/>	<input type="checkbox"/>	<input type="checkbox"/>

If you formally or informally reported the situation, GO TO QUESTION 56.

55. What were your reasons for not reporting the situation to any of the installation/Service/DoD individuals or organizations? Mark "Yes" or "No" for each statement.

	Yes	No
a. You thought it was not important enough to report . . . . .	<input type="checkbox"/>	<input type="checkbox"/>
b. You did not know how to report . . . . .	<input type="checkbox"/>	<input type="checkbox"/>
c. You felt uncomfortable making a report . . . . .	<input type="checkbox"/>	<input type="checkbox"/>
d. You took care of the problem yourself . . . . .	<input type="checkbox"/>	<input type="checkbox"/>
e. You did not think anything would be done . . . . .	<input type="checkbox"/>	<input type="checkbox"/>
f. You thought you would not be believed . . . . .	<input type="checkbox"/>	<input type="checkbox"/>
g. You thought reporting would take too much time and effort. . . . .	<input type="checkbox"/>	<input type="checkbox"/>
h. You were afraid of retaliation/reprisals from the person(s) who did it or from their friends. . . . .	<input type="checkbox"/>	<input type="checkbox"/>
i. You were afraid of negative professional outcomes . . . . .	<input type="checkbox"/>	<input type="checkbox"/>
j. You thought you would be labeled a troublemaker. . . . .	<input type="checkbox"/>	<input type="checkbox"/>
k. Other (Please specify) . . . . .	<input type="checkbox"/>	<input type="checkbox"/>

**UNWANTED SEXUAL CONTACT**

T

56. In the past 12 months, have you experienced any of the following sexual contacts that were against your will or occurred when you did not or could not consent where someone . . .

- **Sexually touched you** (e.g., intentional touching of genitalia, breasts, or buttocks) or made you sexually touch them?
- **Attempted to make you have sexual intercourse, but was not successful?**
- **Made you have sexual intercourse?**
- **Attempted to make you perform or receive oral sex, anal sex, or penetration by a finger or object, but was not successful?**
- **Made you perform or receive oral sex, anal sex, or penetration by a finger or object?**

- Yes, once
- Yes, multiple times
- No ⇒ GO TO QUESTION 77

**ONE SITUATION OF UNWANTED SEXUAL CONTACT**

57. Think about the situation(s) you experienced in the past 12 months that involved the behaviors in the previous question. Tell us about the one event that had the greatest effect on you.

What did the person(s) do during the situation? Mark one answer for each behavior.

	Did this	Did not do this
a. <u>Sexually touched you</u> (e.g., intentional touching of genitalia, breasts, or buttocks) or made you sexually touch them . . . . .	<input type="checkbox"/>	<input type="checkbox"/>
b. <u>Attempted to make you have sexual intercourse, but was not successful</u> . . . . .	<input type="checkbox"/>	<input type="checkbox"/>
c. <u>Made you have sexual intercourse</u> . . . . .	<input type="checkbox"/>	<input type="checkbox"/>
d. <u>Attempted to make you perform or receive oral sex, anal sex, or penetration by a finger or object, but was not successful</u> . . . . .	<input type="checkbox"/>	<input type="checkbox"/>
e. <u>Made you perform or receive oral sex, anal sex, or penetration by a finger or object</u> . . . . .	<input type="checkbox"/>	<input type="checkbox"/>

58. Did the situation occur . . . Mark "Yes" or "No" for each item.

	Yes	No
a. At a military installation? . . . . .	<input type="checkbox"/>	<input type="checkbox"/>
b. While you were deployed? . . . . .	<input type="checkbox"/>	<input type="checkbox"/>
c. At your current permanent duty station? . . . . .	<input type="checkbox"/>	<input type="checkbox"/>
d. During your work day/duty hours? . . . . .	<input type="checkbox"/>	<input type="checkbox"/>
e. While you were on TDY/TAD, at sea, or during field exercises/alerts? . . . . .	<input type="checkbox"/>	<input type="checkbox"/>

||

L



**T** 59. When did the situation occur . . . Mark "Yes" or "No" for each.

	Yes	No
a. Between 6 a.m. and 6 p.m.?	<input type="checkbox"/>	<input type="checkbox"/>
b. After 6 p.m. but before midnight?	<input type="checkbox"/>	<input type="checkbox"/>
c. After midnight but before 6 a.m.?	<input type="checkbox"/>	<input type="checkbox"/>

60. Where did the situation occur? Mark one.

- In your home/living quarters
- In the home/living quarters of the offender
- In the home/living quarters of someone else
- At a bar/nightclub
- At work
- In a vehicle
- Other (Please specify)

61. Was the offender(s) . . . ? Mark one.

- One person (male)
- One person (female)
- More than one person (all males)
- More than one person (all females)
- More than one person (both males and females)
- Not sure

62. Was the offender(s) . . . Mark "Yes" or "No" for each.

	Yes	No
a. Someone in your chain-of-command?	<input type="checkbox"/>	<input type="checkbox"/>
b. Other military person(s) of higher rank/grade than you?	<input type="checkbox"/>	<input type="checkbox"/>
c. Your military coworker(s)?	<input type="checkbox"/>	<input type="checkbox"/>
d. Your military subordinate(s)?	<input type="checkbox"/>	<input type="checkbox"/>
e. Other military person(s)?	<input type="checkbox"/>	<input type="checkbox"/>
f. DoD/Service civilian employee(s)?	<input type="checkbox"/>	<input type="checkbox"/>
g. DoD/Service civilian contractor(s)?	<input type="checkbox"/>	<input type="checkbox"/>
h. Person(s) in the local community?	<input type="checkbox"/>	<input type="checkbox"/>
i. Unknown person(s)?	<input type="checkbox"/>	<input type="checkbox"/>

63. Did the situation occur . . . Mark "Yes" or "No" for each item.

	Yes	No
a. When your judgment was impaired due to alcohol?	<input type="checkbox"/>	<input type="checkbox"/>
b. When you were so intoxicated that you were unable to consent?	<input type="checkbox"/>	<input type="checkbox"/>
c. When the offender(s) was intoxicated?	<input type="checkbox"/>	<input type="checkbox"/>
d. After the offender(s) used drugs to knock you out (e.g., date rape drugs, sedatives, etc.)?	<input type="checkbox"/>	<input type="checkbox"/>

64. Did the offender(s) . . . Mark "Yes" or "No" for each item.

	Yes	No
a. Threaten to ruin your reputation if you did not consent?	<input type="checkbox"/>	<input type="checkbox"/>
b. Threaten to physically harm you if you did not consent?	<input type="checkbox"/>	<input type="checkbox"/>
c. Threaten to physically harm a member of your family if you did not consent?	<input type="checkbox"/>	<input type="checkbox"/>
d. Use some degree of physical force (e.g., holding you down)?	<input type="checkbox"/>	<input type="checkbox"/>
e. Use their authority for a search (e.g., body/personal search)?	<input type="checkbox"/>	<input type="checkbox"/>
f. Use their authority for a medical or dental exam/procedure?	<input type="checkbox"/>	<input type="checkbox"/>
g. Use their authority as a military/civilian supervisor?	<input type="checkbox"/>	<input type="checkbox"/>

65. Prior to the situation, did any of the offender(s) . . . Mark "Yes" or "No" for each item.

	Yes	No
a. Sexually harass you?	<input type="checkbox"/>	<input type="checkbox"/>
b. Stalk you?	<input type="checkbox"/>	<input type="checkbox"/>

66. Did you talk about the situation with . . . Mark "Yes," "No," or "Does not apply" for each.

	Yes	No	Does not apply
a. Your spouse/significant other?	<input type="checkbox"/>	<input type="checkbox"/>	<input type="checkbox"/>
b. A friend?	<input type="checkbox"/>	<input type="checkbox"/>	<input type="checkbox"/>
c. A family member (e.g., parent, brother/sister)?	<input type="checkbox"/>	<input type="checkbox"/>	<input type="checkbox"/>
d. A chaplain, counselor, ombudsman, or health care provider?	<input type="checkbox"/>	<input type="checkbox"/>	<input type="checkbox"/>
e. A civilian hotline or crisis center?	<input type="checkbox"/>	<input type="checkbox"/>	<input type="checkbox"/>
f. A military hotline or Military OneSource? . . .	<input type="checkbox"/>	<input type="checkbox"/>	<input type="checkbox"/>

67. Did you seek professional help/treatment or use other support services following the situation?

- Yes, from military/DoD-related service providers only
- Yes, from civilian service providers only
- Yes, from both civilian and military service providers
- No ⇒ GO TO QUESTION 69

**68. How satisfied are you with the professional help/treatment you received?**

- Very satisfied
- Satisfied
- Neither satisfied nor dissatisfied
- Dissatisfied
- Very dissatisfied

**69. Did you discuss/report the situation with/to any authority or organization? Mark one.**

- No ⇒ GO TO QUESTION 76
- Yes, I made a restricted report ⇒ GO TO QUESTION 74
- Yes, I made an unrestricted report
- Yes, but I am not sure whether it was unrestricted or restricted reporting

**70. Did you discuss/report the situation with/to any of the following authorities or organizations? Mark "Yes" or "No" for each item.**

	Yes	No
a. Your immediate supervisor . . . . .	<input checked="" type="checkbox"/>	<input checked="" type="checkbox"/>
b. Someone else in your chain-of-command . . .	<input checked="" type="checkbox"/>	<input checked="" type="checkbox"/>
c. Sexual Assault Response Coordinator (SARC)/Victim Advocate . . . . .	<input checked="" type="checkbox"/>	<input checked="" type="checkbox"/>
d. Chaplain or counselor . . . . .	<input checked="" type="checkbox"/>	<input checked="" type="checkbox"/>
e. Health care provider . . . . .	<input checked="" type="checkbox"/>	<input checked="" type="checkbox"/>
f. Legal services or criminal investigators . . . .	<input checked="" type="checkbox"/>	<input checked="" type="checkbox"/>
g. Other . . . . .	<input checked="" type="checkbox"/>	<input checked="" type="checkbox"/>

**71. What actions were taken in response to your report? Mark "Yes," "No," or "Don't know" for each item.**

	Yes	No	Don't know
a. Your report was/is being investigated . . . .	<input checked="" type="checkbox"/>	<input checked="" type="checkbox"/>	<input checked="" type="checkbox"/>
b. You were/are being kept informed of the status of the investigation . . . . .	<input checked="" type="checkbox"/>	<input checked="" type="checkbox"/>	<input checked="" type="checkbox"/>
c. Action was/is being taken against the offender . . . . .	<input checked="" type="checkbox"/>	<input checked="" type="checkbox"/>	<input checked="" type="checkbox"/>
d. You were encouraged to drop the complaint/withdraw your report . . . . .	<input checked="" type="checkbox"/>	<input checked="" type="checkbox"/>	<input checked="" type="checkbox"/>
e. Action was/is being taken against you . . . .	<input checked="" type="checkbox"/>	<input checked="" type="checkbox"/>	<input checked="" type="checkbox"/>
f. Some other action was/is being taken . . . .	<input checked="" type="checkbox"/>	<input checked="" type="checkbox"/>	<input checked="" type="checkbox"/>

**72. How satisfied have you been with . . . Mark one answer in each row.**

	Very dissatisfied	Dissatisfied	Neither satisfied nor dissatisfied	Satisfied	Very satisfied	Does not apply
a. The quality of sexual assault advocacy services you received? . . . . .	<input checked="" type="checkbox"/>	<input checked="" type="checkbox"/>	<input checked="" type="checkbox"/>	<input checked="" type="checkbox"/>	<input checked="" type="checkbox"/>	<input checked="" type="checkbox"/>
b. The quality of counseling services you received? . . . . .	<input checked="" type="checkbox"/>	<input checked="" type="checkbox"/>	<input checked="" type="checkbox"/>	<input checked="" type="checkbox"/>	<input checked="" type="checkbox"/>	<input checked="" type="checkbox"/>
c. The quality of medical care you received? . . . . .	<input checked="" type="checkbox"/>	<input checked="" type="checkbox"/>	<input checked="" type="checkbox"/>	<input checked="" type="checkbox"/>	<input checked="" type="checkbox"/>	<input checked="" type="checkbox"/>
d. Your treatment by the Sexual Assault Victim Advocate assigned to you? . . . . .	<input checked="" type="checkbox"/>	<input checked="" type="checkbox"/>	<input checked="" type="checkbox"/>	<input checked="" type="checkbox"/>	<input checked="" type="checkbox"/>	<input checked="" type="checkbox"/>
e. Your treatment by the Sexual Assault Response Coordinator (SARC) handling your report? . . . .	<input checked="" type="checkbox"/>	<input checked="" type="checkbox"/>	<input checked="" type="checkbox"/>	<input checked="" type="checkbox"/>	<input checked="" type="checkbox"/>	<input checked="" type="checkbox"/>
f. Your treatment by the Commander handling your report? . . . . .	<input checked="" type="checkbox"/>	<input checked="" type="checkbox"/>	<input checked="" type="checkbox"/>	<input checked="" type="checkbox"/>	<input checked="" type="checkbox"/>	<input checked="" type="checkbox"/>
g. Your treatment by the criminal investigator handling your report? . .	<input checked="" type="checkbox"/>	<input checked="" type="checkbox"/>	<input checked="" type="checkbox"/>	<input checked="" type="checkbox"/>	<input checked="" type="checkbox"/>	<input checked="" type="checkbox"/>
h. Your treatment by the Trial Defense Office personnel? . . . . .	<input checked="" type="checkbox"/>	<input checked="" type="checkbox"/>	<input checked="" type="checkbox"/>	<input checked="" type="checkbox"/>	<input checked="" type="checkbox"/>	<input checked="" type="checkbox"/>
i. Your treatment by the Legal Office personnel (prosecution)? . .	<input checked="" type="checkbox"/>	<input checked="" type="checkbox"/>	<input checked="" type="checkbox"/>	<input checked="" type="checkbox"/>	<input checked="" type="checkbox"/>	<input checked="" type="checkbox"/>
j. The amount of time investigation process took/is taking? . . . . .	<input checked="" type="checkbox"/>	<input checked="" type="checkbox"/>	<input checked="" type="checkbox"/>	<input checked="" type="checkbox"/>	<input checked="" type="checkbox"/>	<input checked="" type="checkbox"/>
k. How well you were/are kept informed about the progress of your case? . . . . .	<input checked="" type="checkbox"/>	<input checked="" type="checkbox"/>	<input checked="" type="checkbox"/>	<input checked="" type="checkbox"/>	<input checked="" type="checkbox"/>	<input checked="" type="checkbox"/>
l. The availability of information about how to file a restricted report? . . .	<input checked="" type="checkbox"/>	<input checked="" type="checkbox"/>	<input checked="" type="checkbox"/>	<input checked="" type="checkbox"/>	<input checked="" type="checkbox"/>	<input checked="" type="checkbox"/>
m. The availability of information about how to file an unrestricted report? .	<input checked="" type="checkbox"/>	<input checked="" type="checkbox"/>	<input checked="" type="checkbox"/>	<input checked="" type="checkbox"/>	<input checked="" type="checkbox"/>	<input checked="" type="checkbox"/>
n. The reporting process overall? . . . . .	<input checked="" type="checkbox"/>	<input checked="" type="checkbox"/>	<input checked="" type="checkbox"/>	<input checked="" type="checkbox"/>	<input checked="" type="checkbox"/>	<input checked="" type="checkbox"/>

**73. As a result of reporting the situation, did you . . . Mark "Yes," "No," or "Don't know" for each item.**

	Yes	No	Don't know
a. Experience any professional retaliation (e.g., loss of privileges, denied promotion/training, transferred to less favorable job)? . . . . .	<input checked="" type="checkbox"/>	<input checked="" type="checkbox"/>	<input checked="" type="checkbox"/>
b. Experience any social retaliation (e.g., ignored by coworkers, being blamed for the situation)? . . . . .	<input checked="" type="checkbox"/>	<input checked="" type="checkbox"/>	<input checked="" type="checkbox"/>
c. Get placed on a medical hold? . . . . .	<input checked="" type="checkbox"/>	<input checked="" type="checkbox"/>	<input checked="" type="checkbox"/>
d. Get placed on a legal hold? . . . . .	<input checked="" type="checkbox"/>	<input checked="" type="checkbox"/>	<input checked="" type="checkbox"/>
e. Get an involuntary transfer to a different assignment? . . . . .	<input checked="" type="checkbox"/>	<input checked="" type="checkbox"/>	<input checked="" type="checkbox"/>
f. Get a requested transfer to a different assignment? . . . . .	<input checked="" type="checkbox"/>	<input checked="" type="checkbox"/>	<input checked="" type="checkbox"/>
g. Feel you were overprotected (e.g., smothered or treated like a child)? . . . . .	<input checked="" type="checkbox"/>	<input checked="" type="checkbox"/>	<input checked="" type="checkbox"/>

**T 74. When you reported the situation were you offered . . . Mark "Yes" or "No" for each.**

	Yes	No
a. Sexual assault advocacy services (e.g., referrals or offers to accompany/transport you to appointments)?	<input checked="" type="checkbox"/>	<input checked="" type="checkbox"/>
b. Counseling services?	<input checked="" type="checkbox"/>	<input checked="" type="checkbox"/>
c. Medical or forensic services?	<input checked="" type="checkbox"/>	<input checked="" type="checkbox"/>
d. Legal services?	<input checked="" type="checkbox"/>	<input checked="" type="checkbox"/>

**75. How soon after the situation occurred did you report (restricted or unrestricted) your experience to any authority or organization? Mark one.**

- Within 24 hours
- Within 2-3 days
- Within 4-14 days
- Within 15-30 days
- Within 2 months to less than 1 year
- Within 1 to 3 years of the situation
- Over 3 years after the situation

**If you made a restricted or unrestricted report of the situation to an authority or organization, GO TO QUESTION 77.**

**76. What were your reasons for not reporting the situation to any of the installation/Service/DoD individuals or organizations? Mark "Yes" or "No" for each statement.**

	Yes	No
a. You thought it was not important enough to report	<input checked="" type="checkbox"/>	<input checked="" type="checkbox"/>
b. You did not know how to report	<input checked="" type="checkbox"/>	<input checked="" type="checkbox"/>
c. You felt uncomfortable making a report	<input checked="" type="checkbox"/>	<input checked="" type="checkbox"/>
d. You did not think anything would be done	<input checked="" type="checkbox"/>	<input checked="" type="checkbox"/>
e. You thought you would not be believed	<input checked="" type="checkbox"/>	<input checked="" type="checkbox"/>
f. You thought reporting would take too much time and effort	<input checked="" type="checkbox"/>	<input checked="" type="checkbox"/>
g. You were afraid of retaliation/reprisals from the person(s) who did it or from their friends.	<input checked="" type="checkbox"/>	<input checked="" type="checkbox"/>
h. You thought your performance evaluation or chance for promotion would suffer	<input checked="" type="checkbox"/>	<input checked="" type="checkbox"/>
i. You thought you would be labeled a troublemaker	<input checked="" type="checkbox"/>	<input checked="" type="checkbox"/>
j. You did not want anyone to know	<input checked="" type="checkbox"/>	<input checked="" type="checkbox"/>
k. You feared you or others would be punished for infractions/violations, such as underage drinking or fraternization	<input checked="" type="checkbox"/>	<input checked="" type="checkbox"/>
l. Other (Please specify)	<input checked="" type="checkbox"/>	<input checked="" type="checkbox"/>

**PERSONNEL POLICY AND PRACTICES**

**77. Please give your opinion about whether the persons below make honest and reasonable efforts to stop sexual harassment, regardless of what is said officially. Mark "Yes," "No," or "Don't know" for each.**

	Yes	No	Don't know
a. Senior leadership of your Service	<input checked="" type="checkbox"/>	<input checked="" type="checkbox"/>	<input checked="" type="checkbox"/>
b. Senior leadership of your installation/ship	<input checked="" type="checkbox"/>	<input checked="" type="checkbox"/>	<input checked="" type="checkbox"/>
c. Your immediate supervisor	<input checked="" type="checkbox"/>	<input checked="" type="checkbox"/>	<input checked="" type="checkbox"/>

**78. In your work group, to what extent . . . Mark one answer in each row.**

	Very large extent	Large extent	Moderate extent	Small extent	Not at all
a. Would members of your work group feel free to report <u>sexual harassment</u> without fear of reprisals?	<input checked="" type="checkbox"/>	<input checked="" type="checkbox"/>	<input checked="" type="checkbox"/>	<input checked="" type="checkbox"/>	<input checked="" type="checkbox"/>
b. Would members of your work group feel free to report <u>sexual assault</u> without fear of reprisals?	<input checked="" type="checkbox"/>	<input checked="" type="checkbox"/>	<input checked="" type="checkbox"/>	<input checked="" type="checkbox"/>	<input checked="" type="checkbox"/>
c. Would complaints about <u>sexual harassment</u> be taken seriously no matter who files them?	<input checked="" type="checkbox"/>	<input checked="" type="checkbox"/>	<input checked="" type="checkbox"/>	<input checked="" type="checkbox"/>	<input checked="" type="checkbox"/>
d. Would people be able to get away with <u>sexual harassment</u> if it was reported?	<input checked="" type="checkbox"/>	<input checked="" type="checkbox"/>	<input checked="" type="checkbox"/>	<input checked="" type="checkbox"/>	<input checked="" type="checkbox"/>
e. Would people be able to get away with <u>sexual assault</u> if it was reported?	<input checked="" type="checkbox"/>	<input checked="" type="checkbox"/>	<input checked="" type="checkbox"/>	<input checked="" type="checkbox"/>	<input checked="" type="checkbox"/>

**79. At your installation/ship, to what extent . . . Mark one answer in each row.**

	Very large extent	Large extent	Moderate extent	Small extent	Not at all
a. Are policies forbidding <u>sexual harassment</u> publicized?	<input checked="" type="checkbox"/>	<input checked="" type="checkbox"/>	<input checked="" type="checkbox"/>	<input checked="" type="checkbox"/>	<input checked="" type="checkbox"/>
b. Are complaint procedures related to <u>sexual harassment</u> publicized?	<input checked="" type="checkbox"/>	<input checked="" type="checkbox"/>	<input checked="" type="checkbox"/>	<input checked="" type="checkbox"/>	<input checked="" type="checkbox"/>
c. Are reports of <u>sexual harassment</u> taken seriously?	<input checked="" type="checkbox"/>	<input checked="" type="checkbox"/>	<input checked="" type="checkbox"/>	<input checked="" type="checkbox"/>	<input checked="" type="checkbox"/>
d. Are <u>sexual assault</u> reporting procedures publicized?	<input checked="" type="checkbox"/>	<input checked="" type="checkbox"/>	<input checked="" type="checkbox"/>	<input checked="" type="checkbox"/>	<input checked="" type="checkbox"/>
e. Are reports of <u>sexual assault</u> taken seriously?	<input checked="" type="checkbox"/>	<input checked="" type="checkbox"/>	<input checked="" type="checkbox"/>	<input checked="" type="checkbox"/>	<input checked="" type="checkbox"/>

**SEXUAL HARASSMENT TRAINING**

80. Have you had any military training during the past 12 months on topics related to *sexual harassment*?

- Yes
- No ⇒ GO TO QUESTION 84

81. In the past 12 months, how many times have you had military training on topics related to *sexual harassment*? To indicate nine or more, enter "9".

Times

82. My Service's *sexual harassment* training . . . Mark one answer in each row.

	Strongly disagree	Disagree	Neither agree nor disagree	Agree	Strongly agree
a. Provides a good understanding of what words and actions are considered sexual harassment. . . . .	<input checked="" type="checkbox"/>	<input checked="" type="checkbox"/>	<input checked="" type="checkbox"/>	<input checked="" type="checkbox"/>	<input checked="" type="checkbox"/>
b. Teaches that sexual harassment reduces the cohesion and effectiveness of my Service as a whole. . . . .	<input checked="" type="checkbox"/>	<input checked="" type="checkbox"/>	<input checked="" type="checkbox"/>	<input checked="" type="checkbox"/>	<input checked="" type="checkbox"/>
c. Identifies behaviors that are offensive to others and should not be tolerated. . . . .	<input checked="" type="checkbox"/>	<input checked="" type="checkbox"/>	<input checked="" type="checkbox"/>	<input checked="" type="checkbox"/>	<input checked="" type="checkbox"/>
d. Gives useful tools for dealing with sexual harassment. . . . .	<input checked="" type="checkbox"/>	<input checked="" type="checkbox"/>	<input checked="" type="checkbox"/>	<input checked="" type="checkbox"/>	<input checked="" type="checkbox"/>
e. Explains the process for reporting sexual harassment. . . . .	<input checked="" type="checkbox"/>	<input checked="" type="checkbox"/>	<input checked="" type="checkbox"/>	<input checked="" type="checkbox"/>	<input checked="" type="checkbox"/>
f. Makes me feel it is safe to complain about unwanted sex-related attention. . . . .	<input checked="" type="checkbox"/>	<input checked="" type="checkbox"/>	<input checked="" type="checkbox"/>	<input checked="" type="checkbox"/>	<input checked="" type="checkbox"/>
g. Provides information about policies, procedures, and consequences of sexual harassment. . . . .	<input checked="" type="checkbox"/>	<input checked="" type="checkbox"/>	<input checked="" type="checkbox"/>	<input checked="" type="checkbox"/>	<input checked="" type="checkbox"/>

83. In your opinion, how effective was the training you received in actually reducing/preventing behaviors that might be seen as *sexual harassment*?

- Very effective
- Slightly effective
- Moderately effective
- Not at all effective

**SEXUAL ASSAULT TRAINING**

84. Have you had any military training during the past 12 months on topics related to *sexual assault*?

- Yes
- No ⇒ GO TO QUESTION 88

85. In the past 12 months, how many times have you had military training on topics related to *sexual assault*? To indicate nine or more, enter "9".

Times

86. My Service's *sexual assault* training . . . Mark one answer in each row.

	Strongly disagree	Disagree	Neither agree nor disagree	Agree	Strongly agree
a. Provides a good understanding of what actions are considered sexual assault. . . . .	<input checked="" type="checkbox"/>	<input checked="" type="checkbox"/>	<input checked="" type="checkbox"/>	<input checked="" type="checkbox"/>	<input checked="" type="checkbox"/>
b. Teaches how to avoid situations that might increase the risk of sexual assault. . . . .	<input checked="" type="checkbox"/>	<input checked="" type="checkbox"/>	<input checked="" type="checkbox"/>	<input checked="" type="checkbox"/>	<input checked="" type="checkbox"/>
c. Teaches how to obtain medical care following a sexual assault. . . . .	<input checked="" type="checkbox"/>	<input checked="" type="checkbox"/>	<input checked="" type="checkbox"/>	<input checked="" type="checkbox"/>	<input checked="" type="checkbox"/>
d. Explains the role of the chain-of-command in handling sexual assaults. . . . .	<input checked="" type="checkbox"/>	<input checked="" type="checkbox"/>	<input checked="" type="checkbox"/>	<input checked="" type="checkbox"/>	<input checked="" type="checkbox"/>
e. Explains the reporting options available if a sexual assault occurs. . . . .	<input checked="" type="checkbox"/>	<input checked="" type="checkbox"/>	<input checked="" type="checkbox"/>	<input checked="" type="checkbox"/>	<input checked="" type="checkbox"/>
f. Identifies the points of contact for reporting sexual assault (e.g., SARC, Victim Advocate). . . . .	<input checked="" type="checkbox"/>	<input checked="" type="checkbox"/>	<input checked="" type="checkbox"/>	<input checked="" type="checkbox"/>	<input checked="" type="checkbox"/>
g. Explains how sexual assault is a mission readiness problem. . . . .	<input checked="" type="checkbox"/>	<input checked="" type="checkbox"/>	<input checked="" type="checkbox"/>	<input checked="" type="checkbox"/>	<input checked="" type="checkbox"/>

87. In your opinion, how effective was the training you received in . . . Mark one answer in each row.

	Not at all effective	Slightly effective	Moderately effective	Very effective
a. Actually reducing/preventing sexual assault or behaviors related to sexual assault? . . . . .	<input checked="" type="checkbox"/>	<input checked="" type="checkbox"/>	<input checked="" type="checkbox"/>	<input checked="" type="checkbox"/>
b. Explaining the difference between restricted and unrestricted reporting of sexual assault? . . . . .	<input checked="" type="checkbox"/>	<input checked="" type="checkbox"/>	<input checked="" type="checkbox"/>	<input checked="" type="checkbox"/>

88. At your installation/ship, is there a . . . Mark one answer in each row.

	Don't know	No	Yes
a. Specific office with the authority to investigate sexual harassment? . . . . .	<input checked="" type="checkbox"/>	<input checked="" type="checkbox"/>	<input checked="" type="checkbox"/>
b. Sexual Assault Response Coordinator (SARC) to help those who experience sexual assault? . . . . .	<input checked="" type="checkbox"/>	<input checked="" type="checkbox"/>	<input checked="" type="checkbox"/>
c. Sexual Assault Victim Advocate to help those who experience sexual assault? . . . . .	<input checked="" type="checkbox"/>	<input checked="" type="checkbox"/>	<input checked="" type="checkbox"/>

T

**PRIOR EXPERIENCES**

89. Prior to your entry into the military, were you ever . . . **Mark "Yes" or "No" for each item.**

	Yes	No
a. Sexually harassed? . . . . .	<input type="checkbox"/>	<input type="checkbox"/>
b. Sexually assaulted? . . . . .	<input type="checkbox"/>	<input type="checkbox"/>

**HOW ARE WE DOING?**

90. In your opinion, has **sexual harassment** in our **nation** become more or less of a problem over the last 4 years?

- Less of a problem today
- About the same as 4 years ago
- More of a problem today

91. In your opinion, has **sexual assault** in our **nation** become more or less of a problem over the last 4 years?

- Less of a problem today
- About the same as 4 years ago
- More of a problem today

92. In your opinion, has **sexual harassment** in the **military** become more or less of a problem over the last 4 years?

- Don't know, you have been in the military less than 4 years
- Less of a problem today
- About the same as 4 years ago
- More of a problem today

93. In your opinion, has **sexual assault** in the **military** become more or less of a problem over the last 4 years?

- Don't know, you have been in the military less than 4 years
- Less of a problem today
- About the same as 4 years ago
- More of a problem today

94. In your opinion, how often does **sexual harassment** occur in the military now, as compared with a few years ago?

- Don't know, you have been in the military less than 4 years
- Much less often
- Less often
- About the same
- More often
- Much more often

95. In your opinion, how often does **sexual assault** occur in the military now, as compared with a few years ago?

- Don't know, you have been in the military less than 4 years
- Much less often
- Less often
- About the same
- More often
- Much more often

**TAKING THE SURVEY**

96. If you have comments or concerns that you were not able to express in answering this survey, please enter them in the space provided. Please do not use identifying names or information. Your feedback is useful and appreciated.

---

---

---

---

---

---

---

---

---

---

---

---

---

---

---

---

---

---

---

---

---

---

---

---

L

