

TRANSLATION OF TOXICITY DATA INTO CW AGENT TOXICITY ESTIMATES

Douglas R. Sommerville, PE
U.S. Army Edgewood Chemical Biological Center
5183 Blackhawk Road
Aberdeen Proving Ground, MD 21010-5424

ABSTRACT

The focus of the Joint Service Low Level Toxicology (non-Medical) Program has been on developing data and valid methodology for predicting dose response effects to low level CWA concentrations/doses over long durations. Consistent and defensible data generated by this program will significantly reduce the error currently embedded in estimates of "toxicity". This will, in turn, provide a consistent and uniform basis for extrapolating information on health effects and potential short or long term performance decrements from exposure times and concentrations relevant to military operations. These data are essential in creating requirements criteria for detector design, personal protective gear, and decontamination levels. At present, it is now possible to provisionally extend human CW agent toxicity estimates to longer exposure durations. Toxicity estimates for exposure durations ranging from 2 to 360 minutes have been derived for six agents (GA, GB, GD, GF, VX and HD) for inhalation/ocular vapor exposures (and some limited percutaneous vapor estimates). These provisional estimates represent an extension of the exposure durations addressed by the current human estimates from Grotte-Yang (2001).

Report Documentation Page

*Form Approved
OMB No. 0704-0188*

Public reporting burden for the collection of information is estimated to average 1 hour per response, including the time for reviewing instructions, searching existing data sources, gathering and maintaining the data needed, and completing and reviewing the collection of information. Send comments regarding this burden estimate or any other aspect of this collection of information, including suggestions for reducing this burden, to Washington Headquarters Services, Directorate for Information Operations and Reports, 1215 Jefferson Davis Highway, Suite 1204, Arlington VA 22202-4302. Respondents should be aware that notwithstanding any other provision of law, no person shall be subject to a penalty for failing to comply with a collection of information if it does not display a currently valid OMB control number.

| | | | |
|---|------------------------------------|---|--|
| 1. REPORT DATE 01 JUL 2003 | 2. REPORT TYPE N/A | 3. DATES COVERED - | |
| 4. TITLE AND SUBTITLE Translation Of Toxicity Data Into Cw Agent Toxicity Estimates | | 5a. CONTRACT NUMBER | |
| | | 5b. GRANT NUMBER | |
| | | 5c. PROGRAM ELEMENT NUMBER | |
| 6. AUTHOR(S) | | 5d. PROJECT NUMBER | |
| | | 5e. TASK NUMBER | |
| | | 5f. WORK UNIT NUMBER | |
| 7. PERFORMING ORGANIZATION NAME(S) AND ADDRESS(ES) U.S. Army Edgewood Chemical Biological Center 5183 Blackhawk Road Aberdeen Proving Ground, MD 21010-5424 | | 8. PERFORMING ORGANIZATION REPORT NUMBER | |
| 9. SPONSORING/MONITORING AGENCY NAME(S) AND ADDRESS(ES) | | 10. SPONSOR/MONITOR'S ACRONYM(S) | |
| | | 11. SPONSOR/MONITOR'S REPORT NUMBER(S) | |
| 12. DISTRIBUTION/AVAILABILITY STATEMENT Approved for public release, distribution unlimited | | | |
| 13. SUPPLEMENTARY NOTES See also ADM001523., The original document contains color images. | | | |
| 14. ABSTRACT | | | |
| 15. SUBJECT TERMS | | | |
| 16. SECURITY CLASSIFICATION OF: | | | 17. LIMITATION OF ABSTRACT UU |
| a. REPORT unclassified | b. ABSTRACT unclassified | c. THIS PAGE unclassified | |
| 19a. NAME OF RESPONSIBLE PERSON | | | |

UNCLASSIFIED/UNLIMITED



DISTRIBUTION STATEMENT: Distribution is Unlimited--Available for Public Release (PAO # 03-16, 4 October 2002, US Army ECBC, ATTN: AMSSB-RRT-IM, Aberdeen Proving Ground, MD. 21010-5424)

DISCLAIMER: The findings presented in this briefing are not to be construed as an official Department of the Army position unless so designated by other authorizing documents.

Translation of Toxicity Data into CW Agent Toxicity Estimates

2002 Joint Service Scientific Conference on CB Defense Research
Hunt Valley, MD
20 November 2002

Douglas R. Sommerville, PE
Research and Technology Directorate

U.S. Army Soldier and Biological Chemical Command

Edgewood Chemical Biological Center
5183 Blackhawk Road, ATTN: AMSSB-RRT-IM, Bldg. E3331
Aberdeen Proving Ground, Maryland, USA 21010-5424

Email: Douglas.Sommerville@sbccom.apgea.army.mil
Phone: (410) 436-4253
FAX: (410) 436-2742

UNCLASSIFIED/UNLIMITED

UNCLASSIFIED/UNLIMITED



Major Contributors—CW Agent Toxicity Estimate Derivation

Edgewood Chemical Biological Center

In alphabetical order (all from ECBC R&T Directorate)
for Version 1.0:

Mr. Ronald B. Crosier
Dr. Robert J. Mioduszewski
Dr. Sharon A. Reutter
Mr. Douglas R. Sommerville, PE
Dr. Sandra A. Thomson

Prepared by Douglas R. Sommerville, PE
US Army ECBC, APG, MD

UNCLASSIFIED/UNLIMITED



List of CW Agents Addressed in this Briefing

Edgewood Chemical Biological Center

- **GA (tabun)**
 - Ethyl N,N-dimethylphosphoramidocyanidate
- **GB (sarin)**
 - Isopropyl methylphosphonofluoridate
- **GD (soman)**
 - Pinacolyl methyl phosphonofluoridate
- **GF (cyclosarin)**
 - Cyclohexyl methylphosphonofluoridate
- **VX**
 - O-ethyl-S-(2-isopropylaminoethyl)methyl phosphonothiolate
- **HD (distilled mustard)**
 - Bis-(2-chloroethyl) sulfide

3



Main CW Agent References Used

Edgewood Chemical Biological Center

Grotte-Yang (2001)

Current ECBC Low-Level Toxicology Program

- GB Rat Lethality (Mioduszewski, et al (2001))
- GB Rat Miosis (Mioduszewski, et al (2002))
- GF Rat Lethality (Anthony, et al (2002))
- GF Rat Miosis (Whalley, et al (to be published))
- GB Swine Lethality and Miosis (in progress)

Historical CW Toxicology Database



Definition of Terms

UNCLASSIFIED/UNLIMITED

Edgewood Chemical Biological Center

- **C** Vapor concentration (mg/m³)
- **T** Exposure duration (min)
- **CT** Concentration x Time (mg-min/m³)--a term of dosage
- **LC_{XX}** Lethal Concentration to XX% of exposed individuals
- **EC_{YY}** Effective Concentration to cause some defined effect in YY% of exposed individuals
 - ◆ YY% also includes individuals having effects greater in severity than the defining effect of the EC_{YY}
- **LCT_{XX}** Lethal CT to XX% of exposed individuals
- **ECT_{YY}** Effective CT to YY% to cause some defined effect in YY% of exposed individuals
 - ◆ YY% also includes individuals having effects greater in severity than the defining effect of the ECT_{YY}
- **Cⁿ T = k** Toxic load equation

5

Prepared by Douglas R. Somerville, PE
US Army ECBC, APG, MD

UNCLASSIFIED/UNLIMITED



Definition of Terms (Cont.)

UNCLASSIFIED/UNLIMITED

Edgewood Chemical Biological Center

- n** Toxic load exponent
- k** Toxic load constant
- k_C** Probit slope with respect to concentration
- k_T** Probit slope with respect to exposure time
- k_o** Fitted constant coefficient from probit analysis
- Z** Normit
- IH** Whole body exposure to vapor with inhalation being the primary route of exposure
- PC** Percutaneous (skin) exposure to vapor or liquid agent
- OC** Ocular exposure
 - Ocular effects: either pupil shrinkage (miosis) from nerve agents or irritation from HD
- MV** Minute-Volume (liters/minute)--tidal volume of air multiplied by respiratory rate

Prepared by Douglas R. Somerville, PE
US Army ECBC, APG, MD

UNCLASSIFIED/UNLIMITED



Estimation of LC_{50} and Probit Slope from Lethality Data

Edgewood Chemical Biological Center

- **Probit Analysis (Landmark Work--Finney (1947))**

- Regress normit, Z, as function of one or more factors
 - Assumption made that response (% affected) follows normal distribution
 - Response linearized by transforming % affected into corresponding normit value

| | | | | | | | |
|------------|-------|-------|-------|-------|-------|-------|------|
| % Response | 0.1 | 1.0 | 2.3 | 5.0 | 10.0 | 15.9 | 50.0 |
| Z | -3.00 | -2.33 | -2.00 | -1.64 | -1.28 | -1.00 | 0.00 |
| % Response | 99.9 | 99.0 | 97.7 | 95.0 | 90.0 | 84.1 | |
| Z | 3.00 | 2.33 | 2.00 | 1.64 | 1.28 | 1.00 | |

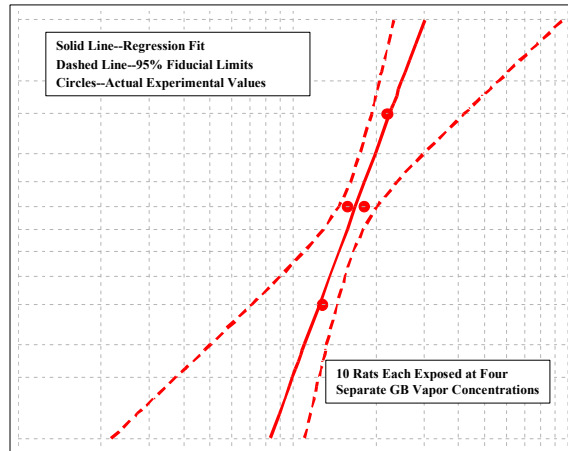
- How the linearized response (Z) varies as a function of the dosage can now be estimated via a least-square fit (or linear regression) of the experimental quantal data
- Base 10 logarithms for probit analysis is convention adopted for toxicological assessments

7



Example of Probit Analysis (MINITAB® Printout)

Edgewood Chemical Biological Center



Estimation of LC₅₀ and Probit Slope from Lethality Data (Cont)

Edgewood Chemical Biological Center



- **Probit Analysis (cont)**

- **One factor--traditional probit analysis**

- [1] $Z = k_0 + k_C \{\log(C)\}$

- $\log(C_{50}) = -k_0 / k_C$

- $\log(C_{10}) = (-1 - k_0) / k_C$

- **Two or More Factors (Multifactor Probit Analysis)**

- [2] $Z = k_0 + k_C \{\log(C)\} + k_T \{\log(T)\} + k_i \{X_i\} + \dots$

- k_i -- Probit slopes with respect to individual factors

- Toxic load exponent is the ratio of probit slope (C) to probit slope (T)

- ◆ $n = (k_C / k_T)$

9

Prepared by Douglas R. Summerville, PE
US Army KBCB, APG, MD

UNCLASSIFIED/UNLIMITED

Dependence of Toxic Effect on Exposure Time

Edgewood Chemical Biological Center



Inhalation (IH) dosage defined by vapor concentration (C) multiplied by exposure time (T)

CT_{XX} -- Lethal or Effective Concentration-Time to XX% exposed

Dependence of XX% on C and T determined experimentally via probit analysis

[1] and [2] from previous slide

Exposure time dependence of CT_{XX}

Haber's Law: $CT_{XX} = k_{XX}$, with k_{XX} being a constant

Toxic Load Model

$$[3] (C^n T)_{XX} = k_{XX} \quad \text{or} \quad CT_{XX} = k_{XX}^{(1/n)} * T^{(n-1)/n}$$

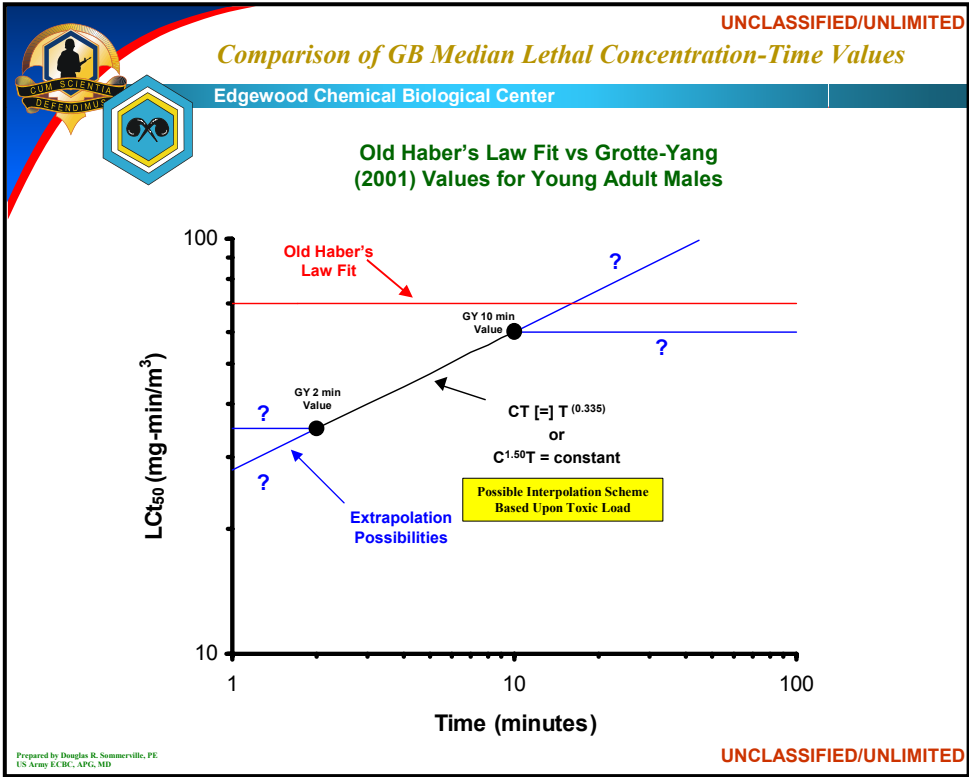
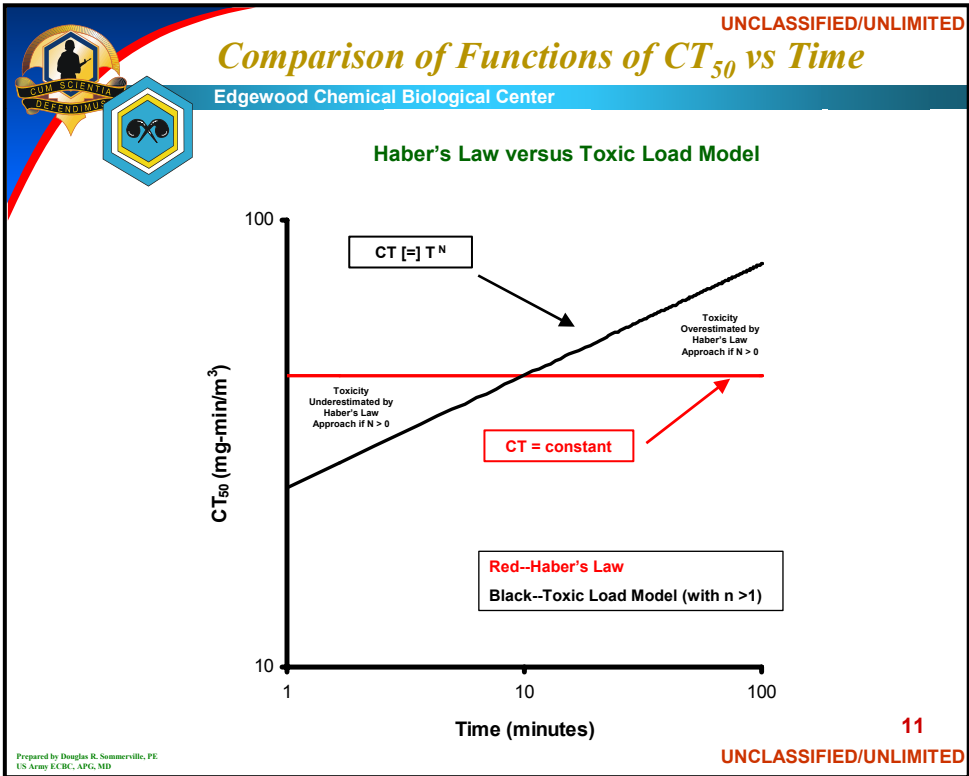
Using notation of [1] and [2]

$$[4] (C^n T)_{XX} = \text{antilog}\{(-k_0) n / k_C\} * \text{antilog}\{n Z / k_C\}$$

$$\text{or } (C^n T)_{XX} = k_{50} * \text{antilog}\{n Z / k_C\}$$

Prepared by Douglas R. Summerville, PE
US Army KBCB, APG, MD

UNCLASSIFIED/UNLIMITED





Current CW Agent Toxicity Estimates

Edgewood Chemical Biological Center

- **Grotte-Yang (2001)**
 - Major assumptions
 - Acute effects (as opposed to chronic effects)
 - 70 kg, young healthy adult males
 - Agents addressed: GA (tabun), GB (sarin), GD (soman), GF (cyclosarin), VX and HD (mustard)
 - Routes of exposure addressed: IH, liquid and vapor PC, and OC

13

Prepared by Douglas R. Somerville, PE
US Army ECBC, APG, MD

UNCLASSIFIED/UNLIMITED



Major Caveat--Official Disclaimer

Edgewood Chemical Biological Center

Starting point for the development of toxicity estimates in this briefing is Grotte-Yang (2001)

As needed, the Grotte-Yang values have been modified to acknowledge recent developments in CW agent toxicity research

Major additions/changes to Grotte-Yang reflected in this briefing

Extending IH, PC vapor and OC (miosis or irritation) estimates beyond 2-10 minute exposures

Modification of OC (miosis or irritation) values for exposures less than 10 minutes

Equating probit slopes for lethality and severe effects for the G-agents

No changes made to Grotte-Yang estimates for PC vapor lethality or severe effects

Prepared by Douglas R. Somerville, PE
US Army ECBC, APG, MD

UNCLASSIFIED/UNLIMITED



Major Caveats--Toxicity Time Dependence

Edgewood Chemical Biological Center

- Grotte-Yang (2001) estimates are for IH exposures of 2 to 10 minutes and vapor PC exposures of 30 to 50 minutes
- Extrapolation beyond 10 minutes
 - Toxic load equation used for extrapolation
 - For exposure times longer than 10 minutes, one is the default value for toxic load exponent (n).
 - Values of n greater than one are used when experimental data exists to justify such values

15

Prepared by Douglas R. Somerville, PE
US Army ECBC, APG, MD

UNCLASSIFIED/UNLIMITED



Major Caveats--Toxicity Time Dependence (Cont)

Edgewood Chemical Biological Center

Relationship between $\log CT_{xx}$ and $\log T$

Assumed to be linear: the toxic load exponent (n) is constant with respect to time

Extrapolation is easier assuming $\log CT_{xx}$ versus $\log T$ is linear

Recent ECBC lethality and miosis data (GB & GF in rats) show upward curvature at longer exposure times

However, it is not known how universal such curvature will be in other mammalian species--CW agents combinations

Assuming $\log CT_{xx}$ versus $\log T$ is linear will overestimate toxicity at the longer exposure durations should upward curvature truly exist

Prepared by Douglas R. Somerville, PE
US Army ECBC, APG, MD

UNCLASSIFIED/UNLIMITED



Major Caveats--Population Basis

Edgewood Chemical Biological Center

- **Human toxicity estimates in this briefing are only for use with CW agent exposure scenarios involving healthy adult males**
 - Evidence exists that in some mammalian species (ex. rodents) that a significant gender difference exists
 - No documented experimental (non-lethal) CW agent data available involving human females
 - Existing mammalian toxicity data comprised mainly of healthy, young adults
- **To obtain toxicity estimates for the general population**
 - Crosier-Sommerville (2002) gives method to convert estimates of a subpopulation (young, adult males) into those appropriate for the general population
 - General population estimates are not provided in this presentation¹⁷

Prepared by Douglas R. Sommerville, PE
US Army ECBC, APG, MD

UNCLASSIFIED/UNLIMITED



Major Caveats--Population Basis (Cont.)

Edgewood Chemical Biological Center

For nerve agents, cases of lethality can be expected out of a pool of individuals suffering severe effects

Example: if 16 out of 100 exposed individuals experience severe effects, one to three of the 16 are likely fatalities

Put another way: an EC_{16} (severe) is roughly equivalent to an LC_{01} to LC_{02}

An EC_{50} (severe) is roughly equivalent to an LC_{10} or LC_{16}

On accompanying charts for nerve agents, an EC_{16} or ECT_{16} (severe) is plotted for comparison

Prepared by Douglas R. Sommerville, PE
US Army ECBC, APG, MD

UNCLASSIFIED/UNLIMITED



Major Caveats--Minute-Volume

Edgewood Chemical Biological Center

- For IH exposures, enclosed toxicity estimates assume that MV = 15 liters/min (corresponds to mild activity)
 - Toxicity needs to be adjusted for other MV values
 - At rest: MV = 10 liters/min
 - Moderate activity: MV = 40 liters/min
- Conversion of toxicity estimates for other MV values involves a linear relationship up to 50 liters/min
- Example:
 - If $LC_{50} = 100 \text{ mg/m}^3$ at MV = 15 liters/min, then at MV = 30 liters/min, $LC_{50} = (100 \text{ mg/m}^3) \times (15/30) = 50 \text{ mg/m}^3$
- For OC and PC vapor exposures, toxicity is independent of MV if respiratory protection being used

19

Prepared by Douglas R. Sommersville, PE
US Army ECBC, APG, MD

UNCLASSIFIED/UNLIMITED



Major Caveats--Others

Edgewood Chemical Biological Center

- Moderate air temperatures and humidity assumed unless otherwise stated
- Miosis was defined as pupil shrinkage and does not reflect presence or absence of a visual decrement
- Exposed individuals are wearing light clothing
 - For IH exposures, personnel have no respiratory, ocular or percutaneous protection (beyond the light clothing)
 - For PC vapor exposures, personnel have respiratory and ocular protection, but no percutaneous protection (beyond the light clothing)

Prepared by Douglas R. Sommersville, PE
US Army ECBC, APG, MD

UNCLASSIFIED/UNLIMITED



Major Caveats--Future Toxicity Research

Edgewood Chemical Biological Center

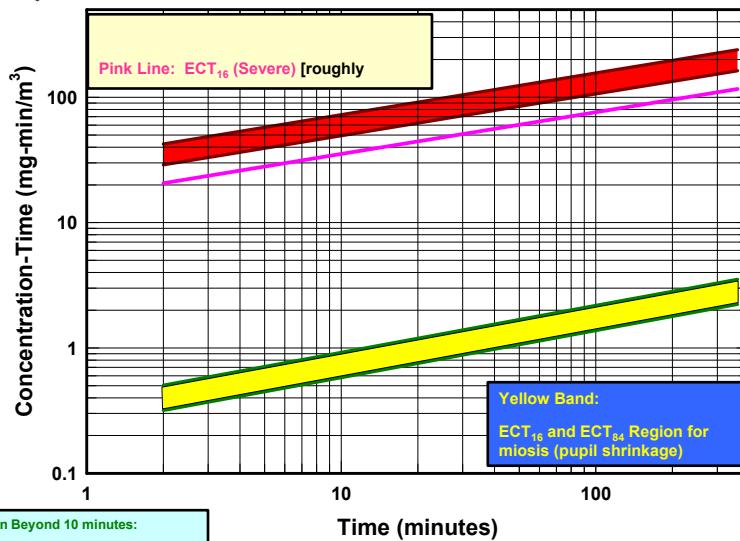
- All estimates presented in this briefing are subject to changes resulting from:
 - New experimental animal toxicity data that are collected as part of the ECBC Low-Level Toxicology Program
 - Re-evaluation of known historical CW agent toxicity data
 - Discovery and evaluation of unpublished CW agent toxicity data



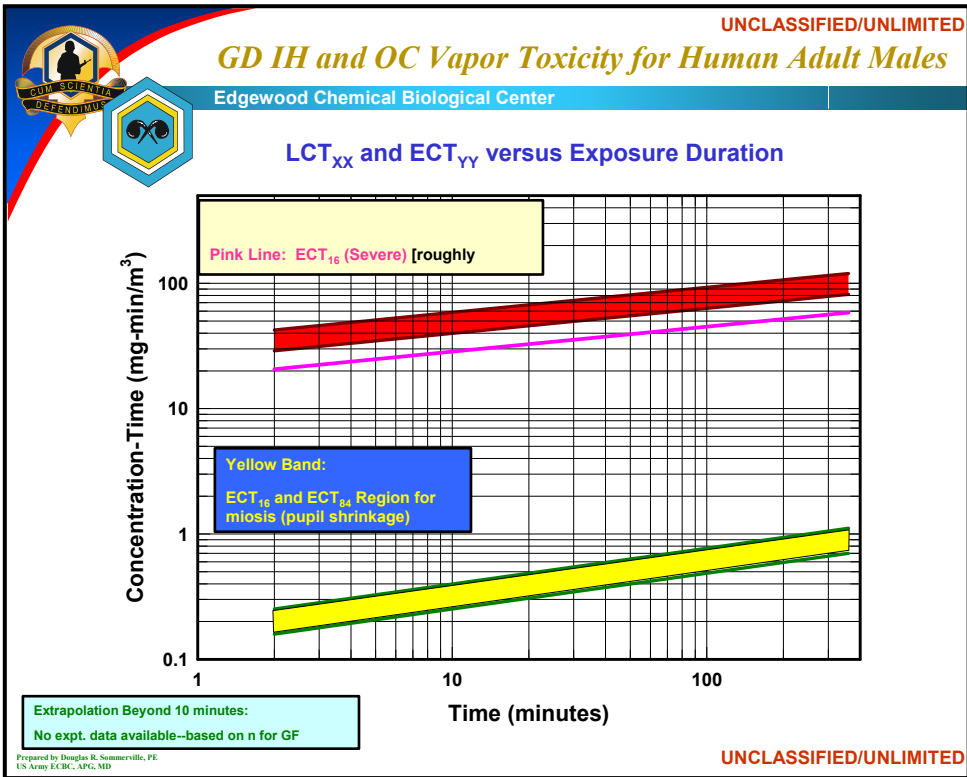
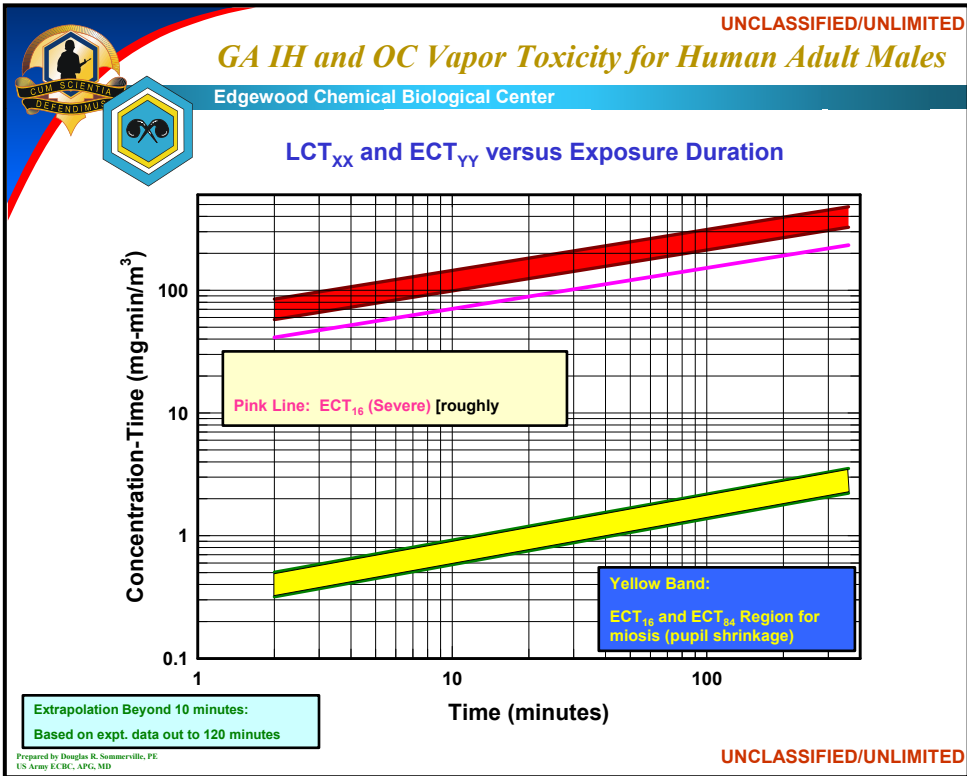
GB IH and OC Vapor Toxicity for Human Adult Males

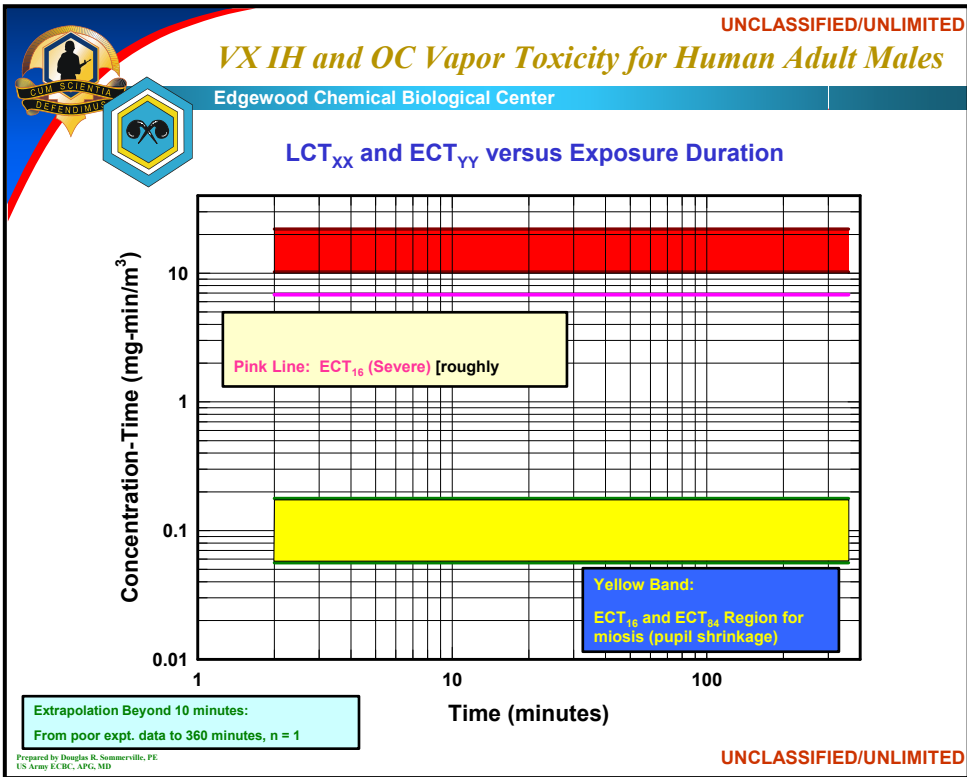
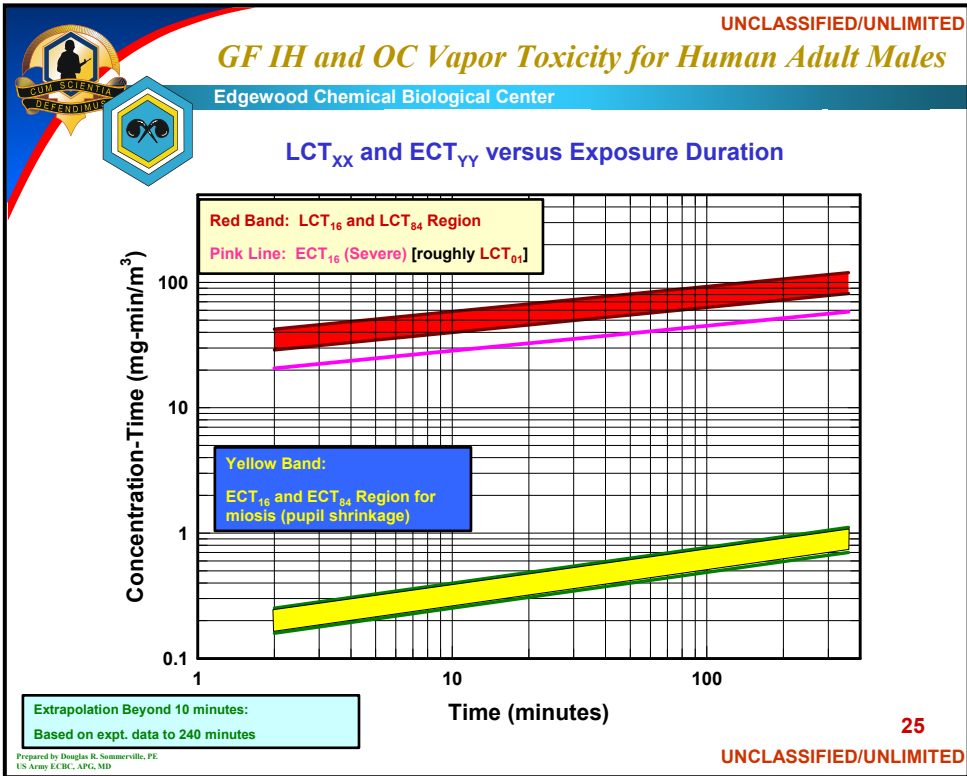
Edgewood Chemical Biological Center

LCT_{xx} and ECT_{yy} versus Exposure Duration



Extrapolation Beyond 10 minutes:
Based on expt. data out to 360 minutes



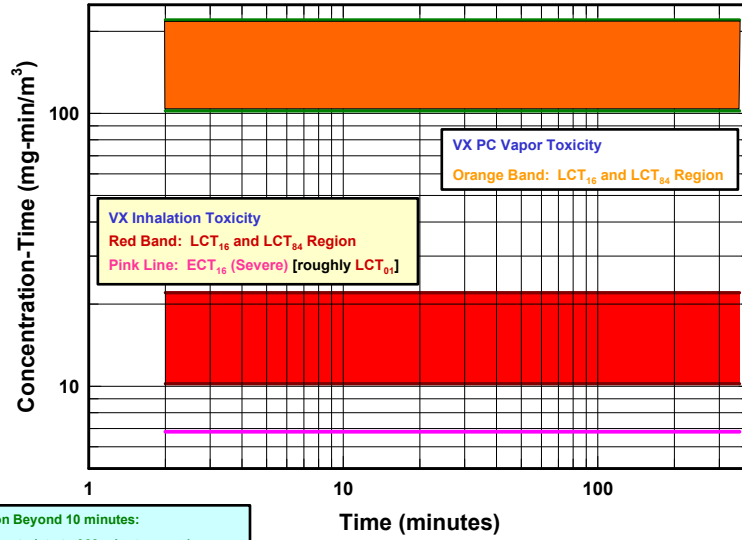




VX IH and PC Vapor Toxicity for Human Adult Males

Edgewood Chemical Biological Center

LCT_{xx} and ECT_{yy} versus Exposure Duration



Extrapolation Beyond 10 minutes:
From poor expt. data to 360 minutes, n = 1

Prepared by Douglas R. Sommersville, PE
US Army ECBC, APG, MD

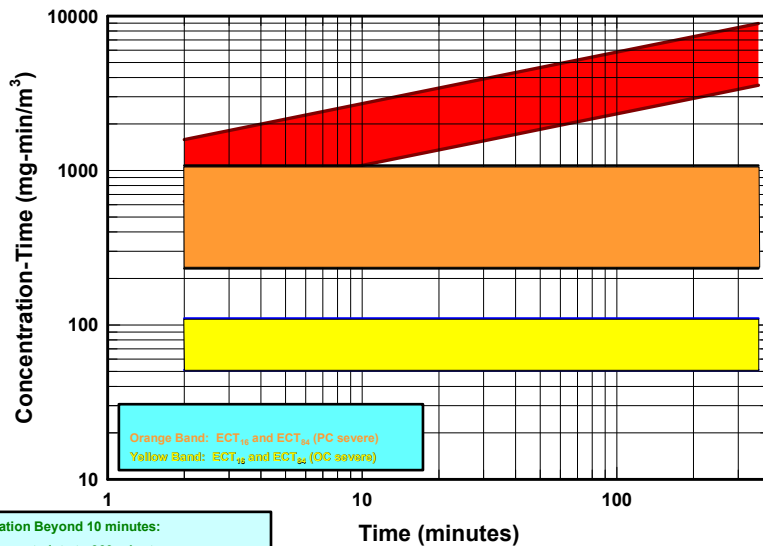
27



HD IH/PC/OC Vapor Toxicity for Human Adult Males

Edgewood Chemical Biological Center

LCT_{xx} and ECT_{yy} versus Exposure Duration



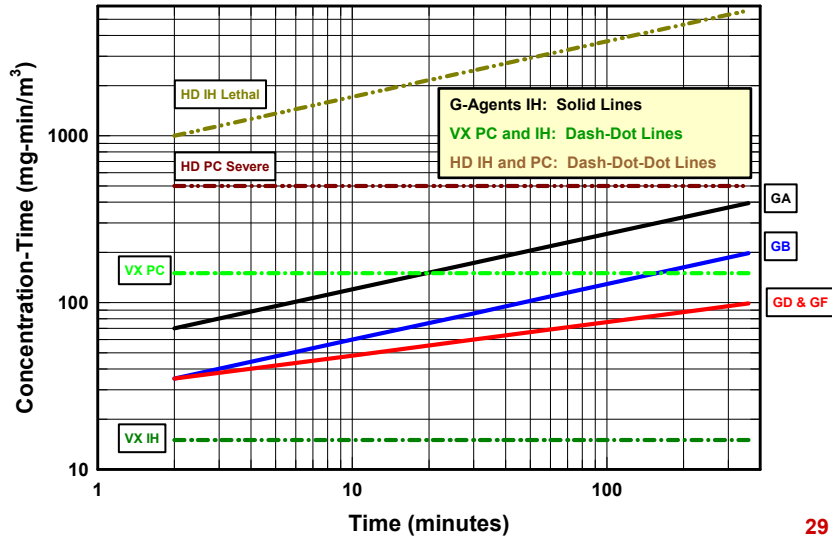
Extrapolation Beyond 10 minutes:
Based on expt. data to 360 minutes

Prepared by Douglas R. Sommersville, PE
US Army ECBC, APG, MD

Summary of IH Vapor Toxicity for Human Adult Males

Edgewood Chemical Biological Center

LCT₅₀ and HD PC ECT₅₀ versus Exposure Duration



Prepared by Douglas R. Somerville, PE
US Army ECBC, APG, MD

29

UNCLASSIFIED/UNLIMITED

UNCLASSIFIED/UNLIMITED

Summary

Edgewood Chemical Biological Center

Attached graphs represent ECBC's Toxicology Team's best estimate on how results from the current Low Level Toxicology Program should be used to augment the existing human CW agent toxicity values.

The estimates will be updated as new research unfolds and historical data is discovered/reanalyzed.

The point of contact for any questions concerning these estimates is the ECBC Toxicology Team.

The findings presented in this briefing are not to be construed as an official Department of the Army position unless so designated by other authorizing documents.

Prepared by Douglas R. Somerville, PE
US Army ECBC, APG, MD

UNCLASSIFIED/UNLIMITED