

UNCLASSIFIED



Transparent Armor Cost Benefit Study

**Lisa Prokurat Franks
RDECOM (TARDEC)**

and

**David Holm and Rick Barnak
TACOM Cost & Systems Analysis Directorate**

Distribution A. Approved for Public Release; distribution unlimited.

UNCLASSIFIED

Report Documentation Page

Form Approved
OMB No. 0704-0188

Public reporting burden for the collection of information is estimated to average 1 hour per response, including the time for reviewing instructions, searching existing data sources, gathering and maintaining the data needed, and completing and reviewing the collection of information. Send comments regarding this burden estimate or any other aspect of this collection of information, including suggestions for reducing this burden, to Washington Headquarters Services, Directorate for Information Operations and Reports, 1215 Jefferson Davis Highway, Suite 1204, Arlington VA 22202-4302. Respondents should be aware that notwithstanding any other provision of law, no person shall be subject to a penalty for failing to comply with a collection of information if it does not display a currently valid OMB control number.

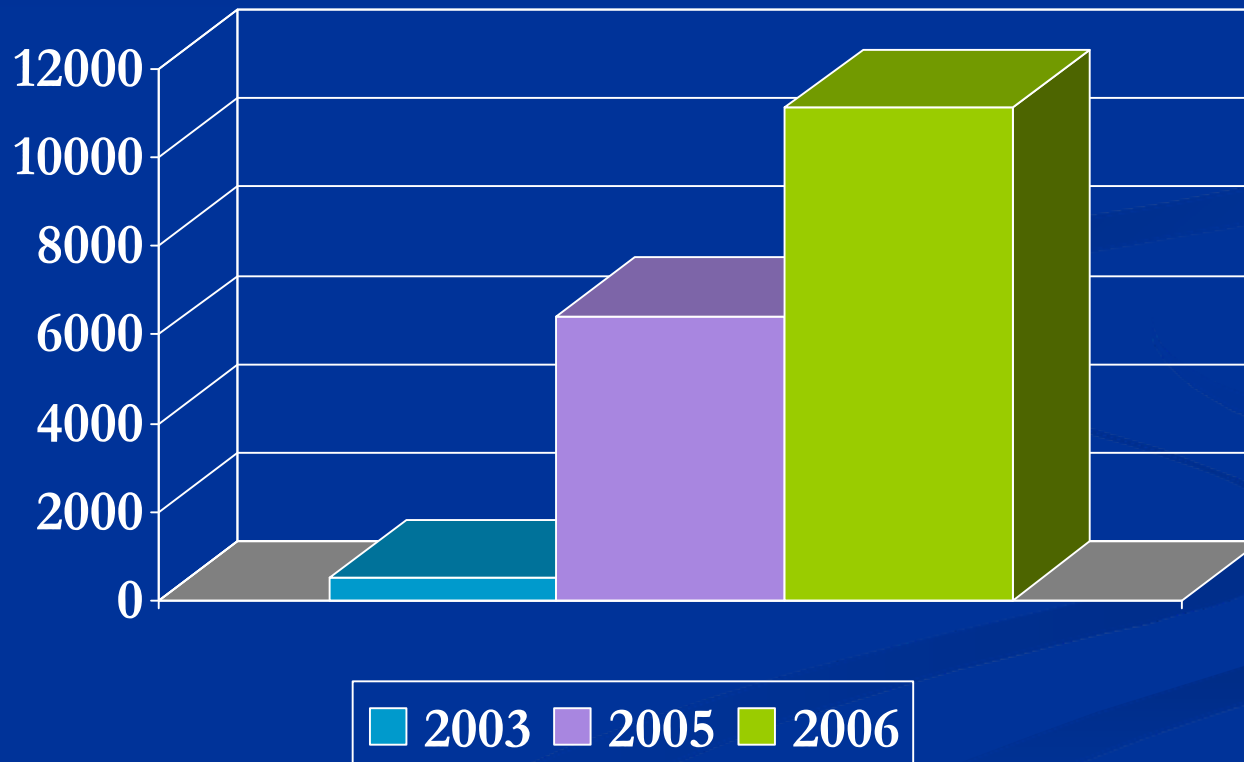
1. REPORT DATE 23 APR 2008	2. REPORT TYPE N/A	3. DATES COVERED -	
4. TITLE AND SUBTITLE Transparent Armor Cost Benefit Study		5a. CONTRACT NUMBER	
		5b. GRANT NUMBER	
		5c. PROGRAM ELEMENT NUMBER	
6. AUTHOR(S) Lisa Prokurat Franks; David Holm; Rick Barnak		5d. PROJECT NUMBER	
		5e. TASK NUMBER	
		5f. WORK UNIT NUMBER	
7. PERFORMING ORGANIZATION NAME(S) AND ADDRESS(ES) US Army RDECOM-TARDEC 6501 E 11 Mile Rd Warren, MI 48397-5000		8. PERFORMING ORGANIZATION REPORT NUMBER 18852	
9. SPONSORING/MONITORING AGENCY NAME(S) AND ADDRESS(ES)		10. SPONSOR/MONITOR'S ACRONYM(S) TACOM/TARDEC	
		11. SPONSOR/MONITOR'S REPORT NUMBER(S) 18852	
12. DISTRIBUTION/AVAILABILITY STATEMENT Approved for public release, distribution unlimited			
13. SUPPLEMENTARY NOTES Presented at the 2008 structures and Materials Intelligence Seminar (SMIS), 1-2 May at Mitre Corp., McLean, VA, The original document contains color images.			
14. ABSTRACT			
15. SUBJECT TERMS			
16. SECURITY CLASSIFICATION OF:			17. LIMITATION OF ABSTRACT SAR
a. REPORT unclassified	b. ABSTRACT unclassified	c. THIS PAGE unclassified	
19a. NAME OF RESPONSIBLE PERSON			

Agenda

- Background
- Current Demand Data
- Government Cost/Benefit Analysis
- Timeline

Equipping Our Soldiers in Iraq and Afghanistan

Up-Armored HMMWVs (M1114s)



Recent History

Early OIF



2004-2005 - GPK

Curb Wt: 10,300lbs
GVW: 12,100lbs



2006

“Iraqi Pope Glass”

Future Transparent Gun Shields

- Requirement: Upgrade GPKS with transparent armor for enhanced situational awareness while maintaining soldier cover within armor envelope.

Baseline



AHG GS & GPK



Field Modified GS & APK

Initial



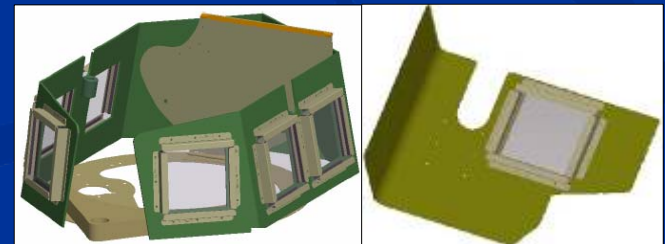
Upgraded Gunner Shield – Transparent Armored Gun Shield (TAGS)

Interim



Interim Solution – Marine Corps TAGS (MCTAGS)

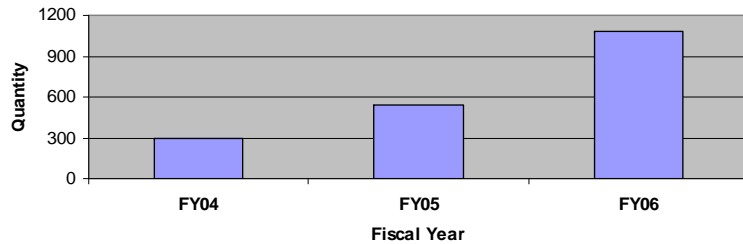
Objective



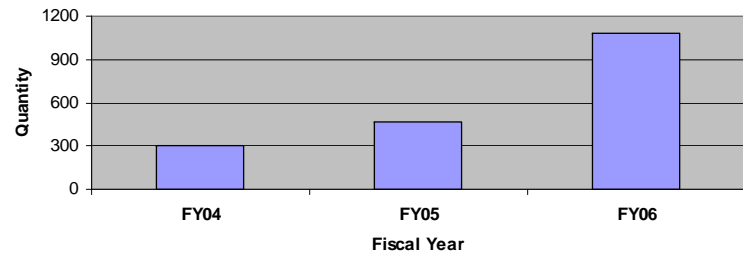
Future Solution – Modified Solution based upon theater recommendations

HMMWV M1114 Glass Demand

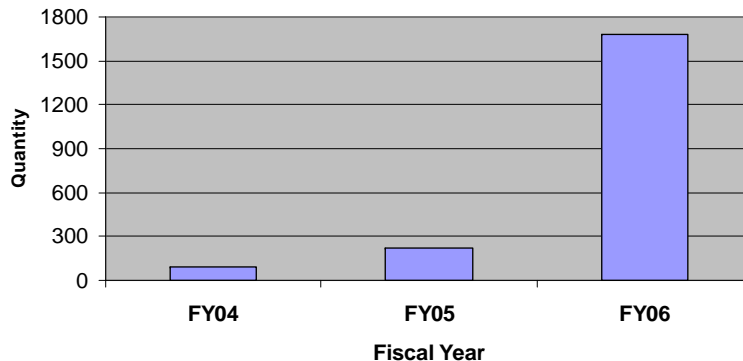
Left Windshield Average Monthly Demand



Right Windshield Average Monthly Demand



Door Window Average Monthly Demand



- Over \$5.2 Million was spent per month in FY05 for the Up-Armored HMMWV windshields and door windows.
- Demand for both right and left windshields increased 133% and 101% respectively from FY05 to FY06.
- Demand for door windows increased 658% from FY05 to FY06.

Bottom Line: Army needs an improved Transparent Armor solution!


Increase In Door Glass Demand



- Soldiers are adding another piece of glass to each door for added protection.
- Adds additional weight to an already overweight vehicle and reduces payload capacity!

Causes Of Current Glass Failures

- Insurgent Attacks
(with a wide range of threats)
- Sandstorm Damage
- Rock Strikes
- Improper removal and installation
- Clouding
 - Delamination caused by environmental degradation
 - Improper curing process
 - Improper cleaning techniques



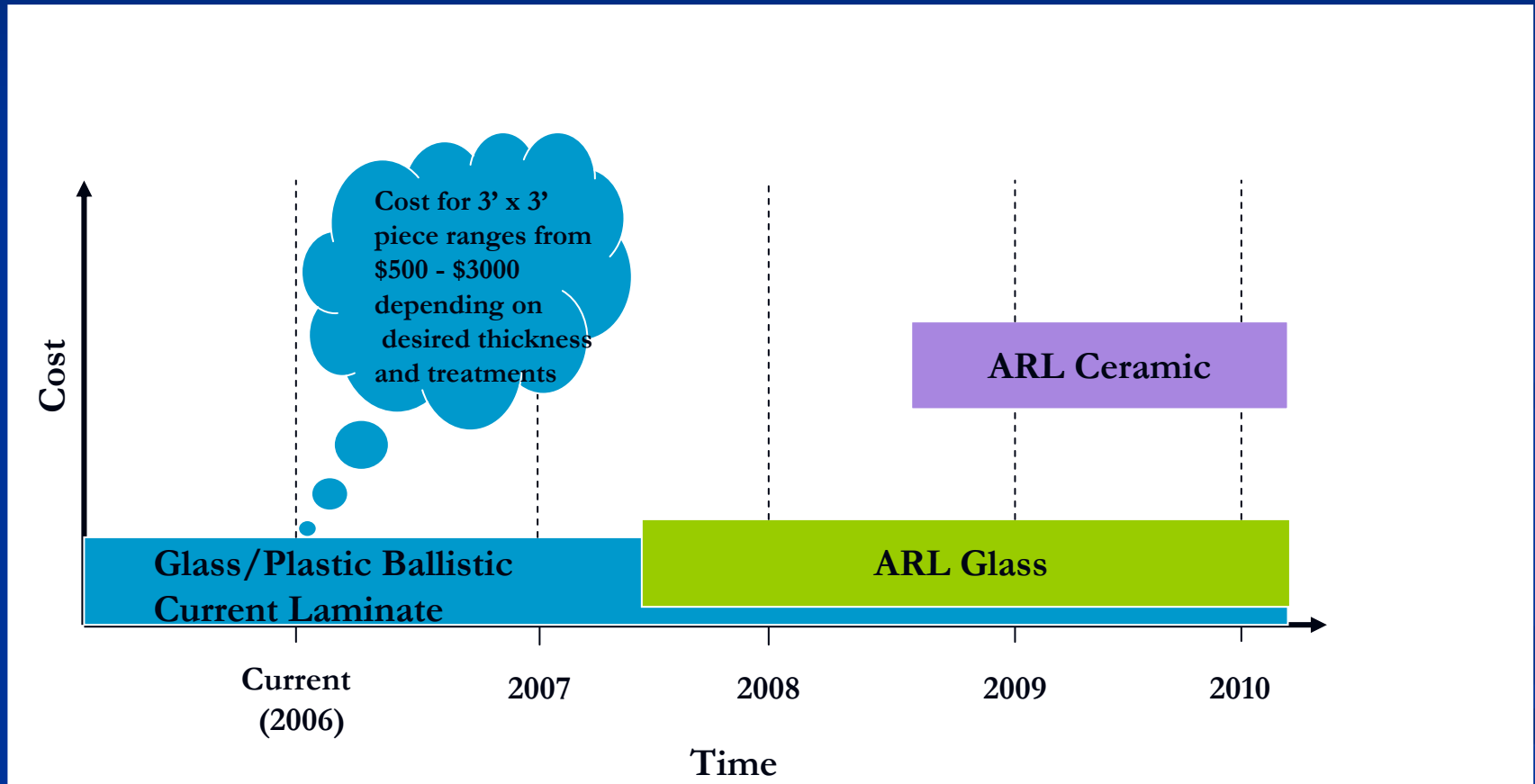
Other Problems with Current Glass

- Weight
 - Weight of current glass solution adds significant weight to vehicle.
- Visibility
 - Thickness of glass can cause distortion and glare

Future Transparent Armor Solutions

<u>Failure Causes</u>	<u>Potential for Improvement over Current Laminate Technology</u>
<ul style="list-style-type: none"> ■ Insurgent Attacks (with a wide range of threats) 	Yes/No (Depends on Threat)
<ul style="list-style-type: none"> ■ Sandstorm Damage 	Yes
<ul style="list-style-type: none"> ■ Rock Strikes 	Yes
<ul style="list-style-type: none"> ■ Improper removal and installation 	Yes
<ul style="list-style-type: none"> ■ Clouding <ul style="list-style-type: none"> - Delamination caused by environmental degradation - Improper curing process - Improper cleaning techniques 	Yes Yes Yes

Future Transparent Armor Solutions



ARL – Army Research Lab

Basic Research Effort

- GE Global Research and Nanocerox partnership
- Goal is to develop nano-structured ceramic bodies with a combination of high optical transmission and exceptional mechanical properties and capable of effective performance in an outstanding transparent armor system.
- Two Funding Opportunities of Effort:
 - FY05: Develop design rules from the system level armor requirements to the mechanical and optical properties of the ceramic body and then into the properties of the nanopowder. Objective is for a process to be in place for the fabrication of 2" x 2" x 0.375" samples.
 - FY06: Scale up the materials systems to a final dimension of 4" x 4" x 0.375". Characterize and deliver samples for ballistic testing.

Government Cost Benefit Study

Purpose: Determine break-even cost for new transparent armor solution based on expected reliability improvement and required investment.

- Use current fleet of Up-Armored HMMWV as the study platform for initial look.
- Approximately 11,000+ vehicles in Army inventory.
- NSN 2510-01-435-9693
 - Right Windshield \$2,759 (FY06\$)
- NSN 2510-01-435-9690
 - Left Windshield \$2,759 (FY06\$)
- NSN 2510-01-435-9692
 - Door Window \$1,025 (FY06\$)
- Expand analysis to include rest of TWV fleet.



Cost-Benefit Methodology

Obtain current demand data and cost data to determine operations cost for status quo.

✓ Completed

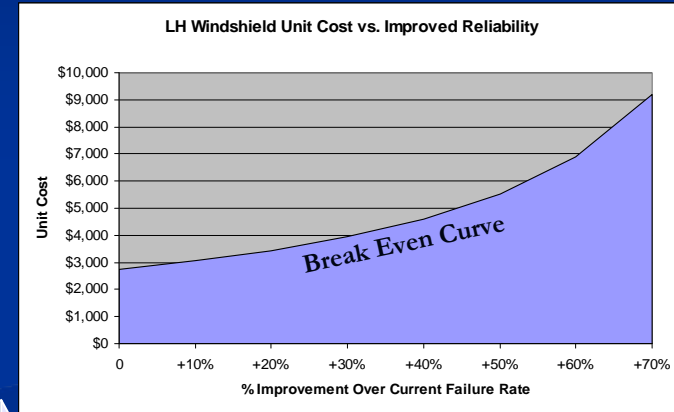
Obtain investment costs for new transparent armor.

Determine operations cost for transparent armor solution.

Determine savings between status quo and transparent armor alternative.

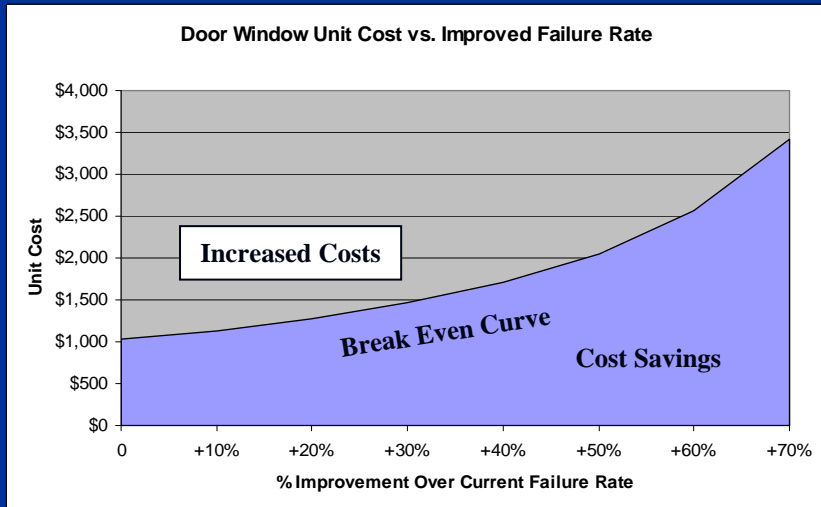
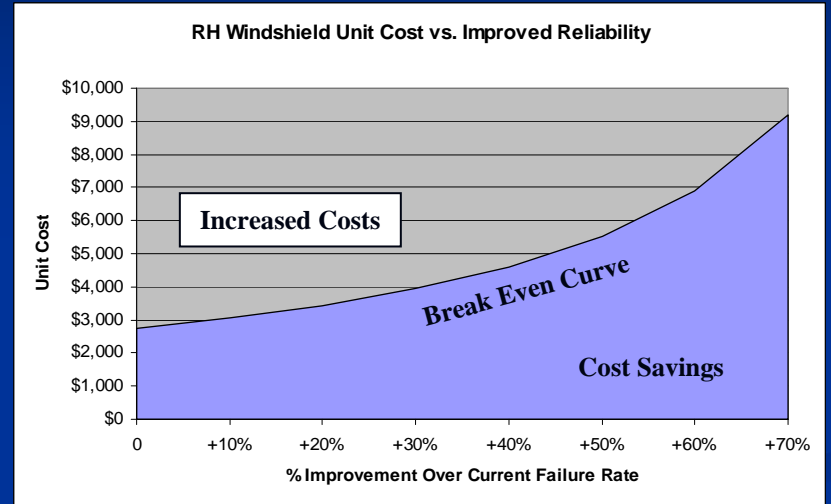
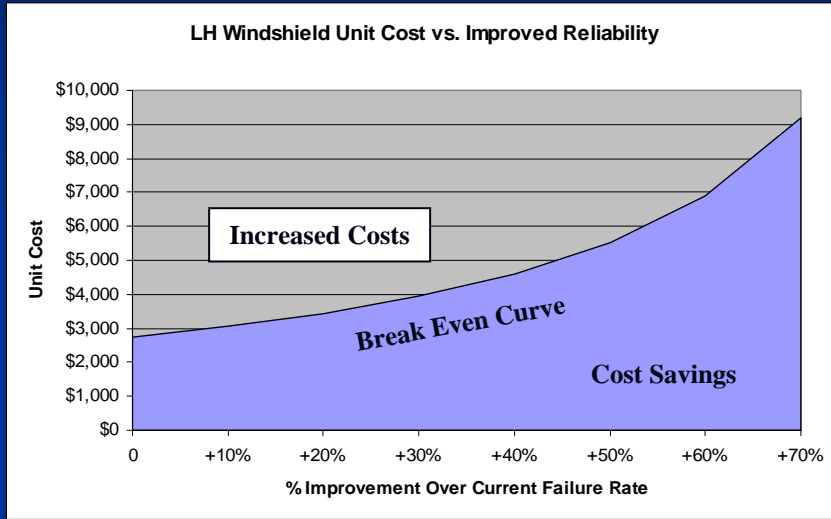
Calculate Net Present Value and Savings to Investment Ratio.

Parametric Analysis



Contractor provides reliability improvement factor estimate and estimated cost for transparent armor Material at end of Phase I.

Cost Benefit Parametric Analysis Up-Armored HMMWV Glass



Curves Based on the FY05 Demand Data

Other Potential Benefits of a New Transparent Armor Solution

- Vehicle Weight
- Logistics Footprint
- Crew Survivability
- Platform Operational Availability
- Safety related accidents

Impact



Timeframe

