

*ARMY RESEARCH LABORATORY*



**Ballistic Performance Testing of Aluminum Alloy 5059-H131  
and 5059-H136 for Armor Applications**

**by Dwight D. Showalter, Brian E. Placzankis, and Matthew S. Burkins**

**ARL-TR-4427**

**May 2008**

## **NOTICES**

### **Disclaimers**

The findings in this report are not to be construed as an official Department of the Army position unless so designated by other authorized documents.

Citation of manufacturer's or trade names does not constitute an official endorsement or approval of the use thereof.

Destroy this report when it is no longer needed. Do not return it to the originator.

# **Army Research Laboratory**

Aberdeen Proving Ground, MD 21005-5066

---

---

**ARL-TR-4427**

**May 2008**

---

## **Ballistic Performance Testing of Aluminum Alloy 5059-H131 and 5059-H136 for Armor Applications**

**Dwight D. Showalter, Brian E. Placzankis, and Matthew S. Burkins**  
Weapons and Materials Research Directorate, ARL

# REPORT DOCUMENTATION PAGE

Form Approved  
OMB No. 0704-0188

Public reporting burden for this collection of information is estimated to average 1 hour per response, including the time for reviewing instructions, searching existing data sources, gathering and maintaining the data needed, and completing and reviewing the collection information. Send comments regarding this burden estimate or any other aspect of this collection of information, including suggestions for reducing the burden, to Department of Defense, Washington Headquarters Services, Directorate for Information Operations and Reports (0704-0188), 1215 Jefferson Davis Highway, Suite 1204, Arlington, VA 22202-4302. Respondents should be aware that notwithstanding any other provision of law, no person shall be subject to any penalty for failing to comply with a collection of information if it does not display a currently valid OMB control number.  
**PLEASE DO NOT RETURN YOUR FORM TO THE ABOVE ADDRESS.**

<b>1. REPORT DATE (DD-MM-YYYY)</b> May 2008		<b>2. REPORT TYPE</b> Final		<b>3. DATES COVERED (From - To)</b> March 06 to December 07	
<b>4. TITLE AND SUBTITLE</b> Ballistic Performance Testing of Aluminum Alloy 5059-H131 and 5059-H136 for Armor Applications				<b>5a. CONTRACT NUMBER</b>	
				<b>5b. GRANT NUMBER</b>	
				<b>5c. PROGRAM ELEMENT NUMBER</b>	
<b>6. AUTHOR(S)</b> Dwight D. Showalter, Brian E. Placzankis, and Matthew S. Burkins				<b>5d. PROJECT NUMBER</b> 622618H8099	
				<b>5e. TASK NUMBER</b>	
				<b>5f. WORK UNIT NUMBER</b>	
<b>7. PERFORMING ORGANIZATION NAME(S) AND ADDRESS(ES)</b> U.S. Army Research Laboratory Weapons and Materials Research Directorate ATTN: AMSRD ARL WM BD TA Aberdeen Proving Ground, MD 21005-5066				<b>8. PERFORMING ORGANIZATION REPORT NUMBER</b> ARL-TR-4427	
<b>9. SPONSORING/MONITORING AGENCY NAME(S) AND ADDRESS(ES)</b>				<b>10. SPONSOR/MONITOR'S ACRONYM(S)</b>	
				<b>11. SPONSOR/MONITOR'S REPORT NUMBER(S)</b>	
<b>12. DISTRIBUTION/AVAILABILITY STATEMENT</b> Approved for public release; distribution is unlimited.					
<b>13. SUPPLEMENTARY NOTES</b>					
<b>14. ABSTRACT</b> The U.S. Army Research Laboratory (ARL) was tasked to investigate the ballistic performance of aluminum alloy (AA) 5059 to determine if it was a desirable alternate alloy for use as vehicle armor. Current alloys, such as AA5083 and AA7039, have high yield and tensile strengths and provide increased ballistic protection but have significantly less corrosion resistance than AA5059. AA5059 generally provides greater ballistic protection levels than AA5083 but did not match the levels of AA7039. However, it does contain some of the desirable characteristics of the lower strength AA5083, mainly superior corrosion resistance. The combination of increased strength and corrosion resistance makes AA5059 an ideal choice for consideration as an alternate aluminum armor.					
<b>15. SUBJECT TERMS</b> aluminum, armor, armor piercing, FSP, 5059					
<b>16. SECURITY CLASSIFICATION OF:</b>			<b>17. LIMITATION OF ABSTRACT</b> UU	<b>18. NUMBER OF PAGES</b> 32	<b>19a. NAME OF RESPONSIBLE PERSON</b> Dwight D. Showalter
<b>a. REPORT</b> U	<b>b. ABSTRACT</b> U	<b>c. THIS PAGE</b> U			<b>19b. TELEPHONE NUMBER (Include area code)</b> (410) 278-7308

---

## **Table of Contents**

---

<b>List of Figures</b>	<b>iv</b>
<b>List of Tables</b>	<b>iv</b>
<b>1. Introduction</b>	<b>1</b>
<b>2. Experimental Procedure</b>	<b>3</b>
<b>3. Test Projectiles</b>	<b>3</b>
<b>4. Results and Discussion</b>	<b>6</b>
<b>5. Summary</b>	<b>14</b>
<b>6. Conclusions</b>	<b>15</b>
<b>References</b>	<b>16</b>
<b>Acronyms</b>	<b>17</b>
<b>Distribution List</b>	<b>18</b>

---

## List of Figures

---

Figure 1. The 0.30 cal AP M2.....	4
Figure 2. The 0.50 cal AP M2.....	5
Figure 3. A generic sketch of the FSP adapted from MIL-DTL-46593B.....	5
Figure 4. The 0.30 cal AP M2 versus AA5059 at a 30° obliquity.....	7
Figure 5. The 0.50 cal FSP versus 5059AA at a 0° obliquity.....	8
Figure 6. The 20 mm FSP versus AA5059 at a 0° obliquity. ....	10
Figure 7. The 0.30 cal AP versus AA5059 at a 0° obliquity .....	11
Figure 8. The 0.50 cal AP versus AA5059 at a 0° obliquity. ....	13
Figure 9. Comparison of (a) AA7039, (b) AA5083, and (c) AA5059.....	14

---

## List of Tables

---

Table 1. Chemical composition requirements for qualified military specification aluminum armor alloys (%). ....	2
Table 2. Minimum mechanical requirements for military specification aluminum armor alloys.....	2
Table 3. Projectile and obliquity requirements for ordered thicknesses.....	4
Table 4. AA5059 versus 0.30 cal AP M2 at 30°.....	6
Table 5. AA5059 versus 0.50 cal FSP at 0°.....	8
Table 6. AA5059 versus 20 mm FSP at 0°.....	9
Table 7. AA5059 versus 0.30 cal AP M2 at 0°.....	11
Table 8. AA5059 versus 0.50 cal AP M2 at 0°.....	12

---

## 1. Introduction

---

Current and future U.S. Army and U.S. Marine Corps (USMC) vehicle deployments require lightweight armor designs with improved survivability to maintain mission performance. Historically, Aluminum Alloy (AA) 5083-H131 has been used in systems such as the M1113, the M109, and the USMC Amphibious Assault Vehicle (AAV), in accordance with specification MIL-DTL-46027J (1). This alloy is preferable because of its lighter weight, ease of weldability for manufacturing purposes, level of performance against fragmentation based threats, and excellent corrosion resistance.

With the advent of more lethal threats, recently designed aluminum armor based systems, such as the M2 Bradley Fighting Vehicle and the USMC Expeditionary Force Vehicle (EFV), have incorporated higher strength AAs, such as AA7039 (2), AA2219 (3) and AA2519 (4). These alloys provide increased ballistic protection against armor piercing (AP) threats due to their higher strength. The characteristically higher yield and tensile strengths are very desirable for hull designs as they allow for reduced weight. However, these alloys have significantly less corrosion resistance than AA5083-H131. This is due to stress corrosion cracking in AA7039 and from pitting and exfoliation in AA2519 (5). Irrespective of cause, the lack of corrosion resistance has serious detrimental implications for maintenance requirements and the ease of coating applications. These deficiencies can also have environmental consequences due to the need for mitigating hexavalent chromium based protection schemes.

AA5083-H131 has many of the desirable traits discussed above, but the lower strength results in reduced survivability against robust AP threats. An alternate AA that delivered the positive characteristics of AA5083-H131 along with increased strength and mechanical properties for improved performance against AP threats would be an ideal future material for new vehicle production and repair of new and existing aluminum based systems.

A possible solution to fill this role is AA5059-H131. This alloy is a magnesium (Mg) based non heat treatable alloy that is strengthened by mechanical strain hardening and is produced in Koblenz, Germany, by Aleris International, Inc. (6). This strain hardening process results in the 5000 series alloy receiving the “H” designation rather than the “T” designation that is typical for heat treatable alloys. AA5059 contains greater amounts of Mg than AA5083 as well as some additional zinc (Zn) and zirconium (Zr) for grain refinement. Composition and mechanical properties for AA5083, AA5089, and other military specification armors are listed for comparison in tables 1 and 2, respectively.

Table 1. Chemical composition requirements for qualified military specification aluminum armor alloys (%).

<b>Element</b>	<b>5083</b>	<b>5456</b>	<b>5059</b>	<b>7039</b>	<b>2219</b>	<b>2519</b>
Silicon	0.40 max	0.25 max	0.50 max	0.30 max	0.20 max	0.25 max
Iron	0.40 max	0.40 max	0.50 max	0.40 max	0.30 max	0.30 max
Copper	0.10 max	0.10 max	0.40 max	0.10 max	5.8 - 6.8	5.3 - 6.4
Manganese	0.4 - 1.0	0.5 - 1.0	0.60 - 1.2	0.10 - 0.40	0.20 - 0.40	0.10 - 0.50
Magnesium	4.0 - 4.9	4.7 - 5.5	5.0 - 6.0	2.3 - 3.3	0.02 max	0.05 - 0.40
Chromium	0.05 - 0.25	0.05 - 0.20	0.30 max	0.15 - 0.25	-	-
Zinc	0.25 max	0.25 max	0.40 - 1.5	3.5 - 4.5	0.10 max	0.10 max
Titanium	0.15 max	0.20 max	0.20 max	0.10 max	0.02 - 0.10	0.02 - 0.10
Zirconium	-	-	0.05 - 0.25	-	0.10 - 0.25	0.10 - 0.25
Vanadium	-	-	-	-	0.05 - 0.15	0.05 - 0.15
Others (each)	0.05 max	0.05 max	0.05 max	0.05 max	0.05 max	0.05 max
Others (max)	0.15 max	0.15 max	0.15 max	0.15 max	0.15 max	0.15 max
Aluminum	Remainder	Remainder	Remainder	Remainder	Remainder	Remainder

Table 2. Minimum mechanical requirements for military specification aluminum armor alloys.

<b>Property</b>	<b>5083</b>	<b>5456</b>	<b>5059</b>	<b>7039</b>	<b>2219</b>	<b>2519</b>
Yield Stress (ksi) (0.2% offset min.)	35.0	35.0	44.0	51.0	46	58.0
Ultimate Stress (ksi)	45.0	45.0	57.0	60.0	62.0	68.0
Percent Elongation	8	8	8	9	7	7

Marine grade tempers of 5059, such as H116 and H321, have been commercially available for quite some time on yachts, ferries, and catamarans, but little information is known on the H131 temper applicable for use in armor plate. AA5059-H136 was also investigated to a lesser degree and the results will be discussed briefly in this report. The H136 designation indicates that during the production process, the plate was only stretched and not cold rolled. This resulted in a lower cost, more ductile version that may provide some benefit as structural material supporting ceramic tiles.

In 2004, a Foreign Comparative Test (FCT) proposal was submitted to the Office of the Secretary of Defense (OSD) to investigate the possibility of using AA5059-H131 as an armor repair material for use on battle damaged or cracked armor plate sections on M2 Bradley Fighting Vehicle hulls. The project received initial approval but went unfunded for fiscal year (FY) 2005. It was eventually funded for FY 2006. Project goals included verifying ballistic performance (7), blast resistance, weldability, corrosion due to sensitization, general corrosion, and Chemical Agent Resistant Coatings (CARC) compatibility, with an ultimate goal to update or create a military specification to include this alloy if proven successful.



For the ballistic performance evaluation,  $V_{50}$  testing is currently required for all existing aluminum armor alloys. This testing produced corresponding minimum  $V_{50}$  acceptance standards for alloys AA5083 and AA7039. The results of the ballistic testing of the AA5059 alloy and its comparison to the ballistic acceptance standards of the AA5083, due to its increased corrosion resistance, will be the main focus of this report. The acceptance standards for the higher strength AA7039 will also be used for some ballistic comparison as well, but the AA5083 will remain the baseline.

---

## **2. Experimental Procedure**

---

The main experimental procedure required to compare the AA5059-H131 to the existing specifications was to obtain the  $V_{50}$  ballistic limit for each thickness of aluminum plate against the corresponding specified threat. For this investigation, the AA5083 specification was used for testing of AA5059-H131. The test methodology is described in detail in MIL-STD-662 (8) specification. The  $V_{50}$  is the velocity at which an equal number of impact complete penetration (target is defeated) and partial penetration (target is not defeated) velocities are attained using the up-and-down firing method. Fair impact is defined as occurring when a projectile or fragment simulator with an acceptable yaw strikes the target at a distance of at least two projectile diameters from a previously damaged impact area or edge of plate. A complete penetration is determined by placing a 0.020 in. 2024 T3 aluminum witness plate 6 in. behind and parallel to the target. If any penetrator or target fragment strikes this witness plate with sufficient energy to create a hole through which light passes, it is considered a complete penetration. A partial penetration is any impact that is not a complete penetration. For the AA5083 specification, it is required that four velocities, resulting in two complete penetrations (CPs) and two partial penetrations (PPs), be obtained within a velocity spread of 60 ft/s. Alternately, the specification can be met if six velocities, three CPs and three PPs, are obtained within a velocity spread of 90 ft/s. The average velocities are then computed to determine the  $V_{50}$  ballistic limit. This  $V_{50}$  ballistic limit can then be compared to the corresponding ballistic limits for other alloys to determine the relative performance.

---

## **3. Test Projectiles**

---

The AA5059 samples ranged in nominal thickness from 0.500 up to 3.00 in. The corresponding test projectiles and plate obliquities required for each thickness are listed in table 3.

Table 3. Projectile and obliquity requirements for ordered thicknesses.

Ordered Thickness (in.)	Projectile	Angle of Obliquity (°)
0.500–0.749	0.30 cal AP	30
0.750–1.000	0.50 cal FSP	0
1.001– 1.700 <sup>a</sup>	20 mm FSP	0
1.001–2.000 <sup>a</sup>	0.30 cal AP M2	0
2.001–3.000	0.50 cal AP M2	0

Note: Cal = caliber and FSP = Fragment simulating projectile.

<sup>a</sup>Two types of projectiles are required for the thickness range of 1.001 to 1.700 in.

The 0.30 cal AP M2 steel core weighs 5.2 g and with the copper jacket and lead filler, the total projectile weight is 10.6 g. The total length of the projectile is 35.6 mm (1.4 in.). This projectile is shown in figure 1.

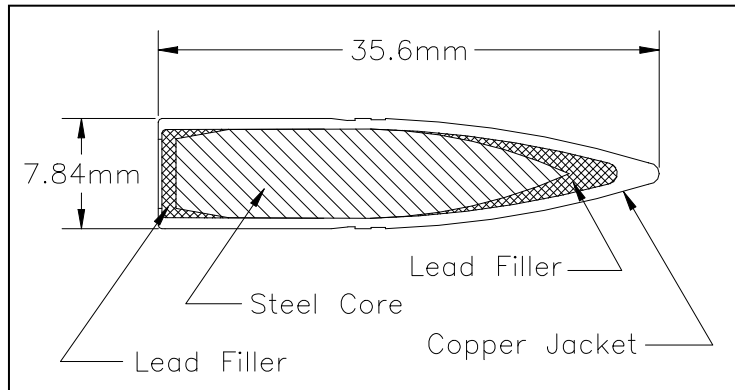


Figure 1. The 0.30 cal AP M2.

The 0.50 cal AP M2 also has a steel core along with a copper jacket and lead filler. The steel core weighs 25.4 g while the total weight is 44.9 g. The total length is 57.5 mm (2.26 in.). Figure 2 shows this projectile in detail.

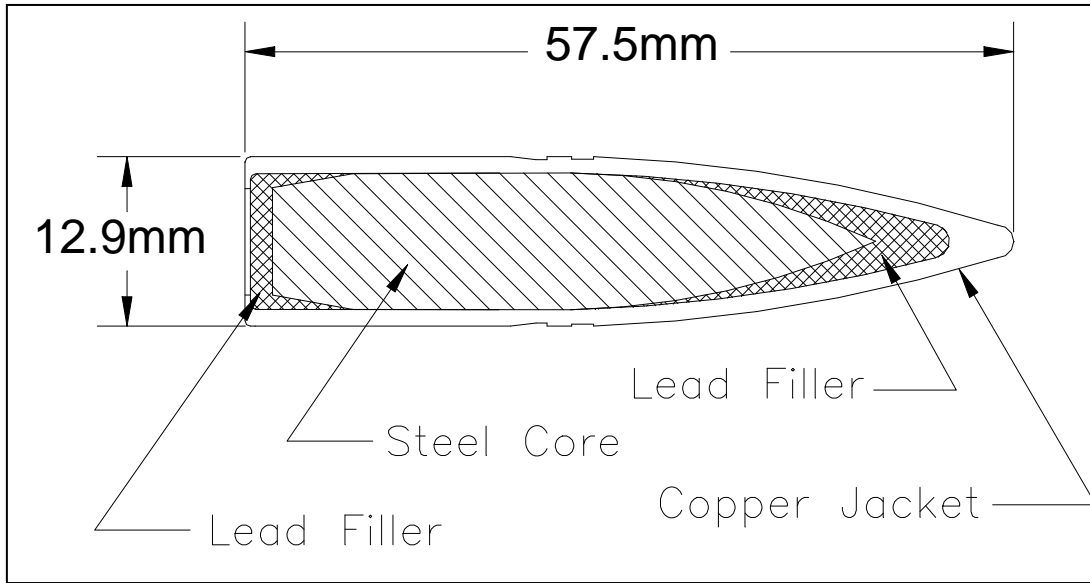


Figure 2. The 0.50 cal AP M2.

FSPs are a family of similarly shaped projectiles that are used to simulate artillery fragments. The 0.50 cal FSP, weighing 13.4 g, and the 20 mm FSP, weighing 53.8 g, are required for testing some thicknesses of aluminum according to MIL-DTL-46027. A generic sketch of the FSPs was adapted from MIL-DTL-46593B and provided as figure 3.

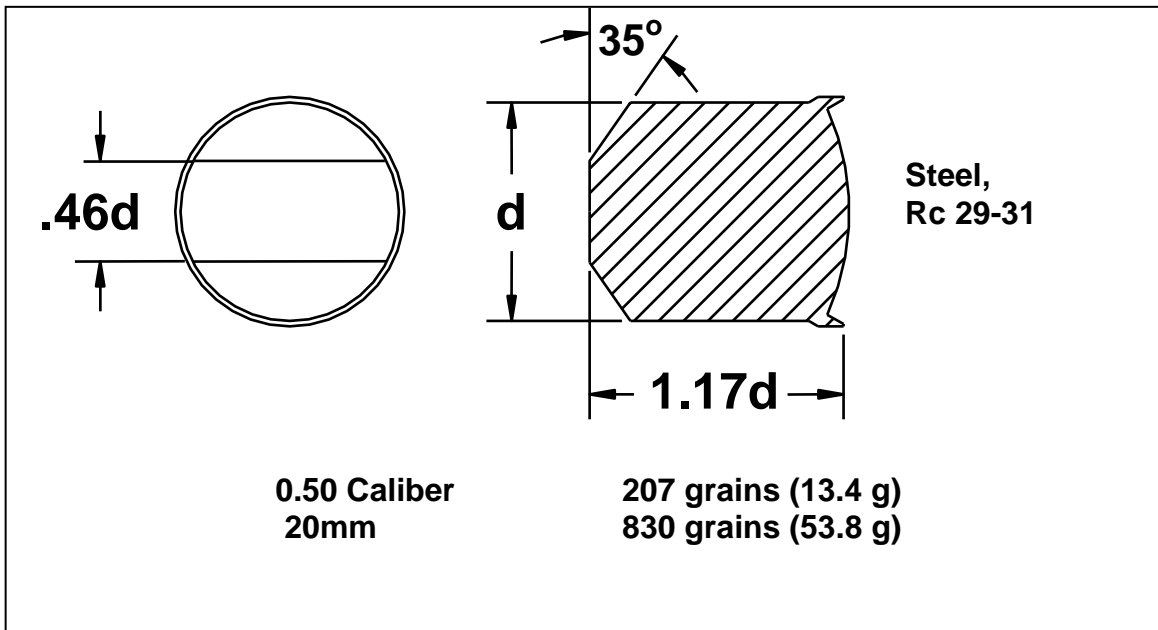


Figure 3. A generic sketch of the FSP adapted from MIL-DTL-46593B.

---

## 4. Results and Discussion

---

As previously discussed, for this investigation, the AA5083 specification (MIL-DTL-46027J) was used to determine the  $V_{50}$  testing requirements for the AA5509 plates. The thinnest of these plates (approximately 0.500 to about 0.750 in.) were tested against the 0.30 cal AP M2 at a 30° obliquity. The results are shown in table 4.

Table 4. AA5059 versus 0.30 cal AP M2 at 30°.

Temper	Heat Number	Thickness (in.)	BHN	Projectile	Angle of Obliquity (°)	$V_{50}$ (ft/s)	Standard Deviation (ft/s)
H131	211029-1A2	0.505	118	0.30 AP M2	30	1428	29
H131	162418	0.522	121	0.30 AP M2	30	1481	10
H131	966377-1-15	0.529	116	0.30 AP M2	30	1475	21
H131	975418	0.588	121	0.30 AP M2	30	1606	18
H131	966378-1-5	0.742	121	0.30 AP M2	30	1834	22
H131	211030-2A1	0.779	118	0.30 AP M2	30	1922	21
H131	157241	0.782	124	0.30 AP M2	30	1915	22
H136	186064-1A2	0.488	107	0.30 AP M2	30	1380	22
H136	186063	0.751	112	0.30 AP M2	30	1822	11

Note: BHN = Brinell Hardness Number

The temper number for this table and all subsequent ones indicates how the material was produced. H131 indicates that during the production process, the material was strengthened by mechanical strain hardening. Temper number H136 indicates that the material was only stretched, and not cold rolled. These data are plotted in figure 4.

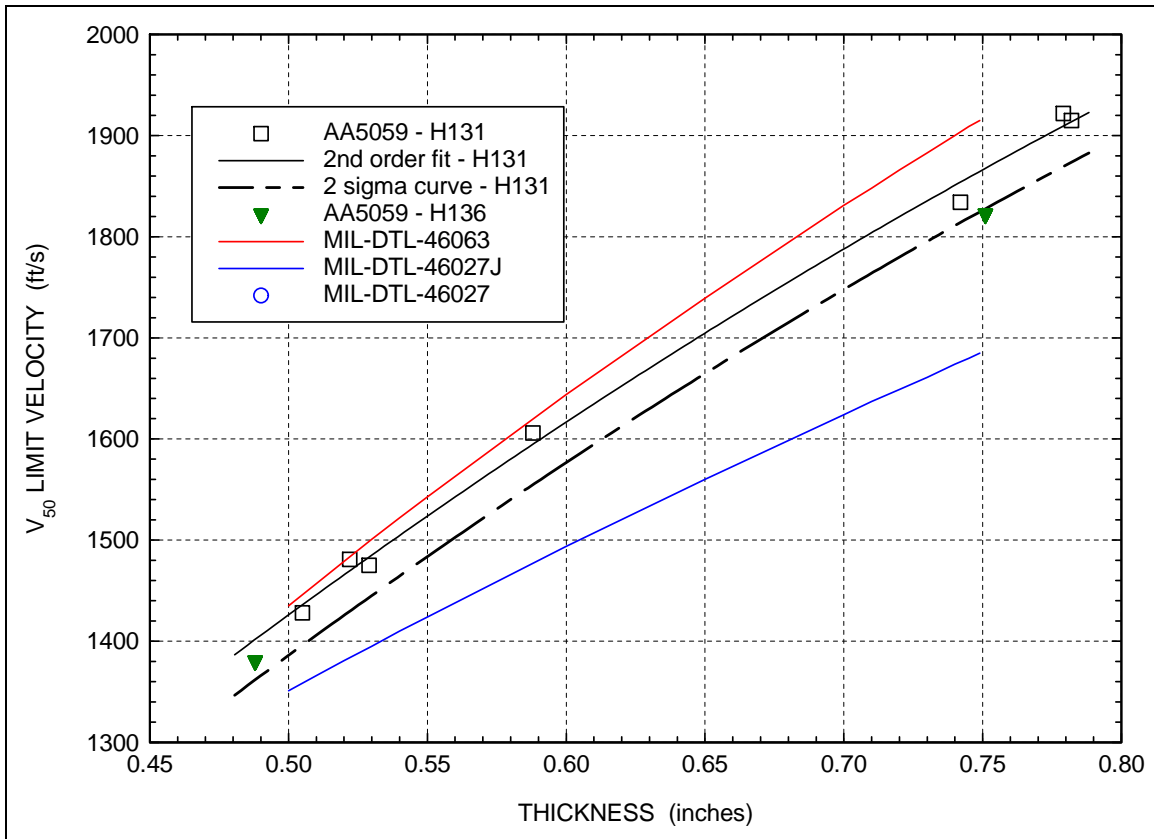


Figure 4. The 0.30 cal AP M2 versus AA5059 at a 30° obliquity.

Figure 4 plots the  $V_{50}$  versus the plate thickness for each plate and temper tested, as well as the military specification requirements for AA5083 (MIL-DTL-46027J) and AA7039 (MIL-DTL-46063). The 2 sigma curve ( $V_{50} - 2$  standard deviations) is also plotted for AA5059-H131. This 2 sigma curve is required to account for the fact that the  $V_{50}$  only provides the velocity at which the armor defeats the penetrator 50% of the time. Subtracting the 2 standard deviations from the  $V_{50}$  velocity provides a velocity at which, statistically, the armor will defeat the penetrator about 98% of the time. Therefore, the actual curve that is used to compare to the specification requirements is the 2 sigma curve.

Using the 2 sigma curve that is depicted by the black dashed line, it can be determined that the  $V_{50}$  ballistic limit velocities for this range of thicknesses (0.488 to 0.782 in.) against the 0.30 cal AP M2 at 30° seem to lie almost exactly at the midpoint between the  $V_{50}$  limit velocities for the AA7039 and AA5083 minimum requirement. This indicates the material provides increased ballistic performance over the AA5083, but lower performance as compared to AA7039. However, the AA5083 (due to its increased corrosion resistance) is the baseline for comparison. For all thicknesses tested, the AA5059 provided increased ballistic performance over the AA5083 minimum requirement.

The MIL-DTL-46027J specification required plates with nominal gauge thicknesses from about 0.750 to approximately 1.000 in. to be tested against the 0.50 cal FSP at a 0° obliquity. Table 5 lists these results and the data from table 5 are depicted graphically in figure 5

Table 5. AA5059 versus 0.50 cal FSP at 0°.

Temper	Heat Number	Thickness (in.)	BHN	Projectile	Angle of Obliquity (°)	V <sub>50</sub> (ft/s)	Standard Deviation (ft/s)
H131	966378-1-5	0.742	121	0.50 cal FSP	0	1830	33
H131	211030-2A1	0.780	118	0.50 cal FSP	0	2070	32
H131	157241	0.782	124	0.50 cal FSP	0	1991	8
H131	966379-1-24	0.793	121	0.50 cal FSP	0	1990	16
H131	799479-9	0.804	126	0.50 cal FSP	0	2126	24
H131	966381-1-22	0.847	121	0.50 cal FSP	0	2267	16
H131	966381-1-8	0.928	121	0.50 cal FSP	0	2534	31
H131	966384-1-5	0.990	121	0.50 cal FSP	0	2810	16
H131	211058	1.001	126	0.50 cal FSP	0	2978	22
H131	162331	1.035	126	0.50 cal FSP	0	3202	31
H136	186063	0.751	112	0.50 cal FSP	0	1834	24
H136	185919-1B1	1.006	109	0.50 cal FSP	0	2848	31

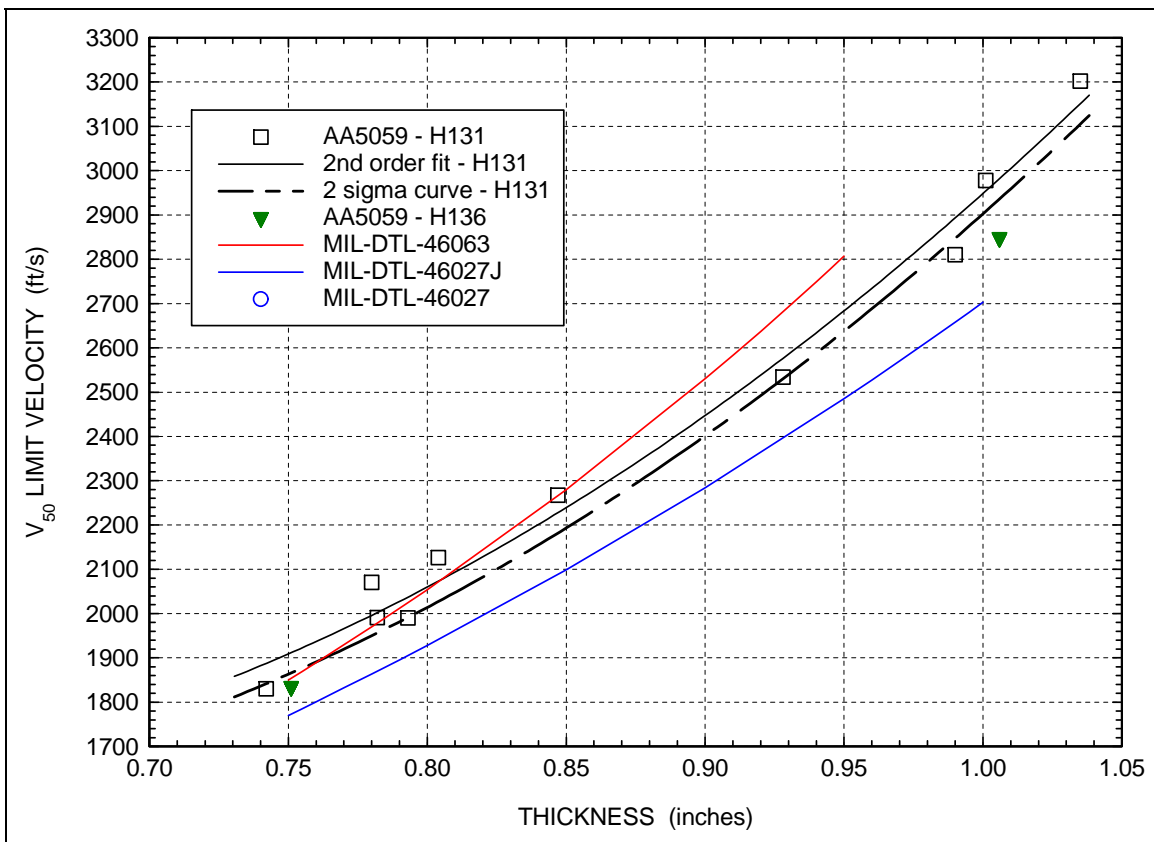


Figure 5. The 0.50 cal FSP versus 5059AA at a 0° obliquity.

From this data, it can be seen that for each thickness plate tested, the AAA5059-H131 (black dashed line) provided increased ballistic protection in comparison to the AA5083 requirement and actually, at a thickness of 0.742 in., provided slightly increased protection as compared to the AA7039 requirement. Additionally, the H136 temper provided greater ballistic protection than the AA5083 at all thicknesses, though it did not outperform the AA5083-H131.

Plates with thicknesses of approximately 1.0 up to about 1.8 in. were tested against both the 20 mm FSP at 0° and the 0.30 cal AP M2 at 0°. Table 6 lists the results against the 20 mm FSP. These data are plotted versus the AA5083 and AA7039 specifications in figure 6.

Table 6. AA5059 versus 20 mm FSP at 0°.

<b>Temper</b>	<b>Heat Number</b>	<b>Thickness (in.)</b>	<b>BHN</b>	<b>Projectile</b>	<b>Angle of Obliquity (°)</b>	<b>V<sub>50</sub> (ft/s)</b>	<b>Standard Deviation (ft/s)</b>
H131	966384-1-15	0.990	118	20 mm FSP	0	1375	20
H131	966384-1-5	0.990 <sup>a</sup>	121	20 mm FSP	0	1396	28
H131	7994890	1.003 <sup>a</sup>	116	20 mm FSP	0	1496	29
H131	211058	1.001	126	20 mm FSP	0	1469	31
H131	162331	1.035	126	20 mm FSP	0	1544	22
H131	799480	1.197	116	20 mm FSP	0	1900	23
H131	966383-1-10	1.364	114	20 mm FSP	0	2231	20
H131	975421-1D3	1.491	116	20 mm FSP	0	2628	26
H131	162335	1.531	121	20 mm FSP	0	2784	21
H131	966388	1.881	107	20 mm FSP	0	3976	13
H136	185919	1.006	109	20 mm FSP	0	1420	17
H136	186092	1.522	107	20 mm FSP	0	2555	29
H136	185932-1-2	2.005	105	20 mm FSP	0	4076	23

<sup>a</sup>Repeat shots

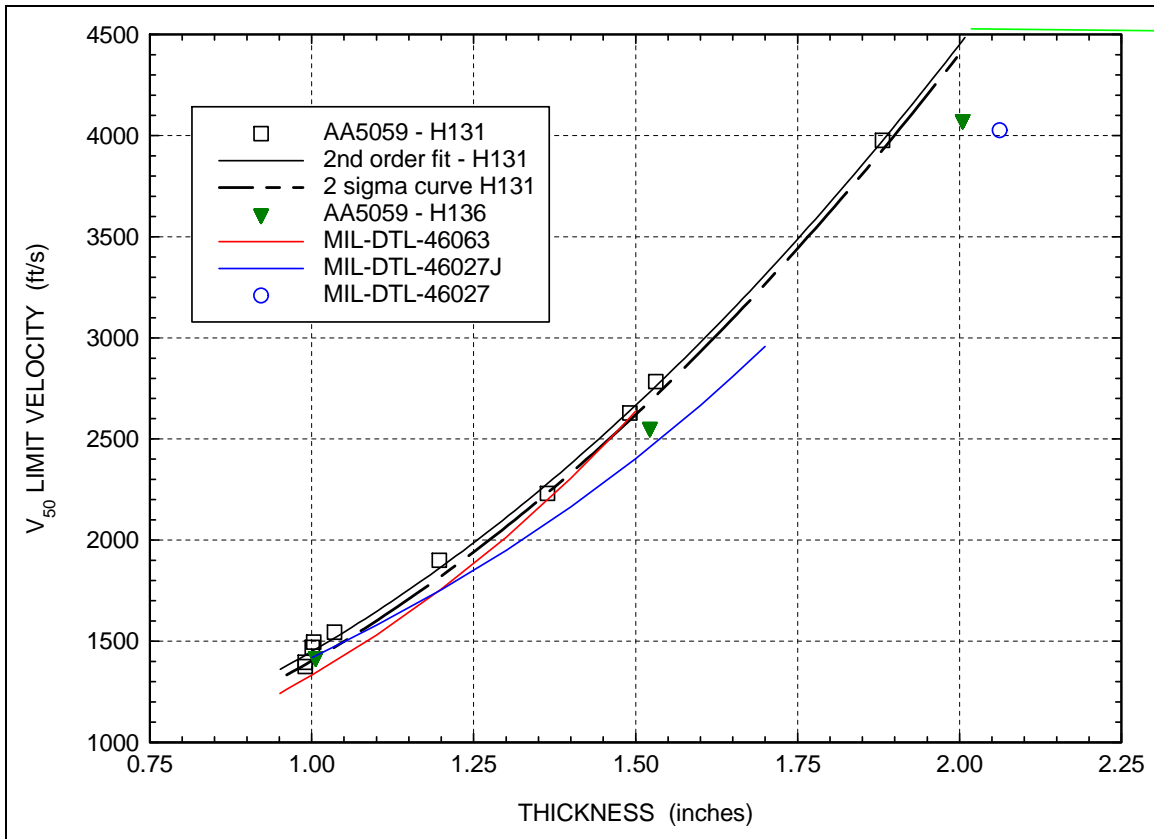


Figure 6. The 20 mm FSP versus AA5059 at a 0° obliquity.

The H131 temper, depicted by the black dashed line, provided increased ballistic protection compared to the AA5083 at all thickness above 1.00 in. However, at thickness of approximately 1.00 in. (0.990–1.035 in.), the data shows some points where the ballistic protection, determined experimentally for AA5059-H131, falls below the performance provided by the AA5083. Because of this, some repeat tests were conducted at thickness around 1.00 in., which showed a slightly better performance that exceeded the AA5083 levels. At thickness ranging from 1.00 up to about 1.25 in., the H131 temper actually outperformed the AA7039 specification as well. The H136 temper provides a slight increase ballistic performance over the AA5083 specification at thicknesses greater than 1.25 in., but not at thicknesses less than 1.25 in. The AA7039 actually provides slightly less ballistic protection than the AA5083 at thickness below about 1.20 in., which is depicted graphically in figure 6. For the range of thicknesses from about 1.00 to 1.2 in., the H136 temper actually performed better ballistically that the AA7039 specification.

The specification also called for these plate thicknesses to be tested against the 0.30 cal AP M2 at 0°. The results for this threat are shown in table 7 and are shown graphically in figure 7.



Table 7. AA5059 versus 0.30 cal AP M2 at 0°.

Temper	Heat Number	Thickness (in.)	BHN	Projectile	Angle of Obliquity (°)	V <sub>50</sub> (ft/s)	Standard Deviation (ft/s)
H131	966384-1-15	0.990	118	0.30 AP M2	0	1928	21
H131	211058	1.001	126	0.30 AP M2	0	1935	34
H131	162331	1.035	126	0.30 AP M2	0	2000	14
H131	799480	1.197	116	0.30 AP M2	0	2168	26
H131	966386-1-10	1.364	114	0.30 AP M2	0	2310	27
H131	975421-1D3	1.492	116	0.30 AP M2	0	2502	28
H131	162335	1.531	121	0.30 AP M2	0	2536	16
H131	966388	1.881	107	0.30 AP M2	0	2818	20
H131	211054	2.016	126	0.30 AP M2	0	2974	31
H131	186497	2.022	121	0.30 AP M2	0	2992	21
H136	185919-1B1	1.006	109	0.30 AP M2	0	1914	21
H136	186092	1.522	107	0.30 AP M2	0	2422	26
H136	185932	2.009	105	0.30 AP M2	0	2865	25

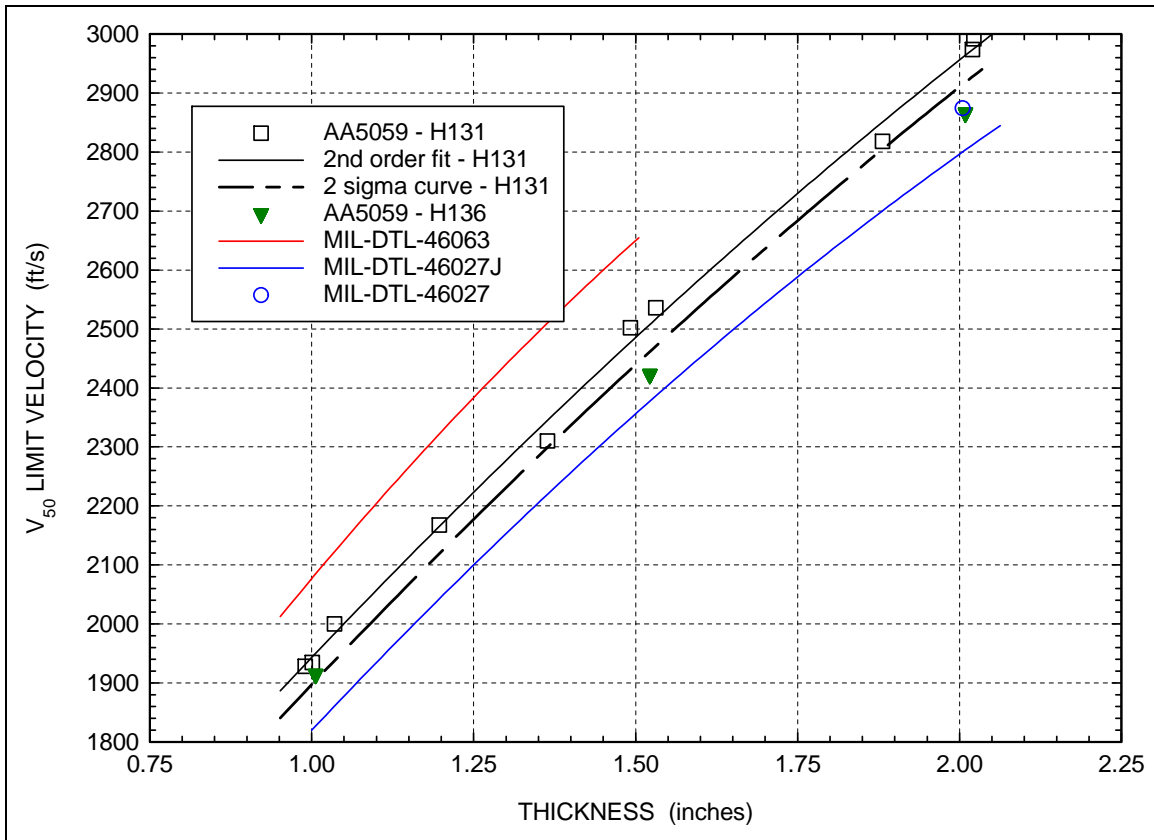


Figure 7. The 0.30 cal AP versus AA5059 at a 0° obliquity

For the .30 cal AP at 0°, the AA5059 alloy provided greater ballistic protection than the AA5083 specification for all nominal thicknesses from 1.00 to 2.00 in., while falling short of the protection levels for AA7039. The H136 slightly exceeded the performance of the AA5083 specification for thickness up to around 1.35 in., while providing essentially equal performance for thicker gauges.

The thickest gauge plates (about 1.8 to 3.0 in.) were required by the specification to be tested against the 0.50 cal AP M2 round. The results for these tests are shown in table 8. This data is graphically represented against the other alloys in figure 8.

Table 8. AA5059 versus 0.50 cal AP M2 at 0°.

<b>Temper</b>	<b>Heat Number</b>	<b>Thickness (in.)</b>	<b>BHN</b>	<b>Projectile</b>	<b>Angle of Obliquity (°)</b>	<b>V<sub>50</sub> (ft/s)</b>	<b>Standard Deviation (ft/s)</b>
H131	966388	1.881	107	0.50 AP M2	0	2167	36
H131	211054	2.016	126	0.50 AP M2	0	2230	15
H131	186497	2.022	121	0.50 AP M2	0	2199	21
H131	975423	2.427	121	0.50 AP M2	0	2481	25
H131	186116	2.527	114	0.50 AP M2	0	2472	37
H131	245382-1B1	2.539	114	0.50 AP M2	0	2522	19
H131	966390-9	3.006	99	0.50 AP M2	0	2736	23
H131	170077	3.014	105	0.50 AP M2	0	2689	31
H136	185932	2.009	105	0.50 AP M2	0	2123	11
H136	185996-1A2	2.530	103	0.50 AP M2	0	2436	24
H136	185980-1H1	3.036	109	0.50 AP M2	0	2724	10

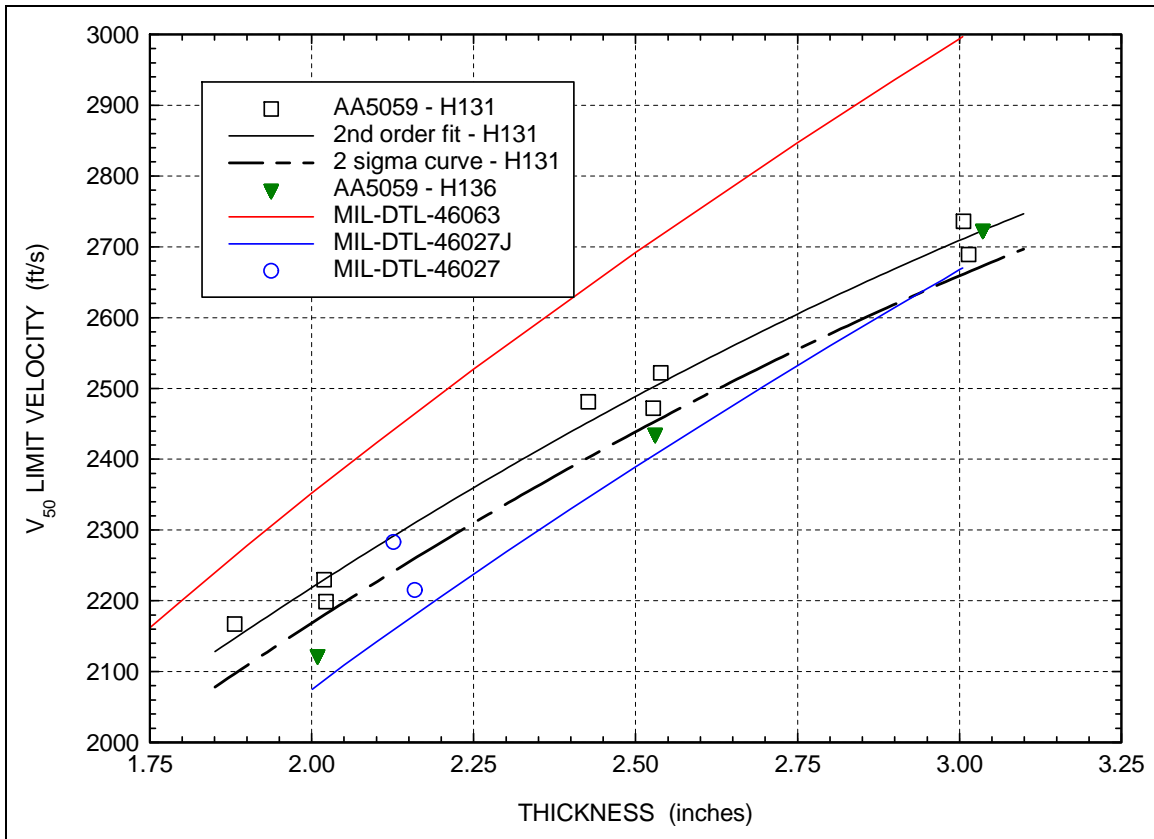


Figure 8. The 0.50 cal AP versus AA5059 at a 0° obliquity.

For the 0.50 cal AP at 0°, it can be seen that the AA5059-H131 provided increased ballistic protection relative to AA5083 for thickness from about 1.8 up through 2.5 in. However, at thicknesses of approximately 3.00 in., the protection levels were about equal or slightly less than AA5083. The protection was significantly less than the levels provided by AA7039 for all thicknesses. As for the H136 temper, the protection provided was approximately equal to AA5083 for all thickness while substantially less than AA7039.

It is necessary to say a few words about the failure modes of the various alloys with respect to FSPs. Figure 9 shows some interesting comparisons of the response of the three alloys investigated in this study. Figure 9a shows the response of AA7039 to a 20 mm FSP while figures 9b and 9c show the response of AA5083 and AA5089, respectively, to the same threat for equal thickness plates at approximately the same velocity.




Figure 9. Comparison of (a) AA7039, (b) AA5083, and (c) AA5059.

The AA7039 (figure 9a) exhibits severe spalling, where large portions of the material have torn away from the exit hole and present a serious problem with respect to behind armor debris damage. The AA5083 in figure 9b shows the more ductile plugging effect where the material bulges with the FSP and there are no large chunks of metal breaking off to cause more damage behind the armor. Figure 9c shows the ductile behavior and plugging effects of the AA5059, which is very similar to the AA5083. This ductile behavior is an extremely desirable characteristic for armor materials to be incorporated in vehicle design, especially as a base armor to absorb shock and to support other armor materials.

---

## 5. Summary

---

AA5059 generally provides greater ballistic protection levels, based on the  $V_{50}$  limit velocity and 2 sigma curve criteria, than the AA5083 specification. This holds true for almost every thickness against FSPs and AP rounds. In most cases, the ballistic protection levels do not match that of the higher strength AA7039 specification; however, AA5059, while providing an increased level of ballistic protection due to its higher strength, also has some of the very desirable characteristics of the lower strength AA5083 that are not present in AA7039. The main such trait is the vastly superior corrosion resistance of AA5059 as compared to AA7039, which is an invaluable quality in terms of maintenance and repair of existing systems. AA5059-H131 also exhibits the increased ductility in failure mode against FSP threats that is not present in the AA7039, which is also extremely beneficial in terms of overall performance.

---

## 6. Conclusions

---

AA5083-H131 has many desirable traits, but is deficient against AP threats compared to AA7039 alloys due to its lower strength. AA5059 provides increased mechanical properties, most notably higher strength and thus increased ballistic performance against AP threats, while also having the positive corrosion resistance characteristics not present in AA7039. This combination of increased ballistic protection along with superior corrosion resistance makes AA5059 an ideal choice for consideration as an alternate aluminum armor for production and repair of existing systems.

The performance of AA5059 in this study resulted in the preparation of a new military specification to include this alloy, MIL-DTL-46027K (9). It was rewritten from the 5083/5456 MIL-DTL-46027J specification to cover three classes of 5000 series alloys: Class 1 (5083), Class 2 (5456), and Class 3 (5059). Under this revised format, additional 5000 series alloys can be added in the future.

---

## References

---

1. *Armor Plate, Aluminum Alloy, Weldable 5083 and 5456*; MIL-DTL-46027J; U.S. Department of Defense: Washington DC, August 1992.
2. *Armor Plate, Aluminum Alloy, 7039*; MIL-DTL-46063H; U.S. Department of Defense: Washington DC, December 1992.
3. *Aluminum Alloy Armor, 2219, Rolled Plate and Die Forged Shapes*; MIL-DTL-46118E; U.S. Department of Defense: Washington DC, August 1998.
4. *Aluminum Alloy Armor Rolled Plate (1/2 to 4 Inches Thick), Weldable (Alloy 2519)*; MIL-DTL-46118E; U.S. Department of Defense: Washington DC, February 2000.
5. Placzankis, B.; Hilgeman, A. *Performance Assessment of CARC Coated Aluminum Alloy 5059-H131 Using ASTM B 117 Neutral Salt Fog, GM 9540P, and ASTM D 4541 Pull-Off Adhesion for Three Different Pretreatment Methods*, 2007 Tri-Service Corrosion Conference, Denver, CO, December 2007.
6. Aleris International, Inc., 25825 Science Park Drive, Suite 400, Beachwood, OH, 44122-7392.
7. Gooch, W.; Burkins, M.; Squillacioti, R. *Ballistic Testing of Commercial Aluminum Alloys and Alternate Processing Techniques to Increase the Availability of Aluminum Armor, Proceedings from the 23<sup>rd</sup> International Symposium on Ballistics*, Tarragona, Spain, April 16–22, 2007.
8. *V<sub>50</sub> Ballistic Test for Armor*; MIL-STD-662F; U.S. Department of Defense: Washington DC, 18 Dec 1997.
9. *Armor Plate, Aluminum Alloy, Weldable 5083, 5456, and 5059*; MIL-DTL-46027K; U.S. Department of Defense: Washington DC, 31 July 2007.

---

## Acronyms

---

AA	Aluminum Alloy
AAV	Amphibious Assault Vehicle
AP	armor piercing
BHN	Brinell Hardness Number
CARC	Chemical Agent Resistant Coatings
CPs	complete penetrations
EFV	Expeditionary Force Vehicle
FCT	Foreign Comparative Test
FSPs	Fragment simulating projectiles
FY	fiscal year
OSD	Office of the Secretary of Defense
PPs	partial penetrations
USMC	U.S. Marine Corps
Zn	zinc
Zr	zirconium

NO. OF  
COPIES ORGANIZATION

1 DEFENSE TECHNICAL  
(PDF INFORMATION CTR  
ONLY) DTIC OCA  
8725 JOHN J KINGMAN RD  
STE 0944  
FORT BELVOIR VA 22060-6218

1 US ARMY RSRCH DEV & ENG CMD  
SYSTEMS OF SYSTEMS INTEGRATION  
AMSRD SS T  
6000 6TH ST STE 100  
FORT BELVOIR VA 22060-5608

1 DIRECTOR  
US ARMY RESEARCH LAB  
IMNE ALC IMS  
2800 POWDER MILL RD  
ADELPHI MD 20783-1197

1 DIRECTOR  
US ARMY RESEARCH LAB  
AMSRD ARL CI OK TL  
2800 POWDER MILL RD  
ADELPHI MD 20783-1197

1 DIRECTOR  
US ARMY RESEARCH LAB  
AMSRD ARL CS OK T  
2800 POWDER MILL RD  
ADELPHI MD 20783-1197

3 CDR US ARMY TACOM  
ATTN AMSTA TR S T FURMANIAK  
L PROKURAT FRANKS  
D TEMPLETON  
MS 263  
WARREN MI 48397-5000

1 CDR US ARMY TACOM  
ATTN AMSRD TAR R D HANSEN  
MS 271  
WARREN MI 48397-5000

1 PM  
ATTN SFAE GCSS HBCTS J ROWE  
MS 325  
WARREN MI 48397-5000

2 CDR NGIC  
ATTN J CRIDER  
W GSTATTENBAUER  
2055 BOULDERS RD  
CHARLOTTESVILLE VA 22911-8318

NO. OF  
COPIES ORGANIZATION

1 CRUSADER OPM  
ATTN SFAE GCSS CR E B ROOPCHAND  
BLDG 171A  
PICATINNY ARSENAL NJ 07806-5000

1 DIRECTOR  
DARPA  
3701 NORTH FAIRFAX DR  
ARLINGTON VA 22203-1714

1 PM BFVS  
ATTN SFAE GCSS W BV S M KING  
WARREN MI 48397-5000

1 CDR CARDEROCK DIV NSWC  
ATTN CODE 28 R PETERSON  
9500 MACARTHUR BLVD  
W BETHESDA MD 20817-5700

2 LAWRENCE LIVERMORE NATL LAB  
ATTN R LANDINGHAM L372  
JOHN REAUGH L282  
PO BOX 808  
LIVERMORE CA 94550

2 LOS ALAMOS NATL LAB  
ATTN F ADDESSIO M BURKETT  
PO BOX 1663  
LOS ALAMOS NM 87545

1 NAVAL RSCH LABORATORY  
ATTN CODE 6684  
4555 OVERLOOK AVE SW  
WASHINGTON DC 20375

5 SANDIA NATL LAB  
ATTN J ASAY MS 1811  
R BRANNON MS 0751  
L CHHABILDAS MS 1811  
D CRAWFORD MS 0836, 9116  
M FORRESTAL DIV 1551  
PO BOX 5800  
ALBUQUERQUE NM 87185-0307

1 AIR FORCE ARMAMENT LAB  
ATTN AFATL DLJW W COOK  
EGLIN AFB FL 32542



<u>NO. OF</u> <u>COPIES</u>	<u>ORGANIZATION</u>
4	INST FOR ADVNCD TECH ATTN S BLESS H FAIR J HODGE R SUBRAMANIAN 3925 W BRAKER LANE AUSTIN TX 78759-5316
1	UNIV OF DAYTON RSCH INST ATTN KLA 14 N BRAR 300 COLLEGE PARK DAYTON OH 45469-0182
3	SOUTHWEST RSCH INST ATTN C ANDERSON J RIEGEL J WALKER 6220 CULEBRA RD SAN ANTONIO TX 78238
4	US DEPT OF ENERGY ALBANY RSCH CENTER ATTN J HANSEN (2 copies) P TURNER (2 copies) 1450 QUEEN AVE SW ALBANY OR 97321-2198
1	BROWN UNIV DIV OF ENGINEERING ATTN R CLIFTON PROVIDENCE RI 02912
2	UNIV OF CA SAN DIEGO DEPT OF APPL MECH & ENGR SVC RO11 ATTN S NEMAT NASSER M MEYERS LA JOLLA CA 92093-0411
2	AERONAUTICAL RSCH ASSN ATTN R CONTILIANO J WALKER PO BOX 2229 50 WASHINGTON RD PRINCETON NJ 08540
1	APPLIED RSCH ASSN INC ATTN D GRADY 4300 SAN MATEO BLVD NE STE A ALBUQUERQUE NM 87110

<u>NO. OF</u> <u>COPIES</u>	<u>ORGANIZATION</u>
1	BRIGGS COMPANY ATTN J BACKOFEN 2668 PETERSBOROUGH ST HERNDON VA 222071-2443
3	CERCOM ATTN R PALICKA G NELSON B CHEN 1960 WATSON WAY VISTA CA 92083
1	CYPRESS INTERNTL ATTN A CAPONECCHI 1201 E ABINGDON DR ALEXANDRIA VA 22314
1	EICHELBERGER CONSULTANT R J EICHELBERGER 409 W CATHERINE ST BEL AIR MD 21014-3613
1	EPSTEIN AND ASSN ATTN K EPSTEIN 2716 WEMBERLY DR BELMONT CA 94002
1	GENERAL RSCH CORP PO BOX 6770 SANTA BARBARA CA 93160-6770
3	GDLS ATTN W BURKE MZ436 21 24 G CAMPBELL MZ436 30 44 D DEBUSSCHER MZ436 20 29 38500 MOUND RD STERLING HTS MI 48310-3200
3	GDLS ATTN J ERIDON MZ436 21 24 W HERMAN MZ435 01 24 S PENTESCU MZ436 21 24 38500 MOUND RD STERLING HTS MI 48310-3200
1	INTERNATL RSCH ASSN ATTN D ORPHAL 4450 BLACK AVE PLEASANTON CA 94566

NO. OF  
COPIES ORGANIZATION

1 JET PROPULSION LAB  
IMPACT PHYSICS GROUP  
ATTN M ADAMS  
4800 OAK GROVE DR  
PASADENA CA 91109-8099

3 OGARA HESS & EISENHARDT  
ATTN G ALLEN  
D MALONE  
T RUSSELL  
9113 LE SAINT DR  
FAIRFIELD OH 45014

2 ALLVAC OREMET FACILITY  
ATTN J KOSIN  
B MAHONEY  
530 34TH AVE SW  
PO BOX 460  
ALBANY OR 97321

4 POULTER LABORATORY  
SRI INTERNATIONAL  
ATTN D CURRAN  
R KLOOP  
L SEAMAN  
D SHOCKEY  
333 RAVENSWOOD AVE  
MENLO PARK CA 94025

6 RMI TITANIUM CO  
ATTN J BENNETT  
E CHRIST  
F JANOWSKI  
W PALLANTE  
S ROBERTSON  
O YU  
1000 WARREN AVE  
NILES OH 44446

1 TIMET  
ATTN J FANNING  
PO BOX 2128  
HENDERSON NV 89009

1 SIMULA INC  
ATTN R WOLFFE  
10016 SOUTH 51 ST ST  
PHOENIX AZ 85044

NO. OF  
COPIES ORGANIZATION

3 UNITED DEFENSE LP  
ATTN E BRADY  
R JENKINS  
K STRITTMATTER  
PO BOX 15512  
YORK PA 17405-1512

1 ZERNOW TECH SVCS INC  
ATTN L ZERNOW  
425 W BONITA AVE STE 208  
SAN DIMAS CA 91773

1 PENN STATE UNIV  
ATTN DAVE SWANSON  
504L APPLIED SCIENCE BLDG  
STATE COLLEGE PA 16802

5 MENA  
ATTN RICK DeLORME  
1001 COLLEGE STREET  
PO BOX 258  
MADISON IL 62060

1 APPLIED RSCH LAB  
ACOUSTICS PROGRAM  
ATTN D SWANSON  
504L APPLIED SCI BLDG  
UNIVERSITY PK PA 16803

1 RITA JONES  
80 PALISADE AVE  
WHITE PLAINS NY 10607

1 CHARLIA CONYERS  
2412 HAY RAKE CT  
HERNDON VA 20171

1 TIAX LLC  
ATTN JACOB PRETORIUS  
15 ACORN PARK  
CAMBRIDGE MA 02140

1 UNIV OF VIRGINIA  
DEPT OF MATERIALS SCI & ENG  
SCHOOL OF ENG & APPL SCIENCE  
ATTN HAYDN WADLEY  
B214 THORNTON HALL  
116 ENGINEERS WAY  
CHARLOTTESVILLE VA 22903

NO. OF  
COPIES ORGANIZATION

- 1 PACIFIC NORTHWEST NAIL LAB  
ATTN ERIC NYBERG  
MSIN P7-82  
902 BATTELLE BLVD  
RICHLAND WA 99352
- 1 CELLULAR MATERIALS INTRNTL INC  
ATTN YELLAPU MURTY  
2 BOARS HEAD LANE  
CHARLOTTESVILLE VA 22903
- 1 EMBASSY OF AUSTRALIA  
COUNSELLOR DEFENCE SCIENCE  
1601 MASSACHUSETTS AVE NW  
WASHINGTON DC 20036-2273

ABERDEEN PROVING GROUND

NO. OF  
COPIES ORGANIZATION

- 1 DIRECTOR  
US ARMY RSCH LABORATORY  
ATTN AMSRD ARL CI OK (TECH LIB)  
BLDG 4600
- 1 DIR USA EBCC  
ATTN SCBRD RT  
5183 BLACKHAWK RD  
APG EA MD 21010-5424
- 1 CDR USA SBCCOM  
ATTN AMSCB CII  
5183 BLACKHAWK RD  
APG EA MD 21010-5424
- 1 DIR USAMSA  
ATTN AMXS D  
BLDG 392
- 1 CDR USATEC  
ATTN STEAC LI LV E SANDERSON  
BLDG 400
- 1 CDR US ARMY DTC  
ATTN CSTE DTC TT T M SIMON  
RYAN BLDG
- 2 DIR USARL  
ATTN AMSRD ARL SL BM  
A DIETRICH  
AMSRD ARL SL BE W BRUCHEY  
BLDG 328
- 8 DIR USARL  
ATTN AMSRD ARL D V WEISS  
AMSRD ARL WM  
J SMITH  
J McCAULEY  
P PLOSTINS  
T WRIGHT  
AMSRD ARL WM B M ZOLTOSKI  
AMSRD ARL WM BD D LOWRY  
AMSRD ARL WM BF S WILKERSON
- 1 DIR USARL  
ATTN AMSRD ARL WM TE  
C HUMMER  
BLDG 1116A

ABERDEEN PROVING GROUND

NO. OF  
COPIES ORGANIZATION

13 DIR USARL  
ATTN AMSRD ARL WM M J BEATTY  
S McKNIGHT  
B DOWDING  
AMSRD ARL WM MB R CARTER  
L KECSKES  
S MATHAUDHU  
D SNOHA  
AMSRD ARL WM MC W ROY  
R SQUILLACIOTI  
AMSRD ARL WM MD E CHIN  
B CHEESEMAN  
K CHO  
J MONTGOMERY

30 HCs DIR USARL

3 CDs ATTN AMSRD ARL WM T  
B BURNS  
P BAKER  
AMSRD ARL WM TA  
D SHOWALTER (3 CDs)  
C HOPPEL  
M BURKINS (5 HCs)  
W GOOCH (5 HCs)  
T HAVEL  
D HACKBARTH  
E HORWATH  
T JONES (10 HCs)  
D KLEPONIS  
B LEAVY  
J RUNYEON  
S SCHOENFELD

13 DIR USARL  
ATTN AMSRD ARL WM TB R BANTON  
R GUPTA  
AMSRD ARL WM TC R COATES  
R ANDERSON  
T FARRAND  
K KIMSEY  
D SCHEFFLER  
L MAGNESS  
R MUDD  
S SCHRAML  
S SEGLETES  
R SUMMERS  
W WALTERS

NO. OF  
COPIES ORGANIZATION

13 DIR USARL  
ATTN AMSRD ARL WM TD S BILYK  
T BJERKE  
D CASEM  
J CLAYTON  
D DANDEKAR  
M GREENFIELD  
Y HUANG  
B LOVE  
H MEYER  
M RAFTENBERG  
E RAPACKI  
M SCHEIDLER  
T WEERASOORIYA

FOREIGN ADDRESSES

NO. OF  
COPIES ORGANIZATION

3 AERONAUTICAL & MARITIME  
RSCH LAB  
N MURMAN  
S CIMPOERU  
D PAUL  
PO BOX 4331  
MELBOURNE VIC 3001  
AUSTRALIA

1 ARMSCOR  
L DU PLESSIS  
PRIVATE BAG X337  
PRETORIA 0001  
SOUTH AFRICA

1 DEFENCE RSCH AGENCY  
FORT HALSTEAD SEVEN OAKS  
KENT TN 14 7BP  
UNITED KINGDOM

1 CARLOS III UNIV OF MADRID  
C NAVARRO  
ESCUELA POLTEENICA SUPERIOR  
C/BUTARQUE 15  
28911 LEGANES MADRID  
SPAIN

1 CELIUS MATERIAL TEKNIK  
KARLSKOGA AB  
L HELLNER  
S 69180 KARLSKOGA  
SWEDEN

3 CENTRE D'ETUDES GRAMAT  
J CAGNOUX  
C GALLIC  
J TRANCHET  
GRAMAT 46500  
FRANCE

1 MINISTRY OF DEFENCE  
DGA DSP STTC G BRAULT  
4 RUE DE LA PORTE D'ISSY  
00460 ARMEES  
F 75015 PARIS  
FRANCE

NO. OF  
COPIES ORGANIZATION

1 CONDAT  
J KIERMEIR  
MAMLANSTR 28  
85298 SCHEYERN  
GERMANY

1 OSAKA UNIVERSITY  
JOINING & WELDING RSCH INST  
ATTN DR K KONDOH  
11-1 MIHOGAOAKA IBARAKI  
OSAKA 567-0047 JAPAN

2 DEFENCE PROCUREMENT AGCY  
G LAUBE  
W ODERMATT  
BALLISTICS WPNS & COMBAT  
VEHICLE TEST CTR  
CH 3602 THUN  
SWITZERLAND

1 TDW  
M HELD  
POSTFACH 1340  
D 86523 SCHROBENHAUSEN  
GERMANY

4 DEFENSE RSCH AGENCY  
W CARSON  
T HAWKINS  
B JAMES  
B SHRUBSALL  
PORTON DOWN  
SALISBURY WTTTS SP 04 OJQ  
UNITED KINGDOM

1 DEFENCE RSCH ESTAB  
VALCARTIER ARMAMENTS DIV  
R DELAGRAVE  
2459 PIE XI BLVD N  
PO BOX 8800  
CORCELETTE QUEBEC GOA IRO  
CANADA

2 DEUTSCH FRANZOSISCHES  
FORSCHUNGSINSTITUT ST LOUIS  
H ERNST  
H LERR  
CEDEX 5 RUE DU  
GENERAL CASSAGNOU  
F 68301 SAINT LOUIS  
FRANCE

<u>NO. OF COPIES</u>	<u>ORGANIZATION</u>	<u>NO. OF COPIES</u>	<u>ORGANIZATION</u>
1	DIEHL GMBH AND CO M SCHILDKNECHT FISCHBACHSTRASSE 16 D 90552 ROTBENBACH AD PEGNITZ GERMANY	1	INGENIEURBURO DEISENROTH F DEISENROTH AUF DE HARDT 33 35 D 5204 LOHMAR 1 GERMANY
2	ETBS DSTI P BARNIER M SALLES ROUTE DE GUERAY BOITE POSTALE 712 18015 BOURGES CEDEX FRANCE	1	INST OF CHEMICAL PHYSICS S RAZORENOV 142432 CHERNOGOLOVKA MOSCOW REGION RUSSIAN REPUBLIC
1	FEDERAL MINISTRY OF DEFENCE DIR OF EQPT & TECH LAND RUV 2 D HAUG POSTFACH 1328 53003 BONN GERMANY	7	INST FOR PROBLEMS IN MATLS SCI S FIRSTOV B GALANOV O GRIGORIEV V KARTUZOV V KOVTUN Y MILMAN V TREFILOV 3 KRHYZHANOVSKY STR 252142 KIEV 142 UKRAINE
4	FRANHOFER INSTITUT FUR KURZZEITDYNAMIK ERNST MACH INSTITUT V HOHLER E STRASSBURGER R TRAM K THOMA ECKERSTRASSE4 D 79 104 FREIBURG GERMANY	1	INST FOR PROBLEMS OFSTRENGTH G STEPANOV TIMIRY AZEVSKAYA STR 2 252014 KIEV UKRAINE
1	MINISTRY OF DEFENCE DGA/SPART C CANNAVO 10 PLACE GEORGES CLEMENCEAU BP 19 F 92211 SAINT CLOUD CEDEX FRANCE	3	INST OF MECH ENGR PROBLEMS V BULATOV D INDEITSEV Y MESCHERYAKOV BOLSHOY 61 VO ST PETERSBURG 199178 RUSSIAN REPUBLIC
2	HIGH ENERGY DENSITY RSCH CTR V FORTOV G KANEL IZHORSKAY STR 13/19 MOSCOW 127412 RUSSIAN REPUBLIC	2	IOFFE PHYSICO TECH INST E DROBYSHEVSKI A KOZHUSHKO ST PETERSBURG 194021 RUSSIAN REPUBLIC
1	R OGORKIEWICZ 18 TEMPLE SHEEN LONDON SW 14 7RP UNITED KINGDOM	2	NATL DEFENCE HDQRTRS PMO MRCV MAJ PACEY PMO LAV A HODAK OTTOWA ONTARIO KIA OK2 CANADA

NO. OF  
COPIES ORGANIZATION

1 OTO BREDA  
M GUALCO  
VIA VALDIOCCHI 15  
119136 LA SPEZIA  
ITALY

5 RAPHAEL BALLISTICS CTR  
M MAYSELESS  
Y PARTOM  
G ROSENBERG  
Z ROSENBERG  
Y YESHURUN  
BOX 2250  
HAIFA 31021  
ISRAEL

1 ROYAL NETHERLANDS ARMY  
JHOENEVELD  
V D BURCHLAAN 31  
PO BOX 90822  
2509 LS THE HAGUE  
NETHERLANDS

NO. OF  
COPIES ORGANIZATION

1 DEFENCE MATERIEL ADMIN  
WEAPONS DIRECTORATE  
A BERG  
S 11588 STOCKHOLM  
SWEDEN

2 CENTRE DE RECHERCHES  
ET D'ETUDES D'ARCUEIL  
D BOUVART  
C COTTENNOT  
16 BIS AVENUE PRIEUR DE  
LA COTE D'OR  
F 94114 ARCUEIL CEDEX  
FRANCE

Total: 1 PDF, 243 HCs, 3 CDs

INTENTIONALLY LEFT BLANK.