

AD\_\_\_\_\_

Award Number: DAMD17-03-1-00376

TITLE: Antineoplastic Efficacy of Novel Polyamine Analogues in Human Breast Cancer.

PRINCIPAL INVESTIGATOR: Yi Huang, M.D., Ph.D.

CONTRACTING ORGANIZATION: Johns Hopkins University School of Medicine  
Baltimore, MD 21231

REPORT DATE: June 2007

TYPE OF REPORT: Annual Summary

PREPARED FOR: U.S. Army Medical Research and Materiel Command  
Fort Detrick, Maryland 21702-5012

DISTRIBUTION STATEMENT: Approved for Public Release;  
Distribution Unlimited

The views, opinions and/or findings contained in this report are those of the author(s) and should not be construed as an official Department of the Army position, policy or decision unless so designated by other documentation.

REPORT DOCUMENTATION PAGE				Form Approved OMB No. 0704-0188	
Public reporting burden for this collection of information is estimated to average 1 hour per response, including the time for reviewing instructions, searching existing data sources, gathering and maintaining the data needed, and completing and reviewing this collection of information. Send comments regarding this burden estimate or any other aspect of this collection of information, including suggestions for reducing this burden to Department of Defense, Washington Headquarters Services, Directorate for Information Operations and Reports (0704-0188), 1215 Jefferson Davis Highway, Suite 1204, Arlington, VA 22202-4302. Respondents should be aware that notwithstanding any other provision of law, no person shall be subject to any penalty for failing to comply with a collection of information if it does not display a currently valid OMB control number. <b>PLEASE DO NOT RETURN YOUR FORM TO THE ABOVE ADDRESS.</b>					
1. REPORT DATE 01-06-2007		2. REPORT TYPE Annual Summary		3. DATES COVERED 1 JUN 2006- 31 MAY 2007	
4. TITLE AND SUBTITLE  Antineoplastic Efficacy of Novel Polyamine Analogues in Human Breast Cancer				5a. CONTRACT NUMBER	
				5b. GRANT NUMBER DAMD17-03-1-0376	
				5c. PROGRAM ELEMENT NUMBER	
6. AUTHOR(S)  Yi Huang, M.D., Ph.D.  Email: <a href="mailto:yhuang19@jhmi.edu">yhuang19@jhmi.edu</a>				5d. PROJECT NUMBER	
				5e. TASK NUMBER	
				5f. WORK UNIT NUMBER	
7. PERFORMING ORGANIZATION NAME(S) AND ADDRESS(ES)  Johns Hopkins University School of Medicine Baltimore, MD 21231				8. PERFORMING ORGANIZATION REPORT NUMBER	
9. SPONSORING / MONITORING AGENCY NAME(S) AND ADDRESS(ES) U.S. Army Medical Research and Materiel Command Fort Detrick, Maryland 21702-5012				10. SPONSOR/MONITOR'S ACRONYM(S)	
				11. SPONSOR/MONITOR'S REPORT NUMBER(S)	
12. DISTRIBUTION / AVAILABILITY STATEMENT Approved for Public Release; Distribution Unlimited					
13. SUPPLEMENTARY NOTES					
14. ABSTRACT Naure polyamines play an important role in cell proliferation and differentiation. Synthetic polyamine analogues can mimic natural polyamines in the down-regulation of polyamine biosynthesis, but analogues cannot promote cell growth. Our previous results show that polyamine analogues also down-regulate estrogen receptor $\alpha$ (ER $\alpha$ ), the principle target in human breast cancer therapy. This proposal was designed to investigate the molecular mechanisms and the therapeutic efficacy of oligomines in the treatment of human breast cancer. In the fourth year of this award, we investigated the possible roles of the polyamines biosynthetic pathway in polyamine analogues mediated repress on ER $\alpha$ . In our latest studies, we demonstrated that ER $\alpha$ expression was repressed after ornithine decarboxylase (ODC), the polyamines biosynthetic key enzyme, was down-regulated by siRNA in several human breast cancer cell lines. Apoptosis and cell cycle arrest were also induced. These results indicated that the polyamine synthetic pathway is a key mediator of polyamine analogue induced ER alpha suppression.					
15. SUBJECT TERMS Polyamine analogues, breast cancer, growth inhibition, apoptosis.					
16. SECURITY CLASSIFICATION OF:			17. LIMITATION OF ABSTRACT	18. NUMBER OF PAGES	19a. NAME OF RESPONSIBLE PERSON
a. REPORT	b. ABSTRACT	c. THIS PAGE			USAMRMC
U	U	U	UU	7	19b. TELEPHONE NUMBER (include area code)

<b>Introduction.....</b>	<b>4</b>
<b>Body.....</b>	<b>4</b>
<b>Key Research Accomplishments.....</b>	<b>5</b>
<b>Conclusions.....</b>	<b>5</b>
<b>References.....</b>	<b>7</b>

## Introduction

The critical role of polyamines in cell growth has led to the development of a number of strategies to interfere with polyamine metabolism including the novel polyamine analogues known as oligoamines. Our previous studies showed that the oligoamines significantly inhibit the key polyamine biosynthesis enzyme, ornithine decarboxylase and decrease the polyamine pools. The most importantly, our data demonstrated that oligoamines suppress expression and the ligand-dependent transcriptional activity of the estrogen receptor  $\alpha$  (ER $\alpha$ ), a principal determinant of breast cell growth and therapy. However, the mechanism of how oligoamines suppression of ER $\alpha$  is still unclear.

The purpose of this project is to elucidate the molecular mechanisms and the therapeutic efficacy of a novel class of polyamine analogues in the treatment of human breast cancer.

## Body

**Technical Objective 1:** To determine the role of the polyamine biosynthetic pathway in ER suppression by polyamine analogues.

In our previous results, we have demonstrated that CGC-11144 and several other polyamine analogues have suppressed the mRNA transcript and protein expression of estrogen receptor  $\alpha$  in human breast cancer cells, whereas neither ERbeta nor other steroid hormonal receptors are affected by oligoamines. The possible mechanism of suppression of estrogen receptor  $\alpha$  have been investigated.

To investigate whether the down-regulation of ER $\alpha$  by oligoamines occurs through the down-regulation of polyamine biosyntheses, siRNA interfering experiments were carried out. Two specific siRNAs were designed and synthesized. We demonstrated that we could suppress the ornithine decarboxylase gene transcript and significantly decrease the protein level of ornithine decarboxylase by siRNA (Fig. 1). Subsequently, polyamine pool level was decreased after siRNA treatment (Fig. 2).

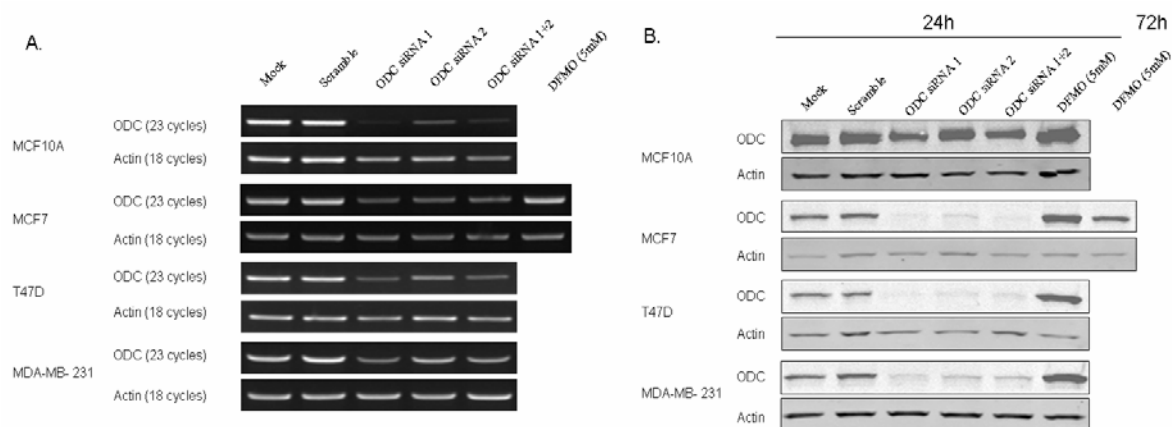


Fig. 1. Effects of siRNA on ornithine decarboxylase transcripts and proteins. Breast cell lines were transiently transfected by ODC siRNA or treated by 5  $\mu$  M DFMO, a ornithine decarboxylase inhibitor. 24h after transfection, total RNA were prepared for RT-PCR to measure ODC transcript levels (A) or total proteins were prepared for Western blotting to measure ODC protein level (B).

We also observed that ER $\alpha$  mRNA and proteins were markedly decreased by ornithine decarboxylase siRNA in MCF7 and T47D cells, whereas other steroid hormone receptors, RAR,

and VDR, were unaffected by ODC siRNA (Fig.3). Subsequently, decreased expression of progesterone receptor (PR) and cyclin D1, two downstream estrogen receptor-regulated genes was also observed. We further demonstrated that down-regulation of ODC led cell cycle arrest and increased apoptosis. ODC siRNAs were transiently transfected MCF7 cells. Cell growth was inhibited and PARP cleavage was observed (Fig. 4).

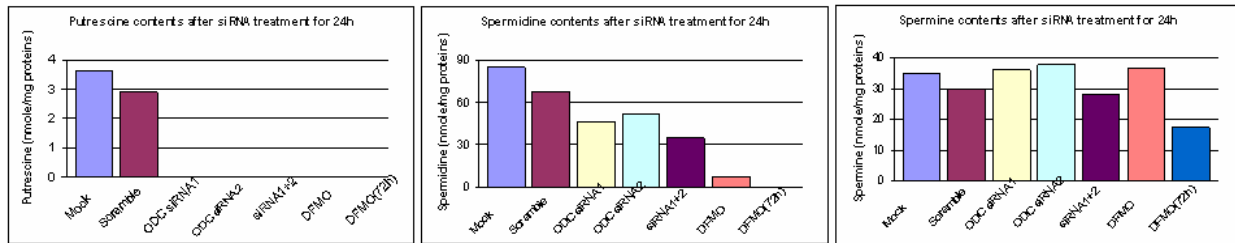


Fig. 2. Regulation of intracellular polyamine pools by ornithine decarboxylase siRNA. Polyamine pools (putrescine, spermidine and spermine) were assessed in MCF7 cells after the cells were transiently transfected with ornithine decarboxylase siRNA.

**Technical Objective 2:** Investigate the molecular mechanisms by which polyamine analogs repress ER gene transcription

DNA affinity precipitation assays (DAPA) and mass spectrometry was performed to identify and monitor the recruitment of transcription factors at the ER minimal promoter. Biotin-labeled oligonucleotides were designed and synthesized. The components of the multi-proteins complexes bound to ER minimal promoter could be precipitated and identified. The results of this study are currently under investigating and evaluation.

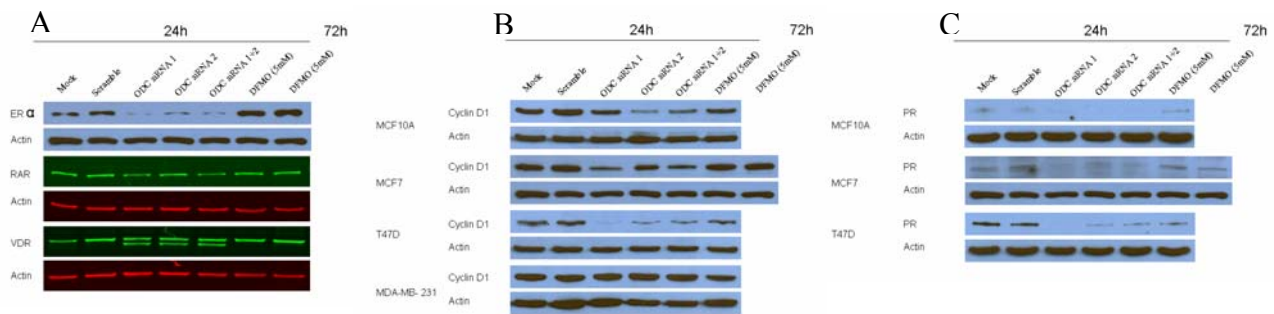


Fig. 3. Effects of ornithine decarboxylase siRNA on ER $\alpha$  and ER $\alpha$ -responsive genes. Ornithine decarboxylase siRNA was specifically suppressed estrogen receptor  $\alpha$  (ER $\alpha$ ), but not other steroid hormonal receptors (A). ER $\alpha$ -responsive genes, cyclin D1 (B) and progesterone receptor (PR) (C) were down-regulated by ODC siRNA.

### Key Research Accomplishments

- 1) Our studies suggest that the polyamine biosynthetic pathway plays an integral role in oligoamine mediated down-regulation of ER $\alpha$ .
- 2) Interference of polyamine biosynthesis contributes to oligoamine-induced cell cycle arrest and apoptosis in human breast cancer cells.

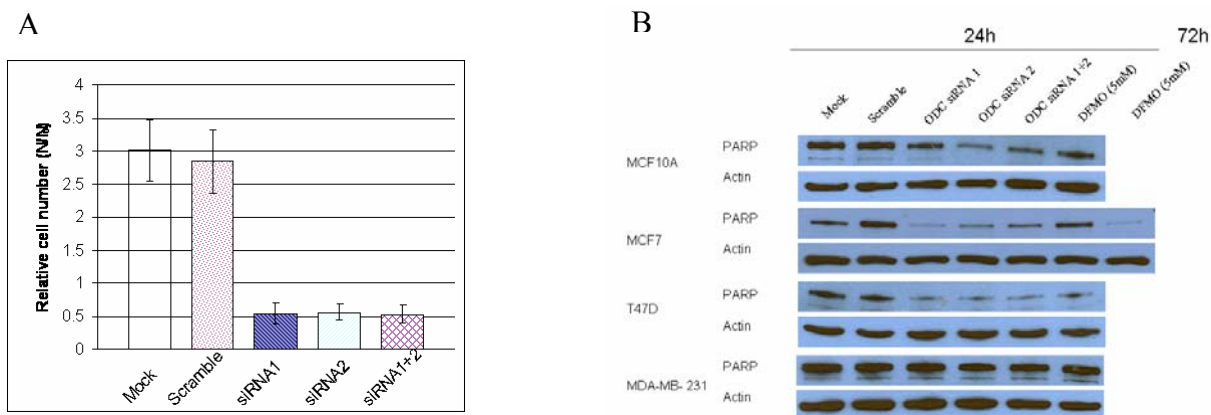


Fig.4. Effects of ornithine decarboxylase siRNA on cell growth and apoptosis. Cell growth was inhibited by ornithine decarboxylase siRNA in MCF7 cells (A) and apoptosis was induced (B).

### Conclusions

Intracellular polyamines are essential for cell growth. Polyamine analogues can mimic natural polyamine regulation but are biologically inactive or have altered functions. An innovative class of polyamine analogues, oligoamines has been developed for cancer treatment. The oligoamines down-regulate polyamine biosynthesis and inhibit breast cancer cell growth by induction of apoptosis. They specifically suppress expression and activity of the estrogen receptor alpha (ER $\alpha$ ), a principal determinant of growth and differentiation in human breast cancer cells. We have demonstrated that down-regulation of ornithine decarboxylase by siRNA suppresses the protein expression of ornithine decarboxylase and decreases the cellular polyamine pools. Expression of ER $\alpha$ , and downstream ER $\alpha$  responsive genes are repressed. These findings also suggest that the polyamine biosynthetic pathway has an important role in the down-regulation of ER $\alpha$  expression by polyamine analogues in breast cancer cells and underscored the rationale of targeting the polyamine biosynthetic pathway as a potential approach to breast cancer therapy and/or prevention.

## References

1. **Huang, Y.**, and Davidson, N.E. Book Chapter: Breast Cancer. In: *Principles of Molecular Medicine* (2<sup>nd</sup> ed). Runge, M., and Patterson, WC. (eds), Humana Press, 2006.
2. **Huang, Y.**, Pledge A.M., Casero, R.A., Davidson, N.E. Molecular mechanisms of polyamine analogues in cancer cells. *Anti-Cancer Drugs*, 16(3): 229-241, 2005.
3. **Huang, Y.**, Hager, E.R., Phillips, D.L., Dunn, V.R., Hacker, A., Frydman, B., Kink J.A., Valasinas, A.L., Reddy, V.K., Marton, L.J., Casero, R.A., and Davidson, N.E. A Novel Polyamine analog inhibits growth and induces apoptosis in human breast cancer cells. *Clin. Cancer. Res.*, 9: 2769-2777, 2003.
4. **Huang, Y.**, Keen, J.C., Hager, E.R., Smith, R., Frydman, B., Valasinas, A.L., Reddy, V.K., Marton, L.J., Casero, R.A., and Davidson, N.E. Regulation of polyamine analogue cytotoxicity by c-Jun in human cancer MDA-MB-435 Cells. *Mol. Cancer Res.*, 2: 81-88, 2004.
5. **Huang, Y.**, Pledge A., Rubin E., Marton, L.J., Woster, P.M., Sukumar, S., Casero, R.A., and Davidson, N.E. Role of p53/p21<sup>WAF1/CIP1</sup> activation in the mediation of polyamine analogue induced growth inhibition and cell death in human breast cancer cells. *Cancer Biol. Ther.*, 4(9):1006-1013, 2005.
6. **Huang, Y.**, Keen, J.C., Pledge A., Marton, L.J., Zhu, T., Sukumar, S., Park, B.H., Blair, B.G., Brenner, K., Casero, R.A., and Davidson, N.E. Polyamine analogues down-regulate estrogen receptor  $\alpha$  expression in human breast cancer cells. *J. Biol. Chem.*, 281(28): 19055-19063, 2006.