

## General Interoperability Concepts

**Mr. Jonathan Searle, Mr. John Brennan**  
Simulation and Synthetic Environment Laboratory (SSEL)  
Defence Academy of the United Kingdom  
Cranfield University  
UK

[J.R.Searle@cranfield.ac.uk](mailto:J.R.Searle@cranfield.ac.uk) / [j.m.brennan@cranfield.ac.uk](mailto:j.m.brennan@cranfield.ac.uk)

### INTRODUCTION

Ongoing military operations throughout the world have demonstrated an increased reliance on the cooperation and collaboration of many nations and multiple services that employ disparate systems and varying procedures. Although combined operations of the past seem similar on the surface, the coalition operations of today typically involve a greater number of nations with more complex systems. These complex systems, and their associated training systems, were typically acquired in isolation with little to no consideration given to interoperability. Only recently have some nations begun to expend resources on addressing the grander issue of incompatibility within the battlespace.

Consider the following anecdote as a means of portraying this situation. Within a larger, long term campaign, a two-ship close air support (CAS) package from Nation A has been assigned a short notice high priority target to assist friendly ground forces in securing a strategic objective. The target area is likely well protected, but it is in rugged terrain and the level of integrated air defence is currently unknown. Nevertheless, the CAS package is launched. Target ingress is successful and weapons are launched as planned; however, upon initial egress, enemy air defences engage the CAS package, and the situation is compounded by local area unfamiliarity. Ultimately, one of the CAS aircraft is downed leaving the pilot behind enemy lines. Airborne early warning and command and control assets from Nation B are notified, and a combat search and rescue (CSAR) effort from Nation C, in concert with already embedded Special Forces from Nation D, is initiated immediately. As with the CAS package, the CSAR effort is unfamiliar with the target area and must rely on quick planning using traditional paper products (i.e. maps). Although the rescue effort eventually succeeds (12 hours later), the component forces encounter difficulties exchanging data and procedural information, which nearly compromises the Special Forces element, and the entire mission.

Had the various elements of this operation been able to train and mission rehearse in a networked and distributed synthetic environment (SE), participating nations may have been able to identify and correct some of the technical and non-technical issues, resulting in a more effective and efficient outcome. Such an effort is by no means trivial – the wide range in roles and systems necessitate an equally wide range in simulation systems (virtual simulators, visualisation and analysis software, environmental data, networking elements); however, the task is not insurmountable, and the technology exists today to make networked, SE-based training and mission rehearsal a reality for coalition forces. Concerned nations and agencies must first articulate the need in the form of characteristic solutions, and recognise the long-term benefits that initial investments in SE technology and processes have to offer. Of course, technology does not hold all of the answers; technical solutions must be complemented by efforts in the organisational and military cultural domains as well.

The aim of this paper is to examine some of the fundamental concepts and issues surrounding interoperability within the modelling and simulation (M&S) and SE realm. By taking a look at

# Report Documentation Page

Form Approved  
OMB No. 0704-0188

Public reporting burden for the collection of information is estimated to average 1 hour per response, including the time for reviewing instructions, searching existing data sources, gathering and maintaining the data needed, and completing and reviewing the collection of information. Send comments regarding this burden estimate or any other aspect of this collection of information, including suggestions for reducing this burden, to Washington Headquarters Services, Directorate for Information Operations and Reports, 1215 Jefferson Davis Highway, Suite 1204, Arlington VA 22202-4302. Respondents should be aware that notwithstanding any other provision of law, no person shall be subject to a penalty for failing to comply with a collection of information if it does not display a currently valid OMB control number.

1. REPORT DATE <b>01 SEP 2006</b>		2. REPORT TYPE <b>N/A</b>		3. DATES COVERED <b>-</b>	
4. TITLE AND SUBTITLE <b>General Interoperability Concepts</b>				5a. CONTRACT NUMBER	
				5b. GRANT NUMBER	
				5c. PROGRAM ELEMENT NUMBER	
6. AUTHOR(S)				5d. PROJECT NUMBER	
				5e. TASK NUMBER	
				5f. WORK UNIT NUMBER	
7. PERFORMING ORGANIZATION NAME(S) AND ADDRESS(ES) <b>Simulation and Synthetic Environment Laboratory (SSEL) Defence Academy of the United Kingdom Cranfield University UK</b>				8. PERFORMING ORGANIZATION REPORT NUMBER	
9. SPONSORING/MONITORING AGENCY NAME(S) AND ADDRESS(ES)				10. SPONSOR/MONITOR'S ACRONYM(S)	
				11. SPONSOR/MONITOR'S REPORT NUMBER(S)	
12. DISTRIBUTION/AVAILABILITY STATEMENT <b>Approved for public release, distribution unlimited</b>					
13. SUPPLEMENTARY NOTES <b>See also ADM001943., The original document contains color images.</b>					
14. ABSTRACT					
15. SUBJECT TERMS					
16. SECURITY CLASSIFICATION OF:			17. LIMITATION OF ABSTRACT	18. NUMBER OF PAGES	19a. NAME OF RESPONSIBLE PERSON
a. REPORT <b>unclassified</b>	b. ABSTRACT <b>unclassified</b>	c. THIS PAGE <b>unclassified</b>			

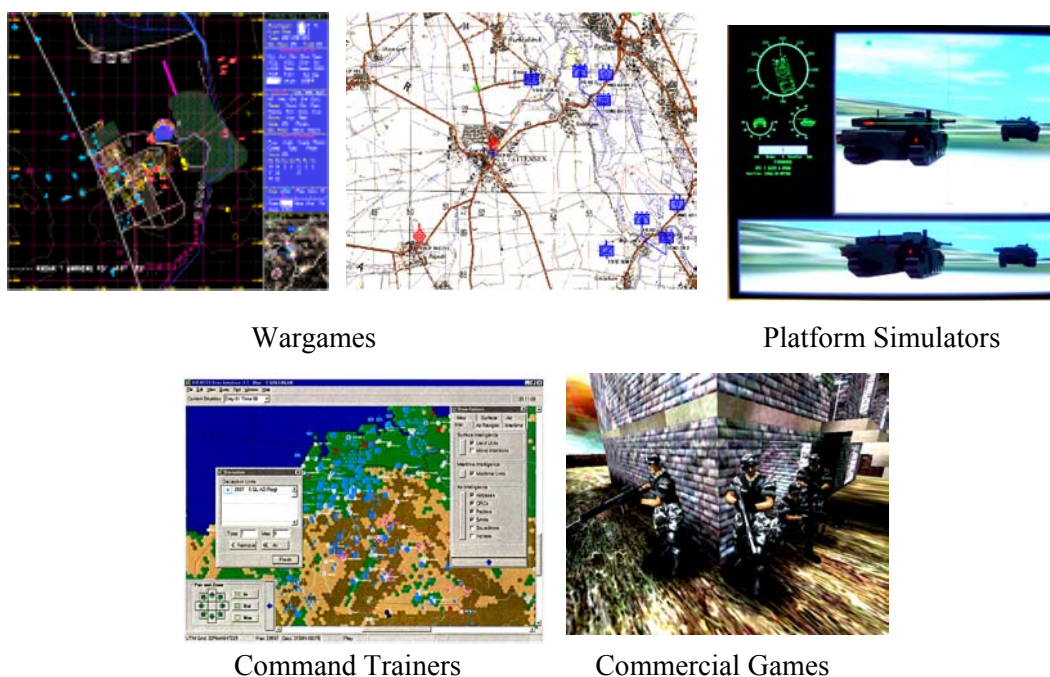
## General Interoperability Concepts

interoperability basics, the concept of reuse and some of the associated challenges, we hope to shed some light on the feasibility and issues concerning the collective use of M&S / SE tools to enhance defence processes.

### INTEROPERABILITY BASICS

The idea of networking systems together, whether generically or for use specifically in simulation is not new. Networking information systems, particularly via the Internet, has lead to a vast increase in the availability of information. Given proper oversight, this high degree of information sharing has the potential to increase the effectiveness and efficiency of virtually any domain<sup>1</sup>. The M&S realm recognised the benefits of networking, and the current day practice of connecting military simulations over a wide area network (WAN) began with the SimNet project under DARPA in the early 1980s<sup>[1]</sup>. Over the past two decades, the supporting technology and processes have taken networked distributed simulation to a new level wherein complex models and simulations federate together to address a wide variety of issues within the defence arena.

Notwithstanding the significant advances in technology, the creation of a distributed network of disparate simulations is certainly not a trivial task; the wide variety of simulations and their associated applications have lead to different architectures and methods of interoperating. Figure 1 identifies some of the various classes of simulations, as well as some of the systems common to the United Kingdom (UK) Ministry of Defence (MoD). All of the simulations in Figure 1 can be networked but not necessarily to each other. The reason for this limitation is that each of the simulation examples shown uses a different architecture for networking among multiple instantiations of themselves. On a larger scale, in order to even begin thinking about achieving interoperability among multiple, disparate systems, one must explore some of the fundamental differences in networking architectures.



**Figure 1: Various Networkable Simulations.**

<sup>1</sup> Robert Metcalf's Law states that the value or power of a network increases as the square of the number of its nodes.

The early days of networked simulations employed what we will call the classical simulation architectures – architectures that provided limited networking functionality. Figure 2 portrays a schematic of the classic *Terminal Server* architecture, wherein all of the data resided and all of the battle processing occurred on a central server. The individual player terminals were simply graphical interfaces through which the users would respond to only graphics commands that were literally sent from the central server to the individual player stations. The Janus wargame, still in use by the British and Canadian armies, functions according to this architecture.

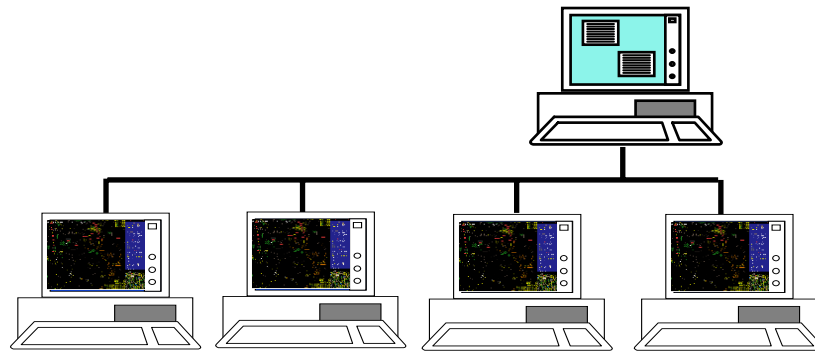


Figure 2: Terminal Server Architecture.

A comparable architecture from the perspective of the user is shown in Figure 3. Despite the apparent similarity, the *Client Server* architecture is sufficiently different once one begins to look a little deeper. In this architecture, all battle assessments are still executed on the central server. The difference is that the server then sends battle update information (vice simple graphics commands) over the network and the individual client stations run some form of local intelligent processes. Some data is retained at the client station, which is displayed on a locally stored map. The extent of local processing may vary among different client server systems, giving rise to the terms *Fat* and *Thin* clients. The ABACUS command and staff training (CAST) wargame functions according to this architecture. Although these two classical architectures facilitated networking, it was done within a single, closed system using proprietary constructs and protocols. As such, an attempt to interoperate two systems such as Janus and ABACUS would be non-trivial in the least, and may not even make sense from a conceptual and functional perspective.

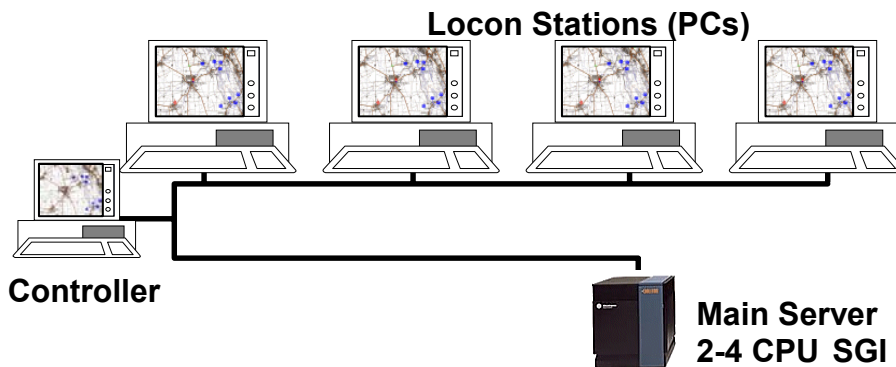


Figure 3: Client Server Architecture.

Interoperability can carry different meanings within different domains. The North Atlantic Treaty organisation (NATO) defines interoperability as:

## General Interoperability Concepts

*“The ability of Alliance forces and, when appropriate, forces of Partner and other nations to train, exercise and operate effectively together in the execution of assigned missions and tasks”.*<sup>[ii]</sup>

More simply, the Longman Dictionary of the English Language (1984) defines *inter* as “among ... carried on between” and *operate* as “to carry on military ... action or mission”. Essentially interoperability within a military context means for all participating elements to have the ability to function in a combined and consistent manner to achieve a common objective. Aside from any textbook or academic definition of interoperability, the fundamental concept of enabling many agencies and organisations to cooperate for increased effectiveness and efficiency should be somewhat intuitive. Indeed, the desire and ability to pool resources is certainly not just an M&S community issue; Figure 4 identifies the Levels of Information Systems Interoperability (LISI)<sup>[iii]</sup> and the NATO C3 Technical Architecture Reference Model for Interoperability, both of which categorise generic information sharing and data exchange in a progressive and hierarchical fashion. Even though the general concept of interoperability may have global commonality, the precise understanding and associated benefits within specific domains will vary.

<u>LISI – Levels of Information System Interoperability</u>	<u>NMI – NC3TA (NATO C3 Technical Architecture) Reference Model for Interoperability</u>
Isolated Systems No physical connections	No Data Exchange No physical connection
Connected Systems Homogeneous product exchange	Unstructured Data Exchange Human readable free text
Distributed Systems Heterogeneous product exchange	Structured Data Exchange Human interpretable, Manual action required
Integrated Systems Shared apps & shared data	Seamless Data Sharing
Universal Systems Enterprise-wide shared systems	Common data model Automated data sharing Seamless Information Sharing Universal interpretation Cooperative data processing

**Figure 4: Levels of Interoperability.**

Within the defence M&S realm, interoperability has specific benefits and challenges from technical and non-technical perspectives. First and foremost, the ability to interoperate disparate simulation systems promotes the *train as you fight* philosophy and enables the expansion of individual activities to team activities. The networking of live, virtual and constructive simulation systems amongst themselves and to real world systems has facilitated both the move away from training, analysis and experimentation in isolation, and the creation of collaborative working environments. It is within these synthetic environments<sup>2</sup> that defence organisations have found some relief from the fiscal constraints imposed over the past 15 to 20 years. New and innovative methods, enabled by advances in technology, are beginning to create alternative means to carry out defence activities where the lack of resources simply will not allow one to employ the live systems as in the past. Despite the bright future that M&S seems to promise, these potential benefits do not come without their issues and challenges. Some of these challenges will be highlighted later in the paper. Finally, a topic that will be examined in more detail in the next section,

<sup>2</sup> The UK MoD defines a synthetic environment as "A computer-based representation of the real world, usually a current or future battle space, within which any combination of 'players' may interact. The 'players' may be computer models, simulations, people or instrumented real equipments." [www.mod.uk/issues/simulation/policy.htm](http://www.mod.uk/issues/simulation/policy.htm)

simulation interoperability has led to the concept of reusing any existing M&S investment in new or different ways.

## INTEROPERABILITY AND REUSE

Reuse (the concept of taking something that has already been designed and developed for one purpose and using it for a similar or another purpose) is a topic that is not new to the science and engineering realms<sup>3</sup>. Indeed the automotive industry has leveraged this concept for many decades. In the software realm, designers, developers and coders have been striving to produce modular systems with the intent of being able to reuse component elements (such as functions) from one application to the next. In fact, “code reuse is increasing with the advent of standards such as COM and JavaBeans.”<sup>[iv]</sup> Thus, it is not surprising that reuse has become a prominent theme in M&S.

A key issue when considering reuse is what exactly a simulation practitioner should aim to reuse. Many defence M&S agencies have established structured and managed collections of models and simulations, known, in most instances, as modelling and simulation resource repositories (MSRR)<sup>4</sup>. Typically, these repositories list simulation applications representing completed executable systems as opposed to reusable component models. This level of reuse may or may not be appropriate; what should M&S practitioners aim to reuse: whole models; sub-models; components; data; databases? Figure 5 uses a conceptual model of an aircraft in an attempt to depict the various levels at which model reuse might be appropriate. In fact, not all communities agree that reuse is always appropriate. Take for instance the operations research (OR) community, which has been developing and employing models for many decades. This community tends to abide by the fundamental definition of a model – a representation of an element of the real world *for a specific purpose*. As such, the OR view is that any useful model will be fit for purpose and should not be used for applications other than that for which it was designed. Another perspective is that one cannot simply keep complex components on the shelf waiting to be reused; this would likely result in a deterioration of the knowledge and skill associated with models. Whether or not there is a conclusive answer to this question is a debatable issue.

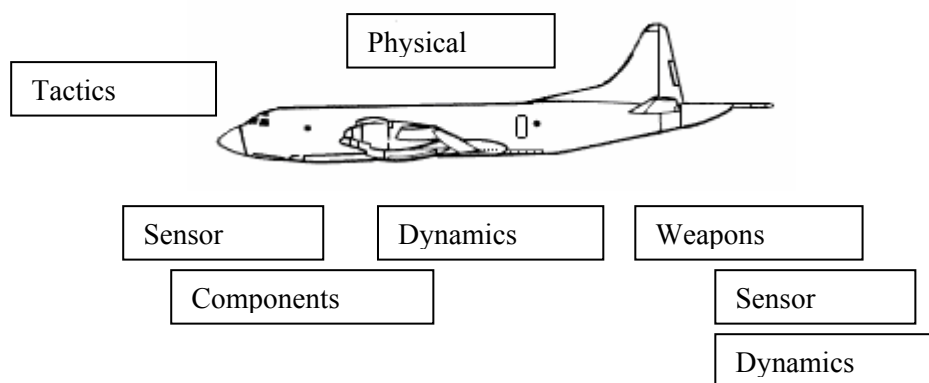


Figure 5: Conceptual Model Example.

<sup>3</sup> An example that makes significant use of this concept is the recent upgrade to the US Marine Corps AH-1 and UH-1 helicopter fleets wherein an 84% commonality of components (drive train, cockpit, software) between the two platforms will ensure a reduction in logistic support and strategic lift requirements. (USMC Concepts + Programs, Aviation Combat Element legacy Platform Modernization, March 2005)

<sup>4</sup> Examples include: the USAF – [afmsrr.afams.af.mil](http://afmsrr.afams.af.mil); the US Army – [www.msrr.army.mil](http://www.msrr.army.mil); the Canadian Forces - [www.drddc-rddc.gc.ca/seco/msrr\\_e.htm](http://www.drddc-rddc.gc.ca/seco/msrr_e.htm).

## General Interoperability Concepts

Assuming that reuse is appropriate and viable in the M&S community, one can begin to see that interoperability and reuse are closely related. In order to reuse a given component within a larger system, one must ensure that it can interoperate with the other elements of the systems (at least those with which data/information must be exchanged). This issue is one of the many at the forefront of research efforts in the M&S realm. Over the past two decades networked and distributed simulation activities have expended significant effort on achieving interoperability amongst disparate systems. Figure 6 portrays a ladder of interoperability and reuse signifying progress as networked and distributed simulation technologies and methodologies have matured<sup>[v]</sup>. This push up the ladder of interoperability has been facilitated by an increase in reuse through a broadening in technical concepts and standards.

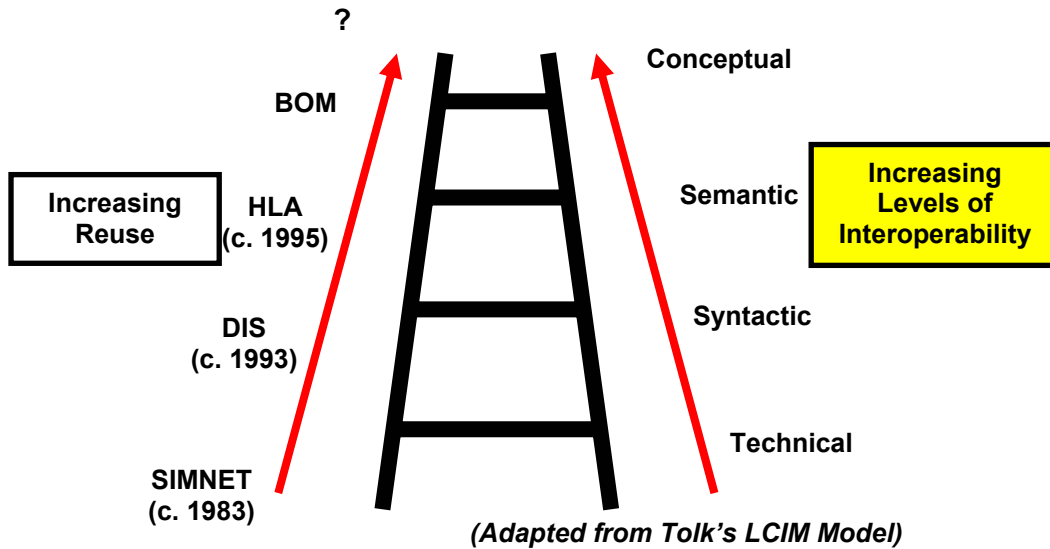


Figure 6: Ladder of Interoperability.

The increase in reuse and the broadening in interoperability have impacted defence processes, technology, operations and culture. Considering M&S as a tool that has potential to be applied across the entire spectrum of defence activity, increased interoperability and reuse facilitate the dissolution of stove-piped capability generation. One current example of pan-defence application of M&S is found in the Joint Strike Fighter (JSF) Distributed Product Description (DPD)<sup>5</sup> that operates in two collaborative environments: one managed by the government (focused on strike warfare) and another managed by the contractor (focused on engineering and manufacturing)<sup>[vi]</sup>. Figure 7, from the JSF DPD Project Coordinator, provides an overview of how M&S serves as a facilitation layer between the JSF DPD and the various functional elements in the life cycle. The push towards distributed and federated systems, and the rapid advances in information technology, has prompted defence organisations to support, adopt and leverage commercial standards. Distributed Interactive Simulation (DIS) and the High Level Architecture (HLA) began as US DoD efforts and then transitioned to IEEE standards (IEEE 1278 and IEEE 1516 respectively).

<sup>5</sup> A DPD is a web-based, distributed collection of authoritative information provided to users in such a manner as to appear as a single product representation.

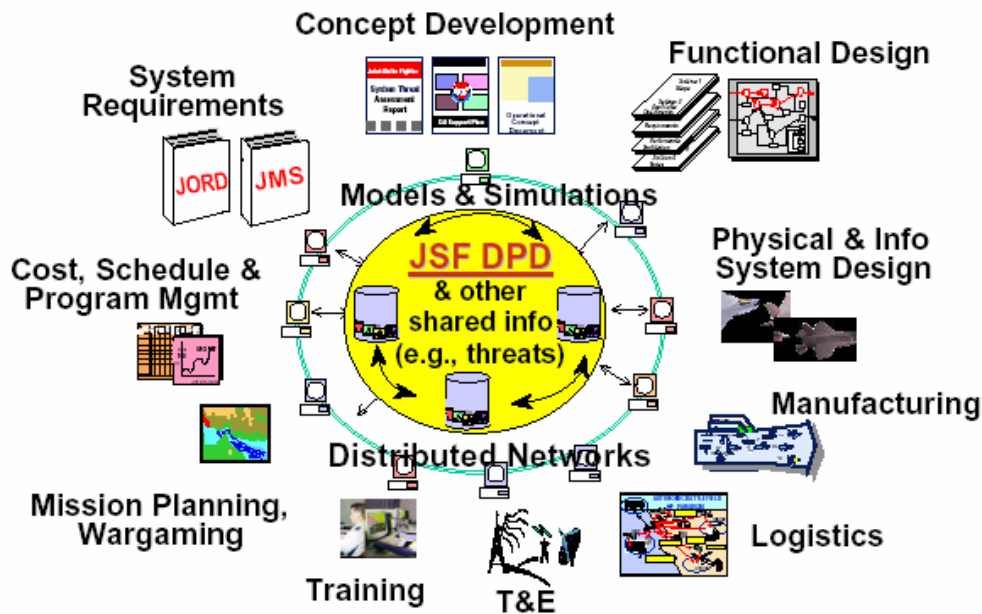


Figure 7 : JSF DPD ([www.dtic.mil/ndia](http://www.dtic.mil/ndia)).

One final example demonstrates the impact on operations and culture – the push towards implementing the concept of network enabled capability (NEC).<sup>6</sup> In simple terms, NEC aims to leverage technical interoperability to eventually achieve conceptual interoperability amongst distributed, disparate forces to generate common, more thorough situational awareness. Herein lies the parallel: networked simulations aim to achieve a similar goal by bringing together distributed resources for a whole that is greater than the sum of its parts.

## CHALLENGES

It should be evident by this point that interoperability and integration as related to M&S is a non-trivial task. There are challenges both within the realm of M&S itself and between the M&S realm and the real world.

Technology has made significant advances, to the point where technical and syntactic interoperability have been made easier (but certainly not trivial). Greater challenges reside in higher levels of interoperability (i.e. the appropriate alignment of purposes between distributed simulation participants); this becomes more important and challenging when one looks to span M&S across the entire life cycle of a capability. Other challenges include:

- Matching capability amongst participating simulations;
- Matching fidelity amongst participating systems;
- Sharing information between services and across borders (functional, domain and political); and
- Integrating legacy systems that still have a purpose.

When examining challenges that exist between the M&S realm and real world one must first recall the fundamental definition of a model: *a representation of an element of the real world for a purpose*. As such, models, by nature, will have *gaps* when compared to the real world. As one attempts to

<sup>6</sup> For a more detailed look at NEC from a UK MoD perspective see [www.mod.uk/issues/nec/](http://www.mod.uk/issues/nec/) .



interoperate M&S systems with real world systems, these gaps could prove to be problematic; the real world system might attempt to exchange, or might be expecting data/information for which the simulation was not designed to handle. As an extension to this concept, in specifying new simulation systems, designers might encounter a desire to incorporate too much complexity (in an effort to allow a more seamless interface with the real world); consequently, a challenge to abstract appropriately arises. Fundamentally, one must ensure that the necessary data can be exchanged between the two realms and that any exceptions are handled gracefully.

### SUMMARY

Interoperability has long been the *Holy Grail* within defence communities world wide – particularly of late with the increase in joint and coalition operations. The shift to an increased use of M&S for training and mission rehearsal has seen a transfer of similar issues across to the M&S realm. Interoperability of distributed simulation systems began wider use in the early 1980's and has seen steady increase ever since. The concept of reuse has also become more prominent as it is closely related to, and can facilitate, interoperability – the primary question here is at what level does one focus reuse efforts.

Benefits do not come without their challenges. Many technological issues have been addressed over the past two decades with a certain degree of success. One must also address non-technical challenges – those challenges that have their roots in practical and conceptual level views of the problem domain. Finally, as the overlap between the M&S realm and the real world grows, more challenges will surface.

### REFERENCES

- [i] See [http://www.peostri.army.mil/PRODUCTS/PC\\_BASED\\_TECH/](http://www.peostri.army.mil/PRODUCTS/PC_BASED_TECH/).
- [ii] APP-6 (V) NATO Glossary of Terms and Definitions, August 2000.
- [iii] *The Levels of Conceptual Interoperability Model*, Dr Andreas Tolk et al, September 2003.
- [iv] *Software Engineering – An Object-Oriented Perspective*, Eric J. Braude, 2001, John Wiley & Sons.
- [v] The underlying concept for this ladder is an adaptation of Tolk's LCIM Model: *The Levels of Conceptual Interoperability Model*, Dr Andreas Tolk et al, September 2003.
- [vi] *Building a Distributed Product Description for the Joint Strike Fighter*, Jim Hollenbach, [www.dtic.mil/ndia/2001sbac/hollenbach.pdf](http://www.dtic.mil/ndia/2001sbac/hollenbach.pdf).


***NATO RTO Lecture Series  
MSG-043  
Integration of Modelling & Simulation***

***General Interoperability Concepts***

**Jonathan Searle & John Brennan  
Defence Academy – Cranfield University  
Simulation and Synthetic Environment Laboratory  
Engineering Systems Department**




# Introduction



## Combat SAR Scenario

# Outline

- ❑ Classical simulation architectures
- ❑ Interoperability Basics
- ❑ Computing Analogy
- ❑ Interoperability and Reuse
- ❑ Through Life Implications
- ❑ Distributed / Federated Systems
- ❑ Parallels with NEC / NCO (?)
- ❑ Challenges



[www.agi.com](http://www.agi.com)

# Why Network Simulations - 1

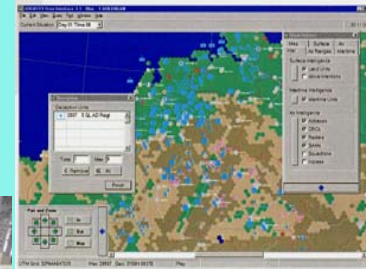

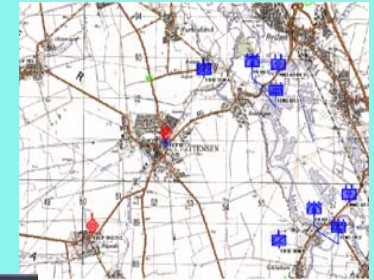
## Traditional Reasons:

- ❑ To enable multi-user access or involvement
- ❑ For delivery to remote sites & for access to scarce / central resources
- ❑ To drive ('stimulate') other resources from simulation
- ❑ To build single systems from multiple components
  
- ❑ Given the growth of networking and the internet generally .....  
Why shouldn't there also be similar / parallel benefits from networking of M&S systems?



# Some Example Networked Simulations

- ❑ US Janus wargame
- ❑ UK ABACUS wargame
- ❑ Platform Simulators
- ❑ High Level CAST (US JTC, UK JOCASTS)
- ❑ Commercial games (Doom, Quake, HL, etc.)



**All are simulations - but they employ different network architectures.**

# Classical Simulation Architectures

## □ Terminal-Server:

- Central server computer driving 'dumb' input/output stations
- Battle assessed/executed centrally
- Outstations do no significant processing & retain no data

## □ Client-Server:

- Still central server computer executing battle
- Outstations now do some significant processing
- Outstations do retain/store data.

Closed and Proprietary

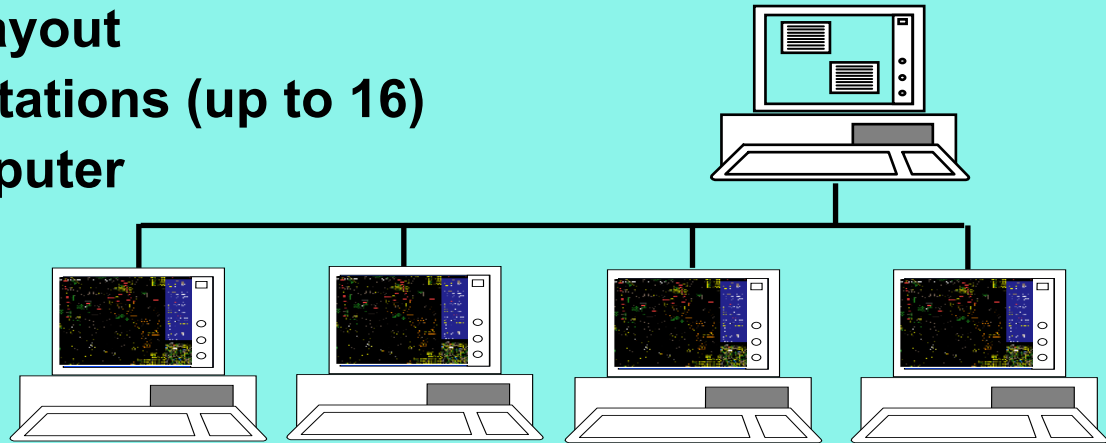


# Classical Simulation Architectures

## □ JANUS Wargame Layout

- Multiple player stations (up to 16)
- Single host computer

Terminal Server



- Central server runs battle, does all processing and holds ALL data
- Player stations need only be ‘dumb’ terminals (& hold NO data)
- Server literally sends out ‘graphics’ commands (ie no explicit battle information or data passes across network)
- Graphics commands interpreted by a special program (RTX)
- RTX may run on actual player station or elsewhere on network
- Player station simply responds to graphics commands
- Centralised Mainframe or ‘Terminal-server’ architecture.

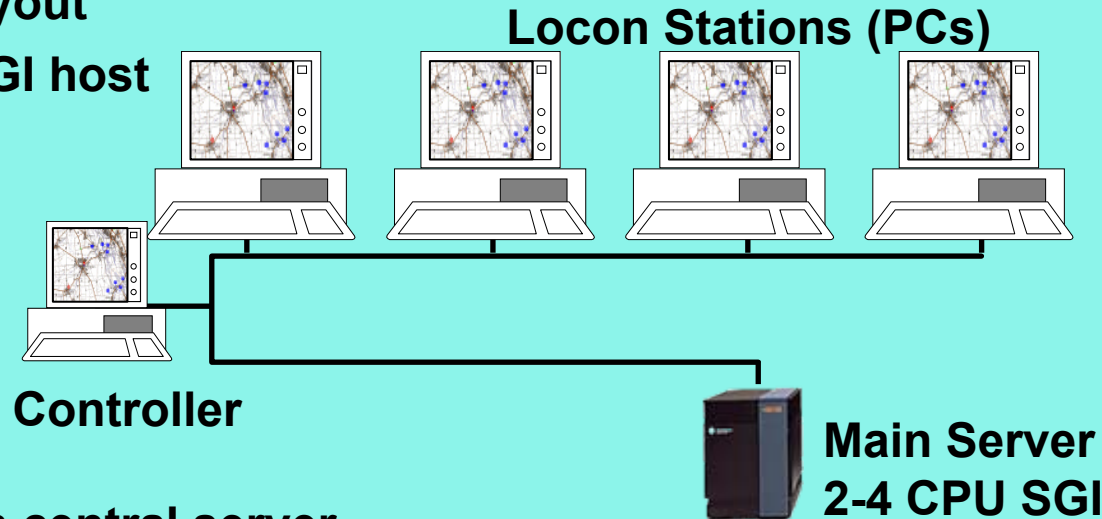


# Classical Simulation Architectures

## □ ABACUS CAST Wargame Layout

- Single Multi-processor SGI host
- Multiple locon stations

Client Server



- All assessments made on central server
- Server sends battle update information over network
- Player stations run an intelligent process (& retain ‘some’ data)
  - Displaying locally stored map data
  - Selectively displaying combat information
- Still a disparity between degrees of processing at Clients and Server.
- Client-Server architecture
- Extent of client processing may vary (‘Fat’ & ‘Thin’ clients)

# Interoperability Basics

## ❑ What is Interoperability?

- “*The ability of Alliance forces and, when appropriate, forces of Partner and other nations to train, exercise and operate effectively together in the execution of assigned missions and tasks.*” APP-6 (V) NATO Glossary of Terms and Definitions, August 2000
- inter – “among ... carried on between”
- operate – “to carry on a military ... action or mission”  
Longman Dictionary of the English Language, 1984

## ❑ Why strive for Interoperability?

- Effectiveness – the “*Train as you fight*” philosophy
- Efficiency – expand individual training to team training

“The whole is better than the sum of the parts”



# Information Systems Interoperability

Interoperability is not just a Modelling & Simulation community issue....

- LISI – Levels of Information System Interoperability
  - Isolated Systems
    - No physical connections
  - Connected Systems
    - Homogeneous product exchange
  - Distributed Systems
    - Heterogeneous product exchange
  - Integrated Systems
    - Shared apps & shared data
  - Universal Systems
    - Enterprise-wide shared systems
- NMI – NC3TA (NATO C3 Technical Architecture) Reference Model for Interoperability
  - No Data Exchange
    - No physical connection
  - Unstructured Data Exchange
    - Human readable free text
  - Structured Data Exchange
    - Human interpretable,
    - Manual action required
  - Seamless Data Sharing
    - Common data model
    - Automated data sharing
  - Seamless Information Sharing
    - Universal interpretation
    - Cooperative data processing

Data consistency, commonality, unambiguous interpretation.



# Computing Analogy

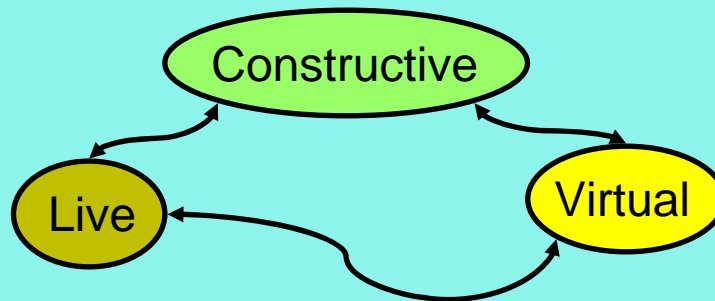
- ❑ PC S/W and H/W development analogy
  - From “bespoke” to plug and play
  
- ❑ *From early machines where care had to be taken in selecting and integrating components and peripherals to ensure they would operate together and where software often had to be written specifically with knowledge of the hardware upon which it was hosted and the peripherals with which it might be used.*
  
- ❑ *To current day machines and operating systems where users expect that most components and peripherals will work across brands and vendors (ie. “plug and play”) to allow the freedom to customise and adapt any particular system as required. Such cross platform functionality depends on standard interfaces implemented in hardware, device drivers, operating system etc.*



# Interoperability Basics

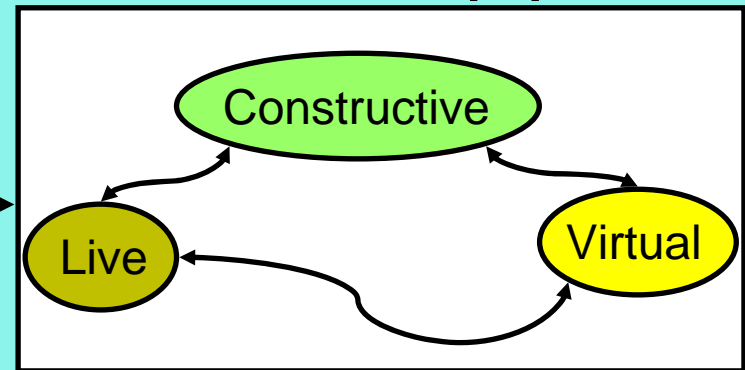
## □ Why Interoperability in M&S?

- Same general reasons ... plus ...
- Generate the ability to link various types and categories of simulations and simulators together



- Generate the ability to link simulations to real world equipment to stimulate for testing, training, etc

**REAL WORLD**



# Why Network Simulations - 2

## Emerging New Application reasons:

- ❑ For interaction between remote sites (eg coalition ops).
- ❑ To add capability or functionality to existing M&S applications.
- ❑ To communicate and cooperate with different organisations, agencies, services, companies, countries...
- ❑ To share processing loads across systems (distributed computing).
- ❑ To re-use existing M&S investment in new ways, contributing to improved efficiency and effectiveness

Federations of networked federates (M&S components)

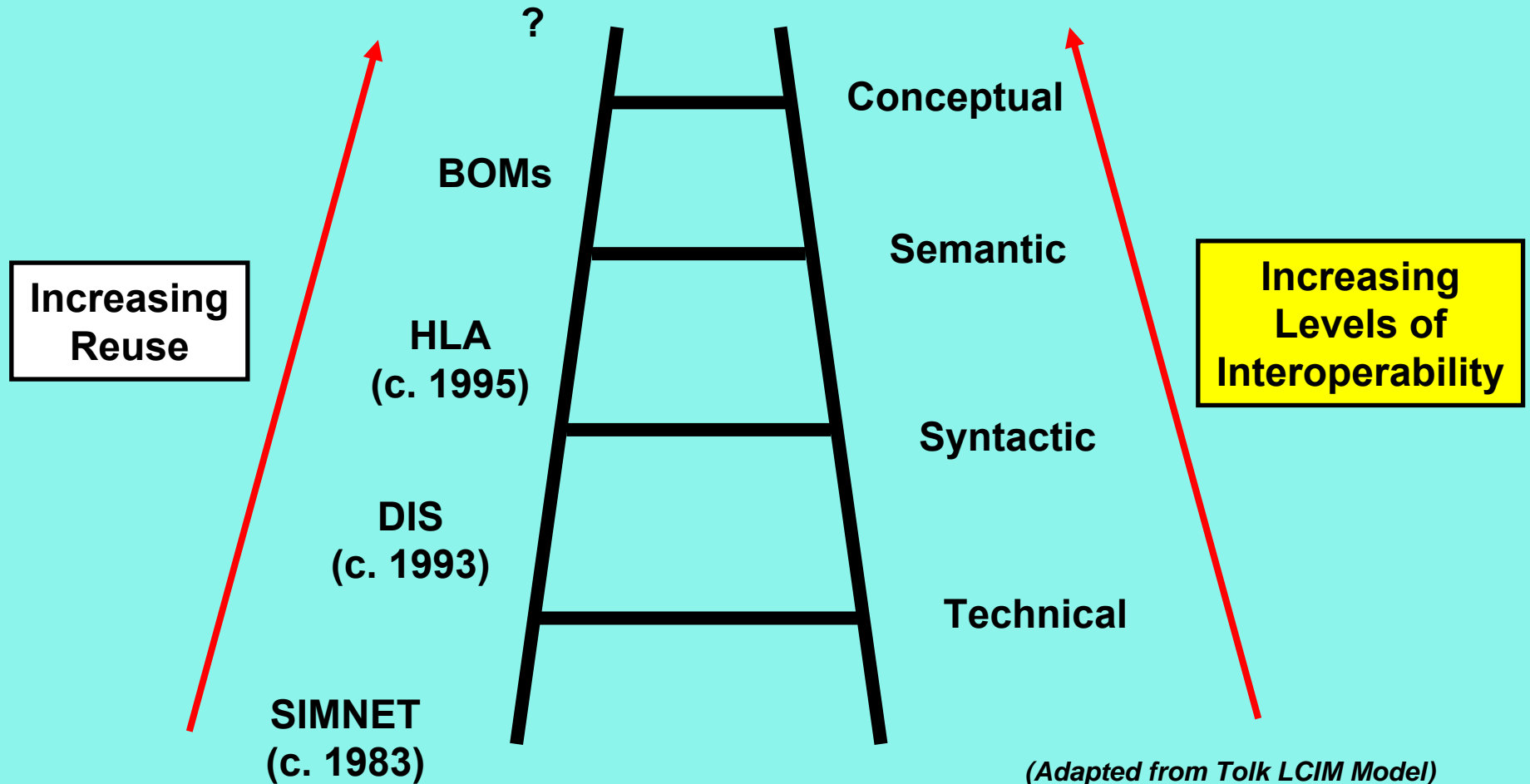


# *Interoperability and Reuse*

- ❑ Not surprising, in terms of finance, resources & consistency, that reuse should be a prominent theme in M&S. But reuse of:
  - Whole models and/or model components (sub-models) ?
  - Data and Databases?
  - etc
  
- ❑ However:
  - Not all communities agree that re-use is always appropriate
  - Also, how easy is it to make a legacy simulation or component interoperable with a newer, current day implementation?
  
- ❑ This is where we begin to expose the concept of varying levels of interoperability (to be expanded upon later)
  
- ❑ Notwithstanding, reuse has matured over time and has brought with it, in parallel, a progression up the ladder of interoperability



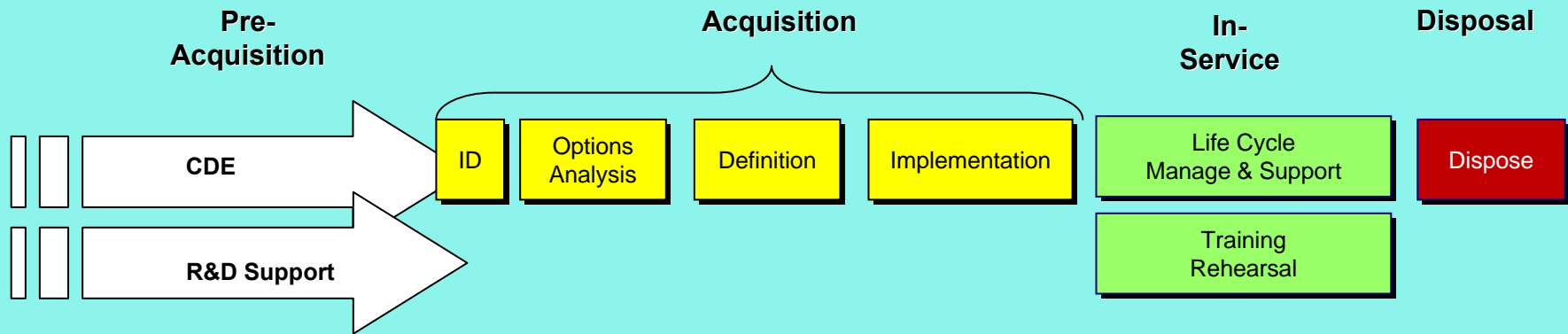
# Interoperability and Reuse





# Through Life Implications

- Models and simulations that are designed and developed during pre-acquisition have the potential to be reused or modified for use throughout the remainder of a system's life cycle.

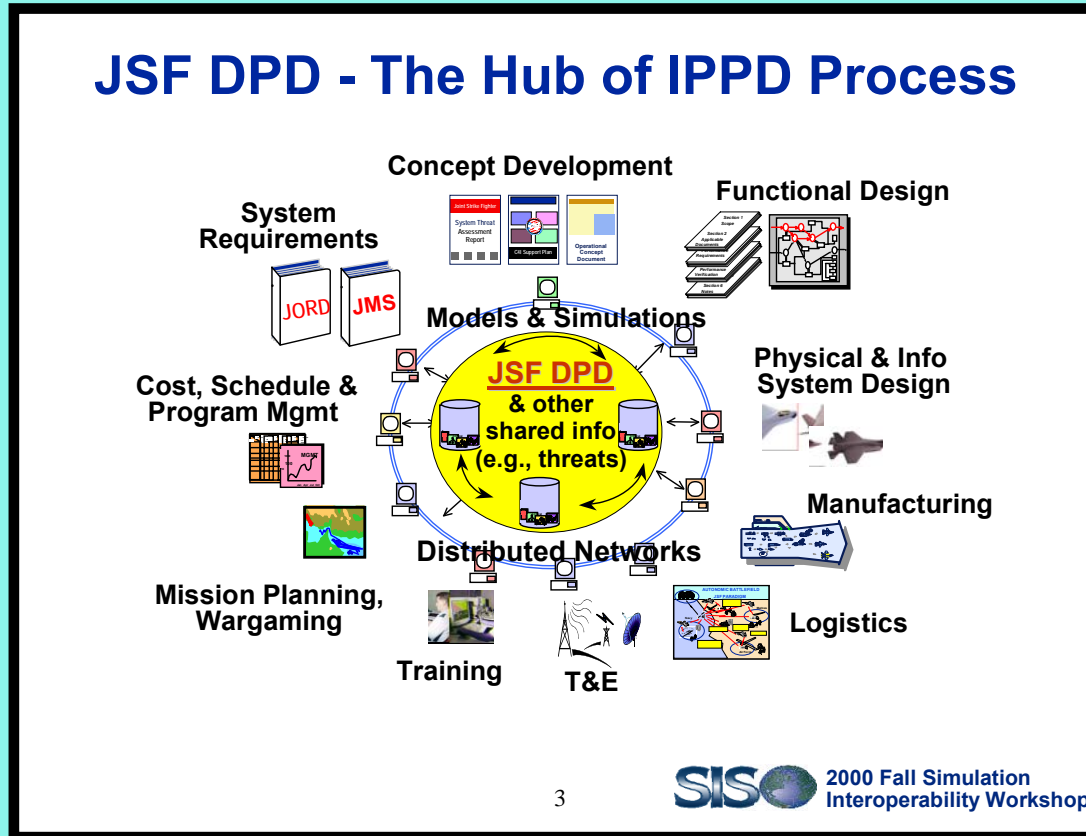


SeBA

*Taken from Espenant, JSMARTS Workshop, June 2004, Canada*

# Through Life Implications

- A good example is the JSF project and its associated Virtual Strike Warfare Environment (VSWE) and Distributed Product Description (DPD) concept (SISO Fall 2000 SIW presentation by Hollenbach)



# Distributed / Federated Systems

- ❑ Distributed System (Tanenbaum, 2002)

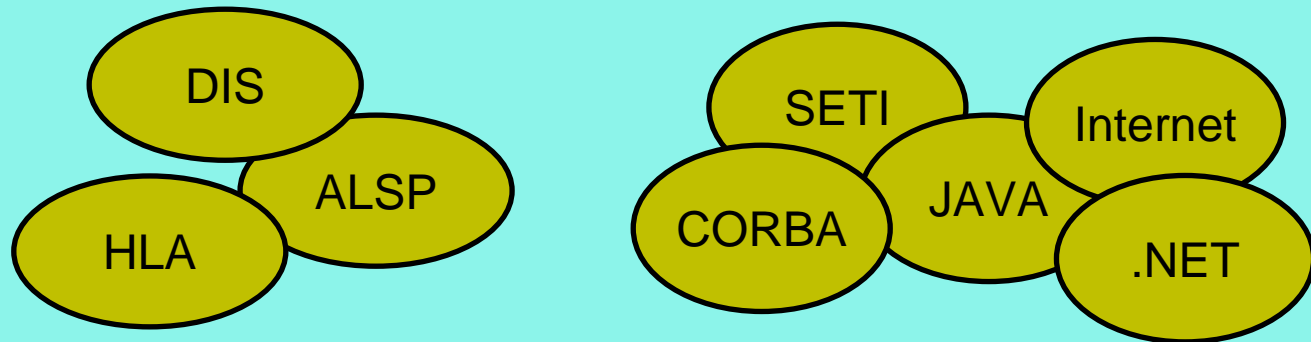
“A distributed system is a collection of independent computers that appears to its users as a single coherent system.”

- ❑ Federation – “*an organization formed by merging several groups*”

[www.wordreference.com](http://www.wordreference.com)

- ❑ Federated System

- Each element manages itself internally while contributing to the whole, but does not communicate independently outside of the federation



# Parallels With NEC/NCO

- **Network Enabled Capability / Network Centric Operations**
  - **Key Concepts:**
    - **Distributed / Knowledgeable / Linked**
  - **NEC Chain:**
    - **Robust network improves information sharing**
    - **Information sharing enhances quality & shared SA**
    - **Shared SA enables collaboration and self synchronization**
    - **Result is increased mission effectiveness**
  
- **Evolution in thinking:**
  - **Platform Centric → Integrated Systems → Network Centric**
  - **NEC is about more than just the technology**
    - **Human and organizational behaviour**
    - **Focus on information flow and interaction**

Conceptual Level

*Alberts, Network Centric Warfare, DoD CCRP*



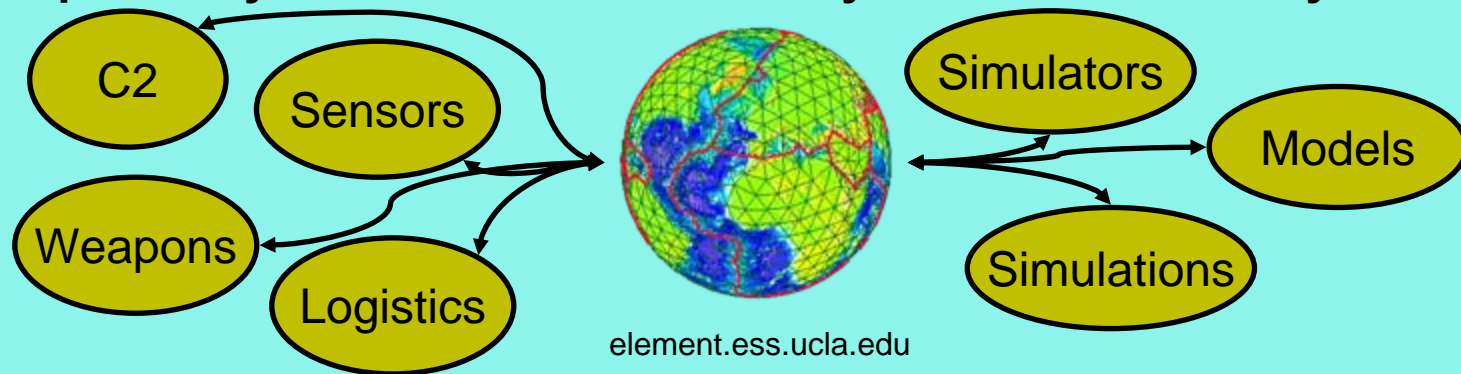
# Parallels With NEC/NCO

- ❑ Proponents of NEC/NCO (particularly in the USA) are working toward establishing the Global Information Grid (GIG)
- ❑ The GIG will function on a “*POST AND SMART PULL*” concept
  - Information is posted to grid by generators
  - Potential users seek and pull what they need

*Alberts, Power to the Edge, DoD CCRP*

- ❑ One concept is that simulation systems will have portals to GIG
  - To allow stimulation of real world systems
  - To collect data for simulation testing, V&V, etc

- ❑ Interoperability becomes critical across yet another boundary



# Challenges

- ❑ **Within the realm of simulation on its own:**
  - **Aligning purposes**
  - **Matching capabilities**
  - **Matching fidelity**
  - **Sharing information**
  
  - **Integrating legacy systems**
  
- ❑ **Between M&S realm and “real world”:**
  - **Models are representations and inherently have gaps when compared to the real world**
  - **Interoperability with real world systems adds more complexity**
  - **Must ensure required data can be exchanged and any exceptions are handled gracefully**



# Summary

- ❑ **Interoperability, although simple in concept, is vast in practice, and the associated effort can vary depending on the work at hand and the scope of the activity**
  - **Highly specialized, focused activity**
  - **System through-life application spanning years**
- ❑ **Regardless, interoperability is a factor in today's complex simulation environments**
- ❑ **Furthermore, interoperability is becoming more important as simulation systems are interconnected with real world systems**
- ❑ **Higher levels of efficiency and effectiveness are possible in achieving interoperability – it must be addressed early on**



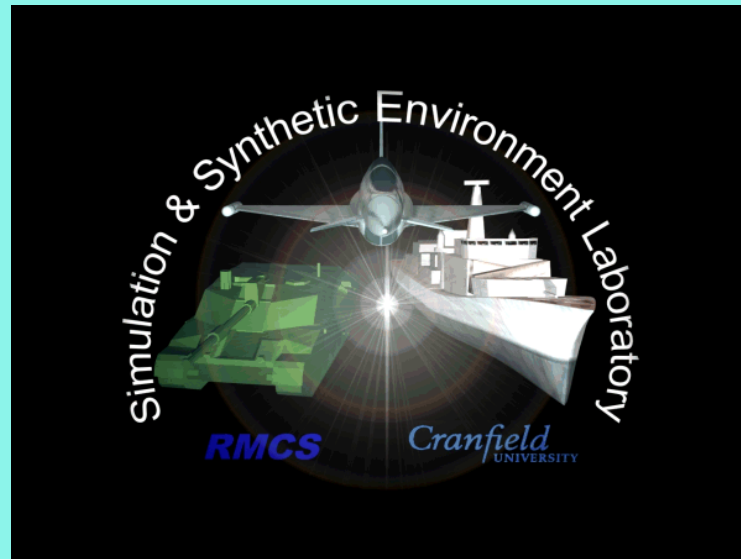
# Questions / Discussion

Mr. Jonathan Searle  
Manager, SSEL  
Defence Academy  
Cranfield University  
+44 (0)1793 785852

[j.r.searle@cranfield.ac.uk](mailto:j.r.searle@cranfield.ac.uk)

Mr. John Brennan  
Lecturer, Defence Simulation  
Defence Academy  
Cranfield University  
+44 (0)1793 785464

[j.m.brennan@cranfield.ac.uk](mailto:j.m.brennan@cranfield.ac.uk)



<http://www.rmcs.cranfield.ac.uk/ssel>