

Nonlinear Dynamic Maximum Power Theorem,
with Numerical Method

John L. Wyatt, Jr.

ABSTRACT

This paper considers the problem of maximizing the energy or average power transfer from a nonlinear dynamic n-port source. The main theorem includes as special cases the standard linear result $Y_{load} = Y_{source}^*$ and a recent finding for nonlinear resistive networks. An operator equation for the optimal output voltage $\hat{v}(\cdot)$ is derived, and a numerical method for solving it is given.

This research was supported by the National Science Foundation under Grant No. ECS 8006878, the Air Force Office of Sponsored Research under Contract #F29620-81-C-0054 and the Defense Advanced Research Projects Agency under contract #N00014-80-C-0622.

The author is with the Department of Electrical Engineering and Computer Science, Massachusetts Institute of Technology, Cambridge, MA 02139.

Report Documentation Page

Form Approved
OMB No. 0704-0188

Public reporting burden for the collection of information is estimated to average 1 hour per response, including the time for reviewing instructions, searching existing data sources, gathering and maintaining the data needed, and completing and reviewing the collection of information. Send comments regarding this burden estimate or any other aspect of this collection of information, including suggestions for reducing this burden, to Washington Headquarters Services, Directorate for Information Operations and Reports, 1215 Jefferson Davis Highway, Suite 1204, Arlington VA 22202-4302. Respondents should be aware that notwithstanding any other provision of law, no person shall be subject to a penalty for failing to comply with a collection of information if it does not display a currently valid OMB control number.

1. REPORT DATE SEP 1983	2. REPORT TYPE	3. DATES COVERED 00-09-1983 to 00-09-1983		
4. TITLE AND SUBTITLE Nonlinear Dynamic Maximum Power Theorem, with Numerical Method		5a. CONTRACT NUMBER		
		5b. GRANT NUMBER		
		5c. PROGRAM ELEMENT NUMBER		
6. AUTHOR(S)		5d. PROJECT NUMBER		
		5e. TASK NUMBER		
		5f. WORK UNIT NUMBER		
7. PERFORMING ORGANIZATION NAME(S) AND ADDRESS(ES) Massachusetts Institute of Technology, Laboratory for Information and Decision Systems, 77 Massachusetts Avenue, Cambridge, MA, 02139-4307		8. PERFORMING ORGANIZATION REPORT NUMBER		
9. SPONSORING/MONITORING AGENCY NAME(S) AND ADDRESS(ES)		10. SPONSOR/MONITOR'S ACRONYM(S)		
		11. SPONSOR/MONITOR'S REPORT NUMBER(S)		
12. DISTRIBUTION/AVAILABILITY STATEMENT Approved for public release; distribution unlimited				
13. SUPPLEMENTARY NOTES				
14. ABSTRACT				
15. SUBJECT TERMS				
16. SECURITY CLASSIFICATION OF:			17. LIMITATION OF ABSTRACT	
a. REPORT unclassified	b. ABSTRACT unclassified	c. THIS PAGE unclassified		
			18. NUMBER OF PAGES 19	19a. NAME OF RESPONSIBLE PERSON

I. Introduction

This paper addresses the problem of extracting the maximum energy or average power from a source with the topology shown in Fig. 1. As in¹ [1], the problem is formulated as finding the optimal output voltage $\hat{v}(\cdot)$ for each current source waveform $i_s(\cdot)$ rather than finding a load that maximizes the power.

The central result is the operator equation (6) for $\hat{v}(\cdot)$. Theorem 1 gives conditions that guarantee uniqueness and global optimality of the solution: the standard result for linear systems [1] and recent work on resistive nonlinear systems [2] follow as special cases. Equation (11) defines a practical algorithm for solving (6), and Theorem 2 gives conditions that guarantee convergence.

The solution $\hat{v}(\cdot)$ can be of engineering value in two ways. First, the average power $\bar{P}(\hat{v})$ tells us the optimal performance that is possible in principle. Second, $\hat{v}(\cdot)$ itself is a concrete design goal. If the source admittance operator F is continuous, a load for which the output approximates $\hat{v}(\cdot)$ (in the Hilbert space norm used in this work) will absorb an average power that approximates $\bar{P}(\hat{v})$.

1. Reference [1] actually deals with the dual network, where the source appears in Thevenin form.

II. Results

2.1) Notation and Definitions

Let L be any real inner product space and \hat{L} any linear subspace of L . An operator $F: \hat{L} \rightarrow L$ is said to be

a) strictly increasing if

$$\langle F(y) - F(x), y-x \rangle > 0, \forall x \neq y \in \hat{L}, \quad (1)$$

b) uniformly increasing if for some $\delta > 0$,

$$\langle F(y) - F(x), y-x \rangle \geq \delta \|y-x\|^2, \forall x, y \in \hat{L}, \quad (2)$$

c) Lipschitz continuous if for some $K \geq 0$,

$$\|F(y) - F(x)\| \leq K \|y-x\|, \forall x, y \in \hat{L}. \quad (3)$$

Let L, L' be any real inner product spaces and $L(L, L')$ denote the space of continuous linear maps from L to L' , with the operator norm [3, p.53]. For $A \in L(L, L')$, let A^{adj} denote the adjoint of A .

Given an operator $F: L \rightarrow L'$ and $x, h \in L$, suppose there exists an element denoted $\delta F(x, h)$ of L' such that

$$\lim_{t \rightarrow 0^+} \left\| \frac{F(x+th) - F(x)}{t} - \delta F(x, h) \right\|_{L'} = 0.$$

Then $\delta F(x, h)$ is called the Gâteaux variation of F at x for the increment h [4, p.251]. If $\delta F(x, h)$ exists for all $x, h \in L$, and if for each $x \in L$ the map $h \rightarrow \delta F(x, h)$ is an element of $L(L, L')$, then F is said to be Gâteaux differentiable on L . In this case the map $x \rightarrow \delta F(x, \cdot)$ is called the Gâteaux derivative of F and denoted $DF: L \rightarrow L(L, L')$ [4, pp.255-256]. Similarly

$\delta F(x, \cdot)$ is denoted $DF(x) \in L(L, L')$, and $\delta F(x, h)$ is denoted $(DF(x))h \in L'$. The value of using the Gateaux derivative rather than the more restrictive Fréchet derivative [4, Chap.3] will become apparent in section 3.1.

The Hilbert space L_n^2 is the set of all measurable functions $\underline{x}: \mathbb{R} \rightarrow \mathbb{R}^n$ such that the integral of $x_j^2(\cdot)$ over \mathbb{R} is finite, $j=1, \dots, n$, equipped with the usual inner product $\langle \cdot, \cdot \rangle$ and norm, $\|\underline{x}\| \triangleq \langle \underline{x}, \underline{x} \rangle^{1/2}$.

For each $T > 0$, $L_{n,T}^2$ is the set of all periodic measurable functions $\underline{x}: \mathbb{R} \rightarrow \mathbb{R}^n$ with period T such that the integral over one period of $x_j^2(\cdot)$ is finite, $j=1, \dots, n$. It is a Hilbert space with the "average power" inner product

$$\langle \underline{x}, \underline{y} \rangle_T \triangleq \frac{1}{T} \int_0^T \underline{x}(t) \cdot \underline{y}(t) dt, \quad (4)$$

where $\underline{x} \cdot \underline{y}$ is the Euclidean inner product on \mathbb{R}^n . The norm on $L_{n,T}^2$ is denoted $\|\underline{x}\|_T \triangleq \langle \underline{x}, \underline{x} \rangle_T^{1/2}$.

2.2) Main Theorem

Theorem 1 (Maximum Average Power in the Periodic Steady State)

Fix $T > 0$ and let the n -port N_1 in Fig. 1 be characterized by an admittance operator $F: L_T \rightarrow L_T$, where L_T is any linear subspace of $L_{n,T}^2$. Suppose F is Gateaux differentiable on L_T and that the associated operator $H: L_T \rightarrow L_T$, given by

$$H: \underline{v} \mapsto F(\underline{v}) + (DF(\underline{v}))^{\text{adj}} \underline{v}, \quad (5)$$

2. Thus, if $\underline{y}(\cdot)$ has period T and lies in $L_{n,T}^2$, the response $\underline{i}(\cdot)$ of N_1 cannot have subharmonics.

is strictly increasing.

Then for each $\underline{i}_S \in H(L_T)$ there is a unique solution $\hat{v}(\underline{i}_S) \in L_T$ to

$$\underline{i}_S = H(\underline{v}), \quad (6)$$

and the average power³ absorbed by the load,

$$\bar{P}(\underline{v}) \triangleq \langle \underline{i}_0, \underline{v} \rangle_T = \langle \underline{i}_S - F(\underline{v}), \underline{v} \rangle_T, \quad (7)$$

has a unique global maximum over L_T , which is attained at $\underline{v} = \hat{v}(\underline{i}_S)$.

Corollary (Maximum Total Energy for Transients)

Let L be a linear subspace of L_n^2 , and substitute L for L_T in the assumptions of Theorem 1. Then the same conclusions⁴ hold, but with $\hat{v}(\underline{i}_S) \in L$ maximizing the total energy $E(\underline{v}) \triangleq \langle \underline{i}_S - F(\underline{v}), \underline{v} \rangle$ over L .

Note that in general F can be nonlinear and time-varying.

In applications one might wish to restrict attention to currents and voltages in $L_{n,T}^2$ with additional properties such as continuity or boundedness. This is the reason for introducing $L_T \subset L_{n,T}^2$ in the formulation of Theorem 1.

The essential idea behind the theorem is that a solution $\hat{v}(\cdot)$ of (6) is a stationary point of $\bar{P}: L_T \rightarrow \mathbb{R}$, and the monotonicity assumption on H guarantees that \bar{P} is strictly concave. Details follow.

3. A more explicit, but cumbersome, notation would be $\bar{P}(\underline{v}, \underline{i}_S)$. Using it, Theorem 1 states that $\forall \underline{v}, \underline{i}_S \in L_T, \bar{P}(\underline{v}, \underline{i}_S) < \bar{P}(\hat{v}(\underline{i}_S), \underline{i}_S)$ if $\underline{v} \neq \hat{v}(\underline{i}_S)$.

4. For the Corollary, the adjoint is of course taken with respect to the inner product on L_n^2 rather than $\langle \cdot, \cdot \rangle_T$.

Proof of Theorem 1

Uniqueness of the solution to (6) follows from the fact that H is strictly increasing. By the chain rule for the composition of Fréchet- and Gâteaux-differentiable functions [4,p.253] \bar{P} is Gâteaux differentiable and for all $\underline{x}, \underline{h} \in L_T$,

$$\begin{aligned} (D\bar{P}(\underline{x}))\underline{h} &= \langle \underline{i}_S - F(\underline{x}), \underline{h} \rangle_T - \langle (DF(\underline{x}))\underline{h}, \underline{x} \rangle_T = \\ &= \langle \underline{i}_S - F(\underline{x}) - (DF(\underline{x}))^{\text{adj}} \underline{x}, \underline{h} \rangle_T = \\ &= \langle \underline{i}_S - H(\underline{x}), \underline{h} \rangle_T. \end{aligned} \tag{8}$$

Thus if $\underline{i}_S \in H(L_T)$,

- a) $D\bar{P}(\hat{\underline{v}}(\underline{i}_S)) = 0 \in L(L_T, L_T)$,
- b) given any $\underline{x}, \underline{y} \in L_T$, the map $\lambda \rightarrow \bar{P}[\underline{x} + \lambda(\underline{y} - \underline{x})]$ is differentiable at each $\lambda \in \mathbb{R}$, and
- c) $\frac{d}{d\lambda} \bar{P}[\underline{x} + \lambda(\underline{y} - \underline{x})] = \langle \underline{i}_S - H[\underline{x} + \lambda(\underline{y} - \underline{x})], (\underline{y} - \underline{x}) \rangle_T$.

To show that $\hat{\underline{v}}(\underline{i}_S)$ globally optimizes \bar{P} , fix $\underline{i}_S \in H(L_T)$, let $\hat{\underline{v}} = \hat{\underline{v}}(\underline{i}_S)$, and choose any $\underline{v} \in L_T$, $\underline{v} \neq \hat{\underline{v}}$. Then

$$\begin{aligned} \bar{P}(\underline{v}) - \bar{P}(\hat{\underline{v}}) &= \\ \bar{P}[\hat{\underline{v}} + \lambda(\underline{v} - \hat{\underline{v}})] \Big|_{\lambda=1} - \bar{P}[\hat{\underline{v}} + \lambda(\underline{v} - \hat{\underline{v}})] \Big|_{\lambda=0} &= \\ \int_0^1 \left\{ \frac{d}{d\lambda} \bar{P}[\hat{\underline{v}} + \lambda(\underline{v} - \hat{\underline{v}})] \right\} d\lambda. & \end{aligned} \tag{9}$$

Using c), the integrand above is

$$\langle \underline{i}_s - H[\underline{\hat{v}} + \lambda(\underline{v} - \underline{\hat{v}})], \underline{v} - \underline{\hat{v}} \rangle_T =$$

(since $\underline{i}_s = H(\underline{\hat{v}})$)

$$-\frac{1}{\lambda} \langle H[\underline{\hat{v}} + \lambda(\underline{v} - \underline{\hat{v}})] - H(\underline{\hat{v}}), [\underline{\hat{v}} + \lambda(\underline{v} - \underline{\hat{v}})] - [\underline{\hat{v}}] \rangle_T, \forall \lambda > 0,$$

and the integrand vanishes at $\lambda=0$. The inner product above is strictly positive for $\lambda \neq 0$ since H is strictly increasing by assumption. Thus the integrand in (9) is negative for $\lambda > 0$ and zero for $\lambda=0$, so $\bar{P}(\underline{v}) < \bar{P}(\underline{\hat{v}})$ as claimed. ■

The proof of the Corollary is essentially identical and will be omitted.

2.3) Relation to "Impedance Matching" Ideas

The emphasis in this paper is on finding the optimal output voltage $\underline{\hat{v}}(\cdot)$, not the optimal load. But the relation to impedance matching ideas deserves comment.

If the load in Fig. 1 is taken to be the (generally noncausal) admittance $G_{opt}: L_T \rightarrow L_T$, defined by

$$G_{opt}: \underline{v} \mapsto (DF(\underline{v}))^{adj} \underline{v}, \quad (10)$$

then the network is uniquely solvable given any $\underline{i}_s \in H(L_T)$, and the output voltage $\underline{v}(\cdot)$, which necessarily equals $\underline{\hat{v}}(\underline{i}_s)$, globally optimizes \bar{P} . This generally noncausal load is "matched" to the source for all inputs $\underline{i}_s \in H(L_T)$, and this result holds generally for a nonlinear, time-varying, even noncausal source admittance F . The reader can easily verify that in the LTI case (10) reduces to the standard linear theorem $Y_{load}(j\omega) = Y_{source}^*(j\omega)$. More detail for the linear 1-port case is given in Section 3.1.

Of course in practice one has a causal load, usually predetermined, and wishes to couple it to the source through a lossless matching network designed to maximize the absorbed power over a range of inputs. In the linear case this important problem is called "broadband matching" [5-8]. We note that in both the linear and nonlinear cases the problem can be viewed as compensating or coupling to a predetermined load using lossless elements in such a way that the response approximates that of the noncausal exact match G_{opt} over the input range of interest.

For a particular drive i_s , the situation is somewhat different. The optimal voltage $\hat{v}(\cdot)$ is unique, but the optimal load is not: the only requirement on \underline{G} is that $\underline{G}(\hat{v}) = G_{opt}(\hat{v})$. In the linear case where \underline{F} and \underline{G} are respectively represented by admittance matrices $Y_S(j\omega)$ and $Y_L(j\omega)$, there are in general infinitely many optimal, positive semidefinite choices of Y_L at a given ω for which the network is uniquely solvable [9]. The problem of finding solutions in particular classes, such as the class of resistive loads, is studied in [10].

2.4) Numerical Algorithm

Equation (8) shows that $i_s - H(v)$ is the gradient [3,p.72], [4,p.196] of \bar{P} at v , $\forall i_s, v \in L_T$. This suggests that we attempt to maximize \bar{P} by a simple "hill-climbing" algorithm of the form

$$x_{j+1} = \lambda(i_s - H(x_j)) + x_j \triangleq M(x_j) \quad (11)$$

for some $\lambda > 0$. Note that under the assumptions of Theorem 1, if $x_j \rightarrow x \in L_T$ and H is continuous, then $i_s = H(x)$ and x globally maximizes \bar{P} . By tightening the assumptions a little further, we can guarantee convergence for all

sufficiently small positive λ .

Theorem 2

Strengthen the assumptions of Theorem 1 by supposing further that L_T is closed and H is uniformly increasing and Lipschitz continuous on L_T . (See (2), (3).) Then for any $i_s \in L_T$, any initial guess $x_0 \in L_T$, and any $\lambda \in (0, 2\delta/K^2)$, the sequence generated by (11) converges to $\hat{v}(i_s)$.

Remark

Note that Theorem 2 also guarantees existence of a solution to (6) for all $i_s \in L_T$, i.e., $H(L_T) = L_T$.

Proof

Since $L_T \subset L_{n,T}^2$ is closed and $L_{n,T}^2$ is complete, L_T is complete [11]. It remains to show that M is contractive, i.e., that for some $C < 1$,

$$\|M(y) - M(x)\|_T \leq C \|y - x\|_T, \quad \forall x, y \in L_T, \quad (12)$$

to guarantee $\|x_n - \hat{v}(i_s)\|_T \rightarrow 0$ by the contraction mapping theorem [3,p.102], [12,p.28]. But

$$\begin{aligned} & \|M(y) - M(x)\|_T^2 = \\ & \langle y - x - \lambda(H(y) - H(x)), y - x - \lambda(H(y) - H(x)) \rangle_T = \\ & \|y - x\|_T^2 - 2\lambda \langle H(y) - H(x), y - x \rangle_T + \lambda^2 \|H(y) - H(x)\|_T^2 \leq \end{aligned}$$

$$(1 - 2\lambda\delta + \lambda^2 K^2) \|\tilde{y-x}\|_T^2 \triangleq C^2(\lambda) \|\tilde{y-x}\|_T^2,$$

and $C^2(\lambda) < 1, \forall \lambda \in (0, 2\delta/K^2)$. ■

III. Examples

3.1) Linear Operators and Memoryless Operators

Consider the time-invariant scalar case for simplicity, and let L_T^2 stand for $L_{1,T}^2$.

If F_ℓ is the convolution operator: $v \mapsto a * v$ where $a: \mathbb{R} \rightarrow \mathbb{R}$ is absolutely integrable, then for each $T > 0$, F_ℓ is a continuous linear operator: $L_T^2 \rightarrow L_T^2$ and therefore Gâteaux (in fact, Fréchet) differentiable. Since F_ℓ is linear $DF_\ell(x) \equiv F_\ell$, and the reader can easily verify that $(DF_\ell(x))^{\text{adj}} = F_\ell^{\text{adj}}: v(\cdot) \mapsto a(-\cdot) * v(\cdot)$, i.e., the adjoint operation turns the impulse response around in time. Furthermore, $H_\ell: v(\cdot) \mapsto [a(\cdot) + a(-\cdot)] * v(\cdot)$ is strictly increasing on L_T^2 for each $T > 0$ iff $\text{Re} \{ \hat{a}(j\omega) \} > 0$ for all ω , where \hat{a} is the Fourier transform of a . This follows from a slight modification of [12:pp.25, 174,235]. Similar results hold if $a(\cdot)$ contains impulse functions as well [12:pp.246-247]. Thus $G_{\text{opt}}: v(\cdot) \mapsto a(-\cdot) * v(\cdot)$, and G_{opt} is represented in the frequency domain by the complex admittance $\hat{a}^*(j\omega)$. Therefore Theorem 1 and equation (10) reduce to the standard result $Y_{\text{load}}(j\omega) = Y_{\text{source}}^*(j\omega)$ if F_ℓ is linear and time-invariant.

Suppose F_m is memoryless but possibly nonlinear, i.e., N_T is a resistor with the constitutive relation $i=b(v)$. Assume that $b: \mathbb{R} \rightarrow \mathbb{R}$ is differentiable and its derivative $b'(\cdot)$ is bounded. Then b is Lipschitz continuous on \mathbb{R} and hence for each $T > 0$ the operator $F_m: v(t) \mapsto b(v(t))$ maps L_T^2 into L_T^2 . Using Prop. 13 of [13:p.85] and the Lebesgue Convergence Theorem [13:p.88],

one can show that F_m is Gateaux differentiable on L_T^2 and that for all $x, y \in L_T^2$, $(DF_m(x))y = y(\cdot)b'(x(\cdot)) \in L_T^2$. Furthermore if $h: v \mapsto b(v) + vb'(v)$ is a strictly increasing function on \mathbb{R} , then $H_m: v(t) \mapsto b(v(t)) + v(t)b'(v(t))$ is a strictly increasing operator: $L_T^2 \rightarrow L_T^2$. Thus Theorem 1 reduces in this case to the result in [2].

The reader can easily check that $DF_m: L_T^2 \rightarrow L(L_T^2, L_T^2)$ is not continuous unless $b'(\cdot)$ is constant. Thus if N_1 is a resistor with any nonlinearity (other than the trivial $i = gv + \tilde{i}$), F_m is not Fréchet differentiable [4, Chap.3] on L_T^2 . This is the reason Theorem 1 was formulated in terms of the weaker Gateaux derivative.

3.2) Positive Linear Combinations of Operators

The (noncausal) matched load (10) for the source admittance F is related to F by a mapping ℓ , $\ell(F) = G_{opt}^{adj}: \tilde{v} \mapsto (DF(\tilde{v})) \tilde{v}$. Note that ℓ is linear; i.e. $\ell(aF_1 + bF_2) = a\ell(F_1) + b\ell(F_2)$. Given F_1 and $F_2: L_T \rightarrow L_T$, consider $F \triangleq aF_1 + bF_2$. The reader can easily verify that if F_1, F_2 satisfy the conditions of Theorem 1 (resp. Theorem 2), then F also satisfies Theorem 1 (resp. Theorem 2), provided $a \geq 0, b \geq 0, a + b > 0$.

For example, consider the source shown in Fig. 2, where N_1 consists of the parallel connection of an LTI 1-port and a nonlinear resistor. If Y and g satisfy the conditions in section 3.1), then the (noncausal) matched load has the form shown in Fig. 2.

3.3) Circuit Example

Suppose the source takes the specific form in Fig. 3, with the resistor curves shown in Fig. 4. The convolution kernel $a(t) = e^{-t}, t \geq 0$, for the

series connection of inductor and resistor satisfies the assumptions of section 3.1. The resistor curves g_k are differentiable everywhere and

$$h_k(v) \triangleq g_k(v) + v g_k'(v) = (k+1)v|v|^{k-1}, \quad k = 1, 2, 3, \quad (13)$$

with $h_1(0) = 0$. All the assumptions of section 3.1 are satisfied except that the derivatives $g_2'(\cdot)$ and $g_3'(\cdot)$ are unbounded. (Since they are bounded on every bounded subset of \mathbb{R} , a more detailed argument, omitted here, shows that the solutions obtained below maximize \bar{P} over $L_T^\infty \cap L_T^2$, which is certainly sufficient in practice.)

To find the optimal output \hat{v} in the three cases, we carried out the iterative procedure (11), which becomes in this instance

$$x_{j+1}(t) = \lambda \left[6 \sin(t) - (k+1)x_j(t)|x_j(t)|^{k-1} - \int_{-\infty}^{\infty} e^{-|t-\tau|} x_j(\tau) d\tau \right] + x_j(t), \quad k = 1, 2, 3. \quad (14)$$

Miss Pearl Yew of MIT has written a program in PASCAL to do the numerical solution. It was run on the DEC 20 in MIT's Research Laboratory of Electronics with an initial guess of $x_0(\cdot) \equiv 0$, and found to converge fairly rapidly for small positive values of λ . The results are shown in Fig. 5.

Since g_1 represents a linear resistor, it follows from the traditional linear theorem that $\hat{v}(t) = 2\sin(t)$ for $k=1$, in agreement with the numerical solution. Note that the instantaneous current drained by the nonlinear source resistor increases in magnitude with k for $|v| > 1$ but decreases for $|v| < 1$. Thus it is intuitively reasonable that the optimal output spends a progressively greater percentage of time in the region $|v| < 1$ as k increases.

REFERENCES

- [1] C.A. Desoer, "The Maximum Power Transfer Theorem for n-Ports," IEEE Trans. Circuit Theory, vol. CT-20, no. 3, pp. 328-330, May 1973.
- [2] J.L. Wyatt, Jr. and L.O. Chua, "Nonlinear Resistive Maximum Power Theorem with Solar Cell Application," to appear in IEEE Trans. Circuits and Systems, Nov. 1983.
- [3] R. Abraham, J.E. Marsden and T. Ratiu, Manifolds, Tensor Analysis, and Applications, Addison Wesley, Reading, MA, 1983.
- [4] T.M. Flett, Differential Analysis, Cambridge University Press, 1980.
- [5] W.K. Chen, Theory and Design of Broadband Matching Networks, Pergamon Press, Cambridge, England, 1976.
- [6] J.W. Helton, "Broadbanding: Gain Equalization Directly from Data," IEEE Trans. Circuits and Systems, vol. CAS-28, no. 12, pp. 1125-1137, Dec. 1981.
- [7] H.J. Carlin and P. Amstutz, "On Optimum Broad-Band Matching," IEEE Trans. Circuits and Systems, vol. CAS-28, no. 5, pp. 401-405, May 1981.
- [8] H.J. Carlin and B.S. Yarman, "The Double Matching Problem: Analytic and Real Frequency Solutions," IEEE Trans. Circuits and Systems, vol. CAS-30, no. 1, pp. 15-28, Jan. 1983.
- [9] M. Vidyasagar, "Maximum Power Transfer in n-Ports with Passive Loads," IEEE Trans. Circuits and Systems, vol. CAS-21, no. 3, pp. 327-330, May 1974.
- [10] H. Flanders, "On the Maximal Power Transfer Theorem for n-Ports," Int. J. Circuit Theory and Applications, vol. 4, pp. 319-344, 1976.
- [11] J. Dieudonne, Foundations of Modern Analysis, Academic Press, New York, 1969, p. 53.
- [12] C.A. Desoer and M. Vidyasagar, Feedback Systems: Input-Output Properties, Academic Press, New York, 1975.
- [13] H.L. Royden, Real Analysis, 2nd ed., Macmillan, New York, 1968.

Figure Captions

- Fig. 1 The solution of the operator equation (6), given a particular $i_s(\cdot)$, is the optimal output voltage $\hat{v}(\cdot)$. It can be achieved with a variety of loads.
- Fig. 2 The optimal load admittance is obtained by a linear operator \mathcal{L} on the source admittance. Thus the optimal load for a parallel connection of source admittances is the parallel connection of the optimal loads for each source separately.
- Fig. 3 Theorems 1 and 2 let us numerically determine the optimal output voltage $\hat{v}(\cdot)$ for this circuit when the resistor curves are as shown in Fig. 4.
- Fig. 4 The three resistor curves for the circuit in Fig. 3 are $g_k(v) \triangleq v|v|^{k-1}$, $k=1,2,3$, with $g_1(0) \triangleq 0$.
- Fig. 5 One period of the optimal output voltages for the circuit in Fig. 3.

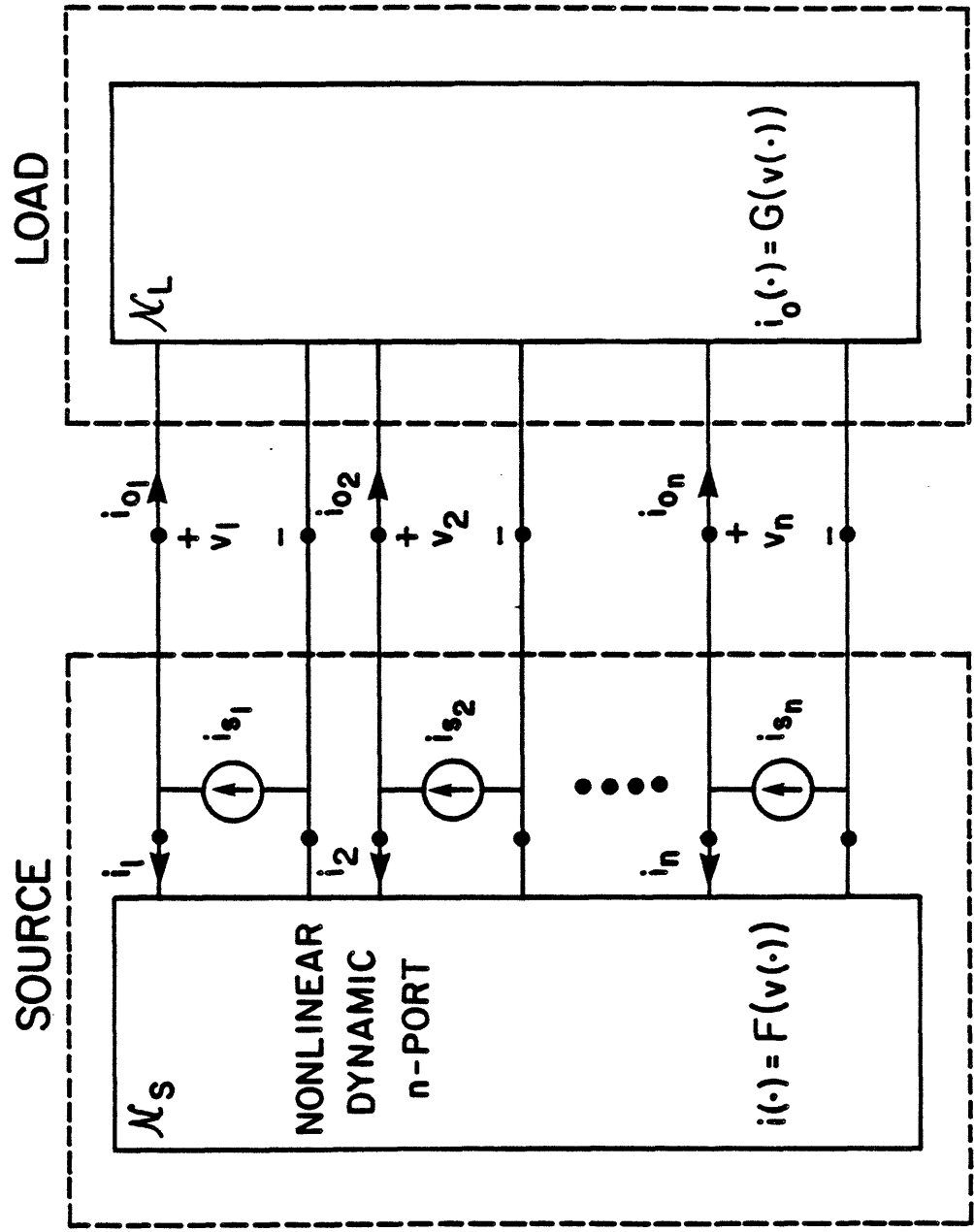


Figure 1

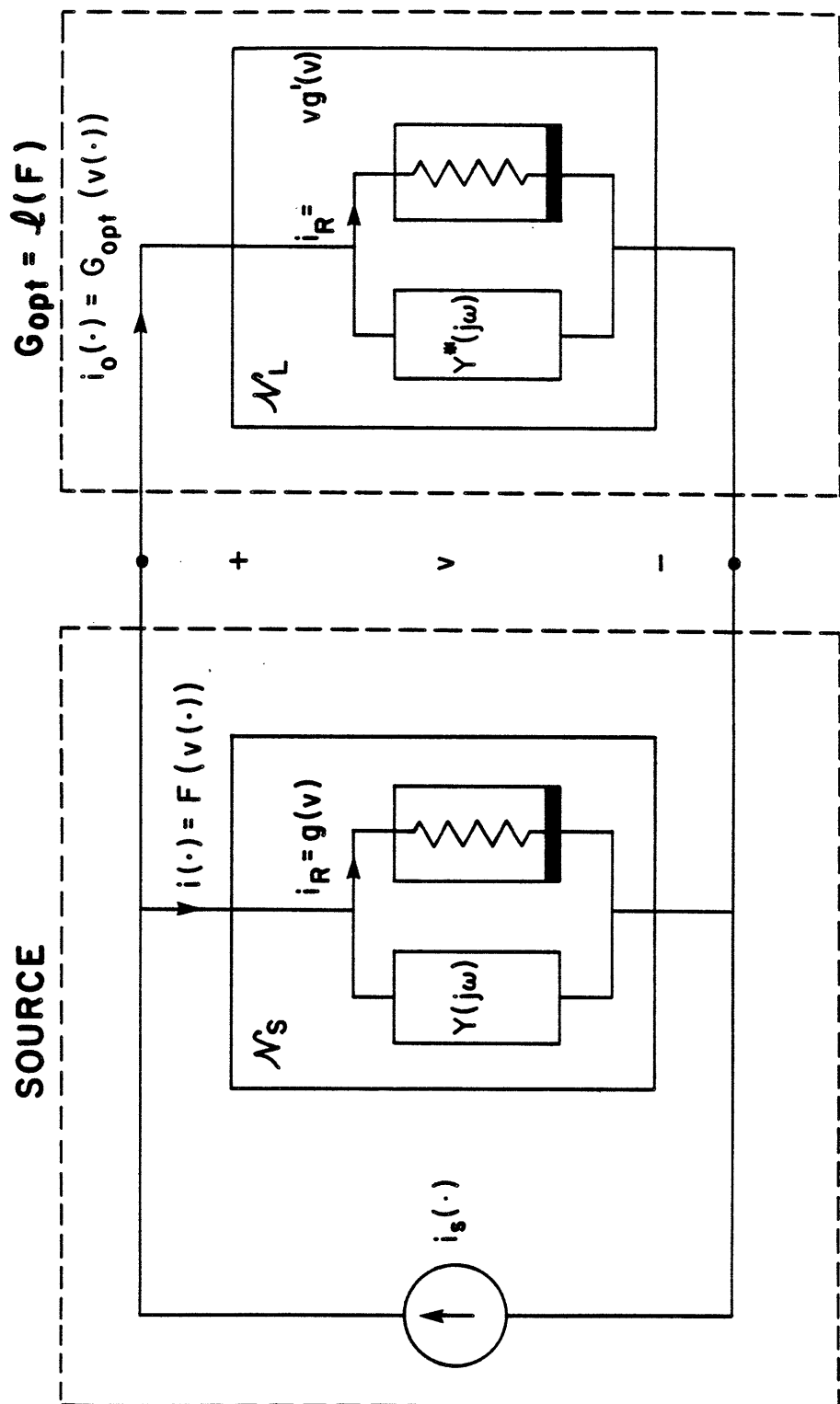


Figure 2

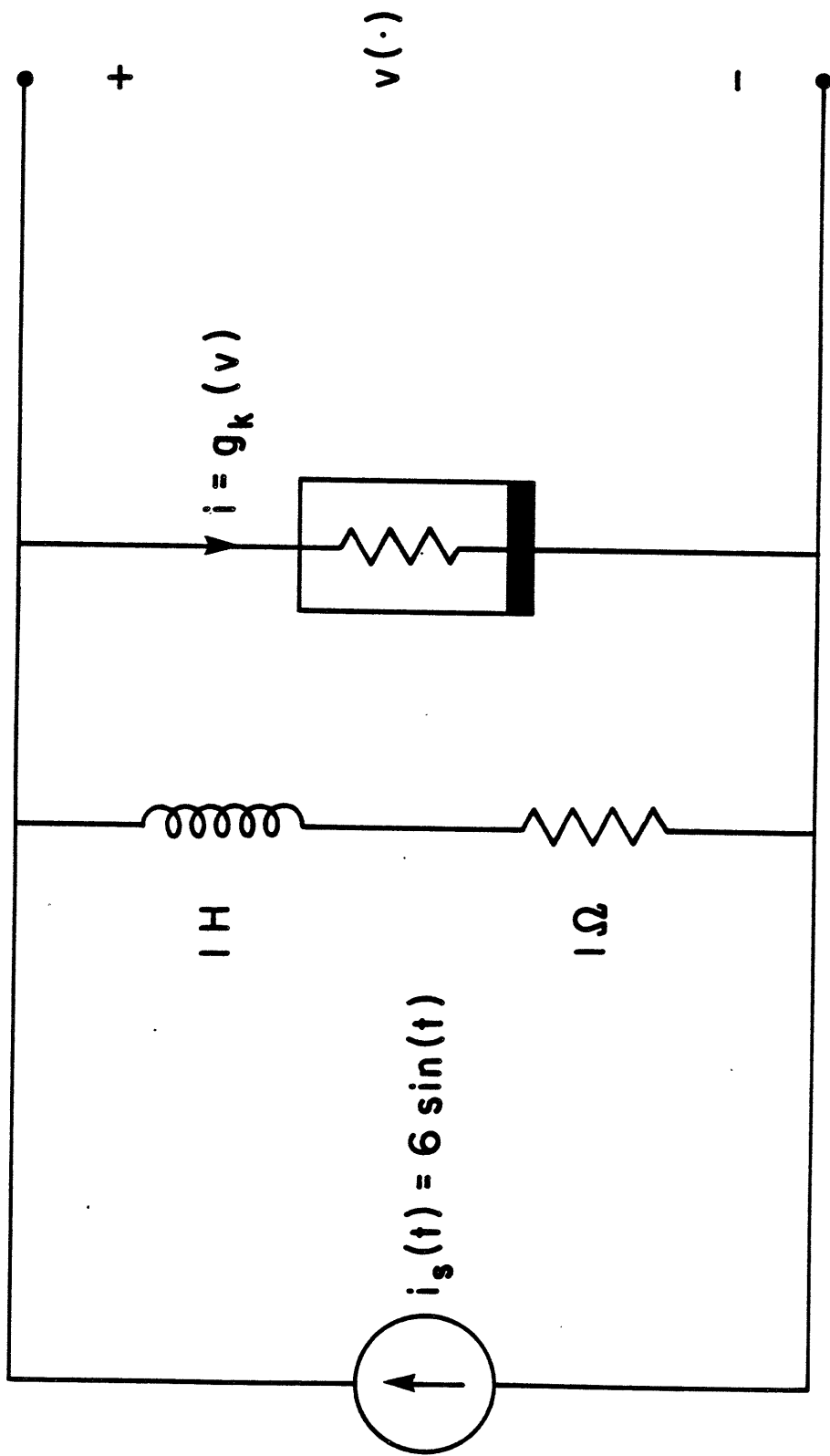


Figure 3

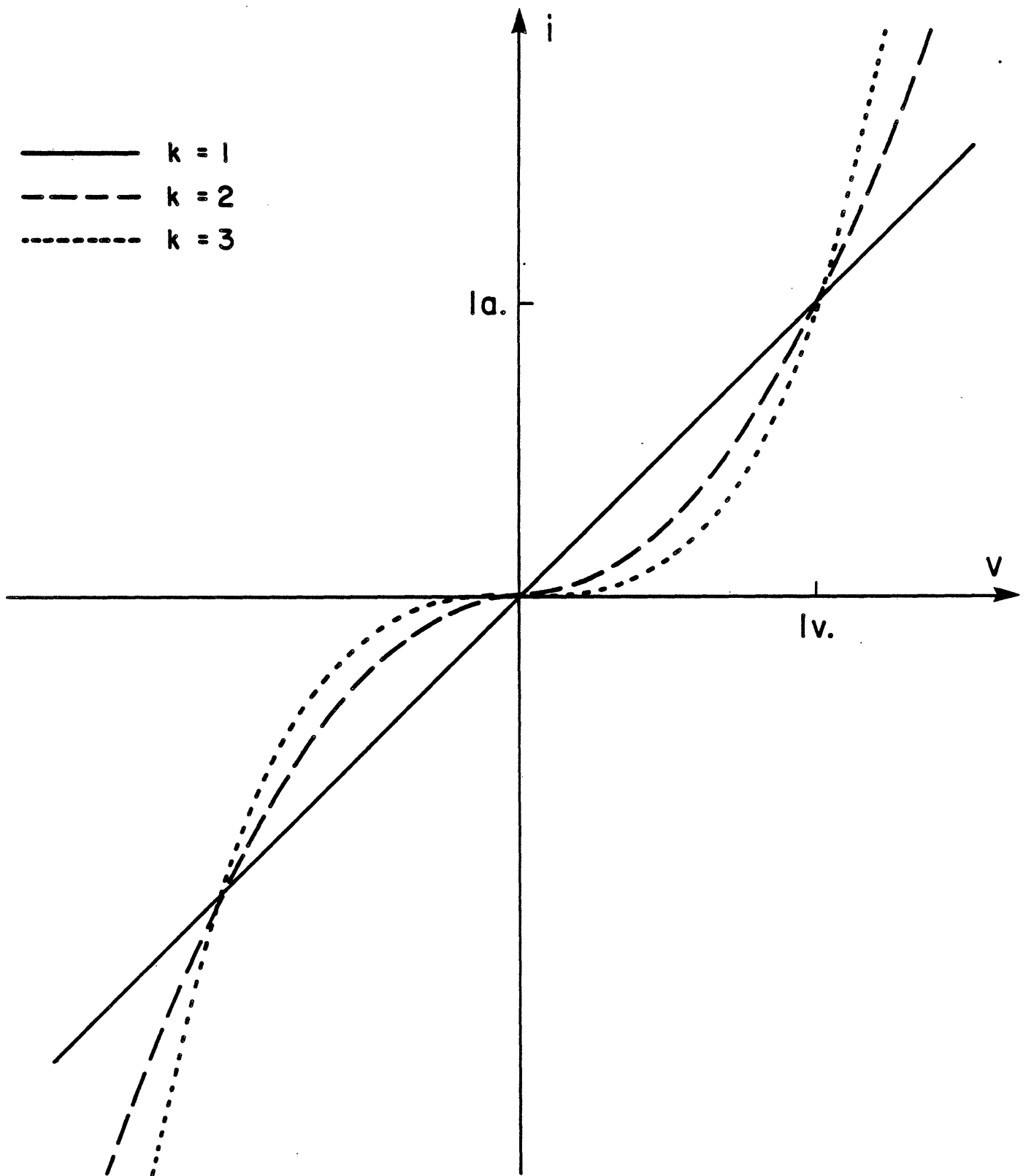


Figure 4

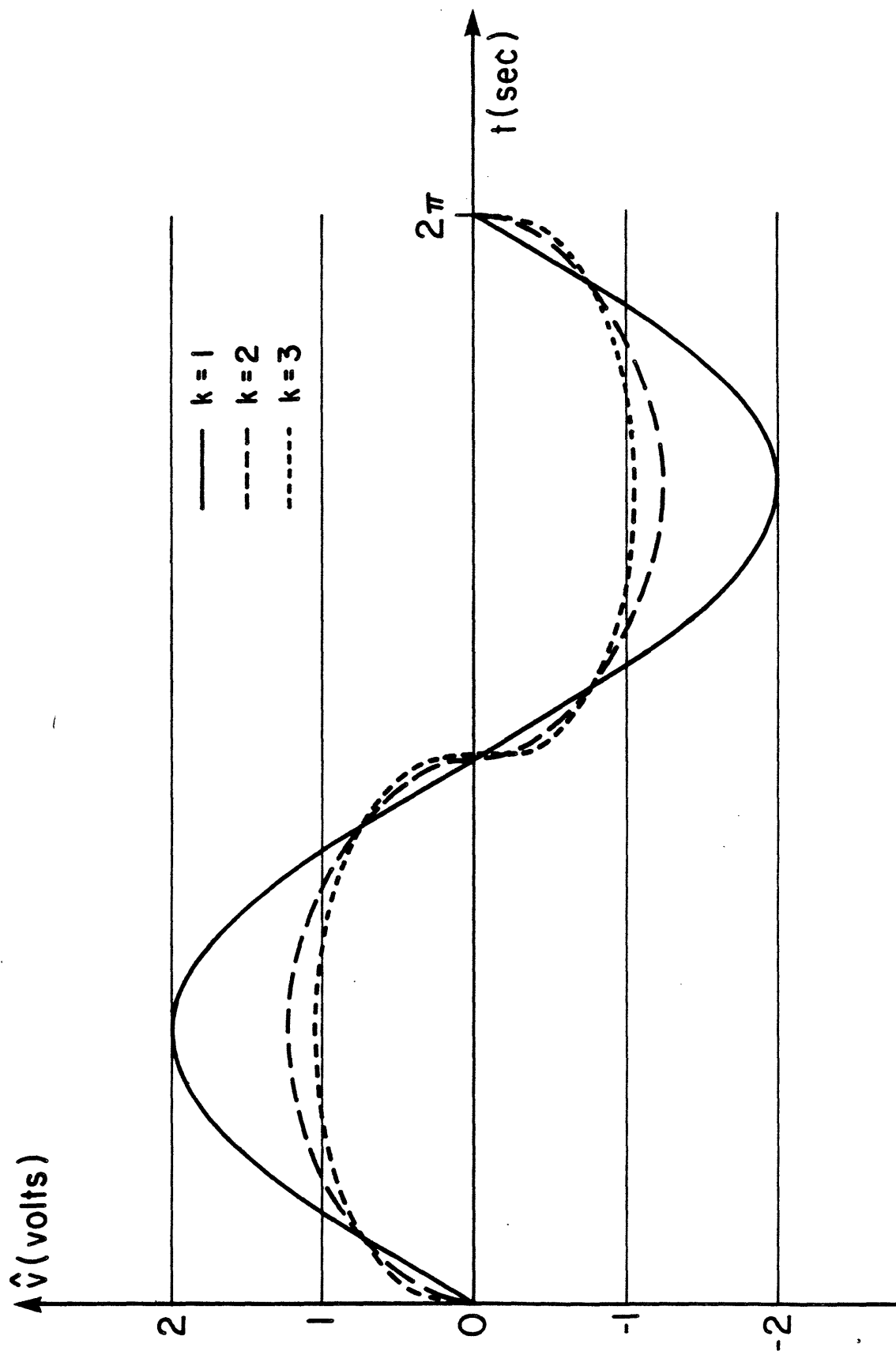


Figure 5