



Interactions of TICs/CWAs with Activated Carbon ASZM-TEDA Impregnants: a Theoretical Investigation

Alex Balboa

U.S. Army SBCCOM

APGEA, MD

Margaret M. Hurley

U.S. Army Research Laboratory

Report Documentation Page

Form Approved
OMB No. 0704-0188

Public reporting burden for the collection of information is estimated to average 1 hour per response, including the time for reviewing instructions, searching existing data sources, gathering and maintaining the data needed, and completing and reviewing the collection of information. Send comments regarding this burden estimate or any other aspect of this collection of information, including suggestions for reducing this burden, to Washington Headquarters Services, Directorate for Information Operations and Reports, 1215 Jefferson Davis Highway, Suite 1204, Arlington VA 22202-4302. Respondents should be aware that notwithstanding any other provision of law, no person shall be subject to a penalty for failing to comply with a collection of information if it does not display a currently valid OMB control number.

1. REPORT DATE 19 NOV 2003	2. REPORT TYPE N/A	3. DATES COVERED -	
4. TITLE AND SUBTITLE Interactions of TICs/CWAs with Activated Carbon ASZM-TEDA Impregnants: a Theoretical Investigation		5a. CONTRACT NUMBER	
		5b. GRANT NUMBER	
		5c. PROGRAM ELEMENT NUMBER	
6. AUTHOR(S)		5d. PROJECT NUMBER	
		5e. TASK NUMBER	
		5f. WORK UNIT NUMBER	
7. PERFORMING ORGANIZATION NAME(S) AND ADDRESS(ES) U.S. Army SBCCOM U.S. Army SBCCOM APGEA, MD		8. PERFORMING ORGANIZATION REPORT NUMBER	
9. SPONSORING/MONITORING AGENCY NAME(S) AND ADDRESS(ES)		10. SPONSOR/MONITOR'S ACRONYM(S)	
		11. SPONSOR/MONITOR'S REPORT NUMBER(S)	
12. DISTRIBUTION/AVAILABILITY STATEMENT Approved for public release, distribution unlimited			
13. SUPPLEMENTARY NOTES See also ADM001851, Proceedings of the 2003 Joint Service Scientific Conference on Chemical & Biological Defense Research, 17-20 November 2003. , The original document contains color images.			
14. ABSTRACT			
15. SUBJECT TERMS			
16. SECURITY CLASSIFICATION OF:			17. LIMITATION OF ABSTRACT
a. REPORT unclassified	b. ABSTRACT unclassified	c. THIS PAGE unclassified	UU
			18. NUMBER OF PAGES 19
			19a. NAME OF RESPONSIBLE PERSON

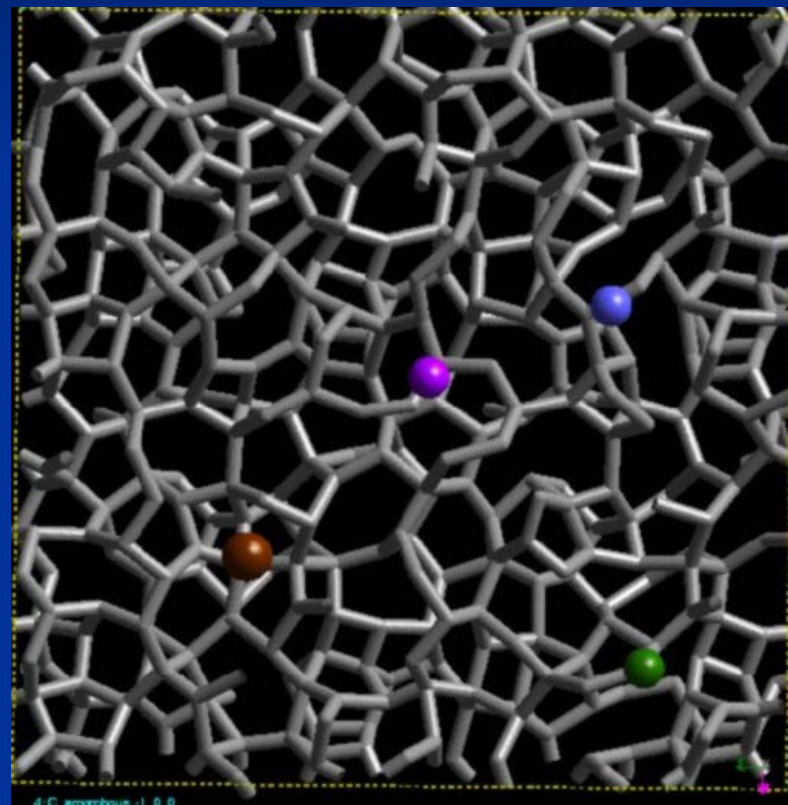


Filtration of Toxic Industrial Chemicals



- Current filtration technology involves use of ASZM-TEDA: activated carbon impregnated with Cu, Zn, Ag, Mo, and TEDA (triethylenediamine).
- The role of the individual components is poorly understood.
- There is experimental evidence of synergistic effects (and interference)
- Poisoning?
- Environmental effects? Humidity?
- Selectivity?

Target compounds include: HCN, ClCN, NCCN, HCl, COCl₂, Cl₂



4 C. anverzhou - 1.0.0



Phosgene Decomposition by Zinc Ion

3 Pathways have been previously studied *



* E. Fattal and E.A. Carter *J. Phys. Chem A* **2000**, *104*, 2248-2252

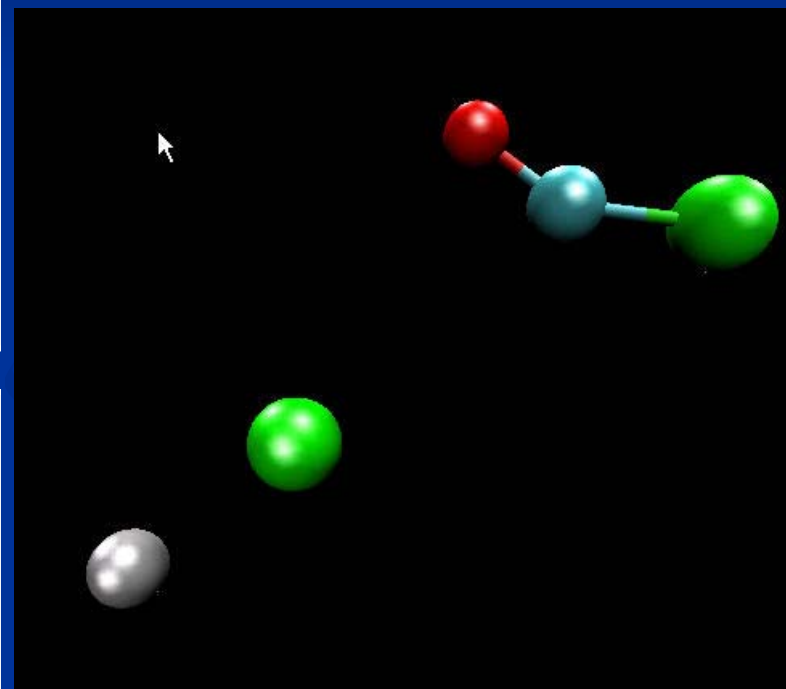


Phosgene + Zinc Energetics Review

ΔE (products – reactants) (kcal/mol)
 Carter CASSCF (10/10)/MRSCCI **-174.0**

<i>Path 1</i>	3-21G*	6-31G**	6-311+G
RHF	-175.7	-172.8	-171.9
MP2	-193.4	-187.6	-195.5
QCISD	-196.9	-186.4	-191.9

	MP2/6-31G**	Carter
<i>Path 2</i>	-107.9	-82
<i>Path 3</i>	-84.6	-67.2



Correct sequence predicted at a greatly reduced computational cost for gas phase reactions




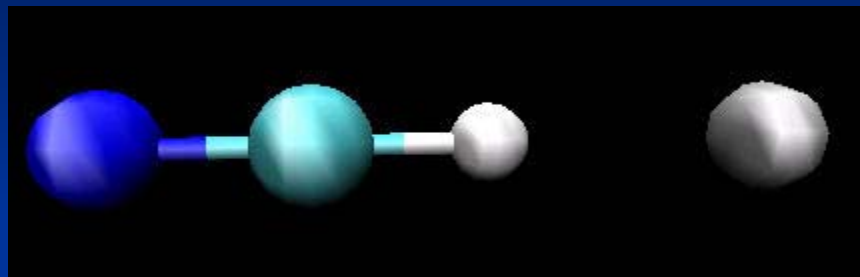
Phosgene + Zinc Path 1 geometries



	Carter	Current HF/3-21G* QCISD/6- 311+G	Exp.	
COCl ₂	C-O (Å)	1.176	1.17 / 1.20	1.176
	C-Cl (Å)	1.738	1.74 / 1.83	1.738
	<Cl-C-Cl	111.80	112.18 / 111.9	111.83
COCl ⁺	C-O (Å)	1.114	1.11 / 1.14	
	C-Cl (Å)	1.629	1.57 / 1.66	
	<O-C-Cl	180.0	180.0 / 180.0	
ZnCl ⁺	Zn-Cl (Å)	2.132	2.04 / 2.11	2.24



Cyanide Series: AC + Metal Ion

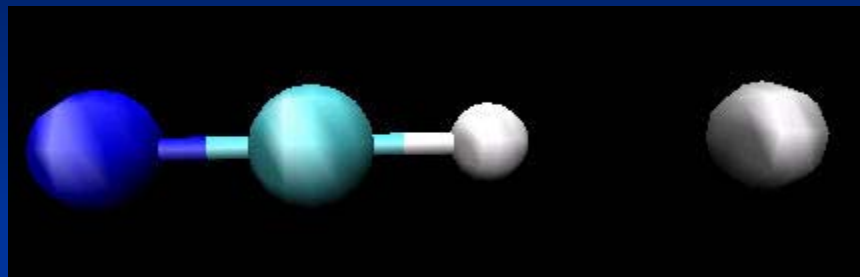


Metal ion	Theory/BS	NCH complex $\Delta E_{(\text{prod-reac})}$ (kcal/mol)
Zn^{2+}	HF/6-31G**	-103.26
Zn^{2+}	HF/LANL2DZ	-110.15
Zn^{2+}	HF/6-311+G	-108.85
Zn^{2+}	B3LYP/6-31G**	-118.83
Zn^{2+}	MP2/6-31G**	-105.90

CP corrected
No stable
HCN –end
on complex
found



Cyanide Series: AC + Metal Ion

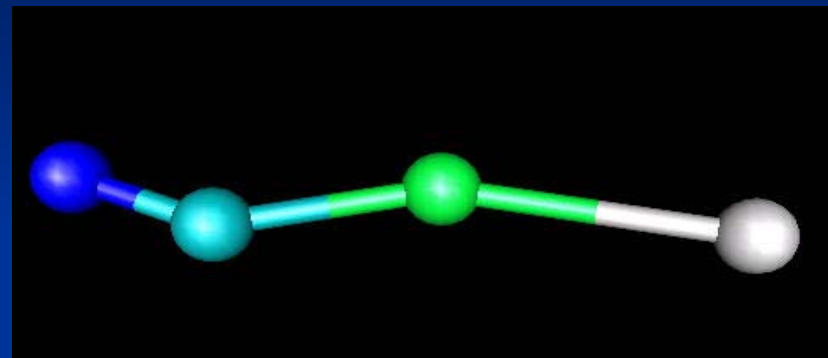
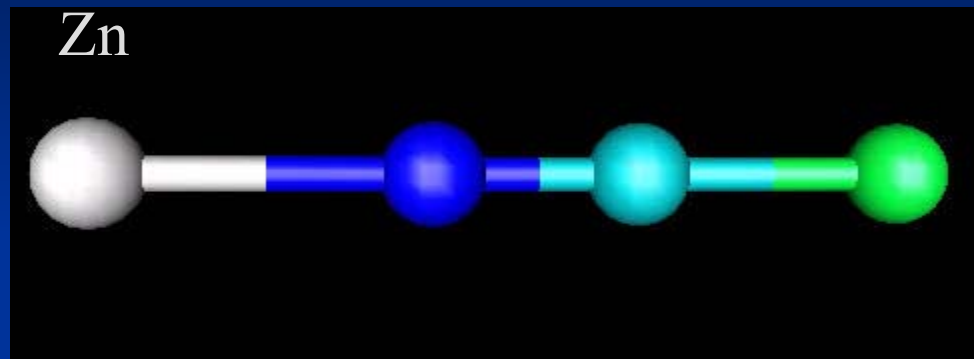


Metal Ion	Theory/BS	NCH complex $\Delta E_{(\text{prod-reac})}$ (kcal/mol)
Cu^{2+}	HF/6-31G**	-111.58
Cu^{2+}	HF/6-31G* Pulay*	-93.18
Cu^{2+}	MP2/6-31G**	-117.36

**An Improved 6-31g* Basis Set for Transition Metals*
 A.V. Mitin, J. Baker, P. Pulay *JCP* **118** p 7775 (2003)



Cyanide Series: CK + Zinc Ion

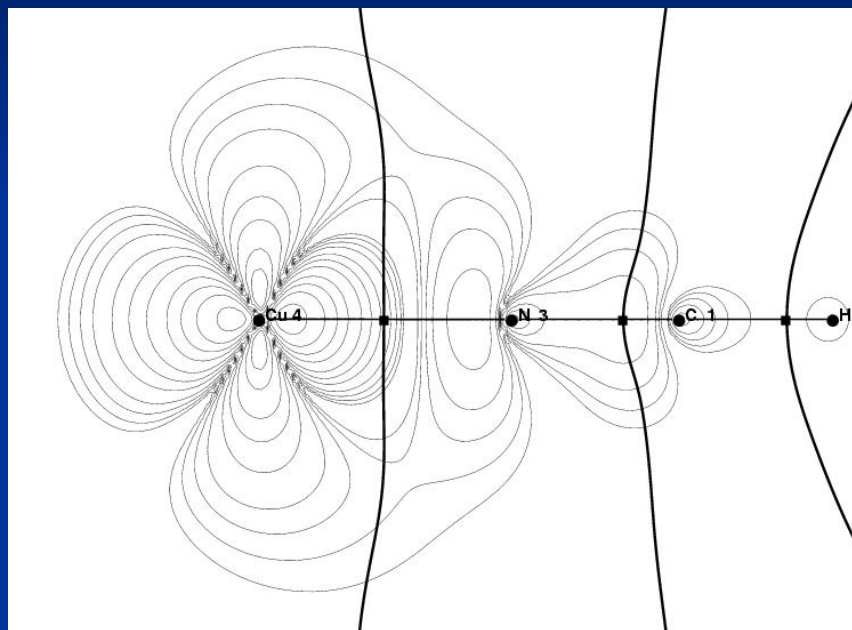


Theory/BS	$\Delta E_{(\text{prod-reac})}$ (kcal/mol)
HF/6-31G**	-114.02
MP2/6-31G**	-116.30
QCISD/6-31G**	-115.63

CP corrected
N-end on



Cyanide Series: AIM Analysis

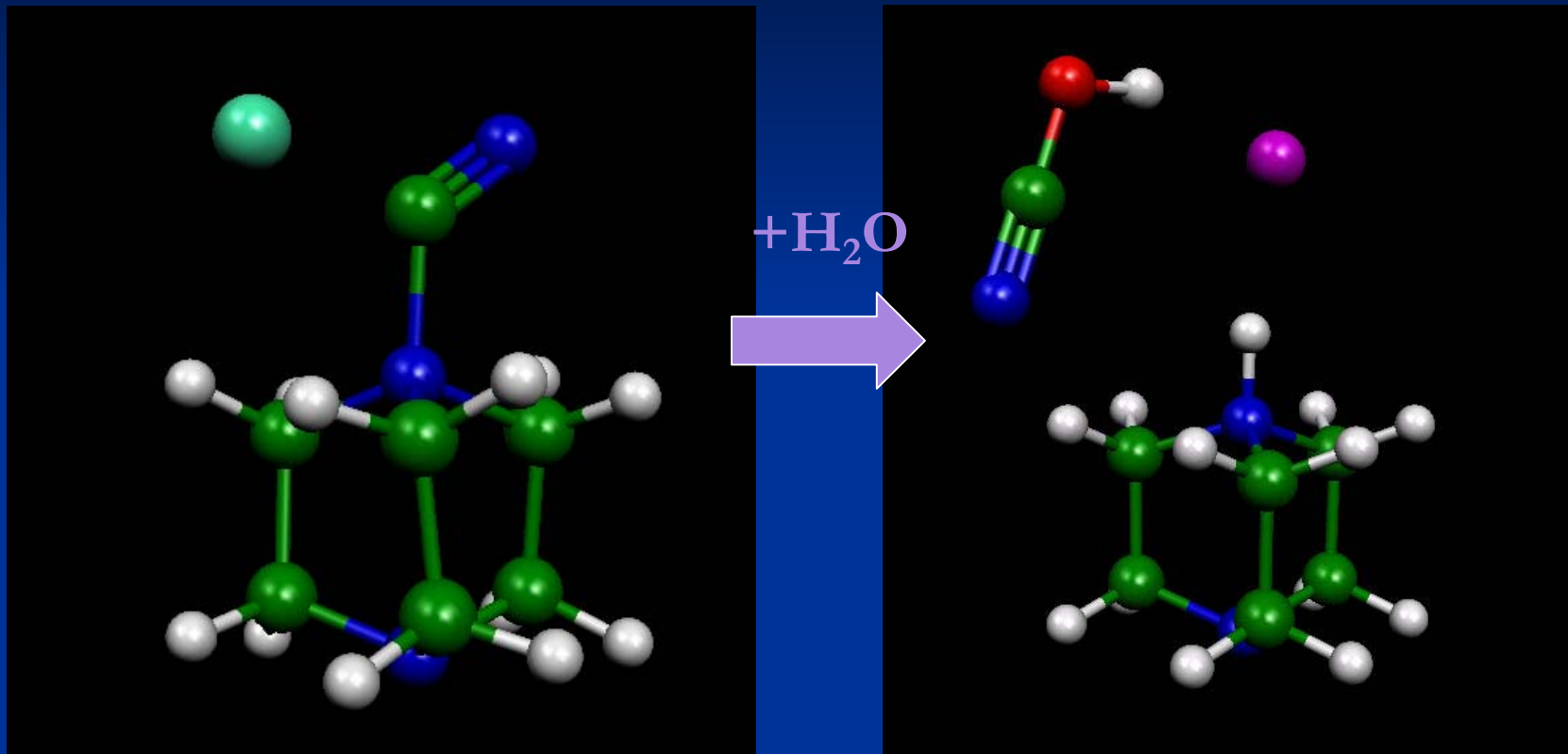


Atoms in Molecules (AIM) analysis as per Bader *Atoms in Molecules: A Quantum Theory* Oxford 1990

Metal	TIC	ρ	lap
Zn ²⁺	CK	0.12157	0.47824
Zn ²⁺	AC	0.10768	0.39185
Cu ²⁺	AC	0.14568	0.77601
Cu ²⁺	CK	0.10795	0.60587



Cyanide Series: CK + TEDA complexes



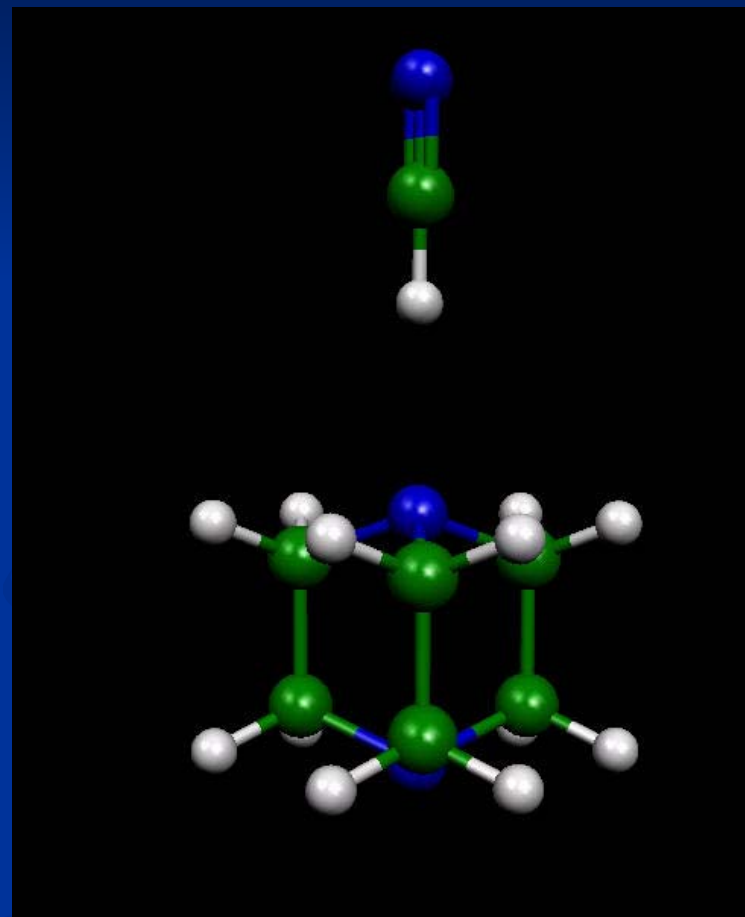
TEDA binds CK and facilitates HCl formation, formation of HOCN in presence of water?
Synergy with metal ions?



Cyanide Series: AC + TEDA complexes



TIC	Theory/BS	$\Delta E_{(\text{prod-reac})}$ (kcal/mol)
HCN	HF/6-31G**	-6.92
HCN	MP2/6-31G**	-9.63
HCl	HF/6-31G**	-8.77
HCl	MP2/6-31G**	-15.77

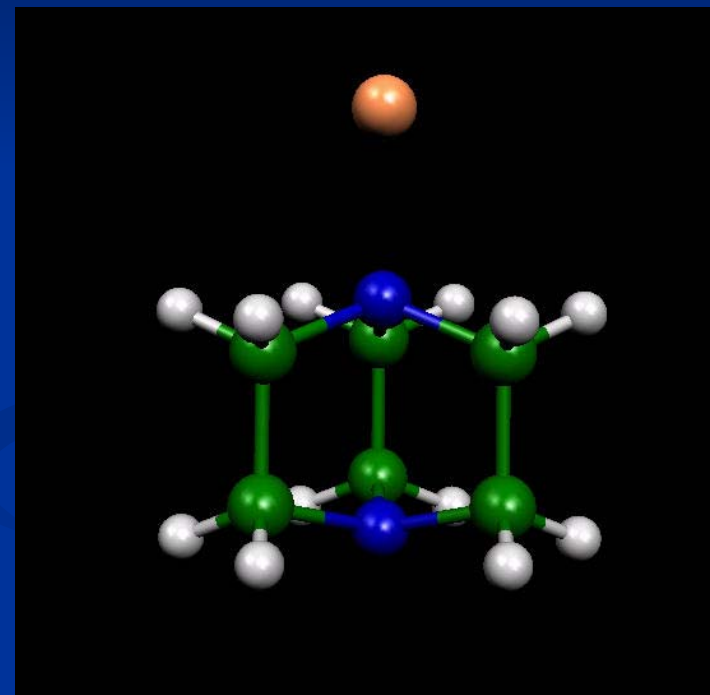


TEDA weakly binds HCN, HCl



Cyanide Series: Metal + TEDA complexes

Metal	Theory/BS	$\Delta E_{(\text{prod-reac})}$ (kcal/mol)
Zn ²⁺	HF/6-31G**	-144.21
Zn ²⁺	MP2/6-31G**	-171.53
Cu ²⁺	HF/6-31G**	-143.93
Cu ²⁺	MP2/6-31G**	-226.45



Strong binding of both metals to TEDA



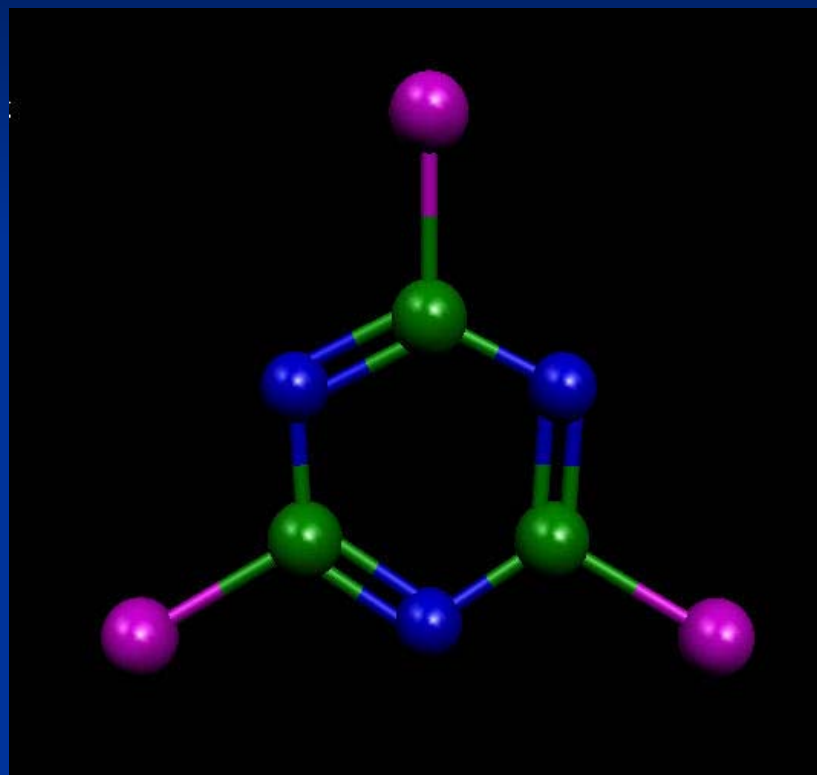
Cyanide Series/Metal Ion Interactions

CK polymerization:

3 CK \rightarrow C₃N₃Cl₃ (cyanuric chloride)

Energetically favorable in gas phase as per previous theory and expt (Pai et al, JPCA **1997**, *101*, 3400-3407, Kharasch et al, Ind. and Eng. Chem. **1949**, *41*, 2840-2842)

Catalyzed by TM?

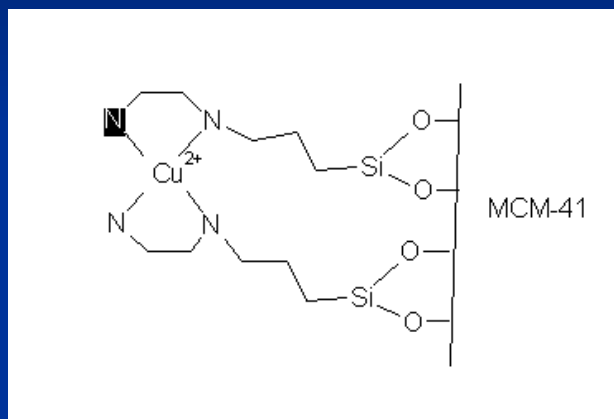




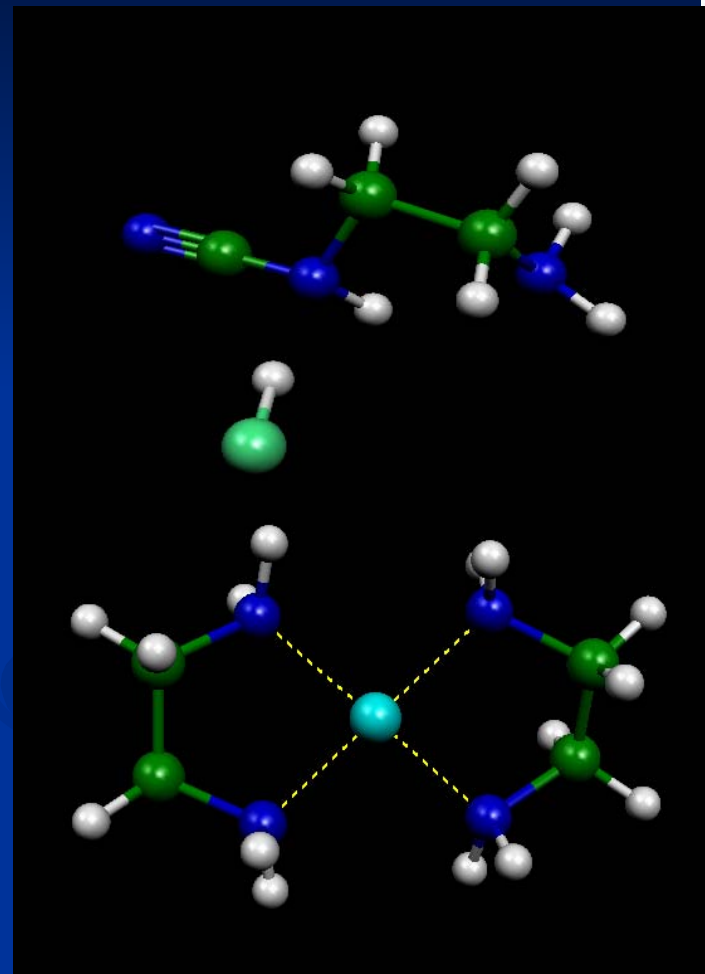
Alternative Formulation: Si-based



Free amine will break down CK



Cu-complexed-amine will not

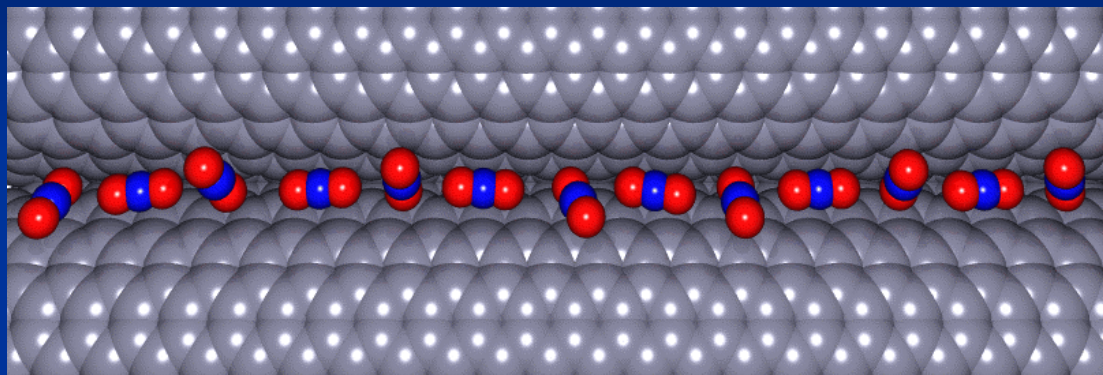


Diamine – Cu silicate-based formulation of Brown group
Huddersfield, UK *J. Mater. Chem.*, 2002, **12**, 1086-1089



Snapshots

Classical Model Potential Grand Canonical
Monte Carlo Calculations at 77 K

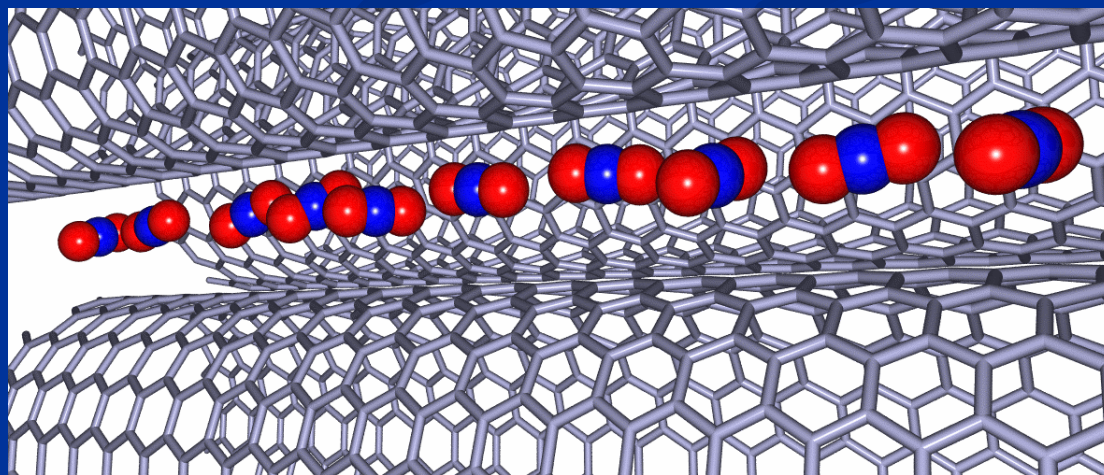


Top:

CO₂ adsorption in a single
groove site

Bottom:

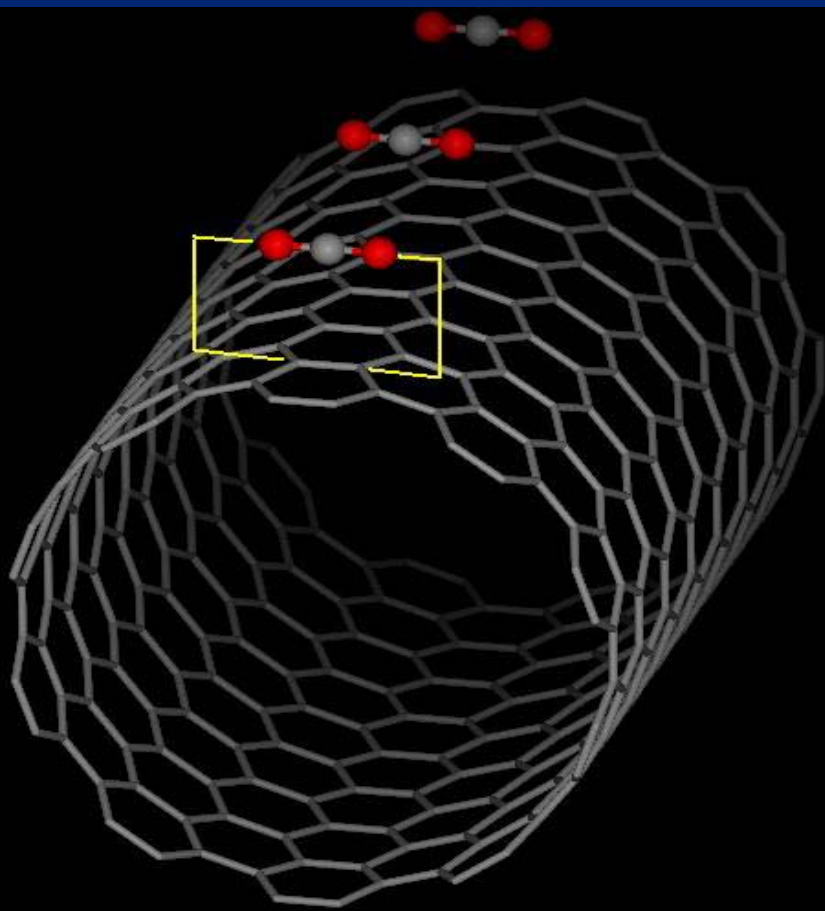
Snapshot of CO₂ adsorption in a
large interstitial site of a bundle



From Matranga et al., *J. Phys. Chem. B*, in press



Density Functional Theory Calculations



External CO₂

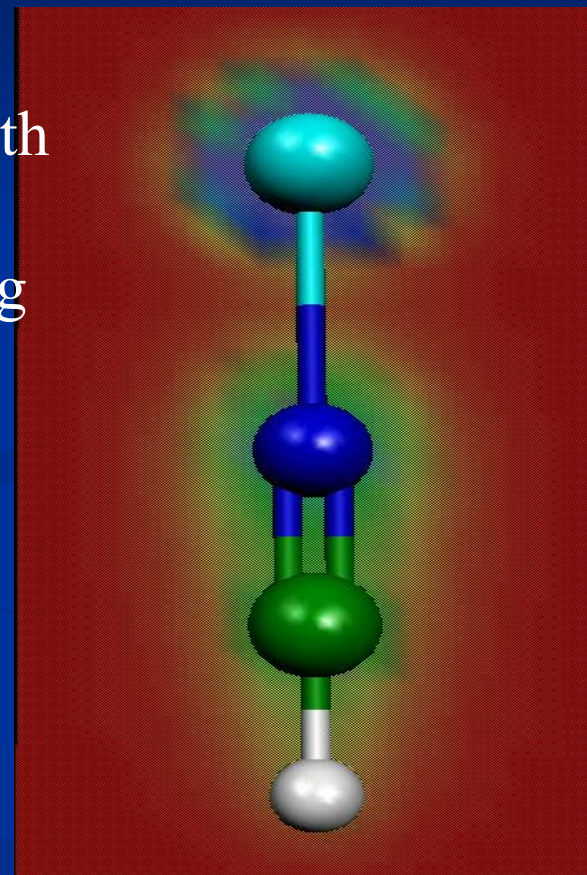
- Local density approximation
- Calculated binding energies and IR vibrational frequency shifts
- Binding energies and frequency shifts larger for internal adsorption
- Qualitative agreement with experiments (Byl & Yates)
- Experiment & theory paper submitted to *J. Chem. Phys.*



Conclusions



- Zn^{2+} and Cu^{2+} complexes HCN
- Linear N end-on geometry in agreement with previous theory and expt
- Zn^{2+} and Cu^{2+} energetics similar, suggesting roughly equivalent protection, in agreement with exptl data
- NCCN complexation? HCl formation?
- Role of H_2O ?
- Synergy with TEDA? Both Zn^{2+} and Cu^{2+} complex with TEDA
- Weak cyanide complexation with TEDA





Conclusions (cont)



- Verified reaction paths of phosgene degradation by Zn^{2+}
- Energetics of AC complexation by Zn^{2+} compared to Cu^{2+} ions
- Verified stability of Cu-diamine complexation in alternative filtration media, reactivity of free amine
- Verified polymerization of CK

Future:

- Begin mapping energetics of AC, CK degradation in mixed (Cu, Zn, TEDA) environment to look at additive effects
- Water (humid environment)
- Alternative codes: ADF? Jaguar?
- Concurrent work on ethylene oxide adsorption in zeolites
- Nanotubes with Yim and Johnson (Pitt), exptl Yates (Pitt)



Acknowledgements



This project is made possible through a DoD Challenge grant from the DoD High Performance Computing Modernization Office.

**Thanks to:
US Army Research Laboratory Major
Shared Resource Center**

