

# Rarefied Flow through a Packed Bed of Spheres

L.M. de Socio, L. Marino

*Dip. Meccanica e Aeronautica  
Via Eudossiana, 18 I-00184 Roma  
Università "La Sapienza"*

**Abstract.** In this paper we present experimental results for flows through packed bed of spheres, in cases where the flow characteristics can be classified in a range from the velocity slip regime to the transition and free molecular flows. A simple simulation model is also proposed and solved by means of a MonteCarlo code, and comparisons between results of numerical calculations and experimental data are also reported.

## INTRODUCTION

Recent technological developments have driven new research activity in the field of porous and granular media, permeable membranes. In particular some applications in MEMS require that the characteristics of gas flows through those materials be better understood from the molecular kinetics point of view. In particular one should recall that the gas flow regime in a porous medium can be far from the continuum behaviour when the mean free path takes values comparable with the mean hydraulic diameter of the microchannels in the medium. In this general framework one of the first initial problems was investigated in a rather old paper by Grove and Ford [1]. In short words the problem was: Does a rarefied flow through a porous matrix behave as a bundle of capillary tubes and show characteristics comparable to the single capillary of the reknown Knudsen's experiment [2] ? This means that the mass flow rate through a porous medium should firstly decrease, reach a minimum, and thereafter increase with the pressure drop.

Let a permeability coefficient  $K_d$  be defined as in Ref. [3], by

$$K_d = G/\Delta P/L$$

where  $G$  (Kg/s) is the mass flow rate and  $\Delta P/L$  (Pa/m) is the average pressure gradient in the medium. The definition above was used in Ref.[1] to report the results of some experiments in porous matrices. The results in that paper were judged not conclusive by the authors themselves. But a convincement remained, in the scientific community, that a similar behaviour could be present in tubes and porous media.

In a more recent work than Ref. [1], Kogan *et al.* [4, 5] adopted a theoretical model for a porous medium, and assumed that the matrix can be represented as made of a number of channels of very small width. The flow of a rarefied gas through that system of channels was then studied by means of a MonteCarlo simulation. However the problem of the minimum  $K_d$  with the mean pressure drops in the matrix was not addressed in [4, 5].

Another way to simulate and simplify the study of a porous medium is to assume a model corresponding to a bed of spheres [1, 3]. In this case at least the ranges of a few geometrical parameters of the medium such as porosity and tortuosity can be more accurately evaluated.

We tried to give an experimental answer to the question relative to the minimum  $K_d$  and adopted a bed of spheres to realize a porous medium of controlled characteristics.

One of the main differences of our experiments, with respect to those already known in literature, is represented by the measurements, at a number of assigned mass flow rates, of the pressure drop distributions along a porous test section. In the past the flow rate corresponding to a total pressure drop or to a mean pressure along the probe was measured. In this last experimental situation the influence of the actual two-dimensional characteristics of the probe was neglected and, in particular, was not considered the influence of the ratio of the probe length to the probe diameter.

To better understand and to complete the information from the experiments we carried out a very simple numerical simulation, where the kinetic model is based on the fact that the gas particles, in a cylindrical bed of spheres, are

## Report Documentation Page

*Form Approved*  
*OMB No. 0704-0188*

Public reporting burden for the collection of information is estimated to average 1 hour per response, including the time for reviewing instructions, searching existing data sources, gathering and maintaining the data needed, and completing and reviewing the collection of information. Send comments regarding this burden estimate or any other aspect of this collection of information, including suggestions for reducing this burden, to Washington Headquarters Services, Directorate for Information Operations and Reports, 1215 Jefferson Davis Highway, Suite 1204, Arlington VA 22202-4302. Respondents should be aware that notwithstanding any other provision of law, no person shall be subject to a penalty for failing to comply with a collection of information if it does not display a currently valid OMB control number.

1. REPORT DATE <b>13 JUL 2005</b>	2. REPORT TYPE <b>N/A</b>	3. DATES COVERED <b>-</b>	
4. TITLE AND SUBTITLE <b>Rarefied Flow through a Packed Bed of Spheres</b>		5a. CONTRACT NUMBER	
		5b. GRANT NUMBER	
		5c. PROGRAM ELEMENT NUMBER	
6. AUTHOR(S)		5d. PROJECT NUMBER	
		5e. TASK NUMBER	
		5f. WORK UNIT NUMBER	
7. PERFORMING ORGANIZATION NAME(S) AND ADDRESS(ES) <b>Dip. Meccanica e Aeronautica Via Eudossiana, 18 I-00184 Roma Università ŠLa Sapienza</b>		8. PERFORMING ORGANIZATION REPORT NUMBER	
9. SPONSORING/MONITORING AGENCY NAME(S) AND ADDRESS(ES)		10. SPONSOR/MONITOR'S ACRONYM(S)	
		11. SPONSOR/MONITOR'S REPORT NUMBER(S)	
12. DISTRIBUTION/AVAILABILITY STATEMENT <b>Approved for public release, distribution unlimited</b>			
13. SUPPLEMENTARY NOTES <b>See also ADM001792, International Symposium on Rarefied Gas Dynamics (24th) Held in Monopoli (Bari), Italy on 10-16 July 2004. , The original document contains color images.</b>			
14. ABSTRACT			
15. SUBJECT TERMS			
16. SECURITY CLASSIFICATION OF:			17. LIMITATION OF ABSTRACT
a. REPORT <b>unclassified</b>	b. ABSTRACT <b>unclassified</b>	c. THIS PAGE <b>unclassified</b>	<b>UU</b>
			18. NUMBER OF PAGES <b>6</b>
			19a. NAME OF RESPONSIBLE PERSON

subjected to collisions either with other particles or with the external walls and the surfaces of the spheres. On this point different authors proposed approximate treatments for the two kinds of collisions and an approach similar to the one presented here, but in a quite different situation, was followed in Refs. [6, 7], when dealing with the hypersonic flow against a permeable membrane.

In our case we assume that the occurrence of the two types of collisions, between particles and between particles and solid surfaces, depends upon a probability value  $\beta$  which is related to the geometry of the system and to the characteristics of the flow.  $\beta$  is a parameter to be identified by comparing the experimental results and the results of numerical direct simulations, following a procedure valid for more or less rarefied flow regimes.

## EXPERIMENTAL APPARATUS

The experimental probe is a cylindrical stainless steel tube (inner diameter  $D = 27 \pm 0.1\text{mm}$  and usable length  $l = 17 \pm 0.1\text{cm}$ ) filled with randomly close packed glass spheres of three different calibrated diameters  $D_p = 0.5, 1, 2(\pm 0.01\text{mm})$ . A wide range of pressure drops, between the inlet and the exit of the probe, could be obtained after inserting the cylinder in a test rig where assigned mass flow rates could be realized.

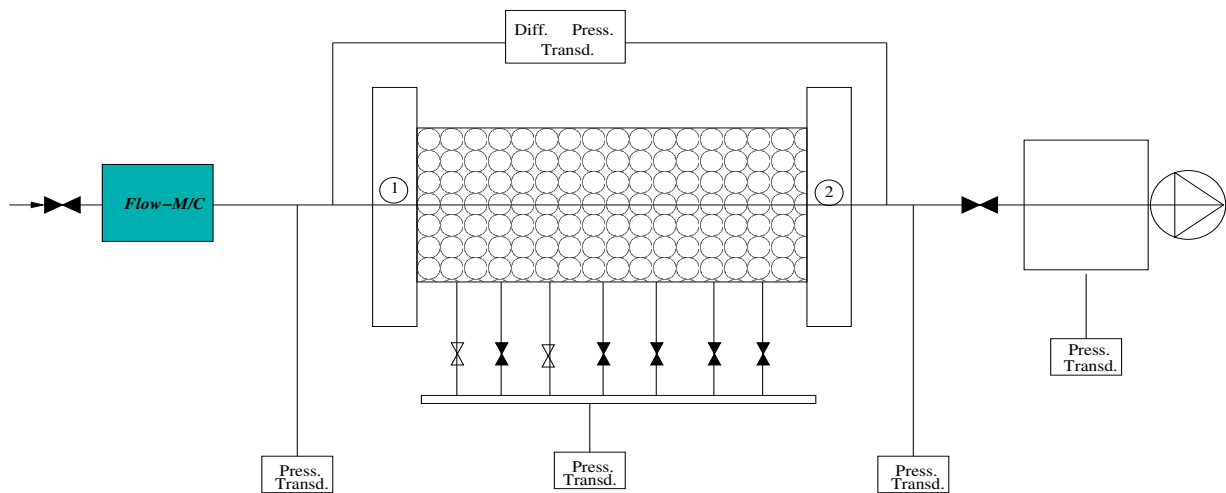


FIGURE 1. Sketch of the experimental set-up.

The test gas is fed through a pressure reduction valve to the flowmeter and to an upstream stagnation chamber. Downstream the probe, the flow goes through a manifold of pin valves to a large stagnation chamber where vacuum is obtained by a Pfeiffer turbomolecular pump. Model J thermocouples are also embedded in the probe. Figure 1 shows a sketch of the experimental apparatus.

Ports along the axis of the test probe enabled the static pressure distribution to be measured. Let  $x$  be the distance along the axis of the probe made dimensionless with respect to  $l$ . The pressure ports were present at  $x = 0.25, 0.5, 0.625, 0.725, 0.875$  and, in addition, the stagnation pressure was measured in the stagnation chambers. In the downstream stagnation chamber a Balzers cold head ion-gauge is present. The test section could be mounted either as in Fig.1 (closed triangles) or by positioning section 2 at the inlet so that the number of measuring stations could be increased (open triangles).

As usually in the vacuum technology, the flow rate was measured in standard cubic centimeters per minute ( $1\text{sccm} = 1.58 \cdot 10^{-5}\text{g/s}$ ). In particular, the mass flow was controlled and measured by a Brook instrument (model 5800) with range  $0.1 \div 5\text{sccm}$  and an accuracy of 2.4 % on minimum reading (rdg).

Pressure measurements were obtained by means of a set of 3 absolute pressure transducers MKS 672 (with range  $10^{-4} \div 10^3\text{mbar}$  and an accuracy of 0.12 % of rdg.). A differential pressure transducer MKS Baratron 223 (with range  $10^{-3} \div 10\text{mbar}$  and an accuracy of 0.3 % of rdg.) was also adopted for a further measure of the total pressure drop across the probe.

In all runs Nitrogen was adopted for the experiments, and the permeability coefficient of the beds of spheres as a function of the Reynolds and Knudsen numbers was obtained.

## RESULTS

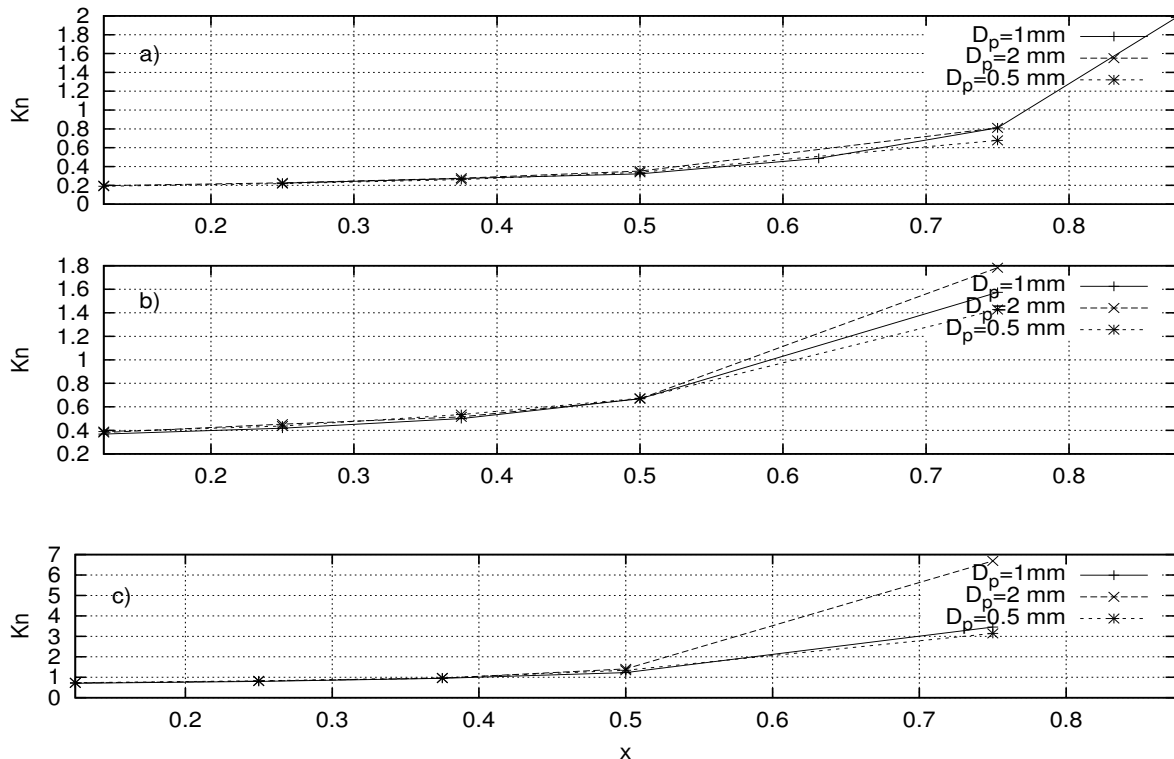
As we already said a Reynolds number  $Re$ , representative of the gas motion through the pores, and a significant Knudsen number  $Kn$  are the basic parameters for the flow, at each dimensionless probe length  $x$ .

For beds of spheres, such as the ones of our experiments, the porosity  $\Phi = 0.39$  and the tortuosity factor  $\tau \approx 2/3$  are statistically known in literature and are independent of  $D_p$ .

In particular the tortuosity factor  $\tau$  is a parameter associated with one dimensional models of pore structures, and represent the deviation from the macroscopic flow direction of the fluid at every point [3]. It was introduced in Ref.[8] as the ratio between the straight distance connecting the two ends of a capillary tube and the length of the tortuous tube.

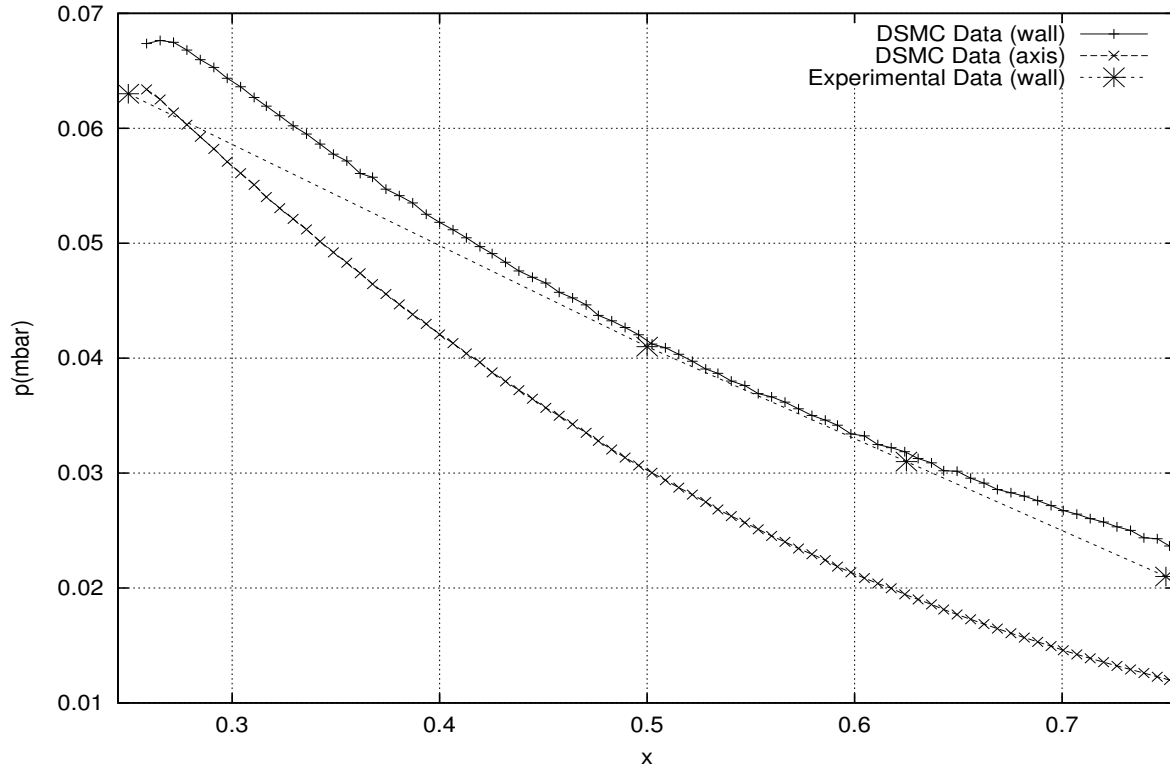
They appear in the relation between  $U_p$ , the seepage (or interstitial) velocity in the tiny flow channels, i.e. the mean velocity of the gas through the pores, and the Darcy velocity  $U = U_p\Phi/\tau$ . The mean value  $U$  is the ratio between the volume flow rate  $Q$  and the cross sectional area of the probe. In particular we take  $Re_i = (UL_p/\nu)_i$  and  $Kn_i = (\lambda/L_p)_i$ , where the subscript  $i$  stays for the test section inlet.  $L_p$ ,  $\nu$  and  $\lambda$  are the mean pore diameter, the kinematic viscosity and the molecular mean free path.

As an introduction to the following detailed description of the results we show, in Fig.2, the local value of  $Kn$  vs  $x$  at different  $D_p$  and  $Q$ . We note that the rarefaction effects become more and more evident as one moves toward the outlet, and depend on both  $D_p$  and  $Q$ . This fact was also verified through the two-dimensional MonteCarlo simulations which will be presented later.



**FIGURE 2.**  $Kn$  distributions vs  $x$  at different  $D_p$  and  $Q$ . a)  $Q = 1$  sccm, b)  $Q = 0.5$  sccm, c)  $Q = 0.25$  sccm

Figure 3 presents a typical distribution of pressure along the probe at  $Re_i = 6.5 \cdot 10^{-4}$  and  $Kn_i = 1.05$ . Note that the experimental data for the static pressure were taken at the wall. In the same graph the results of a direct simulation which was carried out according to the procedure described in the sequel are also shown. For given  $\Phi$  and  $\tau$ , as in our experiments, and after a preliminary evaluation of the influence of the characteristic products, we assume that  $\beta$  is simply a function of  $A = ReKn$ . Then, to evaluate  $\beta(A)$  we run a code based on a DSMC (Direct Simulation MonteCarlo method) for a two dimensional axisymmetric flow of nitrogen through a bed of spheres in a cylindrical



**FIGURE 3.** Experimental and simulated pressure distributions vs  $x$ .  $Kn_i = 1.05$ ,  $Q = 0.25$ ,  $sccm$

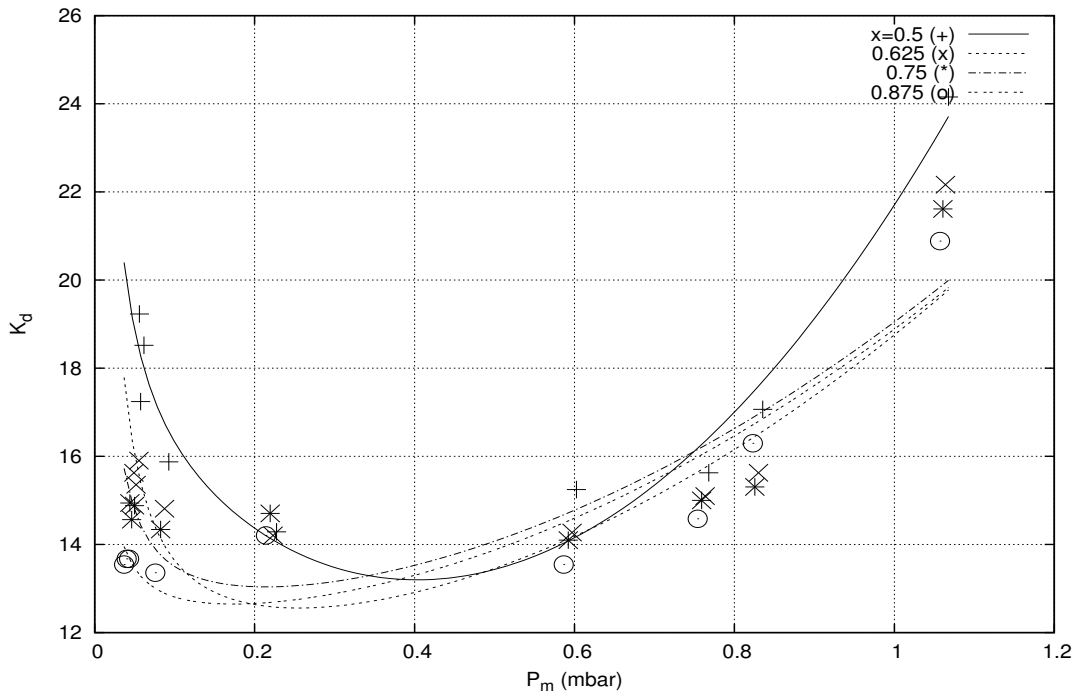
domain of length  $l$  and diameter  $D$ , where  $N$  representative particles are made to collide, at each calculation step, in a cell of the domain, either with other particles or with solid surfaces as the spheres and the walls, according to the assigned  $\beta$  value. Thus, a number of  $\beta N$  gas molecules collide among themselves according to the model of hard spheres whose characteristics for nitrogen can be found in the pertinent literature [9]. Instead the remaining  $(1 - \beta N)$  molecules hit against the solid which is assumed to re-emit the particles diffusely. Moreover, the velocity distribution function of the re-emitted molecules is assumed to be Maxwellian and corresponding to an assigned temperature distribution in the solid phase whose thermal state is taken independent of the interaction with the gas. In our experiments and in our simulations the temperature of the solid phase was constant and around 296 K.

More experimental results are shown in Figs. 4,5, where the permeability coefficient  $K_d$  is given vs the mean pressure  $p_m = (p_i + p_{i+1})/2$ , to be consistent with the data in Ref. [1]. It is noticeable to observe, from the measurement along the probe length, that the permeability parameter  $K_d$  as a function  $p_m$  shows a very peculiar behaviour when the influence of  $x$  is taken into account. We recall that in the majority of our experiments the flow at the exit was choked. Figs 4,5 show that, at the high  $Kn$  values in the inlet region,  $K_d$  decreases with  $p_m$  and - after reaching a minimum - increases towards exit.

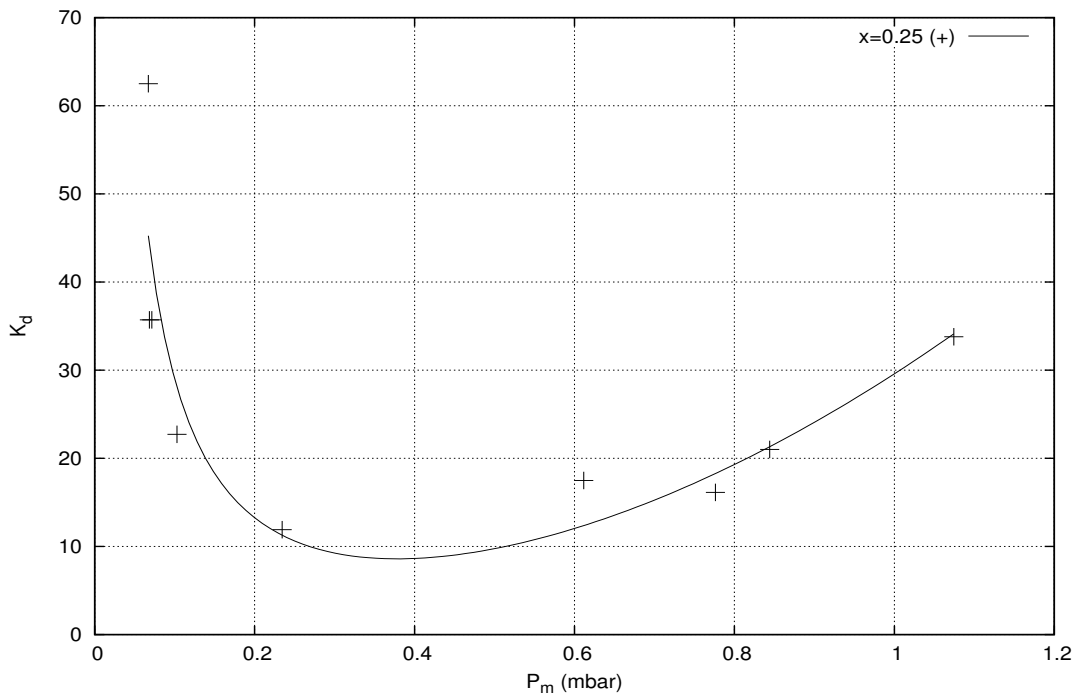
In particular Fig. 4 reports the minimum squares best fit of the experiments for  $x = 0.5, 0.625, 0.75, 0.875$  and Fig. 5 is relative to  $x = 0.25$ . We note that as the value of  $x$  increases, the minimum of function  $K_d$  at intermediate  $p_m$  tends to become less and less evident.

The DSMC analysis was carried out with  $10^6$  representative molecules and  $100 \times 60$  cells.  $\beta$  was determined in each case as we said before and its order of magnitude is the same of  $A$ . The comparisons with the experiments are quite reasonable and, above all, show that the influence of the external wall increases with  $Kn$ .

The numerical simulations provide the  $p$ ,  $Kn$  and  $Ma$  2D distributions in the medium. For the sake of brevity only two examples of these calculations are given in Fig. 6 where the  $Ma$  distributions are shown in two circumstances. The influence of the external wall, increasing with  $Kn$ , is clearly shown.



**FIGURE 4.** Permeability coefficient  $K_d$  vs  $p_m$ , for different values of  $x$ .



**FIGURE 5.** Permeability coefficient  $K_d$  vs  $p_m$ ,  $x = 0.25$

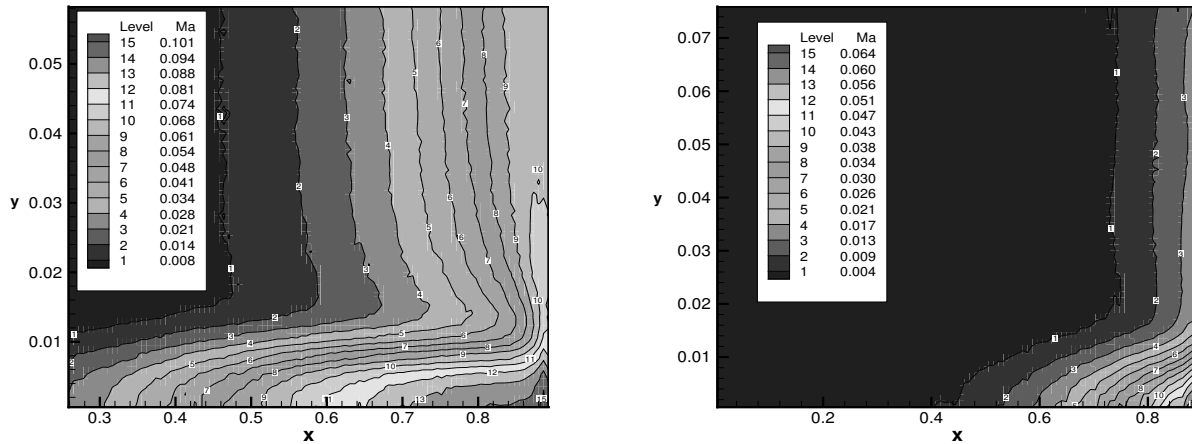


FIGURE 6.  $Ma$  distribution.  $y$  = dimensionless distance from wall. Left:  $Kn_i = 1.05$ ,  $Q = 0.25$  sccm. Right:  $Kn_i = 0.2$ ,  $Q = 1$  sccm

## ACKNOWLEDGMENTS

This work was partially supported by the Ministry of the Education, University and Research.

## REFERENCES

1. D.M. Grove, M.G. Ford, Evidence for Permeability Minima in Low-Pressure Gas Flow through Porous Media, *Nature*, Vol. 182, 999–1000, 1958.
2. Knudsen M., Die Gesetze der Molekularströmung und der innern Reibungsströmung der Gase durch Röhren, *Ann. Physik*, Vol. 28, 75–130, 1909.
3. F.A.L. Dullien, *Porous Media, Fluid Transport and Porous Structure*, 2-nd Ed., Academic Press, Inc, 1991.
4. Erofeev, A.I., Freedlender, O.G., Kogan, M.N., Rarefied Gas Condensation by a Porous Layer, *Proc. of the 21-st International Symposium on Rarefied Gas Dynamics*, Cépaduès-Editions, Vol.1, pp 495–501, 1998.
5. Erofeev, A.I., Freedlender, O.G., Kogan, M.N., Rarefied Gas Flow through a Porous Layer, *Proc. of the 21-st International Symposium on Rarefied Gas Dynamics*, Cépaduès-Editions, Vol.1, pp 639–646, 1998.
6. Plotnikov M.Yu, Rebrov, A.K., Supersonic Flow through a Permeable Obstacle, *AIP Conf. Proc. of the 23-rd International Symposium on Rarefied Gas Dynamics*, Whistler, British Columbia, July 20-25, 2002. Vol. 663, A.D., Ketsdever, E.P., Muntz Eds. , pp 157–163, Melville, NY, 2003.
7. Erofeev, A.I., Freedlender, O.G., Perminov, V.D., Svisghev, S.V., Hypersonic Rarefied Gas Flow over a Porous Plate, *Proc. of the 19-th International Symposium on Rarefied Gas Dynamics*, Oxford: University Press, Vol.2, pp 1263–1269, 1995.
8. Carman, P.C., Fluid Flow through a Granular Bed, *Trans. Inst. Chem. Eng. London*, Vol.15, pp 150–156, 1937.
9. G. A. Bird, *Molecular Gas Dynamics and Direct Simulation of Gas Flows*, Oxford University Press, 1994.