

**REPORT DOCUMENTATION PAGE**Form Approved  
OMB No. 0704-0188

Public reporting burden for this collection of information is estimated to average 1 hour per response, including the time for reviewing instructions, searching existing data sources, gathering and maintaining the data needed, and completing and reviewing this collection of information. Send comments regarding this burden estimate or any other aspect of this collection of information, including suggestions for reducing this burden to Department of Defense, Washington Headquarters Services, Directorate for Information Operations and Reports (0704-0188), 1215 Jefferson Davis Highway, Suite 1204, Arlington, VA 22202-4302. Respondents should be aware that notwithstanding any other provision of law, no person shall be subject to any penalty for failing to comply with a collection of information if it does not display a currently valid OMB control number. **PLEASE DO NOT RETURN YOUR FORM TO THE ABOVE ADDRESS.**

|   |                    |   |                                   |  |  |
|---|--------------------|---|-----------------------------------|--|--|
| <b>1. REPORT DATE (DD-MM-YYYY)</b><br>03-12-2004  |                    | <b>2. REPORT TYPE</b><br>Technical Paper (View Graph) |                                   | <b>3. DATES COVERED (From - To)</b>                              |  |
| <b>4. TITLE AND SUBTITLE</b><br><br>Reactivity Ratios of Isobutyl POSS-Styrene and Styrene Monomers   |                    |   |                                   | <b>5a. CONTRACT NUMBER</b><br>F04611-99-C-0025                   |  |
|   |                    |   |                                   | <b>5b. GRANT NUMBER</b>  |  |
|   |                    |   |                                   | <b>5c. PROGRAM ELEMENT NUMBER</b>                                |  |
| <b>6. AUTHOR(S)</b><br><br>Brian Moore, Timothy Haddad, Rene Gonzalez, Constance Schlaefter   |                    |   |                                   | <b>5d. PROJECT NUMBER</b><br>2303                                |  |
|   |                    |   |                                   | <b>5e. TASK NUMBER</b><br>M1A3                                   |  |
|   |                    |   |                                   | <b>5f. WORK UNIT NUMBER</b>                                      |  |
| <b>7. PERFORMING ORGANIZATION NAME(S) AND ADDRESS(ES)</b><br><br>ERC Incorporated<br>555 Sparkman Drive<br>Huntsville, AL 35816-0000                                    |                    |   |                                   | <b>8. PERFORMING ORGANIZATION REPORT NUMBER</b>                  |  |
| <b>9. SPONSORING / MONITORING AGENCY NAME(S) AND ADDRESS(ES)</b><br><br>Air Force Research Laboratory (AFMC)<br>AFRL/PRSB<br>4 Draco Drive<br>Edwards AFB CA 93524-7160 |                    |   |                                   | <b>10. SPONSOR/MONITOR'S ACRONYM(S)</b>                          |  |
|   |                    |   |                                   | <b>11. SPONSOR/MONITOR'S NUMBER(S)</b><br>AFRL-PR-ED-VG-2004-067 |  |
| <b>12. DISTRIBUTION / AVAILABILITY STATEMENT</b><br><br>Approved for public release; distribution unlimited.  |                    |   |                                   |  |  |
| <b>13. SUPPLEMENTARY NOTES</b><br>American Chemical Society<br>Anaheim, CA, 1 April 2004  |                    |   |                                   |  |  |
| <b>14. ABSTRACT</b>   |                    |   |                                   |  |  |
| <b>20040503 187</b>   |                    |   |                                   |  |  |
| <b>15. SUBJECT TERMS</b>  |                    |   |                                   |  |  |
| <b>16. SECURITY CLASSIFICATION OF:</b>  |                    |   | <b>17. LIMITATION OF ABSTRACT</b> | <b>18. NUMBER OF PAGES</b>                                       | <b>19a. NAME OF RESPONSIBLE PERSON</b>           |
|   |                    |   |                                   |  | Linda Talon                                      |
| <b>a. REPORT</b>  | <b>b. ABSTRACT</b> | <b>c. THIS PAGE</b>                                   |                                   |  | <b>19b. TELEPHONE NUMBER (include area code)</b> |
| Unclassified  | Unclassified       | Unclassified  | A                                 | 16   | (661) 275-5865                                   |

Standard Form 298 (Rev. 8-98)  
Prescribed by ANSI Std. Z39.18

Best Available Copy



# Reactivity Ratios of Isobutyl POSS- Styrene and Styrene Monomers

Brian Moore<sup>†</sup>, Timothy Haddad<sup>†</sup>, Rene Gonzalez<sup>‡</sup>,  
and Constance Schlaefer<sup>‡</sup>  
<sup>†</sup>ERC Inc., <sup>‡</sup>Air Force Research Lab

# Introduction

Copolymers containing POSS (Polyhedral Oligomeric Silsesquioxane) generally have higher mechanical and thermal properties than polymers without POSS.

The microstructure that leads to these increases may be caused by POSS nanoparticle units or aggregates of these units to form larger POSS clusters.

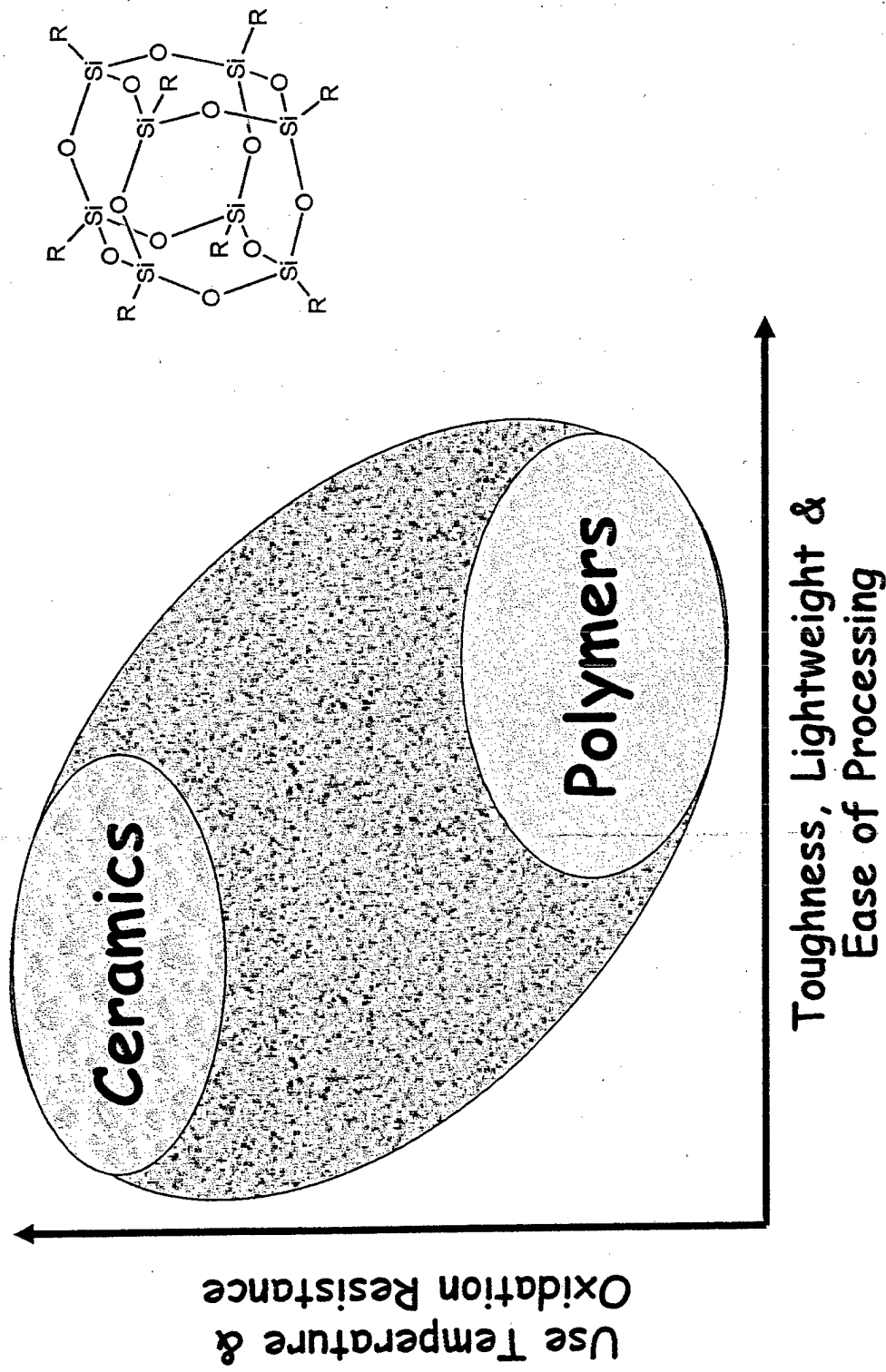
To help define the microstructure of the addition copolymers, the POSS macromer and organic monomer reactivity ratios ( $r_1$  and  $r_2$ ) need to be known.

Alternating Copolymerization:  $r_1 = r_2 = 0$

Block Copolymerization:  $r_1 > 1, r_2 > 1$

Random Copolymerization:  $r_1 r_2 = 1$

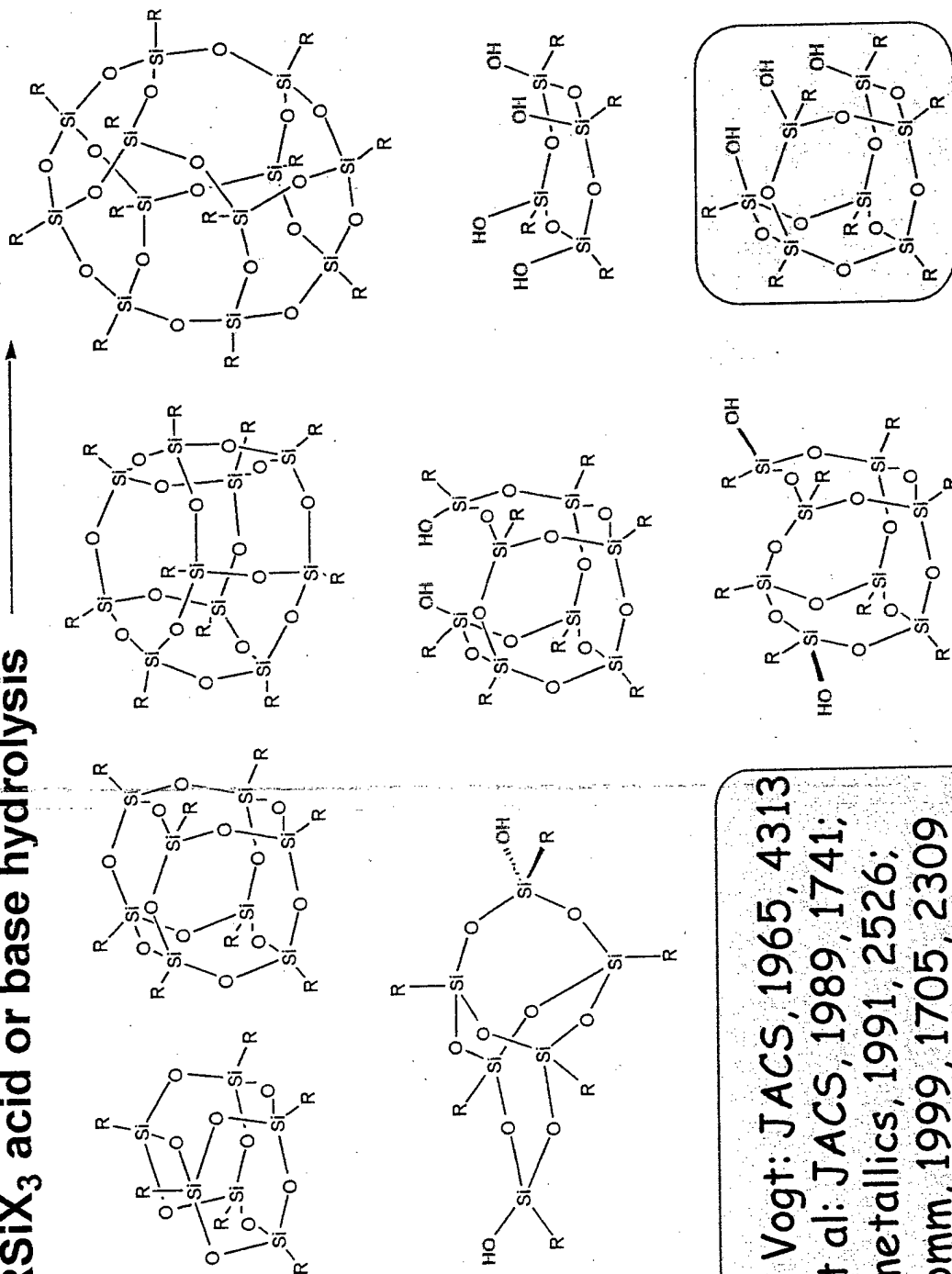
# Hybrid Inorganic/Organic Polymers



Hybrid plastics bridge the differences between ceramics and polymers.

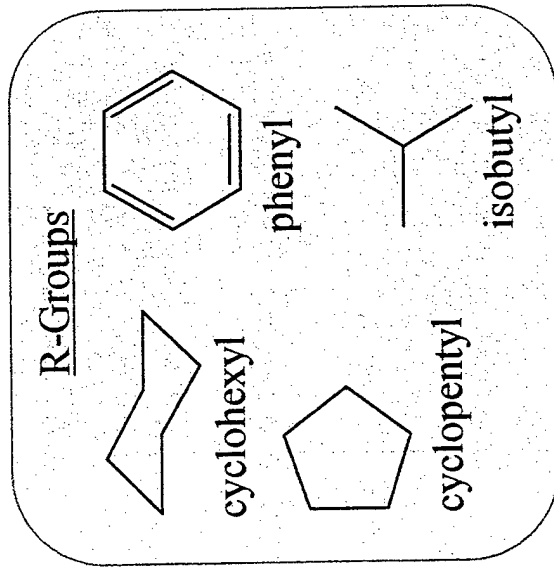
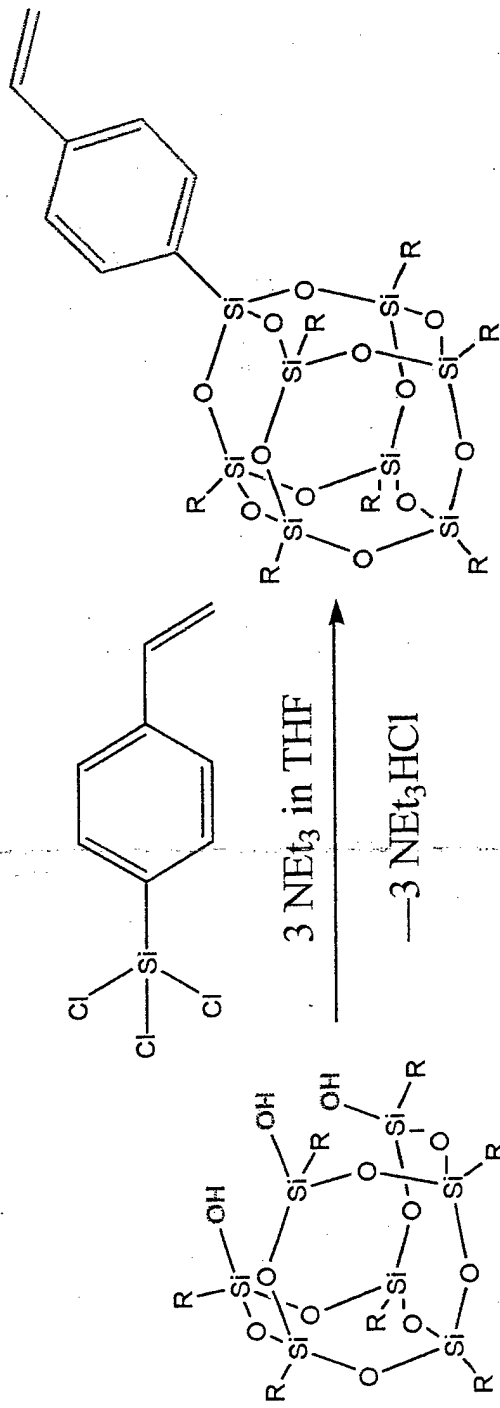
# POSS Synthesis

$\text{RSiX}_3$  acid or base hydrolysis  $\longrightarrow$



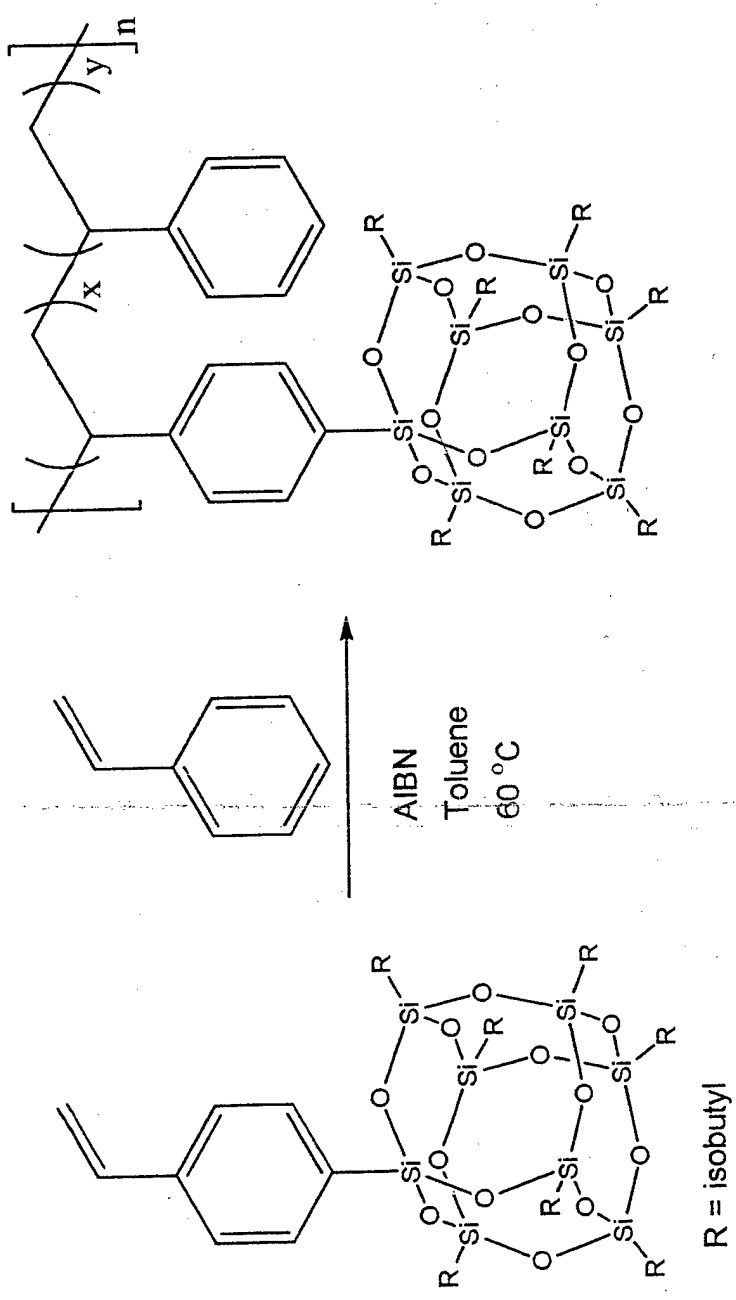
Brown & Vogt: JACS, 1965, 4313  
 Feher et al: JACS, 1989, 1741;  
 Organometallics, 1991, 2526;  
 Chem Comm, 1999, 1705, 2309

# POSS-Styrene Monomer Synthesis




- High-yield syntheses.
- Phenyl derivative requires inverse addition.
- J. Inorg. Organomet. Polym., Vol 11, 2002, p. 155.

# POSS-Styrene Copolymer Synthesis



- Solution polymerization in toluene or bulk polymerization possible.
- Polymerization is limited by solubility of the POSS-monomer.
- Isobutyl-POSS is the most soluble, Phenyl-POSS the least soluble.
- Macromolecules Vol. 29, 1996 p. 7302.

# Reactivity Ratios for Styrene / POSS-Styrene



$$r_1 = \frac{k_{11}}{k_{12}}$$

$$r_2 = \frac{k_{22}}{k_{21}}$$

$r_1$ : reactivity ratio for Styrene

$r_2$ : reactivity ratio for POSS-Styrene

The composition of a copolymer cannot be determined by the homopolymerization rates of the two monomers.

Assume the chemical reactivity of the propagating chain in a copolymerization to be dependent on the monomer at the growing end.



# Reactivity Ratios for Styrene / POSS-Styrene

$$r_1 = \frac{k_{11}}{k_{12}}$$

$$r_2 = \frac{k_{22}}{k_{21}}$$

Alternating Copolymerization:  $r_1 = r_2 = 0$

Block Copolymerization:  $r_1 > 1, r_2 > 1$

Random Copolymerization:  $r_1 r_2 = 1$

Reactivity Ratios calculated using the copolymer composition equation:

$$F_1 = \frac{(r_1 f_1 f_1 + f_1 f_2)}{(r_1 f_1 f_1 + 2 f_1 f_2 + r_2 f_2 f_2)}$$

$r_1$  = reactivity ratio for styrene

$r_2$  = reactivity ratio for POSS-styrene

$F_1$  = mole fraction of styrene in copolymer

$f_1$  = mole fraction of styrene monomer in feed

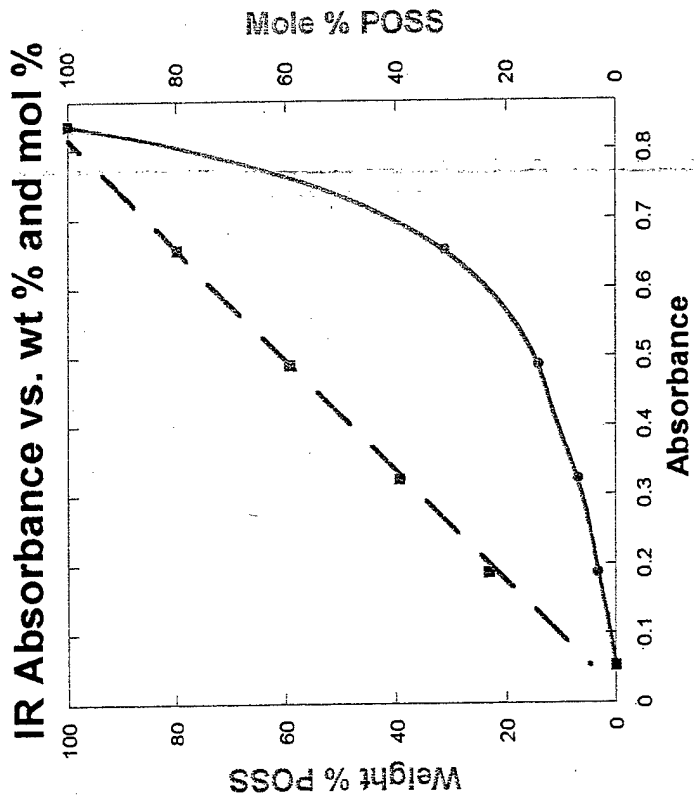
$f_2$  = mole fraction of POSS monomer in feed

# Reactivity Ratios: Challenges

- Polymerizations must be carried out to only 3-5% completion.  
-Reactions were run for 3 hours and monitored by  $^1\text{H}$  NMR.
- The small amount of polymer formed (a solid) must be separated from unreacted POSS-monomer (also a solid).  
-Achieved with precipitation of copolymer using Chloroform/MeOH
- Carry out a full (10-90) range of mole % POSS reactions while maintaining the same concentration of monomers and initiator.  
-Achieved best with isoButylPOSS as it has favorable solubility.
- Accurately determine the amount of POSS in each copolymer.  
-NMR integration is more accurate than IR analysis over the full mole % range.

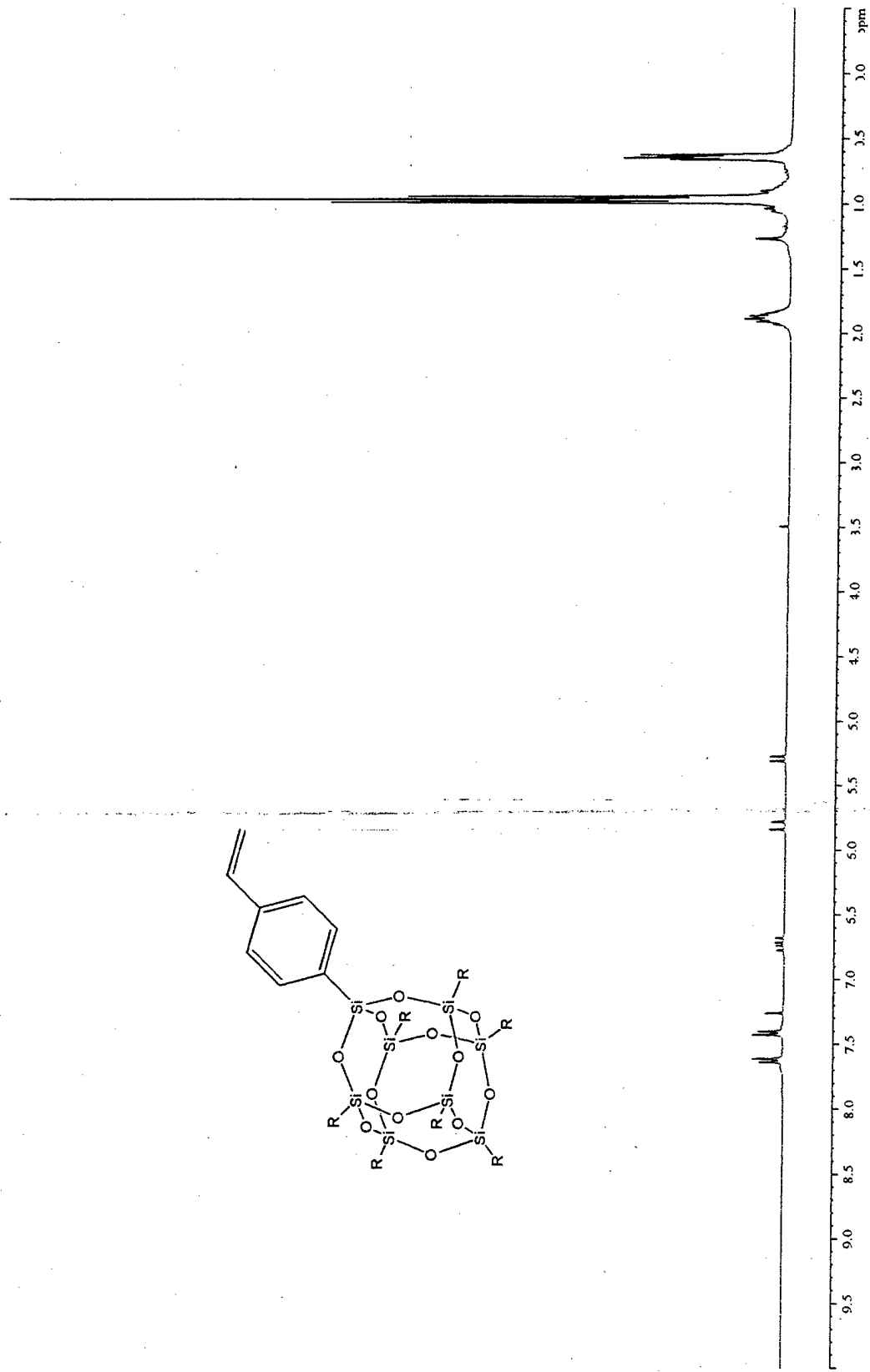
# Compositional Analysis with FTIR

FTIR can be used to determine weight % POSS in a copolymer as there is a linear response between weight % POSS and absorbance. However, because a POSS is a such a large macromer, there is NOT a linear response using mole % POSS (see graph below).



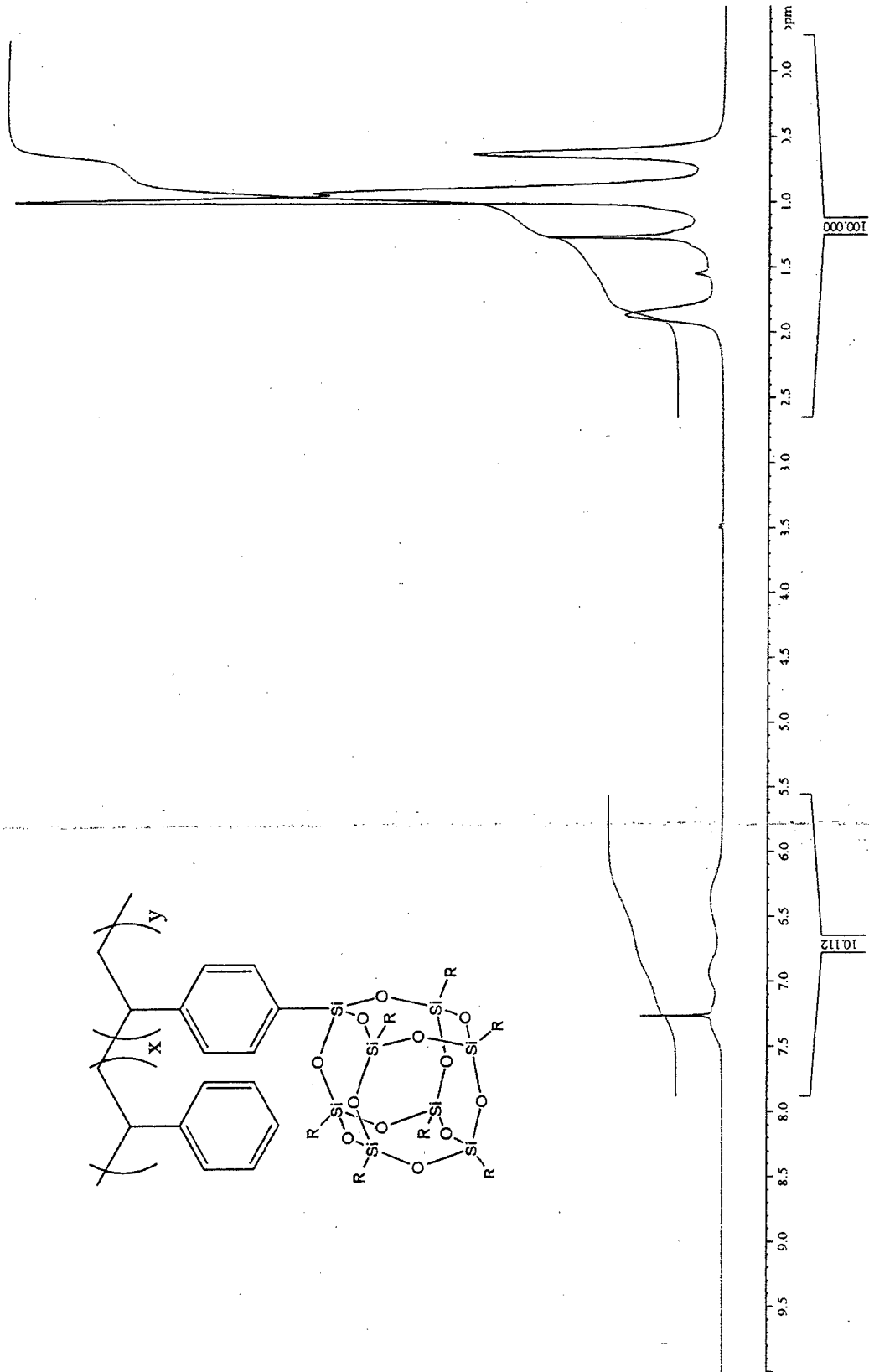
Note that IR analysis is an excellent method for determining mole % POSS in the low to 25 mole % POSS range

# $^1\text{H}$ NMR Spectrum of Crude Reaction Solids



This spectrum shows mostly POSS-monomer with some copolymer. 10

# $^1\text{H}$ NMR Spectrum of Isolated Copolymer



This spectrum shows monomer-free copolymer.

Distribution A. Approved for public release, distribution unlimited.

# Copolymer Composition

Composition determined from 2 equations and 2 unknowns using  $^1\text{H NMR}$

$x$  = mole fraction POSS-styrene

$y$  = mole fraction styrene

$$x + y = 1$$

$$y = 1 - x$$

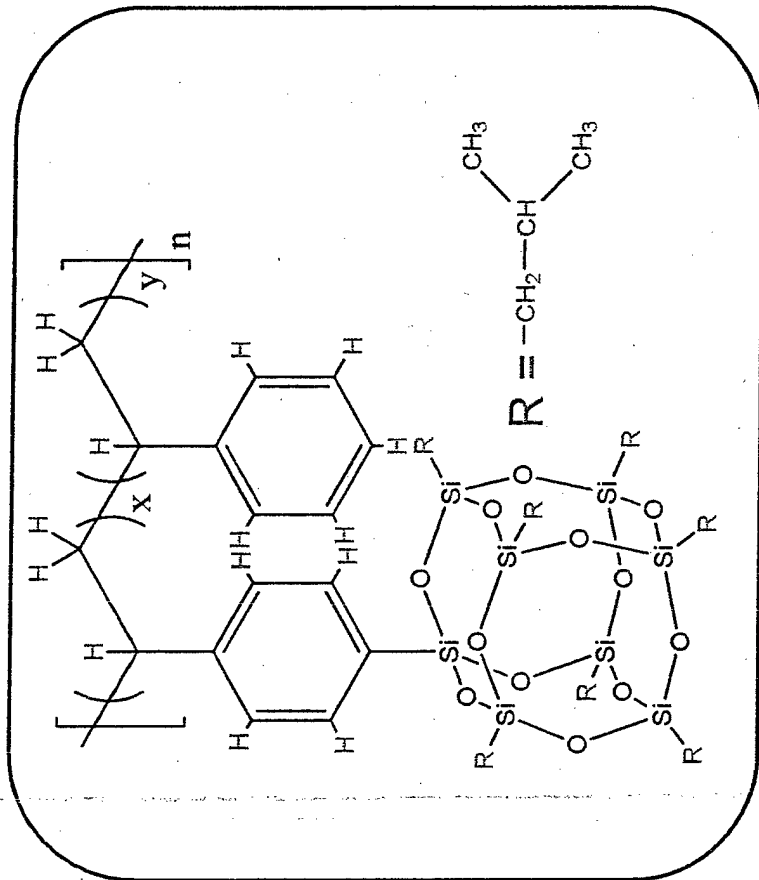
(1)

$$\text{Integral Ratio (IR)} = \frac{\text{Aromatic Integral} = 4x + 5y}{\text{Aliphatic Integral} = 66x + 3y}$$

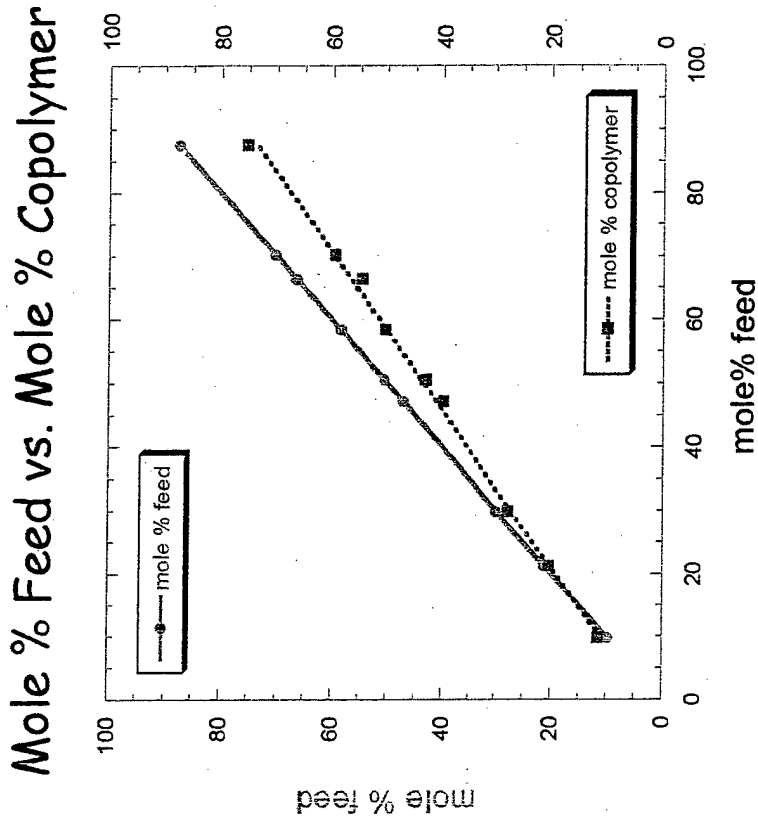
(2)

Solving for  $x$ :

$$x = \frac{5 - 3\text{IR}}{63\text{IR} + 1}$$



# Experimental Data

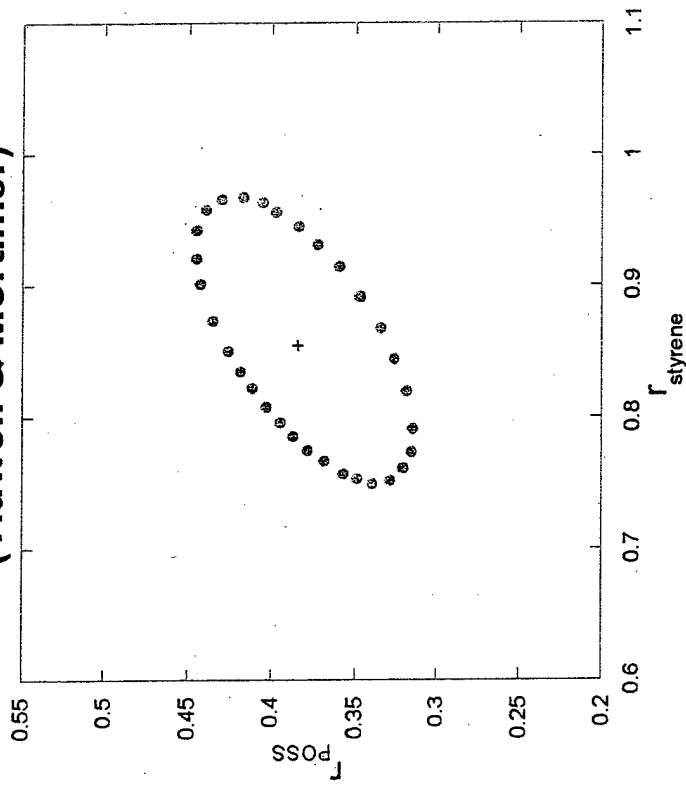


| Experiment # | POSS in Feed |        | POSS in Copolymer |        |
|--------------|--------------|--------|-------------------|--------|
|              | weight %     | mole % | weight %          | mole % |
| 1            | 48.91        | 9.78   | 53.60             | 11.57  |
| 2            | 70.42        | 21.24  | 69.33             | 20.38  |
| 3            | 78.98        | 29.85  | 77.19             | 27.71  |
| 4            | 88.73        | 47.14  | 85.39             | 39.83  |
| 5            | 90.01        | 50.50  | 86.98             | 43.07  |
| 6            | 92.53        | 58.38  | 89.97             | 50.39  |
| 7            | 94.58        | 66.40  | 91.40             | 54.62  |
| 8            | 95.42        | 70.24  | 92.85             | 59.53  |
| 9            | 98.42        | 87.57  | 96.43             | 75.38  |

# Determination of Reactivity Ratios

| Method                    | Reactivity Ratios    |                   |
|---------------------------|----------------------|-------------------|
|                           | $r_{\text{styrene}}$ | $r_{\text{POSS}}$ |
| Fineman-Ross              | 0.77                 | 0.34              |
| Kelen-Tudos               | 0.82                 | 0.37              |
| Yezrielev-Brokhina-Roskin | 0.79                 | 0.35              |
| Tidwell-Mortimer          | 0.84                 | 0.38              |

95% Confidence Interval  
(Tidwell & Mortimer)



Tidwell-Mortimer is a nonlinear least squares method.

Calculations and Confidence Interval were obtained using a program supplied in the book "Copolymerization Toward a Systematic Approach" by Cornel Hagiopol.



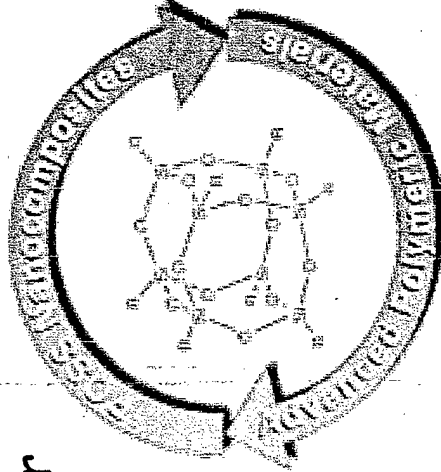
# Summary and Future Work

- $r_{\text{styrene}} = 0.84$  and  $r_{\text{POSS}} = 0.38$ , therefore a copolymer sequence should be close to random.
- Copolymer compositions are best analyzed using NMR and not FTIR spectroscopy because copolymerizations are done over a full 10 to 90 mole % POSS. FTIR analysis is accurate up to approximately 25 mole % POSS incorporation.
- $Q$  and  $e$  values (polarity and reactivity) for *i*-butyl POSS styrene will be determined after reactivity ratios with methacrylate and acrylonitrile are completed.

# ACKNOWLEDGEMENTS

The Polymer Working Group at Edwards Air Force Base is:

Maj Constance Schlaefer  
Mr. Patrick Ruth  
Dr. Sandra Tomczak  
2Lt Amy Palecek  
Mr. Brian Moore  
Mrs. Sherly Largo  
Dr. Darrell Marchant



Dr. Shawn Phillips  
2Lt Will Cooper  
Dr. Rusty Blanski  
Mr. Scott Barker  
Dr. Joseph Mabry  
2Lt Laura Moody  
Dr. Timothy Haddad

Financial Support:  
Air Force Office of Scientific Research  
Air Force Research Laboratory, Propulsion Directorate