

<b>REPORT DOCUMENTATION PAGE</b>			Form Approved OMB NO. 0704-0188	
Public Reporting burden for this collection of information is estimated to average 1 hour per response, including the time for reviewing instructions, searching existing data sources, gathering and maintaining the data needed, and completing and reviewing the collection of information. Send comment regarding this burden estimates or any other aspect of this collection of information, including suggestions for reducing this burden, to Washington Headquarters Services, Directorate for Information Operations and Reports, 1215 Jefferson Davis Highway, Suite 1204, Arlington, VA 22202-4302, and to the Office of Management and Budget, Paperwork Reduction Project (0704-0188), Washington, DC 20503.				
1. AGENCY USE ONLY (Leave Blank)		2. REPORT DATE December 24, 2003		3. REPORT TYPE AND DATES COVERED Final Progress 11/1/97 – 10/31/2003
4. TITLE AND SUBTITLE Quasi-Optical Power Combining			5. FUNDING NUMBERS Grant DAAG55-98-1-0001 <del>Proposal 37242-EL-MUR</del> CIT 61681	
6. AUTHOR(S) David Rutledge				
7. PERFORMING ORGANIZATION NAME(S) AND ADDRESS(ES) California Institute of Technology 1200 E. California Blvd. Pasadena, CA 91125			8. PERFORMING ORGANIZATION REPORT NUMBER 6	
9. SPONSORING / MONITORING AGENCY NAME(S) AND ADDRESS(ES)  U. S. Army Research Office P.O. Box 12211 Research Triangle Park, NC 27709-2211			10. SPONSORING / MONITORING AGENCY REPORT NUMBER  37242.38-EL-mur	
11. SUPPLEMENTARY NOTES The views, opinions and/or findings contained in this report are those of the author(s) and should not be construed as an official Department of the Army position, policy or decision, unless so designated by other documentation.				
12 a. DISTRIBUTION / AVAILABILITY STATEMENT  Approved for public release; distribution unlimited.			12 b. DISTRIBUTION CODE	
13. ABSTRACT (Maximum 200 words)  We have developed the basic science underlying active quasi-optics. We have investigated power handling, noise, stability, efficiency and reliability, and developed the CAD tools necessary for industrial applications. In addition, we have demonstrated a single-chip output power of 5 W in the millimeter-wave frequency range, and developed practical waveguide packaging techniques for the devices. In the lower microwave frequency range we have developed a coaxial fin-line combiner that gives an output power of 50W with a 3:1 bandwidth. These demonstrations, together with the design techniques we have developed, should allow industry to solve the critical problems of multi-watt level solid-state power sources for millimeter waves, and broad-band high-power sources at lower microwave frequencies.				
14. SUBJECT TERMS Quasi-Optics, Power Combining, Millimeter Waves			15. NUMBER OF PAGES	
			16. PRICE CODE	
17. SECURITY CLASSIFICATION OR REPORT UNCLASSIFIED	18. SECURITY CLASSIFICATION ON THIS PAGE UNCLASSIFIED	19. SECURITY CLASSIFICATION OF ABSTRACT UNCLASSIFIED		20. LIMITATION OF ABSTRACT  UL

# Caltech Quasi-Optic MURI Final Progress Report

## Forward

We are appreciative of the Army Research Office contract monitors who have enthusiastically supported quasi-optics technology. The work was first initiated by Jim Mink twenty years ago. The contract monitor for the MURI in the early years was Jim Harvey, and in the later years, Dev Palmer. These contract monitors have set a very high standard for technical leadership, and Jim Mink and Jim Harvey have both been recognized as Fellows of the IEEE. In addition, we would like to thank Elliott Brown for his strong support of quasi-optics when he was a DARPA program manager. We also appreciate the interest and advice from the members of the MURI Scientific Board.

The Caltech quasi-optic power-combining MURI included five research groups at four universities: Dave Rutledge at Caltech, Zoya Popovic at the University of Colorado, Robert York and Mark Rodwell at the University of California at Santa Barbara, and Mike DeLisio at the University of Hawaii. In all, 27 graduate students and visiting researchers were supported. The International Microwave Symposium has devoted one or two sessions each year to this topic, and the sessions have been dominated by the members of the Caltech MURI. The program supported cooperative work with Hughes Research Laboratories (Mehran Matloubian), Lockheed-Martin (Lee Mirth), and TRW, now Northrop Grumman (Roger Tsai), in the area of gallium-arsenide and indium-phosphide integrated-circuit fabrication. In addition, we collaborated with Wilson Pearson's Quasi-Optic MURI at Clemson in the area of field mapping of active quasi-optic arrays, working with Professor John Whittaker at the University of Michigan.

During the time of the MURI grant, Zoya Popovic was selected Fellow of IEEE for contributions to the development of active antenna arrays and quasi-optical power combining techniques. She also received the Humboldt Research Award for Senior US Scientists, and the ASEE/HP Terman Award. David Rutledge received the Third Millennium Award of the IEEE.

The MURI has led to one new company, Wavestream Corporation ([www.wavestreamcorp.com](http://www.wavestreamcorp.com)), in Covina, CA. Wavestream was founded in 2001. Its founders include Mike DeLisio, formerly a professor at the University of Hawaii and a participant in the MURI, Blythe Deckman, who received his PhD at Caltech, and Jim Rosenberg, formerly a Visiting Associate at Caltech. Wavestream is developing millimeter-wave single-chip quasi-optical power amplifiers based on the grid-amplifier approach invented at Caltech. This is an area where we have very much needed power sources. The existing tube amplifiers are large and extremely expensive. The reliability of the tube amplifiers is poor, and the primary supplier is in Latvia. Wavestream has gone far beyond the progress that was made in the university research groups, recently submitting a paper to the International Microwave Symposium setting a record of more than 10 watts from a single chip at 30GHz with standard waveguide inputs and outputs. This is a very promising result indeed, and it augurs well for the success of Wavestream.

## Problem Studied

The field of active quasi-optics grew out of an Army Research office program started by Jim Mink in the late 1980's at Caltech. The initial idea was to investigate structures that were periodically loaded with active devices like transistors and Gunn diodes. At the time, we thought of the structures as analogous way to gas lasers. We could think of a gas laser as containing a large number of tiny amplifiers, which are excited molecules subject to stimulated emission, with spatial power combining in the output beam. Initial work emphasized oscillator grids, and a Caltech paper with then graduate student Zoya Popovic [1] won the Microwave Prize of the Microwave Theory and Techniques Society in 1991 (the references are at the end in the Bibliography).

At the same time there was a growing realization within DOD, DOE, and NASA that the problem of watt-level solid-state amplifiers for the millimeter-wave and submillimeter-wave regions was extremely difficult to solve. The issues are fundamental. The channel in a transistor has to be short to make the device fast, and this limits the voltage that can be applied. In addition, the channel width must shrink with the length to keep a reasonable impedance level for efficient coupling to an antenna or transmission line. This means that the current shrinks with the voltage. The power goes down as the frequency squared. This is why transistors that produce 1 kW are readily available in the MHz frequency range, but only a few milliwatts are available in the millimeter-wave range. People have used MMIC technology to make transmission-line Wilkinson combiners for transistors, but this also has fundamental limits. The length of the transmission lines grows linearly with the number of devices, and the losses grow exponentially. This sets a severe limit on the number of devices that can be combined before the total power actually begins to drop; typically it is about 16.

The direction of the active quasi-optics research then shifted from oscillators amplifiers. Moonil Kim demonstrated a grid amplifier in 1991 [2]. The breakthrough ideas were to use the transistors in differential pairs with balanced antenna inputs and outputs, and to use orthogonal polarizations for the input and output to stabilize against oscillations. The field broke wide open when Jeff-Liu from Caltech and Emilio Sovero from Rockwell Science Center demonstrated a monolithic 40-GHz grid amplifier in 1995 [3]. The gain for this amplifier was limited and the output power was less than a watt, but this paper gave a clear direction.

The field then received additional support from the DARPA MAFET Thrust 3 program. Elliott Brown was the program manager, and several contracts were let to industrial companies for quasi-optical power amplifiers in the 10-GHz to 100-GHz range. The results of the program were generally disappointing, with the exception of a brilliant project in Bob York's group at the University of California at Santa Barbara. They mounted MMIC amplifiers on printed circuit boards inside a hollow metal guide, and produced 160W at 10GHz [4]. The inputs and outputs were coupled to the guide by fin-line. This approach gave large powers and large bandwidths. In many ways, the approach is complementary in frequency to the Caltech grid amplifiers. York's approach appears to be best for the microwave frequencies below 30GHz, and the Caltech grid amplifiers appear to be most suitable for frequencies above 30GHz.

Even though the DARPA program was a failure in some respects, it did show that the science base for active quasi-optics was too weak to support serious commercial industrial activity, and this led Jim Harvey to propose active quasi-optics as a MURI topic. The Caltech team

proposed a program that would develop a variety of millimeter-wave power amplifiers and quasi-optical systems for the frequency range from 30GHz to 140GHz. This was aimed squarely at the critical problem of producing watt-level solid-state power sources in the millimeter-wave range. In addition, we proposed power sources for even high frequencies based on resonant tunneling diodes fabricated by JPL. When the grant was awarded, the higher-frequency work was deleted, and there was a request to thoroughly develop the science foundation for active quasi-optics.

## **Important Results**

### **Grid Amplifier CAD**

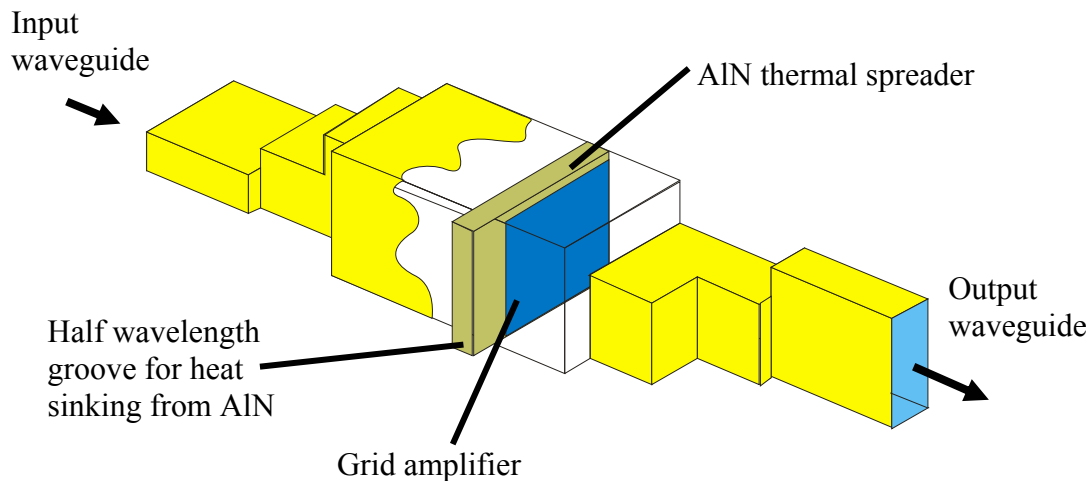
Much of the work on the science base for active grids has centered on the critical question of CAD. Should specially written code be used or off-the-shelf software? One approach was a specially written method-of-moments simulation developed in Michael Steer's group at North Carolina State University. The alternative approach that we followed at Caltech was to analyze a unit cell in an infinite periodic grid with Ansoft's finite-element package HFSS. The method-of-moment code gave some information about hot edges that had been seen in experiments, but could not be predicted by the unit-cell approach. However, the method-of-moment code did not predict the grid scattering parameters well, and it was abandoned. Almost all of the design work since then has used commercial finite-element software, and it follows the approach outlined by Polly Preventza in her presentation at the International Microwave Symposium in 1999 [5]. This approach has proven to quite accurate, even in current designs where the transistor size becomes a substantial fraction of the unit cell. In addition, HFSS later has proved invaluable in designing waveguide mode converters that couple TE<sub>10</sub> waveguide input and output sections to the multi-mode region around the grid.

Other design issues have also been addressed. Jeff Liu observed a spurious non-radiating oscillation mode in some grids. He associated this with a common-mode oscillation of the differential amplifier pairs, and he developed a transmission-line model stability analysis that predicted the oscillations accurately [6]. This common-mode stability analysis has been routine in the design of all amplifier grids. It is critical in avoiding oscillations. There has also been an interest in the reliability of the grids. One of the attractive features of active quasi-optics is that it the grids degrade gracefully as transistors fail. Our analysis, confirmed by extensive follow-up measurements indicates that an  $x\%$  failure rate causes a  $2x\%$  drop in output power [7]. The noise performance of grids was investigated, and it was found for a grid amplifier, the noise temperature of the grid was the same as the noise temperature of a unit cell [8]. This is attractive, because it means that larger grids do not have more noise than smaller grids. On the other hand, larger grids do have more power-handling capacity.

This work, combined with the rapidly increasing speed of computers, and improvements in commercial CAD tools, has given a CAD environment for accurately designing grid amplifiers. However, there are fundamental limitations in the unit-cell approach, and practical restrictions in HFSS. First, it does not predict the behavior of the edges of the grid, and asymmetrical cells that couple the input and output polarizations are not modeled accurately. In this area, Mike DeLisio has done some interesting work where he considered how to minimize the generation of substrate modes in the grids [9]. Current development in quasi-optical CAD is centering on finite-difference time-domain code for the entire grid amplifier, including the waveguide mode converters.

## Grid Amplifier Demonstrations

For the credibility of the active quasi-optics area, it has been critical to demonstrate real power from single chips in the millimeter-wave range. Blythe Dickman and Emilio Sovero provided the breakthrough, describing a GaAs chip with a 5-W output at 37 GHz at the 2000 International Microwave Symposium [10]. This was a record output in this frequency range for a single transistor chip at the time. This grid amplifier used 512 transistors, and had a combining loss of only 1-dB, which is far beyond the limits of conventional transmission-line combiners. Even though this result was promising, Dickman's chip was not practical except in laboratory applications, because he used extremely large plastic lenses to focus the input power onto the chip and to gather power. In the millimeter-wave frequency range, it is most convenient to use TE<sub>10</sub> waveguide for the input and output. Lawrence Cheung used HFSS to design a mode converter that with a TE<sub>10</sub> input that provided a uniform field across the chip. In 2001, he reported gain and power that were similar to Dickman's [11]. The following year, he made 60-GHz InP grid amplifiers with Roger Tsai at Northrop-Grumman with mode converters at the input and output, giving a convenient, compact package (Figure 1) [12]. At the high frequencies, low-transistor gain is quite limiting, but Cheung recently demonstrated a grid amplifier with a two-stage unit cell and a measured gain of 6dB at 82GHz, that should make it possible to solve this problem [13, 22].



**Figure 1.** First fully-packaged grid amplifier with waveguide mode converters on both the input and the output sides. This amplifier had a measured gain of 2dB at 58GHz [12].


These demonstrations provided the credibility for Wavestream to raise money from venture capitalists to start the company.

## Coaxial Waveguide Power Combiners

Bob York's group studied waveguide power combiners. This work followed his extremely successful MAFET 3 project which achieved output powers of over 100W in X-Band [4]. His approach uses MMIC amplifiers on finline mounted inside standard rectangular waveguide. His group developed design techniques for achieving wide bandwidths in finline, and techniques for assembling the cards in waveguide and removing excess heat [14]. It proved to be difficult to scale this technique to the millimeter-wave region, because the amplifier cards do not become small as quickly as the waveguides do [15]. A 20-GHz

rectangular amplifier gave an output of only 6W with a 2-dB combining loss. However, York's research developed in another direction. Instead of mounting the amplifier cards in rectangular waveguide, his students mounted them in circular coaxial guide. Rectangular waveguide structures are usually limited by spurious modes to about a 2:1 bandwidth, but this is much better than grid amplifiers, which typically have bandwidths of 5% or less. However, there is an opportunity for even broader bandwidths, because coaxial waveguides can have bandwidths of many octaves.

York's coaxial waveguide combiner system is shown in Figure 2 [16]. There are 32 MMIC amplifiers, and the combining loss is better than 1.5dB over the frequency range from 6GHz to 16GHz. York's group measured the output third-order intercept for the amplifier, and found that it was 52dBm. This compares with the third-order intercept of 38dBm for a single MMIC amplifier. This is a 14dB improvement in linearity, and it can be attributed to the fact that input power in the array is split between 32 amplifiers. The power saturation limit for the amplifier is proportional to the number of MMIC amplifiers in the array. We would predict a 15-dB improvement, which is close to the observed value. Mike DeLisio has also observed this improvement in mixer-diode grids at the University of Hawaii [17].



**Figure 2.** A 6–16 GHz broadband coaxial combiner with 32 MMIC amplifiers mounted on finline inside a coaxial waveguide [15]. The maximum output power was 50W, and the gain was better than 10dB over a 3:1 bandwidth.

### High-Efficiency Class-E Amplifier Spatial Power Combining

Active quasi-optic transmitters are well-suited for high-power systems, because the output powers of large numbers of devices can be combined in free space. Thermal management is easier in some respects than in single-transistor amplifiers, because heat is generated uniformly over the array. Even so, the large powers that are involved make it critical to consider approaches that include efficient amplification. This is important in many other wireless applications also. The basic technique for achieving high-amplification efficiency in an amplifier is to use the amplifier primarily as a switch. As much of the cycle as possible, the transistor channel should be either non-conducting (*off*), or highly conducting (*on*). When

the channel is non-conducting the current is limited to capacitive currents which are inherently low-loss. When the channel is highly conducting, the channel voltage is small, and this limits the power absorbed the transistor. There is still loss associated with the transitions between the *on* and *off* states. Even though this is a small part of the cycle, the loss can be significant, because both the current and voltage can be large at the same time. The largest loss typically occurs when the transistor is switched *on*, because the drain capacitance discharges through the conducting channel. This accounts for most of the loss in digital computer circuits, and considerable loss in switching transmitter amplifiers. Typically 2/3 of the loss is associated with *on*-channel conductance and 1/3 of the loss is associated with the capacitive discharge. More than 20 years ago, Nathan Sokal recognized that the solution to the capacitive discharge problem was to use a load with somewhat inductive reactive designed to bring the *off* voltage back to zero when the transistor turns *on*. This eliminates the capacitive discharge loss, and allows extremely efficient amplification. Sokal called this amplifier a Class-E amplifier.

Even though these amplifiers are highly efficient, there are limitations in some communications and radar applications because these are not linear amplifiers. They can be used in systems with phase and frequency modulation. However, it more complicated circuits are required to use them with modulation schemes where the phase and amplitude vary in a complicated way [18].

Zoya Popovic's group at the University of Colorado has demonstrated a 16-element 10-GHz spatial combiner based on four 4-element spatial power combiner sub-arrays [19]. In the sub-array, the commercial GaAs-MESFET amplifiers are designed to operate in switched class-E mode, feeding dual-layer patch antennas. A Wilkinson combiner feed was designed for the input with 0.7 dB loss. The individual amplifiers operate at 64 % drain efficiency and deliver 20.6dBm output power. The total output power delivered from the active array is 26.6dBm (0.46W), for 20dBm input power. The average drain efficiency of the amplifiers in the array is 70% and the power added efficiency is 57%. The 4-sub-array 16-element combiner demonstrated an average drain efficiency of 70% at 164W EIRP, or about 1.4W of transmitted power. The power combining efficiency of the 16-element array is above 79%.

An oscillating antenna element at X-band was designed for high conversion efficiency and directivity. The element is suitable for integration into arrays due to simple biasing and compactness. A microstrip annular ring is used both as the radiating element and microstrip feedback circuit for the class-E amplifier. A maximum conversion efficiency of the dc power consumption to the radiated co-polarized power is measured to be 55% at 10GHz with a radiated power of 15.5dBm from a single low-cost Alpha AFM04P2 MESFET. The antenna gain is measured to be 8.1dB. When the correct mode is excited, the annular ring radiates as two surface current elements separated by half of a free-space wavelength in the E-plane. This enables a dense array lattice with low mutual coupling between elements. Since the active circuit is inside the ring antenna, the spacing in the array can be half wavelength in both directions. A paper describing details of this work was presented at the 2002 IEEE IMS. Continuing work in this area is in the direction of a high-efficiency DC-DC converter at a 10-GHz switching rate [20].

## **Broadband arbitrarily-polarized rectenna arrays for recycling low incident power levels**


This is a new topic that was not addressed in the original proposal, but we believe fits well in the area of quasi-optic power combining. Professor Popovic has been investigating it at the University of Colorado. One can classify spatial power combiners according to power input and output as follows: (1) DC power is the input and RF power is the output (oscillators); (2) RF power in a wave is the input and output (amplifiers and multipliers); and (3) RF power in an incident wave is the input and DC power is the output (rectennas). Under this MURI, the University of Colorado group has demonstrated high-efficiency oscillator antennas, high-efficiency PA combiners, high conversion efficiency multipliers, and in this last year we have focused a part of the effort on rectennas [21].

Most rectennas have been developed for energy beaming using linearly (or otherwise well-determined) antennas with high-power incident radiation for high efficiency of rectification. We address another application – that of recycling RF energy that is incoherently scattered over a large spectral bandwidth with low power at any individual frequency. Since the polarization is randomly varying in time, the rectenna design is such that two orthogonal polarizations are rectified independently and the resulting DC voltages and/or currents are added. Rectification for single-frequency sources from 4 to 14GHz with a single array has been demonstrated. The efficiency is a function of incident power, as expected, and can reach values of over 65% for FCC-allowed power densities. Zoya Popovic's group has demonstrated non-linear increase in efficiency and DC power as multi-spectral waves are incident on the rectenna array.

## **W-Band MEMS Antennas**

We have developed MEMS-based metal dipole and gamma-matched antennas for a 94-GHz quasi-optical array. The antennas are designed and modeled at Caltech and fabricated by Mark Rodwell's group at UCSB. Prototypes are shown in Figure 3. The fabrication process was quite difficult and it involved repeated plating and photoresist patterns. The MURI work at UCSB used transferred-substrate HBTs, a device structure which provided high  $f_{max}$  but whose process made integration with MEMS antennas very difficult. However, the resulting metal structures were 0.15 mm high. The advantage of building all-metal antennas in this fashion is that dielectric absorption losses are eliminated and there is no coupling to a dielectric substrate. We do not have pattern measurements for these antennas. However, HFSS simulations indicate that both antennas have a 7% 2:1 SWR bandwidth. The predicted metal losses for the dipole antenna are 0.4dB, while the predicted metal losses for the gamma-matched antenna are somewhat higher, 2.1dB. Even though the losses for the dipole antenna are lower than for the gamma-matched antenna, the dipole antenna is a balanced structure, and it would require a balun with additional complexity and losses to drive it.





**Figure 3.** (a) Dipole antenna side view ( $w = 0.31\text{mm}$ ,  $l = 0.4\text{mm}$ ,  $h = 0.15\text{mm}$ ). (b) Gamma-matched antenna side view ( $w = 0.7\text{mm}$ ,  $l = 1.1\text{mm}$ ,  $h = 0.15\text{mm}$ ).

### Millimeter-Wave Power HBTs

Mark Rodwell's group at the University of California at Santa Barbara is developing high power W-band amplifier arrays in InP HBT technology. Results on the program have progressed through demonstration of transistors with very high power capability W-band and of demonstration of HBT amplifiers with record output power levels in W-band.

As a key step, in the MURI program, HBTs with large power-handling capabilities were developed. This required adding additional metal layers to the base contact structure so as to decrease the sheet resistivity, as this otherwise contributes substantially to the base access resistance of power transistors with large junction areas. Greatly increased thermal stability was also required, and was accomplished in part through the standard addition of external ballast resistances for each individual emitter finger. This prevents thermal instability in the distribution of current between the multiple emitter fingers of the power transistors. Additionally, transistors were developed with a lightly doped emitter layer added to the transistor layer structure itself. This layer increases the access resistance per unit emitter junction area and prevents thermal instability in the distribution of current within an individual emitter finger.

Large-junction-area InP DHBTs were designed and fabricated using transferred-substrate technology and exhibited  $f_{\text{max}}$  of 330GHz when measured at 100mA collector bias current and 3.6V collector-emitter bias voltage. Devices with the lightly doped emitter layer were designed and fabricated; these demonstrate 235 GHz  $f_{\text{max}}$  when biased at 140mA current and 3.7V collector-emitter bias voltage. The latter devices are thermally stable at twice this current, 280 mA, when biased at low  $V_{\text{ce}}$ , while the low-current breakdown voltage exceeds 8 volts. The theoretical maximum unsaturated output power is therefore 245 mW. DHBT millimeter-wave power amplifiers were then designed, fabricated, and tested. Reactively matched common-base amplifier MMICs, with 8.5 dB insertion gain at 85 GHz, delivered saturated output power of 16.6 dBm. A cascode amplifier demonstrated an insertion gain of 8.6 dB and saturated output power of 12.5 dBm at 90 GHz. Other reactively matched common-base amplifiers with the lightly doped emitter layer structure demonstrated 80 mW

saturated output power at 75GHz. These power levels are record for HBTs. It should be note that much higher-power designs (up to 250 mW) were attempted but did not succeed due to IC process limitations; the higher-power devices have large numbers of transistor junctions connected in parallel.

## Journal Publications

1. "Stability of Grid Amplifiers," Cheh-Ming Liu, M.P. DeLisio, Alina Moussessian, and David B. Rutledge, *IEEE Transactions on Microwave Theory and Techniques*, MTT-46, pp. 769-774, 1998.
2. "Element Efficiency and Noise in Grid Arrays," Michael P. DeLisio, Robert M. Weikle, and David B. Rutledge, *IEEE Transactions on Microwave Theory and Techniques*, MTT-46, pp. 1949-1955, 1998.
3. "A Retrodirective Diode Grid Array Using Four-Wave Mixing," W. Ding, M.P. DeLisio, *IEEE Microwave Guided Wave Letters*, Sept. 1999.
4. "Failures in Power-Combining Arrays," D.B. Rutledge, N.-S. Cheng, R.A. York, R.M. Weikle, M.P. DeLisio, *IEEE Trans. Microwave Theory Tech.*, vol. 48, pp. 1077-1082, July 1999.
5. "T/R Lens Amplifier Antenna Arrays for X-band and Ka-band," Z. Popovic, *Invited Cover Feature, Applied Microwave and Wireless*, pp.30-45, February 1999.
6. "Efficiency of Chip-Level Versus External Power Combining," E. Bryerton, M. Weiss, Z. Popovic, *Special Issue on Low-Power/Low-Noise Circuits of the IEEE Trans. Microwave Theory Tech.*, pp.1482-1485, July 1999.
7. "Power Amplifier Approaches for High-Efficiency and Linearity," Zoya Popovic, Peter Asbeck, Larry Larson and Tatsuo Itoh, *Chapter in Low-Power Electronics for Wireless Communications*, T. Itoh and G. Haddad Ed., Wiley & Sons, 2000.
8. "Two Ka-band Quasi-Optical Amplifier Arrays," T. Marshall, M. Forman, Z. Popovic, *IEEE Trans. on Microwave Theory and Techniques*, Vol. 47, No.12, pp.2568-2573, December 1999.
9. "Time Domain Optical Sampling of Nonlinear Microwave Amplifiers and Multipliers," M. Weiss, M. Crites, E. Bryerton, J. Whittaker, Z. Popovic, *IEEE Trans. on Microwave Theory and Techniques*, Vol. 47, No.12, pp.2599-2604, December 1999.
10. "Spectral Transmittance of Lossy Printed Resonant-Grid Terahertz Bandpass Filters," M. MacDonald, A. Alexanian, R.A. York, Z. Popovic, and E. Grossman, *IEEE Trans. Microwave Theory Tech.*, vol. 48, pp. 712-718, April 2000.
11. "A Transmit/Receive Active Antenna with Fast Low-Power Optical Switching" J. Vian and Z. Popovic, *IEEE Trans. Microwave Theory and Tech.*, vol. 48, pp. 2686-2691, December 2000.

12. "Reduction of Substrate-Mode Effects in Power-Combining Arrays," A. Al-Zayed, R.R. Swisher, F. Lecuyer, A. Guyette, Q. Sun, and M.P. DeLisio, *IEEE Trans. Microwave Theory Tech.*, vol 49, pp. 1067–1072, 2001.
13. "Linearity of X-band Class F Power Amplifiers in High-Efficiency Transmitters," M. Weiss, Z. Popovic, and F. Raab, *IEEE Trans. on Microwave Theory Tech., Special Issue on Power Amplifiers*, 2001.
14. "Design of a Mode Converter for Quasi-Optical Amplifiers by Using 3D EM Simulation Software," Toshihisa Kamei, Hisashi Morishita, Chun-Tung Cheung, David Rutledge, *IECE Transactions on Electronics*, Volume E84-C, pp. 955-960, 2001.
15. "Active-amplifier-array diagnostics using high-resolution electro-optic field mapping," K. Yang, T. Marshall, M. Forman, Z. Popovic, J. Hubert, L. Mirth, L.P.B. Katehi, J.F. Whitaker, *IEEE Trans. on Microwave Theory and Techniques*, Vol 49, No. 5, pp 849-857, May 2001.
16. "Linearity of X-band class-F power amplifiers in high-efficiency transmitters," M. Weiss, Z. Popovic, F. H. Raab, *IEEE Trans. on Microwave Theory and Techniques* Vol 49, No. 6, pp 1174-1179, June 2001.
17. "Spectral Transmittance of Lossy Printed Resonant-Grid Terahertz Bandpass Filters," M. MacDonald, A. Alexanian, R.A. York, Z. Popovic, and E. Grossman, *IEEE Trans. Microwave Theory Tech.*, vol. 48, pp. 712-718, April 2000.
18. "Spatial Power Combining for High-Power Transmitters," J. Harvey, E.R. Brown, D.B. Rutledge, and R.A. York, *IEEE Microwave Magazine*, vol. 1, pp. 48-59, Dec. 2000..
19. "Power amplifier approaches for high-efficiency and linearity," R.A. York, Peter Asbeck, Larry Larson and Tatsuo Itoh, Chapter in "RF Technologies for Low-Power Wireless Communications," Eds. T. Itoh, G. Haddad, Wiley and Sons, pp.189-228, Wiley, 2001.
20. M.J.W. Rodwell, D. Mensa, Q. Lee, J. Guthrie, Y. Betser, S.C. Martin, R.P. Smith, S. Jaganathan, T. Mathew, P. Krishnan, S. Long, R. Pullela, B. Agarwal, U. Bhattacharya, L. Samoska, "Submicron Scaling of Heterojunction Bipolar Transistors for THz Device Bandwidths." *IEEE TED Special Issue on the History of the Bipolar Junction Transistor*, November, 2001.
21. M.J.W. Rodwell, M. Urteaga, Y. Betser, D. Scott, M. Dahlstrom, S. Lee, S. Krishnan, T. Mathew. S. Jaganathan. Y. Wei, D. Mensa, J. Guthrie, R. Pullela, Q. Lee, B. Agarwal, U. Bhattacharya, S. Long "Scaling of InGaAs/InAlAs HBTs for High Speed Mixed-Signal and mm-Wave ICs" *International Journal of High Speed Electronics and Systems*, Vol. 11, No. 1, pp. 159-215.
22. J.J. Lynch and R.A. York, "Synchronization of Oscillators through Narrow-Band Networks", *IEEE Transactions on Microwave Theory and Techniques*, 49, pp. 237-249, 2001.
23. R.A. York, "Some Considerations for Optimal Efficiency and Low Noise in Large Power Combiners", *IEEE Trans. Microwave Theory Tech.*, 49, pp. 1477-1481, 2001.
24. P. Jia, L.-Y. Chen, N.-S. Cheng, and R.A. York, "Design of Waveguide Finline Arrays for Spatial Power Combining", *IEEE Trans. Microwave Theory and Tech.*, 49 pp. 609-614, 2001.

25. P. Jia, L.-Y. Chen and R.A. York, "Multi-Octave Spatial Power Combining in Oversized Coaxial Guide", *IEEE Trans. Microwave Theory and Tech.* 50, pp. 1355-1360, 2002.
26. S. Pajic, Z. Popovic, "An Efficient X-band 16-Element Spatial Combiner of Switched Mode Power Amplifiers," *submitted to the IEEE Trans. on Microwave Theory and Tech.*, December 2002.
27. K. Chang, R.A. York, P.S. Hall, and T. Itoh, "Active Integrated Antennas," *IEEE Transactions on Microwave Theory and Techniques*, vol. 50 no. 3, March 2002.
28. M.P. DeLisio and R.A. York, "Quasi-Optical and Spatial Power Combining," *IEEE Transactions on Microwave Theory and Techniques*, vol. 50 no. 3, March 2002.
29. "The Class E/F Family of ZVS Switching Amplifiers," Scott Kee, Ichiro Aoki, Ali Hajimiri and David Rutledge, *IEEE Transactions on Microwave Theory and Techniques*, June 2003.
30. Joseph A. Hagerty, Florian B. Helmbrecht, William McCalpin, Regan Zane, and Zoya Popovic, "Recycling Ambient Microwave Energy with Broadband Rectenna Arrays," *submitted to the IEEE Trans. on Microwave Theory Techniques*.

### Conference Presentations

1. "A 60-W X-band Spatially-Combined Solid-state Amplifier," by N.S. Cheng, T.P. Dau, M.G. Case, and R.A. York, International Microwave Symposium, Anaheim, CA, June 1999. Since this paper was submitted, York's group has increased the output to 150W.
2. "Ka-Band Quasi-Optical Measurements Using Focused Gaussian Beams," B. C. Dickman, J. J. Rosenberg, D. B. Rutledge, *2000 RFTG*.
3. "Modeling of Quasi-Optical Arrays," Polly Preventza, Blythe Dickman, Emilio Sovero, Michael P. DeLisio, James J. Rosenberg, and David B. Rutledge, International Microwave Symposium, Anaheim, California, 1999.
4. "Developments in Quasi-Optical Amplifiers," T. Hirvonen, P. Preventza, D. B. Rutledge, *26th Gen. Assy. of the Int. Union of Radio Science (URSI) Dig.*, p. 685, Toronto, Canada, August 1999.
5. "Design and Simulation of a Mode Converter for the Excitation of Quasi-Optical Amplifiers," T. Kamei, C.-T. Cheung, J. J. Rosenberg, D. B. Rutledge, *26th Gen. Assy. of the Int. Union of Radio Science (URSI) Dig.*, p. 688, Toronto, Canada, August 1999.
6. "A 16-Element Reflection Grid Amplifier," F. Lecuyer, I.-F.F. Chio, A. Guyette, A. Al-Zayed, W. Ding, M. DeLisio, K. Sato, A. Oki, A. Gutierrez, R. Kagiwada, J. Cowles, *submitted to the 2000 IEEE MTT-S Int. Microwave Symposium*, Boston, MA, Dec. 1999.
7. "Fundamental Issues in Power Combining Arrays," M. DeLisio, C.-M. Liu, R. Weikle, D. Rutledge, *26th Gen. Assy. of the Int. Union of Radio Science (URSI) Dig.*, p. 685, Toronto, Canada, August 1999.
8. "A Balanced Diode Grid Mixer," R.R. Swisher, F. Lecuyer, I.-F.F. Chio, J.-C. Chiao, M.P. DeLisio, *1999 IEEE MTT-S Int. Microwave Symposium Dig.*, pp. 555-558, Anaheim, CA, June 1999.

9. "K-Band Spatial Combiner using Active Array Modules in an Oversized Rectangular Waveguide," L.-Y. V. Chen, N.-S. Cheng, R. A. York, *2000 IEEE MTT-S Int. Microwave Symposium*, Boston, MA, June 2000.
10. "High-Efficiency Quasi-Optical X-band Power Combining Arrays," M. Weiss, Z. Popovic, *IEEE 2000 International Symposium on Antennas and Propagation*.
11. "Switched Mode High-Efficiency Microwave Circuits," E. Bryerton, M. Weiss, S. Djukic, Z. Popovic, *IEEE Topical Workshop on Power Amplifiers for Wireless Communications Digest*, September 13–14, 1999, San Diego, CA.
12. "Watt-Level Ka-band Quasi-Optical Amplifier Arrays," M. Forman, T. Marshall, Z. Popovic, *presented at the 1999 European Microwave Conference*, Munich, Germany, October 1999.
13. "A Transmit/Receive Active Antenna Array with Fast Low-Power Optical Switching," J. Vian, Z. Popovic, *the IEEE MTT 2000 IMS*.
14. "Linearity Characteristics of X-band Power Amplifiers in High-Efficiency Transmitters," M. Weiss, Z. Popovic, F.H. Raab, submitted to *the IEEE MTT 2000 IMS*, December 1999.
15. "A 50mm Copper/Polymer Substrate HBT IC Technology for >100GHz MMICs," J.R. Guthrie, D. Mensa, T. Mathew, Q. Lee, S. Krishnan, S. Jaganathan, S. Ceran, Y. Betser, and M.J.W. Rodwell, *Eleventh International Conference on Indium Phosphide and Related Materials*, Davos, Switzerland, May 16-20, 1999.
16. "HBT MIMIC 75 GHz Power Amplifiers," J. Guthrie, M. Urteaga, D. Scott, D. Mensa, T. Mathew, Q. Lee, S. Krishnan, S. Jaganathan, Y. Betser, M. Rodwell, *IEEE conference on Indium Phosphide and Related Materials*, May 2000, Williamsburg, VA.
17. "Time Domain Optical Sampling of Nonlinear Microwave Amplifiers," M. Weiss, M. Crittes, E. Bryerton, J. Whitacker, Z. Popovic, *1999 IEEE IMS Symposium Digest*, pp.889–892, Anaheim, CA, June 1999.
18. "A 10-GHz High-Efficiency Active Antenna," M. Weiss, Z. Popovic, *1999 IEEE IMS Symposium Digest*, pp.663–666, Anaheim, CA, June 1999.
19. "Solid-State Spatial Combiner Modules for TWT Replacement," R.A. York, L.-Y. Chen and P. Jia, presented at *Workshop on Affordability and Cost Reduction for Radar Systems*, Huntsville, AL, April 2000.
20. "HBT MMIC 75GHz and 78 GHz Power Amplifiers," J.R. Guthrie, M. Urteaga, D. Scott, D. Mensa, T. Mathew, Q. Lee, S. Krishnan, S. Jaganathan, Y. Betser, and M.J.W. Rodwell, *2000 Int. Conference on Indium Phosphide and Related Materials*, pp. 246-249, May 2000, Williamsburg, VA.
21. "Ka-Band Quasi-Optical Measurements using Focused Gaussian Beams," Blythe Dickman, James Rosenberg, and David Rutledge, *2000 ARFTG Conference Dig.*, pp. 43-48, Boston, MA, June 2000.

22. "A 5-W, 37-GHz Monolithic Grid Amplifier," Blythe Dickman, Donald Deakin, Emilio Sovero, and David Rutledge, *2000 IEEE MTT-S Int. Microwave Symp. Dig.*, pp. 805-808, Boston, MA, June 2000.
23. "Analysis of a Passive Spatial Combiner Using Tapered Slotline Array in Oversized Coaxial Waveguide," P. Jia, Y. Liu, and R.A. York, *2000 IEEE MTT-S Int. Microwave Symp. Dig.*, pp.1933-1936, Boston, MA, June 2000.
24. "Development of K-Band Spatial Combiner using Active Array Modules in an Oversized Rectangular Waveguide," L.-Y. Chen and R.A. York, *2000 IEEE MTT-S Int. Microwave Symposium Dig.*, pp. 821-824, Boston, MA, June 2000
25. "A 16-Element Reflection Grid Amplifier," F. Lecuyer, R. Swisher, I.-F.F. Chio, A. Guyette, A. Al-Zayed, W. Ding, M. DeLisio, K. Sato, A. Oki, A. Gutierrez, R. Kagiwada, and J. Cowles, *2000 IEEE MTT-S Int. Microwave Symposium. Dig.*, pp. 809-812, Boston, MA, June 2000.
26. "Design and Simulation of a Mode Converter for the Excitation of Quasi-Optical Amplifiers," Toshihisa Kamei, Chun-Tung Cheung, James J. Rosenberg, and David B. Rutledge, *Int. Symposium on Antennas and Propagation Dig.*, pp. 1517-1520, Fukuoka, Japan, August 2000.
27. "A K-band Ground Backed CPW Balanced Coupler," M Forman, and Z. Popovic, *European Microwave Conference Dig.*, pp.216-219, Paris, France, October 2000.
28. "Progress in Grid Amplifiers," C.-T. Cheung, B. Deckman, J.J. Rosenberg, and D.B. Rutledge, *2001 GOMAC Conference Dig.*, pp. 224-227, San Antonio, TX, March 2001.
29. "A 1-Watt, 38-GHz Monolithic Grid Oscillator," B. Deckman, J.J. Rosenberg, D. Rutledge, E. Sovero, and D.S. Deakin, Jr., to be presented at the *2001 IEEE MTT-S Int. Microwave Symposium*, Phoenix, AZ, May 2001.
30. "A Retrodirective Diode Grid Array Using Four-Wave Mixing," W. Ding, S.-T. C. Lei, and M.P. DeLisio, to be presented at the *2001 IEEE MTT-S Int. Microwave Symposium*, Phoenix, AZ, May 2001.
31. "A 16-Element Reflection Grid Amplifier with Improved Heat Sinking," A. Guyette, R. Swisher, F. Lecuyer, A. Al-Zayed, A. Kom, S.-T. Lei, M. Oliveira, P. Li, M. DeLisio, K. Sato, A. Oki, A. Gutierrez-Aitken, R. Kagiwada, and J. Cowles, to be presented at the *2001 IEEE MTT-S Int. Microwave Symp.*, Phoenix, AZ, May 2001.
32. "A K-band Full-Duplex Transmit-Receive Lens Array," M. Forman, J. Vian, and Z. Popovic, to be presented at the *2001 IEEE MTT-S Int. Microwave Symp.*, Phoenix, AZ, May 2001.
33. "Smart Lens Antenna Arrays," J. Vian and Z. Popovic, *2001 IEEE MTT-S Int. Microwave Symp.*, Phoenix, AZ, May 2001.
34. "Terahertz Systems," David Rutledge, NATO Advanced Study Institute, Chateau de Bonas, France, July 2000.
35. "Progress in Grid Amplifiers," Lawrence Cheung, Blythe Deckman, Jim Rosenberg, David Rutledge, Government Military Applications Conference, San Antonio, March 2001.
36. "A 1-W, 38-GHz Monolithic Grid Oscillator," Blythe Deckman, James Rosenberg, David Rutledge, Emilio Sovero, Don Deakin, International Microwave Symposium, Phoenix, May 2001.

37. "Ka-band full-duplex transmit-receive lens array," M. Forman, J. Vian, Z. Popovic, *2001 IEEE International Microwave Symposium Digest*, pp.1831-1834, Phoenix, Arizona, May 2001.
38. M. Weiss, Z. Popovic, "An X/K band high-efficiency frequency doubler," *2001 European Microwave Conference Digest, Vol.2*, pp.225-228, London, October 2001.
39. J. Vian, Z. Popovic, "Smart lens antenna arrays," *2001 IEEE International Microwave Symposium Digest*, pp.129-132, Phoenix, Arizona, May 2001
40. J. Hagerty, Z. Popovic, "Passive millimeter-wave ranging using wavefront coding," *2001 European Microwave Conference Digest, Vol.3*, pp.421-424, London, October 2001.
41. Yun Wei, Sangmin Lee, Krishnan Sundararajan, Mattias Dahlstrom, Miguel Urteaga, Mark Rodwell "W-band InP/InGaAs/InP DHBT MMIC Power Amplifiers" Submitted to the 2002 IEEE MTT-S symposium.
42. Yun Wei, Sangmin Lee, Krishnan Sundararajan, Mattias Dahlstrom, Miguel Urteaga, Mark Rodwell "High current (100mA) InP/InGaAs/InP DHBTs with 330GHz fmax" Submitted to the 2002 IEEE/OSA Conference on Indium Phosphide and Related Materials.
43. M. Rodwell, S. Long, M. Urteaga, T. Mathew, D. Scott, S. Lee, Y. M. Kim, Y. Wei, N. Parthasarathy, M. Dahlstrom, H.J. Kim, Z. Griffith, "High Speed InP-Based Heterojunction Bipolar Transistors." *28<sup>th</sup> International Symposium on Compound Semiconductors 2001 (ISCS2001)*, Komaba Campus, University of Tokyo, October 1-4.
44. M. Urteaga, D. Scott, M. Dahlstrom, Y. Betser, S. Lee, S. Krishnan, T. Mathew. S. Jaganathan. Y. Wei, M.J.W. Rodwell, "Ultra High Speed Heterojunction Bipolar Transistor Technology." *2001 GOMAC Conference*, San Antonio, Texas, March 5-8.J.
45. Yun Wei, Sangmin Lee, Krishnan Sundararajan, Mattias Dahlstrom, Miguel Urteaga, Mark Rodwell, "W-band InP/InGaAs/InP DHBT MMIC Power Amplifiers." *IEEE MTT-S International Microwave Symposium*, Seattle, WA, June 2002
46. Yun Wei, Sangmin Lee, P.K. Sundararajan, Mattias Dahlstrom, Miguel Urteaga, Mark Rodwell, "High current (100mA) InP/InGaAs/InP DHBTs with 330 GHz fmax." *Indium Phosphide and Related Materials Conference*, Stockholm, Sweden, May 12-16.
47. Yun Wei, Krishnan Sundararajan, Miguel Urteaga, Zach Griffith, Dennis Scott, Vamsi Paidi, Navin Parthasarathy, Mark Rodwell, "40 GHz MMIC Power Amplifier in InP DHBT Technology." *IEEE Lester Eastman Conference on High Performance Devices*, Newark, Delaware, August 6-8, 2002
48. Yun Wei, Miguel Urteaga, Zach Griffith, Dennis Scott, Shouxuan Xie, Vamsi Paidi, Navin Parthasarathy, Mark Rodwell, "75 GHz, 80 mW InP DHBT Power Amplifier", *2003 IEEE Radio Frequency Integrated Circuits Symposium*, Philadelphia, PA, USA, June 8 - 13, 2003
49. J.A. Hagerty, Z. Popovic, "A 10-GHz integrated class-E oscillating annular ring element for high-efficiency transmitting arrays," *2002 IEEE IMS digest*.
50. S. Pajic, Z. Popovic, A 10-GHz High-Efficiency Active Antenna Sub-Array," *2002 IEEE IMS Digest*
51. S. Pajic, N. Wang, P. Bell, N. Hoivik, V. Bright, Z. Popovic, "High-Efficiency X-band Power Amplifiers and Spatial Combiners using MEM Inductors and Variable Capacitors," to be presented at the 2003 GOMAC conference, Florida, March/April 2003.

52. Pengcheng Jia, Lee-Yin Chen, R.A. York, "Broadband linear high power amplifier for base station," presented at the IEEE Topical Workshop on Power Amplifiers for Wireless Communications, San Diego, CA, September 2002.
53. "Advances in Monolithic Grid Amplifiers" Michael DeLisio, Blythe Deckman, James Rosenberg, Chun-Tung Cheung, David B. Rutledge, URSI, Boulder CO, January 2002.
54. "Single-Chip Power Combining for Microwave Power Amplifiers," David Rutledge, Lawrence Cheung, Ichiro Aoki, Scott Kee, and Ali Hajimiri, Government Military Applications Conference, Monterey, California, March 2002.
55. "A Waveguide Mode-Converter Feed for a 5-W, 34-GHz Grid Amplifier," Chun-Tung Cheung, Jonathan B. Hacker, Gabor Nagy, David Rutledge, International Microwave Symposium, Seattle, June 2002.
56. "V-band Transmission and Reflection Grid Amplifier Packaged in Waveguide," Chun-Tung Cheung, Roger Tsai, Reynold Kagiwada and David B. Rutledge, *International Microwave Symposium, Philadelphia, PA, June 2003*.
57. "Quasi-Optic Power Combining," David Rutledge, and Lawrence Cheung, 2003 Government Microcircuits Applications Conference (GOMAC), Tampa, FL, April 2003.
58. "Active Quasi-Optics," David Rutledge, 2003 URSI Meeting, Columbus, OH, June 2003.
59. Chun-Tung Cheung, Michael P. DeLisio, James J. Rosenberg, Roger Tsai, Reynold Kagiwada, David B. Rutledge, "A Single Chip Two-stage W-band Grid Amplifier" submitted to the *2004 International Microwave Symposium*.

## **Personnel**

### **California Institute of Technology**

1. Lawrence Cheung, PhD June 2003, now with Wavestream Corporation
2. Takahiro Taniguchi, MS June 2002, from the Japanese Ground Self Defense Force
3. Blythe Deckman, PhD May 2000, now with Wavestream Corporation
4. Polly Preventza, PhD June 1999
5. Taavi Hirvonen, post-doctoral scholar
6. Toshihisa Kamei, Visiting Associate, from the Japanese National Defense Academy
7. Michael DeLisio, Visiting Associate, now with Wavestream Corporation
8. James Rosenberg, Visiting Associate, now with Wavestream Corporation

### **University of Colorado**

9. Manoja Weiss, PhD June 2001)
10. Michael Forman, PhD June 2001
11. Todd Marshall, PhD June 2000
12. John Hagarty, PhD August 2003

### **University of California at Santa Barbara**

13. Yun Wei, PhD December 2002
14. Pengcheng Jia, PhD June 2003
15. Vicki Chen PhD June 2003
16. Pengcheng Jia, PhD June 2003



17. James Guthrie, PhD May 2000
18. Erich Erker, MS May 2000
19. Thai-Phoung Dao, BS May 2000

### **University of Hawaii**

20. Ayman Al-Zayed, MS May 2000
21. Wenyan Ding, MS May 2000
22. Frederic Lecuyer, MS May 2000
23. Andrew Guyette, MS March 2001
24. Mauricio Oliveira, MS May 2000
25. Dart-Mao Conan Cheung, MS May 2000
26. Su-Tak Chad Lei, MS May 2000
27. Robert Swisher MS December 1999, now with the Pacific Missile Range Facility

### **Patents**

1. "Electronically Tunable and Modulatable Quasi-Optic Grid Oscillator," Jim Rosenberg, Blythe Deckman, and David Rutledge, US Patent #6538793.
2. "Mode Translating Waveguide Adapter for a Quasi-Optic Grid Array," Lawrence Cheung and David Rutledge, US Patent #6542662.
3. "Techniques for Enhancing Gain in a Quasi-Optic Grid Array," Jim Rosenberg, Blythe Deckman, David Rutledge, Mike DeLisio, and Lawrence Cheung, US Patent #6559724.
4. "Method for Controlling Bias in an Active Grid Array," Blythe Deckman, Dave Rutledge, US Patent #6583672.

### **Bibliography**

- [1] "A 100-MESFET Planar Grid Oscillator", Z. B. Popovic, R. M. Weikle, II, M. Kim, and D. B. Rutledge, IEEE Transactions on Microwave Theory and Techniques, MTT-39, pp. 193-200, 1991.
- [2] "A Grid Amplifier," Moonil Kim, James J. Rosenberg, R. Peter Smith, Robert M. Weikle, II, Jonathan B. Hacker, Michael P. DeLisio, and David B. Rutledge, IEEE Microwave and Guided Wave Letters, MGWL-1 pp. 322-324, November 1991.
- [3] "A Millimeter-Wave Monolithic Grid Amplifier," Cheh-Ming Liu, Emilio Sovero, and David Rutledge, International Journal of Infrared and Millimeter Waves, 16, pp. 1901-1905, November, 1995.
- [4] "A 60-W X-Band Spatially Combined Solid-State Amplifier," by N.S. Cheung, T.P. Dau, M.G. Case, and R.A. York, International Microwave Symposium Digest, June, 1999. Eventually the output power was increased to 160 watts.
- [5] "Modelling of Quasi-Optical Arrays," Polly Preventza, Blythe Dickman, Emilio Sovero, Michael P. DeLisio, James J. Rosenberg, and David B. Rutledge, International Microwave Symposium, Anaheim, California, 1999.
- [6] "Stability of Grid Amplifiers," Cheh-Ming Liu, M.P. Delisio, Alina Moussessian, and David B. Rutledge, IEEE Transactions on Microwave Theory and Techniques, MTT-46, pp. 769-774, 1998.
- [7] "Failures in Power-Combining Arrays," D.B. Rutledge, N.-S. Cheng, R.A. York, R.M. Weikle, M.P. DeLisio, IEEE Trans. Microwave Theory Tech., vol. 48, pp. 1077-1082, July 1999.

- [8] "Element Efficiency and Noise in Grid Arrays," Michael P. DeLisio, Robert M. Weikle, and David B. Rutledge, *IEEE Transactions on Microwave Theory and Techniques*, MTT-46, pp. 1949-1955, 1998.
- [9] "Reduction of Substrate-Mode Effects in Power-Combining Arrays," A. Al-Zayed, R.R. Swisher, F. Lecuyer, A. Guyette, Q. Sun, and M.P. DeLisio, *IEEE Trans. Microwave Theory Tech.*, vol 49, pp. 1067-1072, 2001.
- [10] "A 5-W, 37-GHz Monolithic Grid Amplifier," Blythe Dickman, Donald Deakin, Emilio Sovero, and David Rutledge, *2000 IEEE MTT-S Int. Microwave Symposium. Dig.*, pp. 805-808, Boston, MA, June 2000.
- [11] "A Waveguide Mode-Converter Feed for a 5-W, 34-GHz Grid Amplifier," Chun-Tung Cheung, Jonathan B. Hacker, Gabor Nagy, David Rutledge, *International Microwave Symposium*, Seattle, June 2002.
- [12] "V-band Transmission and Reflection Grid Amplifier Packaged in Waveguide," Chun-Tung Cheung, Roger Tsai, Reynold Kagiwada and David B. Rutledge, *International Microwave Symposium*, Philadelphia, PA, June 2003.
- [13] *Waveguide Packaging of Quasi-Optical Grid Amplifiers*, Lawrence Cheung, Ph.D. Thesis, Caltech, 2003. The measured gain increased to 3dB to 6dB through improved tuning after this thesis was completed.
- [14] P. Jia, L.-Y. Chen, N.-S. Cheng, and R.A. York, "Design of Waveguide Finline Arrays for Spatial Power Combining", *IEEE Trans. Microwave Theory and Tech.*, 49 pp. 609-614, 2001.
- [15] "Development of K-Band Spatial Combiner using Active Array Modules in an Oversized Rectangular Waveguide," L.-Y. Chen and R.A. York, *2000 IEEE MTT-S Int. Microwave Symposium Dig.*, pp. 821-824, Boston, MA, June 2000.
- [16] P. Jia, L.-Y. Chen and R.A. York, "Multi-Octave Spatial Power Combining in Oversized Coaxial Guide", *IEEE Trans. Microwave Theory and Tech.* 50, pp. 1355-1360, 2002.
- [17] "A Balanced Diode Grid Mixer," R.R. Swisher, F. Lecuyer, I.-F.F. Chio, J.-C. Chiao, M.P. DeLisio, *1999 IEEE MTT-S Int. Microwave Symposium Dig.*, pp. 555-558, Anaheim, CA, June 1999.
- [18] "Linearity of X-band Class F Power Amplifiers in High-Efficiency Transmitters," M. Weiss, Z. Popovic, and F. Raab, *IEEE Trans. on Microwave Theory Tech., Special Issue on Power Amplifiers*, June 2001.
- [19] S. Pajic, Z. Popovic, "An Efficient X-band 16-Element Spatial Combiner of Switched Mode Power Amplifiers," submitted to the *IEEE Trans. on Microwave Theory and Tech.*, December 2002.
- [20] J.A. Hagerty, Z. Popovic, "A 10-GHz integrated class-E oscillating annular ring element for high-efficiency transmitting arrays," *2002 IEEE IMS digest*.
- [21] Joseph A. Hagerty, Florian B. Helmbrecht, William McCalpin, Regan Zane, and Zoya Popovic, "Recycling Ambient Microwave Energy with Broadband Rectenna Arrays," submitted to the *IEEE Trans. on Microwave Theory Techniques*.
- [22] Chun-Tung Cheung, Michael P. DeLisio, James J. Rosenberg, Roger Tsai, Reynold Kagiwada, David B. Rutledge, "A Single Chip Two-stage W-band Grid Amplifier" submitted to the *2004 International Microwave Symposium*.