


# REPORT DOCUMENTATION PAGE

Form Approved  
OMB No. 0704-0188


Public reporting burden for this collection of information is estimated to average 1 hour per response, including the time for reviewing instructions, searching existing data sources, gathering and maintaining the data needed, and completing and reviewing this collection of information. Send comments regarding this burden estimate or any other aspect of this collection of information, including suggestions for reducing this burden to Department of Defense, Washington Headquarters Services, Directorate for Information Operations and Reports (0704-0188), 1215 Jefferson Davis Highway, Suite 1204, Arlington, VA 22202-4302. Respondents should be aware that notwithstanding any other provision of law, no person shall be subject to any penalty for failing to comply with a collection of information if it does not display a currently valid OMB control number. **PLEASE DO NOT RETURN YOUR FORM TO THE ABOVE ADDRESS.**

<b>1. REPORT DATE (DD-MM-YYYY)</b> 16-06-2003		<b>2. REPORT TYPE</b> Technical Viewgraph Presentation		<b>3. DATES COVERED (From - To)</b>	
<b>4. TITLE AND SUBTITLE</b>  The Application of Fracture Mechanics to Estimate the Crack Length for Developing an Inspection Criterion				<b>5a. CONTRACT NUMBER</b>	
				<b>5b. GRANT NUMBER</b>	
				<b>5c. PROGRAM ELEMENT NUMBER</b>	
<b>6. AUTHOR(S)</b>  C.T. Liu				<b>5d. PROJECT NUMBER</b> 2302	
				<b>5e. TASK NUMBER</b> 0378	
				<b>5f. WORK UNIT NUMBER</b>	
<b>7. PERFORMING ORGANIZATION NAME(S) AND ADDRESS(ES)</b>  Air Force Research Laboratory (AFMC) AFRL/PRSM 10 East Saturn Blvd. Edwards AFB CA 93524-7680				<b>8. PERFORMING ORGANIZATION REPORT NUMBER</b>  AFRL-PR-ED-VG-2003-160	
<b>9. SPONSORING / MONITORING AGENCY NAME(S) AND ADDRESS(ES)</b>  Air Force Research Laboratory (AFMC) AFRL/PRS 5 Pollux Drive Edwards AFB CA 93524-7048				<b>10. SPONSOR/MONITOR'S ACRONYM(S)</b>	
				<b>11. SPONSOR/MONITOR'S NUMBER(S)</b> AFRL-PR-ED-VG-2003-160	
<b>12. DISTRIBUTION / AVAILABILITY STATEMENT</b>  Approved for public release; distribution unlimited.					
<b>13. SUPPLEMENTARY NOTES</b>  For presentation at the ASME Pressure Vessel Conference in Cleveland, OH, 21-25 July 2003.					
<b>14. ABSTRACT</b>					
<div style="font-size: 2em; font-weight: bold; margin: 0;">20030812 148</div>					
<b>15. SUBJECT TERMS</b>					
<b>16. SECURITY CLASSIFICATION OF:</b>			<b>17. LIMITATION OF ABSTRACT</b>	<b>18. NUMBER OF PAGES</b>	<b>19a. NAME OF RESPONSIBLE PERSON</b>
<b>a. REPORT</b> Unclassified	<b>b. ABSTRACT</b> Unclassified	<b>c. THIS PAGE</b> Unclassified	A	17	Leilani Richardson
					<b>19b. TELEPHONE NUMBER (include area code)</b> (661) 275-5015

# The Application of Fracture Mechanics to Estimate the Crack Length for Developing an Inspection Criterion




C. T. Liu  
AFRL/PRSM  
Edwards AFB, CA



# Objectives:

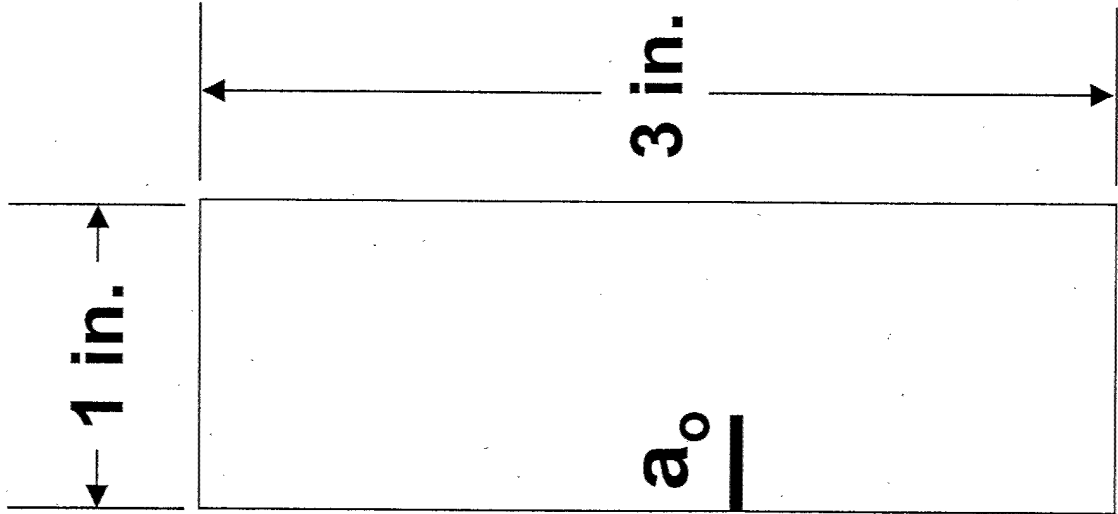


- **Determine the Inherent Critical Initial Crack Size in a Particulate Composite Material for Developing an Inspection Criterion.**
- **Determine the Statistical Distribution Function of the Inherent Critical Crack Size.**




Lin 9 June 2003.ppt

# Specimen Geometry



$$\begin{aligned} a_0 &= 0.0 \text{ in.} \\ &= 0.1 \text{ in.} \\ &= 0.2 \text{ in.} \\ &= 0.3 \text{ in.} \end{aligned}$$



# Crack Growth Equations




$$K_I = \sigma (\pi a)^{1/2} f(a/w)$$

$$f(a/w) = 0.7722(a/w)^3 + 0.9253(a/w)^2 + 1.095(a/w) + 1.005$$

$$K_{IC} = \sigma_c (\pi a_c)^{1/2} f(a_c/w)$$

$$da/dt = Q K_I^m$$



# Statistical Distribution Functions



$$F_X(x) = \Phi\left(\frac{x-u}{\sigma}\right)$$

**Normal Distribution**

$$F_X(x) = \Phi\left(\frac{\ln x - u^*}{\sigma^*}\right)$$

**Lognormal Distribution**

$$F_X(x) = 1 - \exp[-(x/\beta)^\alpha]$$


**Two-Parameter Weibull Distribution**

$$F_X(x) = \exp[-(x/v)^{-k}]$$

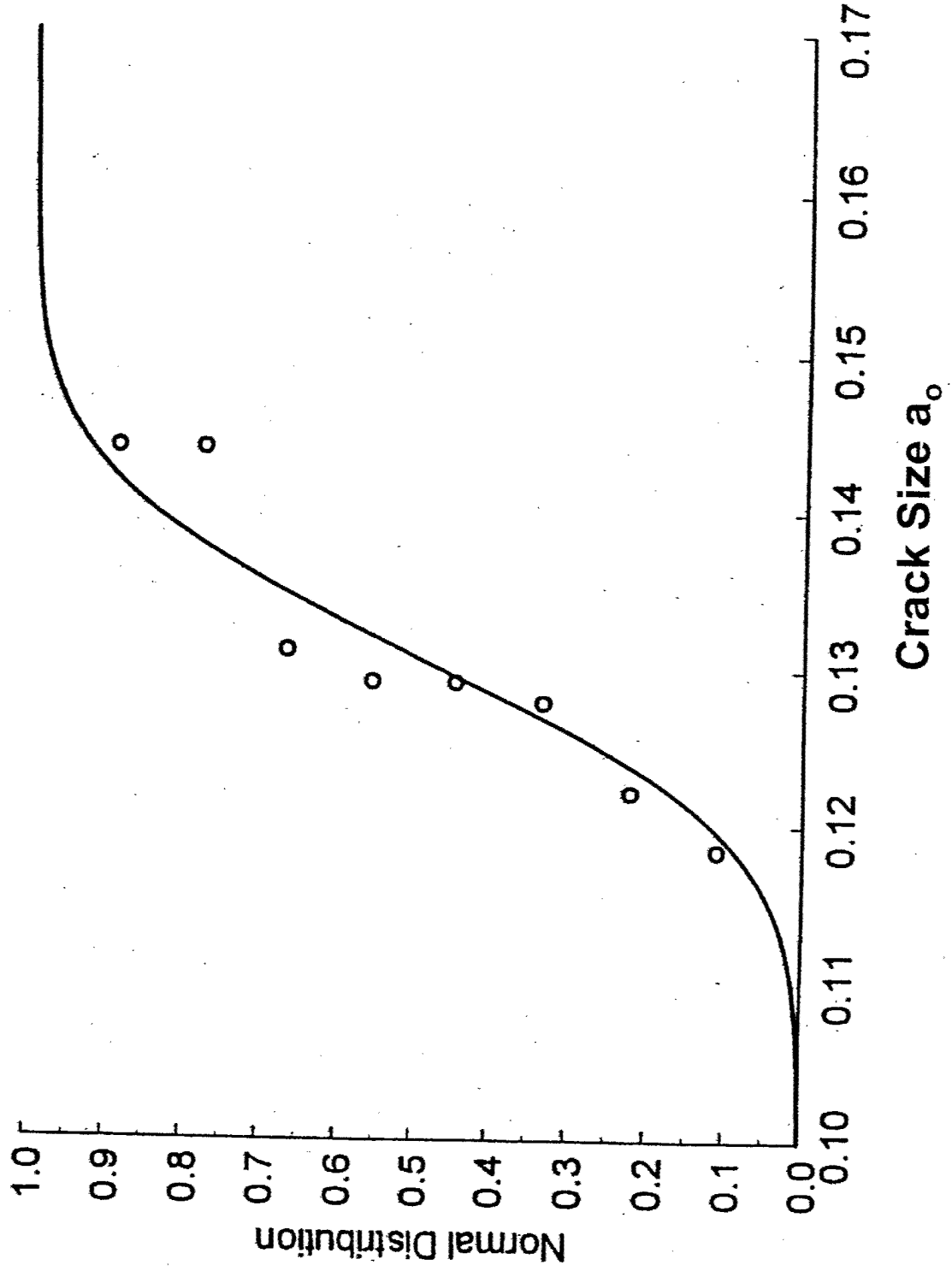
**Second Asymptotic Distribution of Maximum value**


$$F_X^*(x) = 1 - F_X(x)$$

**Exceedance Curve.**

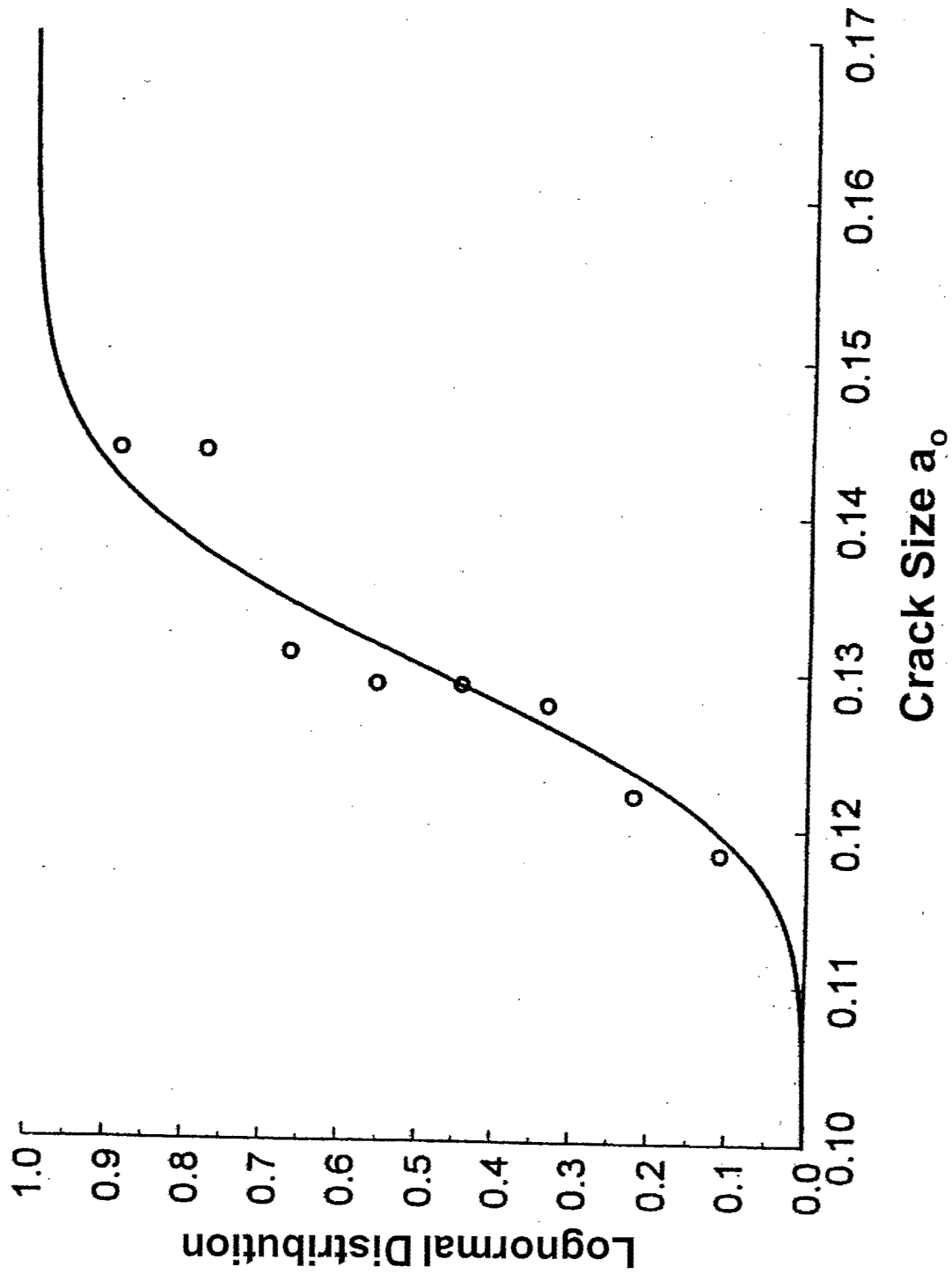


# Normal Distribution Plot for $a_0$






# Lognormal Distribution Plot for $a_0$

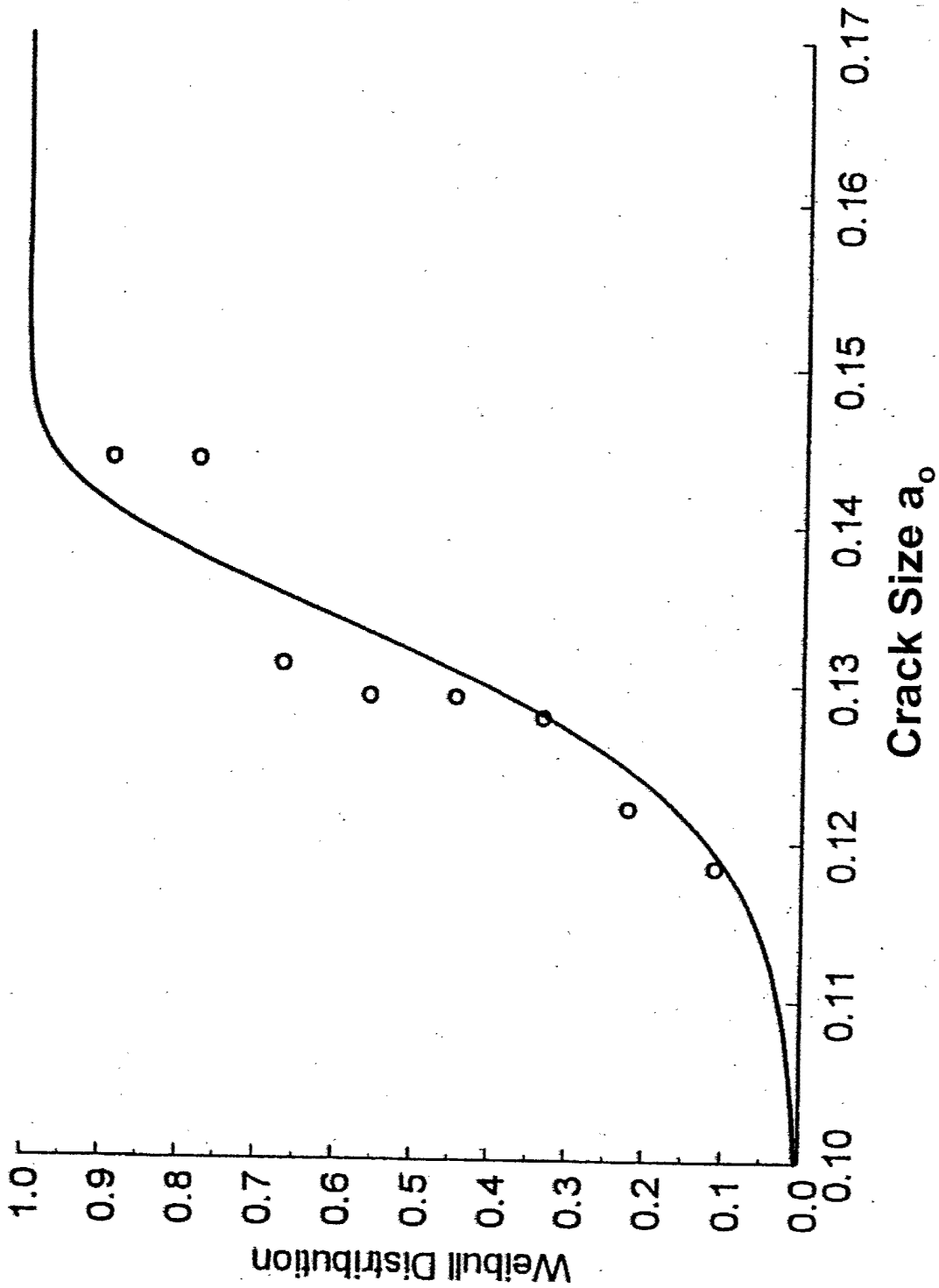


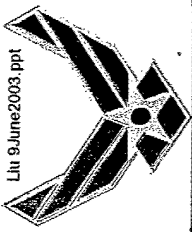




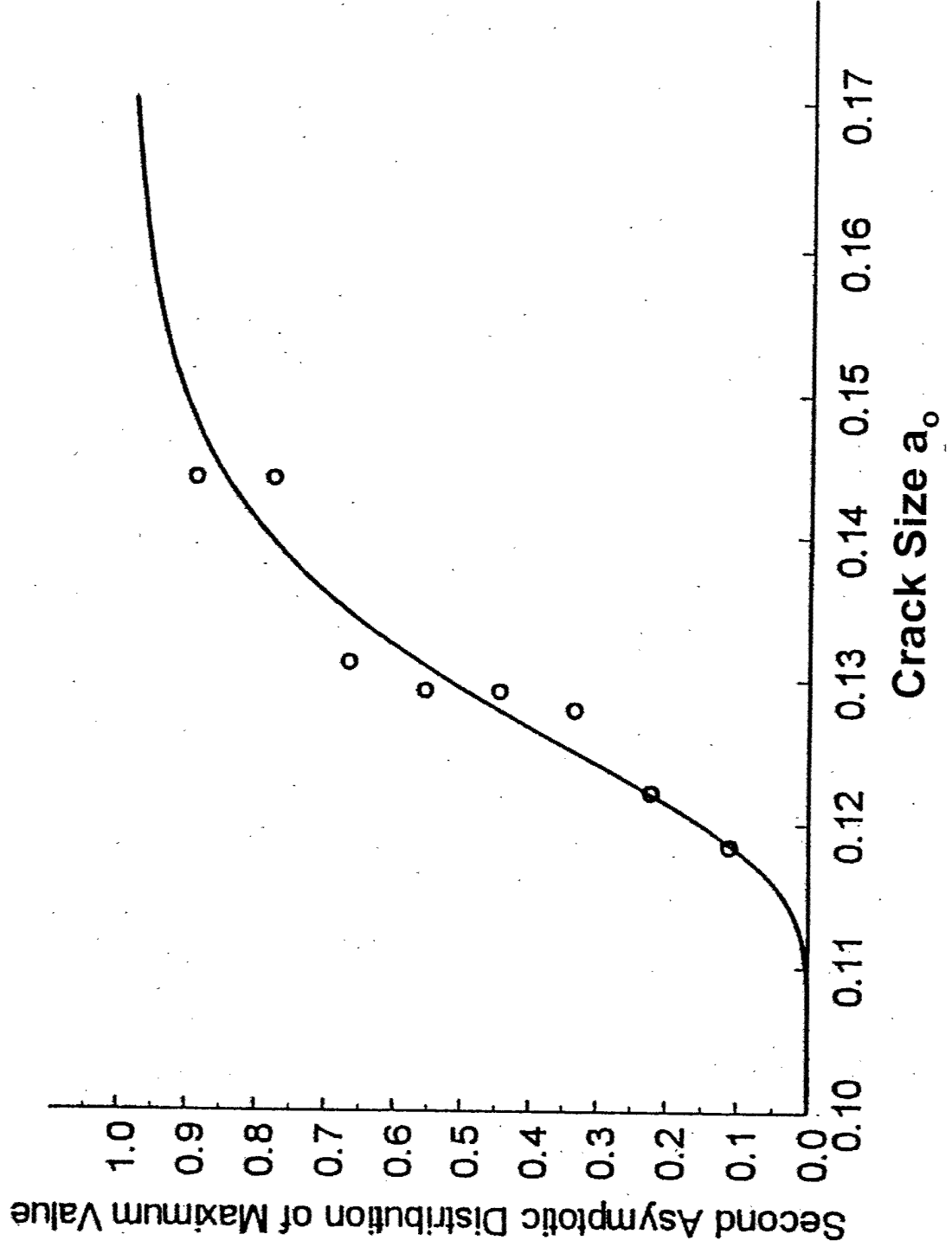
Liu 9.June2003.ppt


# Weibull Distribution Plot for $a_0$






# Second Asymptotic Distribution Plot for $a_0$






Liu 9June2003.ppt

# Distribution Parameters for Normal, Lognormal, Weibull and Asymptotic Distributions



Strain Rate = 0.04 min<sup>-1</sup>

	$a_0$	$a^*$	$a_c$
$u$	0.1308	0.1344	0.1462
$\sigma$	0.0092	0.0090	0.0079
$u^*$	-2.037	-2.0092	-1.9242
$\sigma^*$	0.07021	0.06692	0.053961
$\alpha$	17.5546	18.4513	23.0450
$\beta$	0.1348	0.1383	0.1497
$k$	13.2524	13.8081	17.1205
$\nu$	0.1258	0.1295	0.1419




# Distribution Parameters for Normal, Lognormal, Weibull, and Asymptotic Distributions



Strain Rate = 0.727 min.<sup>-1</sup>

Parameters	$a_c$	$a^*$	$a_0$
$\mu$	0.12999	0.12131	0.11865
$\sigma$	0.00152	0.00159	0.00157
$\mu^*$	-2.04037	-2.10951	-2.13163
$\sigma^*$	0.01172	0.01315	0.01324
$\alpha$	80.1416	74.4660	74.4279
$\beta$	0.1308	0.1221	0.1194
$\kappa$	72.4100	70.8130	71.9883
$\nu$	0.1291	0.1204	0.1178




Liv 9 June 2003.ppt

# Distribution Parameters for Normal, Lognormal, Weibull, and Asymptotic Distributions

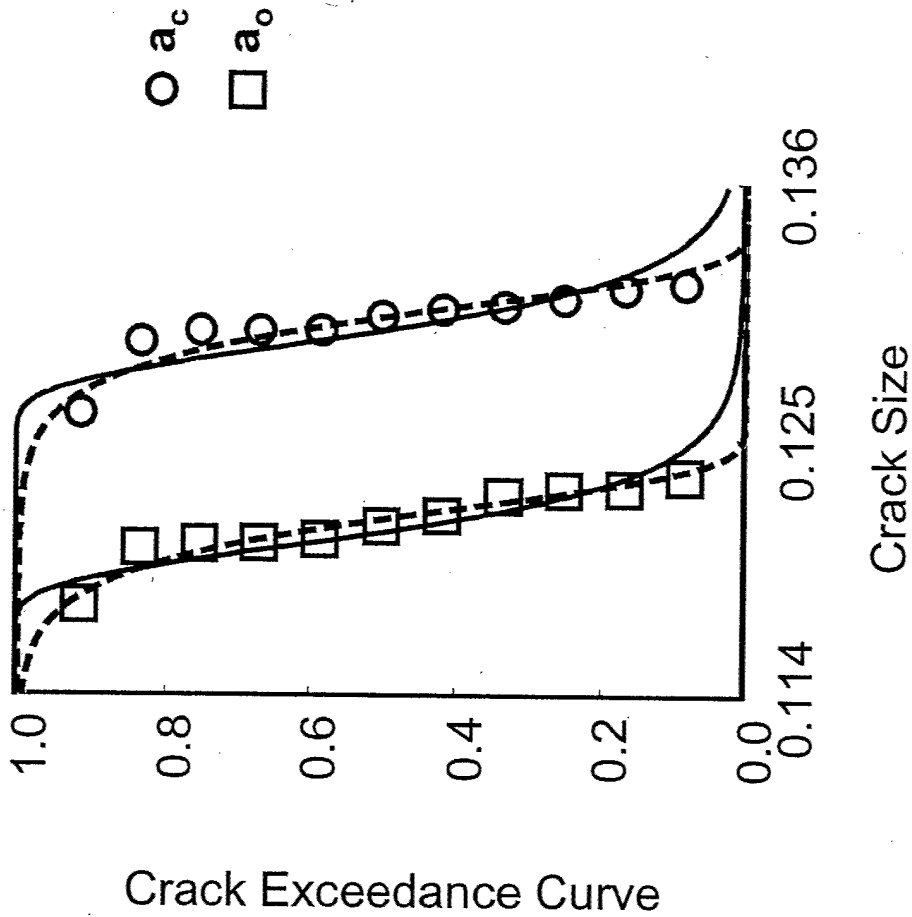


Strain Rate = 18.182 min.<sup>-1</sup>


Parameters	$a_c$	$a^*$	$a_0$
$\mu$	0.15750	0.14735	0.14597
$\sigma$	0.00290	0.00296	0.00290
$\mu^*$	-1.84847	-1.91517	-1.92456
$\sigma^*$	0.01842	0.02008	0.01989
$\alpha$	53.6601	49.5994	50.0668
$\beta$	0.1590	0.1488	0.1474
$\kappa$	51.3708	47.7906	48.4144
$\nu$	0.1559	0.1458	0.1444



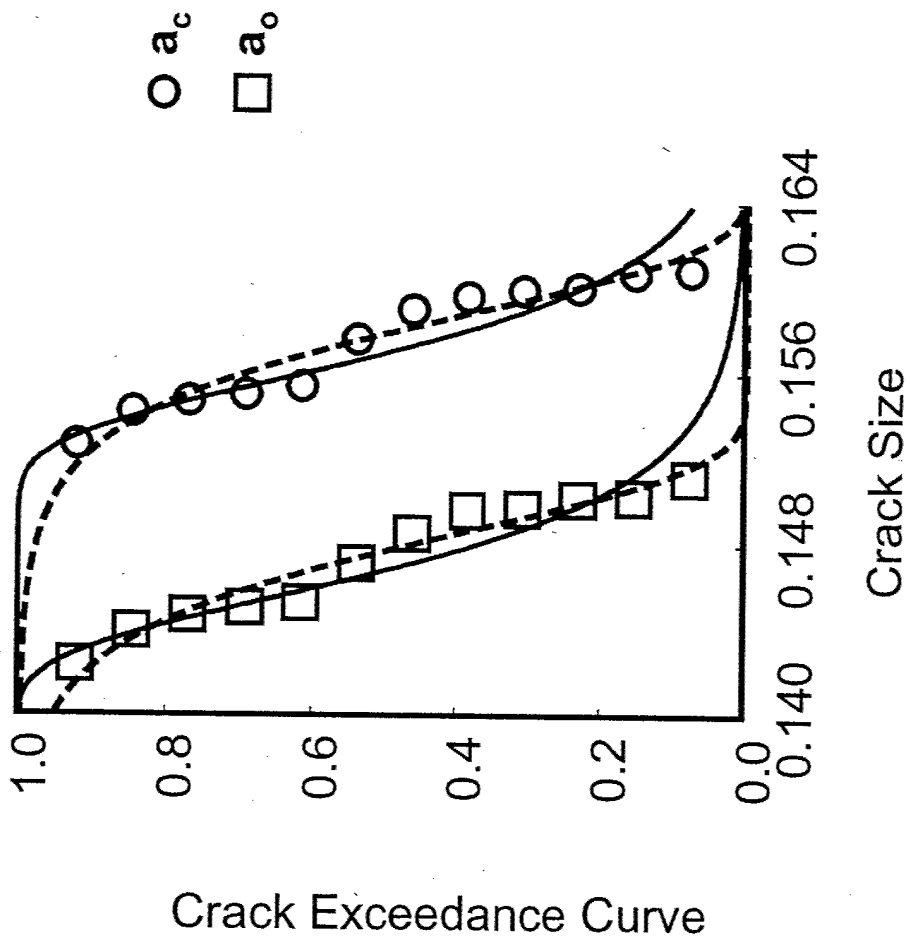
# Crack Exceedance Curves for Strain Rate = $0.727 \text{ min}^{-1}$




Solid Curves for Second Asymptotic Distribution and Dashed Curves for Weibull Distribution.



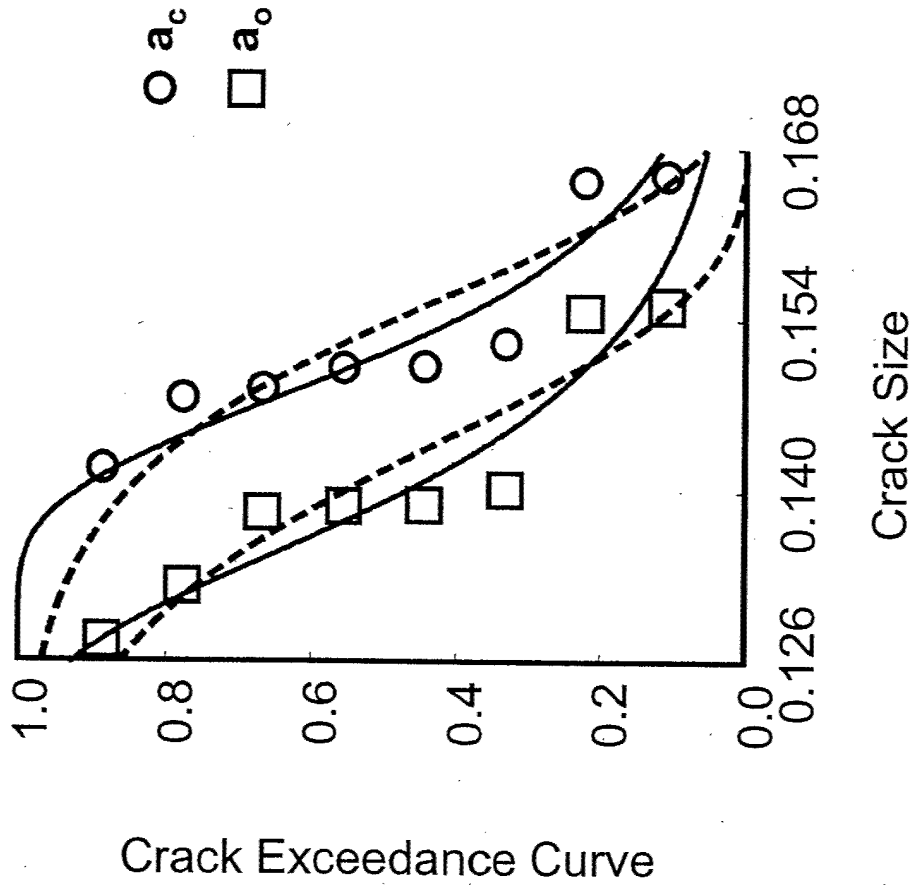
# Crack Exceedance Curves for Strain Rate = 18.182 min.<sup>-1</sup>



Solid Curves for Second Asymptotic Distribution and Dashed Curves for Weibull Distribution.

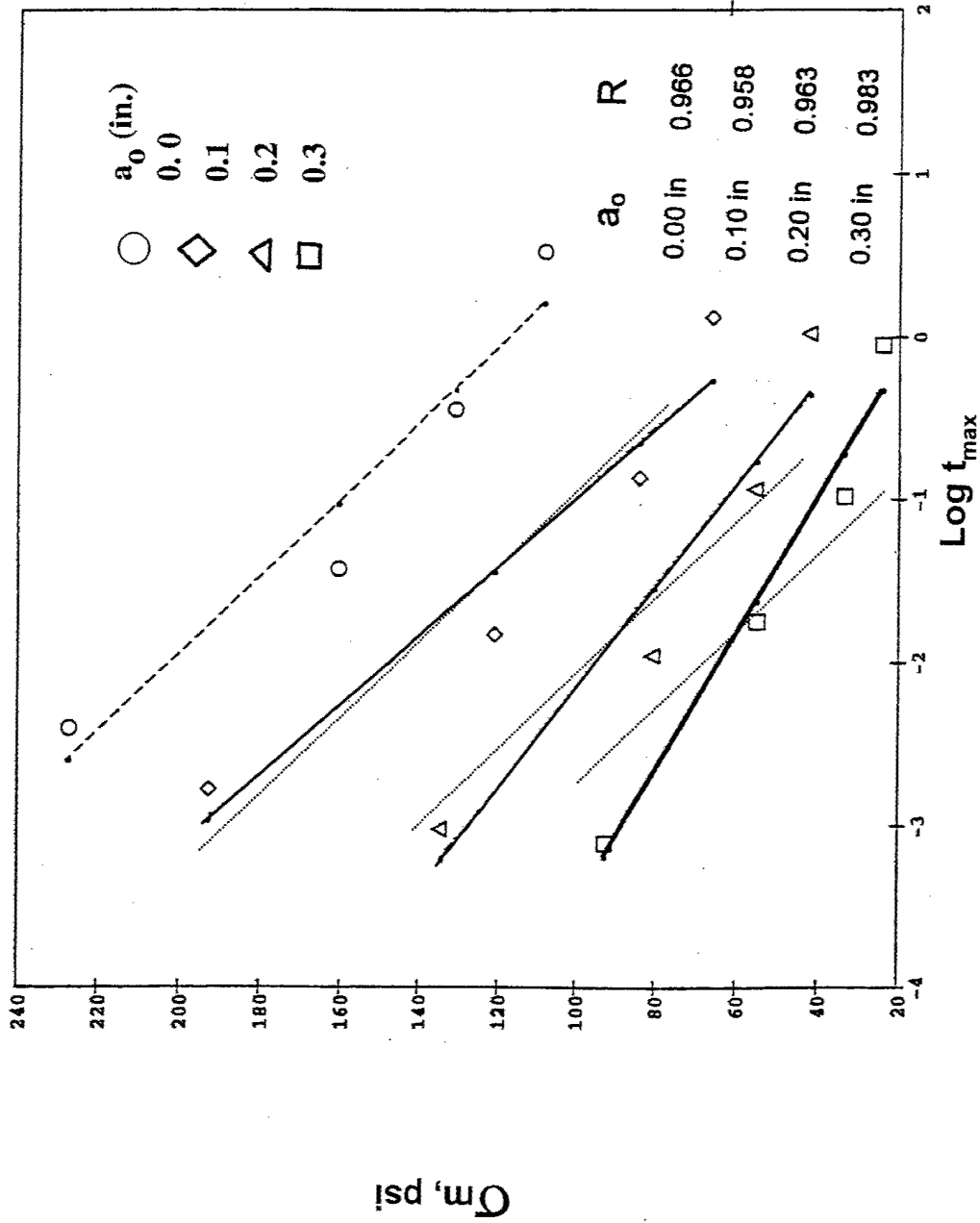




# Crack Exceedance Curves for Strain Rate = 0.04min.<sup>-1</sup>




Solid Curves for Second Asymptotic Distribution and Dashed Curves for Weibull Distribution.





Maximum Stress Vs Maximum Time



## Conclusions:

---



- For the material studied, the estimate inherent critical crack size,  $a_o$ , is insensitive to the strain rate and the averaged value of  $a_o$  is 0.132 in., which compares well with experimental value.
- The inherent critical crack size follows the second asymptotic distribution of the maximum value.
- The estimated  $a_o$  should be used to develop the inspection criterion.