

**REPORT DOCUMENTATION PAGE**

Form Approved  
OMB No. 0704-0188

The public reporting burden for this collection of information is estimated to average 1 hour per response, including the time for reviewing instructions, searching existing data sources, gathering and maintaining the data needed, and completing and reviewing the collection of information. Send comments regarding this burden estimate or any other aspect of this collection of information, including suggestions for reducing the burden, to Department of Defense, Washington Headquarters Services, Directorate for Information Operations and Reports (0704-0188), 1215 Jefferson Davis Highway, Suite 1204, Arlington, VA 22202-4302. Respondents should be aware that notwithstanding any other provision of law, no person shall be subject to any penalty for failing to comply with a collection of information if it does not display a currently valid OMB control number.

**PLEASE DO NOT RETURN YOUR FORM TO THE ABOVE ADDRESS.**

1. REPORT DATE (DD-MM-YYYY)	2. REPORT TYPE Conference Proceeding	3. DATES COVERED (From - To) 18-22 November 2002
-----------------------------	---	---

4. TITLE AND SUBTITLE Relationship Between Backscattering and Beam Scattering Coefficients Derived from New Measurements of Light Scattering Phase Functions	5a. CONTRACT NUMBER
	5b. GRANT NUMBER
	5c. PROGRAM ELEMENT NUMBER 602435N

6. AUTHOR(S) Vladimir I. Haltrin, Michael Lee, Eugeny Shybanov, Robert A. Arnone, Alan D. Weidemann, Victor Mankovsky, W. Pegau, Sherwin D. Ladner	5d. PROJECT NUMBER
	5e. TASK NUMBER BE 435-021
	5f. WORK UNIT NUMBER

7. PERFORMING ORGANIZATION NAME(S) AND ADDRESS(ES) Naval Research Laboratory Oceanography Division Stennis Space Center, MS 39529-5004	8. PERFORMING ORGANIZATION REPORT NUMBER NRL/PP/7330/02/0058
---	---

9. SPONSORING/MONITORING AGENCY NAME(S) AND ADDRESS(ES) Office of Naval Research 800 N. Quincy St. Arlington, VA 22217-5660	10. SPONSOR/MONITOR'S ACRONYM(S) ONR
	11. SPONSOR/MONITOR'S REPORT NUMBER(S)

12. DISTRIBUTION/AVAILABILITY STATEMENT  
Approved for public release; distribution is unlimited

13. SUPPLEMENTARY NOTES

14. ABSTRACT  
Processing of optical remote sensing information requires a knowledge of dependence between backscattering and beam scattering coefficients. Until recently this dependency was primarily derived from fifteen angular scattering coefficients measured more than 30 years ago by Petzold [1]. A few years ago a new probe to measure an angular scattering coefficient of natural waters was developed and built by the Marine Hydrophysical Institute in Sevastopol, Crimea [2]. Since 2000 his device was employed in several LEO- 15 expeditions near the coast of New Jersey, and in May 2002 expedition in the northern Gulf of Mexico.

15. SUBJECT TERMS  
backscattering, beam scattering, phase functions

**20030523 106**

16. SECURITY CLASSIFICATION OF:			17. LIMITATION OF ABSTRACT  SAR	18. NUMBER OF PAGES  6	19a. NAME OF RESPONSIBLE PERSON Vladimir Haltrin
a. REPORT Unclassified	b. ABSTRACT Unclassified	c. THIS PAGE Unclassified			19b. TELEPHONE NUMBER (Include area code) 228-688-4528

**PUBLICATION OR PRESENTATION RELEASE REQUEST**

Pubkey: 3333

NRLINST 5600.2

1. REFERENCES AND ENCLOSURES	2. TYPE OF PUBLICATION OR PRESENTATION	3. ADMINISTRATIVE INFORMATION
Ref: (a) NRL Instruction 5600.2 (b) NRL Instruction 5510.40D  End: (1) Two copies of subject paper (or abstract)	<input type="checkbox"/> Abstract only, published <input type="checkbox"/> Book <input type="checkbox"/> Conference Proceedings (refereed) <input type="checkbox"/> Invited speaker <input type="checkbox"/> Journal article (refereed) <input type="checkbox"/> Oral Presentation, published <input type="checkbox"/> Other, explain	STRN <u>NRL/PP/7330-02-58</u> Route Sheet No. <u>7330/</u> Job Order No. _____ Classification <input checked="" type="checkbox"/> U <input type="checkbox"/> C Sponsor _____ approval obtained <input checked="" type="checkbox"/> yes <input type="checkbox"/> no
	<input type="checkbox"/> Abstract only, not published <input type="checkbox"/> Book chapter <input checked="" type="checkbox"/> Conference Proceedings (not refereed) <input type="checkbox"/> Multimedia report <input type="checkbox"/> Journal article (not refereed) <input type="checkbox"/> Oral Presentation, not published	

**4. AUTHOR**

Title of Paper or Presentation  
**Relationship Between Backscattering and Beam Scattering Coefficients Derived from New Measurements of Light Scattering Phase Functions**  
 Author(s) Name(s) (First, MI, Last), Code, Affiliation if not NRL  
**Vladimir I. Haltrin, Michael Lee, Eugeny Shybanov, Robert A Arnone, Alan D. Weidemann, Victor Mankovsky, W. Pegau, Sherwin D. Ladner**

It is intended to offer this paper to the Ocean Optics XVI  
 (Name of Conference)

18-NOV - 22-NOV-2002, Santa Fe, NM, Unclassified  
 (Date, Place and Classification of Conference)

and/or for publication in Proceedings to Ocean Optics XVI, Unclassified  
 (Name and Classification of Publication) (Name of Publisher)

After presentation or publication, pertinent publication/presentation data will be entered in the publications data base, in accordance with reference (a).

It is the opinion of the author that the subject paper (is  ) (is not  ) classified, in accordance with reference (b).  
 This paper does not violate any disclosure of trade secrets or suggestions of outside individuals or concerns which have been communicated to the Laboratory in confidence. This paper (does  ) (does not  ) contain any militarily critical technology.  
 This subject paper (has  ) (has never  ) been incorporated in an official NRL Report.

**Vladimir I. Haltrin, 7333**  
 Name and Code (Principal Author)

*V. Haltrin*

(Signature)

5. ROUTING/APPROVAL			
CODE	SIGNATURE	DATE	COMMENTS
Author(s) Haltrin	<i>V. Haltrin</i>	8/8/02	attached abstract previously submitted
Section Head Robert A Arnone, 7333	<i>R. Arnone</i>	8/14/02	
Branch Head <i>P. Hovinec, Acting</i> Steven W. Payne, 7330	<i>P. Hovinec</i>	8/15/02	
Division Head William J. Jobst, 7300	<i>W. Jobst</i>	8/20/02	1. Release of this paper is approved. 2. To the best knowledge of this Division, the subject matter of this paper (has never <input checked="" type="checkbox"/> ) been classified.
Security, Code 7030.1	<i>David K. Carlson</i>	8/23/02	1. Paper or abstract was released. 2. A copy is filed in this office. <i>CS-300-02</i>
Office of Counsel, Code 1008.3			
ADOR/Director NCST E.O. Hartwig, 7000			
Public Affairs (Unclassified/ Unlimited Only), Code 7030.4	<i>Becky Robinson</i>	8/23/02	
Division, Code			
Author, Code			

6. DISTRIBUTION STATEMENTS (Author to check appropriate statement and fill reason as required)

A - Approved for public release, distribution is unlimited.

B - Distribution authorized to U.S. Government agencies only (check reason below):

- Foreign Government Information     Contractor Performance Evaluation     Critical Technology
  - Proprietary Information     Administrative/Operational Use     Premature Dissemination
  - Test and Evaluation     Software Documentation     Cite "Specific Authority" \_\_\_\_\_  
(Identification of valid documented authority)
- Date statement applied \_\_\_\_\_  
Other requests for this document shall be referred to \_\_\_\_\_  
(Insert Controlling DOD Office\*)

C - Distribution authorized to U.S. Government agencies and their contractors (check reason below):

- Foreign Government Information     Software Documentation
  - Administrative/Operational Use     Critical Technology     Cite "Specific Authority" \_\_\_\_\_  
(Identification of valid documented authority)
- Date statement applied \_\_\_\_\_  
Other requests for this document shall be referred to \_\_\_\_\_  
(Insert Controlling DOD Office\*)

D - Distribution authorized to DOD and DOD contractors only (check reason below):

- Foreign Government Information     Critical Technology
  - Software Documentation     Cite "Specific Authority" \_\_\_\_\_  
(Identification of valid documented authority)
  - Administrative/Operational Use
- Date statement applied \_\_\_\_\_  
Other requests for this document shall be referred to \_\_\_\_\_  
(Insert Controlling DOD Office\*)

E - Distribution authorized to DOD components only (check reason below):

- Proprietary Information     Premature Dissemination     Critical Technology
  - Foreign Government Information     Software Documentation     Direct Military Support
  - Administrative/Operational Use     Contractor Performance Evaluation     Test and Evaluation
  - Cite "Specific Authority" \_\_\_\_\_  
(Identification of valid documented authority)
- Date statement applied \_\_\_\_\_  
Other requests for this document shall be referred to \_\_\_\_\_  
(Insert Controlling DOD Office\*)

F - Further dissemination only as directed by \_\_\_\_\_  
(Insert Controlling DOD Office\*)

Date statement applied \_\_\_\_\_ or higher DOD authority \_\_\_\_\_

G - Distribution authorized to U.S. Government agencies and private individuals or enterprises eligible to obtain export-controlled technical data in accordance with regulations implementing 10 U.S.C. 140c.

Date statement applied \_\_\_\_\_  
Other requests for this document shall be referred to \_\_\_\_\_  
(Insert Controlling DOD Office\*)

\*For NRL publications, this is usually the Commanding Officer, Naval Research Laboratory, Washington, DC 20375-5320

7. OTHER LIMITATION

- Classification
- NOFORN
- DTIC exempt (explain) \_\_\_\_\_

Classification Review  
(initial/Date)

Substantive changes made in this document after approval by Classification Review and Public Release invalidate these reviews. Therefore, if any substantive changes are made by the author, Technical Information, or anyone else, the document must be returned for another Classification Review and Publication Release.

8. INSTRUCTIONS

Author completes and submits this form with the manuscript via line channels to the division head for review and approval according to the routing in Section 4.

1. NRL Reports.....Submit the diskette (if available), manuscript, typed double-spaced, complete with tables, illustrations, references, draft SF 298, and proposed distribution list.
2. NRL Memorandum Reports.....Submit a copy of the original, typed manuscript complete with tables, illustrations, references, draft SF 298, and proposed distribution list.
3. NRL Publications or other books, brochures, pamphlets,.....Handled on a per case basis by Site Technical Information Office. proceedings, or any other printed publications.

RELATIONSHIP BETWEEN BACKSCATTERING AND BEAM  
SCATTERING COEFFICIENTS DERIVED FROM NEW  
MEASUREMENTS OF LIGHT SCATTERING PHASE FUNCTIONS

*Vladimir I. Haltrin, Michael E. Lee,\* Eugeny B. Shybanov,\*  
Robert A. Arnone, Alan D. Weidemann, Victor I. Mankovsky,\*  
W. Scott Pegau,\*\* and Sherwin D. Ladner \*\*\**

*Naval Research Laboratory, Ocean Optics Section, Code 7333  
Stennis Space Center, MS 39529-5004, USA  
Phone: 228-688-4528, e-mail: <haltrin@nrlssc.navy.mil>*

*\* Marine Hydrophysical Institute of Ukrainian Academy of Sciences, Optics Department,  
2 Kapitanskaya Street, Sevastopol, Crimea, 99011, Ukraine  
e-mail: <lee@alpha.mhi.iuf.net>*

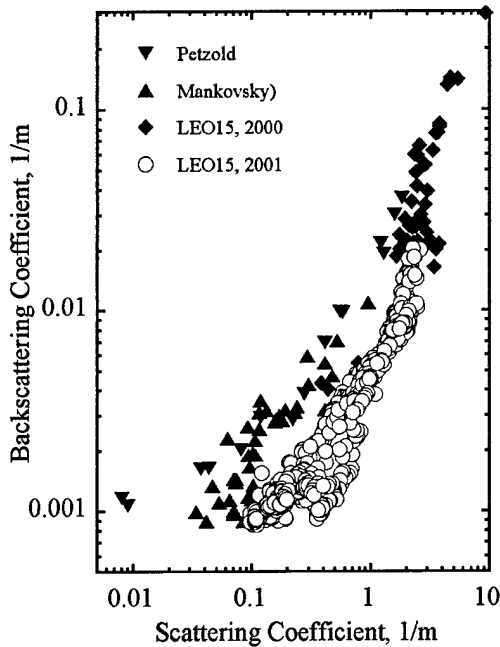
*\*\* Oregon State University, 104 Ocean Admin Bldg, Corvallis, OR 97331, USA  
e-mail: <spgau@coas.oregonstate.edu>*

*\*\*\* Planning Systems Inc., MSAAP Bldg. 9121, Stennis Space Center, MS 39529, USA  
email: <ladner@nrlssc.navy.mil>*

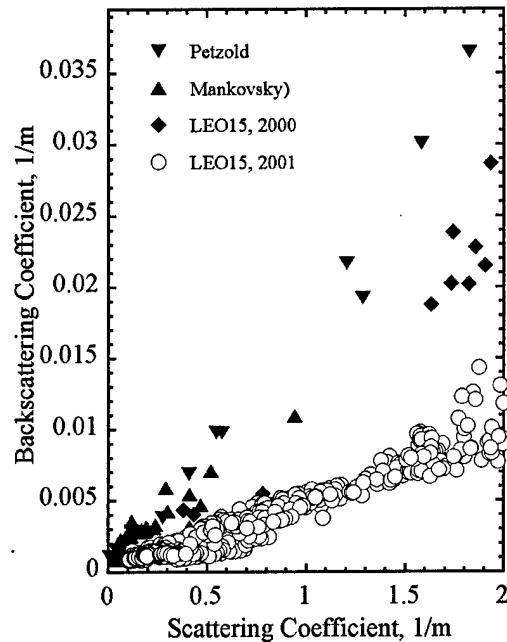
## INTRODUCTION

Processing of optical remote sensing information requires a knowledge of dependence between backscattering and beam scattering coefficients. Until recently this dependency was primarily derived from fifteen angular scattering coefficients measured more than 30 years ago by Petzold [1]. A few years ago a new probe to measure an angular scattering coefficient of natural waters was developed and built by the Marine Hydrophysical Institute in Sevastopol, Crimea [2]. Since 2000 his device was employed in several LEO-15 expeditions near the coast of New Jersey, and in May 2002 expedition in the northern Gulf of Mexico.

The results of these measurements show that coastal waters can be divided into two distinct types: one - similar to the waters of Petzold experiment near the California coast, and the other - biologically more pure type [3] that was experimentally detected during LEO-15 experiment in 2001. This presentation analyzes more than 875 angular scattering coefficients measured in different areas of World Ocean (873) and Lake Baykal (2). The main difference between Petzold-type coastal waters and biologically pure waters is characterized by the dependence between backscattering and beam scattering coefficients [3, 4]. The backscattering probability, or ratio of these coefficients, for the biologically pure coastal waters is about three times smaller than the backscattering probability for the Petzold-type waters. This result is very important for algorithms to process optical information measured from satellites and aircrafts and modeling light propagation in water.



**Fig. 1. Backscattering coefficient  $b_B$  as a function of scattering coefficient  $b$ .**

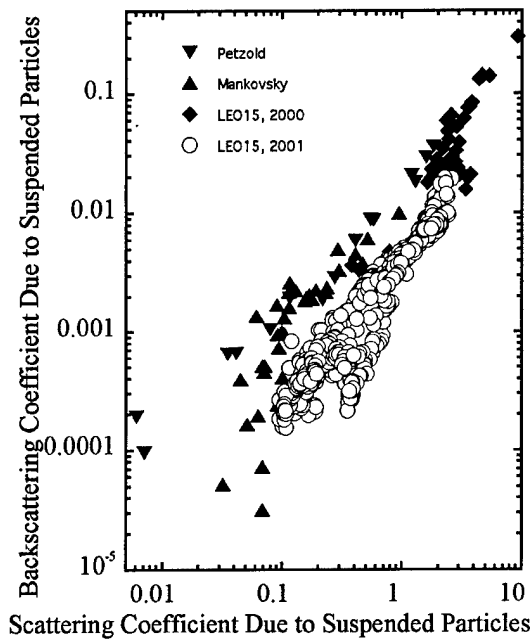


**Fig. 2. Lower left corner of Fig. 1 plotted in linear scales**

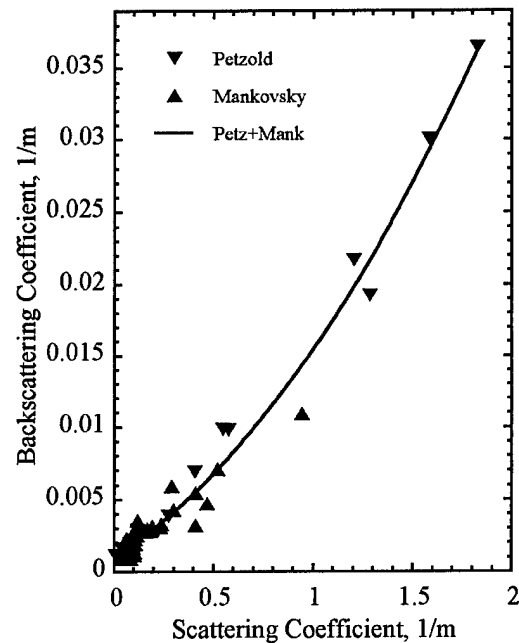
Here we discuss the relationships between backscattering  $b_B$  and scattering  $b$  coefficients of the following four sets of 875 phase functions: 1) Fifteen (15) Petzold phase functions [1] measured at 515 nm in California Bay; 2) Forty one (41) Mankovsky phase functions [5-7] measured at 520 nm in Atlantic, Indian, and Southern oceans, Mediterranean and Black seas, and Lake Baykal in Siberia. 3) Sixty (60) high resolution phase functions measured at 555 nm near the shores of New Jersey during the LEO-15 experiment in 2000; and, 4) Seven hundred and fifty nine (759) high resolution phase functions measured at 555 nm near the shores of New Jersey during the LEO-15 experiment in 2001 [8]. The tables of the phase functions with the corresponding values of  $b_B$ ,  $b$ , and beam attenuation coefficient  $c$  for the first two sets of data are published in Refs. [1] and [5, 6] respectively. The table for  $b$  and  $b_B$  measured during the LEO-15 experiment in 2000 is given in the Appendix to this paper.

#### RELATIONSHIP BETWEEN BACKSCATTERING AND SCATTERING COEFFICIENTS

Figures 1 and 2 show relationship between  $b_B$  and  $b$  for all four sets of data in log-log and linear scales. The data displayed in Figures 1 and 2 from the backscattering point of view clearly represent two distinct optical water types. The first water type (we name it Petzold-type water, or P-type water) includes all Petzold measurements, most of the Mankovsky and a majority of LEO-15 2000 measurements. The second type of water is represented by the bulk of the LEO-15 2001 measurements, small part of the LEO-15 2000 measurements, and some of the Mankovsky data. This type ideally represents the



**Fig. 3. Backscattering coefficient due to suspended particles (SP) versus scattering coefficient due to SP.**



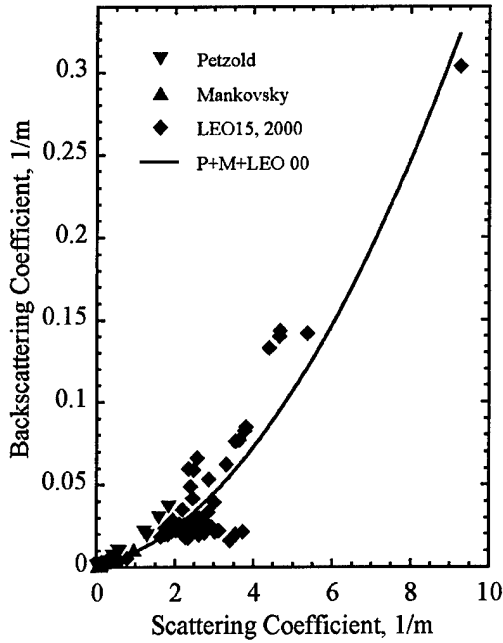
**Fig. 4. Backscattering coefficient  $b_B$  as a function of scattering coefficient  $b$  for Petzold and Mankovsky PHFs.**

optical model proposed in Ref. [3] with the modeling algorithm and code published in [4]. According to Ref. [3] we name it a Biologically Stable water type (BS-type water). The BS-type water is modeled as a mixture of terrigenous particles (with the sizes between 0.01 and 1.3  $\mu\text{m}$ ), and biogenic (phytoplankton) particles (with the sizes between 1.3 and 13  $\mu\text{m}$ ) [3, 9]. The model proposed in [3, 4] restores all inherent optical properties of the second, BS-type water, from the value of one property at certain wavelength.

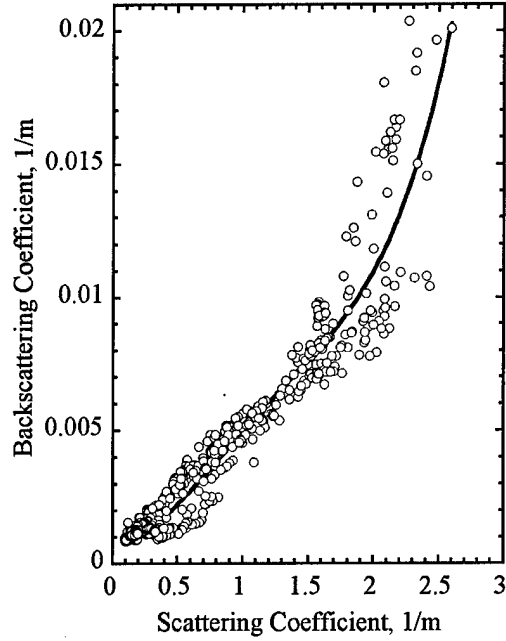
The P-type water differs from the BS-type water by the ratio of backscattering to scattering coefficients,  $B = b_B/b$ . The ratio  $B$  has a physical meaning of the probability of backscattering. The value of  $B$  for the P-type water is approximately three times larger than the value of  $B$  for the BS-type water. It means that the Petzold-type waters contain larger fraction of small particles than the Biologically Stable waters. It also means that it is possible to expand seawater optical model [3] to include P-type waters and waters intermediate between P- and BS-types.

Figure 3 shows the same values of  $b_B$  and  $b$  as displayed in Fig. 1. The difference consists only in a removal of pure water components of  $b_B$  and  $b$ . The comparison between Fig. 1 and Fig. 3 shows that the pure water correction will significantly influence only 4-5 measurements by Mankovsky. It means that the statistics of resulting equations will change negligently, but the complexity of equations will increase significantly. This explains why we omitted a pure water correction procedure in our derivation of the subsequent equations.

For the purposes of modeling optical remote sensing, visibility, and laser propagation in seawater it is convenient to have empirical relationships between  $b_B$  and  $b$ . Our exten-



**Fig. 5.** The same as Fig. 2 only with the addition of LEO-15 (2000) PHFs measured near New Jersey coast.



**Fig. 6.** Backscattering coefficient as a function of scattering coefficient for the LEO-15 (2001) PHFs.

sive set of data allows us to obtain the following three dependencies for several combination of measurements.

Figure 4 shows that both Petzold and Mankovsky measurements fall in the same category of P-type waters. The relationship obtained from 56 Petzold and Mankovsky phase functions can be expressed as follows:

$$b_B = 0.001095 + 0.0083274b + 0.0059797b^2, \quad r^2 = 0.97877, \quad 0.002 \text{ m}^{-1} \leq b \leq 2 \text{ m}^{-1}. \quad (1)$$

The LEO-15 measurements also give very good examples of P-type waters. Together with the Petzold and Mankovsky measurements they are shown in Fig. 5. The regression based on this figure that covers the range of  $b$ 's up to 10 1/m has the following form:

$$b_B = 0.0012002 + 0.005058b + 0.0032065b^2, \quad r^2 = 0.87362, \quad 0.002 \text{ m}^{-1} \leq b \leq 10 \text{ m}^{-1}. \quad (2)$$

The relationship between  $b_B$  and  $b$  for BS-type waters is shown in Fig. 6. The dependence is nonlinear and may be expressed as a polynomial of the 4-th order:

$$b_B = 0.0010313 - 0.0013315b + 0.010479b^2 - 0.0067754b^3 + 0.0015573b^4, \quad r^2 = 0.92057, \quad 0.002 \text{ m}^{-1} \leq b \leq 2.6 \text{ m}^{-1}. \quad (3)$$

We proposed here three new empirical regressional equations that express  $b_B$  through the values of  $b$ . Equations (1) and (2) are derived for the Petzold-type waters. For relatively clear P-type waters with  $b < 2$  1/m Eq. (1) is applicable. For more turbid ( $b \geq 2$  1/m) P-type waters Eq. (2) gives better results. For clear biologically stable waters Eq. (3) is valid and is supported by the optical model proposed in Ref. [3].

## CONCLUSION

A set of three new regression relationships that couples backscattering coefficient to scattering coefficient of marine (and lake) waters is proposed. This set of equations is valid in the range of variability of scattering coefficient between 0.002 and 10 1/m and is based on experimental measurements of 875 phase functions of scattering in such diverse areas as Atlantic, Pacific, Indian and Southern oceans, Mediterranean and Black seas, and lake Baykal. These regressions could be used for processing remotely measured optical information, and modeling visibility and laser propagation in natural waters.

## ACKNOWLEDGMENTS

The authors from the Naval Research Laboratory (NRL) thank continuing support through the Spectral Signatures (SS 735939-A1) and Volume Scattering Functions (VSF 73-6641-02-5) programs. This article represents NRL contribution PP/7330-02-0058.

**APPENDIX: *Table of scattering and backscattering coefficients measured during the LEO-15 experiment near a New Jersey Atlantic coast in 2000 (wavelength of light 555 nm).***

$b$ , 1/m	$b_B$ , 1/m	$b$ , 1/m	$b_B$ , 1/m	$b$ , 1/m	$b_B$ , 1/m
2.5580	0.066471	2.6099	0.019748	5.3669	0.14202
2.3391	0.059896	2.6465	0.021283	3.2965	0.062514
3.5328	0.076370	1.7336	0.020290	2.8587	0.053302
3.7970	0.085095	2.2687	0.021759	3.6220	0.077075
2.4405	0.041769	2.2867	0.020602	4.6682	0.14352
2.1881	0.035081	2.4601	0.022276	4.6497	0.14002
2.3882	0.049005	3.0087	0.021673	4.3863	0.13299
2.4580	0.059011	3.1137	0.022520	9.2629	0.30343
2.8347	0.033679	3.0848	0.022428	2.3216	0.017959
2.3648	0.026237	3.0168	0.021980	2.2576	0.018442
2.1734	0.020614	2.9318	0.024618	1.6314	0.018788
2.2631	0.020900	2.6125	0.030094	2.5851	0.028714
2.2297	0.026031	2.4951	0.028691	2.2565	0.020200
2.7781	0.027610	2.1016	0.026573	2.9872	0.039515
1.7422	0.023861	3.5378	0.020215	2.6492	0.026690
1.8224	0.020247	3.3968	0.016528	2.7387	0.020780
1.9048	0.021528	3.7196	0.021640	0.78230	0.0054816
1.8562	0.022812	2.4638	0.026969	0.37960	0.0043522
2.0120	0.022339	1.9339	0.028685	0.43410	0.0040586
2.2978	0.019499	3.7723	0.082937	0.58070	0.0039305

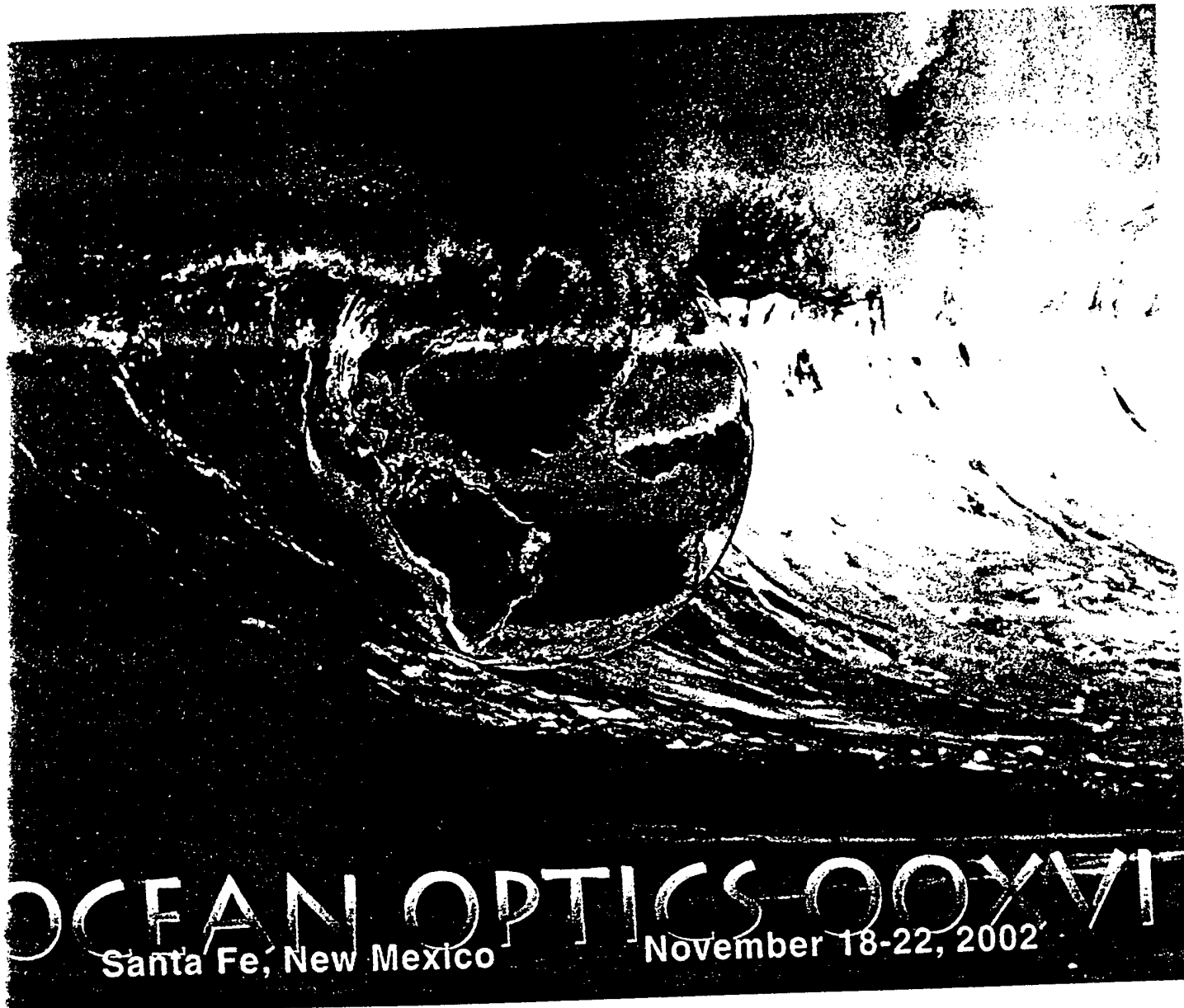


## REFERENCES

1. T. J. Petzold, *Volume Scattering Functions for Selected Ocean Waters*, SIO Ref. 72-78, Scripps Institute of Oceanography, Visibility Laboratory, San Diego, CA, USA, pp. 79 (1972).
2. V. I. Haltrin, M. E. Lee, and O. V. Martynov, "Polar Nephelometer for Sea Truth Measurements", in *Proceedings of the Second International Airborne Remote Sensing Conference and Exhibition*, Vol. II, San Francisco, CA, Publ. by ERIM, ISSN 1076-7924, pp. 444-450, 1996.†
3. V. I. Haltrin, "Chlorophyll-based model of seawater optical properties," *Appl. Optics*, **38**, 6826-6832 (1999).†
4. V. I. Haltrin, "An algorithm to restore spectral signatures of all inherent optical properties of seawater using a value of one property at one wavelength," in *Proceedings of the Fourth International Airborne Remote Sensing Conference and Exhibition*, I, ERIM International, Ann Arbor, MI, USA, I-680-687 (1999).†
5. V. I. Mankovsky, and V. I. Haltrin, "Phase Functions of Light Scattering Measured in Waters of World Ocean and Lake Baykal," - *2002 IEEE International Geoscience and Remote Sensing Symposium and the 24th Canadian Symposium on Remote Sensing Proceedings on CD ROM*, June 24-28, 2002, Toronto, Canada, Library of Congress Number: 2002 105858, Paper # I2E09\_1759.†
6. V. I. Mankovsky, and V. I. Haltrin, "Light scattering phase functions measured in waters of Mediterranean Sea,"— Presented to the *OCEANS 2002 MTS-IEEE Conference*, Biloxi, Mississippi, USA, October 29-31, 2002.†
7. V. I. Haltrin, "Theoretical and empirical phase-functions for Monte-Carlo calculations of light scattering in sea water." in: *Proceedings of the Fourth International Conference Remote Sensing for Marine and Coastal Environments: Technology and Applications*, I, Publication by Environmental Research Institute of Michigan, Ann Arbor, Michigan, 509-518 (1997).[Errata: In Eq.(45)  $e$  should be replaced by  $10$  ].†
9. Our recent spectral measurements in the Gulf of Mexico in 2002 show that the spectral dependence of phase functions is very weak and we can use measurements at 515, 520, and 555 nm together with the resulting error in the range less than 5%.
8. O. V. Kopelevich, "Small-parametric model of the optical properties of seawater," in *Ocean Optics, I: Physical Ocean Optics*, A. S. Monin, ed., Nauka, Moscow, 1983, pp. 208–234 (in Russian).

---

† These papers are available online in a PDF format at  
<<http://calcium.nrlssc.navy.mil/~haltrin/>>.



OCEAN OPTICS OOVAT  
Santa Fe, New Mexico November 18-22, 2002

## *Program and Abstracts*

COVERING A DIVERSITY OF TOPICS PERTAINING TO:

- Radiative Transfer Theory
- In Situ and Remote Sensor and Measurement System Design
  - Applications of Quantitative Remote Sensing
- Interdisciplinary Processes Pertaining to the Ocean Surface, Volume, and Floor
  - Marine Environment Management Strategies

*Sponsored by:*

*Office of Naval Research*