



# **A Novel *N*-Halamine Monomer for Preparing Biocidal Polyurethane Coatings**

**S.D. Worley, F. Li, R. Wu**

Department of Chemistry, Auburn University  
Auburn, Alabama 36849

**J. Kim, C.-I. Wei**

Department of Nutrition and Food Science, Auburn University  
Auburn, Alabama 36849

**J.F. Williams**

<sup>2</sup>Vanson-Halosource, Redmond, Washington 98052

**J.R. Owens, J.D. Wander**

Air Force Research Laboratory, Force Protection Branch  
Tyndall AFB, Florida 32403

**A M Bargmeyer, and M E Shirtliff**

Center for Biofilm Engineering, Montana State University  
Bozeman, Montana 59718

Approved for Public Release. Distribution Unlimited.

## NOTICES

USING GOVERNMENT DRAWINGS, SPECIFICATIONS, OR OTHER DATA INCLUDED IN THIS DOCUMENT FOR ANY PURPOSE OTHER THAN GOVERNMENT PROCUREMENT DOES NOT IN ANY WAY OBLIGATE THE US GOVERNMENT. THE FACT THAT THE GOVERNMENT FORMULATED OR SUPPLIED THE DRAWINGS, SPECIFICATIONS, OR OTHER DATA DOES NOT LICENSE THE HOLDER OR ANY OTHER PERSON OR CORPORATION; OR CONVEY ANY RIGHTS OR PERMISSION TO MANUFACTURE, USE, OR SELL ANY PATENTED INVENTION THAT MAY RELATE TO THEM.

THIS REPORT IS RELEASABLE TO THE NATIONAL TECHNICAL INFORMATION SERVICE  
5285 PORT ROYAL RD.

SPRINGFIELD VA 22161


TELEPHONE 703 487 4650; 703 4874639 (TDD for the hearing-impaired)

E-MAIL [orders@ntis.fedworld.gov](mailto:orders@ntis.fedworld.gov)


WWW <http://www.ntis.gov/index.html>

AT NTIS, IT WILL BE AVAILABLE TO THE GENERAL PUBLIC, INCLUDING FOREIGN NATIONS.


THIS TECHNICAL PAPER HAS BEEN REVIEWED AND IS APPROVED FOR PUBLICATION. THE CONTENTS HAVE BEEN SUBMITTED FOR PUBLICATION IN *Surface Coatings International, Part B; Surface Coatings*.



**JEFFERY R. OWENS, 1Lt, USAF**  
Program Manager



**TIMOTHY J. SHELLEY, PhD**  
Acting Chief,  
Weapons Systems Logistics Branch



**DONALD R. HUCKLE, JR, Colonel, USAF**  
Chief, Air Expeditionary Forces Technologies Division

**Do not return copies of this report unless a contractual obligation or notice on a specific document requires its return.**

**REPORT DOCUMENTATION PAGE***Form Approved  
OMB No. 0704-0188*

Public reporting burden for this collection of information is estimated to average 1 hour per response, including the time for reviewing instructions, searching existing data sources, gathering and maintaining the data needed, and completing and reviewing the collection of information. Send comments regarding this burden estimate or any other aspect of this collection of information, including suggestions for reducing this burden, to Washington Headquarters Services, Directorate for Information Operations and Reports, 1215 Jefferson Davis Highway, Suite 1204, Arlington, VA 22202-4302, and to the Office of Management and Budget, Paperwork Reduction Project (0704-0188), Washington, DC 20503.

1. AGENCY USE ONLY (Leave blank)		2. REPORT DATE 31 March 2002	3. REPORT TYPE AND DATES COVERED final tech paper / 001109-020331	
4. TITLE AND SUBTITLE <b>A novel N-halamine monomer for preparing biocidal polyurethane coatings</b>			5. FUNDING NUMBERS Contract No: F08637-01-C-6004 JON: [1900F11A] 4397F11A  PE: 62202F	
6. AUTHORS S D Worley, F Li, R Wu, J Kim, C-I Wei, J F Williams, J R Owens, J D Wander, A M Bargmeyer, and M E Shirliff				
7. PERFORMING ORGANIZATION NAME(S) AND ADDRESS(ES) Department of Chemistry Auburn University Auburn, Alabama 36849			8. PERFORMING ORGANIZATION REPORT NUMBER	
9. SPONSORING/MONITORING AGENCY NAME(S) AND ADDRESS(ES) AFRL/MLQL 139 Barnes Drive, Suite 2 Tyndall AFB, FL 32403-5323			10. SPONSORING/MONITORING AGENCY REPORT NUMBER AFRL-ML-TY-TP-2002-4629	
11. SUPPLEMENTARY NOTES Technical monitor: 1Lt Jeffery R. Owens, AFRL/MLQF, 850-283-3613 [DSN 523-3613] Submitted to <i>Surface Coatings International, Part B; Surface Coatings.</i>				
12a. DISTRIBUTION/AVAILABILITY STATEMENT Distribution unlimited.			12b. DISTRIBUTION CODE A	
13. ABSTRACT (Maximum 200 words) A novel N-halamine monomer has been prepared which can be copolymerized with a commercial waterborne acrylic polyol and a commercial isocyanate to produce a polyurethane coating which can be applied to a broad variety of surfaces. After curing, the coating can be chlorinated with a source of free chlorine, such as bleach, to render it biocidal. Once the coating loses its chlorine loading, and hence its biocidal activity, regeneration is possible by further exposure to free chlorine. In one experimental observation a coating on a wall has retained its biocidal activity for more than six months. The biocidal coating should have many applications, including in medical facilities, in food preparation areas, in prevention of biofouling in aqueous and humid environments, etc.				
14. SUBJECT TERMS disinfection, sterilization, chloramine, halamines, biofouling, polyurethane			15. NUMBER OF PAGES 11	
			16. PRICE CODE	
17. SECURITY CLASSIFICATION OF REPORT UNCLASSIFIED	18. SECURITY CLASSIFICATION OF THIS PAGE UNCLASSIFIED	19. SECURITY CLASSIFICATION OF ABSTRACT UNCLASSIFIED	20. LIMITATION OF ABSTRACT UL	

NSN 7540-01-280-5500

Computer Generated

STANDARD FORM 298 (Rev 2-89)  
Prescribed by ANSI Std Z39-18  
298-102

# **A novel *N*-halamine monomer for preparing biocidal polyurethane coatings\***

S D Worley,<sup>1</sup> F Li,<sup>1,2</sup> R Wu,<sup>1</sup> J Kim,<sup>3</sup> C-I Wei,<sup>3</sup> J F Williams,<sup>2</sup> J R Owens,<sup>4</sup>  
J D Wander,<sup>4</sup> A M Bargmeyer,<sup>5</sup> and M E Shirtliff<sup>5</sup>

<sup>1</sup>Department of Chemistry, Auburn University, Auburn, Alabama 36849

<sup>2</sup>Vanson-Halosource, Redmond, Washington 98052

<sup>3</sup>Department of Nutrition and Food Science, Auburn University, Auburn, Alabama 36849

<sup>4</sup>AFRL/MLQF, Tyndall AFB, Florida 32403

<sup>5</sup>Center for Biofilm Engineering, Montana State University, Bozeman, Montana 59718

## **Summaries**

### **A novel *N*-halamine monomer for preparing biocidal polyurethane coatings**

A novel *N*-halamine monomer has been prepared which can be copolymerized with a commercial waterborne acrylic polyol and a commercial isocyanate to produce a polyurethane coating which can be applied to a broad variety of surfaces. After curing, the coating can be chlorinated with a source of free chlorine, such as bleach, to render it biocidal. Once the coating loses its chlorine loading, and hence its biocidal activity, regeneration is possible by further exposure to free chlorine. In one experimental observation a coating on a wall has retained its biocidal activity for more than six months. The biocidal coating should have many applications, including in medical facilities, in food preparation areas, in prevention of biofouling in aqueous and humid environments, etc.

Key Words: Biocides, Biofilm Prevention, *N*-Halamines, Paint, Polyurethanes

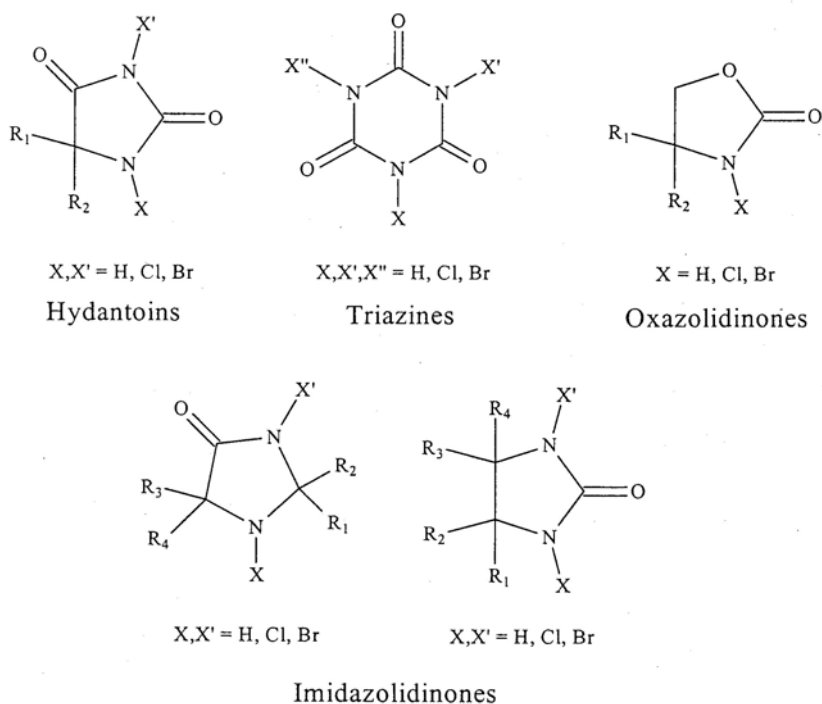
\*This work was presented in part at the Hygienic Coatings Conference in Brussels, Belgium, in July 2002. For correspondence contact:

S D Worley, Department of Chemistry, Auburn University 36849

E-mail: worlesd@auburn.edu Tel: 334-844-6980 FAX: 334-844-6959

## INTRODUCTION

Work at Auburn University since 1980 has focused on the development of novel biocidal *N*-halamine derivatives.<sup>1</sup> Water-soluble, cyclic *N*-halamine derivatives such as 1,3-dihalo-5,5-dimethylhydantoin and halogenated isocyanurates (e.g., Trichlor and Dichlor) have been employed as biocides for industrial and recreational water uses for many years, but the water-soluble *N*-halamine compounds produced at Auburn University (oxazolidinones and imidazolidinones) are unique because of their long-term stabilities in aqueous solution and in dry storage (see structures in Figure 1). This exceptional stability is a result of their chemical structures; all have electron-donating alkyl groups substituted on the heterocyclic rings adjacent to the oxidative NCI or NBr moieties, which prohibit significant release of "free halogen" into aqueous solution. The combined *N*-halamines thus serve as contact biocides.



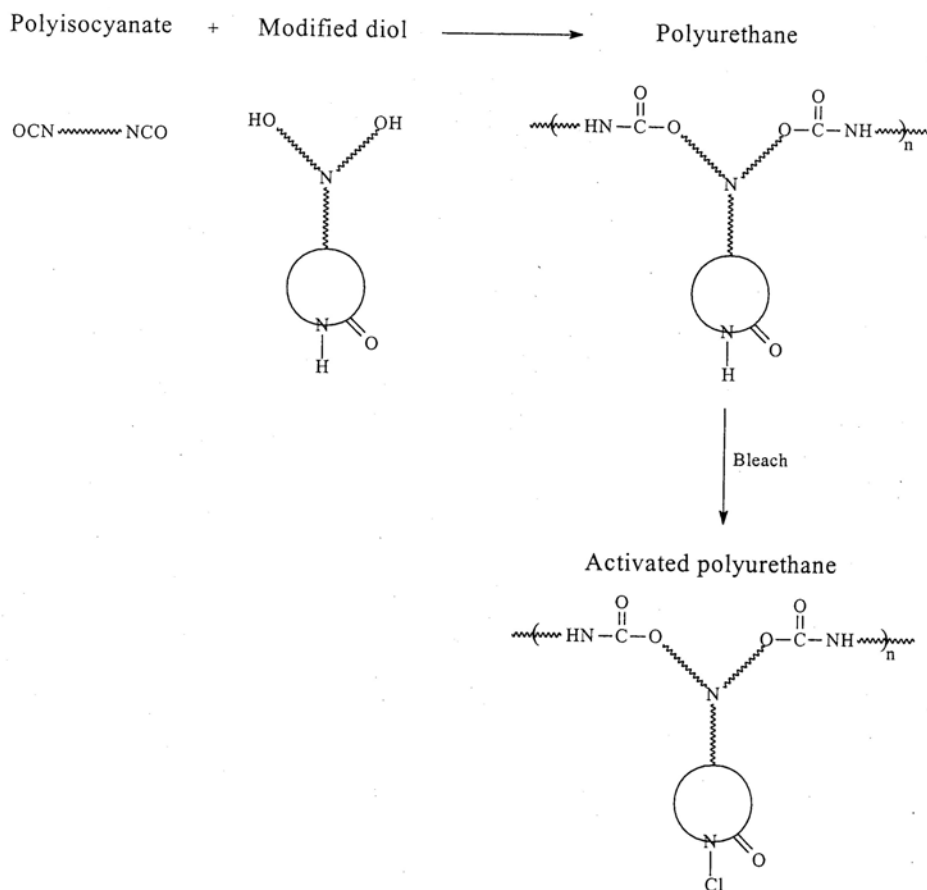
**Figure 1: Water-soluble heterocyclic monomers used in modification of polymers to render them biocidal**

Although combined *N*-halamine monomers generally require longer contact times at a given halogen concentration than does "free halogen" to inactivate pathogens, it has been demonstrated in these laboratories that it is possible to concentrate *N*-halamine moieties on insoluble polymers, thus producing a substantial reservoir of combined halogen for enhanced disinfection purposes. Furthermore, the functionalized *N*-halamine polymers are superior in overall performance (taking into account biocidal efficacy, stability at varying pHs and in the presence of organic receptors, rechargeability, lack of toxicity, and generally cost) to other biocidal polymers which have been developed and marketed over the years, such as halogenated poly(styrene-divinylbenzene)sulfonamides,<sup>2</sup> polymeric phosphonium materials,<sup>3</sup> and polymeric quaternary ammonium compounds.<sup>4</sup>

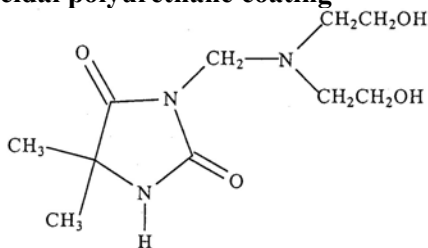
Several commercial polymers have been functionalized with *N*-halamine moieties, rendering

them biocidal upon surface contact with pathogens. These include cellulose,<sup>5,6</sup> nylon,<sup>6,7</sup> PET,<sup>6,8</sup> Kraton rubber,<sup>9</sup> various surface coatings,<sup>10</sup> and the *N*-halogenated poly(styrene) hydantoins.<sup>11-15</sup> The latter polymers are granular solids which are insoluble in water and which were packed into glass columns which functioned as a cartridge filters. It was observed that the filters inactivated numerous species of bacteria, fungi, and even rotavirus in only seconds of contact time in flowing water.<sup>11-15</sup> Also, it was observed that the columns did not leach out decomposition products into the water,<sup>14</sup> and that the free chlorine and bromine concentrations leached into the flowing water were less than 0.1 mg/L and less than 2.0 mg/L, respectively. Furthermore, once the halogen supply was exhausted through various loss processes, it could be replenished on the polymers by simply exposing them to flowing aqueous free halogen (*e.g.*, sodium hypochlorite bleach for the chlorinated derivative). It appears that the chlorinated polymer will be useful for potable water disinfection applications throughout the world, and that the brominated polymer will work well in disinfecting recreational water sources. Recently the products have been produced in the form of porous beads to enhance flow properties.

This work represents an extension of technology developed at Auburn University to the preparation of biocidal polyurethane coatings through functionalization of a reactive diol with a hydantoin moiety, which can then be copolymerized with commercial polyols and isocyanates to form the polyurethane. An application of free halogen (*e.g.*, with household bleach) will then render the coating biocidal. The concept is illustrated in Figure 2, and the structure of the actual diol which has been developed in this work is shown in Figure 3.



**Figure 2: The concept of a biocidal polyurethane coating**



**Figure 3: Diol monomer developed for polyurethane coatings**

## EXPERIMENTAL PROCEDURE

### Preparation of Diol Monomer

The unhalogenated diol monomer was prepared by reaction of 132.1 g (1.0 mol) of 5,5-dimethylhydantoin, 106.2 g (1.0 mol) of diethanolamine, and 81.16 g (1.0 mol) of 37% formaldehyde solution in 400 mL of methanol at ambient temperature for 2 h. Alternatively, it could be prepared by reaction of 3-hydroxymethyl-5,5-dimethylhydantoin with diethanolamine in methanol at 75°C. The water byproduct and methanol solvent were removed for characterization purposes by vacuum evaporation. The viscous residue produced was then dissolved in ethyl acetate, and anhydrous sodium sulfate was added for further drying purposes. Following removal of the sodium sulfate by filtration, the solution was refrigerated. After 12 hours, a white solid product precipitated from the ethyl acetate solution. The product, which was removed by filtration from the cold solution, exhibited a melting point of 74–76°C and was produced in 61–84 % yield; it was identified as 5,5-dimethyl-3-(*N,N*-di-β-hydroxyethylaminomethyl)hydantoin (see structure in Figure 3). <sup>1</sup>H NMR (DMSO-*d*<sub>6</sub>) δ 1.28 (6H), 2.65 (4H), 3.40 (4H), 4.31 (2H), 4.39 (2H), 8.28 (1 H); <sup>13</sup>C NMR (DMSO-*d*<sub>6</sub>) δ 24.8, 54.5, 57.6, 57.8, 59.2, 156.2, 178.7; IR (KBr) 1295, 1346, 1439, 1710, 1764, 2814, 2974, 3227, 3474 cm<sup>-1</sup>.

### Preparation and Testing of Polyurethane Coatings

To 10.0 g of commercial waterborne acrylic polyol formulation was added 0.7 g of the unhalogenated diol monomer, prepared as described above, with stirring until dissolution was complete. Then 2.45 g of commercial isocyanate formulation was thoroughly mixed in, followed by the addition and mixing of 2.10 g of distilled, deionized water. The resulting formulation was immediately spread onto the surfaces of several plastic Petri dishes, which were dried in air at ambient temperature. The coatings were dry to the touch within 4–5 h, but were allowed to cure overnight at ambient temperature before further treatment. The coatings were then chlorinated by exposure to commercial bleach (5.25 % sodium hypochlorite) at several concentrations for 3–12 h. After rinsing thoroughly with chlorine-demand-free water, the coatings were dried in air for 6 h and then analyzed for bound oxidative chlorine using an iodometric thiosulfate titration procedure. Other coatings prepared in the same manner at the same time (cut to squares of 6.45 cm<sup>2</sup> area) were challenged with *Staphylococcus aureus* bacteria for contact times of 2 h. This was done by placing 25 μL of bacterial suspension between two coated squares. Following quenching of disinfectant action with 0.02 N sodium thiosulfate in a vortexed solution in a beaker, serial dilutions of the vortexed solution were plated onto trypticase soy agar, incubated for 48 h at 37°C, and colony counts were made. Unchlorinated coatings served as controls. The analytical and microbiological evaluations were performed as a function of chlorination concentration and of time following chlorination.

In another experiment, strips of unhalogenated coatings were deposited on the stall doors of a restroom at Tyndall AFB; half of the strips were chlorinated with diluted bleach (20%) with the damp strip being thoroughly rinsed with water after 5 min; the other half were not chlorinated to serve as controls. After 3 months, sterile cotton swabs were used to challenge the strips with 9- $\mu$ L aliquots of between  $10^6$  and  $10^7$  CFU/mL of *Pseudomonas pseudoalcaligenes* JS45, and then again after 6 months without rechlorination. After contact times of 5 min, sterile cotton swabs moistened with sterile buffer were used to recover bacteria from the test sections. The recovered bacteria were inoculated onto trypticase soy agar plates, which were incubated at 30°C for 38 h before colony enumeration.

Finally, polycarbonate strips were coated with the polyurethane and placed in a biofilm reactor at the Center for Biofilm Engineering at Montana State University; uncoated strips served as controls. Water containing nutrients which support biofilm growth was flowed through the reactor at a shear stress simulating a flow of 1 ft/s in a 4-in pipe. After 5 weeks substantial biofilm development had occurred on all strips. At that time the water was doped with 1.0–1.2 mg/L of free chlorine, and the flow was continued for 5 more weeks with the behavior of the biofilms on the strips caused by planktonic bacteria continuously monitored microbiologically.

## RESULTS AND DISCUSSION

The data for *S. aureus* inactivation are presented in tables 1 and 2. Table 1 shows that a complete inactivation of the bacteria (>4.5 logs) in 2 h contact time was obtained after 5 and 10 % bleach solutions were used for chlorination for 3 h, and a 3.0-log inactivation occurred following exposure of the coating to 1 % bleach solution for 3 h. This is consistent with the trend of Cl atoms/cm<sup>2</sup> determined analytically for the three types of samples.

**Table 1. Biocidal Efficacy as a Function of Chlorination Concentration**

Bleach Concentration in Water (%)	Cl Atoms/cm <sup>2</sup> Surface	Log Reduction <i>S. aureus</i>
10	1.34 x 10 <sup>17</sup>	>4.5 (no growth)
5	9.13 x 10 <sup>16</sup>	>4.5 (no growth)
1	3.69 x 10 <sup>16</sup>	3.0

<sup>a</sup>Household bleach containing about 5.25% sodium hypochlorite.

**Table 2. Coating Chlorine Loadings and Biocidal Efficacies as a Function of Time Following Chlorination with 100 % Bleach for 12 Hours**

Time after Chlorination in Days	Cl Atoms/cm <sup>2</sup> Surface	Log Reduction <i>S. aureus</i>
0.25	3.53 x 10 <sup>17</sup>	>4.7 (no growth)
4.0	6.78 x 10 <sup>16</sup>	>4.7 (no growth)
14.0	2.33 x 10 <sup>16</sup>	>4.7 (no growth)



Table 2 shows that the coatings retained their biocidal efficacies for at least 14 d (longer times were not tested in this particular experiment). It has also been demonstrated that biocidal efficacy can be regenerated once lost by reexposure to free chlorine solutions.

The results of the restroom stall experiment performed at Tyndall AFB were very gratifying. No viable bacteria were recovered from the polyurethane strips which had been chlorinated originally even after 6 months without recharging. Viable bacteria were recovered from the control strips which had not been chlorinated.

Also gratifying were the results of the biofilm reactor study at Montana State University. When the small amounts of free chlorine (1.0–1.2 mg/L) were present in the flowing water, the strips containing the polyurethane coating yielded 1–2 logs fewer biofilm microorganisms than did the polycarbonate strips not containing a polyurethane coating. Figure 4 contains photographs showing the polycarbonate strips with and without the polyurethane coating.



**Figure 4: Polycarbonate annular reactor coupons used in the biofilm prevention study; the coupons contain the biocidal polyurethane coating (top) and no coating (bottom).**

## CONCLUSIONS

A novel hydantoinyl diol monomer has been prepared in a simple, inexpensive process. The monomer has been copolymerized with a commercial waterborne acrylic polyol and a commercial isocyanate to produce a polyurethane coating. The cured coating can be chlorinated with a source of free chlorine, such as household bleach, to render it biocidal. The coating loses its chlorine loading gradually, but it can be regenerated by further exposure to free chlorine. The biocidal coating should have many applications, including in medical facilities, in food preparation areas, in prevention of biofouling, etc.

## ACKNOWLEDGMENTS

The authors acknowledge the financial support of the U. S. Air Force, AFRL/MLQF, Tyndall AFB, through contract number F08637-01-C-6004, Vanson-Halosource Corporation, and Tnemec Corporation for this work. They also acknowledge experimental support and discussions with S. Nishino of Tyndall AFB and H. Lomasney and R. Briand of Tnemec Corporation (H. Lomasney is now with Isotron Corporation).

## REFERENCES

1. For example, see review articles: Worley, S. D.; Williams, D. E., *Halamine Water Disinfectants*, Crit. Rev. Environ. Contrl., **18**, 133, 1988; Worley, S. D.; Sun, G., *Biocidal Polymers*, Trends Polym. Sci., **4**, 364, 1996.
2. For example, see: Emerson, D. W.; Shea, D. T.; Sorensen, E. M., *Functionally Modified Polystyrene-Divinylbenzene. Preparation, Characterization, and Biocidal Action.*, Ind. Eng. Chem. Prod. Res. Dev., **17**, 269, 1978; Emerson, D. W., *Polymer-bound Active Chlorine: Disinfection of Water in a Flow System. Polymer Supported Reagents . 5.*, Ind. Eng. Chem. Res., **29**, 448, 1990; Emerson, D. W., *Slow Release of Active Chlorine and Bromine from Styrene-Divinylbenzene Copolymers Bearing N,N-Dichlorosulfonamide, N-Chloro-N-alkylsulfonamide, and N-Bromo-N-alkylsulfonamide Functional Groups. Polymer Supported Reagents. 6.*, Ind. Eng. Chem. Res., **30**, 2426, 1991; Bogoczek, R.; Balawejder, E. K., *N-Monohalogeno- and N,N-Dihalogeno-poly(styrene-co-divinylbenzene)sulfonamides (P-SO<sub>2</sub>NXNa, P-SO<sub>2</sub>NX<sub>2</sub>)*, Polym. Commun., **27**, 286, 1986; Bogoczek, R.; Balawejder, E. K., *Studies on a Macromolecular Dichloramine—the N,N-Dichloro-poly(styrene-co-divinylbenzene)sulfonamide*, Angew. Makromolec. Chem., **169**, 119, 1989.
3. For example, see: Kanazawa, A.; Ikeda, T.; Endo, T., *Polymeric Phosphonium Salts as a Novel Class of Cationic Biocides. III. Immobilization of Phosphonium Salts by Surface Photografting and Antibacterial Activity of the Surface-treated Polymer Films*, J. Polym. Sci.: Part A: Polym. Chem., **31**, 1467, 1993, and references cited therein.
4. For example, see: Lambert, J. L.; Fina, G. T.; Fina, L. R., *Preparation and Properties of Triiodide-, Pentaiodide-, and Heptaoidide- Quaternary Ammonium Strong Base Anion-exchange Resin Disinfectants*, Ind. Eng. Chem. Prod. Res. Dev., **19**, 256, 1980; Hazziza-Laskar, J.; Nurdin, N.; Helary, G.; Sauvet, G., *Biocidal Polymers Active by Contact. I. Synthesis of Polybutadiene with Pendant Quaternary Ammonium Groups*, J. Appl. Polym. Sci., **50**, 651, 1993.

5. Sun, G.; Xu, X., *Durable and Regenerable Antibacterial Finishing of Fabrics: Fabric Properties*, *Tex. Chem. Col.*, **31**, 21, 1999.
6. Sun, V.; Chen, T. V.; Worley, S. D.; Sun, G., *Novel Refreshable N-Halamine Polymeric Biocides Containing Imidazolidin-4-one Derivatives*, *J. Polym. Sci.: Part A: Polym. Chem.*, **39**, 3073, 2001.
7. Lin, J.; Winkelmann, C.; Worley, S. D.; Broughton, R. M.; Williams, J. F., *Antimicrobial Treatment of Nylon*, *J. Appl. Polym. Sci.*, **81**, 943, 2001.
8. Lin, J.; Winkelmann, C.; Worley, S. D.; Kim, J.; Wei, C. I.; Cho, U.; Broughton, R. M.; Santiago, J. I.; Williams, J. F., *Biocidal Polyester*, *J. Appl. Polym. Sci.*, **85**, 177, 2002.
9. Elrod, D. B.; Figlar, J. G.; Worley, S. D.; Broughton, R. M.; Bickert, J. R.; Santiago, J. I.; Williams, J. F., *A Novel Biocidal Elastomer*, *Rub. Chem. Tech.*, **74**, 331, 2001.
10. Eknoian, M. W.; Worley, S. D.; Bickert, J.; Williams, J. F., *Novel Antimicrobial N-Halamine Polymer Coatings Generated by Emulsion Polymerization*, *Polym.*, **40**, 1367, 1999.
11. Sun, G.; Wheatley, W. B.; Worley, S. D., *A New Cyclic N-Halamine Biocidal Polymer*, *Ind. Eng. Chem. Res.*, **33**, 168, 1994.
12. Sun, G.; Allen, L. C.; Luckie, E. P.; Wheatley, W. B.; Worley, S. D., *Disinfection of Water by N-Halamine Biocidal Polymers*, *Ind. Eng. Chem. Res.*, **34**, 4106, 1995.
13. Sun, G.; Chen, T. Y.; Wheatley, W. B.; Worley, S. D., *Preparation of Novel Biocidal N-Halamine Polymers*, *J. Bioact. Compat. Polym.*, **10**, 135, 1995.
14. Sun, G.; Chen, T. Y.; Habercam, M. S.; Wheatley, W. B.; Worley, S. D., *Performance of a New Polymeric Water Disinfectant*, *J. Amer. Water Res. Assoc.*, **32**, 793, 1996.
15. Panangala, V. S.; Liu, L.; Sun, G.; Worley, S. D.; Mitra, A., *Inactivation of Rotavirus by New Polymeric Water Disinfectants*, *J. Virol. Meth.*, **66**, 263, 1997.