

**AFRL-ML-TY-TP-2002-4520**



## **Microwave Treatment of Oxidizer Vapor**

Chang Yul Cha  
CHA Corp.  
Laramie, WY 82072

Timothy Provens, Gary Wright  
Air Force Research Laboratory [AFRL/MLQL]  
Wright-Patterson AFB, OH 45433-7718

Joseph D. Wander  
Air Force Research Laboratory [AFRL/MLQF]  
139 Barnes Drive, Suite 2  
Tyndall AFB, FL 32403-5323

Approved for Public Release; Distribution Unlimited


**AIR FORCE RESEARCH LABORATORY  
MATERIALS & MANUFACTURING DIRECTORATE  
AIR EXPEDITIONARY FORCES TECHNOLOGIES DIVISION  
139 BARNES DRIVE, STE 2  
TYNDALL AFB FL 32403-5323**

**20030312 130**


## NOTICES

Using government drawings, specifications, or other data included in this document for any purpose other than government procurement does not in any way obligate the us government. The fact that the government formulated or supplied the drawings, specifications, or other data does not license the holder or any other person or corporation, or convey any rights or permission to manufacture, use, or sell any patented invention that may relate to them.

This technical paper has been reviewed and is approved for publication. It was presented at the Air & Waste Management Association's 95<sup>th</sup> Annual Conference & Exhibition, Baltimore, Md., 25 June 2002. The proceedings of this meeting are available as a CD from the Air & Waste Management Association, [www.awma.org](http://www.awma.org).



**JOSEPH D. WANDER, Ph.D**  
Program Manager



**LYNN L. BORLAND, Maj, USAF, BSC**  
Chief, Weapons Systems Logistics Branch



**DONALD R. HUCKLE, JR., Colonel, USAF**  
Chief, Air Expeditionary Forces Technologies Division

**REPORT DOCUMENTATION PAGE**Form Approved  
OMB No. 0704-0188

Public reporting burden for this collection of information is estimated to average 1 hour per response, including the time for reviewing instructions, searching existing data sources, gathering and maintaining the data needed, and completing and reviewing the collection of information. Send comments regarding this burden estimate or any other aspect of this collection of information, including suggestions for reducing this burden, to Washington Headquarters Services, Directorate for Information Operations and Reports, 1215 Jefferson Davis Highway, Suite 1204, Arlington, VA 22202-4302, and to the Office of Management and Budget, Paperwork Reduction Project (0704-0188), Washington, DC 20503.

1. AGENCY USE ONLY (Leave blank)		2. REPORT DATE 25 Jun 2002	3. REPORT TYPE AND DATES COVERED Proceedings May 2001–May 2002	
4. TITLE AND SUBTITLE Microwave Treatment of Oxidizer Vapor			5. FUNDING NUMBERS Contract No: GS09K99BHD0010  PE: 78054F	
5. AUTHORS Chang Yul Cha, Timothy Provens, Gary Wright, and Joe Wander				
6. PERFORMING ORGANIZATION NAME(S) AND ADDRESS(ES) Science Applications International Corporation 4031 Colonel Glenn Highway Dayton, Ohio 45432			7. PERFORMING ORGANIZATION REPORT NUMBER	
8. SPONSORING/MONITORING AGENCY NAME(S) AND ADDRESS(ES) AFRL/MLQL 139 Barnes Drive, Suite 2 Tyndall AFB, FL 32403-5323			9. SPONSORING/MONITORING AGENCY REPORT NUMBER AFRL-ML-TY-TP-2002-4520	
11. SUPPLEMENTARY NOTES Technical monitor: Dr Joe Wander, AFRL/MLQF, 850-283-6240 [DSN 523-6240]				
12a. DISTRIBUTION/AVAILABILITY STATEMENT  Public release authorized. Distribution unlimited.			12b. DISTRIBUTION CODE  A	
13. ABSTRACT (Maximum 200 words) During fueling of liquid rockets, transfer of the propellant, hydrazine (and its monomethyl and 1,1-dimethyl derivatives), and of the oxidizer, dinitrogen tetroxide (N <sub>2</sub> O <sub>4</sub> ) creates exhaust streams of nitrogen gas heavily contaminated with these constituents. Wet scrubbers provide ~60% removal of these contaminants, and combustion devices emit unacceptable amounts of NOx as byproducts of treatment. The Air Force Research Laboratory, Weapon Systems Logistics Branch (AFRL/MLQL) has developed a systematic assessment of needs for pollution prevention research within the space segment of Air Force activities. The MLQL team has identified development of a Toxic Propellant Vapor Treatment process to improve on current scrubber technology for treatment of this exhaust as one of two specific, high-priority needs of common concern to several locations. [Continued on p. ii]				
14. SUBJECT TERMS Titan liquid fuel rocket; hydrazine; nitrogen oxides; air pollution; NOx; dinitrogen tetroxide			15. NUMBER OF PAGES 14	
			16. PRICE CODE	
17. SECURITY CLASSIFICATION OF REPORT UNCLASSIFIED	18. SECURITY CLASSIFICATION OF THIS PAGE UNCLASSIFIED	19. SECURITY CLASSIFICATION OF ABSTRACT UNCLASSIFIED	20. LIMITATION OF ABSTRACT UL	

NSN 7540-01-280-5500

Computer Generated

STANDARD FORM 298 (Rev 2-89)  
Prescribed by ANSI Std Z39-18  
298-102

# Microwave Treatment of Oxidizer Vapor

## Paper #

**Chang Yul Cha**  
CHA Corporation  
Laramie, WY 82072

**Timothy Provens, Gary Wright**  
AFRL/MLQL  
Wright-Patterson AFB, OH 45433-7718

**Joe Wander**  
AFRL/MLQF  
Tyndall Air Force Base, FL 32403-5323

## ABSTRACT

During fueling of liquid rockets, transfer of the propellant, hydrazine (and its monomethyl and 1,2-dimethyl derivatives), and of the oxidizer, dinitrogen tetroxide ( $N_2O_4$ ) creates exhaust streams of nitrogen gas heavily contaminated with these constituents. Wet scrubbers provide ~60% removal of these contaminants, and combustion devices emit unacceptable amounts of  $NO_x$  as byproducts of treatment. The Air Force Research Laboratory, Weapon Systems Logistics Branch (AFRL/MLQL) has developed a systematic assessment of needs for pollution prevention research within the space segment of Air Force activities. The MLQL team has identified development of a Toxic Propellant Vapor Treatment process to improve on current scrubber technology for treatment of this exhaust as one of two specific, high-priority needs of common concern to several locations.

Toward that goal, CHA Corporation is conducting a staged development effort leading to a field demonstration of a full-scale microwave reactor system to decompose both  $N_2O_4$  vapors and hydrazine vapors in [separate] nitrogen gas streams. We expect to carry the development through to deployment as an operational technology.

During phase 1, we completed design optimization experiments and assembled a 5–10-scfm prototype reactor system. Efficient reduction of  $NO_x$  formed by dissociation of  $N_2O_4$  is realized by passage through a bed of carbon during microwave irradiation. To extend the lifetime of the carbon bed, which is consumed as a reductant in this process, we introduced a slight stoichiometric excess of alcohol upstream of the bed. This approach achieves consistent 99+% reduction of net  $NO_x$  species over a range of irradiation power levels and residence times.

Considerations in the design of a 50–100-scfm pilot-scale reactor will also be discussed.

## INTRODUCTION

The Air Force Research Laboratory, Materials and Manufacturing Directorate (AFRL/ML), has developed a systematic approach for identifying needs for pollution prevention research with the space segment of Air Force activities. This team has canvassed many USAF and NASA organizations, and determined that two specific needs are of common concern to several locations and hence have high priority. One of these is development of a Toxic Propellant Vapor Treatment process.

During fueling or defueling of liquid rockets, transfer of the propellant, hydrazine (and/or 1-methylhydrazine [MMH] or 1,2-dimethylhydrazine [UDMH]), and of the oxidizer, dinitrogen tetroxide ( $N_2O_4$ ), is driven by nitrogen gas pressure. Displacement of the contents of headspaces to accomplish transfer of the fuel or oxidizer creates exhaust streams of nitrogen gas heavily contaminated with these very toxic constituents, which are regulated as air pollutants.

Emission control by passage through wet caustic scrubbers may approach the predicted<sup>1,2</sup> limit of 66% removal of these contaminants, and prototype combustion devices that were tested as alternative control methods consumed large quantities of natural gas and achieved only fair net reduction of NOx. During a Small Business Innovation Research (SBIR) investigation sponsored by AFRL/MLQL, CHA Corporation (CHA) demonstrated<sup>3</sup> efficient reduction of nitrogen dioxide ( $NO_2$ ) but not of nitric oxide (NO) by passing diesel combustion exhausts through a bed of activated carbon irradiated with ~1 kW of microwave power.

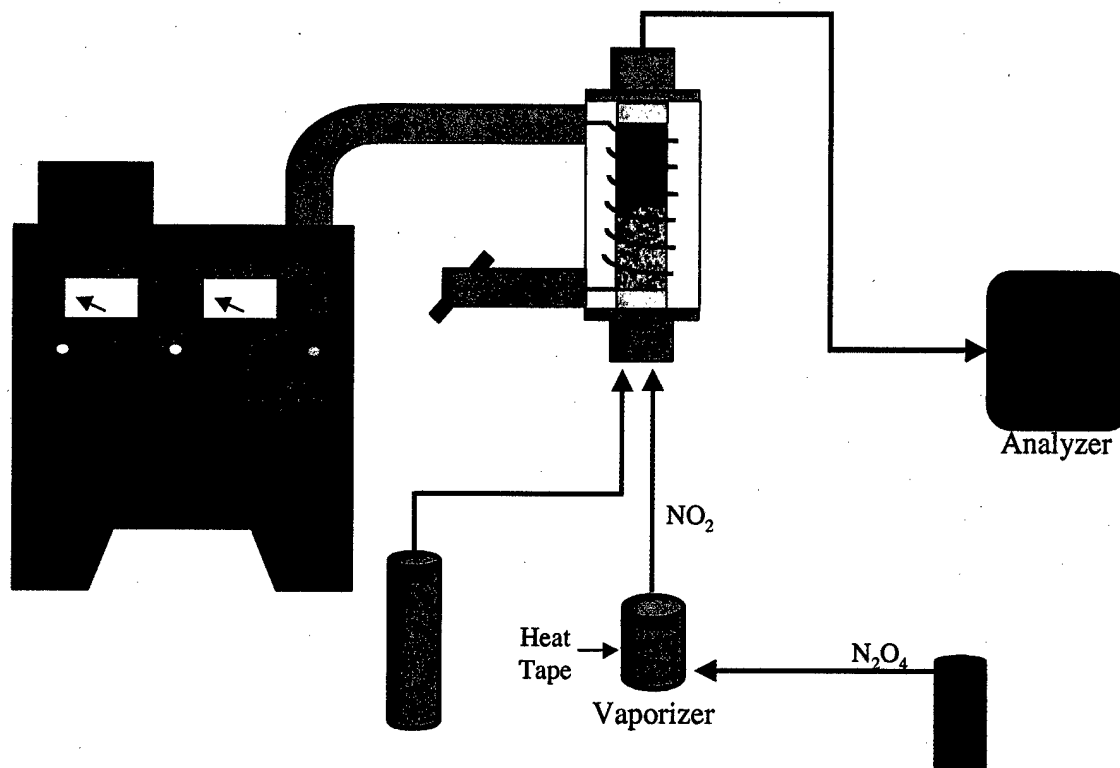
Investigations of different methods of NOx reduction have consistently shown<sup>4-6</sup> that the slow step is oxidation of NO, which is almost completely inert to reduction and practically insoluble in water, to  $NO_2$ , which is readily reduced by a variety of reagents and catalysts, and slightly soluble in water. CHA's phase II SBIR project recognized that  $N_2O_4$  is a dimer that dissociates to form  $NO_2$  in the gas phase, and the feasibility of applying microwave methods to decompose hydrazines as well was explored briefly at the end of that contract. In addition to improving efficiency of control, the microwave destruction method uses no caustic solutions and would, therefore, also greatly decrease the cost to control emissions from fuel- and oxidizer-transfer operations.

This project is phase one of a two-phase program to conduct a field demonstration of a microwave reactor system to decompose both nitrogen tetroxide ( $N_2O_4$ ) vapors and hydrazine fuel vapors in a nitrogen gas stream. The program's goal is to advance the development to a point that it can be deployed as an operational technology to NASA and Air Force space operations. This paper presents results from a series of design optimization experiments for the destruction of nitrogen tetroxide vapor.

## DESCRIPTION OF EXPERIMENTAL SYSTEM AND PROCEDURE

During the phase II SBIR<sup>2</sup> project CHA assembled and proved the utility of a 2.36-inch quartz-tube microwave reactor system for both NOx- and VOC-destruction studies. This unit, shown in Figure 1, was used to conduct the experimental work.

Figure 1. Microwave Reactor System for Design Optimization Studies



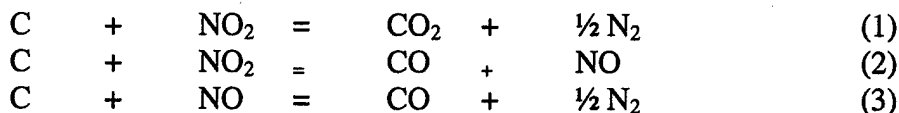
The system consists of a microwave generator, circulator, tuner, wave-guide, and a provision for cooling. Microwave power is generated from a Cober microwave generator that is adjustable between 0 and 6 kW at a fixed frequency of 2450 MHz. The load impedance of the reactor in the microwave field is matched to the generator impedance by adjusting the three-bolt tuner so that reflected power can be minimized and forward power maximized. The reactor is a 2.36-inch diameter quartz tube, 24 inches in length, located inside a 1/4-inch diameter copper helix, which serves as a non-resonant cavity. Two Hewlett-Packard power meters (Model 432A) were attached to a 60-dB directional coupler to monitor forward and reflected power. As the material in the reactor is heated, dielectric properties change, thus causing the impedance to change with time. The tuner is adjusted to compensate for this change. The reactor is packed with either char or catalyst and a mixed stream of vaporized  $N_2O_4$  and nitrogen enters the reactor.

Because  $N_2O_4$  disproportionates into  $NO_2$  when vaporized, the  $N_2O_4$  concentration was measured indirectly as  $NO_x$  by a chemiluminescence analyzer. At the low concentrations of our experiments, we were confident that interference by undissociated  $N_2O_4$  would be insignificant. That measured removals converge on 100% appears to validate this assumption. To find the effectiveness of  $NO_x$  destruction by ethanol and reducing/oxidizing catalyst, ethanol was injected into a nitrogen stream containing  $NO_x$ . The mixture passed through a 12-inch catalyst bed in the 3.26-inch quartz tubular reactor. The injection rate of ethanol was 20% more than the stoichiometric equivalent. The superficial gas velocity used in these tests was 25 ft/min.

The reducing/oxidizing catalyst (Provoc-7, Pt/Rh catalyst) used for tests was purchased from Prototech Company (Boston, Massachusetts).

## RESULTS AND DISCUSSION

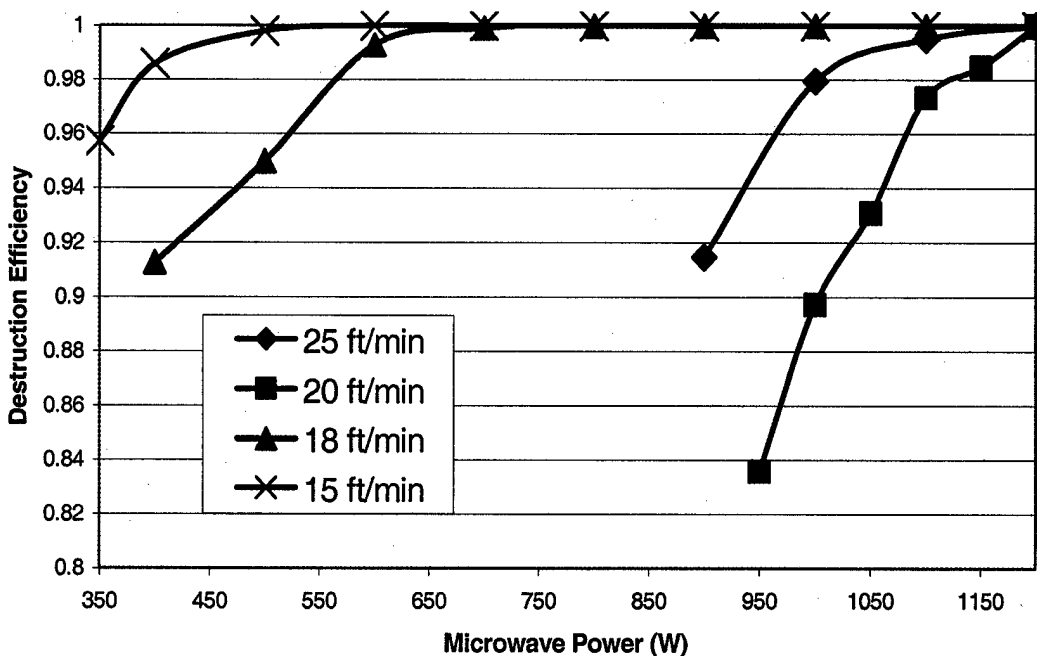
Nitrogen tetroxide ( $N_2O_4$ ) decomposes quickly into nitrogen dioxide ( $NO_2$ ) when mixed with a nitrogen stream. Also, a small fraction of  $NO_2$  is decomposed into nitric oxide ( $NO$ ) and oxygen. Pyrolytic carbon is an excellent reducing agent when exposed to microwave energy. When nitrogen dioxide contacts with pyrolytic carbon in microwave energy field, it reacts with carbon to produce nitrogen and carbon dioxide as follows:



Reaction (1) is favorable at low temperatures and reactions (2) and (3) become important at higher temperatures<sup>7</sup>. The microwave process for the treatment of oxidizer vapor consists of two microwave reactors (a carbon bed and an oxidation-catalyst bed). The carbon monoxide ( $CO$ ) produced in the first carbon bed will be oxidized into carbon dioxide ( $CO_2$ ) in the second microwave catalyst bed.

Destruction of  $N_2O_4$  with char was tested using a 4-inch char bed in the 2.36-inch quartz tube reactor. The  $N_2O_4$  flow rate was adjusted to maintain the inlet concentration at 5,000 ppm. Figure 2 presents the  $N_2O_4$  destruction efficiency as a function of microwave

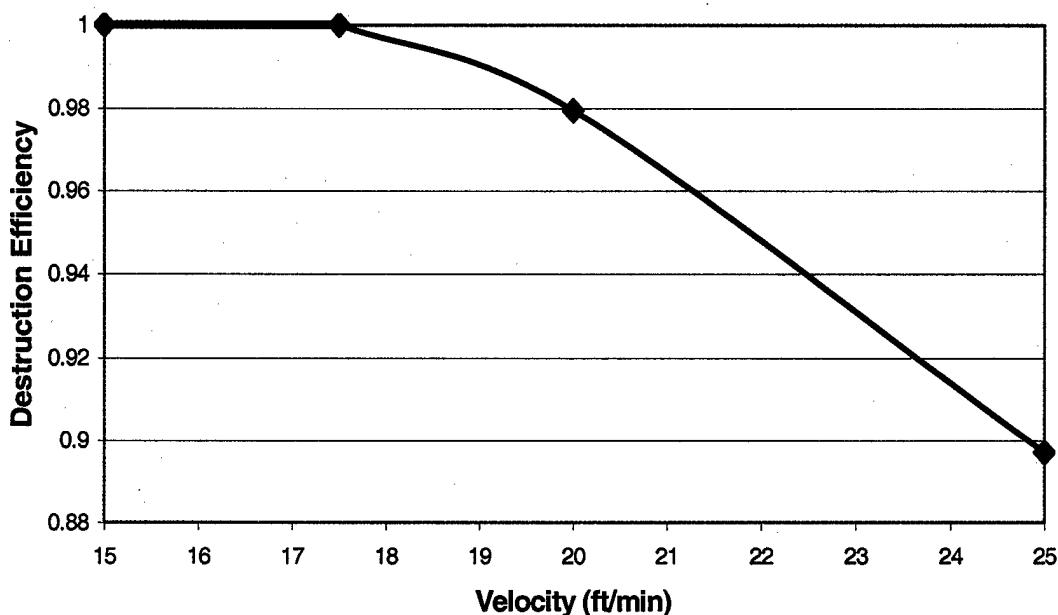
Figure 2.  $N_2O_4$  Destruction Efficiency vs Microwave Power for 4-inch Char Bed



power at various superficial gas velocities. The  $N_2O_4$  destruction efficiency was calculated using the concentrations of  $NO_x$  in the inlet and outlet nitrogen streams.

Data gathered from the destruction of  $N_2O_4$  using char as the carbon reactant indicate that the reaction is controlled by the superficial gas velocity or the gas residence time in the char bed, as shown in Figure 2. Also, increasing microwave power increases the destruction efficiency as expected. Complete destruction of  $N_2O_4$  was achieved with 500 W microwave power when the superficial gas velocity was 15 ft/min. When the superficial gas velocity for an empty bed increased to 25 ft/min, the microwave power required for the complete destruction of  $N_2O_4$  was 1200 W. Figure 3 illustrates clearly the effect of the superficial gas velocity on the destruction of  $N_2O_4$ .

Figure 3.  $N_2O_4$  Destruction Efficiency vs. Superficial Gas Velocity at 1000 W Microwave Power in 4-inch Char Bed



To increase gas residence time, we increased the height of char bed to 8 inches. Figure 4 presents the  $N_2O_4$  destruction efficiency as a function of microwave power at various superficial gas velocities. Figure 5 shows the  $N_2O_4$  destruction efficiency as a function of the superficial gas velocity when 1 kW of microwave power was applied. Again destruction efficiency decreases as either the superficial gas velocity increases or microwave power decreases. However, the rate of decrease in destruction efficiency with increasing superficial gas velocity is lower for the 8-inch bed than for the 4-inch bed, as shown in Figure 6.



Figure 4. N<sub>2</sub>O<sub>4</sub> Destruction Efficiency vs Microwave Input Power for 8-inch Char Bed

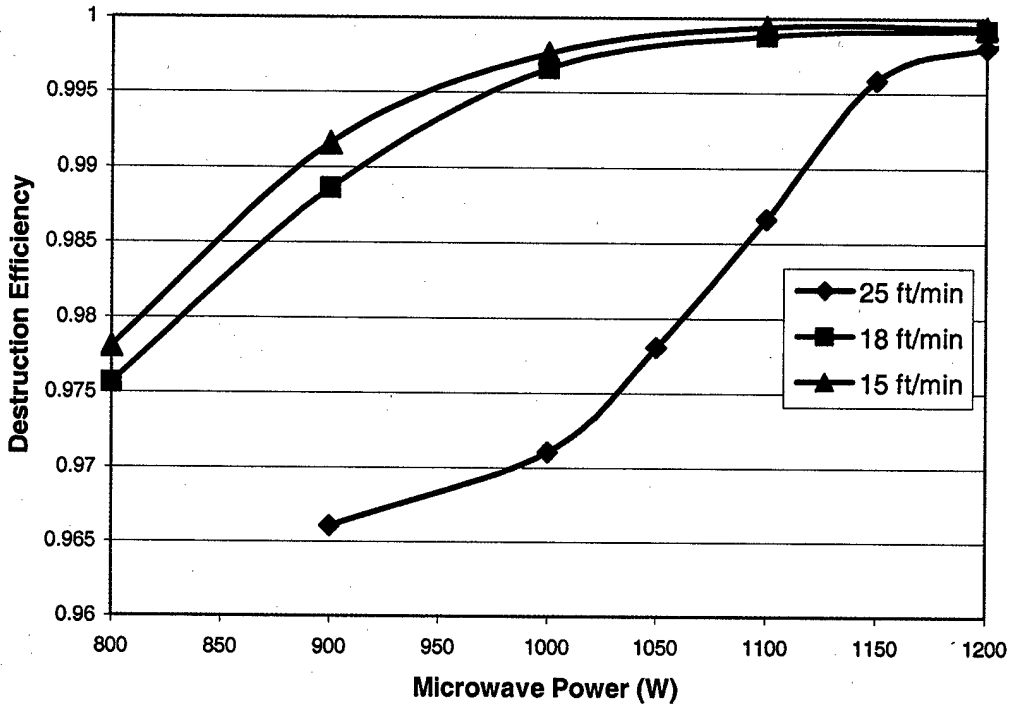


Figure 5. N<sub>2</sub>O<sub>4</sub> Destruction Efficiency vs. Superficial Gas Velocity at 1000 W Microwave Power in 8-inch Char Bed

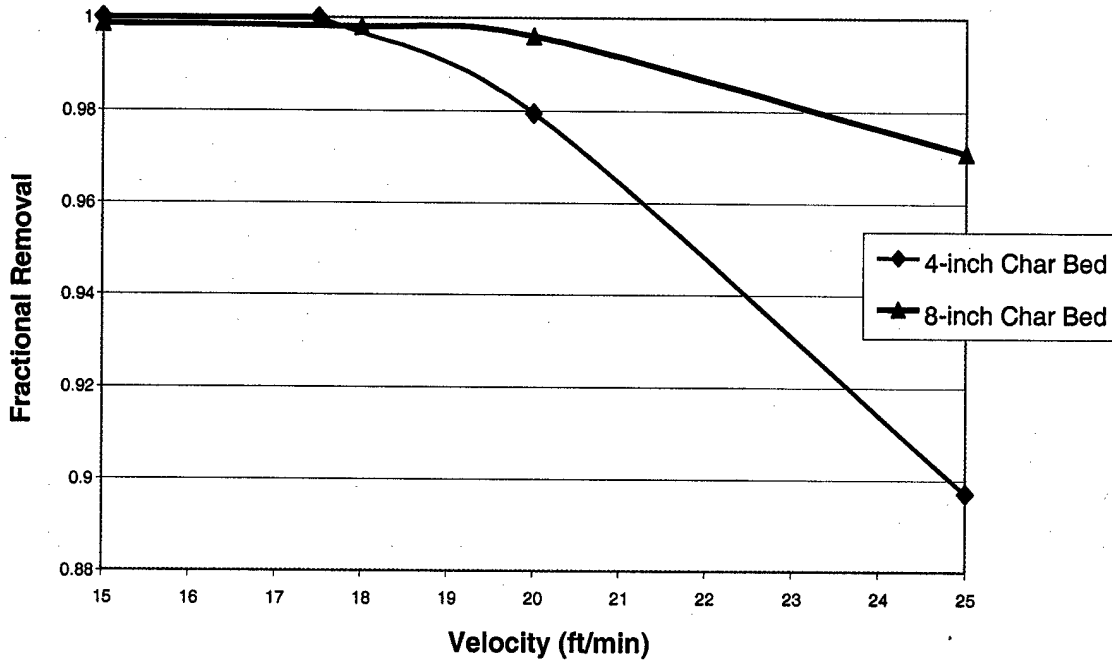
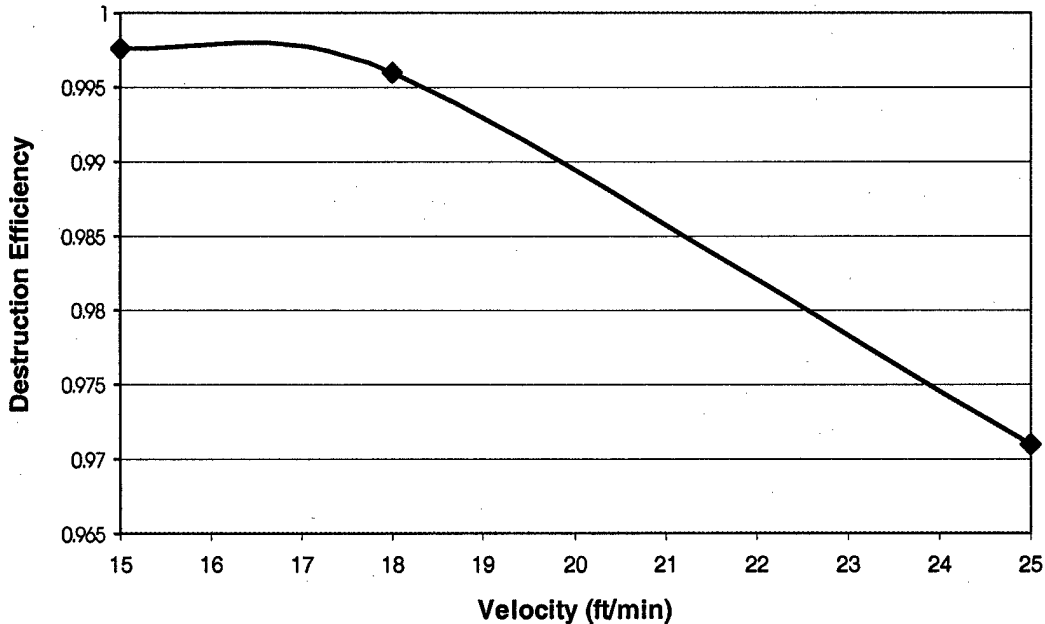


Figure 6. Comparison of 4-Inch Bed with 8-Inch Bed



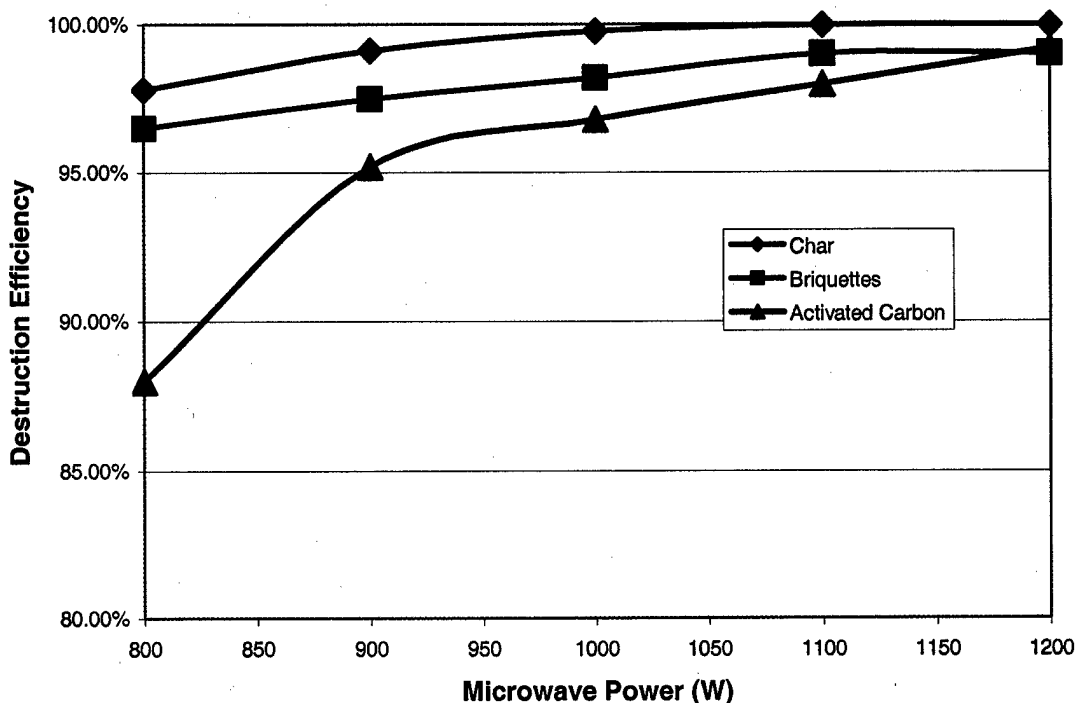
Three different pyrolytic carbons (char, form coke, and pelletized activated carbon) have been tested using a 6-inch carbon-bed and 25-ft/min superficial gas velocity.

Char and form coke are produced from subbituminous coal by ASTARIS Coke plant in Kemmerer, Wyoming. We have been using these pyrolytic carbons as reducing agents for microwave-induced decomposition of  $\text{NO}_x$  and  $\text{SO}_2$ . Among these three pyrolytic carbons, char is the best reducing agent. However, form coke and pelletized activated carbons have stronger mechanical strength and would generate fewer fines. Pelletized activated carbon is more expensive but is a commercial product and easily available in the market. After test data on these carbons are obtained, we will select the best carbon for the microwave treatment of oxidizer vapors.

Figure 7 presents the destruction efficiencies of  $\text{N}_2\text{O}_4$  for three different carbon reactants as a function of microwave power. As expected, char produced the best  $\text{N}_2\text{O}_4$  destruction efficiencies at any given microwave power. The pelletized activated carbon gave the lowest destruction efficiencies, probably due to lower porosity caused by the binder used in the pelletizing process. However, all three carbon reactants provided excellent  $\text{N}_2\text{O}_4$  destruction efficiencies.

The carbon reactant is consumed by reacting with  $\text{NO}_2$  and needs to be resupplied. A continuous supply of carbon reactant will likely be inconvenient in a field operation. Since supplying a liquid reactant to the reactor is much easier than solid reactant, a new microwave processing method using ethanol and catalyst for the destruction of  $\text{N}_2\text{O}_4$  was tested in the 2.36-inch reactor. Furthermore, a combination of carbon reactant and ethanol was also tested in the 2.36-inch reactor.

Figure 7. N<sub>2</sub>O<sub>4</sub> Destruction Efficiency as a Function of Microwave Power for Three Carbon Reactants.



When a mixture of a reducing agent, *e.g.*, ethanol, and a nitrogen stream containing NO<sub>2</sub> (from dissociation of N<sub>2</sub>O<sub>4</sub>) passes through a reducing/oxidizing catalyst bed in a microwave energy field, NO<sub>2</sub> reacts with alcohol (reducing agent) as shown:

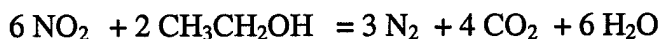
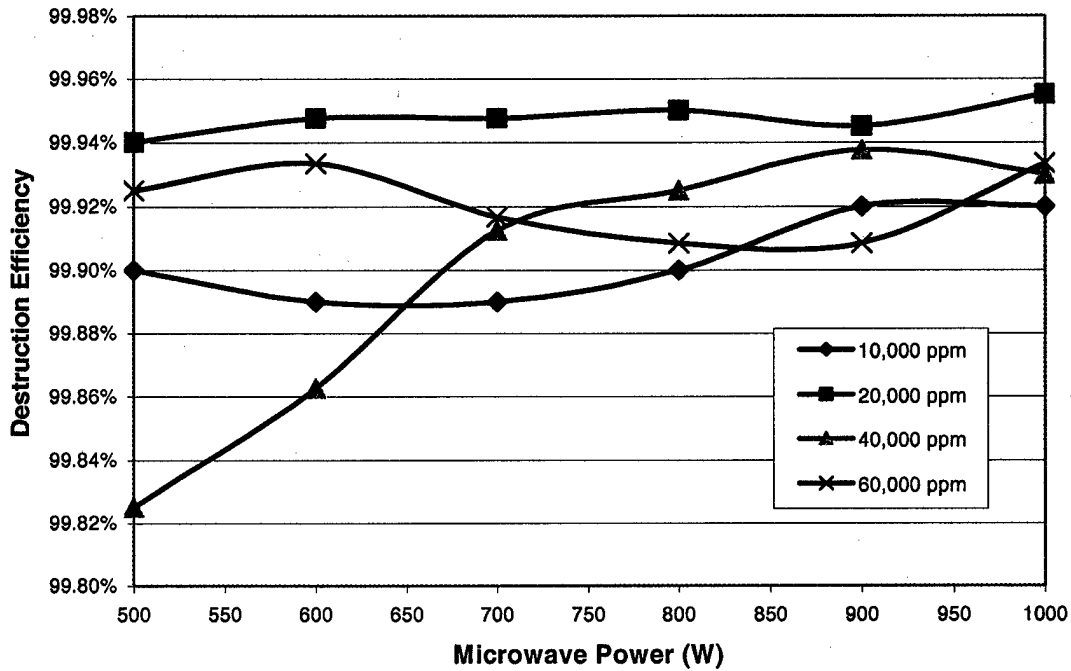


Figure 8 presents NO<sub>x</sub> destruction efficiency as a function of microwave power for various concentrations of N<sub>2</sub>O<sub>4</sub> in the inlet nitrogen stream. The N<sub>2</sub>O<sub>4</sub> destruction efficiencies are greater than 99% for all test conditions used. Further, the N<sub>2</sub>O<sub>4</sub> destruction efficiency is not dependent on the N<sub>2</sub>O<sub>4</sub> inlet concentration. Figure 8 clearly demonstrates the advantage of using reducing agents and a reducing/oxidizing (three-way) catalyst for microwave destruction of N<sub>2</sub>O<sub>4</sub>.

An empty N<sub>2</sub>O<sub>4</sub> tank contains a little N<sub>2</sub>O<sub>4</sub> liquid as well as N<sub>2</sub>O<sub>4</sub> vapors. Thus, the partial pressure of N<sub>2</sub>O<sub>4</sub> in the vent gas from this tank will equal the vapor pressure of N<sub>2</sub>O<sub>4</sub> at tank temperature. The inlet line to the NaOH scrubber has an orifice 0.344 inch in diameter to restrict gas flow into the scrubber. Total gas flow through the 0.344-inch orifice is ~36 scfm when the upstream pressure is 20 psig, dropping to ~5 scfm when the pressure is 3 psig. When the pressure is 20 psig, the mole fraction of NO<sub>x</sub> in the nitrogen stream is 0.47 at 60 °F, and 0.58 at 70 °F. When the pressure is 3 psig, the mole fraction NO<sub>x</sub> is 0.78 at 60 °F and 0.92 at 70 °F. Since the tank pressure decreases continuously,

Figure 8.  $N_2O_4$  Destruction Efficiency vs Microwave Power Using Ethanol and Reducing /Oxidizing Catalyst

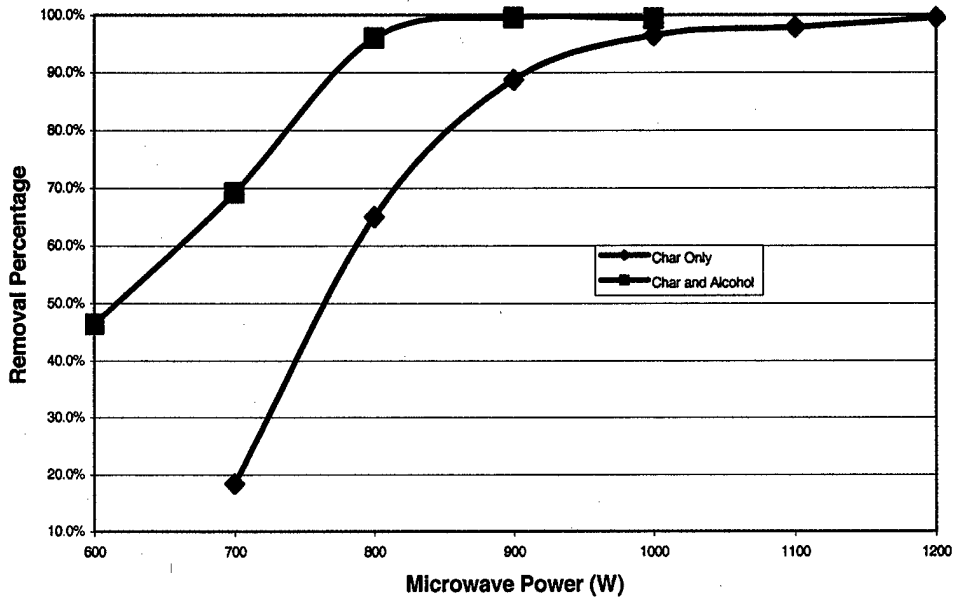


the gas flow rate and  $NO_x$  concentration continuously change during transfer operations. If ethanol is the only reductant used, the injection rate needs to be varied continuously to match changes in the  $N_2O_4$  flow rate. A combination of a carbon reactant and ethanol may provide some advantages to maintain high  $N_2O_4$  destruction efficiency.

A series of tests were conducted to find an improvement by adding ethanol to the carbon bed. An 8-inch char bed was prepared in the 2.36-inch quartz tube reactor for the test. The superficial gas velocity used for this series of tests was 25 ft/min. The  $N_2O_4$  concentration in the inlet nitrogen stream was maintained at 5,000 ppm during the test. The experiment was run for approximately 30 minutes with char only and then ethanol was injected into the inlet nitrogen stream at 1 mL/min.

Figure 9 presents  $N_2O_4$  destruction efficiency as a function of microwave power for the microwave destruction of  $N_2O_4$  using char and ethanol. Data obtained from tests using only char are included in this figure for comparison. The addition of ethanol to the char bed improved the  $N_2O_4$  destruction efficiency significantly as shown in Figure 9.

Figure 9.  $N_2O_4$  Destruction Efficiency vs., Microwave Power for Tests Using Char and Ethanol



## CONCLUSIONS

Phase 1 of the project to initiate practical implementation of the microwave destruction of oxidizer vapor has been completed. The main goal of Phase 1 was to develop a full-scale microwave reactor system for the destruction of oxidizer vapor ( $N_2O_4$ ) and compare it to the current NASA packed-bed scrubber for managing the vapors. We completed design optimization experiments and tested a first-generation full-scale microwave reactor that is capable of treating 50–100 scfm of gas flow. We are also considering a prototype microwave system that utilizes a parallel set of 2.36-inch quartz reactors and is capable of treating 5–10 scfm for the field demonstration. The 2.36-inch quartz tube microwave reactor has performed well for the microwave destruction of toxic air pollutants.

It was also our goal to perform design optimization experiments to evaluate various carbon reactants including char, coke and activated carbon. New process concepts for the destruction of oxidizer vapor were also investigated. The following conclusions were drawn from the design optimization tests:

- Microwave power required for the complete destruction of oxidizer vapor increases as the superficial gas velocity increases.
- Increasing carbon bed height not only increases the  $N_2O_4$  destruction efficiency but also reduces the rate of decrease in the  $N_2O_4$  destruction efficiency as the superficial gas velocity increases.
- Among char, coke and pelletized activated carbon, char is the best carbon reactant for the microwave destruction of  $N_2O_4$ .

- Ethanol reacts easily with  $N_2O_4$  in nitrogen stream over the reducing/oxidizing catalyst by microwave energy and provides much greater destruction efficiency than carbon reactants.
- Addition of ethanol to the char bed improves the  $N_2O_4$  destruction efficiency significantly at any given microwave power input.
- One kilowatt of power destroys approximately 0.4 pound of  $N_2O_4$ .

## KEYWORDS

Hydrazine; UDMH; nitrogen tetroxide; Titan; liquid fuel; air pollution; nitrogen oxides; microwave

## REFERENCES

1. Lee, M.R., Allen, E.R., Wolan, J.T., and Hoflund, G.B. *Industrial and Engineering Chemistry Research*, 37[8], 3375–3381 (1998).
2. Kimm, L.T., and Allen, H.A. In *Emerging Technologies in Hazardous Waste Management VII*, Tedder, D.W. (ed.), American Chemical Society, Washington, D.C., pp. 309–312, 1995.
3. Cha, C.Y., and Carlisle, C., *Microwave Low-Temperature Treatment of Dilute Gaseous Effluents*, AFRL-ML-TY-TR-1999-4539, Air Force Research Laboratory, Tyndall Air Force Base, Florida.
4. Wander, J.D., Penetrante, B.M., and Brusasco, R.M., *Simultaneous Control of NOx and Organic Particles Using Plasma-Assisted Catalysis*, Proceedings of the Air & Waste Management Association's 94<sup>th</sup> Annual Conference & Exhibition, Orlando, Florida, 2001. Abstract #1055.
5. Lyon, R.K., *New Technology for Controlling NOx from Jet Engine Test Cells*, ESL-TR-89-16, Environics Division, Air Force Civil Engineer[ing] Support Agency, Tyndall Air Force Base, Florida, 1989.
6. Haythornethwaite, S.M., Durham, M.D., Anderson, G.L., and Rugg, D.E., *Evaluation of Pilot-Scale Pulse-Corona-Induced Plasma Device to Remove NOx from Combustion Exhausts from a Subscale Combustor and from a Hush House at Nellis AFB, Nevada*, AL/EQ-TR-1997-0022, Air Force Research Laboratory, Tyndall Air Force Base, Florida.
7. Cha, C.Y., and Kim, D.S. *Carbon*, 39, 1159–1160 (2001).