

## INTERACTION OF HYDRODYNAMIC AND TEMPERATURE EXTERNAL DISTURBANCES WITH THE BOUNDARY LAYER

S. A. Gaponov and A. V. Yudin

Institute of Theoretical and Applied Mechanics SB RAS,  
630090 Novosibirsk, Russia

### Introduction

At present, in solving problems of turbulence arising in boundary layers, the study of their receptivity to external disturbances acquires great significance. In this case, disturbance generation in boundary layers is attributed to stationary and nonstationary factors (surface vibration, acoustic waves, external turbulence, etc.). One of the first authors to treat this problem and to introduce the term "receptivity" was Morkovin [1]. There are a number of experimental and theoretical studies of subsonic boundary-layer receptivity. A detailed survey can be found in [2, 3]. Much less is known, however, about the receptivity of a supersonic boundary layer, with all the publications in this field being devoted to studies of interaction of acoustic waves with the boundary layer [4-6]. At the same time, a supersonic flow may contain not only acoustic disturbances, but also vortical and entropy or heat waves. The interaction of those with a supersonic boundary layer has not yet been adequately investigated. The problem of receptivity of vortical disturbances at subsonic velocities has been analyzed in some publications, but there is no agreement among the authors about the mechanism of disturbance generation in the boundary layer. In this work, excitation of stationary and nonstationary waves by external hydrodynamic disturbances in subsonic and supersonic boundary layers was calculated.

### Formulation of the Problem and Governing Equations

A linear statement of the problem is considered. A compressible gas flow in the boundary layer on a flat plate is taken as the initial undisturbed flow.

Following Petrov [7], the disturbances in the boundary layer are considered in the orthogonal system of coordinates  $(\xi, \psi, z)$  fitted to the stream surfaces of the main flow. Here  $\psi$  is the stream function,  $(\xi, \psi, z)$  for the plate,  $Re = \sqrt{u_\infty x} / \nu_\infty$  is the Reynolds number,  $u_\infty$ ,  $\nu_\infty$  are the velocity and kinematic viscosity of the incident flow, and  $x$ ,  $y$ , and  $z$  are the longitudinal, normal-to-wall, and transversal coordinates of the Cartesian coordinate system with the origin on the plate edge. The gas is perfect with a constant Prandtl number  $Pr$ . Making use of the estimates with respect to the integer powers of the Reynolds number  $Re$  as in [8] and rejecting terms of order  $Re^{-2}$  with respect to the dominant terms of the linearized Navier – Stokes equations [7] for disturbances of the form  $\tilde{a}(\xi, \psi) \exp(i\alpha\xi + i\beta z - i\omega t)$ , we obtain

$$\begin{aligned} \partial_2 \tilde{v} &= -(\partial_2 \ln \rho) \tilde{v} - [i\alpha - (\partial_1 \ln u) + \partial_1] \tilde{u} - i\beta \tilde{w} - u_c \tilde{\rho} / \rho - g_m u \partial_1 \tilde{p} + u \partial_1 (\tilde{T} / T), \\ \partial_2 [\tilde{p} + 2\mu(i\alpha \tilde{u} + i\beta \tilde{w} - 2\tilde{e}_0 / 3)] &= -\rho(h_1 u + d_t) \tilde{v} + i\alpha \tilde{\tau}_{12} + i\beta \tilde{\tau}_{23}, \\ \partial_2 \tilde{\tau}_{12} &= (i\alpha + \partial_1) \tilde{p} + \rho(\partial_2 u) \tilde{v} + \rho(\partial_1 u + d_t) \tilde{u} + u(\partial_1 u) \tilde{\rho} - i\alpha \tilde{\tau}_{11} - i\beta \tilde{\tau}_{13}, \\ \partial_2 \tilde{u} &= -(i\alpha + \partial_1) \tilde{v} - (\partial_2 u) \tilde{u} / \mu + \tilde{\tau}_{12} / \mu \\ \partial_2 \tilde{\tau}_{23} &= i\beta \tilde{p} + \rho d_t \tilde{w} - i\alpha \tilde{\tau}_{13} - i\beta \tilde{\tau}_{33}, \end{aligned} \quad (1)$$

## Report Documentation Page

<b>Report Date</b> 23 Aug 2002	<b>Report Type</b> N/A	<b>Dates Covered (from... to)</b> -
<b>Title and Subtitle</b> Interaction of Hydronamic and Temperature External Disturbances With The Boundary Layer	<b>Contract Number</b>	
	<b>Grant Number</b>	
	<b>Program Element Number</b>	
<b>Author(s)</b>	<b>Project Number</b>	
	<b>Task Number</b>	
	<b>Work Unit Number</b>	
<b>Performing Organization Name(s) and Address(es)</b> Institute of Theoretical and Applied Mechanics Institutskaya 4/1 Novosibirsk 530090 Russia	<b>Performing Organization Report Number</b>	
	<b>Sponsor/Monitor's Acronym(s)</b>	
<b>Sponsoring/Monitoring Agency Name(s) and Address(es)</b> EOARD PSC 802 Box 14 FPO 09499-0014	<b>Sponsor/Monitor's Report Number(s)</b>	
	<b>Distribution/Availability Statement</b> Approved for public release, distribution unlimited	
<b>Supplementary Notes</b> See also ADM001433, Conference held International Conference on Methods of Aerophysical Research (11th) Held in Novosibirsk, Russia on 1-7 Jul 2002		
<b>Abstract</b>		
<b>Subject Terms</b>		
<b>Report Classification</b> unclassified	<b>Classification of this page</b> unclassified	
<b>Classification of Abstract</b> unclassified	<b>Limitation of Abstract</b> UU	
<b>Number of Pages</b> 7		

$$\partial_2 \tilde{w} = -i\beta \tilde{v} + \tilde{\tau}_{23} / \mu ,$$

$$\partial_2 \tilde{q} = i\omega \tilde{p} + [\rho(\partial_2 H) - i\alpha\mu(\partial_2 u)]\tilde{v} + (\partial_1 H)(\rho\tilde{u} + u\tilde{\rho}) + (\alpha^2 + \beta^2)\mu\tilde{h} / \text{Pr} + \rho d_t \tilde{H} - u(i\alpha\tilde{\tau}_{11} + i\beta\tilde{\tau}_{13})$$

$$\partial_2 \tilde{h} = -\text{Pr}(\partial_2 u)\tilde{u} - (\partial_2 h)\tilde{u} / \mu + \text{Pr}(\tilde{q} - u\tilde{\tau}_{12}) / \mu ,$$

where  $\partial_1 = \partial / \partial \xi$ ;  $\partial_2 = \rho u \partial / \partial \psi$ ;  $d_t = u_c + u\partial_1$ ;  $u_c = i\alpha u - i\omega$ ;  $h_1 = -\partial_1 \ln(\rho u)$ ;  $\tilde{\tau}_{11} = 2\mu(i\alpha\tilde{u} - \tilde{e}_0 / 3)$ ;  $\tilde{\tau}_{13} = \mu(i\alpha\tilde{w} + i\beta\tilde{u})$ ;  $\tilde{\tau}_{33} = 2\mu(i\beta\tilde{w} - \tilde{e}_0 / 3)$ ;  $\tilde{e}_0 = -(\partial_2 \ln \rho)\tilde{v} - u_c \tilde{\rho} / \rho$ ;  $u$  is the velocity,  $T$  is the temperature,  $\rho$  is the density,  $H = h + u^2 / 2$  is the total enthalpy,  $\mu$  is the viscosity,  $p$  is the pressure,  $\tilde{v}$ ,  $\tilde{w}$  are the complex amplitudes of the transversal and normal-to-stream-surface components of velocity disturbance,  $\tilde{\rho} / \rho = g_m \tilde{p} - \tilde{T} / T$ ;  $\tilde{T} = g_{m1} \tilde{h}$ ;  $\tilde{H} = \tilde{h} + u\tilde{u}$ ;  $g_m = 1 / p$ ;  $g_{m1} = 1 / c_p$ ; ( $c_p$  is the specific heat capacity of the gas at constant pressure). The form of the equations is not changed by normalization to the following scales:  $v_\infty / u_\infty$  for length,  $v_\infty / u_\infty^2$  for time,  $\mu_\infty$  for viscosity and the stream function,  $u_\infty$  for velocity and its disturbances,  $T_\infty$  for temperature,  $\rho_\infty$  for density,  $u_\infty^2$  for enthalpy,  $\rho_\infty u_\infty^2$  for pressure and disturbances of viscous stresses,  $\rho_\infty u_\infty^3$  for the quantity  $\tilde{q}$ , and  $u_\infty^2 / T_\infty$  for specific heat capacity (the subscript  $\infty$  refers to the values in the incident flow). In this case, we have  $g_m = \gamma M^2$  and  $g_{m1} = (\gamma - 1)M^2$ , where  $\gamma = c_p / c_v$  is the ratio of specific heats, and  $M$  is the Mach number.

We substitute the independent variables:  $\text{Re} = \sqrt{\xi}$ ,  $d\eta = df / u$ ,  $f = \psi / \text{Re}$ . Then, we obtain  $\partial_1 \tilde{a} = (1 / \text{Re})(\partial \tilde{a} + f_1 \tilde{a}')$ ,  $\partial_2 \tilde{a} = \rho \tilde{a}' / \text{Re}$ , where  $\partial = \frac{1}{2} \partial / \partial \text{Re}$ ; the prime stands for the derivative with respect to  $\eta$ , and  $f_1 = -f / (2 \text{Re} u)$ . In this case, the equations based on the estimates of the critical layer have the following form:

$$\tilde{v}' = -g_m u T \partial \tilde{p} + \rho T \tilde{v} - T(f_0 u' + \partial)\tilde{u} - \tilde{u}_w - i_c T \tilde{r} - (f_2 \rho T' - u \partial)\tilde{T} - f_1 T \tilde{u}' + f_2 \tilde{T}' ,$$

$$\tilde{p}' = -(i_c + r_h u)\tilde{v} + i_x \tilde{\tau}_{12} + i_z \tilde{\tau}_{23} - 2\mu_r \tilde{u}'_w ,$$

$$\tilde{\tau}'_{12} = (i_x + T \partial)\tilde{p} + \rho u' \tilde{v} + (i_c + f_1 u' + u \partial)\tilde{u} + f_2 u' \tilde{r} - \tilde{i}_T + f_2 \tilde{u}' ,$$

$$\tilde{u}' = -i_x \tilde{v} - u' \mu_r \tilde{T} + \tilde{\tau}_{12} / \mu_r ,$$

$$\tilde{\tau}'_{23} = i_z \tilde{p} + (i_c - \mu_a + u \partial)\tilde{w} - i_z \mu_r \tilde{u}'_w + f_2 \tilde{w}' ,$$

$$\tilde{w}' = -i_z \tilde{v} + \tilde{\tau}_{23} / \mu_r , \quad (2)$$

$$\tilde{q}' = i\omega R T \tilde{p} + \rho H \tilde{v} + (i_c u + f_1 H' + f_2 u' + u^2 \partial)\tilde{u} + (i_c - \mu_a / \text{Pr} + u \partial)\tilde{h} + f_2 H \tilde{r} - u \tilde{i}_t + f_2 u \tilde{u}' + f_2 \tilde{h}'$$

$$\tilde{h}' = -\text{Pr} u' \tilde{u} - h' \mu_r \tilde{T} + \text{Pr}(\tilde{q} - u \tilde{\tau}_{12}) / \mu_r ,$$

Here  $\tilde{u}_w = i_x \tilde{u} + i_z \tilde{w}$ ;  $\tilde{i}_t = i_x \mu_r \tilde{u}'_w + \mu_a \tilde{u}$ ;  $\mu_a = (i_x^2 + i_z^2) \mu_r$ ;  $\tilde{p} = \tilde{\pi} - 2\mu(i\alpha\tilde{u} + i\beta\tilde{w} - 2\tilde{e}_0 / 3)$ ;  $\tilde{r} = \tilde{\rho} / \rho = g_m \tilde{p} - \rho \tilde{T}$ ;  $i_c = \text{Re} u_c = i \text{Re}(u a - \omega)$ ;  $i_x = i\alpha \text{Re} T$ ;  $i_z = i\beta \text{Re} T$ ;  $r_h = \text{Re} h_1 = f_0 u' + f_1 \rho T'$ ;  $f_0 = -f_1 / u$ ;  $f_2 = f_1 u$ ;  $\mu_r = \mu \rho / \text{Re}$ ; and  $\mu_T = d \ln \mu / dT$ .

With allowance for the substitutions, systems (1) and (2) have the form

$$\mathbf{Z}' = (A + D \partial) \mathbf{Z} , \quad (3)$$

where  $\mathbf{Z} = (\tilde{p}, \tilde{v}, \tilde{u}, \tilde{w}, \tilde{h}, \tilde{\tau}_{12}, \tilde{\tau}_{23}, \tilde{q})$  in system (2) and  $A$ ,  $D$  are the square matrices of the specified functions  $\text{Re}$ ,  $\eta$ .

The parabolized system (3) is solved under the following boundary conditions. The disturbances of velocities and temperature (or heat flux) on the surface are zero:

$$\tilde{v}(0) = \tilde{u}(0) = \tilde{w}(0) = \tilde{T}(0) = 0 \quad (\tilde{T}'(0) = 0). \quad (4)$$

Outside the boundary layer, the disturbances are obtained from their corresponding free-stream values (without the model).

### Numerical Scheme and Results

On using the approximation  $\frac{\partial \tilde{a}}{\partial \text{Re}} \approx (\tilde{a} - \tilde{a}_0) / \Delta \text{Re}$  ( $\Delta \text{Re} = \text{Re} - \text{Re}_0$  is the step of the marching scheme and the subscript 0 corresponds to the values calculated at the previous step), system (3) is transformed into the system of ordinary differential equations

$$\mathbf{Z}' = A\mathbf{Z} + B(\mathbf{Z} - \mathbf{Z}_0). \quad (5)$$

Its general solution is a superposition of four linearly independent solutions of a homogeneous system and an arbitrary quotient:  $\mathbf{Z} = \sum_{m=1}^4 C_m(x)\mathbf{Z}_m + \mathbf{Z}_5$ . Herewith, the coefficients  $C_m$  are found from the conditions on the surface (4). The selection of four fundamental solutions should be made from those decaying as  $\eta \rightarrow \infty$ . The quotient should be a solution that describes external (undisturbed by the boundary layer) waves. Four fundamental vectors were choose as following:

$$\begin{aligned} \mathbf{Z}_1 &= (0, -1, 0, 0, 1 - i\alpha, -i\beta, 1), \quad \mathbf{Z}_2 = (2\lambda, 1, 0, 0, 0, 0, 0), \quad \mathbf{Z}_3 = (0, -1, 0, 0, 0, -i\alpha, -i\beta, -1/g_{m1}), \\ \mathbf{Z}_4 &= (0, \lambda g_{m1}, i\alpha g_{m1}, i\beta g_{m1}, 0, 2i\alpha\lambda g_{m1}, 2i\beta\lambda g_{m1}, 2i\alpha\lambda g_{m1}), \\ \mathbf{Z} &= (\tilde{p}, \tilde{v}, \tilde{u}, \tilde{w}, \tilde{h}, \tilde{\tau}_{12}, \tilde{\tau}_{23}, \tilde{q}), \quad \lambda = \sqrt{\alpha^2 + \beta^2}. \end{aligned}$$

Explanation of such a choice you can find in [14].

In the present paper, the case is considered where the external disturbances are entrained by the flow. In addition, the fifth vector  $\mathbf{Z}_5$  corresponding to external disturbances should be specified at the boundary-layer edge. The work was mainly devoted to the interaction between a boundary layer and external non-vortical hydrodynamic disturbances, in this case  $\mathbf{Z}_5 = (0, -\lambda g_{m1}, i\alpha g_{m1}, i\beta g_{m1}, 0, -2i\alpha\lambda g_{m1}, -2i\beta\lambda g_{m1}, -2i\alpha\lambda g_{m1})$ , it was normalized to the fourth component.

Figure 1 shows the amplitude distributions of longitudinal velocity disturbances over the boundary layer for various values of the frequency parameter at  $\beta = 10^{-3}$ . Figure 1 also shows a dependence proportional to  $\eta u'$ , obtained analytically in [9] for  $M = 0$ , which is a self-similar eigenfunction of the boundary layer equations for small values of  $\beta$  [10]. Similar results for  $M = 0$  were obtained in [11, 12] by the method of optimum disturbances specified at  $x = X_0$  in the absence of disturbances at the boundary-layer edge. Weak dependence of the profile of  $|\tilde{u}|$  on changes in  $\beta$  and disturbances for  $x = X_0$  is discussed in [12]. The independence of the amplitude profile  $\tilde{u}$  on the parameters of disturbances at the external edge of the boundary layer seems to be caused by factors mentioned in [12]. The main of those factors is the fact that external disturbances generate eigen disturbances with an amplitude  $\tilde{u} \sim \eta u'$ .

Figure 2a shows the maximum values of the longitudinal velocity amplitude inside the boundary layer versus the Reynolds number for  $\omega = 10^{-6}$ ,  $M = 0$ , and various wavenumbers  $\beta$ . It can be seen from Fig. 1 that the results coincide for  $\omega = 10^{-6}$  and  $\omega = 10^{-7}$ . This implies that the disturbances may be considered stationary for  $\omega \leq 10^{-6}$ . It follows from the results shown in Fig. 2a that the maximum values of the amplitudes correspond to wavenumbers  $(\beta Re)_1 = 0.7$  for fixed  $\omega$  and  $(\beta Re)_2 = 0.55$  for a fixed Reynolds number (wavenumber based on the thickness  $x/Re = Re$ ). These data are in good agreement with the results obtained by the method of optimum disturbances [11] excited in the region of the flat-plate leading edge. In addition, the value  $(\beta Re)_2 = 0.55$  is in good agreement with the experimental results on evolution of streamwise structures [13]. It was found in [13] that the  $z$  period is approximately equal to the doubled thickness of the boundary layer, i.e.,  $\lambda \approx 2 \cdot 5x/Re$ , therefore,  $\beta Re = 2\pi/10 \approx 0.6$  (it is taken into account here that  $x = Re^2$ ).

The calculation results for  $M = 2$  and  $\omega = 10^{-6}$  are plotted in Fig. 2b. Qualitatively, they are close to the results obtained for  $M = 0$ . However, the amplitude of disturbances due to external hydrodynamic waves decreases if the boundary layer is supersonic.

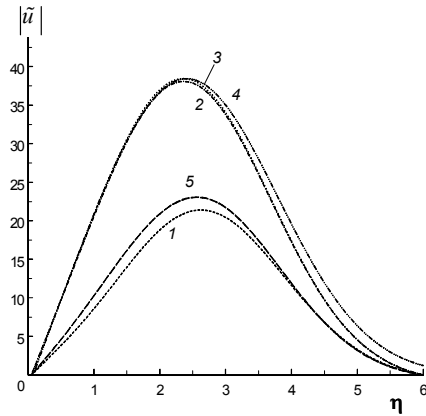


Fig. 1. Distributions of the amplitudes of longitudinal velocity disturbances over the boundary layer for  $\beta = 10^{-3}$  and  $\omega = 10^{-5}$  and  $M = 0$  (1),  $\omega = 10^{-6}$  and  $M = 0$  (2),  $\omega = 10^{-7}$  and  $M = 0$  (3), and  $\omega = 10^{-6}$  and  $M = 2$  (4); curve (5) is the dependence proportional to  $\eta u'$  [9].

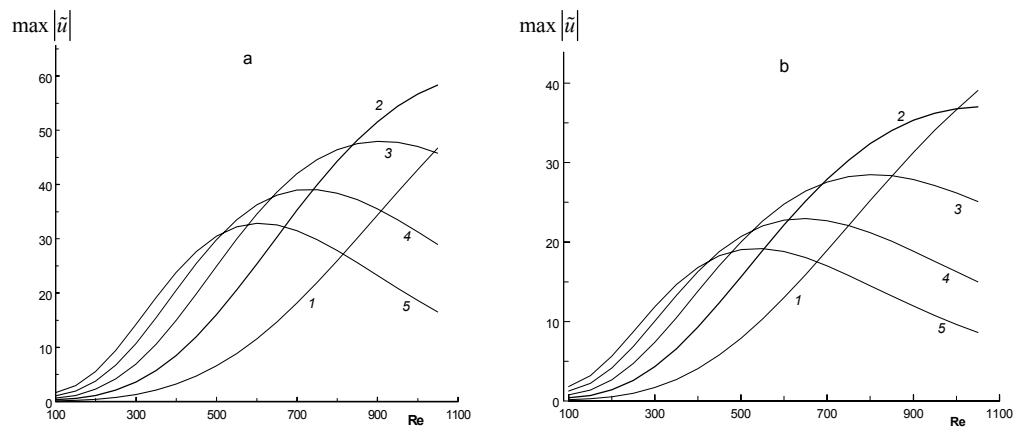


Fig. 2. Maximum values of the longitudinal velocity amplitude inside the boundary layer versus the Reynolds number for  $M = 0$  (a) and  $M = 2$  (b),  $\omega = 10^{-6}$  and  $\beta = 0.4 \cdot 10^{-3}$  (1),  $\beta = 0.6 \cdot 10^{-3}$  (2),  $\beta = 0.8 \cdot 10^{-3}$  (3),  $\beta = 10^{-3}$  (4), and  $\beta = 1.2 \cdot 10^{-3}$  (5).

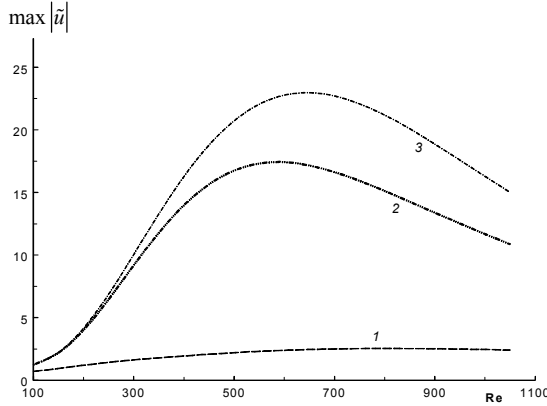


Fig. 3. Maximum values of the longitudinal velocity amplitude inside the boundary layer versus the Reynolds number for  $M=2$ ,  $\beta=10^{-3}$ , and  $\omega=10^{-4}$  (1),  $\omega=10^{-5}$  (2), and  $\omega=10^{-6}$  (3).

range of high Re values, propagates with a velocity  $c \approx 0.9$ , and the trailing edge propagates with a velocity  $c \approx 0.9$ , which is in qualitative agreement with the results of our calculations. It should be taken into consideration that the phase velocity was calculated, whereas the object of calculations in experimental studies was most probably the group velocity. The present calculations show, however, that  $\frac{\partial c}{\partial \alpha} \ll 1$ , and the group velocity is close to the phase velocity.

As it has been mentioned above, the results presented in this paper were obtained for nonvortical external disturbances. Additional calculations allowing for vortical disturbances in the external flow entrained by the main stream show that the character of disturbances inside the layer remains unchanged in this case. Only the relation between the amplitudes of external and internal disturbances undergoes some changes. The results obtained can be explained as follows. For high Reynolds numbers, the evolution of disturbances does not significantly depend on the presence of waves at the boundary-layer edge, and for low Reynolds numbers, the amplitude of disturbances inside the layer is determined by conditions at  $x = X_0$ . A change in external conditions at the boundary-layer edge is equivalent to a change in the initial data at  $x = X_0$ , which results in variation of the absolute value of the amplitude for  $x > X_0$ , whereas the character of the dependence of  $|\tilde{u}|$  on  $\eta$  is determined by the first eigen-solution [12].

It was also researched in this paper an interaction between a boundary layer and temperature disturbances. In this case we took  $\mathbf{Z}_5 = (0,0,0,0,1,0,0,-\lambda/\text{Pr})$ .

Some results you can see at the following figures:

Figure 4 shows the distribution of velocities and temperature over boundary layer ( $1 - 500|\tilde{v}|$ ,  $2 - 5|\tilde{u}|$ ,  $3 - 500|\tilde{w}|$ ,  $4 - |\tilde{h}|$ ;  $\beta=0.5 \cdot 10^{-3}$ ,  $\omega=10^{-6}$ ,  $M=2$ ,  $\text{Re}=10^3$ ), it can be seen that amplitude of  $|\tilde{u}|$  is more than 10 times lower than  $|\tilde{h}|$ . The shape of  $|\tilde{u}|$ -profile remains the same as it was in fig.1.

Figure 3 shows the dependences  $\max|\tilde{u}|(\text{Re})$  for  $\beta=10^{-3}$ . It follows from Fig. 3 that the amplitude significantly depends on the frequency parameter  $\omega$ : as  $\omega$  increases, the amplitude of disturbances decreases.

From the analysis of the phase velocity  $c$  versus Re (obtained from the phase growth along the  $x$  axis for the disturbance  $\tilde{u}$  in the vicinity of its maximum, i.e., for  $\eta=2.3$ ) for  $\omega=0.3 \cdot 10^{-4}$ ,

$\beta=10^{-3}$  and  $M=0$  and  $2$ , it follows that the phase velocity varies from  $0.7$  to  $0.9$  over the range of  $\text{Re}=200 \div 400$ . In experimental studies of propagation of incipient turbulence spots [3], it was found that their leading edge, which is in the

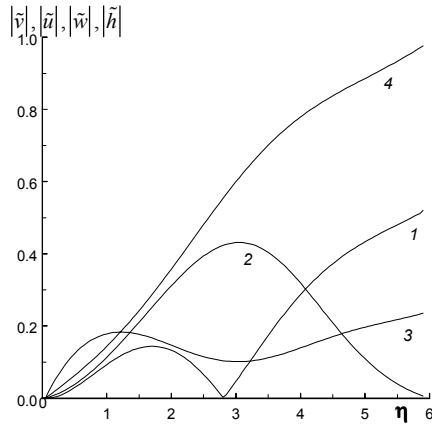


Fig. 4.

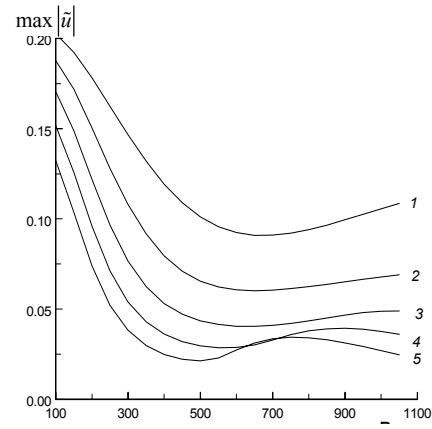


Fig. 5.

Figure 5 shows maximum values of the longitudinal velocity amplitude inside the boundary layer versus the Reynolds number for temperature disturbances case.  $M = 2$ ,  $\omega = 10^{-6}$  and  $\beta = 0.4 \cdot 10^{-3}$  (1),  $\beta = 0.6 \cdot 10^{-3}$  (2),  $\beta = 0.8 \cdot 10^{-3}$  (3),  $\beta = 10^{-3}$  (4),  $\beta = 1.2 \cdot 10^{-3}$  (5). It is possible to remark that the amplitudes of velocity disturbances are small.

### Conclusions

The following conclusions can be drawn from the present investigations.

1. External vortical and nonvortical waves entrained by the stream can excite high-intensity disturbances in the boundary layer.

2. The efficiency of disturbance generation increases with decreasing frequency, and its maximum is observed for waves with a characteristic value of the wavenumber  $\beta^*$  in the lateral direction. In the low-frequency range, the value of  $\beta^*$  significantly exceeds the streamwise wavenumber  $\alpha$ , which is characteristic of experimentally observed streamwise structures.

3. For stationary disturbances and  $M = 0$ , under changes in  $Re$  and  $\beta = const$ , the highest efficiency of disturbance generation in the boundary layer corresponds to the value  $(\beta Re)_1 \approx 0.7$ , and under changes in  $\beta^*$  and  $Re = const$  corresponds to  $(\beta Re)_2 \approx 0.55$ . The latter value is in good agreement with the period of streamwise structures obtained in the experiments of [11].

4. The efficiency of disturbance generation in a supersonic boundary layer is lower than that in a subsonic boundary layer.

5. Temperature external disturbances excite velocity disturbances inside a boundary layer with amplitudes much less than in the case of the external hydrodynamics disturbances.

The authors would like to express their gratitude to G.V. Petrov for the calculation program he kindly offered.

This work was supported by the Russian Foundation of Basic Research (Grant No. 99-01-00623).

#### REFERENCES

1. **Morkovin M.V.** Critical evaluation of transition from laminar to turbulent shear layer with emphasis on hypersonically travelling bodies: Tech. Report No. 68-149, AFFDL, 1969. S.1.
2. **Kachanov Y.S.** Physical mechanisms of laminar-boundary-layer transition // *Annu. Rev. Fluid Mech.*, 26, 411-482 (1994).
3. **Boiko A.V., Grek G.R., Dovgal' A.V., and Kozlov V.V.** Turbulence Generation in Wall Flows. Novosibirsk: Nauka, 1999. [in Russian]
4. **S. A. Gaponov.** Interaction of supersonic boundary layers with acoustic disturbances // *Teplofiz. Aerotekh.* 1993. Vol. 2, No. 3. P. 209-217.
5. **Fedorov A.V. and Khokhlov A.P.** Excitation of unstable modes by acoustic waves in a supersonic boundary layer // *Izv. Akad. Nauk SSSR, Mekh. Zhidk. Gaza.* 1991. No. 4. P. 67-71.
6. **Semionov N.V., Kosinov A.D., and Maslov A.A.** Experimental investigation of supersonic boundary-layer receptivity // *Transitional Boundary Layers in Aeronautics*, S. n. Amsterdam, 1996. P. 413-420.
7. **Petrov G.V.** New parabolized system of equations of stability of a compressible boundary layer // *Prikl. Mekh. Tekh. Fiz.* 2000. Vol. 41, No.1. P. 63-69.
8. **Petrov G.V.** Supersonic boundary layer response to an acoustic action // *Teplofiz. Aerotekh.* 2001. Vol. 8, No.1. P. 77-86.
9. **Stewartson K.** On asymptotic expansion in the theory of boundary layer // *J. Math. Phys.* 1957. Vol. 36. P. 137-191.
10. **Luchini P.** Reynolds-number-independent instability of the boundary layer over a flat surface // *J. Fluid Mech.* 1996. Vol. 327. P. 101-115.
11. **Anderson P. Berggren M., and Henningson D.S.** Optimal disturbances and bypass transition in boundary layers // *Phys. Fluids.* 1999. Vol. 11, No. 1. P. 134-150.
12. **Luchini P.** Reynolds-number-independent instability of the boundary layer over a flat surface: optimal perturbations // *J. Fluid Mech.* 2000. Vol. 404. P. 289-309.
13. **Westin K.J.A., Bakchinov A.A., Kozlov V.V., and Alfredsson P.H.** Experiments on localized disturbances in a flat plate boundary layer. Part 1. The receptivity and evolution of a localized free stream disturbances // *Europ. J. Mech. B. Fluids.* 1998. Vol.17, No. 6. P. 823-846.
14. **Gaponov S.A. and Yudin A.V.** Interaction of hydrodynamic external disturbances with the boundary layer // *Prikl. Mekh. Tekh. Fiz.* 2002. Vol. 43, No.1. P. 83-89.