

Digital Modular Radio AN/USC-61(V)



N6 Conference 14-17 Nov 2000

DISTRIBUTION A: Cleared for Public Release; Distribution is unlimited.

Contract Number: SPO700-98-D-4002 D.O. 0003
Information Superiority and Sensors and C4/IO and ISR Analysis
IATAC TAT 98-04
February 2000
3190 Fairview Park Drive
Falls Church, VA 22042

Report Documentation Page

Report Date 17NOV2000	Report Type N/A	Dates Covered (from... to) -
Title and Subtitle Digital Modular Radio (AN/USC-61(V))	Contract Number	
	Grant Number	
	Program Element Number	
Author(s) Draper, John	Project Number	
	Task Number	
	Work Unit Number	
Performing Organization Name(s) and Address(es) Booz Allen & Hamilton 8283 Greensboro Drive McLean, VA 22102	Performing Organization Report Number	
Sponsoring/Monitoring Agency Name(s) and Address(es) Office of the Chief of Naval Operations 2000 Navy Pentagon, Washington, DC 20350-2000	Sponsor/Monitor's Acronym(s)	
	Sponsor/Monitor's Report Number(s)	
Distribution/Availability Statement Approved for public release, distribution unlimited		
Supplementary Notes Per conversation with Abe Usher, (IATAC), performing organization is Booz Allen & Hamilton., The original document contains color images.		
Abstract		
Subject Terms IATAC COLLECTION		
Report Classification unclassified	Classification of this page unclassified	
Classification of Abstract unclassified	Limitation of Abstract SAR	
Number of Pages 17		

REPORT DOCUMENTATION PAGE*Form Approved*
OMB No. 074-0188

Public reporting burden for this collection of information is estimated to average 1 hour per response, including the time for reviewing instructions, searching existing data sources, gathering and maintaining the data needed, and completing and reviewing this collection of information. Send comments regarding this burden estimate or any other aspect of this collection of information, including suggestions for reducing this burden to Washington Headquarters Services, Directorate for Information Operations and Reports, 1215 Jefferson Davis Highway, Suite 1204, Arlington, VA 22202-4302, and to the Office of Management and Budget, Paperwork Reduction Project (0704-0188), Washington, DC 20503

1. AGENCY USE ONLY (Leave blank)		2. REPORT DATE 11/17/2000	3. REPORT TYPE AND DATES COVERED Briefing 11/17/2000	
4. TITLE AND SUBTITLE Digital Modular Radio (AN/USC-61(V))			5. FUNDING NUMBERS	
6. AUTHOR(S) Draper, John				
7. PERFORMING ORGANIZATION NAME(S) AND ADDRESS(ES) Booz Allen & Hamilton 8283 Greensboro Drive McLean, VA 22102			8. PERFORMING ORGANIZATION REPORT NUMBER	
9. SPONSORING / MONITORING AGENCY NAME(S) AND ADDRESS(ES) Office of the Chief of Naval Operations 2000 Navy Pentagon, Washington, DC 20350-2000			10. SPONSORING / MONITORING AGENCY REPORT NUMBER	
11. SUPPLEMENTARY NOTES				
12a. DISTRIBUTION / AVAILABILITY STATEMENT Approved for public release; Distribution unlimited			12b. DISTRIBUTION CODE A	
13. ABSTRACT (Maximum 200 Words) This briefing takes a look at the DMR mission and how DMR works. It also looks at the legacy equipment that is capable of being replaced by DMR.				
14. SUBJECT TERMS IATAC Collection, digital modular radio			15. NUMBER OF PAGES 16	
			16. PRICE CODE	
17. SECURITY CLASSIFICATION OF REPORT UNCLASSIFIED	18. SECURITY CLASSIFICATION OF THIS PAGE UNCLASSIFIED	19. SECURITY CLASSIFICATION OF ABSTRACT UNCLASSIFIED	20. LIMITATION OF ABSTRACT UNLIMITED	

NSN 7540-01-280-5500


Standard Form 298 (Rev. 2-89)

Prescribed by ANSI Std. Z39-18
298-102

Outline



- DMR Mission
- Why DMR?
- What is DMR?
- Program Status
- Developmental Testing
- Procurement Plan
- Fielding
- Conclusions



DMR Mission



“Acquire an Affordable, High-Capacity, Capable Tactical Radio to Provide Interoperable LOS/BLOS C4I Capabilities to the Fleet”

- ◆ **Built to Open Systems Architecture**
- ◆ **Maximizes COTS/NDI**
- ◆ **Able to Evolve As Commercial Technology Advances**
- ◆ **Not Tied to Original Manufacturer for Updates**
- ◆ **Supports Future Proofing**
- ◆ **Interoperable, Affordable, Scaleable, Flexible!**



Why DMR?

- ❑ **Plethora of Narrowband Stovepipe Radios are now 20+ years old—represents 60's, 70's technology that:**
 - ◆ **require extensive manpower to maintain & operate,**
 - difficult to find obsolete, replacement parts.
 - limited or non-existent production base.
 - ◆ **are a drain on limited fleet resources,**
 - ◆ **have limited capability, singular functionality, no automation & incapable of growth.**

System	IOC
AN/ASC-5	1972
AN/ASC-3	1976
AN/URT-23	1960s
AN/URC-109	1989
R-1051	1960s
R-2368	1980s
VRC-46	1960s

HF, VHF, UHF Radios and Ancillary Equipment
Too Many Stovepipe Radios in Service Today!

HF

- AN/URT-23 HF Transmitter
- AN/URT-24 HF Transmitter
- R-1051/URR Receiver
- SRA-49 Receive Multicoupler
- SRA-56/7/8 Multicoupler
- URA-38 RF Control & Coupling System
- R-2368 HF Receiver
- URC-131 HF Transmit Group
- AS-2537 Antenna
- AS-3772 Antenna
- OE-404V Antenna System
- OE-418 Antenna System
- AS-3771 Antenna
- IHFA Wire Antenna System
- OE-()V/SRC Antenna
- OA-9243 Tilt Whip Antenna System

VHF

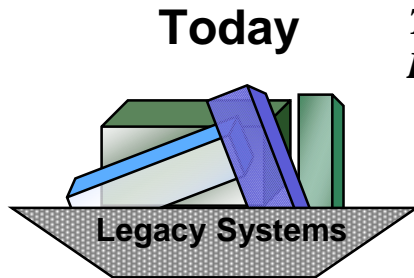
- VRC-46 Transceiver
- GRT-21 VHF Transmitter
- GRR-23 VHF Receiver
- GRC-211 VHF Trans
- AN/URC-80 VHF Trans
- AN/URC-139 Bridge to Bridge
- TD-1456 Multicoupler
- TD-1289 Multicoupler
- SRC-54B
- AS-3226 Antenna
- AS-2809 Antenna
- NT-66095 Antenna
- AS-4293 Antenna
- AN/VRC-49 Transceiver
- AN/URC-94 Transceiver
- GRC-171 Transceiver
- SRA-60

What is DMR?

Software Programmable Digital Radio



Information Superiority Requires New Capabilities



*Transmit, Receive, Bridge, and Gateway
Between Similar and Diverse Waveforms
Over Multiple Communications Media
and Networks*



**Software
Programmable
Digital
Radio**

- **Single Frequency**
- **Single Waveform**
- **Not Capable of Simultaneous Voice, Data, Video**
- **Low to Medium Data Rates**
- **Limited Routing, Networking, Network Management**
- **Can Not Automatically Adjust Performance**
- **Not Capable of Simultaneous Operation With Other Systems in Same or Other Domains**
- **Lacks Adequate Frequency Flexibility to Operate Globally**

- **Multi-band, Multi-mode, Secure, Non-secure (Voice, Video & Data)**
- **Operate across a wide frequency range (e.g. 2 MHz to 2 GHz)**
- **Dynamic Bandwidth Management**
- **Retransmit/Cross Band Between Frequency Bands and Waveforms**
- **Software Reprogrammable**
- **Network Between & Across Geographical & Organizational Boundaries**
- **Backwards Compatible With Legacy Systems**

Legacy Equipment Capable of Being Replaced by DMR



UHF

- ◆ AN/WSC-3
 - HAVEQUICK II
 - UHF SATCOM
 - UHF LOS
- ◆ AN/WSC-5
 - Shore UHF SATCOM
- ◆ TD-1271
 - 25 KHz DAMA Modem
- ◆ AN/USC-54 (VICS)
 - UHF SATCOM
 - 25 KHz DAMA
- ◆ AN/USC-42(V)1,2 (MINIDAMA)
 - 5/25 KHz SATCOM
 - UHF SATCOM
 - UHF LOS
- ◆ AN/URC-93
 - LINK 11
- ◆ MD-1324
 - 5/25 KHz DAMA Modem



VHF

- ◆ AN/GRC-211
 - AM/FM Voice
- ◆ AN/VRC-46
 - AM/FM Voice
- ◆ AN/SRC-54
 - SINCGARS
 - SINCGARS SIP

HF (planned for future) (Receivers & Exciters only)

- ◆ AN/URT-23
- ◆ AN/URC-109
- ◆ AN/URC-131 (HFSST)
- ◆ R-2368/URR
- ◆ R-1051/URR
- ◆ AN/FRT-96

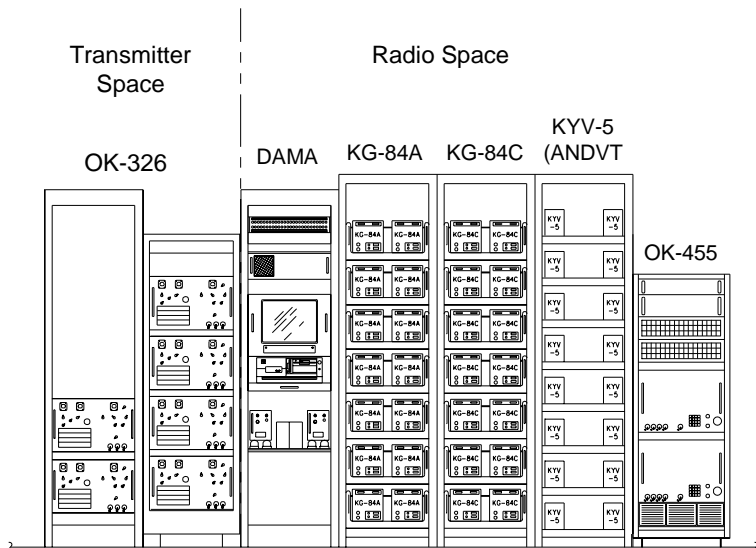
Baseline	Options
ship, shore, sub	30-400 MHz 200W PA
0.1-2000 MHz, 4 Chs	HF 110A/ALE
5/25 kHz UHF SATCOM DAMA	MDR UHF SATCOM
AM/FM/HQII UHF LOS	HDR LOS (up to 4.6 Mbps)
SINCGARS, VHF LOS	SINCGARS SIP
Emedded TRANSEC/COMSEC	SATURN
Open System Architecture	Emedded Link 4A, Link 11
Software (re)Programmable	

DMR Size Comparison With Existing Systems



Dual DAMA

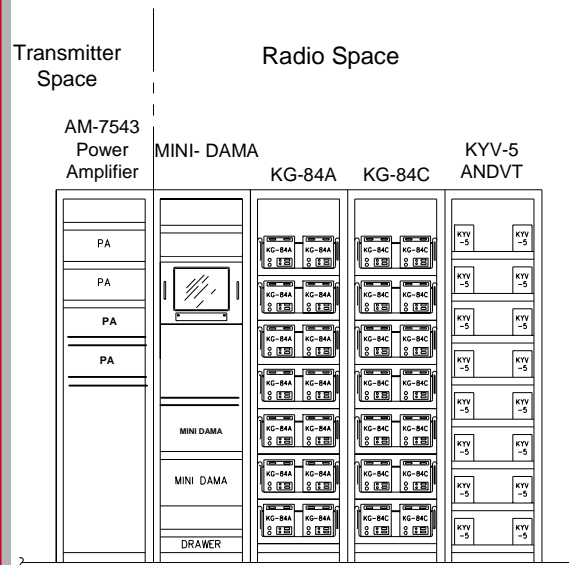
DDG



54 Boxes/Components, Single Function Radios, Multi-plexers and Cryptos (2194 lbs)

Mini-DAMA

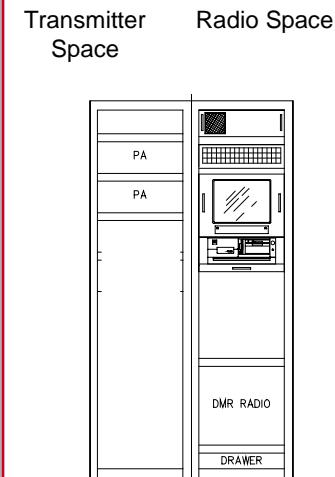
DDG



46 Single Band, Single Function Radios and Cryptos (1744 lbs)

DMR w/ Embedded TRANSEC/COMSEC

DDG



1 Multi-Band, Multi-Function Radio (550 lbs)

Where We've Been



- ❑ **Awarded 2 FFP/IDIQ Contracts—Sep '98 to Raytheon & Motorola**
 - ◆ **Architecture for UHF SATCOM, UHF LOS, MIL-188-181/182/183, SINCGARS which:**
 - ensures compliance with performance specs from JTRS ORD/ Maritime\Fixed Annex,
 - offers options for other advanced capabilities.

- ❑ **Conducted Extensive 8-Week Test on Initial Units**
 - ◆ **No Clear Technical Winner - both products showed weaknesses**
 - ◆ **Vendors afforded additional time to improve products**

- ❑ **Conducted Final Round of Testing—Ended Dec '99.**
 - ◆ **Winning vendor: Motorola - announced 2 Feb '00.**



Where We're At

- ❑ **Delivery of First LRIP Unit expected Nov '00**
 - ◆ **Version 2.0 hardware currently being produced by Motorola.**
 - ◆ **Balance of the LRIP 1 Units will be delivered to Version 3.0 configuration during May/Jun '01.**

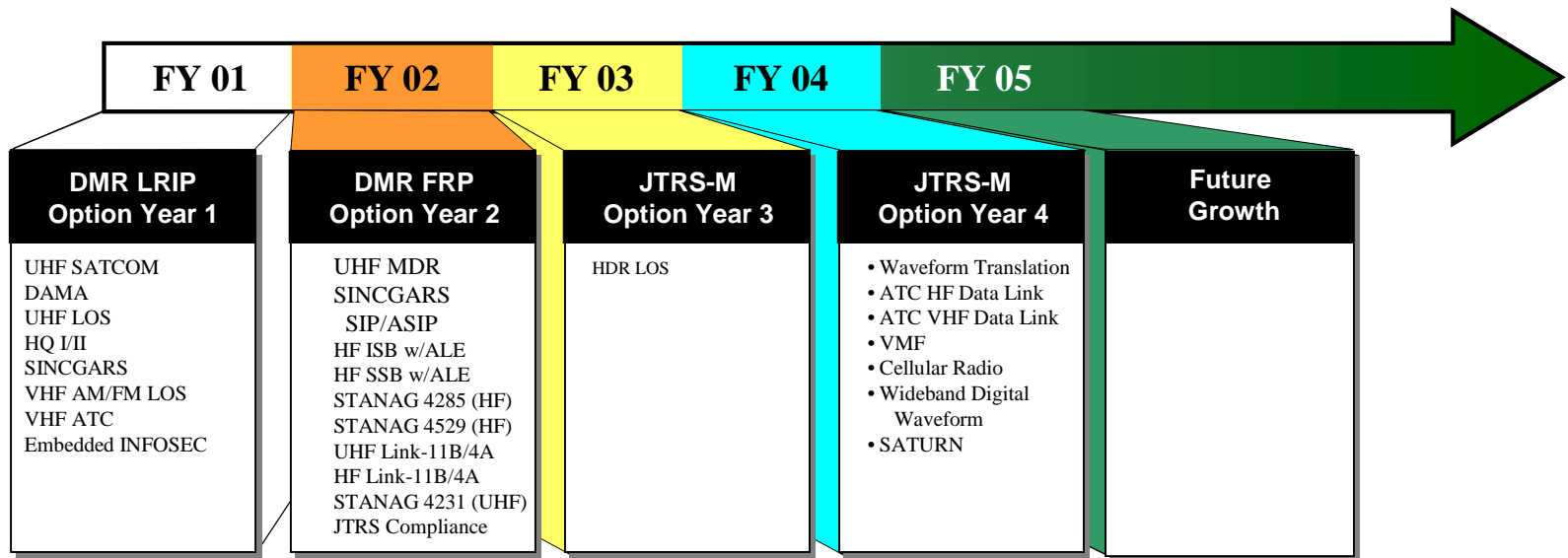
- ❑ **Testing Required Prior to LRIP 2 Award**
 - ◆ **Additional testing on Version 2.0 H/W to determine progress on identified deficiencies.**

- ❑ **OPEVAL**
 - ◆ **Scheduled Jun '01.**
 - ◆ **Install and Check-out of Motorola's S/W ver. 5.1, begins Jan '01.**

- ❑ **INFOSEC Certification**
 - ◆ **Working with NSA to further define the evaluation criteria for the NSA certification process and to pin specific "HARD" requirements.**



Where We're Going



DT-IIE

Purpose & Objectives



- ❑ **Purpose: Determine if DMR is ready to enter Operational Test and Evaluation (OPEVAL)**

- ❑ **Objectives:**
 - ◆ Evaluate DMR performance, effectiveness, and suitability.
 - ◆ Verify DMR interoperability with UHF SATCOM legacy systems.
 - ◆ Assess UHF Line-of-Sight (LOS) capabilities.
 - ◆ Exercise designated shipboard operators & maintainers

DT-IIE

Test Approach



Exercise DMR in a manner identical to the way COMOPTEVFOR will test. . .

- ◆ **Conduct TECHEVAL on Not-to-Interfere basis with normal shipboard operations.**
- ◆ **Record data as it occurs during ship's normal course of operations.**
- ◆ **Measure End-to-End performance using UHF SATCOM networks.**
- ◆ **Confirm compliance With JTRS ORD Annex B Maritime/Fixed:**
 - record data and voice statistics
 - test to a 97% confidence level
- ◆ **Verify Integrated Logistics Support (ILS):**
 - validate ILS certification
 - review documentation (i.e., Technical Manuals, etc.)
 - Assess training



DMR Procurement Plan

Platforms	FY99 Lrip One	FY00 LRIP TWO	FY01	FY02	FY03	FY04	FY05	FY06	FY07
OPN-DMR	15	26	0	22	49	9	2	7	13
OPN-JIMINI	59	12	0	16	8	0	2	0	0
HF-DMR		62			15	31	6	31	23
LPD 17-18		18							
CVN 69/76		4							
LPD 19-20			18						
DDG 93-95			21						
DDG 96-98				21					
LPD 21-22					18				
DDG 99-101				21					
LPD 23-24						18			
DDG 102-103					14				
LPD 25-26						18			
CVN 70					14				
LHD 8					12				
Total	74	122	39	80	130	76	10	38	36



SATCOM Fielding

□ Methodology:

- ◆ No units will be fielded until Milestone III.
- ◆ Installation priorities IAW IT-21 implementation matrix.
- ◆ Planned ship class DMR quantities:

SHIP CLASS	DMRs REQUIRED	SHIP CLASS	DMRs Required
CVN	3	DD	2
CV	3	FFG	1
AGF	3	MCS	3
LCC	3	MCM	1
LHA	3	MHC	1
LHD	3	AOE	1
LPD	2	AO	1
LSD	2	ARS	1
CG	2	AS	1



Conclusions

- ❑ **DMR – state-of-the-art system that will revolutionize RF communications in the fleet. . .**
 - ◆ **Consolidated capability**
 - ◆ **Automated**
 - ◆ **Flexible**
 - ◆ **Smaller**
 - ◆ **More powerful**
 - ◆ **Software Upgradeable**

- ❑ **Progressive acquisition strategy will provide “Best Value” product.**

- ❑ **The revolution that DMR/JTRS brings the user, will serve as the cornerstone in the overall radio room automation vision of PMW179.**

- ❑ **Need feedback from the user to best help us help you.**

- ❑ **Need you (user) to help us win support for greater expansion of DMR and future DMR capabilities with Navy leadership.**



Points of Contact

- ◆ **Program Manager: CAPT Madsen (619) 524-7530;**
madsenc@spawar.navy.mil
- ◆ **Assistant Prog Manager: Jim Stein (858) 537-0495;**
steinj@spawar.navy.mil
- ◆ **Acquisition Prog Manager: Dave Murray, (619) 524-7549;**
murrayd@spawar.navy.mil
- ◆ **Technical Director PMW 179: Karl Cain (619) 524-7614;**
kcain@spawar.navy.mil