

REPORT DOCUMENTATION PAGE

Form Approved
OMB No. 074-0188

Public reporting burden for this collection of information is estimated to average 1 hour per response, including the time for reviewing instructions, searching existing data sources, gathering and maintaining the data needed, and completing and reviewing this collection of information. Send comments regarding this burden estimate or any other aspect of this collection of information, including suggestions for reducing this burden to Washington Headquarters Services, Directorate for Information Operations and Reports, 1215 Jefferson Davis Highway, Suite 1204, Arlington, VA 22202-4302, and to the Office of Management and Budget, Paperwork Reduction Project (0704-0188), Washington, DC 20503

1. AGENCY USE ONLY (Leave blank)	2. REPORT DATE 8 May 2002	3. REPORT TYPE AND DATES COVERED Final Technical Report (2/9/2001 – 2/28/2002 2002)
----------------------------------	------------------------------	--

4. TITLE AND SUBTITLE ARN Program PDIT Final Technical Report	5. FUNDING NUMBERS Contract GS-35F-0112L/ SP0103-01-FA026
---	---

6. AUTHOR(S) Michael H. O'Connell

7. PERFORMING ORGANIZATION NAME(S) AND ADDRESS(ES) Product Data Integration Technologies, Inc. 444 W Ocean Blvd, Suite 1800 Long Beach, CA 90802	8. PERFORMING ORGANIZATION REPORT NUMBER
--	---

9. SPONSORING / MONITORING AGENCY NAME(S) AND ADDRESS(ES) Apparel Research Network Program HQ, Defense Logistics Agency Fort Belvoir, VA	10. SPONSORING / MONITORING AGENCY REPORT NUMBER
---	---

11. SUPPLEMENTARY NOTES

12a. DISTRIBUTION / AVAILABILITY STATEMENT
DISTRIBUTION STATEMENT A
Approved for Public Release
Distribution Unlimited

20020625 084

13. ABSTRACT (Maximum 200 Words)

The DLA and DSCP sponsored Apparel Research Network (ARN) program's primary goals are to reduce total supply chain costs and inventory levels while minimizing retail shortages. The foundation for the achievement of these goals is the existence of a web accessible database that provides total supply chain asset visibility to all functions that make decisions or consume apparel items. PDIT's ARN assignments were to create the web accessible database, create decision support tools that utilize this database, and develop tools for use by apparel manufacturers and bill and hold contractors that capture the data needed to fill voids in the total supply chain asset visibility picture. PDIT initiated three key projects to address these assignments. The ARN Asset Visibility System database (AAVS DataMart) was developed to create the central repository for total supply chain asset visibility. VIM (Virtual Item Manager) was created to provide visibility and decision support tools. VIM-ASAP(ARN Supply-chain Automated Processing) was developed to support apparel manufacturers and bill and hold contractors while capturing order and shipment status data needed to make more informed decisions.

14. SUBJECT TERMS Data Warehouse, Apparel, Supply Chain Management, Asset Visibility, Wholesale Inventory Reduction, Internet, Bill and Hold Contractors	15. NUMBER OF PAGES 181
	16. PRICE CODE

17. SECURITY CLASSIFICATION OF REPORT UNCLASSIFIED	18. SECURITY CLASSIFICATION OF THIS PAGE UNCLASSIFIED	19. SECURITY CLASSIFICATION OF ABSTRACT UNCLASSIFIED	20. LIMITATION OF ABSTRACT None
---	--	---	------------------------------------

ARN Program PDIT Final Technical Report

Contract GS-35F-0112L/SP0103-01-FA026



Prepared for:

Apparel Research Network Program
Defense Logistics Agency
DSCP and HQ, Fort Belvoir, VA

Prepared by:



Product Data Integration Technologies, Inc.

444 West Ocean Blvd., Suite 1800

Long Beach, California 90802

(562) 495-6500

(562) 495-6509 Fax

info@pdit.com

<http://www.pdit.com>

April 9, 2002

Table of Contents

Preface	1
Executive Summary	2
Introduction	4
1 ARN System Architecture	5
1.1 Operational Architecture	5
1.2 Computer System Infrastructure	7
2 AAVS DataMart	9
2.1 Wholesale Data Sources	9
2.2 Manufacturing Data Sources	11
2.3 Retail Data Sources	12
2.4 Associated Data Sources	12
2.5 AAVS DataMart Data Quality and Reliability	16
3 AAVS DataMart Extractions	18
3.1 VIM Functions Developed and Managed by ATI	18
3.2 Access via AAVS ftp Site	18
4 System Components	19
4.1 VIM-ASAP	19
4.2 VIM – Virtual Item Manager	28
5 Tasks Performed For This Contract	43
5.1 Develop and Support the AAVS DataMart	43
5.2 Manufacturer Support	45
5.3 Develop and Support VIM Functions	50
5.4 Training Support	51
5.5 Project Management	51
6 Conclusions	53

List of Figures

Figure 1 – Total Supply Chain Flow of Product, Orders, and Data.....	2
Figure 2 – ARN Operational Scenario	5
Figure 3 – Computer System Components	8
Figure 4 – SAMMS Extraction for the AAVS DataMart.....	9
Figure 5 – VIM-ASAP User Login Web Page.....	19
Figure 6 – Administrative Functions Supported By VIM-ASAP	20
Figure 7 – Manufacturing Functions Supported By VIM-ASAP.....	20
Figure 8 – Depot Functions Supported By VIM-ASAP	20
Figure 9 – Traditional Manufacturing Processes Affected by VIM-ASAP	21
Figure 10 – Manufacturing Processes Using VIM-ASAP	22
Figure 11 –Bill and Hold Contractor’s Depot Processes Affected by VIM-ASAP	23
Figure 12 – Bill and Hold Contractor’s Depot Processes Using VIM-ASAP	24
Figure 13 – Sample of Digital Contract (DD Form 1155)	25
Figure 14 – Invoice Preparation (DD Form 250).....	25
Figure 15 – Paper Invoice and Related Container Labels.....	26
Figure 16 – Payment Tracking	26
Figure 17 – Selection of Requisitions for Processing	27
Figure 18 – Paper MROs (DD Form 1348-1A)	27
Figure 19 – DSCP Inventory Records for Each Bill and Hold Contractor	28
Figure 20 – Sample Set Order Sequence for Sizes Web Page	31
Figure 21 – Sample DAM Rollup Web Page.....	31
Figure 22 – Sample Invalid Address Code.....	32
Figure 23 – Sample Missing Size Data	32
Figure 24 – Sample Invalid Translation Code	33
Figure 25 – Sample View Inventory Trends	33
Figure 26 – Sample View Consumption Based Tariffs.....	34
Figure 27 – Sample View Delivery Order Completion Tracking	35
Figure 28 – Sample Order Ship Times.....	36
Figure 29 – Sample Order Ship Times (Confidence Curve).....	36
Figure 30 – Sample Order Ship Times (Time Phased Chart)	37
Figure 31 – Sample Order Ship Times (Summary Chart).....	37
Figure 32 – Sample of View Recruit Forecasts.....	38
Figure 33 – Sample of Define Production Mix of Sizes (Graphical).....	38
Figure 34 – Sample of Define Production Mix of Sizes (Tabular)	39
Figure 35 – Sample Place/Release Hold On Delivery Order	39
Figure 36 – Sample Identify Negotiated Capacity	39
Figure 37 – Sample Update Contract Prices	40
Figure 38 – Sample View ASAP Compliance	40
Figure 39 – Sample Add/Delete/Modify Users.....	41
Figure 40 – Sample Add/Delete/Modify User Groups.....	41
Figure 41 – Sample Define Bill and Hold Contractor’s DODAAC/RIC	42
Figure 42 – Sample View Army Black Beret Total Supply Chain Counts.....	42

List of Tables

Table 1 – Manually Created Table for DFAS Codes and Addresses.....	13
Table 2 – AAVS DataMart Data Quality Problem Log.....	16
Table 3 – AAVS DataMart Update Problem History Log.....	17
Table 4 – AAVS FTP Sites and Content of Files.....	18
Table 5 – VIM Functions, Status, and Development Responsibility.....	28

Appendices

- A Acronyms
- B AAVS DataMart Data Quality Problem Log
- C AAVS DataMart Problem History
- D VIM-ASAP v2.0 Users Manual
- E VIM-ASAP Overview
- F MILSTRIP and MILSTRAP Usage Rules
- G MILSTRIP and MILSTRAP Formats
- H VIM-ASAP Implementation Status

Preface

This Final Technical Report covers all the work done on contract GS-35F-0112L Delivery Order SP0103-01-FA026 and modifications P0001 and P0002. The work was performed beginning on February 9, 2001 and was completed on February 28, 2002. This report is built upon the foundation of all previous ARN work so that a complete picture can be presented of how the just completed tasks relate to the entire ARN system.

Executive Summary

The DLA (Defense Logistics Agency) and DSCP (Defense Supply Center Philadelphia) sponsored ARN (Apparel Research Network) program's primary goals are to reduce total supply chain costs and inventory levels while minimizing retail shortages. The foundation for the achievement of these goals is the existence of a web accessible database that provides total supply chain asset visibility to all functions that make decisions or consumes apparel items (see Figure 1). PDIT's (Product Data Integration Technologies, Inc.) ARN assignments were to create the web accessible database, create decision support tools that utilize this database, and develop tools for use by apparel manufacturers and bill and hold contractors that capture the data needed to fill voids in the total supply chain asset visibility picture. PDIT initiated three key projects to address these assignments. The ARN Asset Visibility System database (AAVS DataMart) was developed to create the central repository for total supply chain asset visibility. VIM (Virtual Item Manager) was created to provide visibility and decision support tools. VIM-ASAP (ARN Supply-chain Automated Processing) was developed to support apparel manufacturers and bill and hold contractors. All of these efforts were focused on providing total supply chain visibility to help DLA and the military service's personnel make more informed decisions.

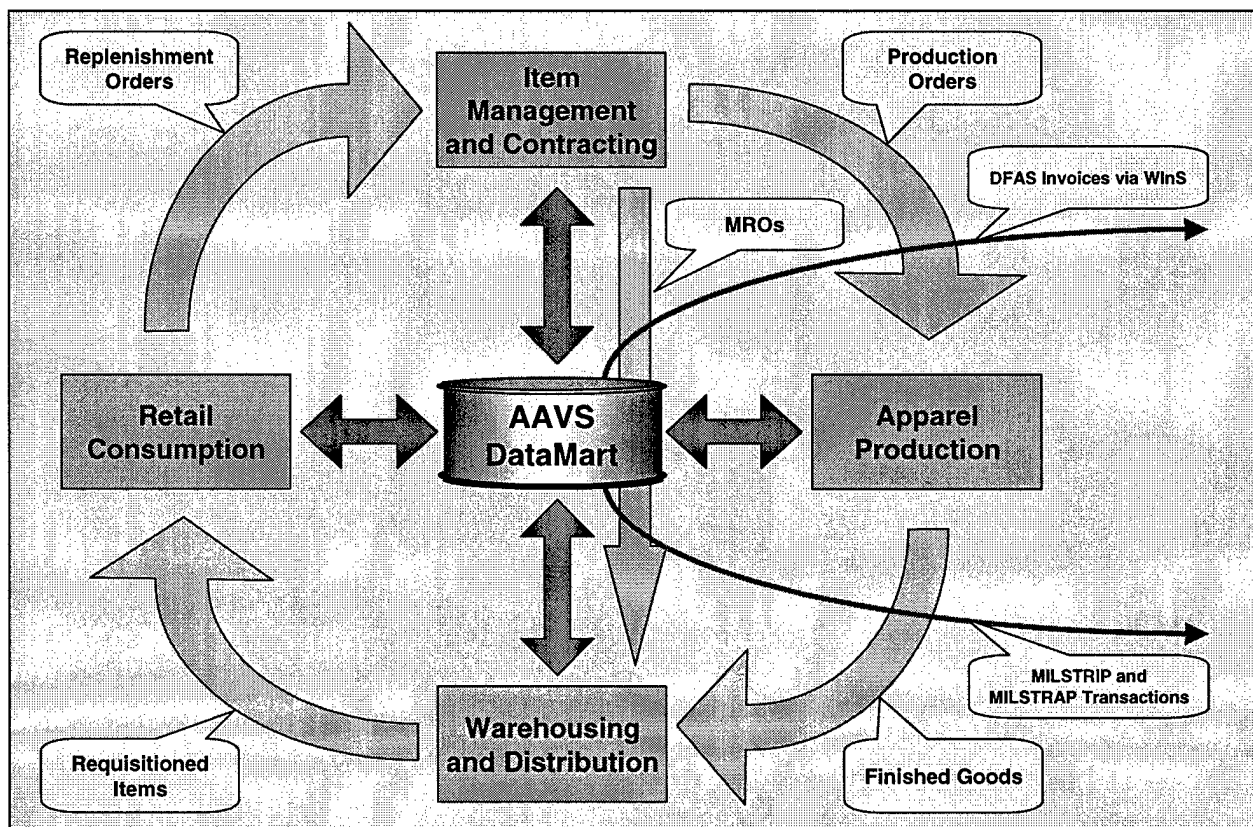


Figure 1 – Total Supply Chain Flow of Product, Orders, and Data

The AAVS DataMart is an integrated collection of data from a variety of legacy and ARN developed systems. The legacy system data provides part of the total supply chain data, e.g., contracts, requisitions, depot inventory levels, payment responsibilities, administrative offices,

requisitions, and manufacturing, retail, and wholesale addresses. The ARN developed systems provide the rest of the data about the total supply chain, e.g., bill and hold contractor shipments, retail consumption patterns, and production status. The current version of the AAVS DataMart contains apparel items for all military services and data related to those items, e.g., retail addresses that received shipments. Completeness of data and consistency between sources of data was a significant problem that was addressed with PDIT developed screening software.

VIM is a collection of web accessible tools that utilize data from the AAVS DataMart to provide visibility and decision support. Current VIM tools provide views of retail assets, manufacturing production status, warehouse inventory levels at specific depots, retail and depot inventory valuations, and hyperlinks to a series of other ARN developed functions.

VIM-ASAP is a web accessible tool that is used by defense apparel manufacturers and bill and hold contractors to record production status, create invoices and shipping documents, operate a depot, and generate all appropriate electronic transactions to complete the picture of the total supply chain. It performs all of these functions by accessing contract, requisition, and product data to present each contractor with only their own specific subset of the information that they are responsible for. It facilitates the capture of the shipment data by utilizing the AAVS DataMart data to capture the information needed to complete all required DoD forms and transactions. This reduces the time it takes each manufacturer to prepare their documents and improves the quality and completeness of each document and transaction.

The results of these efforts can be seen in the significant inventory reductions that have been seen at the Marine Corps Recruit Training Centers (RTC), the improvements at the Army CIIPs (Clothing Initial Inventory Points), and in the growth of the use of VIM-ASAP to capture production status and shipment data. The results can also be seen in the timeliness and accuracy of all the electronic transactions and the significant improvement in contractor payments that is a direct result of working from a single source of data for all documents and electronic transactions.

Introduction

This report provides a summary of the work done by PDIT for the ARN program for Contract SP0103-01-FA026. All other documents produced for this contract, both CDRL and non-CDRL (Contract Data Requirement List), are provided as appendices to this report. The monthly status and financial reports were delivered each month and therefore are not included as attachments to this report. The primary objective for PDIT's work on this contract was to build a single complete supply chain database from a collection of heterogeneous legacy system databases and to make this data available over the Internet for anyone with an interest in some facet of the total supply chain. The visibility into the total supply chain provides the information required to make decisions that can both reduce inventory levels and shortages. The work that PDIT has done to achieve this objective is explained in the following six sections:

1. The first section identifies the ARN System Architecture using both operational and computer system architectures.
2. The second section identifies the structure and content of the AAVS DataMart, the legacy systems that provide the data, and the ftp sites that provide data to other ARN systems.
3. The third section identifies the extractions from the AAVS DataMart for a variety of ARN related applications.
4. The fourth section identifies the VIM systems developed by PDIT for the ARN program.
5. The fifth section identifies the specific tasks that were performed on this contract.
6. The sixth and final section provides summary level conclusions for this report.

1 ARN System Architecture

The ARN System Architecture can be viewed from either an operational or computer system infrastructure perspective. The operational architecture identifies each of the total supply chain functions, how they relate to each other, and what automated support systems they use. The computer system architecture identifies all the computer and communications related equipment and interfaces.

1.1 Operational Architecture

The ARN SCS (Supply Chain System) Operational Architecture is depicted in Figure 2. The processing steps show the interrelationships of the retail, wholesale, and manufacturing segments of the C&T (Clothing & Textile) supply chain and the ARN and related systems that support this process. Solid blue lines are used to indicate material or document flow. Dashed red lines are used to indicate the flow of data.

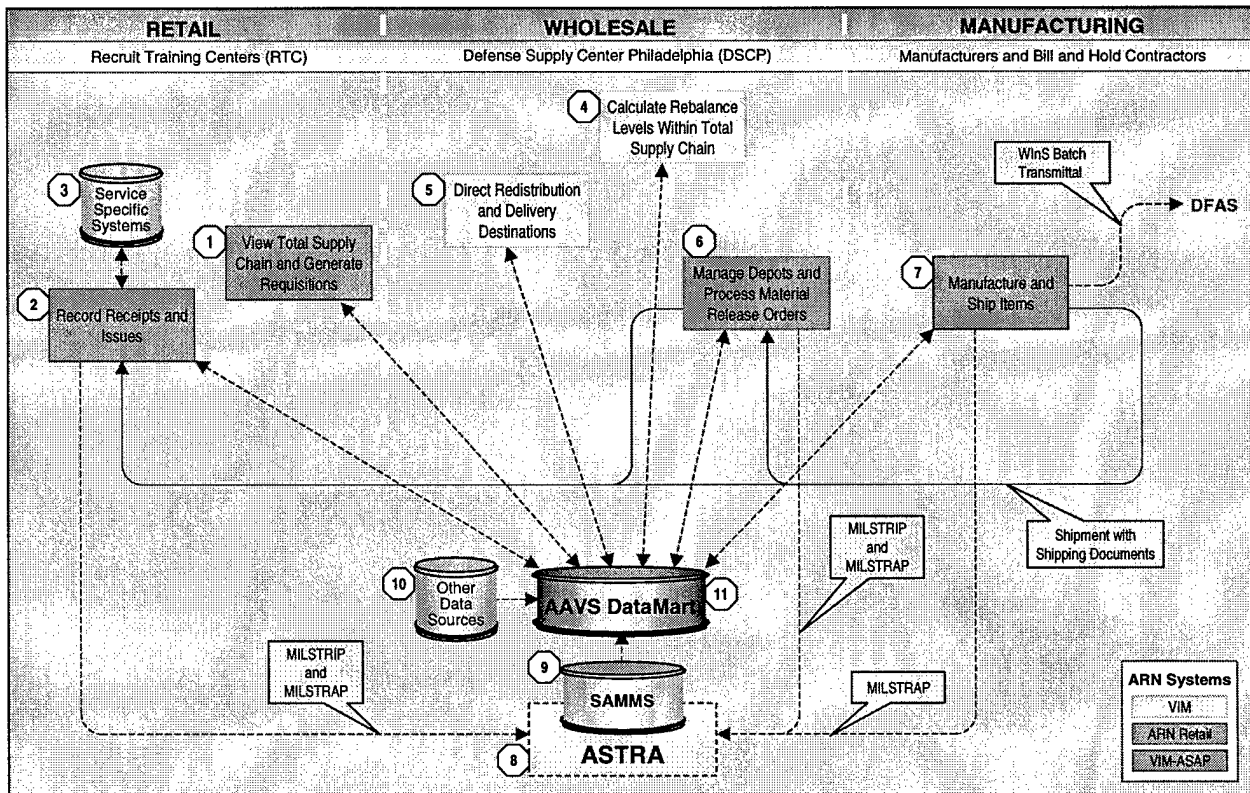


Figure 2 – ARN Operational Scenario

Processing steps and data sources are identified by the numbers in white octagons of Figure 2 and are described as follows:

1. View Total Supply Chain and Generate Requisitions: Retail personnel utilizes the local inventory management and control system to initiate system functions and begin the daily supply cycle. They may set or change the system’s inventory management parameters. Among these is the Annual Shipping Plan, which represents the budgeted numbers of recruits

beginning their training each week, and is entered into the system as soon as it is received. Among the many other parameters that may be set are prices, option to order unit pack or exact number of each item, source of supply, and review of Reorder Objectives. Reorder Objectives represent the Safety Level Days, Reorder Point Days and Reorder Quantity Days.

2. Record Receipts and Issues: Calculate Inventory Levels and Generate Suggested Order List: The Predictive Forecasting Module is initiated to establish the relationship between the predicted number of recruits and the reorder levels. The system will generate the revised reorder levels (Safety Stock, Reorder Point and Reorder Quantity) for each active item based on three variables. The first variable is the average daily usage per item. The second variable is the "Recruit Load Factor" which represents the increase or decrease of Recruit Activity over the average annual weekly activity for weeks T+2 through T+6. The final variables are the Reorder Objectives. The operator executes the program to compile a list of those items that need to be ordered. After compiling the list, the system will then display the items it recommends should be ordered. The operator then has the ability to add new items to the list, delete items from the list or change the suggested order quantity. The local retail system performs the usual supply functions of requisition processing, receiving, and issuing stock; cash sales, quality deficiency reporting, inventory adjustments, credits, warehouse denials, and physical inventory. The end of day close outs closes activity each day and prepares system for the next day's activity. Requisitions are processed into either a DSCP Requisition or a Local Purchase Order. The system extracts all MILSTRIP (Military Standard Requisitioning and Issue Procedures) transactions generated during the current day's activity for upload into MUMMS (Marine Corps Unified Material Management System) or other legacy system. The system then extracts the daily activity currently required by AAVS DataMart. The data is separated into four tables. They are: Item Master which stores the summary of the activity by item; Daily Issues which contains all the issues for the day; Daily Receipts which contains all receipts entered for the day; and, Open Requisitions which contains all open DSCP Requisitions and Local Purchase Orders. Supply and financial transactions are transmitted each day in MILSTRIP format as required by MUMMS (USMC) and other services legacy systems
3. Service Specific Systems: Issues are recorded using each of the service's systems. Each day's data is collected and sent to the AAVS DataMart.
4. Calculate Rebalance Levels Within Total Supply Chain: Calculations are made that analyze consumption and total supply chain inventories and existing orders required to rebalance the materials across the total supply chain. The DSCP Item Manager is shown the results of the analysis both graphically and in tabular form to either accept the results of the analysis or override it based on other knowledge. The Item Manager is responsible for initializing the negotiated production level for each DAM (Defense Apparel Manufacturer) for each of the PGCs (Product Group Code) that they have a contract to produce.
5. Direct Redistribution and Delivery Destinations: The DSCP Item Manager looks across the total supply chain to analyze demand, consumption, and stock locations to decide where and how much material should be positioned at the various retail and wholesale sites. The combination of balancing the supply chain and the analysis of retail demand and locations is used to develop recommendations to the DSCP Item Manager for delivery orders and

material replenishment orders that directs the production and redistribution of materials. The Item Manager is responsible for setting a variety of parameters that guide the decisions made by the system, including parameters such as order of depot preferences for filling retail requisitions.

6. Manage Depots and Process Material Release Orders: There are two types of depots. The first is the DLA operated depots that use their own legacy systems to perform all their functions, including generating all updates to SAMMS. The ARN systems do not impact these depots directly. All interaction with these depots is done through SAMMS. The second type of depot is operated by bill and hold contracts who use VIM-ASAP to manage their inventories, receive and process requisitions, generate all the required shipping documents and MRO (Material Release Order) forms, and format and transmit all MILSTRIP and MILSTRAP transactions.
7. Manufacture and Ship Items: The ARN system called VIM-ASAP supports clothing and textile manufacturers with functions that provide access to digital contracts, supports the recording of production status, generates all invoices and shipping documentation, formats and transmits digital invoices to DFAS, and tracks DFAS payments for each CLIN (Contract Line Item Number) in every invoice.
8. ASTRA: ASTRA stands for ARN Supply-chain Transaction Repository for Action. Its primary function is to accept transactions that are being transmitted to SAMMS by any of the ARN functions and to verify that each of the transactions was transmitted and accepted by SAMMS.
9. SAMMS: The source for much of the AAVS DataMart data is extracted from SAMMS. SAMMS contains a wide range of data, including retail requisitions, manufacturer's contracts, and depot inventory levels for all NSNs (National Stock Number). SAMMS is updated by a variety of ARN systems using MILSTRIP or MILSTRAP transactions.
10. Other Data Sources: The other data provides manufacturer's names and addresses, DFAS (Defense Finance and Accounting System) billing addresses, depot identifications, DFAS payment status, and a wide variety of related data.
11. AAVS DataMart: The AAVS DataMart provides total asset visibility for all retail, wholesale, and manufacturing activities. At the retail level it tracks consumption, demand, and on-hand inventory levels. At the wholesale level it tracks depot supplies and requisitions by location. At the manufacturing level it tracks contracts, production status, and shipments.

1.2 Computer System Infrastructure

ARN systems (see Figure 3) are supported by a two-server production configuration, two development (i.e., test) servers, a shared battery backup for both production servers, and an Internet controller for access to the Internet Service Provider over a T1 line. The two production servers support the following:

- o AAVS: The AAVS DataMart is kept on the database server
- o AAVS2: All web and ftp access is provided by the web server

There are two test servers with the functions split just like the production servers. All of the servers utilize Windows 2000 as their operating system. The database software for both the production and development servers is Microsoft SQL Server 2000. Verisign provides the encryption protection.

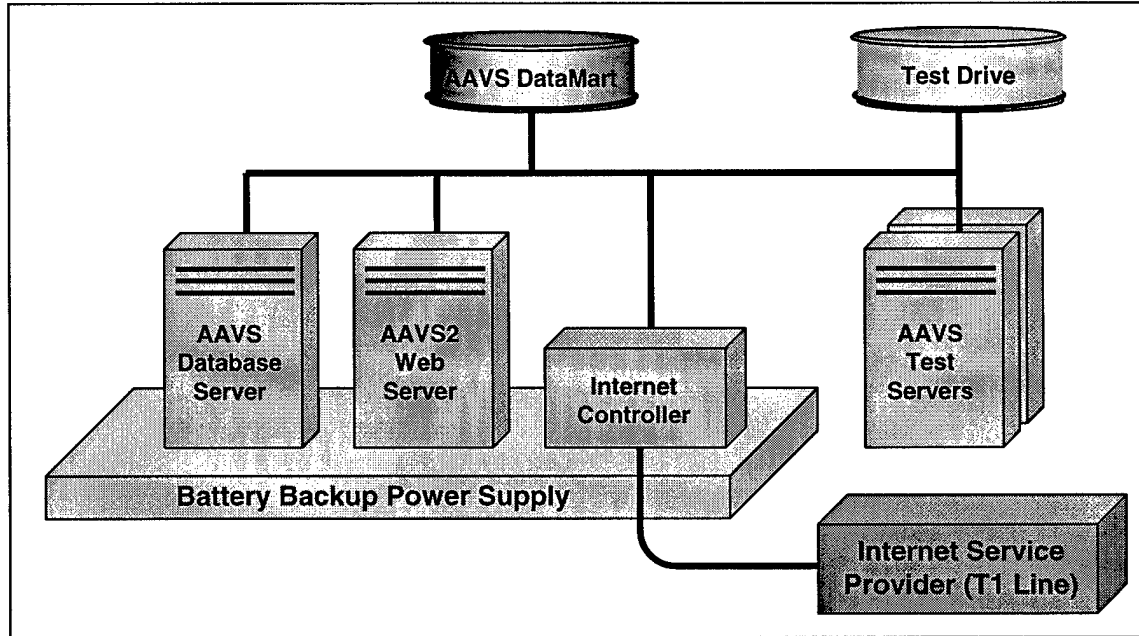


Figure 3 – Computer System Components

2 AAVS DataMart

The ARN Asset Visibility System (AAVS) DataMart is built from a collection of four classes of data sources. This collection of information provides for visibility into the total apparel supply chain. The type of data collected from each legacy system is as follows:

- 1) **Wholesale:** The sole source of wholesale data is a DLA system called SAMMS. Wholesale data addresses product identification, contracts, requisitions, and depot inventory quantities and locations.
- 2) **Manufacturing:** The sole source of manufacturing data is an ARN developed system called VIM-ASAP. Manufacturing data addresses delivery order queues, production status, and shipments.
- 3) **Retail:** Retail data is collected from Marine Corps and Army recruit training centers as well as from non-recruit sources. Retail data addresses consumption and receipts.
- 4) **Associated Data:** Associated data is collected from a variety of web sites and CD-ROMs that provides data required to complete some of the processing, e.g., shipping addresses, billing addresses, code translations, etc.

2.1 Wholesale Data Sources

The item managers and contracting officers at the DSCP manage their inventories, requisitions, and contracts using SAMMS. SAMMS resides at DSCC (Defense Supply Center Columbus) in Columbus, Ohio (see Figure 4). DSCP in Philadelphia runs a nightly batch extraction to create two Oracle databases for only clothing and textile (C&T) items. One is called the C&T Data Warehouse and the other is called the DSD (Decision Support Database). PDIT in Long Beach initiates a nightly batch extraction from both Oracle databases to create a Microsoft SQL Server 2000 database called the AAVS DataMart. The extraction program runs automatically each night looking to see when any of the SAMMS tables are updated. Once an update to any table is detected it is downloaded, partially replacing the data in the AAVS DataMart. The data is only partially replaced to protect against periodic data problems with the Oracle databases. The partial replacement is focused on ensuring that records are not deleted from the AAVS DataMart until seven days after they were deleted from SAMMS. This is done to protect against inadvertent deletions or partial downloads where some data is missing.

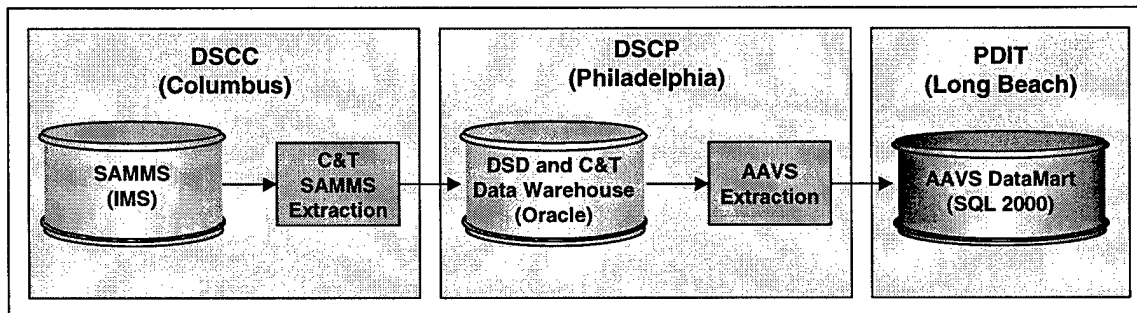


Figure 4 – SAMMS Extraction for the AAVS DataMart

The data extracted from SAMMS is done from a series of related tables. The data is screened so that only active products, contracts, and requisitions are loaded into the AAVS DataMart. The SAMMS tables from the C&T Data Warehouse, include:

- **ACF:** The active contracts file table contains contracting data for currently active contracts for each of the apparel manufacturers, e.g., contract number, NSN, order quantity, ship-to locations, CAS code, payment office code, etc.
- **ARCS1:** The Active Requisition Control/Status table 1 contains retail requisition data, e.g., requisition number, requestor identification, NSN, order quantity, etc.
- **ARCS2:** The Active Requisition Control/Status table 2 contains current requisition status information for each suffix code, e.g., requisition number, status code, status date, etc.
- **ARCS3:** The Active Requisition Control/Status table 3 contains requisition status information once the requisition is assigned to be filled by a specific depot, e.g., depot responsible for filling order, denial code, hold code, etc.
- **ARCS4:** The Active Requisition Control/Status table 4 contains shipment data for each requisition, e.g., transportation control number, mode of shipment, shipment date, etc.
- **DUE:** The Due-In table contains due-in information for shipments from depots to retail, e.g., requisition number, depot, order quantity, ship date, etc.
- **NIR:** The National Inventory Record table contains NSN identification data, e.g., PGC, NSN, service(s) that use the garment, total on-hand issuable quantities, responsible item manager identification, etc.
- **NIR2:** The National Inventory Record table 2 contains inventory level data for each depot, e.g., NSN, depot identification, depot inventory level, etc.
- **ORCS:** The Output Routing Codes table contains DSCP Item Manager identification, name, and phone number.
- **REDF:** The Requisition Exception Data File table contains exception data, e.g., in-the-clear address to be used in place of ship to DODAAC address.
- **SCF:** The Supply Control File table contains information about each NSN, e.g., nomenclature, size, consumption history, etc.
- **VCSF:** The Violation Control and Suspense File table contains requisition related data, such as follow-up inquiries and various types of violations. The data is stored as 80 column MILSTRIP transactions along with various dates and codes.

The SAMMS tables from the DSD, include:

- **THF:** The Transaction History File table contains all of the MILSTRIP and MILSTRAP transactions that change inventory levels.

The AAVS Extraction program accesses only a subset of the SAMMS data from the identified tables for insertion into the AAVS DataMart. The data screening rules used to extract the data include:

- All NSNs that are marked as used by any of the military services in the NIR table

- The subset of the above that have a valid PGC in the SCF table
- All contracts in the ACF table that call for any of the above NSNs
- Any of those contracts that are not cancelled, closed, or inactive for more than one year
- All requisitions in the ARCS tables that call for any of the above NSNs
- All depot records in the NIR2 table for any of the above NSNs
- All due-in records in the DUE table for any of the above NSNs

The AAVS DataMart contains a specific subset of the data elements that could be extracted from the SAMMS tables. The specific subset was selected based on the ARN's team knowledge of the use of the data. A list of all SAMMS data elements was circulated to the entire team so each team member could mark the ones they use. The SAMMS data is extracted from an Oracle extraction from SAMMS. The data is screened to only select a specific subset of data that complies with the following:

- All NSNs that begin with an FSC (Federal Supply Class) of "83" and "84"
- Any NSNs that begin with an FSC of "99" whose nomenclature implies apparel
- All of the above NSNs that are marked as used by any of the military services
- All of the above NSNs with non-zero entries in SSC (Standard Supply Code) except for those marked with an SSC of 2 or 6. Specific NSNs with an SSC of 6 are stored if the NSN is from the ARCS1 table and a valid NSN is substituted in the ARCS2 table.
- All contracts that require any of the above NSNs
- All requisitions that require any of the above NSNs
- All depot counts for any of the above NSNs

The AAVS DataMart was expanded to capture data related to special measure orders for a number of manufacturers who needed the data for orders or for the preparation of their DD1155s (contracts) and DD250s (invoices). Special Measurement garments do not have conventional NSNs. They have special coded NSNs where specific characters have specific meaning. The coding is used to correlate special measurement garments with their nomenclature. VIM-ASAP also needed to be modified to handle the non-standard NSNs.

2.2 Manufacturing Data Sources

VIM-ASAP is a web-based system that is used by apparel manufacturers and bill and hold contractors to access contracts, report production status, generate invoices and shipping documents, generate requisitions and shipping documents, and all electronic transactions required to update SAMMS and DFAS. The following data is updated in the AAVS DataMart by VIM-ASAP:

- Cutting status for each CLIN of every contract
- Contract invoicing/shipping status for each CLIN (shipment date, shipment number, invoice number, carrier, carrier tracking number, etc.)
- Requisition shipping status (shipment date, carrier, carrier tracking number, weight, volume, TCN (Transportation Control Number), mode of shipment, etc.)
- Replies to follow-up inquiries
- Manual requisitions from DSCP phoned or faxed orders

2.3 Retail Data Sources

Retail data is collected to understand actual consumption, order ship time patterns, and recruit forecasts. In the past, consumption was calculated from retail requisitions processed at the wholesale level. This tended to skew the consumption data because orders were largely budget driven with large orders when funds were available and smaller orders when the budgets were tight. Today consumption is tracked using two methods. Army and Marine Corps recruit consumption is tracked at the point of issue when ownership is transferred from the DLA owned depot to the recruit's service. All other consumption is tracked from the SAMMS requisitions where each requisition is treated as replenishment. Non-recruit training locations do not carry large inventories and tend to place replenishment orders that are very close to actual consumption, especially when all of the orders are grouped into a twelve month running average.

2.4 Associated Data Sources

A number of data sources were identified and pertinent data extracted to provide a complete AAVS DataMart source of data for use by all ARN applications. The following data sources were used to acquire the needed data:

2.4.1 CAGE/Manufacturers Identification

CAGE (Commercial And Government Entity code) data is acquired quarterly (CD-ROM for \$22.75) from the Defense Logistics Information Service, Freedom of Information Office, 74 Washington Avenue N., Battle Creek, MI 49017-3084. The data that is extracted from this CD-ROM includes:

- o CAGE
- o DODAAC
- o Company name
- o Number and street
- o City, State, and Zip with dash number
- o Country
- o Phone number
- o Fax number
- o Type of company (commercial versus government)

2.4.2 DFAS/Pay Office Codes

DFAS identifies their payment offices with a DODAAC and a mailing address that is slightly different than the address found in the DAAS (Defense Automated Addressing System) DODAAC data. DSCP defines the payment office using the SAMMS ACF (Active Contracts File) table with a two character alphanumeric code "PAYMT_OFCD". No automated source exists that correlates the DFAS DODAAC with the SAMMS code. The combination of the lack of an automated correlation and the disjoint between the two DODAAC addresses necessitated the creation of a manual table (see Table 1) that was created by working with DFAS personnel to get accurate information for the DFAS addresses and the SAMMS code correlations. The address data was extracted from DFAS's web site: <https://ecweb.dfas.mil/notes.html>. DFAS accepts electronic payments using two formats, i.e., SAMMS and MOCAS (Mechanization of

Contract Administration System). Pay Codes of 12 and 16 identify the SAMMS formatted invoices while all other codes identify MOCAS invoices.

Table 1 – Manually Created Table for DFAS Codes and Addresses

Pay Code	DODAAC	DD 250 Name	DD250 Title	DD250 Address	DD250 City, State Zip
01	SC1020	DFAS Columbus Center	DFAS-CO-JSA/Southeast Division	P.O. Box 182225	Columbus, OH 43218-2225
09	SC1034	DFAS Columbus Center	DFAS-CO-JSC/Capitol Division	P.O. Box 182263	Columbus, OH 43218-2263
12	SC0100	DFAS Columbus Center	DFAS/CO/LSCBA/C&T	P.O. Box 182317	Columbus, OH 43218-6248
16	SC0100	DFAS Columbus Center	DFAS/CO/LSCBA/C&T	P.O. Box 182317	Columbus, OH 43218-6248
A1	SC1020	DFAS Columbus Center	DFAS-CO-JSA/Southeast Division	P.O. Box 182225	Columbus, OH 43218-2225
A2	SC1016	DFAS Columbus Center	DFAS-CO-JNB/Bunker Hill Division	P.O. Box 182077	Columbus, OH 43218-2077
A3	SC1028	DFAS Columbus Center	DFAS-CO-JWPR	P.O. Box 182317	Columbus, OH 43218-2317
A4	SC1018	DFAS Columbus Center	DFAS-CO-JNF/New Dominion Division	P.O. Box 182041	Columbus, OH 43218-2041
A5	SC1030	DFAS Columbus Center	DFAS-CO-JSD/Chesapeake Division	P.O. Box 182264	Columbus, OH 43218-2264
A7	SC1028	DFAS Columbus Center	DFAS-CO-JWB/Gateway Division	P.O. Box 182251	Columbus, OH 43218-2251
A8	SC1032	DFAS Columbus Center	DFAS-CO-JNC/Minuteman Division	P.O. Box 182266	Columbus, OH 43218-2266
A9	SC1018	DFAS Columbus Center	DFAS-CO/All American	P.O. Box 182317	Columbus, OH 43218-2317
B0	SC1028	DFAS Columbus Center	DFAS-CO-JWB/Gateway Division	P.O. Box 182251	Columbus, OH 43218-2251
B2	SC1032	DFAS Columbus Center	DFAS-CO-JNC/Minuteman Division	P.O. Box 182266	Columbus, OH 43218-2266
B7	SC1004	DFAS Columbus Center	DFAS-CO-JWV/Van Nuys Division	P.O. Box 182157	Columbus, OH 43218-2157
B8	SC1012	DFAS Columbus Center	DFAS-CO-JNA/Liberty Division	P.O. Box 182104	Columbus, OH 43218-2104
B9	SC1010	DFAS Columbus Center	DFAS-CO-JND/Independence Division	P.O. Box 182362	Columbus, OH 43218-2362
C9	SC1030	DFAS Columbus Center	DFAS-CO-JSD/Chesapeake Division	P.O. Box 182264	Columbus, OH 43218-2264
D7	SC1006	DFAS Columbus Center	DFAS-CO-JWT/Santa Ana Division	P.O. Box 182381	Columbus, OH 43218-2381
D9	SC1034	DFAS Columbus Center	DFAS-CO-JSC/Capitol Division	P.O. Box 182263	Columbus, OH 43218-2263
E7	HQ0339	DFAS Columbus Center	DFAS-CO-JWC/West Entitlement Operations	P.O. Box 182381	Columbus, OH 43218-2381
E8	HQ0338	DFAS Columbus Center	DFAS-CO-JSCB/South Entitlement Operations	P.O. Box 182264	Columbus, OH 43218-2264

2.4.3 CAS/Administered By Offices

The Federal Directory of Contract Administrative Services (CAS) codes are maintained by the Defense Contract Management Agency (DCMA). CAS codes are used to identify the office that is responsible for the administrative functions for each contract (Block 10 of the DD 250). The three digit numeric codes are periodically extracted from a text file from the DCMA web site at: <http://www.dcma.mil>. Only government employees may use this site to download the required file (called the CAS Book). DSCP has added to this list with a set of three additional non-standard alpha CAS codes for contracts that are administered in Philadelphia. Standard CAS codes are three digit numbers. The three additional alpha codes are manually entered into the CAS table. The CAS table contains the correlation between the CAS code and its DODAAC.

2.4.4 DODAAC/Government Addresses

The DODAAC table is built from a very large fixed-column text file that is periodically downloaded from a DAAS (Defense Automated Addressing System) web site at: https://www.daas.dla.mil/dodaaf/down_dodaaf.pl. A SQL 2000 stored procedure was developed to read this file to store the extracted information in a database structure. The resultant table contains DODAAC addresses for every government and many commercial sites throughout the world. A small number of commercial sites are assigned DODAACs when they are assigned responsibility to act as a depot to store and deliver government owned items.

The vast majority of these DODAACs are of no interest for the AAVS DataMart. For this reason, a second application was developed that runs each day to extract only pertinent DODAACs for the AAVS DataMart. Pertinent DODAACs are defined as:

- o Ship-To sites identified in the SAMMS ACF table
- o Ship-To sites identified in the SAMMS ARCS tables

- Ship-From sites identified in the SAMMS ARCS tables
- Administered-By offices as defined in the SAMMS ACF table

2.4.5 RIC/Depot Identifiers

The RIC (Routing Identifier Code) table is built from a very large fixed-column text file that is periodically downloaded from a DAAS (Defense Automated Addressing System) web site with the address: https://www.daas.dla.mil/dodaaf/down_dodaaf.pl. A SQL 2000 stored procedure was developed to read this file to store the extracted information in a database structure. The resultant table contains a correlation between the RIC and DODAAC for all government depots throughout the world. A small number of commercial sites are assigned RICs when they are assigned responsibility to act as a depot to store and deliver government owned items.

The vast majority of these RICs are of no interest for the AAVS DataMart. For this reason, a second application was developed that runs each day to extract only pertinent RICs for the AAVS DataMart. Pertinent RICs are defined as those that have pertinent DODAACs as defined in Section 2.4.4.

2.4.6 Freight Codes and Nomenclature

Specific descriptions and codes are required to be placed on all MROs (DD Form 1348-1A). The data is extracted from a monthly updated FEDLOG CD-ROM from the Defense Logistics Information Services (DLIS). All of this data is tied to specific NSNs via FEDLOG. The data that is extracted and stored in the AAVS DataMart includes:

- National Motor Freight Classification Code
- National Motor Freight Classification Nomenclature
- Water Commodity Code
- Type of Cargo Code
- Uniform Weight Classification Code

2.4.7 DFAS Payment Status

Each DD250 is tracked against payment status data from a DFAS system called VPIS (Vendor Pay Inquiry System). The comma delimited text data is downloaded each morning from a DFAS site at: <http://www.dfas.mil/money/vendor/index.htm>. The data is downloaded and stored for each manufacturer that creates DD250. The specific data from VPIS that is kept in the AAVS DataMart includes:

- Invoice number
- Invoice Suffix (created by DFAS as partial payments are made)
- Contract
- Delivery Order
- CLIN
- Check Number
- Voucher Number
- EFT Number
- Invoice Issue Date
- Payment Date

- Invoice Amount
- Payment Amount
- Discount Amount
- Interest Amount
- Pay Status
- Reason Code
- Remarks
- Merchandise Acceptance Date
- Tax Withheld Amount
- Gross Invoice Amount
- Locator Code
- Scheduled Payment Date
- Last Action Date

2.4.8 Miscellaneous Codes

DLA uses a number of codes that each manufacturer and bill and hold contractor must be able to interpret when preparing shipments or filling orders. The codes required for all of the ARN functions extracted from DLA publications at: <http://www.dlaps.hq.dla.mil/SR2.htm>. The following list of codes has been extracted and stored in the AAVS DataMart:

- **Discount Term Code:** Contractor offered discount for early payment (e.g., 1510 = 1% 15)
- **Status Codes:** Requisition status (e.g., BB = Item backordered against a due-in stock)
- **Violation Control Codes:** SAMMS transaction violations (e.g., AD = RIC of Receiving Activity Invalid)
- **Condition Codes:** Condition of garment (e.g., A = Serviceable, issuable without qualification)
- **Fund Codes:** Explains purpose of requisition (e.g., AA = Stock Replenishment – VIP)
- **Advice Codes:** Requestor instructions to depot (e.g., 2J = do not substitute or backorder any unfilled quantities)
- **Mode of Shipment Codes:** Identifies type of carrier (e.g., 5 = Surface-Small Package Carrier)
- **Signal Codes:** Defines use of sources for DODAAC (e.g., J = Ship to DODAAC of Supplementary Address and Bill to DODAAC of Requisition)
- **Special Measurement Codes:** Correlates the three digit special measurement code with the appropriate five digit PGC to get the nomenclature (e.g., 02044 = 507 trousers, men's p/w gab green). The data is taken from a static file maintained by DSCP and downloaded for the AAVS DataMart once.
- **State Codes:** Each state is identified as east or west of the Mississippi river and for the RDC (Regional Distribution Center) region that it is in. This is a static list that was constructed from a DSCP e-mail and knowledge of the states. The data is used to determine the appropriate consolidation point for overseas shipments and to allocate consumption to the appropriate RDC.

2.5 AAVS DataMart Data Quality and Reliability

The data quality of the AAVS DataMart data from SAMMS has been monitored on a daily basis for the past year. A report is prepared and distributed weekly to document the problems and resolutions. A sample from the report is shown in Table 2. The complete report can be found in Appendix B. The log is used to both track the status of corrective actions for the specific instance of the problem, but also to periodically look for patterns of problems that can be corrected with better training or earlier detection and corrective action using a function from VIM.

Table 2 – AAVS DataMart Data Quality Problem Log

Date	Description	Source	Table	Potential Long Term Solution
2/11/2002	DSCP contacted Rick Francis at Tennessee Apparel who contacted PDIT about a problem with ARA transactions that were recording double shipments to a DODOAAC of H98230. An investigation revealed that the correct number of garments were shipped, but that an ARA transaction was generated that doubled the shipment quantity for a dozen MROs. The problem was traced to the VIM-ASAP software not correctly dealing with a DODAAC that had more than one RIC. We found that H98230 had two RICs (HG3 and HM2)	DAASC	RIC	The VIM-ASAP software was changed to ignore additional RICs for a single DODAAC. The change was implemented on 2/12/2002. The investigation found that it is very rare to find more than one RIC for a DODAAC, but it does happen. The software change will ensure that this problem does not occur again.
2/7/2002	<p>On 2/7/2002 the following note was sent to Diane S:</p> <p>Two requisitions (SC1082009739D and SC01081361526D) are marked as SS in SAMMS with Apparel Manufacturing (AMC) as the responsible depot. They did not fill these orders and VIM-ASAP did not transmit an ARO for either one of these. They still have the inventory and SC0108 did not receive a shipment. This happened once before several weeks ago. All we know is that someone is transmitting an ARO and it is not VIM-ASAP and it is not AMC.</p> <p>On 2/8/2002, Diane S responded:</p> <p>Our business office confirmed that JT runs a program for our Navy initiative that closes out all open BAs with DEL as the project code. It's the same program that we run to close out the Army recruit center documents, but we use two different project codes - RDO for redistributions and QLM for the issue transactions - for our transactions. If these requisitions had DEL then that's why they closed out.</p>	SAMMS	ARCS2	It turned out that this problem has occurred four times with the order closed out by DSCP before the depot had a chance to fill the order. DSCP is working to decide how to resolve this problem. Until this happens, PDIT is running a weekly check on the database to find any requisitions that were marked with an SS status before the VIM-ASAP bill and hold contractor has had a chance to fill the order. Whenever we find an order with this problem, we will coordinate with DSCP and the bill and hold contractor to decide what to do about each order.

The reliability of the AAVS DataMart update process is monitored on a daily basis and a report is issued weekly (see Appendix C). A few of the problems that were encountered during the period of performance on this contract are listed in Table 3.

Table 3 – AAVS DataMart Update Problem History Log

Date	Description (all times are for the East Coast)	Type of Problem				
		Late Oracle Update	SAMMS or Oracle Down	DSCP/ PDIT Comm.	PDIT/ ATI Comm.	Other
2/25/2002	The weekly complete tape backup failed over the weekend which caused the Monday morning update for the AAVS DataMart to fail. The problem was fixed Monday morning around noon. QLM Central had already received an update from the weekend run.					X
2/20/2002	PDIT's server was unable to make connection with ATI's server for approximately one hour after the download was scheduled to start. This delayed the completion of the download until 6:30 AM.				X	
12/20/2001	SAMMS was down most of the day on Dec 19 th . When they finally got the system back up, everything ran late. QLM Central was updated before noon on the 20 th .		X			

3 AAVS DataMart Extractions

Different subsets of the AAVS DataMart data elements are provided to a variety of ARN team members for a variety of purposes. The customers for these extractions include ATI, LMI, CAR, and Parris Island. The data is either “pushed” to a customer’s ftp site or provided via an AAVS ftp site for “as required” access and download. Access to the data is controlled with user identifications and passwords.

3.1 VIM Functions Developed and Managed by ATI

The AAVS DataMart update process for SAMMS data is initiated at 1:00 AM (all times are Eastern) each day. Each SAMMS table is checked for its update status and then downloaded as soon as it has been updated. ATI’s VIM functions are primarily interested in the ACF, DUE, NIR, NIR2, three of the ARCS tables, the violation control file, and the transaction history file. The data is not transmitted, i.e., pushed, until all the pertinent tables have been updated. The transmission is started, if the data is available from SAMMS, to meet a transmission completion target of 5:30 AM. The transmission is delayed from the time the data is first available in case additional updates are made to any of the pertinent SAMMS tables. As soon as all AAVS DataMart tables are updated, the remaining tables needed by QLM-Central are “pushed” to the ATI FTP site.

3.2 Access via AAVS ftp Site

A variety of custom extractions are prepared and placed in the appropriate AAVS ftp site (see Table 4) as soon as the nightly AAVS DataMart update process is complete. The QLM-Central update is delayed until 4:00 AM (East Coast Time) so that the latest of the periodic multiple SAMMS updates is transferred to ATI.

Table 4 – AAVS FTP Sites and Content of Files

FTP Site	Data of Interest
AAVS to Parris Island	Marine Corps requisitions
AAVS to DSCP	RTC requisition status
AAVS to LMI	Prices and inventory counts
AAVS to BIFRS	All retail requisitions and depot inventory levels
AAVS to QLM-Retail	Depot inventory counts
AAVS to QLM-Local	CIIPS requisition status
AAVS to QLM-Central	Nearly the entire AAVS DataMart to support ATI developed VIM functions

4 System Components

PDIT has developed two Internet browser based clusters of systems (VIM-ASAP and VIM) that access and update data from the AAVS DataMart. VIM-ASAP supports manufacturers and bill and hold contractors while VIM provides a decision support and status tracking system for DSCP and its customers. VIM-ASAP is the sole responsibility of PDIT while the rest of the VIM functions have been developed by both PDIT and ATI personnel. This document only reviews those VIM functions that were developed by PDIT.

4.1 VIM-ASAP

VIM-ASAP is used by apparel manufacturers and bill and hold contractors to access their contracts, record production status, prepare all invoice and shipping documents, track payment status from DFAS, prepare material release orders and shipping documents, and generate all of the required electronic transactions for all invoices and shipments. The system is accessed using an Internet Browser at <http://vim20.ct-dscp.com>. The version in use at the end of the current contract was Version 2.0. Only authorized users can log onto the system (see Figure 5). A users manual has been developed and released (see Appendix D "VIM-ASAP v 2.0 Users Manual"). An overview document has also been developed and release (see Appendix E "VIM-ASAP Overview").

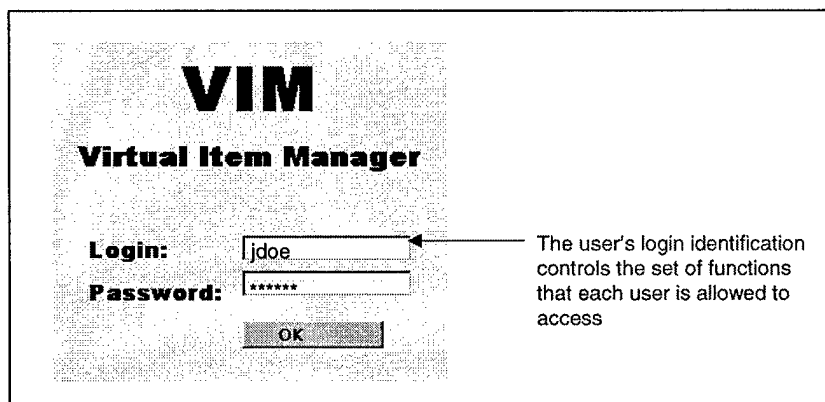


Figure 5 – VIM-ASAP User Login Web Page

All VIM users use the same web site to initiate their use of the system. Each user is identified as either a manufacturer or not. Each user that is a manufacturer is assigned to a CAGE and are only given access to data that is pertinent to that CAGE. They are also given access to a specific set of functions that are called the VIM-ASAP functions. Each CAGE is also identified as either a regular manufacturer or one that is also a bill and hold contractor who also performs DLA depot responsibilities. Each type gets a specific set of functions that are required to support the things they need to do. Users are further identified as either having or not having administrative control over their own data. Every function that can be used by manufacturers and bill and hold contractors and their administrators is shown in Figure 6, Figure 7, and Figure 8. All of the data that is generated by any of these functions is kept in the AAVS DataMart for use by any of the other VIM functions. The administrator's functions (see Figure 6) permit each manufacturer and bill and hold contractor to identify their own users, initialize data for all their invoices (DD Form 250), set the status of their transmission of electronic invoice data to DFAS, set a variety of

options about what the system does for the user, and periodically adjust quantities of items on the production floor or owned by the manufacturer.

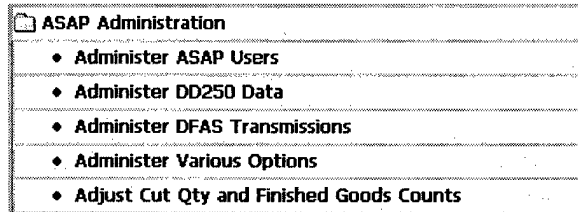


Figure 6 – Administrative Functions Supported By VIM-ASAP

The manufacturing functions (see Figure 7) work with a digital copy of their contracts from the AAVS DataMart. The series of related functions permits each manufacturer to start production of any CLIN in their contracts, view a copy of any contract (DD Form 1155), prepare and subsequently view invoices for completed items (DD Form 250), track the status of their payments from DFAS, prepare and subsequently view all their shipping documents (DD Form 1387), and add or delete NSNs from the list of items they produce.

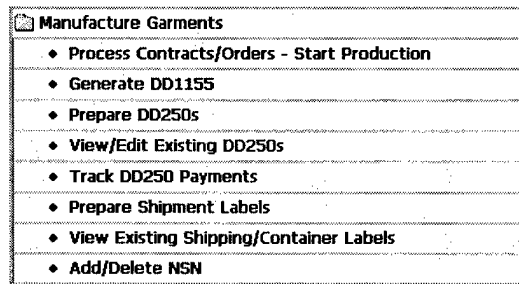


Figure 7 – Manufacturing Functions Supported By VIM-ASAP

The bill and hold depot functions (see Figure 8) work with a digital copy of their requisitions and inventory records from the AAVS DataMart. The series of related functions permits each bill and hold manufacturer to access their queue of unfilled requisitions (a.k.a., MROs DD Form 1348-1A), create verbal or written orders when responding to emergency orders, prepare and subsequently review all the required shipping documents (DD Form 1387), respond to any follow-up inquiries, and prepare reports of inventory levels and the status of shipped requisitions.

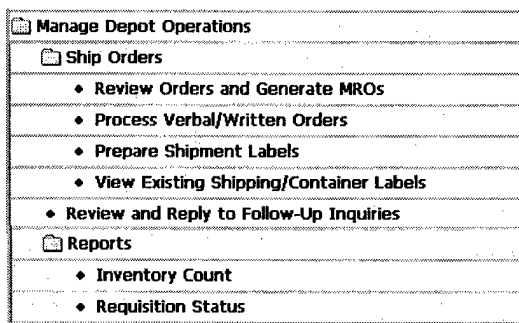


Figure 8 – Depot Functions Supported By VIM-ASAP

4.1.1 VIM-ASAP Impact on Manufacturing Processes

VIM-ASAP addresses the traditional manufacturing processes (see Figure 9) in several significant ways. It converts a series of independent activities where documents are created with

reentered and reformatted data into one where most of those activities are either eliminated or dramatically changed. The traditional process requires the preparation of invoices (DD Form 250) using a variety of tools (e.g., Excel, Adobe Acrobat, etc.) where all of the data must be extracted from a paper contract and entered into all of the appropriate blocks of the form. Most of the same data is then re-entered into a DFAS system by either the contractor using WInS (Web Invoicing System) or DFAS personnel using their own systems. In either case, the data is completely re-entered into another system. The same process is used for shipping labels (DD Form 1387), bar coded container labels, and then into SAMMS via a system called DAMES (DAASC Automated Message Exchange). Keeping all of this data and forms consistent is a nearly impossible task, not to mention, a great deal of work. VIM-ASAP changes the ways invoices are created and eliminates the use of paper contracts, the manual preparation of all forms, as well as the entry of data into WInS and DAMES.

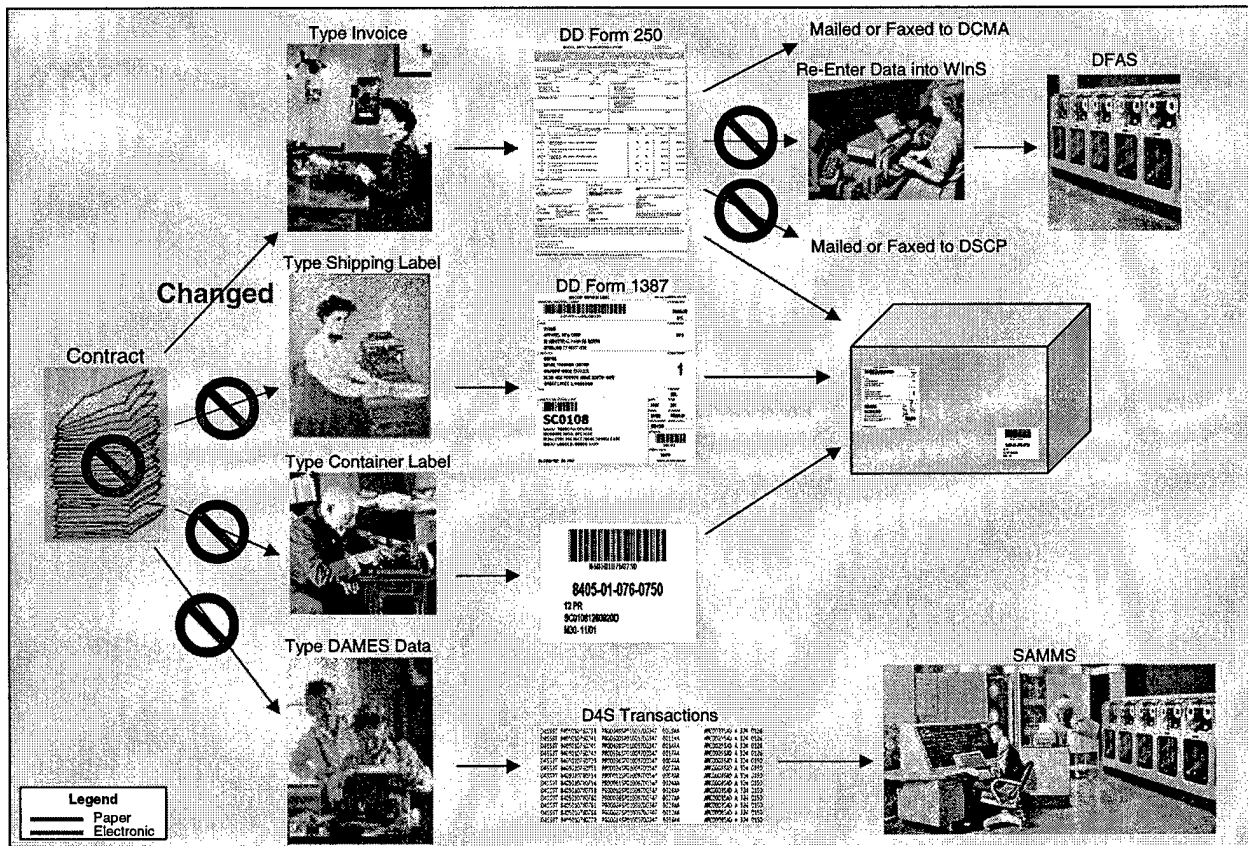


Figure 9 – Traditional Manufacturing Processes Affected by VIM-ASAP

The manufacturing process using VIM-ASAP looks very different (see Figure 10) from the transitional process. All documents and electronic transactions are created from a single source of contract data called the AAVS DataMart. The contract data contains nearly everything required to complete all documents and electronic transmissions. The single input of the current shipment quantity for each CLIN (Contract Line Item Number) initiates the creation of the electronic invoice transmission to DFAS, the printing of all required paper (packing slips and shipping documents), and the generation of all required electronic transmissions to SAMMS (a.k.a., D4S MILSTRAP transactions). There are two principal advantages in the use of VIM-ASAP. The first can be seen in the reduction in time it takes to prepare all the documents and

electronic transactions. The second, the creation of all documents and electronic transactions from a single source has far ranging impacts. The impacts can be seen in accurate and timely supply chain data for decisions by DSCP and in timely and full payments by DFAS to the contractors. The payment process is significantly improved because problems nearly never occur when DFAS receives all the documents and transactions required to make a payment. Because everything is produced from a single source, there cannot be a discrepancy between the paper DD250 signed by the QAR (Quality Assurance Responsibilities), the electronic invoice submitted through WInS, and the contract data extracted from SAMMS. When these three sources match, DFAS has no problems in making very prompt payments.

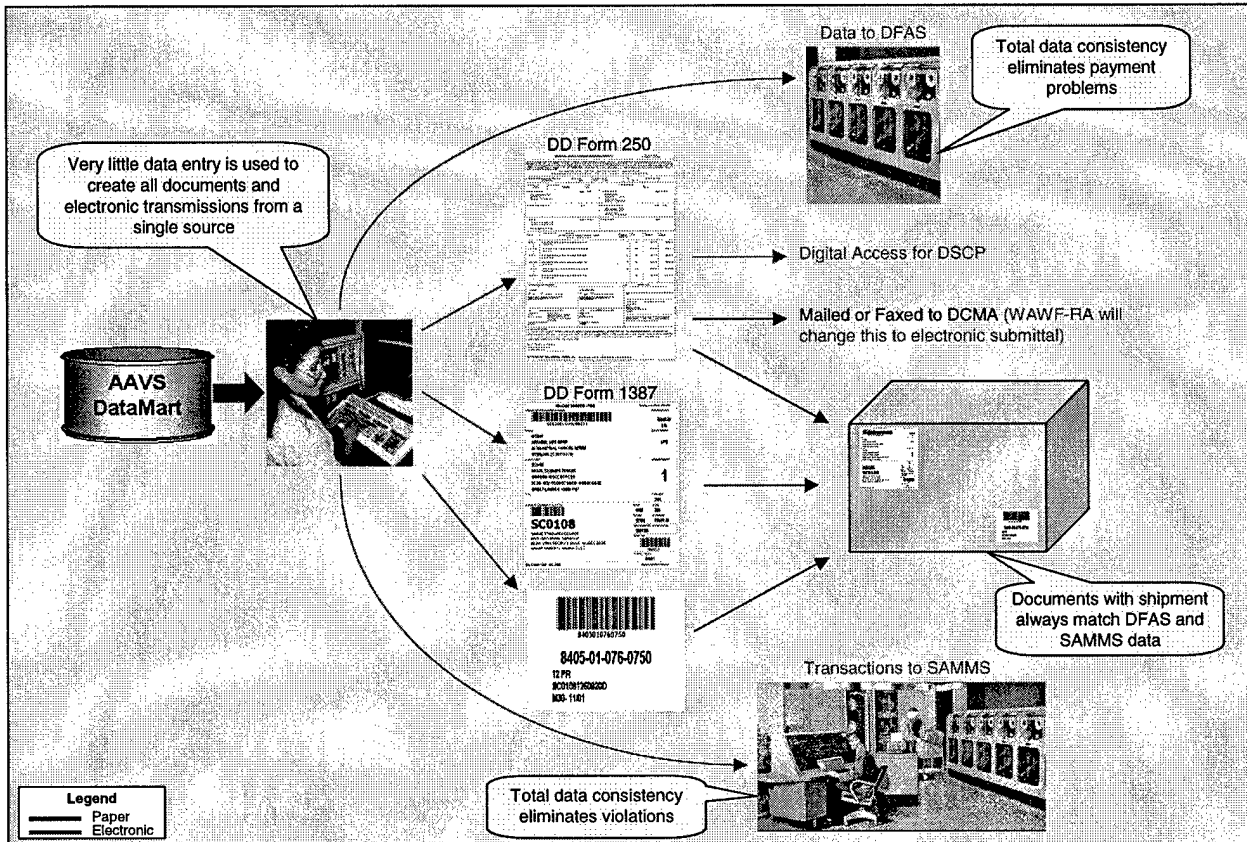


Figure 10 – Manufacturing Processes Using VIM-ASAP

4.1.2 VIM-ASAP Impact on Bill and Hold Contractor's Depot Processes

The use of VIM-ASAP causes a major change in a bill and hold contractor's depot processes (see Figure 11). It converts a series of independent activities where documents are created with reentered and reformatted data into one where most of those old activities are eliminated. The traditional process requires the preparation of Material Release Orders (DD Form 1348-1A) from DAMES transactions using a variety of tools (e.g., PerForm Flow, Adobe Acrobat, etc.) where all of the data must be extracted from an 80-column text record and entered into all of the appropriate blocks of the form. The same process is used for shipping labels (DD Form 1387), bar coded container labels, and then into SAMMS via DAMES for all of the required MILSTRIP and MILSTRAP transactions. Keeping all of this data and forms consistent is a nearly impossible

task, not to mention, a great deal of work. VIM-ASAP changes the way MROs are created, the manual preparation of all forms, as well as the extraction and entry of data into DAMES.



Figure 11 –Bill and Hold Contractor’s Depot Processes Affected by VIM-ASAP

The bill and hold contractor’s depot processes using VIM-ASAP look very different (see Figure 12) from the transitional process. All documents and electronic transactions are created from a single source of requisition and inventory data called the AAVS DataMart. The requisition and inventory data contains nearly everything required to complete all documents and electronic transmissions. The selection of one or more requisitions initiates the printing of all required paper (MROs, pick lists, and shipping documents), and the generation of all required electronic transmissions to SAMMS (e.g., ARO MILSTRIP transactions). There are two principal advantages in the use of VIM-ASAP. The first can be seen in the reduction in time it takes to prepare all the documents and electronic transactions. The second, the creation of all documents and electronic transactions from a single source has far ranging impacts. The impacts can be seen in accurate and timely supply chain data for decisions by DSCP and the total elimination of violations. Because everything is produced from a single source, there cannot be a discrepancy between the original requisition, all of the paper documents, and the electronic transactions sent to SAMMS. When these sources match, DSCP can effectively manage the total supply chain and the contractor can focus on filling orders, not in correcting data problems.

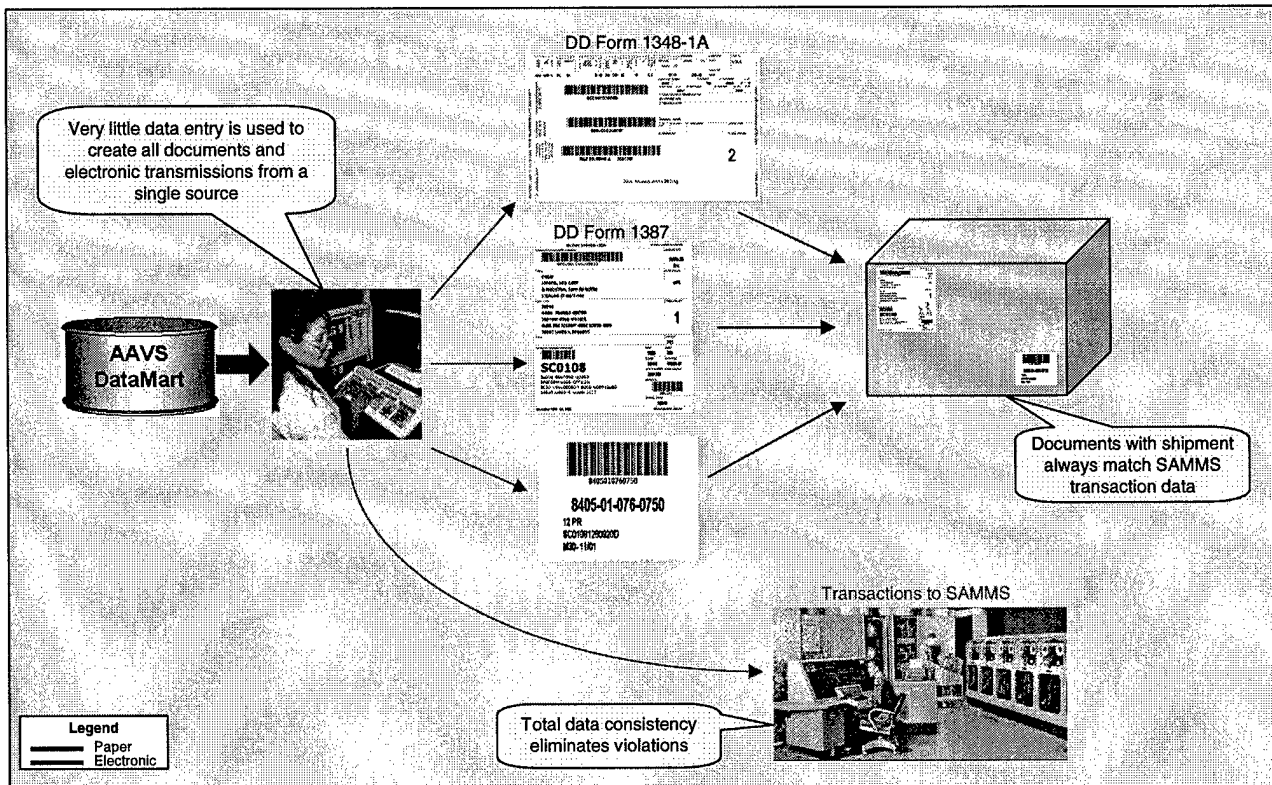


Figure 12 – Bill and Hold Contractor's Depot Processes Using VIM-ASAP

4.1.3 Examples of VIM-ASAP Functions

The VIM-ASAP users manual (see Appendix D) reviews the use of each of the VIM-ASAP functions identified in the menu listings of Section 4.1. A handful of the more significant functions are reviewed in this section to identify their significance to both DSCP and the contractors.

4.1.3.1 Digital Contract

The first significant function displays a digital contract (DD Form 1155 "Order for Supplies or Services) as extracted from SAMMS (see Figure 13). It is important that each contractor compare their digital contract with their paper contract looking for discrepancies. Each can have mistakes because they are not developed from a single source. Each is prepared separately. Once all discrepancies are resolved, there cannot be a problem with the rest of the process because from this point forward, all data and documents used by the contractor, DSCP, DCMA, and DFAS work from a single source of data. The discrepancies have always existed, but they did not show themselves until DFAS needed to review all data and documents to pay the invoice. This was the worst time to find discrepancies because it not only delayed payments, but it required all participants to coordinate a fix to one or more of the sources. One of the significant advantages for the VIM-ASAP contractor is the capability to recognize and resolve all discrepancies at the front of the process rather than the end.

Figure 13 – Sample of Digital Contract (DD Form 1155)

4.1.3.2 Invoice Preparation

Invoices are prepared (see Figure 14) from the same data that is used to prepare the contract (DD Form 1155). Nearly all of the data that is used to prepare the invoice is extracted from the contract data so that no mistakes can be made. The only critical input that is done by the user is the quantity for each CLIN that is being shipped. The creation of the invoice from a single source of data means that there can be no discrepancy between the contract, the paper DD250 signed by the QAR, the digital data transmitted to DFAS, and DFAS’s payment validation database that was extracted from the same source as the VIM-ASAP contract. The inability to create a discrepancy has meant that VIM-ASAP contractors are paid promptly nearly 100% of the time.

CLIN	NSN	Nomenclature	Size	Order Qty	Ship	Shipped To Date	Remark	No. of Container(s)	Container Labels
0005AA	8405-01-280-0119	trousers, men's, p/w, gab, blue	31 short	455	175	0		6	Edit
0006AA	8405-01-280-0120	trousers, men's, p/w, gab, blue	31 regular	1050	140	0		4	Edit
0022AA	8405-01-280-0140	trousers, men's, p/w, gab, blue	36 regular	1645	36	1200		1	Edit

Figure 14 – Invoice Preparation (DD Form 250)

VIM-ASAP produces the paper DD Form 250 that is signed by the QAR and included with the shipment as a packing slip. The system also produces the container labels (see Figure 15) as well as all the shipping labels (DD Form 1387). The single source of data for all documents means that no mistakes can be made.

Figure 15 – Payment Invoice and Related Container Labels

4.1.3.3 Payment Tracking

The single source of data extends to payment tracking (see Figure 16) for each invoice that is tied to DFAS’s payment system. The VIM-ASAP contractor is able to track each invoice from its initial submission, through its acceptance, until all CLINs are paid in full. The “View” buttons permit a display of the payment status of each CLIN for the selected invoice.

Invoice Number	Invoice Date	Contract	Delivery Order	Shipment	Invoice Amount	Adjustments	Date Paid	Paid Amount	Unpaid Amount	DFAS Detail
8718	10/11/2001	SP010097D0347	0126	AMC0018	\$10,264.81	\$0.00	11/9/2001	\$10,264.81	\$0.00	View
8719	10/11/2001	SP010097D0347	0134	AMC0039	\$3,142.32	\$0.00	11/9/2001	\$3,142.32	\$0.00	View
8720	10/11/2001	SP010000MCC15		AMC0049	\$20,608.00	\$0.00	10/25/2001	\$20,608.00	\$0.00	View
8721	10/11/2001	SP010098D1014	0088	AMC0004	\$7,724.48	\$0.00	11/16/2001	\$7,724.48	\$0.00	View
8722	10/12/2001	SP010098D1012	0091	AMC0001	\$15.41	\$0.00	10/25/2001	\$15.41	\$0.00	View
8723	10/12/2001	SP010097D0347	0151	AMC0001	\$100.00	\$0.00	10/25/2001	\$100.00	\$0.00	View
8724	10/16/2001	SP010098D1014	0088	AMC0005	\$11,522.88	\$0.00		\$0.00	\$11,522.88	View
8725	10/16/2001	SP010000MCC15		AMC0050	\$7,868.00	\$0.00	10/29/2001	\$7,868.00	\$0.00	View
8773	11/15/2001	SP010099D0331	0033	AMC0002	\$5,686.20	\$0.00		\$0.00	\$5,686.20	
8774	11/15/2001	SP010098D1012	0093	AMC0006	\$4,685.26	\$0.00		\$0.00	\$4,685.26	
Total					\$503,365.26	\$0.00		\$111,998.15	\$391,367.11	

Figure 16 – Payment Tracking

4.1.3.4 Bill and Hold Contractor Requisition Processing

Each bill and hold contractor is presented with a daily queue of requisitions that have been assigned to them (see Figure 17). The requisitions are organized by ship-to location so that shipments to a single location can be easily kept together. An MRO is printed (see Figure 18) for each requisition that is included with the shipment. VIM-ASAP also produces a packing slip and all the required shipping and container labels. The advantage of the use of VIM-ASAP for processing requisitions comes from the creation of all documents and electronic transactions from a single source of data. There can be no mismatch between the original requisition, the related documents, and the electronic transactions sent to SAMMS (MILSTRIP transactions).

DODAAC: N41389 - NAVY EXCHANGE 140 060, PEARL HARBOR HI (3 reqs) Print MRO(s)												
Requisition	Deliver to DODAAC	NSN	Nomenclature	Size	RDD	Priority	Project Code	On-Hand Qty	Order Qty	Advice Code	Note	Print
N4138912401931	N41389	8405-01-076-0741	trousers, men's	33 long	253	03	ZU5	169	1	2L		<input checked="" type="checkbox"/>
N4138912541931	N41389	8405-01-076-0741	trousers, men's	33 long	265	03	ZU5	169	2	2L		<input checked="" type="checkbox"/>
N4138912541934	N41389	8405-01-076-0744	trousers, men's	34 regular	265	03	ZU5	0	10	2L		<input checked="" type="checkbox"/>

Figure 17 – Selection of Requisitions for Processing

Figure 18 – Paper MROs (DD Form 1348-1A)

4.1.3.5 DSCP and Contractor Inventory Balances

DSCP's inventory counts for each NSN (see Figure 19) at a bill and hold contractor's site are organized and displayed by Product Group Code (PGC) so that a contractor's records can keep in sync with DSCP's inventory records.

Print		Print Setup				
01891	01918	02195	02234			
Page 1						
PGC: 01918 - parka, cold weather			Page 1 of 1			
NSN	Size	DSCP Qty	OutStanding Order Qty	Total Qty	Full Cases	Qty in Broken Case
8415-01-228-1310	small xshort	24	12	36	3	0
8415-01-228-1311	small short	557	15	572	47	8
8415-01-228-1312	small regular	2039	90	2099	174	11
8415-01-228-1315	medium short	2568	68	2636	219	8
8415-01-228-1316	medium regular	8887	109	8996	583	0
8415-01-228-1317	medium long	1699	8	1697	141	5
8415-01-228-1318	large short	1684	24	1708	142	4
8415-01-228-1319	large regular	12778	430	12908	1075	8
8415-01-228-1320	large long	4745	46	4791	399	3
8415-01-228-1321	xlarge regular	5849	51	5900	491	8
8415-01-228-1322	xlarge long	3089	33	3122	260	2

Figure 19 – DSCP Inventory Records for Each Bill and Hold Contractor

4.2 VIM – Virtual Item Manager

The current version of VIM supports all of the functions listed in Table 5. The functions are organized hierarchically with only the lowest level function able to be executed. The functions can be used by DSCP and RTC (Recruit Training Center) personnel to analyze data from the AAVS DataMart and to make specific decisions. Each of the VIM functions was developed by either ATI or PDIT. This section of the report only goes into detail for the PDIT developed functions that have been implemented (see first column of Table 5 for a cross reference to the appropriate section). VIM is accessed using an internet browser at <http://vim.ct-dscp.com>.

Table 5 – VIM Functions, Status, and Development Responsibility

Section	Function	Status	Resp.
	Wholesale		
	Analyze and Decide		
	Generate Recommended Stock Transfers		ATI
	Divert Delivery Order Shipments	Under Construction	PDIT
	Add New Item		ATI
	Enter Special Orders		ATI
	Data Management		
	Modify DVD Table		ATI
	Revise Reorder Objectives		ATI
	Revise Wholesale Inventory Factors		ATI
	Manager Controlled Items		ATI
	Modify Distribution Rules		ATI
	Modify Distribution Rules by PGC		ATI
	Modify Demand Allocation Sequence		ATI
4.2.1	Set Order Sequence for Sizes	Implemented	PDIT
4.2.2	Override Contractor's Unit Pack	Implemented	PDIT
	Review/Update Data Exception Notices		
4.2.3	Invalid Address Code	Implemented	PDIT
4.2.4	Missing Size Data	Implemented	PDIT
4.2.5	Invalid Translation Code	Implemented	PDIT

Section	Function	Status	Resp.
	Reports		
	View Total Supply Chain Inventories		ATI
	View Expected Zero Balance		ATI
	View Excess Inventory Summary		ATI
	View Demand Allocation Volume Summary		ATI
	Demand History Analysis for Demand Allocation Terms		ATI
	View Customer Information		ATI
	View Stock Transfer Exceptions		ATI
4.2.6	View Inventory Trends	Implemented	PDIT
4.2.7	View Consumption Based Tariffs	Implemented	PDIT
4.2.8	View Delivery Order Completion Tracking	Implemented	PDIT
	Overdue Requisition Status by PGC		ATI
4.2.9	View Order Ship Times	Implemented	PDIT
4.2.19	View Army Black Beret Total Supply Chain Counts	Implemented	PDIT
	QLM Local - SAMMS Comparison		ATI
	Retail		
4.2.7	View Consumption Based Tariffs	Implemented	PDIT
	View Expected Zero Balance		ATI
	View Excess Inventory	Under Construction	PDIT
	View Daily Suggested Order List		ATI
	View Current Requisition Status		ATI
	View Inventory Stock Status	Under Construction	PDIT
4.2.10	View Recruit Forecasts	Implemented	PDIT
	Wholesale Local		
4.2.7	View Consumption Based Tariffs		PDIT
	View Expected Zero Balance		ATI
	View Excess Inventory		ATI
	View Daily Suggested Order List		ATI
	View Inventory A2A Redistribution Status		ATI
	View Overdue Requisition Status by RIC		ATI
	View QLM Local Receipts Inquiry		ATI
	QLM Local Update History		ATI
	Audit Data Management		
	Add/Update User Information		ATI
	Add/Update Phase Information		ATI
	Add/Update Form Information		ATI
	Add/Update Recruit Activity		ATI
	Audit Reports		
	Report by Phase		ATI
	Report by Platoon		ATI
	Contracting		ATI
	Analyze and Decide		
4.2.11	Define Production Mix of Sizes	Implemented	PDIT
4.2.12	Place/Release Hold on Delivery Orders	Implemented	PDIT
	Analyze New Contract Minimums	Under Construction	PDIT
	Data Management		
	Update Contract Master Table		ATI
	Identify Contract Minimums and Maximums	Under Construction	PDIT
4.2.13	Set Production Capacity and Minimum Lot Size	Implemented	PDIT
4.2.14	Update Contract Prices	Implemented	PDIT
	Reports		
	View Remaining Contract Capacity	Under Construction	PDIT
	View Contract Expiration Report	Under Construction	PDIT
4.2.8	View Delivery Order Completion Tracking	Implemented	PDIT
	View Production Size Mix Overrides	Under Construction	PDIT
	Manufacturing		
4.2.8	View Delivery Order Completion Tracking	Implemented	PDIT
4.2.15	View ASAP Compliance	Implemented	PDIT

Section	Function	Status	Resp.
	Data Administration		
	Control Logins		
4.2.16	Add/Delete/Modify Users		PDIT
4.2.17	Add/Delete/Modify User Groups		PDIT
	Set Wholesale Parameters		
	Modify Customer Profiles		ATI
	Modify PGC Demographics		ATI
	Define Customer Types	Under Construction	PDIT
4.2.18	Define Bill & Hold Contractor's DODAAC/RIC	Implemented	PDIT
	Reports		
	View CAGE Codes		ATI
	View Condition Codes		ATI
	View Ownership Codes		ATI
	View Status Codes		ATI
	View Customer Types		ATI
	View User Log Analysis	Under Construction	PDIT
	View Download History		ATI
	ASTRA		
	System		
	Stockrooms		ATI
	MILSTRIP Document Types		ATI
	View Hold Codes		ATI
	Manage		
	View Unofficial Redistributions		ATI
	View Unprocessed Issue Documents		ATI
	View Documents on Hold		ATI
	View Unprocessed Receipts		ATI
	Reports		
	View Detailed ASTRA Activity		ATI
	View Daily ASTRA Report		ATI
	View Wholesale Local Status Summary		ATI
	QLM Local Update History		ATI
	VIM/QLM Central Reorder Objective Analysis		ATI
	View Daily Demand Allocation Transactions		ATI

VIM functions were developed by both ATI and PDIT. Each operates from a copy of the AAVS DataMart on a server that is located at their offices on the two coasts. A common look-and-feel and security methods were agreed to and then implemented by both development teams. The security methods utilize cookies on both servers that work with common startup code that was inserted in every VIM functions.

4.2.1 Set Order Sequence for Sizes

The VIM set order sequence for sizes function (see Figure 20) provides the DSCP Item Manager with the ability to control the sequence of sizes when a list of NSNs for a selected PGC is displayed. The default sequence is always the NSN sequence, but this is not always the way the user would like to see the list displayed. This function permits the user to select the NSN to be moved and then move it up or down in the list. The resequenced data is not saved in the AAVS DataMart until the "Submit" button is clicked.

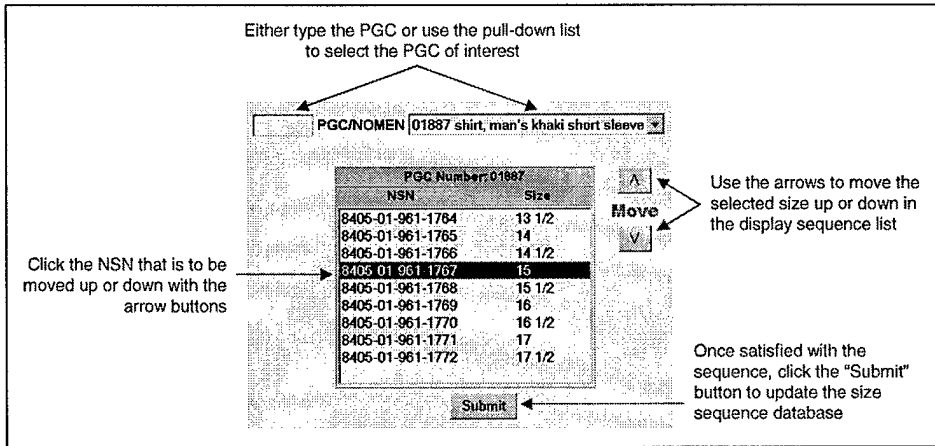


Figure 20 – Sample Set Order Sequence for Sizes Web Page

4.2.2 Override Contractor's Unit Pack

On very rare occasions, the unit pack for an NSN is changed for a specific contract. The override contractor's unit pack function (see Figure 21) is used to make changes to the specific contract that is required to use a non-standard unit pack. None of the changes are saved in the AAVS DataMart until the update button is clicked.

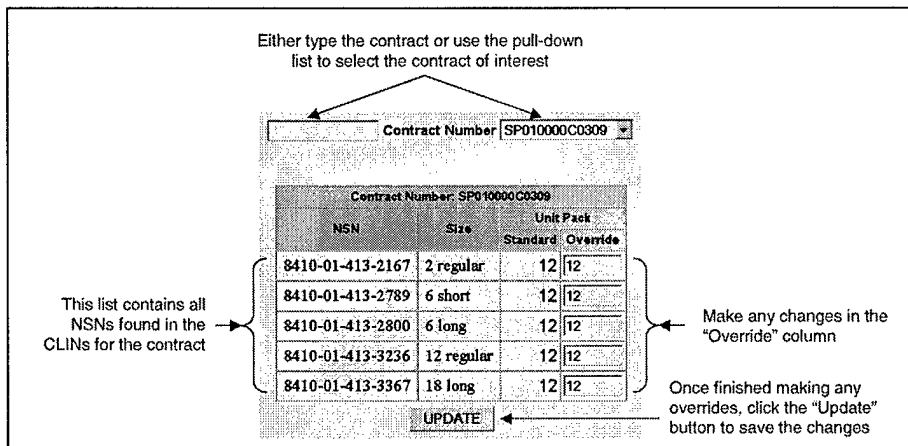


Figure 21 – Sample DAM Rollup Web Page

4.2.3 Invalid Address Code

The invalid address code function (see Figure 22) is used to fix known problems with an address code found in the SAMMS data. The pull-down list contains only those contracts that had an address code that is not in the master list of address codes. The three types of codes that can be reviewed, include CAS (Contracts Administrative Services), PAY (DFAS payment offices), and RIC (depot identifications). The user can either click the button "Code is Correct" to accept the existing code or use the pull-down list under "Corrected" to select from the list of valid codes. If the users selects the "Code is Correct" option, the AAVS DataMart maintenance staff will conduct research to find out why the list of valid codes is incomplete. None of the changes are saved in the AAVS DataMart until the "Update" button is clicked.

Select the type of address code to be reviewed,
i.e., CAS, PAY, or RIC

Type Code: CAS
 Contract Number: SP010098C6000
 Delivery Order: MODF
 CLIN: 0016AA

Select the contract, delivery order, and CLIN whose address is to be reviewed (only those contracts with problems will appear in this list)

Use this pull-down list of valid address codes to select the correct code

Click this button if the address code is correct

Code is Correct 214 Select an Option

UPDATE

Once finished making any Changes, click the "Update" button to save those changes

Figure 22 – Sample Invalid Address Code

4.2.4 Missing Size Data

The missing size data function (see Figure 23) is used whenever any NSN has a blank for its size. Only PGCs with at least one blank size will appear in the pull-down list of PGCs. The user can either enter a size in the "New Size" column or click the "No Size" button if a blank size is appropriate for the PGC, e.g., insignias have no sizes. Once the "No Size" button is clicked, the pull-down list of PGCs will no longer contain the selected PGC. None of the changes are saved in the AAVS DataMart until the "Update" button is clicked.

PGC/NOMEN | 02685 slacks, utility

PGC Number: 02685

NSN	Current Size	New Size
8410-01-476-5546		
8410-01-476-5549		
8410-01-476-5551		
8410-01-476-5553		
8410-01-476-5554		
8410-01-476-5556		
8410-01-476-5557		
8410-01-476-5559		
8410-01-476-5560		
8410-01-477-7219		
8410-01-477-7222		

Select the PGC that is to be reviewed (only PGCs with at least one blank size will be in this list)

All NSNs for the selected PGC will appear in this list

Enter any size data in the "New Size" column

Click this button if the selected PGC has no size data

NO SIZE UPDATE

Click the "Update" button after entering all size data

Figure 23 – Sample Missing Size Data

4.2.5 Invalid Translation Code

The invalid translation code function (see Figure 24) is used to fix known problems with a translation code found in the SAMMS data. The pull-down list contains only those contracts that had an address code that is not in the master list of address codes. The three types of codes that can be reviewed, include discount, shipment, and acceptance. The user can either click the button

“Code is Correct” to accept the existing code or use the pull-down list under “Corrected” to select from the list of valid codes. If the users selects the “Code is Correct” option, the AAVS DataMart maintenance staff will conduct research to find out why the list of valid codes is incomplete. None of the changes are saved in the AAVS DataMart until the “Update” button is clicked.

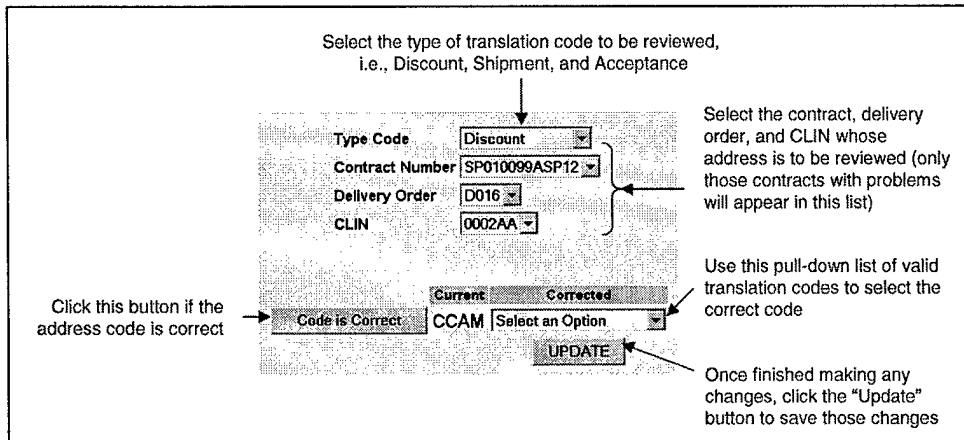


Figure 24 – Sample Invalid Translation Code

4.2.6 View Inventory Trends

The View Inventory Trends function (see Figure 25) is used to display the cost of inventory at a variety of sites. Each site can be viewed by using the pull-down list at the top of the graph to select the site of interest. The data is currently being archived for the Marine Corps training centers in San Diego and Parris Island and the DLA depot in San Diego. The data is displayed both in graphical and tabular form. The inventory cost for each month is taken from the quantities on hand on the last day of each month.

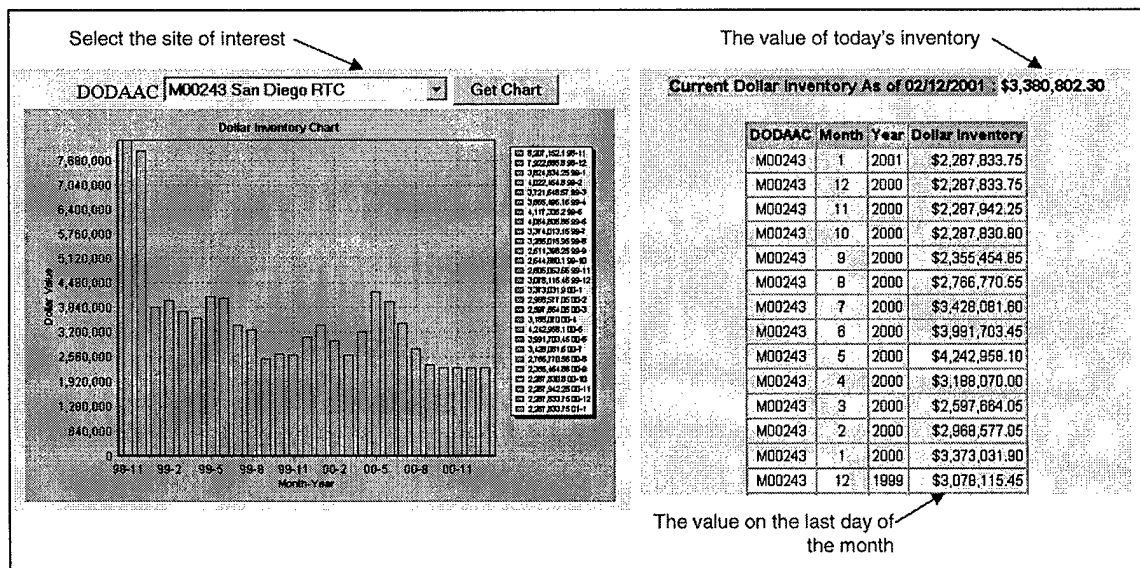


Figure 25 – Sample View Inventory Trends

4.2.7 View Consumption Based Tariffs

The View Consumption Based Tariffs function (see Figure 26) can display annualized retail consumption and tariffs for all sources of consumption or for specific Marine Corps or Army recruit training centers individually. Consumption data is automatically archived on the first Saturday of each new month looking back or all activity for the prior month. The oldest month's data is subtracted and discarded and the new month is added to the annualized number.

Consumption data is tracked as follows:

- Marine Corps recruit training center consumption is calculated from the movement of cases from bulk storage to the issue line.
- Army recruit training center consumption is calculated from daily issues to recruits
- All other consumption (primarily retail stores) is calculated from requisitions for the replenishment of consumed stock.

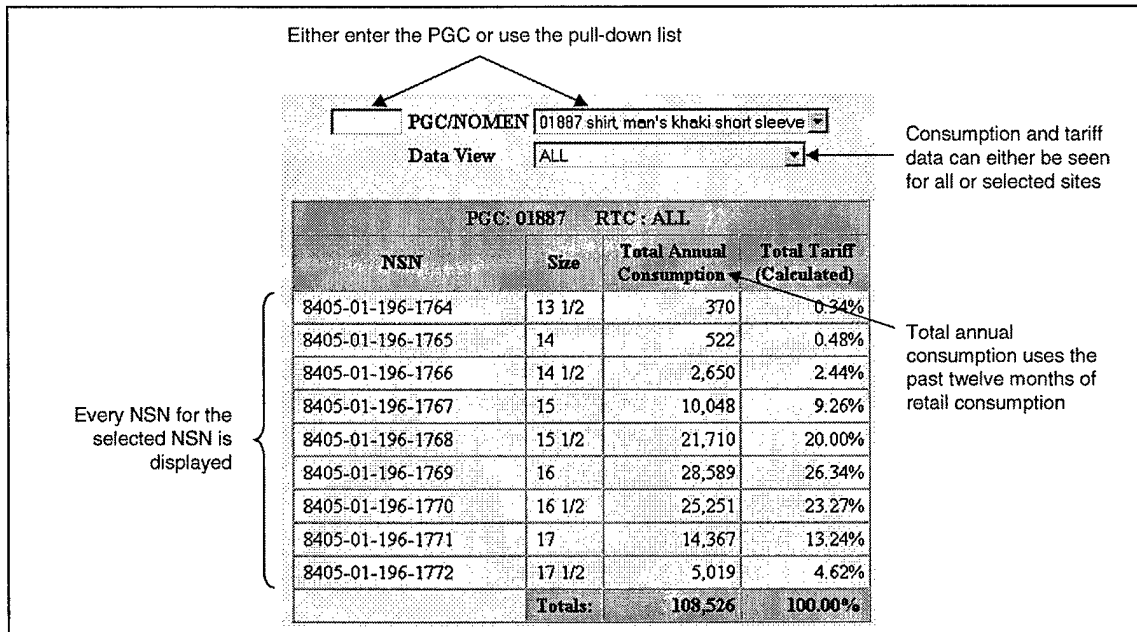


Figure 26 – Sample View Consumption Based Tariffs

4.2.8 View Delivery Order Completion Tracking

The View Delivery Order Completion Tracking function (see Figure 27) is used to check the order completion status for all contracts, delivery orders, and CLINs for those manufacturers that use ASAP to produce their DD Form 250s. The DD Form 250 can be displayed for each shipment by clicking each shipment number. The in-transit quantities are calculated using the quantities shipped from the day they are shipped until the day they are recorded in SAMMS as either received or paid.

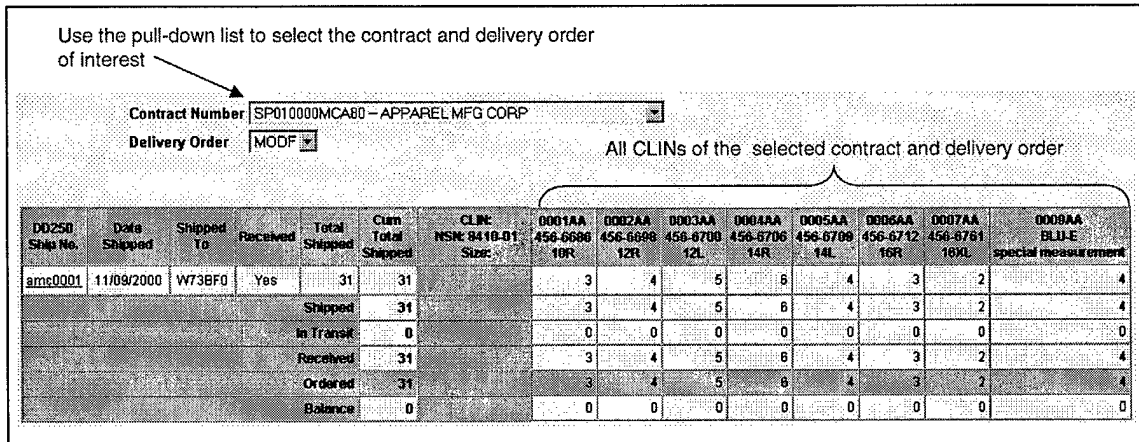


Figure 27 – Sample View Delivery Order Completion Tracking

4.2.9 View Order Ship Times

The View Order Ship Times (OST) function (see Figure 28) is used to examine order ship time historical patterns from the time a request is made until it is received by the requestor. The OST data can be examined in its entirety or in various subsets using the following controls:

- **RTC/CIIP** – The data is available for both of the Marine Corps RTCs (San Diego and Parris Island) and the five Army CIIPs (Fort Leonard Wood, Fort Jackson, Fort Knox, Fort Sill, and Fort Benning).
- **PGC**: All PGCs as a group or individual PGCs can be reviewed.
- **Depot**: All depots as a group or individual depots can be reviewed.
- **Receipt Date Range**: The earliest and latest data availability dates is set as the default. The user can change these dates to focus on a specific range of dates as long as the changes are made within the available range of dates.
- **Include Problem Reqs**: Unless this option is selected, problem requisition data is excluded from the charts. Problem requisitions are those that were identified as having some type of problem like a backorder for an unavailable item.
- **Chart Type**: Three types of charts (Confidence Curve (see Figure 29), Time Phased Chart (see Figure 30), and Summary (see Figure 31))
- **Method**: Various percentiles of data can be reviewed, e.g., the 90th percentile means that Order Ship Times that are greater than 9 out of 10 instances are not included in the calculations.

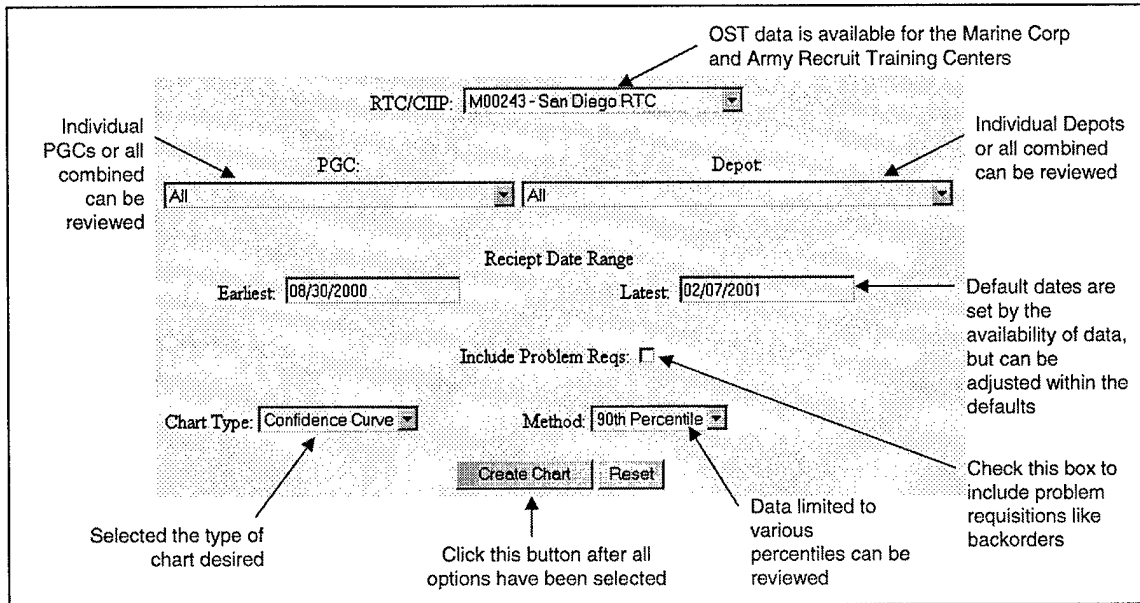


Figure 28 – Sample Order Ship Times

The chart type “Confidence Curve” (see Figure 29) displays the total order ship time along the x-axis and the confidence percentile along the y-axis. The chart below means that 90% of the requisitions are filled and then received by the requestor within 18.62 days of the request. The reference to “52 points” along the x-axis identifies the total number of unique days, not requisitions that were included in the chart, e.g., there is only one point if ten requisitions were received in fifteen days.

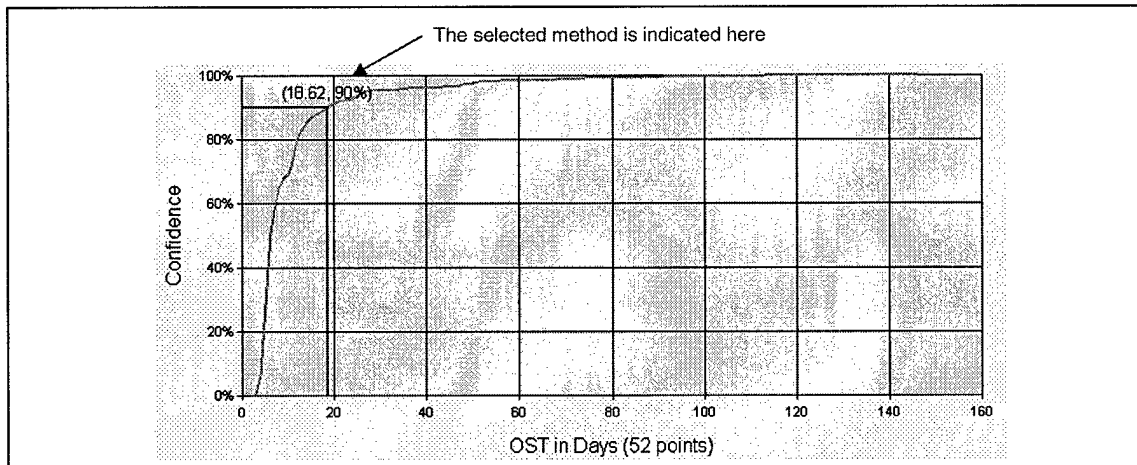


Figure 29 – Sample Order Ship Times (Confidence Curve)

The chart type “Time Phased” (see Figure 30) displays a four-week running average of each of the three components of the total ship time along the x-axis. A four-week running average is used to try to smooth the curves and minimize the effects of individual very large OSTs. The three components of OST include:

- Requisition to SAMMS Birth Date: The number of days calculated by subtracting the birth date of the requisition as recorded in SAMMS from the Julian date that is imbedded in characters 7 though 10 of the requisition number.
- SAMMS Birth Date to Depot Ship Date: The number of days calculated by subtracting the ship date from the birth date of the requisition as recorded in SAMMS.
- Depot Ship Date to Receipt Date: The number of days calculated by subtracting the ship date of the requisition as recorded in SAMMS from the receipt date as captured by the systems used by the Marine Corps and Army recruit training centers.

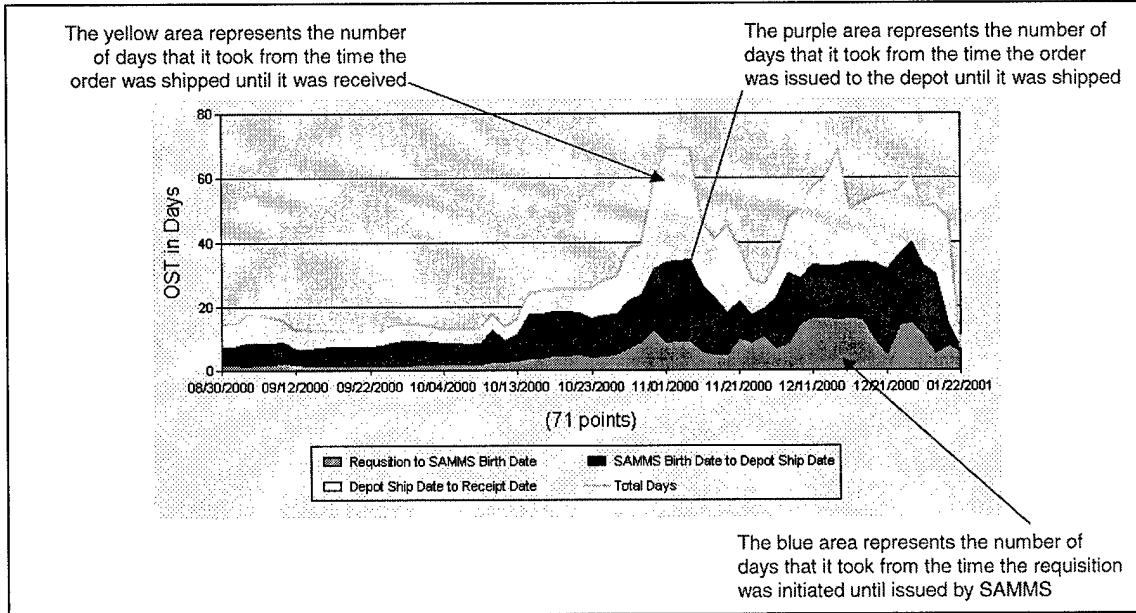


Figure 30 – Sample Order Ship Times (Time Phased Chart)

The chart type “Summary” (see Figure 31) displays the three components of the order ship time as determined by the method of calculation, i.e., the percentile selected from Figure 28.

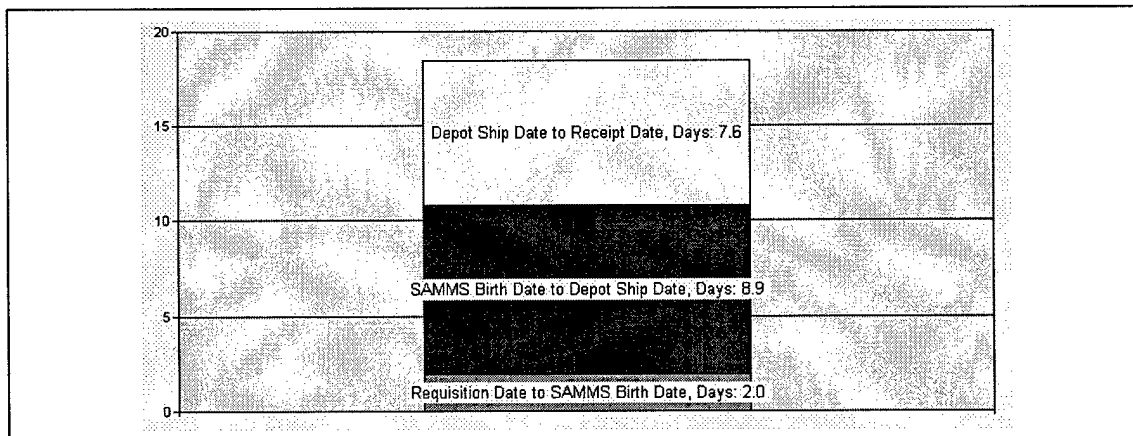


Figure 31 – Sample Order Ship Times (Summary Chart)

4.2.10 View Recruit Forecasts

The recruit forecast data is available for review for each of the Marine Corps and Army Recruit Training Centers (see Figure 32). Each of the services keeps their dates differently. The “Class Begin” date should be viewed as just one of the days of the week that the class begins.

Class Begin	Projected Class Size (Men)	Projected Class Size (Women)
01/01/2001	367	0
01/08/2001	368	110
01/15/2001	368	0
01/22/2001	369	110
01/29/2001	370	0
02/05/2001	0	0
02/12/2001	407	110
02/19/2001	0	0
02/26/2001	408	110

Figure 32 – Sample of View Recruit Forecasts

4.2.11 Define Production Mix of Sizes

The Clemson defined methodology (referred to as BIFRS-W) was implemented in a VIM function called “Define Production Mix of Sizes”. The methodology focuses on balancing the annualized Days of Supply (DOS) for each NSN within each selected PGC. The system works with total supply chain inventory levels, historical consumption patterns, and negotiated production levels to develop recommendations for each NSN for each manufacturer. The function displays the results of its analysis in two forms. The first is graphical (see Figure 33). The height of the bars represents the number of days of supply of each NSN. The green portion of the bars is used to indicate that the tops have been cut off to keep the scale reasonable. The red portions of the bars display the recommended production level for each NSN. The second part of the display is a tabular list (see Figure 34) of numbers that went into the calculations.

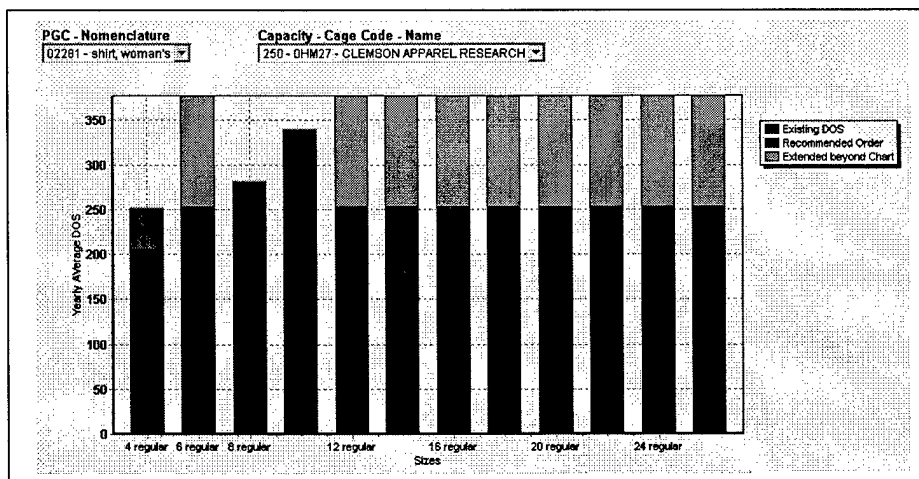


Figure 33 – Sample of Define Production Mix of Sizes (Graphical)

NSN	Size	On-Hand DLA owned	On-Hand Retail owned	WIP and FG	Pending Order	Total	Target	Average Daily Usage	Current DOS	Reserv. Order	Override Order
8410-01-414-8979	4 regular	1,097	0	6	0	1,103	2.38%	5	265	258	258
8410-01-414-8980	6 regular	4,303	0	7	0	4,310	3.91%	8	487	0	0
8410-01-414-8981	8 regular	4,068	0	625	0	4,693	7.36%	16	262	0	0
8410-01-414-7023	10 regular	8,427	0	1,025	0	9,452	12.29%	27	340	0	0
8410-01-414-7105	12 regular	18,551	0	1,270	0	19,821	17.72%	40	495	0	0
8410-01-414-7113	14 regular	14,632	0	2,278	0	16,910	18.00%	40	415	0	0
8410-01-414-7116	16 regular	14,877	0	571	0	15,448	13.78%	31	496	0	0
8410-01-414-7118	18 regular	9,214	0	1,220	0	10,434	9.23%	20	500	0	0
8410-01-414-7120	20 regular	6,319	0	910	0	7,229	6.14%	13	499	0	0
8410-01-414-7198	22 regular	2,749	0	610	0	3,359	3.65%	8	406	0	0
8410-01-414-7232	24 regular	2,111	0	605	0	2,716	2.79%	6	431	0	0
8410-01-414-7233	26 regular	1,802	0	610	0	2,412	2.74%	6	389	0	0
Total Order Quantity										258	258

Figure 34 – Sample of Define Production Mix of Sizes (Tabular)

4.2.12 Place/Release Hold On Delivery Order

Holds (and subsequent releases) can be placed on delivery orders (see Figure 35) if DSCP personnel want to delay the availability of delivery orders. If holds are not placed on delivery orders that are released in SAMMS, they are made available to manufacturers in the form of DD Form 1155s via VIM-ASAP. This function is used to place the hold and then release them at the appropriate time.

CAGE Manufacturer: 0NIT2 APPAREL MFG CORP
 Contract: SP010000DCC19
 Delivery Order: 0002
 Place Hold on Delivery Order

Select the manufacturer
 Select the contract and delivery order
 Place a hold on the delivery order once the contract and delivery order has been selected

Figure 35 – Sample Place/Release Hold On Delivery Order

4.2.13 Identify Negotiated Capacity

The Identify Negotiated Capacity function (see Figure 36) is used in conjunction with the function “Define Production Mix of Sizes” (see Section 4.2.11). This function defines the production capacity that is used to balance the mix of sizes for the selected contractor and PGC.

CAGE: 2A091 J H RUTTER-REX MFG CO INC
 PGC/NOMEN: 02281 shirt woman's
 Capacity Period: Weekly
 PGC Capacity: 360
 Update

Select the manufacturer
 Select the PGC
 Select the negotiated capacity's period of time
 Enter the negotiated capacity
 When all other entries are made, click this button to update the database

Figure 36 – Sample Identify Negotiated Capacity

4.2.14 Update Contract Prices

The Update Contract Prices function (see Figure 37) is used to correct prices whenever the contract and/or GFM (Government Furnished Material) unit prices in SAMMS are incorrect. DSCP personnel can either correct the data in SAMMS using available SAMMS functions or make the changes directly to the AAVS DataMart. Either method corrects the data used by ASAP to prepare the DD Form 1155 or the DD Form 250. Correcting the data in SAMMS is particularly difficult when the problem is with the GFM price. SAMMS will not permit direct changes to individual GFM unit prices.

Either enter a contract number or select one from the pull-down list

Contract Number: SP010000DEA46

Delivery Order: 0001

Buttons: UPDATE, UPDATE ALL TO FIRST CLIN PRICE

CLIN	NSN	Size	Contractor Link Prices		GFM Link Prices	
			Current	Override	Current	Override
0001AA	8415-01-327-4824	xsmall	4.2800	4.2800	0.0000	0.0000
0002AA	8415-01-327-4825	medium	4.2800	4.2800	0.0000	0.0000

Make all changes in the "Override" columns

Figure 37 – Sample Update Contract Prices

4.2.15 View ASAP Compliance

The View ASAP Compliance function (see Figure 38) provides a list of all ASAP manufacturers with a status column for the most recent update for Work-In-Process or Finished-Goods; a column for the most recent update of the preparation of a completed DD Form 250; a column that displays the status of the testing of the use of WInS; and a column that displays the status of the production use of WInS.

CAGE	Name of Manufacturer	WIP/G Date	DD250 Date	WInS Testing	WInS Production
02LQ6	ALTAMA DELTA CORP	02/15/2001	10/11/2000	No	No
0B419	AMERICAN APPAREL INC	02/15/2001		No	No
0N1T2	APPAREL MFG CORP	12/29/2000	02/15/2001	No	Yes

Figure 38 – Sample View ASAP Compliance

4.2.16 Add/Delete/Modify Users

The Add/Delete/Modify Users function (see Figure 39) is used to manage individual user data. The user name of "New" is selected when adding a new user. Individual user names are selected when that user's data is to be modified or deleted. The user name is a unique login name (minimum of 6 characters with no blanks). Each user group must also be identified to give the user access to their user group's subset of the VIM functions. The "DEMO" and "PROD" buttons

are used to indicate which type of data that each user can access. It is recommended that new users be given access to demonstration data before they are given access to production data. Once all new or modified data entry has been completed, the "ADD" button is clicked to update the database.

Figure 39 – Sample Add/Delete/Modify Users

4.2.17 Add/Delete/Modify User Groups

The Add/Delete/Modify User Groups function (see Figure 40) is used to identify the specific set of VIM functions that each user group can access, e.g., Army CIIP personnel cannot edit contract related data.

Function	Permission	
	Y	N
Wholesale		
Analyze and Decide	<input type="checkbox"/>	<input type="checkbox"/>
Generate Recommended Stock Transfers	<input type="checkbox"/>	<input type="checkbox"/>
Divert Delivery Order Shipments	<input type="checkbox"/>	<input type="checkbox"/>
Add New Item	<input type="checkbox"/>	<input type="checkbox"/>
Enter Special Orders	<input type="checkbox"/>	<input type="checkbox"/>
Data Management	<input type="checkbox"/>	<input type="checkbox"/>

Figure 40 – Sample Add/Delete/Modify User Groups

4.2.18 Define Bill and Hold Contractor's DODAAC/RIC

The Define Bill and Hold Contractor's DODAAC/RIC function (see Figure 41) is used to set the depot identifier assigned to each bill and hold contractor.

CAGE ← Use the pull-down list to identify the Bill and Hold Contractor

RIC ← Enter the depot's identifier and hit the return button

← Click this button to update the database after entering the correct RIC

Name and Address for SJH	
NAME	J H RUTTER-REX MFG CO INC
TITLE	J H RUTTER-REX MFG CO INC
ADDRESS	373 INDUSTRIAL PARK ROAD
CITY/STATE/ZIP	COLUMBIA MS 39429-8722

The name and address information for the selected RIC are displayed here to verify the accuracy of the RIC

Figure 41 – Sample Define Bill and Hold Contractor’s DODAAC/RIC

4.2.19 View Army Black Beret Total Supply Chain Counts

The View Army Black Beret Supply Chain Counts function (see Figure 42) is used to review the total supply chain inventories for the Army’s black beret.

View Army Black Beret Total Supply Chain Counts

Select desired PGC → → View status for all or individual manufacturers

NSN	Size	Depot On Hand	Work In Progress	Finished Goods	In-Transit	Total
8405-01-103-1351	6 3/8	11,183	2,448	1,600	-2,640	12,591
8405-01-088-7811	6 1/2	15,384	3,456	2,340	-3,228	17,952
8405-01-089-0135	6 5/8	20,642	3,408	2,584	-4,214	22,420
8405-01-089-0136	6 3/4	61,136	13,872	7,136	-15,396	66,748
8405-01-088-7902	6 7/8	133,308	20,448	27,032	-9,303	171,485
8405-01-089-0137	7	167,665	35,664	22,604	-25,944	199,989
8405-01-088-7812	7 1/8	126,401	38,880	23,736	3,264	192,281
8405-01-088-7805	7 1/4	234,818	227,272	47,832	10,385	520,307
8405-01-088-7813	7 3/8	106,889	35,088	19,684	-15,840	145,821
8405-01-089-0138	7 1/2	82,685	28,416	13,336	-15,096	109,341
8405-01-089-0139	7 5/8	22,839	4,608	3,820	-48	31,219
8405-01-089-0140	7 3/4	50,548	9,936	9,400	-148	69,736
8405-01-480-2858	7 7/8	26,972	5,424	2,500	-672	34,224

Figure 42 – Sample View Army Black Beret Total Supply Chain Counts

5 Tasks Performed For This Contract

This Final Technical Report covers the work done on Contract GS-35F-0112L Delivery Order SP0103-01-FA026 and modifications P0001 and P0002. The work was performed beginning on February 9, 2001 and was completed on February 28, 2002. The combined work done for this contract, delivery order, and modifications was organized into the following five primary tasks:

5.1 Develop and Support the AAVS DataMart

The AAVS DataMart and AAVS Data Warehouse was developed and implemented in an incremental fashion to help integrate and address the supply chain requirements of a physically distributed network of users. The subtasks required to accomplish this included:

1. Supported the use of the AAVS DataMart for the Army black beret program, including running special queries to help clean up erroneous contract data.
2. Modified the structure and update process for the additional data requirements created by the VIM-ASAP work to support bill and hold and RDC contractors.
3. Monitored and worked with DSCP Business Operations to resolve problems with the new DSCP servers and database updates. Spent a great deal of time trouble shooting problems and working with DSCP Business Operations to resolve those problems. Prepared and distributed a weekly report that tracked all late completions and their causes.
4. Modified the collection of RTC consumption data to conform to the changes necessitated by the ownership transition to DLA in San Diego.
5. Evaluated the use of the DODAAC address data from SAMMS instead of the address data from DAASC. There are differences in the data. DAASC has both a mailing and a shipping address while SAMMS has only one. The VIM-ASAP functions need both addresses at different points. The shipping address is needed for the garments while the mailing address is needed for all the functions that need copies of documents, e.g., DCMA offices. For this reason, the AAVS DataMart will continue to use DAASC as the master source for all addresses.
6. The processing of DODAAC data was always a very labor intensive operation due to the nature of the source data (125 Meg text file formatted as an 80 column card image). The new version of MS SQL provided the tools to improve this process and to do it on a regular basis. The data extraction methods were changed to utilize the new capabilities, virtually eliminating the manual handling and processing of the DODAAC data.
7. A defective power supply caused the AAVS DataMart server to be down for nearly two days. The symptoms of the failure presented themselves as bad clusters on the disk in the areas where the operating system is kept. This caused repair energies to be misdirected at trying to block out clusters on the disk and to restore the operating system. Once the problem was correctly diagnosed, a replacement power supply was installed and the database updated to the latest data.

8. Several changes were made to the structure of the AAVS DataMart to support the new ASAP functions, e.g., the FEDLOG shipping data was added to the AAVS DataMart.
9. Initiated an investigation of alternate methods for updating the AAVS DataMart with SAMMS data. The alternatives include 1) pushing the C&T Oracle data in a flat file via FTP; 2) installing Oracle at PDIT and doing an Oracle to Oracle update; 3) changing the access to SAMMS for the C&T Data Warehouse to the new DSD and utilize the Oracle database replication capabilities; and 4) utilize the capabilities of MS SQL to access Oracle via a "linked server" where SQL can treat the Oracle database as part of SQL. The study resulted in no change being made to the update methods.
10. Modified the structure of the AAVS FTP site to accept 3D body scan data from the Navy.
11. Initiated an effort to evaluate the use of a Tier-1 ISP to take over responsibility for managing the servers and communications for the AAVS DataMart and all of PDIT's and ATI's ARN software. ATI has been kept in the loop as we evaluate the ISPs. Had detailed conversations with two ISPs (Genuity and Metromedia Fiber Network) and have contacted four others (AT&T, Exodus, World Com, and Intel). The financial instability of all of the ISPs and the high cost of the service caused the decision to table the movement to an ISP at this time.
12. Initiated a new weekly report to track data quality problems, their cause, and any possible methods to detect and resolve the problems before there is any impact on activities within the total supply chain, e.g., inconsistent pay office and DCMA DODAACs that delay the preparation of a DD250 to ship the manufactured items.
13. SAMMS does not keep an archive or historical statistics of MILSTRIP or MILSTRAP violation data that the ARN program can use to measure any improvement it makes in its creation of MILSTRIP or MILSTRAP transactions. To address this problem, the nightly update of the AAVS DataMart creates an archive of each new day's set of violations.
14. Tried a different approach to provide for earlier detection and resolution of data quality problems as each new manufacturer begins using VIM-ASAP. The new approach was implemented for Uniart in New York City. Extracted all of Uniart's contract data, loaded it into an Excel file, and highlighted all data that appeared to be in error, e.g., mismatch between payment office and administered by codes. The highlighted data was sent to DSCP just before the Christmas holidays for their review so that any required changes to SAMMS could be made before Uniart began using VIM-ASAP.
15. Upgraded the AAVS DataMart from MS SQL 7.0 to MS SQL 2000. The upgrade went very smoothly. No function needed to be changed and they all worked correctly when the upgrade was made. MS SQL 2000 is faster and has additional capabilities that can be utilized to expand and improve the automated processing, e.g., the WInS batch update can now be made an automatically scheduled process within SQL.
16. The original data screening rules when building the AAVS DataMart included a rule to not include any NSN that had a Supply Status Code (SSC) of 6 (i.e., NSN is terminal and is to be issued until exhausted and there is no authorization for future procurement). This rule was causing a few requisitions to disappear from Tennessee Apparel's MRO queue. The problem

was corrected by adjusting the rule so that NSNs with an SSC of 6 were included if they appeared on a current requisition.

17. Expanded the AAVS DataMart to include the Violation Control File (VCF) and the Transaction History File (THF). The VCF is from SAMMS and extracted from the C&T Data Warehouse and the THF is also from SAMMS, but extracted from the DSD.
18. Supported requests for custom extractions: During the contract performance period, a number of custom extractions were developed to support specific ARN customers and partners, e.g., an extraction for Clemson of all their special measurement contract and product data.
19. Provided support to sustain existing capabilities (e.g., resolving communications problems, backups, trouble shooting, etc.): Throughout the year sustaining problems were investigated and resolved, e.g., communications problems, corrupted files, etc.

5.2 Manufacturer Support

ASAP was extended to provide improved support for apparel manufacturers so that the information they provide is more complete, accurate, and timely. The subtasks required to accomplish this included:

1. Completed the definition of requirements and decision rules for ASAP to be able to generate all the required MILSTRIP and MILSTRAP transactions for bill and hold and RDC contractors.
2. Developed the MILSTRIP and MILSTRAP generation code by working with the available data sources to test the adequacy of the decision rules and data sources. Found some problems with the data that can be addressed with additional screening rules, e.g., DVD orders appear in the SAMMS DUE table as if they go through the appropriate RDC when they do not.
3. Completed the development of the structure for all the VIM-ASAP functions. The new login and administrative functions were also completed.
4. Designed, developed, tested, and implemented the following functions:
 - Process Contracts/Delivery Orders - Start Production: This function permits a manufacturer to review all their contracts and to start production on some or all CLINs for partial or total order quantities.
 - Generate DD1155: This function permits each manufacturer to generate a complete DD Form 1155 "Order for Supplies or Services" for any of the contracts that have been issued to each manufacturer.
 - Update Cut Quantity and Finished Goods Counts: This function permits manufacturers to make adjustments to their cut quantities that are automatically calculated from the addition of new CLINs for each NSN and the subtraction for those same NSNs when they

are shipped. Any contractor owned "at risk" items can be accounted for as Finished Goods.

- Prepare DD250s: This function permits manufacturers to create invoices (DD Form 250 "Material Inspection and Receiving Report") for all their shipments. This function now automatically calculates and generates the proper number of bar-coded container labels based on the shipped quantity and unit pack quantity. The user has the option to edit the number of containers and the allocation of quantities to each of the containers.
- View/Edit Existing DD250s: This function permits each manufacturer to view completed DD 250s and view, edit, or delete in-process DD250s.
- Track DD250 Payments: This function permits each manufacturer to monitor the DFAS payment process for each invoice and each of the CLINs in the invoice.
- Prepare Shipping Labels: This function permits each manufacturer to create and print the required number of shipping labels (DD Form 1387).
- View Existing Shipping Labels: This function permits each manufacturer to view and print the past week's shipping labels.
- Add/Delete NSNs: This function permits each manufacturer to add or delete NSNs that are not on any of their contracts.
- Record Receipts from Depots/Retail Returns: This function permits bill and hold and RDC (Regional Distribution Center) contractors to receive orders that were shipped based on an MRO. This function was set aside after it was decided that RDC's would not be supported at this time and that bill and hold contractors were not permitted to accept returns or shipments from other depots.
- Record Receipts from Manufacturers: This function permits RDC contractors to receive orders that were shipped based on a contract as well as a specific DD Form 250. This function was set aside after it was decided that RDC's would not be supported at this time and that bill and hold contractors were not permitted to accept shipments from other manufacturers.
- Review Orders and Generate MROs: This function permits bill and hold and RD contractors to access a queue of MROs (organized by destination) and print a bar coded copy of the MRO (DD Form 1348-1A "Issue Release/Receipt Document) and all of the required bar-coded container labels. This function now automatically calculates and generates the proper number of bar-coded container labels based on the shipped quantity and unit pack quantity. The user has the option to edit the number of containers and the allocation of quantities to each of the containers.
- Process Verbal/Written Orders: This function is used to enter emergency orders into the VIM-ASAP database so that they are processed like normal orders. The bill and hold contractors receive these orders from DSCP as a fax or phone call.

- Prepare Shipment Labels: This function permits each bill and hold contractor to collect their MROs by destination and print the required shipping documents (Shipping labels, container labels, and packing slip list).
 - View Existing Shipping/Container Labels: This function permits each bill and hold contractor to review and reprint any existing MROs, shipping labels, container labels, and lists that were created within the past two weeks.
 - Review and Reply to Follow-Up Inquiries: This function provides support for responses to follow-up inquiries with both a fully-automatic and semi-automatic processing. The fully-automatic processing is done for MROs that have already been shipped. The VIM-ASAP user does not need to do anything. The system automatically replies to the follow-up inquiry with the appropriate MILSTRIP transaction that identifies the actual shipment date. The semi-automatic process is used for those MROs that have not yet been shipped. The VIM-ASAP user is presented with a list of follow-up inquiries with an open space to enter the estimated shipping date. Once this data is supplied, the system formats and transmits the appropriate MILSTRIP transaction.
 - Administer ASAP Users: This function permits each manufacturer and bill and hold contractor to control who has access to their data and functions. The control is managed through permissions established for each user via their user identification and password.
 - Administer Various Options: This function permits each manufacturer to control specific things about how they want to work, e.g., update cut quantity based on weekly counts or from the use of ASAP to start production and ship items.
 - Administer DD250 Data: This function permits each manufacturer to identify alternate production sites, ship prefixes for all sites, and boiler plate data for blocks 21 and 23 of the DD250.
 - Administer DFAS Transmission: This function permits each manufacturer to control their own use of electronic invoice transmissions to DFAS via the WInS FTP site.
 - Reports – Inventory Counts: This function permits each bill and hold contractor to review DSCP's inventory records for all of the NSNs that are stored at the contractor's depot.
5. Lost several days developing a work-around plan and code to cope with a MS SQL problem with apostrophes in character strings (e.g., woman's shirt). This has never been a problem before, but all of a sudden we started having this problem. We could find no documented problem or solution and have contacted Microsoft to see if they can offer a solution. Since it may take many weeks to get a fix for SQL, we have implemented a software change to work around the problem.
6. WInS was unable to correctly handle rounding problems when quantities are large and unit prices for GFM has numbers out at the fourth and fifth decimal places. WInS personnel informed us that the problem had been corrected, but we discovered that it had not been. We prepared an example of the problem and sent it to our WInS POC. They forwarded to their

programmers for resolution. We eventually gave up on having WInS personnel resolve the problem and instead sent WInS a slightly modified unit price so that the rounding always came out with an even number.

7. Prepared a Lotus Screen Cam movie (as executable files) of each of the new VIM-ASAP functions that were working at the time that the movies were made. All of the executables were put on a CD-ROM and sent to Kathy Moore for her use as a demonstration of the new features.
8. Spent a couple of hours on the phone with Apparel Manufacturing Corp on June 20th to walk them through all of the new manufacturing and bill and hold functions that will be supported by the new version of VIM-ASAP. They had agreed to become the first user of the new system. They requested that we make one change to move the creation of the shipping labels to before the completion of the DD250. The QAR wants to inspect the garments and the container labeling before approving the DD250. We had the function working with data from completed DD250s. We made a change to have the function work with either in-process or completed DD250s.
9. During the last week of September, we implemented all of the new VIM-ASAP manufacturing functions for a single manufacturer (Apparel Mfg Co). The implementation went very smoothly with only a few minor problems that were quickly corrected.
10. Traveled to Tennessee Apparel during early November to conduct a VIM-ASAP training session and to better understand their operations so that the ARN systems can be used more effectively.
11. Spent several hours working with Uniart Corp (Salina Wong and Emil Kellner) in New York City to provide them with training in the use of VIM-ASAP for their manufacturing functions. There may be a problem with the digital transmission of some of their DD250s. WInS and DFAS cannot accept digital data for MOCAS formatted invoices that have CLINs with GFM. Some of their CLINs have GFM and require a MOCAS format. We will explore a couple of alternatives with DSCP to address this issue. One option is to eliminate the use of MOCAS whenever GFM is required
12. Spent the month of December working closely with and monitoring the use of the new production version of VIM-ASAP by Apparel Manufacturing (AMC) and Tennessee Apparel (TNN). TNN started using the depot functions for a few of their MROs on December 3rd. They began using the system for all of their MROs on December 14th (the system generated 774 MROs and MILSTRIP transactions during December). There was only one problem with an overseas shipment where the DODAAC had no ship-to address. TNN solved the problem by calling DSCP for the address. After further investigation, it was found that this is the only way to get overseas addresses. TNN also began using all of the manufacturing functions on November 30th after they were approved by DFAS for digital data transmission via WInS. TNN is also using the system to monitor their payments and have already been paid for one-third of their DD250s. During December, AMC used all functions of the new version of VIM-ASAP with zero problems. All of their payments were current throughout the month.

13. Completed the development of an implementation plan for VIM-ASAP. The first step was the creation of a complete list of all C&T manufacturers as well as all bill and hold contractors. The data in the AAVS DataMart was used to create the initial list. DSCP personnel reviewed the list of bill and hold contractors. They deleted a few of the contractors who are being removed from the program even though they still have some DSCP owned inventory. They are no longer receiving contracts to ship items to themselves and will no longer receive MROs once their current stock has been depleted. DSCP subsequently provided guidance on priorities for specific companies.
14. Initiated the expanded use of VIM-ASAP by making the initial contacts and supplied users manuals to Tennier Industries, Wolverine Worldwide, and Golden Manufacturing Company.
15. Conducted a number of training sessions for Debra Wassel of ATI and Dennise Planas and Tony Payauys of CAR.
16. Based on feedback from the first users, the following changes were made to the software to correct some problems, improve performance, and comply with QAR requirements:
 - The shipment weight and mode of shipment can now be entered when creating a DD250. Per the DFAR Appendix F, the mode of shipment is displayed in the lower right hand corner of Block 4 and the weight is displayed at the bottom of Block 16 on sheet 1.
 - Corrected mistakes in how substituted parts were handled for MROs and shipment prefixes were handled on DD250s.
 - Modified the DD250 variance percentage rounding methods to make it compatible with the SAMMS method. The SAMMS method permits one more item if the item causes the transition past the permitted variance percentage.
 - Modified the data entry method for shipment quantity to permit the entry of either the quantity of NSNs or cases to be entered.
 - Modified the form of the data used for container labels to reduce the amount of data passed between the client and server computers to eliminate a problem that occurred whenever there were several hundred container labels for a single shipment.
 - The TCN (Transportation Control Number) in the MILSTRIP transaction and on the DD Form 1387 was changed after working closely with a number of DSCP personnel. Two specific changes were made. The Julian date component of the TCN was changed from the ship date to the first requisition's birth date. The 16th character was set to a constant of "X" rather than a counter for the number of containers (e.g., "B" = 2).
 - We found two functions (MRO printing and shipping label printing for MROs) that were slow when dealing with a large number of items. We have developed two improvements for dealing with large quantities of items. The first has been implemented. It changes the method for passing data from one web window to another. The second method is

currently being tested and should be implemented during the month of March. It moves some of the formatting functions from the ARN server to the clients computer.

- We found that the letters N (for non-recurring) and R (for recurring) were being entered into the requisition suffix field for emergency faxed requisitions for the bill and hold contractors. This was causing a mismatch when the faxed requisitions showed up in SAMMS a few days later. We modified the data input function for these emergency orders to ignore the letters N and R when entered as suffix codes.
- We corrected a problem with missing MROs when the original requisition was for a discontinued NSN (SSC code of 6). These NSNs were not in the AAVS DataMart and thus the MRO could not be displayed. A change to the AAVS DataMart screening method caused these MROs to appear.
- The rounding method for variance quantities was changed to comply with SAMMS "always roundup" method.
- A small number of changes were made to the appearance of the the DD250 to comply with Tennessee's QAR's direction.
- A report was added for the bill and hold contractors to help them synchronize their inventory counts with those maintained by DSCP in SAMMS.

17. Identified all the rules required to generate each of the MILSTRIP and MILSTRAP transactions and the format of each transaction (see Appendices F and G).

18. Initiated the implementation efforts for manufacturers and bill and hold contractors and tracked the status of those efforts with a monthly status report (see Appendix H).

5.3 Develop and Support VIM Functions

VIM functions were developed to provide DSCP Item Managers, contracting officers, and others with improved visibility into wholesale, retail, and manufacturing data. The subtasks required to accomplish this included:

1. VIM was modified to include access to all existing and new VIM-ASAP functions so that all ARN systems users work through a single web site. The iPOP software was replaced with an alternate system that provides more control over placement and the display of longer names.
2. Corrected a problem with the Order Ship Time calculations for some of the PGCs. The historical database was complete, but the calculation for some of the PGCs would terminate abnormally whenever there were a small number of historical data points that were tightly clustered. The calculation can now handle this situation.
3. At the request of ATI, the VIM menu was expanded for ASTRA and a number of new Wholesale Local functions and sub-functions.

4. Utilized historical consumption and current on-hand data to perform the BIFRS-W calculations to generate orders for specific manufacturers: Designed a web based BIFRS-W function that is capable of handling both simple and complex manufacturing environments for all PGCs and all DAMs.
5. Designed a method to display the complete manufacturer's DD250 shipment status for an entire delivery order with an annotation that DFAS has accepted the shipment. The new method was presented to DSCP for their review and guidance. Once implemented, this method eliminates the need for the VIM-ASAP manufacturer to send a signed paper copy of the DD250 to DSCP.

5.4 Training Support

The training support tasks were focused on developing the VIM-ASAP training materials and on devaluating methods to improve the delivery of training materials to all VIM users, with particular focus on web based methods. The specific subtasks performed included:

1. Completed the development and release of the VIM-ASAP training materials, including an overview document, a review of the MILSTRIP and MILSTRAP transactions being generated, and the user training materials for each of the manufacturing and bill and hold depot functions.
2. Experimented with a number of methods to improve the ARN training materials. Lotus' Screen Cam looked very good, but the file sizes were too large to be useable over the Internet. We found an alternate system from TechSmith called Camtasia that could generate much smaller files. There were many options explored to adjust resolution and flicker that affects the size of the files and the quality of the presentation. Unfortunately, small files had inadequate resolution or too much flicker and the file size was too large for high quality images.

5.5 Project Management

The subtasks performed for the project management task included:

1. Conducted a number of teleconferences with DSCP and ARN program personnel. Most focused on a review of the capabilities and progress on the VIM-ASAP functions for manufacturers and bill and hold contractors.
2. Conducted a large of number internal project meetings to keep the PDIT ARN team working together on the right things.
3. Prepared a series of three monthly CDRL reports as required by the contract.
4. Prepared for and attended a number of ARN meetings in Long Beach, San Diego, Las Vegas, and Philadelphia.
5. Managed the Software Change Request (SCR) reporting and tracking process.

6. Performed an extensive assessment of the options for outsourcing the ARN server hardware and support to a number of Internet Service Providers (ISP). The ISP market was very unstable during the time that the assessment was performed. The two companies with the largest market share (Exodus and Metromedia Fiber Network (MFN)) were having severe financial problems as we tried to do the assessment. Exodus eventually went bankrupt and had their assets purchased by another company. MFN has had major layoffs and is trying to stay in business. The people that we were working with were laid off by both companies. We eventually completed a detailed assessment of Genuity's ISP services and presented those findings to the ARN program office. The combination of high prices and the financial instability of the ISPs lead the ARN program office to table the decision for another time.
7. Attended a meeting in San Jose on October 9th to understand the requirements for size selection for the 3D body scan software.
8. Completed an assessment and coordinated a plan with ATI to move all ARN web functions, FTP sites, and databases to a single cluster of servers, routers, and firewalls to PDIT's offices in Long Beach.
9. Prepared plans for the design, development, testing, and implementation of VIM-BIFRS, the use of VIM-ASAP by the Regional Distribution Centers, and the extension of VIM-ASAP to all bill and hold contractors and clothing and textile manufacturers.
10. At the direction of the ARN Program office we initiated (mid-January 2002) tracking the time per task through PDIT's timekeeping system to provide better visibility into the progress and level of effort for each task.
11. At the request of the ARN Program Office, PDIT worked with ATI to prepare a detailed SAMMS data usage list in preparation for the upcoming conversion by DSCP from SAMMS to BSM (Business System Modernization).

6 Conclusions

PDIT has made significant progress in its efforts to achieve its primary objectives of building a complete supply chain database from a collection of heterogeneous legacy system databases, of making this data available over the Internet for anyone with an interest in some facet of the total supply chain, and of providing apparel manufacturers with the systems they need to utilize this data to play their role in providing data to the total supply chain database. Progress can be seen through the following accomplishments:

1. An AAVS operational and computer system architecture has been put in place to support the construction and access to the AAVS DataMart.
2. The AAVS DataMart has been established as the repository for all Army, Marine Corps, Navy, and Air Force apparel supply chain data. The repository contains data about contracts, requisitions, inventory levels (wholesale and manufacturing), depot activities, billings, payments, retail consumption, production status, shipments, etc.
3. Data required by AAVS and other systems can be either imported or exported between systems.
4. VIM functions have been developed and implemented that use both existing and new supply data that is needed to manage the total supply chain.
5. Body scan data is being archived from the recruit scanning at the Marine Corp recruit training center in San Diego.

The primary focus during this contract performance period was on designing, developing, and implementing a system called VIM-ASAP that provides support for manufacturers and bill and hold contractors. The effectiveness of this system is demonstrated by the results that are being seen by each of the VIM-ASAP users. Some of the results include:

1. Manufacturers are working with DSCP to provide for a single consistent, accurate, and high-quality foundation for their contracts. DSCP has been very responsive to questions and data problems raised by their manufacturers.
2. The quality of the foundation shows itself in many ways. Manufacturers are the most enthusiastic about the improvement that they have seen in their cash flow as invoices are consistently paid fully and on-time.
3. While the manufacturers are being paid promptly, DSCP is seeing timely and accurate electronic shipment and receipt transactions (MILSTRAP) that are automatic by-products of a manufacturers invoice.
4. Bill and hold contractors no longer need to understand all of the formats and codes required to perform as a depot. They no longer need to use DAMES to receive, interpret, and then manually enter all of the applicable MILSTRIP and MILSTRAP transactions. VIM-ASAP does all of this for each bill and hold contractor, saving significant time while improving the timeliness of the transmissions.

5. DSCP no longer need spend countless hours working with the bill and hold contractors to resolve violations from incorrectly entered MILSTRIP and MILSTRAP transactions. VIM-ASAP has virtually eliminated violations and the resultant inaccuracies they create.

Appendix A

Acronyms

ARN Program

PDIT Final Technical Report

Contract GS-35F-0112L/SP0103-01-FA026

Prepared for:

Apparel Research Network Program
Defense Logistics Agency
DSCP and HQ, Fort Belvoir, VA

Prepared by:



Product Data Integration Technologies, Inc.

444 West Ocean Blvd., Suite 1800

Long Beach, California 90802

(562) 495-6500

(562) 495-6509 Fax

info@pdit.com

<http://www.pdit.com>

April 9, 2002

Appendix A – ARN Acronyms List

AAVS	ARN Asset Visibility System
ACF	Active Contracts File from SAMMS
AIMS	Apparel Information Management System
AMA	Apparel Manufacturing Architecture
ARCS	Active Requisition Control/Status from SAMMS
ARN	Apparel Research Network
ASAP	ARN Supply-chain Automated Processing
ASTRA	ARN Supply-chain Transaction Repository for Action
ATI	AdvanTech, Inc.
BIFRS-R	Balance Inventory Flow Replenishment System - Retail
BIFRS-W	Balance Inventory Flow Replenishment System – Wholesale
BSM	Business Systems Modernization
C&T	Clothing and Textile
CAGE	Commercial And Government Entity
CAR	Clemson Apparel Research
CAS	Contracting Administrative Services
CIIP	Clothing Initial Issue Point
CLIN	Contract Line Item Number
CRDL	Contract Data Requirements List
DAAS	Defense Automated Addressing System
DAM	Defense Apparel Manufacturer
DAMES	DAASC Automated Message Exchange System
DCMA	Defense Contract Management Agency
DD Form 250	DoD standard Material Inspection and Receiving Report, a.k.a. Invoice
DD Form 1155	DoD standard order for supplies or services
DD Form 1348-1A	DoD standard issue release/receipt document
DFAS	Defense Finance and Accounting Service
DIC	Document Identifier Code
DLA	Defense Logistics Agency
DODAAC	Department of Defense Activity Address Code
DOS	Days of Supply
DSCC	Defense Supply Center Columbus
DSCP	Defense Supply Center Philadelphia
DSD	Decision Support Database
DUE	Due-In Table from SAMMS
EDI	Electronic Data Interchange
FG	Finished Goods
FSC	Federal Supply Class

Appendix A – ARN Acronyms List

FTP	File Transfer Protocol
GFM	Government Furnished Material
LMI	Logistics Management Institute
MILSTRAP	Military Standard Transaction Reporting and Accounting Procedures
MILSTRIP	Military Standard Requisitioning And Issue Procedures
MOCAS	Mechanization of Contract Administration System
MRO	Material Release Order
MUMMS	Marine Corps Unified Material Management System
NEXCOM	Navy Exchange
NIR	National Inventory Record from SAMMS
NITS	NEXCOM Interface to SAMMS
NSN	National Stock Number
ORCS	Output Routing Codes from SAMMS
OST	Order Ship Time
PDIT	Product Data Integrated Technologies, Inc.
PGC	Product Group Code
QAR	Quality Assurance Representative
QLM-C	Quality Logistics Management – Central
QLM-L	Quality Logistics Management – Local
QLM-R	Quality Logistics Management – Retail
RDC	Regional Distribution Center
RIC	Routing Identifier Code
RTC	Recruit Training Center
SAMMS	Standard Automated Material Management System
SCF	Supply Control File from SAMMS
TCN	Transportation Control Number
VCSF	Violation Control and Suspense File from SAMMS
VIM	Virtual Item Manager
WInS	Web Invoicing System
WIP	Work In Process

Appendix B

AAVS DataMart Data Quality Problem Log

ARN Program PDIT Final Technical Report

Contract GS-35F-0112L/SP0103-01-FA026

Prepared for:

Apparel Research Network Program
Defense Logistics Agency
DSCP and HQ, Fort Belvoir, VA

Prepared by:

PDIT



Product Data Integration Technologies, Inc.

444 West Ocean Blvd., Suite 1800

Long Beach, California 90802

(562) 495-6500

(562) 495-6509 Fax

info@pdit.com

<http://www.pdit.com>

April 9, 2002

AAVS DataMart Data Quality Problem History

Date	Description	Source	Table	Potential Long Term Solution
2/26/2002	<p>ATI sent the following note to Gerald: I'm working with Soffee on the conversion from the old ASAPweb system to the new VIM-ASAP. We came across a problem when creating the DD250's for contract SP010099DBC74 Del Order 0231. All the unit packs for the PGC 02359 sweatpants and 02360 sweatshirt are 1. Please update the unit packs for these items.</p>	SAMMS	NIR	The problem was corrected the same day.
2/22/2002	<p>PDIT sent the following note to Gerald: We monitor violations for all of the VIM-ASAP users to make sure that we do not create any. We recently found two for Tennessee Apparel that did not come from us or them. Can you see if you can find out where these came from and why. The two requisitions are</p> <ul style="list-style-type: none"> - W62TGT20255000 violated because an ARO transaction was sent for a requisition marked as cancelled. This has never appeared in TNN's queue since we only present BA status requisitions to TNN. This requisition is still in the ARCS table with a CB status. - FB252020449120 violated because an ARO was sent for a shipment of 2 when the order was for 3. The next day Tennessee used VIM-ASAP to fill this order and we generated an ARO for 3 that did not violate. The status is now SS. <p>As you can see below, TNN did not create either of these transactions using DAMES. Having transactions come in for TNN from other sources creates an unpredictable environment. See if you can find out where these came from.</p>	SAMMS	VCSF	<p>Diane Scheuermann sent the following note on 3/8/2002: I found the problem! The document shown below has a CB status and it's for a different NSN. I looked in SIHF for all transactions under the 8430 NSN and found an issue from STN for doc nbr 5001. I'll have Harry Veneri contact Peckham to correct their ARO to doc nbr 5001. It turns out that the problem came from a typo at Peckham where they made a single digit data entry error that directed the ARO to a requisition that Tennessee was responsible for.</p>

AAVS DataMart Data Quality Problem History

Date	Description	Source	Table	Potential Long Term Solution
2/19/2002	<p>Rick Francis sent the following note: Contract SP0100-02-C-4003 allows for a 5% variation instead of the usual 2%. Is this something that is in the contract file or is it hard coded in VIM? Valley is attempting to make a shipment and it is saying that the "2%" variation has been exceeded. Could someone please correct this error?</p> <p>We checked the SAMMS data and found that half the CLINs were marked with a 5% variance while the other half were marked with a 2% variance.</p>	SAMMS	ACF	<p>All but two of the CLINs were changed to +5% as of 2/22/2002. Tennessee Apparel was able to complete the DD250 on 2/22/2002 even though two of the CLINs were still set to 2%. Gerald said that that the last two were being changed and they were the next day.</p>
2/11/2002	<p>DSCP contacted Rick Francis at Tennessee Apparel who contacted PDIT about a problem with ARA transactions that were recording double shipments to a DODOAAC of H98230. An investigation revealed that the correct number of garments were shipped, but that an ARA transaction was generated that doubled the shipment quantity for a dozen MROs. The problem was traced to the VIM-ASAP software not correctly dealing with a DODOAAC that had more than one RIC. We found that H98230 had two RICs (HG3 and HM2)</p>	DAASC	RIC	<p>The VIM-ASAP software was changed to ignore additional RICs for a single DODOAAC. The change was implemented on 2/12/2002. The investigation found that it is very rare to find more than one RIC for a DODOAAC, but it does happen. The software change will ensure that this problem does not occur again.</p>

AAVS DataMart Data Quality Problem History

Date	Description	Source	Table	Potential Long Term Solution
2/7/2002	<p>On 2/7/2002 the following note was sent to Diane S: Two requisitions (SC1082009739D and SC01081361526D) are marked as SS in SAMMS with Apparel Manufacturing (AMC) as the responsible depot. They did not fill these orders and VIM-ASAP did not transmit an ARO for either one of these. They still have the inventory and SC0108 did not receive a shipment. This happened once before several weeks ago. All we know is that someone is transmitting an ARO and it is not VIM-ASAP and it is not AMC.</p> <p>On 2/8/2002, Diane S responded: Our business office confirmed that JT runs a program for our Navy initiative that closes out all open BAs with DEL as the project code. It's the same program that we run to close out the Army recruit center documents, but we use two different project codes - RDO for redistributions and QLM for the issue transactions - for our transactions. If these requisitions had DEL then that's why they closed out.</p>	SAMMS	ARCS2	<p>It turned out that this problem has occurred four times with the order closed out by DSCP before the depot had a chance to fill the order. DSCP is working to decide how to resolve this problem. Until this happens, PDIT is running a weekly check on the database to find any requisitions that were marked with an SS status before the VIM-ASAP bill and hold contractor has had a chance to fill the order. Whenever we find an order with this problem, we will coordinate with DSCP and the bill and hold contractor to decide what to do about each order.</p>
1/29/2002	<p>Rick Francis of TNN sent the following e-mail: I received three requisitions yesterday in DAMES and they are not in VIM. This is a first. We have been comparing our data the way it came in before we got VIM to the new system and it has been matching perfectly. The orders are as follows:</p> <ul style="list-style-type: none"> • W36Q5J20140001 • W36Q5J20140002 • W36Q5J20140003 <p>What should we do with these?</p>	SAMMS	ARCS	<p>The AAVS DataMart excludes NSNs that are marked with an SSC of 6 (discontinued NSNs). These requisitions were missing because all references to discontinued NSNs are removed. DSCP deals with these by changing the NSN to an alternate item, but the original NSN remains in the database for reference purposes. We are working with DSCP to define the rules for keeping a small subset of the SSC 6 records whenever this type of replacement occurs.</p> <p>TNN's short term problem with the three requisitions was resolved by a special update to the AAVS DataMart to get all data associated with the three requisitions.</p> <p>The long term problem has also been corrected with a change to the AAVS DataMart screening method that now includes NSNs with an SSC of 6 whenever there is a current requisition that calls for that NSN. The change was implemented on 1/30/2002.</p>

AAVS DataMart Data Quality Problem History

Date	Description	Source	Table	Potential Long Term Solution
1/23/2002	<p>Rick Francis of TNN sent the following e-mail Today we received an order for FA4440 2022 004E. It had an in the clear address, but it did not print on the list or on the MRO. I tried generating a shipment label, but I am getting the "Sorry, problem" message again today.</p> <p>Mike O'Connell sent the following e-mail to DSCP Tennessee Apparel received the referenced requisition this morning. This is one of those requisitions that has HQ AF identified as the ship to DODAAC, but that is not where it is supposed to go. They did not create an in the clear address to go with this requisition so where do they ship this. The supplementary address is SP5200, but the Signal code is "B" so we did not use this. There is no address for SP5200, but it does say to call 1-888-352-9333 FOR ASSISTANCE. Can you check this out and let Rick know what to do with the requisition.</p>	SAMMS	REDF	<p>We found a problem with the update procedure for the AAVS DataMart that caused the missing in-the-clear address. The problem was with the PDIT update procedure and was corrected.</p>
1/22/2002	<p>Rick Francis of TNN sent the following e-mail On contract SP0100-02-C-4003, the acceptance point should be S for source. We are shipping this to two locations. The New Cumberland portion is right but the part we are shipping to Tracy are coming up as Destination. Could someone please change this to Source?</p>	SAMMS	ACF	<p>Diane Douse sent the following e-mail on 1/28/2002 After having spoken to you, I spoke to Nancy. She is going to change the FOB code to 2 sometime over the next few days.</p> <p>Nancy sent the following e-mail on 1/29/2002 Diane, et al: I input changes this morning - ALL CLINs have been changed from a code "D" to a "2" - hopefully, this will take care of the problem.</p>

AAVS DataMart Data Quality Problem History

Date	Description	Source	Table	Potential Long Term Solution
1/18/2002	<p>Debra Wassel sent the following note to Diane S. I received a call from Aida at EA Industries today explaining that the address that appears in block 13 (Ship To Address) contract number SP010001D5054, order number 0001 for the DD250 created in ASAPWeb differs from her paper contract. The ASAPWeb DD250 displays the code as MMSA01, Aida states that the paper contract she has list it as SW3121. Could you please look into this and let me know which is correct. Does Adia need a modified contract to reflect the ASAPWeb address or is an update in the DSCP database to reflect the code on Aida's paper contract needed?</p>	SAMMS	ACF	<p>Diane S responded on 1/18/2002: Debra, Both are correct. Albany has two DODAACs - MMSA01 is a Marine Corps DODAAC and SW3121 is a DLA DODAAC. Albany started out as a Marine Corps Logistics Base that agreed to stock DLA items. DLA's policy is to assign an "S" DODAAC to their depots, hence the SW3121. MMSA01 was already in SAMMS, and it was not worth the extra programming \$ for C&T to change everything over to SW3121 since there was no additional value added. Anyway , that's the history. The bottom line is that we were told not to send any more stock to Albany, so I have to find out if this contract should go there. I'll check with the inventory manager and get back to you.</p>
1/10/2002	<p>This note was sent to the two Dianes: We are getting ready to get Golden (CAGE of 2S952) on VIM-ASAP. I have reviewed their data and it looks good except for one entry that may or may not be a problem. I have attached a spreadsheet of the data. Take a look at the contracts with a code of "D" (in red) for the FOB_CD. These are all shipments to themselves as a bill and hold contractor (a RIC of STJ is their ID as a depot). I thought that the FOB_CD needed to be a "2". Can you check into it and either let me know that it is OK or get someone to correct the data.</p>	SAMMS	ACF	<p>Diane Douse responded on 1/14/2002 The buyer on that contract is changing the codes to 2. You should see the change in a day or so.</p>

AAVS DataMart Data Quality Problem History

Date	Description	Source	Table	Potential Long Term Solution
1/4/2001	<p>This note was sent to the two Dianes: Uniart tells me that they decided not to use SAMMS formatted invoices because the discounts were not taken for early payments. I looked into the database and found that none of their CLINs has a discount code. They were all coded as Net 30. Could this be the source of the problem? Was the discount negotiated, but not entered into the database. If we can get the discounts taken, we may be able to get rid of the GFM and MOCAS problem. Let me know what you think.</p>	SAMMS	ACF	<p>Diane S responded: Mike, I checked out the Navy coat contract, 01-C-0324, and found 3 discounts listed - .1% 10 days, .5% 20 days, net 30. The SAMMS award input page has only one line for discounts. I guess everyone picks the "net 30" because we've heard so many times that DFAS requires 30 days for payments that it seems useless to put in anything less than 30 days. At this point you probably have more experience with DFAS in this area than any of us do. What do you think we should load into SAMMS? Mike responded back to Diane S: You can code compound discounts into SAMMS. For example a code of "DDRR" means "0.5% 20 Net 30". I got all the codes from DLAM 5335.2 APPENDIX A-162. It looks like a code of JJ and BB would produce the results defined in the Uniart contract. I have attached the pertinent DLAM document. I found that the coding is reversed when entered into SAMMS, i.e., the first two characters in DLAM are the last two in SAMMS. There are not that many compound codes entered into SAMMS, but I do see some. For example, I see DDRR being used on contract SP010001C1002 by the ORC of BQ. Diane S responded back to Mike: Thanks, Mike. I'll send a message out to my team to take a little more care in the discount area.</p>

AAVS DataMart Data Quality Problem History

Date	Description	Source	Table	Potential Long Term Solution
1/3/2002	<p>Rick Francis sent the following note to DSCP: Can someone please check on Contract SP0100-02-M-SA59. I printed the DD-1155 and found the following errors:</p> <ul style="list-style-type: none"> • CLIN 0001AA and 0002AA are missing. • There is no address for CLIN 0006AA, 0008AA, and 0009AA • The address for CLIN 0004AA does not match my copy sent from DSCP. • The price for 0015AA should be \$27.80 instead of \$65.36. <p>I have some of these garments ready to ship if someone can correct these errors.</p>	SAMMS	ACF	Rick Francis and Diane Scheuermann discussed these problems. It was going to take a few days to correct the problems and the orders needed to go out immediately. Rick decided to prepare the DD250s manually.
1/3/2002	<p>Rick Francis sent the following note to DSCP:</p> <p>I compared the DD-1155 for a new contract award, contract SP0100-02-D-4015 with information that furnished to us at award. There are quite a few discrepancies between what was faxed to us by the Contracting Officer and what I printed out from the VIM-ASAP system:</p> <ul style="list-style-type: none"> • CLIN 0001 -0010 the AA and AB seem to be reversed. • CLIN 0011AA-0016AA the quantities/sizes are not the same • CLIN 0022AA-0024AA the quantities/sizes are not the same • The delivery dates are not correct, some even have year 2001 dates. <p>Please correct. Whoever is entering this data has to realize that we are not going to be paid properly if the data we are furnished does not match what they are inputting into SAMMS.</p>	SAMMS	ACF	Diane Scheuermann sent the following note: Rick, We'll check this out, but keep in mind that we can't always get a delivery order to look exactly as the hard copy in the pre-award stage. When we first work the buy qty up in SAMMS, SAMMS may not generate a procurement document with all the sizes we know we need. We have to double up on other sizes to get the qty/\$ value that we need. It's only after it's awarded that we can start making the necessary changes in SAMMS to adjust sizes/qtys/dates, etc. to what is shown on the hard copy that we've given to you. You may be pulling the award information out of SAMMS before we have all the "behind the scenes" stuff done.

AAVS DataMart Data Quality Problem History

Date	Description	Source	Table	Potential Long Term Solution
12/21/2001	<p>The following note was sent to the two Dianes:</p> <p>I will be in New York City all next week so I thought that I would spend a couple of hours with Uniart while I was there. I will do some training, but not get them started using the system until after the first of the year so that we have some time to resolve some data problems in SAMMS. I have attached a spreadsheet with all of Uniart's active contracts (extracted from the ACF table this morning). I know that everyone will be gone next week, but could you get started working with this data when you get back after the 1st. I have marked things in red that I think are problems.</p> <ol style="list-style-type: none"> 1. Red received quantities appear to be complete and should no longer be in the ACF table 2. The red cells in the column "GFM_IND" are in conflict with the GFM_STD_UP column 3. Red FOB_CD is in conflict with the fact that they are being shipped to a depot (this may be a moot point as they all appear to be completely received) 4. Red ADMIN_LOC_CD codes are inconsistent with the PAYMT_OFC_CD (I thought when the PAYMT_OFC_CD was 16 that the ADMIN_LOC_CD needed to be LTC, LTE., or LTS) 5. The ORC is missing for a few CLINS <p>This is all I can see. Take a look to see if I missed anything or have interpreted the rules wrong.</p>	SAMMS	ACF	<p>Diane S responded:</p> <p>I'll check your list and get back to you on the discrepancies, but I can give you an immediate answer to #4. Pay ofc 16 is not always linked to LTC, etc. If a contractor signs up for electronic invoicing, his pay office should always be 16. The admin office, however, changes depending upon the circumstances of each delivery order within the contract. The depot orders require administration from the local DCMA office for various services, such as QAR inspection, in-process inspections and whatever else we assign to them. The DVD orders on the same contract are usually special measurement orders which have LTC, LTE, etc as the admin office because the measurements, patterns, guidance, etc are provided by DSCP's special measurement team. There is no QAR inspection of the specials, therefore we don't need DCMA to administer these orders.</p>

AAVS DataMart Data Quality Problem History

Date	Description	Source	Table	Potential Long Term Solution
12/14/2001	<p>The following e-mail was sent to Diane, Diane, and Gerald: I made another pass through all of TNN's contracts now that many of the data problems have been fixed. I found the following Contracts/CLINs that did not look right based on my understanding of the rules. Can you get the right person to take a look to see if anything needs to be done.</p> <ol style="list-style-type: none"> All CLINs for contract SP010001MSA94 have an admin by code of LTC with a pay office code of E8. I thought that all LTC codes were either a 12 or 16 pay office code. All CLINs for contract SP010002C4003 are coded as "D" for FOB code. They are all going to a depot. I thought that all of these needed to be coded as a "2". There are a number of special measurement DVD contracts that are coded "D" for the FOB code. I thought that all DVD contracts were source inspected (coded as a "2"). The contracts include: SP010001MSA94, SP010001MSA98, SP010001MSB22, SP010001MSC67, SP010001MSD52, SP010001MSD59, SP010002MSA05, SP010002MSA14, SP010002MSA20, SP010002MSA24, SP010002MSA29, SP010002MSA34, SP010002MSA52, SP010002MSA59, SP010099D0309, and SP010099D0313. A single CLIN (0022AA) for contract SP010099D0309/0002 is marked with an FOB_CD of "D" while all the others are marked as "2". Some CLINs on contract SP010001C0336 have an FOB code of "D" while all the rest are marked as "2". The "D" CLINs include 0025AA through 0033AA. <p>I plan to do this type of review of all contracts before we do a VIM-ASAP startup with each new manufacturer. I would like to eliminate as many data quality problems as we can before a new manufacturer begins using the system. Let me know if I have misunderstood any of the rules and have incorrectly pointed out a problem where the coding is correct.</p>	SAMMS	ACF	<p>Diane Scheuermann sent the following note: Generally special measurement DVDs are coded D. They are not inspected by a QAR at the source. Acceptance is upon inspection by the customer. Depot orders (depot meaning DLA or contractor) are usually FOB 2 because they require inspection prior to shipment to a storage site. This could also apply to DVDs added to depot delivery orders via mods. The DVD CLIN will have a D; the depot CLINs will have a 2. We usually include a statement in the mod that inspection and acceptance is changed from source to destination for the DVD CLINs. All of the needed corrections have been made.</p>
12/3/2001	<p>There was no pay office code for contract SP010001DCA42/0004 for either of the two CLINs for Travis.</p>	SAMMS	ACF	<p>Harry Streibich corrected the problem the same day.</p>

AAVS DataMart Data Quality Problem History

Date	Description	Source	Table	Potential Long Term Solution
11/30/2001	The unit pack for the PGC 02234 is set to 1 for most of the NSNs. A few are set to 30 which is the correct number.	SAMMS	NIR	Corrected by DCSP
11/30/2001	The acceptance point for Tennessee Apparel's contract SP010098D0315 is set to "Destination" for nearly every CLIN. It should be "Source".	SAMMS	ACF	Corrected by DCSP
11/8//2001	The QAR for Travis objected to seeing the "INCH" on the size of an NSN. DSCP identifies the size as "45 INCH".	SAMMS	SCF	<p>DSCP does not agree with the QAR for Travis. DSCP identifies a belt as "45 INCH". The QAR just wants to see "45". Travis may whiteout the "INCH" on the paper DD250 to make the QAR happy. This data only appears on the face of the DD250. The electronic data that is sent to DFAS only contains the NSN. DCMA's new system works exclusively with the digital data, not what can be seen on the face of the DD250. This problem will go away when DCMA stops working with paper.</p> <p>Bernie Johns has stated that these types of problems need to be referred to DCSP so that they can resolve any problems with the QAR.</p>
11/15/2001	The are MROs in Tennessee Apparel and Apparel Manufacturing's queues of requisitions that have already been shipped. We are not yet sure of the cause, but it appears that they are all caused by mistakes made when entering the shipment data into DAMES. We will monitor their queues and the violations file for the next several weeks until we are sure that this is the cause and we have been able to eliminate this problem.	DAMES	ARCS	<p>The is an unpredictable lag in the time it takes for a DAMES transaction to appear in SAMMS. There has been no delay in the time it takes to get a VIM-ASAP MILSTRIP or MILSTRAP transaction into SAMMS. They always are recorded the evening of the transaction transmission. The transition from DAMES to VIM-ASAP will required careful manual review and update, but this problem will disappear as soon as the transition is complete. There are still 31 requisitions that need to be reviewed and dispositioned before Tennessee Apparel has complete the transition to VIM-ASAP. All 31 have been dispositioned as of 12/11/2001.</p>

AAVS DataMart Data Quality Problem History

Date	Description	Source	Table	Potential Long Term Solution
11/15/2001	<p>The following note was sent to the two Dianas: I received a call from Tim at Travis today about block 8 on the following contract being displayed in ASAPweb incorrectly. Contract- SP010000DCA48 Del ord - 0003 Tim says the code needs to be an S instead of the D that is being displayed. Can you please have that corrected.</p>	SAMMS	ACF	Harry Streibich corrected the problem the next day.
11/14/2001	<p>Tennessee Apparel personnel discovered the following two problems with their contract data as they started using the new version of VM-ASAP:</p> <ol style="list-style-type: none"> 1. SAMMS data identified all CLINs on one contract as ####AB while their paper contract identified all CLINs as ####AA. 2. One contract from SAMMS was missing a single CLIN and one of the CLINs had a order quantity that was differed from the quantity on the paper contract. 	SAMMS	ACF	<p>Tennessee Apparel contacted Diane Scheuermann. She corrected the SAMMS data for both contracts. Current ASAPweb users are now discovering these types of problems when they are generating their DD250s. This late discovery of problems delays the shipments and invoices. The new version of VIM-ASAP permits manufacturers to discover these problems much earlier as they use the "Generate DD1155" function for new contracts. This permits them to discover problems early by comparing their paper contracts with the SAMMS data so that corrections to either SAMMS or the paper contracts can be made well before it is time to generate the DD250..</p>
11/8/2001	The QAR for Travis identified a problem with the nomenclature for one NSN.	SAMMS	SCF	The nomenclature was corrected.

AAVS DataMart Data Quality Problem History

Date	Description	Source	Table	Potential Long Term Solution
11/5/2001	<p>The following note was sent to the two Diances: Tim from Travis is having a problem with the contracts referenced below. The SAMMS data has these two contracts administered by DSCP (Admin by code of "LTC") and paid as SAMMS formatted invoices out of DSCP with a payment office code of "12". This is what causes the payment DODAAC in Block 12 of the DD250 to be SC0100. The HQ0339 DODAAC is for a MOCAS formatted invoice, not a SAMMS formatted invoice. Tim has a paper contract that says one thing and the data from SAMMS saying the opposite. If SAMMS is right, he needs a contract mod to his paper or he needs SAMMS corrected if the paper contract is correct. I have included Steven Davis on this note. His ORC was on the SAMMS record.</p> <ul style="list-style-type: none"> • SP0100-00-D-CA62 / 0002, current Block 12 is SC0100 in your system, the physical contract says HQ0339. • SPO100-98-D-CA90 / 0002, current Block 12 is SC0100 in your system, the physical contract says HQ0339. <p>The next day, we received the following note from Harry Streibich. The paper contracts are correct. I have corrected the contracts (along with DO 0003 for DCA62) to read 316 for the admin code and E7 for the payment code.</p>	SAMMS	ACF	I know of no long term solution other than notifying the responsible person at DSCP to find the source of the problem and correct it.

AAVS DataMart Data Quality Problem History

Date	Description	Source	Table	Potential Long Term Solution
10/25/2001	<p>An e-mail message was sent to the two Dianes on missing pay office codes for SP010099DCB61 Delivery Order 0007. The note read "I just spoke with Travis Assoc. They do not get a pay office for their DD250. I looked in the ACF table and the pay office code is blank and there is no ORC assigned to this contract. Can you get the right person to fix this ASAP. The other delivery orders and CLINs all had a pay office code of 12."</p>	SAMMS	ACF	<p>Diane Douse sent the following note: It's a contract on Harry Streibich's team. He'll take care of it. Harry sent a note a short time later that they had corrected the data. The updated data was found in the next mornings update to the AAVS DataMart.</p>
10/24/2001	<p>Apparel Manufacturing was incorrectly assigned a contract for T-Shirts that should have been assigned to the same CAGE that had the previous delivery orders for that contract.</p>	SAMMS	ACF	<p>The update program for the AAVS DataMart could check to make sure that the same CAGE code is assigned for every delivery order and CLIN of a given contract. The system could automatically send an e-mail message to the ORC whenever an inconsistency is discovered.</p>
10/17/2001	<p>The following note was sent to DSCP: We are working with AMC to get their data current and accurate. We came across and odd CLIN for a coat that they do not make and have never made. The contract is SP010095D0353/0053 CLIN 0009AA for NSN 8415013908540. There are no other delivery orders nor are there any other CLINs in SAMMS. The CLIN is assigned to 0N1T2 which is AMC. There appears to be a problem with this record. Can you get this corrected? I have included Arthur Masciocchi on this note. His ORC was on the CLIN.</p>	SAMMS	ACF	<p>Diane Douse sent the following note: That was an old American Apparel contract for an item I manage. I will look into it and see what I can find out. Diane Douse sent the following note: It appears that the CLIN was still open because the expended quantity was never closed out, which I will contact DFAS about so they will close out the CLIN with a FIC Q. The whole order has Apparel Manufacturing's CAGE code. I spoke to a buyer as to why this would happen when the award was for American Apparel. Apparently it probably wasn't the original buyer's fault. There is a glitch in the system that affects CAGE codes and for some reason this one was incorrect. I input an action to change the CAGE to 0B419 for this order, which is American Apparel's CAGE. You should hopefully see the change tomorrow. The change was found in the database the next morning.</p>

AAVS DataMart Data Quality Problem History

Date	Description	Source	Table	Potential Long Term Solution
10/3/2001	<p>We did an examination of all the CLINs in the ACF table and found that the vast majority of DVDs are coded as B00 (0% variance), but that more than two-thousand are coded as something other than B00.</p>	SAMMS	ACF	<p>Diane Scheuermann sent the following note: Based on the responses I've rec'd back from numerous team leaders, B00 is the correct variance for a DVD. Anything other than that is a coding error.</p> <p>As part of each day's AAVS DataMart update, we could check each DVD's CLIN and then send a notice to the appropriate personnel at DSCP to highlights any coding error. VIM could then be used by DSCP to request the generation of the transaction required to correct SAMMS.</p>
9/24/2001	<p>Apparel Mfg Co sent a note to correct the unit pack for the following PGCs:</p> <p style="padding-left: 40px;">PGC UNIT PACK 02682 is 40 SHOULD BE 45 02683 is 40 SHOULD BE 30 02684 is 10 SHOULD BE 45 02685 is 10 SHOULD BE 30</p>	SAMMS	NIR	<p>All the corrections were made in the NIR table of SAMMS for the four PGCS.</p>
9/24/2001	<p>The unit pack quantity is used for the container labels created for the VIM-ASAP manufacturer. It defines how many garments go into each box and how many labels are needed for the number of boxes that are needed.</p>	SAMMS	NIR	<p>Diane Scheuermann and Diane Douse sent the following notes: "Sometimes the IM will set the unit pack to 1 in order to obtain a buy out of SAMMS. There was a time when a buy would not generate if the deficit quantity was between 1 and the unit pack quantity, so several IMs reduced their UPs to 1. With the proliferation of methods to obtain PRs, I thought we had gotten away from coding the system this way." "I've seen this before also, and for the same reason, but I also agree that there are now ways around that. The only other reason I could speculate is that since this looks like one of the new PFU (physical fitness) items, maybe SAMMS defaults the unit pack to 1 on a new item, until the item manager enters the correct QUP." The responsible KO sent the following note: "I will change all unit packs that are 1 to 30." As part of our daily update process, we could highlight any contracts for VIM-ASAP users that have a QUP of 1. We will need to get a list of PGCS where this is valid. When we encounter a invalid QUP of 1, we could automatically notify the appropriate ORC of the condition.</p>

AAVS DataMart Data Quality Problem History

Date	Description	Source	Table	Potential Long Term Solution
9/20/2001	<p>Travis wants to put an "E" for estimated on the back end of their shipping date. The DFAR Appendix F spells out the circumstances where this is used. No one else has asked to do this and we do not find the word "Shall" from our reading of the DFAR. I have looked at the SAMMS and MOCAS data formats for WInS submittals. I cannot send the "E" with the date. We seem to have three options:</p> <p>1) Travis' KO can tell them that they do not need the "E", 2) I can add the "E" to the backend of all dates on the face of the DD250 (this can be done tomorrow), or 3) I can provide the option for each manufacturer to enter the "E" themselves (this will take a little time and need to be included in the new version of VIM-ASAP that we are working on). One other option is to have Travis use a pen to write an "E" on the face of the DD250. The "E" is not used for anything electronic so nothing is lost.</p>	ASAP	DD250	<p>Received the following note from Diane Douse:</p> <p>"I spoke to one of the buyers, Scott Kromis, on the Accessories team, since the KO is out of the office. He spoke to Tim at Travis. Travis does quick response orders as well as depot delivery orders. Quick response DD250s are not of concern because they are always shipped the same day the DD250 is issued. Travis is a NIB (National Industries for the Blind) contractor, meaning FOB Origin for depot shipments, which explains why the delivery date may need to be an E on the DD250. However, since, according to Tim, the DD250 isn't issued to ASAP until after the QAR signs, which is when they would ship anyway, the E is not really necessary. I spoke with some of the other buyers and most of them have either never seen, or only on occasion seen, an E on a DD250. Some contractors have apparently abused this policy in the past, as well. The E is not a requirement on a DD250. It is more of a safeguard for the contractor when the ship date cannot be pinpointed. Based on this information, I am sticking with my recommendation to tell the contractor the E is not needed. If they feel more comfortable, like you said, they could write it in pen, since electronically it is not needed either."</p> <p>If anyone disagrees, please speak up!</p> <p>The decision was made to direct the user to use an ink pen to mark the "E" if they feel that it is necessary. VIM-ASAP does not need the "E" nor does DFAS. The "E" cannot be transmitted anywhere and it has no effect on the receiving or payment process.</p>

AAVS DataMart Data Quality Problem History

Date	Description	Source	Table	Potential Long Term Solution
9/13/2001	<p>The following note was sent to Diane Douse and the responsible IM:</p> <p>We are working with Coastal to get them doing their DD250s with ASAP. We have a few questions. I have included Steven Davis in the distribution. His name was the ORC in the ACF record. Coastal's DD250 has the following differences from the records we have from SAMMS:</p> <p>Coastal has the "Admin By" at the DCMC in Atlanta. SAMMS has it identified as LTC which means DSCP, not Atlanta.</p> <p>Coastal has their discount terms as "Net 30". SAMMS has it identified as 0000 which means "No Discount".</p> <p>Coastal has the payment office as HQ0338 "South Entitlement Operations". SAMMS has it identified as LTC which means SC0100 "DFS-CO-FVSCBA/CA"</p> <p>Which is right? If SAMMS is wrong, can you get the records corrected.</p>	SAMMS	ACF	<p>The contracting officer sent the following note:</p> <p>I changed Admin office to 302 for Atlanta and pay office to E8 for South Entitlement in SAMMS. However, no change is required for discount terms as I am told the code our buyers use for net 30 is 00.</p> <p>I receive the following note from Diane Scheuermann:</p> <p>Mike, I can't address Coastal, but I can give you some general information regarding admin / pay codes. Pay office codes 12 and 16 are for the SAMMS payment office. 12 is used on all small purchases (under \$100,000) and 16 is used on all contracts using the SAMMS electronic invoicing process. Generally, when a 12 is used, the admin office code will be LTC/LTE. When a 16 is used, delivery orders going to a depot will cite the DCMA admin code; delivery orders that are DVDs (usually special measurements processed thru EDI) will cite the LTC/LTE codes. A delivery order cannot be changed from MOCAS to SAMMS, or vice versa, once it's begun shipping, since neither system can be read by the other. A "D" type contract, however, can have some delivery orders that are MOCAS and others that are SAMMS, because each delivery order stands on its own. Usually the code reflects who we want to inspect the finished product - depot orders would require a QAR to inspect, therefore, we want the DCMA office to administer the order. A DVD order is accepted by the customer, therefore, we would not require a QAR inspection (due to a one for one replacement warranty) and we cite DSCP as the admin office. It's very confusing, but we muddle through somehow.</p> <p>We could put the Diane's logic into validation code that looked for and highlighted inconsistencies for the person at DSCP who is responsible for the each delivery order.</p> <p>We received the following note about the corrections to SAMMS:</p> <p>SP010099FEB12 is correct admin code and payment code SP010001FED55 admin code should be 302 in lieu of LTE, payment code is 12 (SAMMS input action today) as of a recent change all payment codes will be 12.</p>

AAVS DataMart Data Quality Problem History

Date	Description	Source	Table	Potential Long Term Solution
9/4/2001	<p>The ACF table from SAMMS for contract SP010099D0331 Delivery Order 0030 had an incorrect payment office code of B2 for the CLINs on this order. It should have been 16. The problem was reported to DSCP on the morning of 9/4/2001. It was corrected within a couple of hours by the responsible Item Manager.</p>	SAMMS	ACF	<p>This cannot be automatically detected or automatically corrected. Someone needs to notice the wrong code and input the correct code. We can develop a VIM function that can generate the appropriate SAMMS transaction to correct these types of problems where the responsible person can override the incorrect data. We can also create a new validation check in the AAVS DataMart update software that looks for and highlights inconsistencies, e.g., all but one of the delivery orders for a single contract use a single payment office code.</p>
5/11/2001	<p>Capps (CAGE of 1B5D1) contacted PDIT regarding the wrong acceptance point (FOB_CD) for Block 8 of their DD250s. SAMMS has them all marked as "D". Capp's QAR says that they should all be "S".</p>	SAMMS	ACF	<p>This cannot be automatically detected or automatically corrected. Someone needs to notice the wrong code and input the correct code. We can develop a VIM function that can generate the appropriate SAMMS transaction to correct these types of problems where the responsible person can override the incorrect data. We can also create a new validation check in the AAVS DataMart update software that looks for and highlights inconsistencies, e.g., different FOB_CD found on CLINs for the same contract and delivery order.</p>
4/27/2001	<p>Gwen Brooks from Softe pointed out a problem with the size data in the SCF table Two of the NSNs are marked as small. Gwen says that the third NSN in the list is large. Can you get this corrected.</p>	SAMMS	SCF	<p>This cannot be automatically detected or automatically corrected. Someone needs to notice the wrong code and input the correct code. We can develop a VIM function that can generate the appropriate SAMMS transaction to correct these types of problems where the responsible person can override the incorrect data.</p>
4/3/2001	<p>The GFM prices were set incorrectly. Received the following note from Diane Douse "Ann Beecroft left me a voice mail on Friday. As I had figured, they are having problems getting the GFM unit price adjusted. They are working on it. Please let me know if you do not see it corrected over the next few days. It might be on one of those that can't be fixed."</p>	SAMMS	ACF	<p>This cannot be automatically detected or automatically corrected. Someone needs to notice the wrong code and input the correct code. This is a data element in SAMMS that could not be corrected.</p>

AAVS DataMart Data Quality Problem History

Date	Description	Source	Table	Potential Long Term Solution
1/4/2001	<p>We are missing one of the CLINs on contract SP01000DCC26/0001 for Apparel Manufacturing Corp. The missing CLIN is 0011AA. We see the data in the ACF table of SAMMS, but we do not pick it up because the PGC in the SCF table is set to zero. We only get NSNs with valid PGCs. The NSN in question is 8405014764762. Can you get the appropriate person to enter the correct PGC in the SCF table. We need the data updated so that the DD 250 can be prepared.</p>	SAMMS	SCF	<p>This could be automatically detected by looking for NSNs in contracts that do not have a valid PGC. This problem could be automatically reported to the responsible DSCP personnel via VIM. The corrected data could be automatically formatted and transmitted to SAMMS.</p>

Appendix C

AAVS DataMart Problem History

ARN Program

PDIT Final Technical Report

Contract GS-35F-0112L/SP0103-01-FA026

Prepared for:

Apparel Research Network Program
Defense Logistics Agency
DSCP and HQ, Fort Belvoir, VA

Prepared by:



Product Data Integration Technologies, Inc.

444 West Ocean Blvd., Suite 1800

Long Beach, California 90802

(562) 495-6500

(562) 495-6509 Fax

info@pdit.com

<http://www.pdit.com>

April 9, 2002

AAVS DataMart and QLM Central Update Problem History

Date	Description (all times are for the East Coast)	Type of Problem					Other
		Late Oracle Update	SAMMS or Oracle Down	DSCP/PDIT Comm.	PDIT/ATI Comm.		
2/25/2002	The weekly complete tape backup failed over the weekend which caused the Monday morning update for the AAVS DataMart to fail. The problem was fixed Monday morning around noon. QLM Central had already received an update from the weekend run.						X
2/20/2002	PDIT's server was unable to make connection with ATI's server for approximately one hour after the download was scheduled to start. This delayed the completion of the download until 6:30 AM.					X	
1/15/2002 – 1/17/2002	ATI's servers were down for a few days with a very severe virus problem. They resolved the problems and got back up on the afternoon of the 17 th . The Friday morning (1/18/2002) update was normal and completed on time.						X
12/28/2001 thru 1/2/2001	PDIT moved its offices and the ARN servers during the holidays. Network problems at the new facility delayed the update to the AAVS DataMart until the morning of January 2 nd .						X
12/20/2001	SAMMS was down most of the day on Dec 19 th . When they finally got the system back up, everything ran late. QLM Central was updated before noon on the 20 th .		X				
12/11/2001	Everything was working well through the transmission of the ACF table to QLM Central. At some point during the transmission of the ARCS1 table, the communications link with ATI went down and did not come back up for three hours. The transmission continued at that time and finished a few hours late. Both ATI and PDIT examined their logs and could not find the source of the outage. It must have occurred somewhere between the two sites.					X	
12/6/2001	The Oracle database update was completed on time, but DSCP's communications were down until 6:30 AM. This delayed the update to QLM Central until 8:30 AM.					X	

AAVS DataMart and QLM Central Update Problem History

Date	Description (all times are for the East Coast)	Type of Problem				Other
		Late Oracle Update	SAMMS or Oracle Down	DSCP/PDIT Comm.	PDIT/ATI Comm.	
11/19/2001	The update to the Oracle database was late this morning. The update was not complete until shortly after 7:00 AM. The update to the AAVS DataMart and QLM Central was not completed until 8:45 AM.	X				
11/14/2001	The ACF and all of the ARCS tables were updated late on Oracle database (after 6:00AM EST). AAVS and QLM Central were updated shortly after that.	X				
11/9/2001	There was a communications hardware problem between Columbus and Philadelphia that delayed the update for the AAVS DataMart. The update data for QLM-Central was late. It was not complete until noon.		X			
11/8/2001	All of the SAMMS tables were late being updated in the Oracle database. This delayed the update to the AAVS DataMart and the transfer to QLM-Central by four hours. QLM-Central was not updated until 9:30 AM.	X				
11/6/2001	The ARCS tables from SAMMS were never updated on the Oracle database on Tuesday. Christine Nutter informed us that Columbus had trouble with their FTP downloads and were able to correct the problem before the day was over.		X			
11/2/2001	The ARCS tables from SAMMS were never updated on the Oracle database on Friday. The problems continued over the weekend, but were corrected in time for the Sunday night update that is used by QLM Central on Monday morning.		X			
11/1/2001	The update to the Oracle database was late this morning. The update was not complete until shortly after 6:00 AM. The update to the AAVS DataMart and QLM Central was not completed until nearly 7:30 AM.	X				
10/17/2001	The update to the Oracle database was not get completed until shortly after 6:00 AM this morning. QLM Central's update was completed around 8:00 AM.	X				

AAVS DataMart and QLM Central Update Problem History

Date	Description (all times are for the East Coast)	Type of Problem				
		Late Oracle Update	SAMMS or Oracle Down	DSCP/PDIT Comm.	PDIT/ATI Comm.	Other
10/9/2001 – 10/10/2001	There were hardware problems in Columbus that delayed the downloads for two days. SAMMS came back up during the morning of the 17 th , but the Oracle database was not updated until it was too late in the day.		X			
10/5/2001	Received the following note from Christine Nutter at DSCP "We are having problems with the Procurement daily cycles. I was just told that we will not have a download to either late today or tomorrow!"		X			
9/24/2001	The update to the Oracle database was not get completed until shortly after 7:00 AM this morning. QLM Central's update was completed around 8:00 AM.	X				
9/21/2001	The transmission between PDIT and ATI was a little slow this morning. The download finished four minutes late.				X	
9/20/2001	The transmission between PDIT and ATI was a little slow this morning. The download finished five minutes late.				X	
9/14/2001	The internet traffic must have been a little heavy this morning during the update for QLM-Central. The download took a little longer than normal and finished one minute after the deadline.				X	
8/28/2001	ATI had some server and/or communications problems that prevented the data transfer to QLM Central for several hours.					X
8/27/2001	The download between ATI and PDIT was a little slow this morning. The download was completed a few minutes late.				X	
8/16/2001	The DUE table was not downloaded today due to a change that was made at DSCP to one of the data element names. All the critical tables were downloaded and transferred to QLM Central by 5:30 AM. The DUE name change was incorporated in the AAVS download for the next download.					X

AAVS DataMart and QLM Central Update Problem History

Date	Description (all times are for the East Coast)	Type of Problem				
		Late Oracle Update	SAMMS or Oracle Down	DSCP/PDIT Comm.	PDIT/ATI Comm.	Other
8/15/2001	The communications within the DoD Internet was so slow that none of the SAMMS tables from the C&T Data Warehouse were downloaded today.			X		
8/9/2001	The Oracle database update was a couple of hours late this morning. The update to QLM Central was completed at 7:00 AM.	X				
8/6/2001	The Oracle database was not updated until approximately 1:00 PM. The download is very slow this late in the day and only some of the tables were updated before the end of the day.	X				
8/1/2001	The Oracle database was not updated until shortly after 6:00 AM. We completed the download to the AAVS DataMart and QLM-Central around 8:30 AM.	X				
7/27/2001	The download between ATI and PDIT was a little slow this morning. The download was completed three minutes late at 5:33 AM.				X	
7/25/2001	The Oracle database was not until shortly after 7:00 AM. The update to QLM Central was completed around 8:30 AM.	X				
7/20/2001	Most of the Oracle database tables were updated around 2:00 AM. The ACF was not updated until 5:00 AM. The AAVS DataMart was updated by 6:00 AM. Some of the QLM Central tables were updated at the same time, but we were unable to update the rest of QLM Central's tables until 8:38 AM. There was a three hour time period where we were not able to make a connection. We have seen some reporting on the Internet that the tunnel file in Baltimore burned up major east coast fiber optic lines. This may have something to do with the problems we had this morning.	X			X	
7/19/2001	Problems at DSCP prevented the access of the data for the entire day (see 7/18/2001 notes)		X			

AAVS DataMart and QLM Central Update Problem History

Date	Description (all times are for the East Coast)	Type of Problem				Other
		Late Oracle Update	SAMMS or Oracle Down	DSCP/PDIT Comm.	PDIT/ATI Comm.	
7/18/2001	<p>The Oracle database was late getting updated. It was not complete until roughly 6:00 AM. QLM Central's update was completed until around 9:30 AM. The Internet was very busy during the late morning which made for a very slow download from DSCP to PDIT and then from PDIT to ATI. Received the following notes from Christine Nutter regarding the late Oracle updates.</p> <p>"We have been having major ftp problems for the last two days as I was just informed."</p> <p>"Just want to inform you that tonight we will most likely encounter the same problems that we have been having the last two days. Below is a few e-mail's I blended together explaining what is causing our new problem. It appears that C&T has other downloads that has caused a delay in our regular download process."</p> <p>"I asked John to set up a meeting next week (he is in class this week) with all the C&T players involved in this process. C&T was unaware that the warehouse wasn't updated over the weekend and therefore they continued to input duplicate transactions that SAMMS had previously processed. So although we cleared up the "overflow" problem, the "duplicate" problem is still somewhat of an issue. However, it's not the only issue. According to John, the drastic increase in the number of transactions processed might actually be valid. I explained to him that if the volume is valid, that's okay, but they have to understand that the processing schedule will be affected and, in turn, the downloads will be adversely affected. It's either something they will have to live with, or consider using the DSD."</p>	X		X	X	
7/17/2001	<p>The Oracle database was late getting updated. It was not complete until roughly 7:00 AM. QLM Central's update was completed around 8:30 AM.</p>	X				

AAVS DataMart and QLM Central Update Problem History

Date	Description (all times are for the East Coast)	Type of Problem				Other
		Late Oracle Update	SAMMS or Oracle Down	DSCP/PDIT Comm.	PDIT/ATI Comm.	
7/13/2001	The nightly tape backup of the AAVS DataMart got hung up last night, preventing the morning update to have access to the database. We corrected the problem and completed the update of QLM Central by 1:00 PM. The backup procedure is being modified so that a backup tape problem does not hang up the morning update.					X (backup tape problem)
7/12/2001	The download between ATI and PDIT was very slow this morning. The download was not completed until 8:17 AM.				X	
7/10/2001	The download of the data to QLM Central did not finish until just before 1:00 PM. The delay was caused by PDIT's work to clean up after the problems from the previous week. The automatic processes were turned off during the cleanup and not turned back on at the end of the day.					X Mistake at PDIT
7/5/2001 thru 7/6/2001	The AAVS DataMart server encountered a problem on Wednesday night (July 4 th). The server was rebooted when we got in Thursday morning, but it kept failing with many different symptoms of problems. It took the rest of the day and all Thursday night to isolate the problem to a power supply that was replaced early Friday morning. The power server never failed, it simply caused the system to fail at many different places with many different symptoms. The server was restored and reinstalled on the network Friday morning (around 11:00 AM East Coast Time). The update of the AAVS DataMart was started at that time and completed near the end of the day. Everything was running normally and all databases were restored and updated by the end of the day.					X The power supply on the AAVS Server failed

AAVS DataMart and QLM Central Update Problem History

Date	Description (all times are for the East Coast)	Type of Problem			
		Late Oracle Update	SAMMS or Oracle Down	DSCP/PDIT Comm.	PDIT/ATI Comm.
7/2/2001	<p>We just found out that they changed all the passwords over the weekend. We spoke to Robert Marzacco who gave us the new password. He apologized, but said that someone at C&T should have told us about the change. This is the first time they have done this since we started downloading the data from SAMMS. Hopefully, it will be another 3 years before they do this again. We need to make some changes and start the download again. It normally takes many hours to complete the downloads when we do this during the middle of the day. It may be the end of the day by the time we finish. The last data was transferred to QLM Central around 3:30 PM (East Coast Time).</p> <p>The following exchange took place between Kathy Moore and Jeannie Lacovara:</p> <p>Kathy's Note: "Jeannie - Were you aware of this password change? If so, can you establish some type of suspense so that we can be aware of it prior to the action."</p> <p>Jeannie's Note: "Kathy, Blindsided every one of us, too. JT requested they inform us -- prior to -- in the future. Sorry for the inconvenience. We all got hit."</p>				<p>X (password for access DCSP servers as changed)</p>

AAVS DataMart and QLM Central Update Problem History

Date	Description (all times are for the East Coast)	Type of Problem				Other
		Late Oracle Update	SAMMS or Oracle Down	DSCP/PDIT Comm.	PDIT/ATI Comm.	
6/29/2001	<p>The download to QLM Central was late this morning. It did not finish until after 11:00 AM (East Coast Time). We received the following message from Christine Nutter:</p> <p>We are having problems with the daily runs also, this is the month end adding to problems. Procurement and Financial warehouse files are not going to be updated today. All other tables are being loaded now. I will keep you posted on our status of updates for the CTWHS table updates.</p> <p>And this note from Annette R. Marcel</p> <p>Due to problems with the PM multi-daily for C&T, the warehouse has not been updated today 6/29. After a review of the backlog of data on overflow for the multi-daily, a decision was made to input half of the overflow. This was based on the fact that the data was delayed since last week. Numerous problems has caused a delay in the completion of the multi-daily. The job should be completed by 0730 hrs and the downloads will run after this cycle. The AM multi-daily has been cancelled.</p>	X				
6/26/2001	The download between ATI and PDIT was a little slow this morning. The download was completed one minute late.				X	
6/25/2001	The update to the Oracle database was late this morning. It was not available until a little after 6:00 AM (East Coast Time). The updated data transmission to QLM Central was completed around 7:30 AM.	X				
6/21/2001	The download from Oracle was on time, but the transmission between PDIT and ATI was a little slow. The transmission was completed two minutes late at 5:32 AM.				X	

AAVS DataMart and QLM Central Update Problem History

Date	Description (all times are for the East Coast)	Type of Problem				Other
		Late Oracle Update	SAMMS or Oracle Down	DSCP/PDIT Comm.	PDIT/ATI Comm.	
6/18/2001	DSCP's servers were down over the weekend and did not come back on line until 7:30 Monday morning. We were finally able to connect to the servers to download the data, but the traffic was so heavy that each table was taking more than one hour to download. We finally cancelled the download and will wait until tonight before we try again.		X			
6/11/2001	The ACF and BDStatusReqs were updated on time, but then the communications line was lost between PDIT and ATI for roughly one hour. The line then came back up and the rest of the tables were downloaded to QLM Central by 6:30 AM (East Coast Time). It appears that the problem was at or close to the ATI end. During the same time frame, we were able to download the Oracle status table from DSCP to check to see if any additional updates were occurring.				X	
5/23/2001	The communications between PDIT and ATI was a little slow this morning. QLM Central was updated 16 minutes late. The download took a half hour longer than normal.				X	
5/18/2001	For the first time in three weeks the updated to Oracle was late due to a SAMMS problem. We received this note from Christine Nutter "Sorry we did not have all downloads complete in time today. I was informed that the downloads were later than normal today due to abends in the SAMMS production jobs. Our procurement job (USPTDD09) had bad data. The last time was over 2 1/2 hours. The AM multi daily did not finish until 04:11. The downloads processed immediately after it's completion." The downloads were completed after the Oracle database was updated. QLM Central received all of its data just before 8:00 AM (east coast time).		X			

AAVS DataMart and QLM Central Update Problem History

Date	Description (all times are for the East Coast)	Type of Problem				Other
		Late Oracle Update	SAMMS or Oracle Down	DSCP/PDIT Comm.	PDIT/ATI Comm.	
5/7/2001	The transmission was completed seven minutes late. Oracle was on time. We continue to experience a slightly slower transmission time between PDIT and ATI. Doina is checking for the cause at our end.				X	
5/3/2001	The Oracle update was on time this morning. The AAVS DataMart is backed-up to tape each night. Last night the backup hung for reasons we do not yet understand. The download of the Oracle database would not start because the backup was hung. When we cleared the backup this morning, the download started automatically. The update to QLM Central was completed around 2:00 PM (East Coast Time). We will find out what caused the tape backup problem and then do what is necessary to see that this does not happen again.					X (Backup tape problem on AAVS Server at PDIT)
5/2/2001	The updates to Oracle and the AAVS DataMart completed on time. The download to QLM Central ran a little slow and finished ten minutes late.				X	
4/30/2001	The updates to Oracle and the AAVS DataMart completed on time. The download to QLM Central ran a little slow and finished two minutes late.				X	
4/27/2001	The Oracle updates were completed an hour earlier (6:04 AM) than yesterday, but still later than needed. There was also a communications problem that delayed the download of the ACF and ARCS1 tables to QLM-Central. We are investigating the source of this delay. QLM-Central was updated at 7:44 AM.	X				

AAVS DataMart and QLM Central Update Problem History

Date	Description (all times are for the East Coast)	Late Oracle Update	SAMMS or Oracle Down	DSCP/PDIT Comm.	PDIT/ATI Comm.	Other
4/26/2001	<p>The Oracle updates were completed at 7:04 AM (East Coast Time). The updates to QLM Central were completed at 7:51 AM. Received the following note from John Kennedy "I spent about an hour this afternoon in conference calls with the Megacenter and Operations on the delayed warehouse download issue that is affecting the PDIT AAVS datamart (Kathy Moore, et al). I told Dudley I would fill you in. It seems the warehouse downloads started slipping in March when the DSD files began downloading for C&T/Medical. Apparently, our CTWHS downloads are competing with DSD downloads all on the same comm line and going to the same server. This coupled with the growing size of the files has caused the download jobs to take longer to complete. As long as we are running the CTWHS concurrently with the DSD, we are downloading double the files. So, I will be working with Operations to map the data elements so that we can make the shift from the CTWHS to the mandated DSD and eventually terminate the CTWHS. Until then we have to run them concurrently."</p>	X				
4/25/2001	<p>The Oracle update did not finish until shortly after 6:00 AM (East Coast Time). QLM Central was updated by 7:30 AM, except for the ARCS1 tables which was not downloaded until nearly 10:00 AM. We will check to see what caused this one table to be delayed.</p>	X				

AAVS DataMart and QLM Central Update Problem History

Date	Description (all times are for the East Coast)	Type of Problem				Other
		Late Oracle Update	SAMMS or Oracle Down	DSCP/PDIT Comm.	PDIT/ATI Comm.	
4/24/2001	DSCP Operations is still having scheduling problems. QLM Central did not get their data until 8:00 AM (East Coast Time). Received the following note from Keith Renn "the problem is that DISA is NOT sending the downloads on time -- as it frequently doesn't complete the preliminary SAMMS processing until 0300-0430. The actual PDIT database extraction scripts (on the mid-tier) are scheduled to look for the appropriate download every ten minutes, and they take only 5-10 minutes to run once they locate the download. My understanding is that our SLA with DISA calls for its completion of the downloads by 0230. As you know, keeping Dudley and Ro apprised of the problem will speed things along."	X				
4/20/2001	DSCP Operations is still having scheduling problems. QLM Central did not get their data until 8:00 AM (East Coast Time).	X				
4/19/2001	DSCP Operations is still having scheduling problems. QLM Central did not get their data until 8:00 AM (East Coast Time). I received the following note from Christine Nutter "We are monitoring the download problem, and again I apologize for the tables not being available until 6:39. Dudley Bolbat as well as our Deputy Director are now involved because we all realize the urgency of correcting this scheduling of download issue. Annette Marcel will check to see if the particular tables that PDIT need are still being sent down first."	X				

AAVS DataMart and QLM Central Update Problem History

Date	Description (all times are for the East Coast)	Type of Problem			
		Late Oracle Update	SAMMS or Oracle Down	DSCP/PDIT Comm.	PDIT/ATI Comm.
4/18/2001	The Oracle update was late (roughly 6:30 AM East Coast Time). It was just after 8:00 AM before the data got to QLM Central. Christine Nutter is working to improve the timing.. She sent me the following note this morning "In reference to your email, I spoke to our people here who handle schedule and told them their change did us one hour good, but not good enough! The downloads were not complete until 6:30! I will be sitting with them this afternoon to go over what needs to be done to have our downloads, complete and refreshed in a timely fashion!"	X			
4/17/2001	The Oracle update was late (roughly 8:00 AM East Coast Time). I received this note from Christine Nutter explaining the problem "Last week the AM multiday was scheduled differently from the mega center to see if this would improve download updates. Unfortunately, this proved not to be beneficial to our daily updates. I asked them today to please put us back to the schedule that we were on when we first did migration. Looking at the schedule of past AM multidayes, the end of March downloads where coming down and files were completed by 4:00. Tonight, we should have better results!!!"	X			

AAVS DataMart and QLM Central Update Problem History

Date	Description (all times are for the East Coast)	Type of Problem			
		Late Oracle Update	SAMMS or Oracle Down	DSCP/PDIT Comm.	PDIT/ATI Comm.
4/12/2001	I am using Sam's message from Wednesday to reply to a late update that Sam did not recognize. The Oracle database was updated late yesterday afternoon so we had new data this morning when QLM Central started their processing. The normal Thursday morning update to the Oracle database did not occur until roughly 7:30 AM (East Coast Time). This data did not make it to QLM Central until roughly 9:30 AM. There were nearly 3,000 additional requisitions in the morning update that were not in the late Wednesday afternoon update. This type of double update occurs periodically, but is normally not a problem because the second update occurs before QLM Central starts its processing. They always work with the second update if it comes in time. I know of no way to systematically solve this problem. We never know when a second update is coming. The problem may not be that critical since QLM Central was able to work with reasonably current data. They just missed some of last night's updates.	X			
4/11/2001	The Oracle database was not updated this morning until just after 7:00 AM (East Coast Time) this morning. We completed the update to the AAVS DataMart and transfer to QLM Central at 8:36 AM.	X			

AAVS DataMart and QLM Central Update Problem History

Date	Description (all times are for the East Coast)	Type of Problem				Other
		Late Oracle Update	SAMMS or Oracle Down	DSCP/PDIT Comm.	PDIT/ATI Comm.	
4/10/2001	<p>The update to the Oracle database did not finish until after 7:00 AM (East Coast Time). We completed the update to the AAVS DataMart by 8:30AM and then began transferring the data to QLM Central. Some of the tables are complete, but we are having some problem completing the download. We are working to resolve the problem and will let you know when the download is complete.</p> <p>The download to QLM Central just finished a few minutes ago. We had problems with ARCS1 and DUE. We lost connection with ATI for reasons we do not understand. This happened once before (many months ago). We were unable to isolate it then because we could not make it happen again. We reset the communications and the two tables were transferred. I do not plan to try to figure out why this happened unless we see this problem again.</p>	X			X	
4/9/2001	<p>The updates were a little late this morning. We started the download to QLM Central before the deadline, but the last table was not transmitted until 5:46 AM, 16 minutes late.</p>	X				
3/28/2001	<p>The Oracle database was late getting updated this morning. A few of the tables were updated around 9:00 AM (East Coast Time) this morning. Those tables have been transmitted to QLM Central. The ACF and ARCS tables are still not updated as of noon. Those will be sent as soon as they are available.</p>		X			
3/23/2001	<p>The Oracle database was late getting updated this morning so the transmission to QLM Central was late. We understand that they had the power off last night for some reason at DSCP.</p>	X				
3/15/2001	<p>The oracle database update was late this morning. The AAVS DataMart and QLM Central were updated just before 8:00 AM (East Coast Time) this morning.</p>	X				

AAVS DataMart and QLM Central Update Problem History

Date	Description (all times are for the East Coast)	Type of Problem				Other
		Late Oracle Update	SAMMS or Oracle Down	DSCP/PDIT Comm.	PDIT/ATI Comm.	
3/12/2001	The DSCP C&T Oracle database update was a little late this morning. The update to QLM Central update finished at 5:33 AM.	X				

Appendix D
VIM-ASAP v2.0 Users Manual

ARN Program
PDIT Final Technical Report

Contract GS-35F-0112L/SP0103-01-FA026

Prepared for:

Apparel Research Network Program
Defense Logistics Agency
DSCP and HQ, Fort Belvoir, VA

Prepared by:



Product Data Integration Technologies, Inc.

444 West Ocean Blvd., Suite 1800

Long Beach, California 90802

(562) 495-6500

(562) 495-6509 Fax

info@pdit.com

<http://www.pdit.com>

April 9, 2002

Virtual Item Manager ARN Supply-chain Automated Processing

VIM-ASAP v2.0 User's Manual

Prepared for:
Apparel Research Network Program
Defense Logistics Agency (DLA)
and
Defense Supply Center Philadelphia (DSCP)



Prepared by:
Product Data Integration Technologies, Inc.
444 West Ocean Blvd., Suite 1800
Long Beach, California 90802
(562) 495-6500
(562) 495-6509 Fax
info@pdit.com
<http://www.pdit.com>

March 5, 2002

Table of Contents

Introduction	1
1. Establishing an Internet Connection	3
2. Acquiring and Learning How to Use a Browser	3
3. User Identifications and Passwords.....	4
4. Login and Use of VIM-ASAP.....	4
5. ASAP Administration	7
5.1. Administer ASAP Users	7
5.2. Administer DD250 Data	7
5.3. Administer DFAS Transmission.....	9
5.4. Administer Various Options	10
5.5. Adjust Cut Quantity and Finished Goods.....	11
6. Manufacture Garments	13
6.1. Process Contracts/Orders – Start Production.....	13
6.2. Generate DD1155	14
6.3. Prepare DD250s.....	16
6.4. View/Edit Existing DD250s	21
6.5. Track DD250 Payments.....	21
6.6. Prepare Shipment Labels	24
6.7. View Existing Shipment/Container Labels	26
6.8. Add/Delete NSN.....	26
7. Manage Depot Operations.....	27
7.1. Review Orders and Generate MROs	27
7.2. Process Verbal/Written Orders	29
7.3. Prepare Shipment Labels	30
7.4. View Existing Shipment/Container Labels	33
7.5. Review and Reply to Follow-Up Inquiries.....	34
7.6. Reports – Inventory Count.....	34
7.7. Reports – Requisition Status.....	36

Appendices

- A. Approval from DFAS for Electronic Transmission of DD250s
- B. Importing and Exporting Data with VIM-ASAP

Introduction

The ARN Supply-chain Automated Processing (ASAP) system is a collection of Internet-based functions that have been designed to support enhanced visibility, reliability, and document and data consistency between defense apparel manufacturers, DFAS, and the personnel at DSCP who are responsible for managing inventory levels, issuing contracts and requisitions, and monitoring related activities. ASAP is a part of the total DSCP managed system called VIM (Virtual Item Manager) that provides DSCP with a collection of functions that support their management of the total apparel supply chain.

VIM-ASAP accomplishes these things by providing web pages for each manufacturer to start production of selected contracts, create DD250s when the items are ready for shipment, transmit electronic DD250s to DFAS, and print all of the shipping and container labels that are required when making a shipment. For those manufacturers who are bill and hold contractors, the system also generates MILSTRAP transactions (D4S) as well as all of the documents and MILSTRIP transactions that are required for the operation of a depot. Most of the information required, like contract numbers and ship-to addresses, have been extracted from a collection of DSCP, DLA, DFAS, and DCMA databases and inserted in the appropriate locations on the web pages so that users need only make minimal entries of variable data, e.g., quantity shipped for each CLIN.

Terms You Should Know

- ❑ **PGC (Product Group Code):** A five digit code that is used by DSCP to identify all NSNs that belong to a specific garment family or commodity, e.g., all sizes of shirts made from the same fabric and style are assigned to a single PGC. You will see the PGC whenever you are addressing any of the NSNs that you are producing.
- ❑ **Click** means that you should depress the left mouse button once after positioning the mouse cursor over a specific point.
- ❑ **Cut Quantity** is used to identify those NSNs that have gone from a status of on-order (the contract has been issued) with the manufacturer to the transition into the production process. It is that point in time where DSCP can no longer issue a modification that does not have a significant impact on the manufacturer.
- ❑ **Finished Goods (FG) Quantity** is reserved for manufacturer owned items for which no current contract exists for the NSNs. These may be items that we manufactured a "at risk" in anticipation of a contract or excess items that may have been left over from a prior contract where the completed quantity exceeded the permissible variance. FG items can be seen by DSCP personnel and can be used to fill requirements for future orders.

This document is organized into the following sections:

1. Establishing an Internet Connection: Defines what each contractor needs to do to establish a connection to the Internet.
2. Acquiring and Learning How to Use a Browser: Users need to know how to use a browser.

3. User Identification and Passwords: Explains how to login to VIM-ASAP.
4. Login and Use of VIM-ASAP: Explains how to initially login and begin using VIM-ASAP.
5. ASAP Administration: The Administration web functions provide controls for each contractor over who can review and update their web pages. These functions also permit each contractor to identify alternate production sites, to authorize the VIM-ASAP program to transmit electronic DD250s to DFAS, to initialize data for the DD250, and control over a number of other options.
6. Manufacture Garments: The manufacturing functions provide access to new and updated contracts and delivery orders, the identification of CLINs that have been cut, the preparation of DD Form 250s and all shipping documents, and the transmission of electronic invoices to DFAS and MILSTRAP transactions for bill and hold contractors.
7. Manage Depot Operations: The depot operations functions provide access to new and updated requisitions (a.k.a. MROs) and follow-up inquiries, prints all of the required forms and shipping documents, permits the entry of phone or faxed orders, and generates all of the required MILSTRIP transactions.

1. Establishing an Internet Connection

There are a large number of options for establishing an Internet connection. Costs start at roughly \$10 per month for a dial-up service that works with each individual's computer modem. This is a perfectly acceptable setup as long as your computer's modem is at least 56 kbs. High-end performance options can cost as much as \$1,500 per month, but these are only necessary for very high volume multi-user environments. There are also many options in between these two. Your initial connection can be focused on the very acceptable low-end, but make sure that the provider has a local number that is not frequently busy. If you get poor service from one provider you can easily switch to another until you get a good level of service.

The search for a good Internet provider should start with recommendations from local friends. If you do not know anyone with Internet experience, look in the yellow pages under "Internet" to find a local provider. Any Internet service provider will supply you with a start-up kit and technical support if you have any communications problems.

The minimal configuration for a computer required to access the Internet and use VIM-ASAP varies as a function of the operating system, but needs to be able to utilize at least Microsoft's Internet Explorer version 5.5. If you encounter slow performance, you may need to add RAM or get a faster connection to the Internet. There are too many variables of operating system, processor speed, and RAM to make a specific system recommendation. As a starting point, you should check Microsoft's minimum system requirements for the version of Internet Explorer that you have installed. You will also need an ink-jet or laser printer for printing the forms and bar codes produced by VIM-ASAP.

2. Acquiring and Learning How to Use a Browser

A browser is a program that permits each user to navigate their way around the Internet. There are several different brands of Browsers. The two most common ones are Microsoft's Internet Explorer (IE) and Netscape's Navigator. At this time Netscape's browser is not capable of properly handling a number of functions so you will need to use IE for VIM-ASAP.

In recent years, nearly every computer is purchased with a browser already installed. If IE is already installed, use its "Help" menu to check the "About Internet Explorer" option. Make sure that it is at least version 5.5. If you need to acquire an updated version of IE, use your existing Browser to access the indicated Web site for a free download of the IE software at: <http://www.microsoft.com/windows/ie/>

Before you use VIM-ASAP for the first time, you should become familiar with the use of your Browser. VIM-ASAP utilizes many of the standard methods that you will find on nearly all Web pages, such as pull-down lists. You should not use the enter button and instead click on the appropriate action button. Browsers can get confused about what the enter button is being used for. There are also books that you can read, but you will also need to sit and use the browser for a few hours before you will become familiar enough to begin using VIM-ASAP.

You should also change "Page Setup" for your browser under "File" in the menu at the top of the browser window. You need to remove any headers and footers and set all margins to 0.25".

3. User Identifications and Passwords

A default user ID and password are established for each manufacturer. The user ID is always the manufacturer's CAGE while the password is a random number that is sent by DSCP to each authorized manufacturer. No one can update or access a manufacturer's individual VIM-ASAP web pages without being authorized by the specific manufacturer. Access is managed through the use of user IDs and passwords that are controlled by each manufacturer through their administration web page.

If you have misplaced the letter containing your password or have any other problems, call the VIM-ASAP Help Desk at 1-888-940-7348. The help desk is open from 8 a.m. to 5 p.m. (Pacific Time), Mondays through Fridays, except Holidays. You may leave a voice mail message at any time and help desk personnel will return your call as soon as possible.

A test for site with demonstration data has been established so that each user can practice using the system the first time. Use this demo site until you have learned how to work with the system. The login and password are both "demoasap." The address is: <http://vim.ct-dscp.com/>. In the demo site, you may perform all of the functions without changing any production data or transmitting data to any external organization. You can make mistakes that will not cause any problems.

4. Login and Use of VIM-ASAP

When you are ready to start using VIM-ASAP, go to <http://vim.ct-dscp.com/> to access the web site and enter your user identification and password (see Figure 1). Additional authorized users may be created by each manufacturer's system administrator by following the instructions contained in Section 5.1.

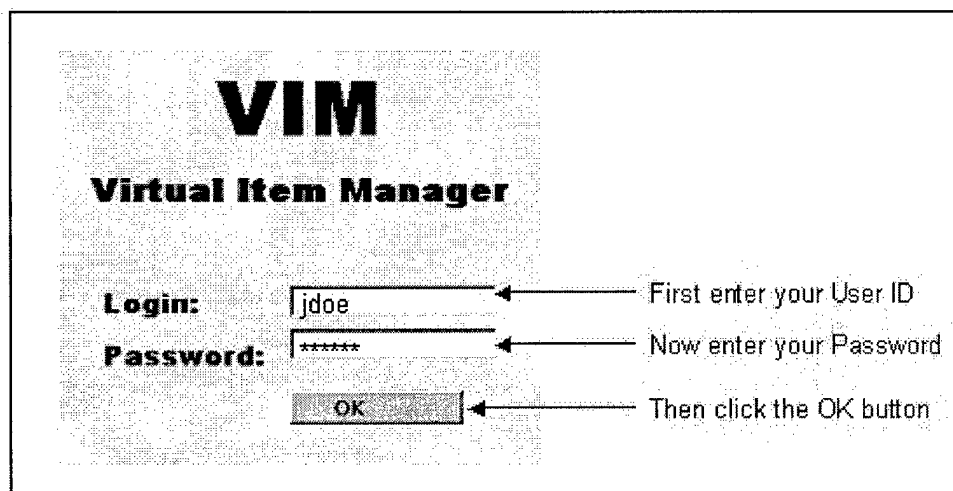


Figure 1 – Login

After logging in, the first level of the menu will appear in the upper left-hand corner of your screen (see Figure 2). Click each menu folder to get access to the lower level functions. The administrator of an apparel manufacturer will see two clusters of functions under the folders of

“ASAP Administration” and “Manufacturer Garments”. A bill and hold contractor will see a third cluster of functions called “Manage Depot Operations”. The right half of the screen is used to display usage statistics and contact information. The “Data Update Status” lists the last update date and time for the most recent update of the database for contract and MRO data from DSCP. The functions available from the “ASAP Administration” folder are shown in Figure 3. The functions available from the “Manufacturer Garments” folder are shown in Figure 4. The functions available from the “Manage Depot Operations” is shown in Figure 5. Simply click on the function with the black dot in front of it to activate the desired function.

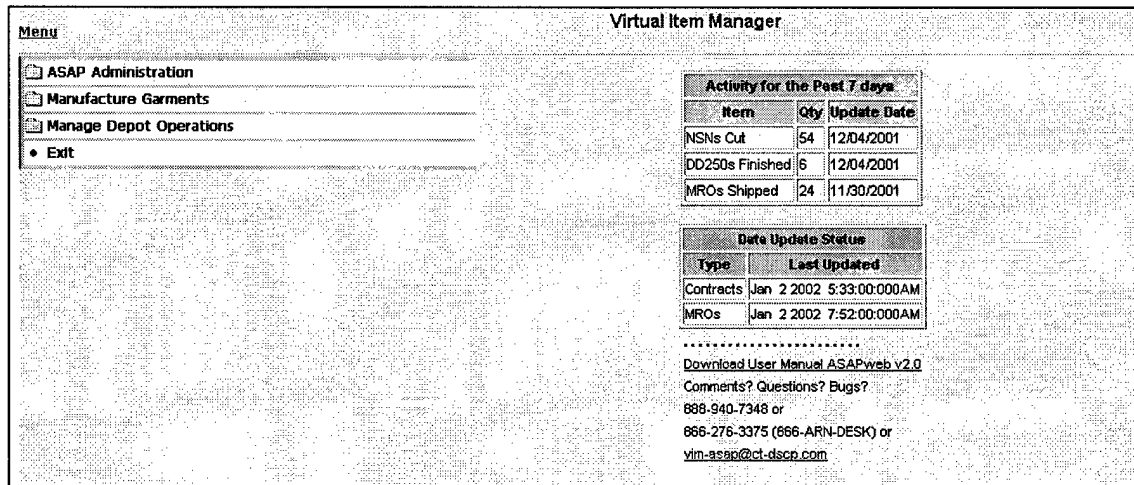


Figure 2 – First Page After Login Menu

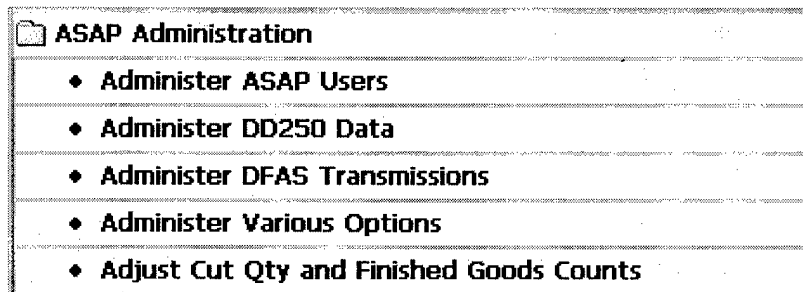


Figure 3 – ASAP Administration Menu




Figure 4 – Manufacture Garments Menu

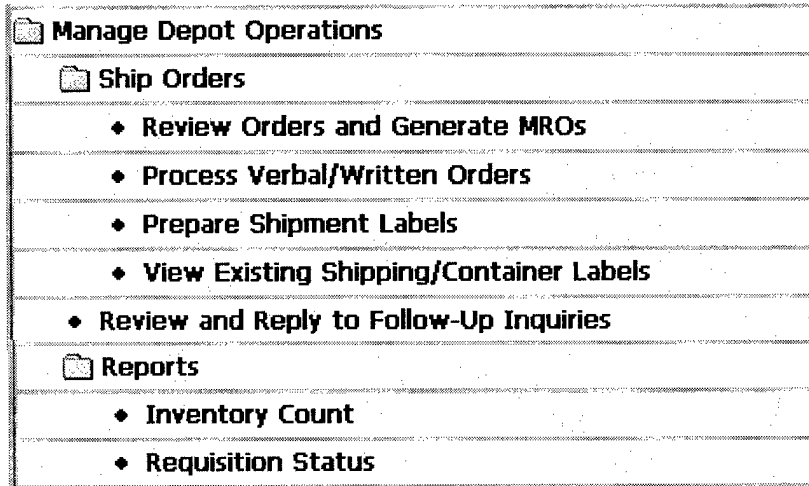


Figure 5 – Manage Depot Operations Menu

5. ASAP Administration

This collection of functions are used to periodically set options and enter data that does not change from day to day, such as the boilerplate data for Block 23 of the DD250, permission to transmit invoice data to DFAS, etc. The following subsections explain how to use each of the administration functions.

5.1. Administer ASAP Users

Each company uses the Administer ASAP Users function (see Figure 6) to control its own users and what group of functions they will be permitted to access. All users that are created with this function are assigned to the CAGE of the user that is using this function. Each user identification must be unique across all VIM-ASAP users so that each user is associated with the proper CAGE when they login. If a duplicate user identification is selected, the update will be stopped and a message displayed that points out the problem. The set of functions that each user is able to access is controlled by selecting the desired type of user (e.g., an "ASAP Manufacturer" can only perform manufacturing related functions). For security reasons, a user with administrative controls cannot change their own user type. All of the fields need to be completed before the user data can be updated. E-Mail addresses and phone numbers will be used to contact users if there is a need to contact someone directly.

The user identification must be unique across all VIM-ASAP users

Users can be selected by either their name or identification

Enter the data for each user

Identify the user type

Click this button when ready to save the data entered above

Select a user and click this button to delete user

Click this button to undo any changes and clear screen

User Id	User Name
Add User	Add User
User Id	jdoe
Password	*****
Name	John Doe
Phone	(562) 555-1212
EMail	jdoe@msn.com
Type	ASAP Manufacturer
<input type="button" value="Update"/> <input type="button" value="Delete"/> <input type="button" value="Cancel"/>	

Figure 6-Administer ASAP Users Web Page

5.2. Administer DD250 Data

The "Administer DD250 Data" function (see Figure 7) is used to identify shipment prefixes, RICs for bill and hold contractors, CAGEs of alternate ship-from sites, and boilerplate information for blocks 21 of 23 of the DD250. These CAGEs are only a list of candidates that may do shipping. The actual shipping site is selected when the DD250 is prepared.

Prime Contractor	ON1T2 - Apparel Mfg Corp	ShipPrefix	AMC	RIC	SAD
Current Sub CAGES	OYKX9 - PRODUCT DATA INTEGRATION		PDI		
Update Prefix & RIC					
Add New Sub CAGE	<input type="text"/>	Ship Prefix	<input type="text"/>	Add	
If you do not have the CAGE code you can... search for it here.					
Remove Sub CAGES	Select an option	Remove			
Update Template					
ON1T2 - Apparel Mfg Corp					
Contract Quality Assurance (for Block 21.a of DD250)					
Name	DIFranco,Mark				
Title	QAR				
AddressLine1	S0701A				
AddressLine2	860-564-4078				
AddressLine3					
Comment Template (for Block 23 of DD250):					
	P.O.C. John Doe (562) 555-1212				

Figure 7-Administer DD250 Data Web Page

The web page can be viewed as two separate, but related pieces (the top-half and the bottom-half). The top-half (see Figure 8) provides for the initial entry and subsequent editing of shipment prefixes, RICs for bill and hold contractors, and the CAGES of alternate manufacturing sites that can be responsible for shipments. Each shipping site must have its own CAGE and three-character shipment prefix. It is important that bill and hold contractors are the only ones that enter data into the RIC data entry field. CAGES can be removed by using the pull-down list to select CAGES to be removed and then clicking the "Remove" button.

The name and address of each manufacturer is taken from a DLA database of CAGE code data. The web address for viewing the database is <http://www.dlis.dla.mil/CAGESearch/>. Corrections can be made by going to the Web address and selecting the "CAGE Information Server" link and e-mailing any updated information.

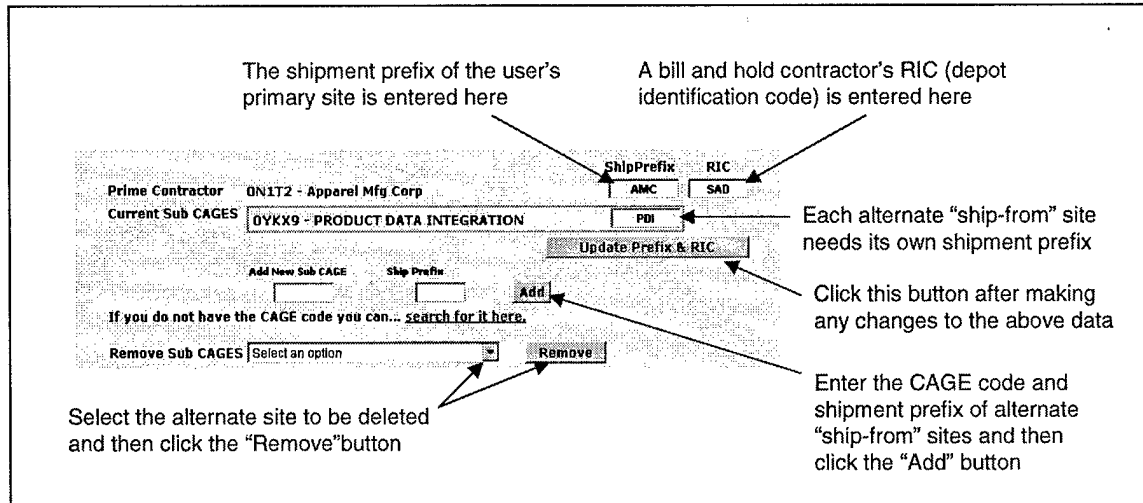


Figure 8-Administer DD250 Data Web Page – Top Half

The bottom-half of the web page (see Figure 9) is used to enter boilerplate data from blocks 21a and 23 of the DD250. Each of the CAGES identified in the top-half of the web page has its own data entry fields for each of the two blocks on the DD250 since each can have its own QAR and comments in block 23 of the DD250. The "Update Template" button needs to be clicked once the data entry is complete. If this is not done, the database is not updated and the data you entered disappears. The data that is updated here will appear in the appropriate block whenever a DD250 is generated.

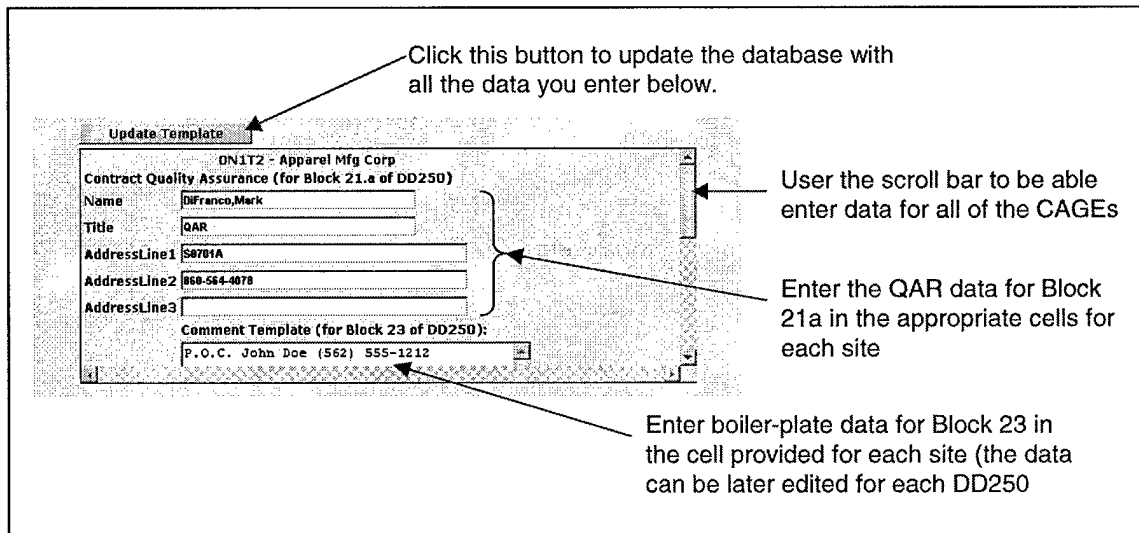


Figure 9-Administer DD250 Data Web Page – Bottom Half

5.3. Administer DFAS Transmission

The "Administer DFAS Transmission" function is used (see Figure 10) whenever a manufacturer wants to initialize or change the authorization for VIM-ASAP to transmit an electronic version of the DD250 to DFAS. The default setting is "UNAUTHORIZED" whenever a new manufacturer begins using VIM-ASAP.

To change your status:

- Move your mouse over the small circle in front of “AUTHORIZED for Testing” or “AUTHORIZED for Production” and click the clear white circle. The black dot will move to the new location.
- Click the “UPDATE” button after the black dot has been moved to the desired location.
- You must be DFAS-authorized, before you can choose “Authorized for Production.”

Authorization for testing **must be done first** and the testing completed **before** “Authorization for Production” can be checked (see Appendix A of this user’s manual for an explanation of how to work with DFAS to complete authorizations). Production electronic invoices will be rejected if DFAS’s pre-approval is not obtained.

Once authorized, VIM-ASAP will automatically transmit an electronic invoice to DFAS whenever the “Finish” button is clicked at the top of a DD250 (see Section 6.3). Each manufacturer must acquire a user name and password from DFAS before transmitting a test or production electronic DD250. This process is explained in Appendix A.

⚠ Authorized DFAS Users Only!
See [section 6](#) of the user manual for DFAS authorization procedure.

Your current status is UNAUTHORIZED.

UNAUTHORIZED
Electronic DD250s will not be generated.

AUTHORIZED for Testing
Electronic DD250s will be sent to DFAS for testing purposes only.
No payment results from this selection.

AUTHORIZED for Production
Electronic DD250s will be sent to DFAS for payment.
Paper DD250s should be sent with the shipment and to the contract administrator (Block 10 of the DD250).

Figure 10 – Administer DFAS Transmission Web Page

5.4. Administer Various Options

Each manufacturer has control over four options that alter control of what VIM-ASAP does when the system is used. The four options, in the order listed on the web page (see Figure 11), control the following (remember to click the “Update” button after selecting the desired options):

1. Each manufacturer can choose to either let the system 1) automatically increase the cut quantity whenever a CLIN is started into production (see Section 6.1) and automatically decrease the cut quantity whenever a shipment is made (see Section 6.3); or 2) periodically enter the data manually using the function explained in Section 5.5. The first option is preferred since it provides the manufacturer and DSCP with more timely information. The

second option may be more effective for those manufacturers who have an internal production control system that permits them to download their cutting data on a regular basis.

Define How Cut Quantities Are To Be Counted	
<input checked="" type="radio"/> Automatically increase Cut Quantity from start of new contracts/delivery orders and decrease Cut Quantity whenever shipments are made	<input type="radio"/> Perform periodic counts and enter results in Cut Quantity tables.
Select Option to Export Contract/Invoice Data	
<input type="radio"/> Export new contracts/delivery orders and invoices to FTP site.	<input checked="" type="radio"/> Do not export new contracts/delivery orders and invoices to FTP site.
For Bill & Hold Contractors Only	
<input checked="" type="radio"/> Transmit all appropriate transactions via MILSTRIP/MILSTRAP to DSCP/SAMMS (DAMES will no longer be used).	<input type="radio"/> Do not transmit all appropriate transactions via MILSTRIP/MILSTRAP to DSCP/SAMMS (DAMES is being used).
Cut Quantity Tracking	
<input type="radio"/> Cut Quantity is entered for each individual site.	<input checked="" type="radio"/> Cut Quantity is entered for the entire enterprise (a single count of Cut Quantity for all locations).
<input type="button" value="Update"/>	

Figure 11 – Administer Various Options Web Page

- Each manufacturer can chose to have VIM-ASAP export or not export contract and invoice data to an FTP site that they can use to import data into their internal accounting and/or production control systems.
- Each bill and hold contractor has the option to either 1) permit VIM-ASAP to create and transmit all pertinent MILSTRAP and MILSTRIP transactions when specific functions are performed; or 2) continue to use DAMES to create all of the transactions.
- Each manufacturer who does manufacturing and shipping from various sites (see how alternate sites are identified in Section 5.1) can chose to 1) keep track of their cut quantities as a single number that is aggregated from all sites; or 2) keep track of each site separately and then be able to view the data by site or aggregated.

5.5. Adjust Cut Quantity and Finished Goods

Each manufacturer can use this function (see Figure 12) to either 1) keep their quantities current if they chose to manually update their quantities (see Section 5.4); or 2) periodically adjust their quantities to account for quality rejection rates that cause more or less items to be satisfactorily completed. Cut quantities are those that have been started into the production process. This is an important point for DSCP as it defines quantities that should not be included in any modification plans. Finished goods quantities include only manufacturer owned items that were either built “at risk” or excess quantities that exceeded permissible variance percentage and reverted to manufacturer owned. These can be used on subsequent orders when they are moved from manufacturer owned to DLA owned. The quantities are updated by entering the correct number in the appropriate data entry field and then clicking either of the update buttons.

It is very important that the finished goods quantities NOT include any bill and hold items held in storage by the manufacturer that have been invoiced via a DD250 These quantities are accounted for by DSCP in their own inventory records from SAMMS that were updated by the

MILSTRAP transactions (D4S) that were generated by the creation of the DD250. Including them in the finished goods quantities would double count them.

When finished making any changes, click the UPDATE button to only update change data

When finished making any changes, click the UPDATE ALL button to update all data

Select the desired PGC

PGC-Nomenclature 01659 trousers, men's

NSN	Size	Cumulative Cut Qty	Cut Qty Update Date	Mfg Owned Finished Goods Qty	Mfg Owned Finished Goods Update Date
8405-01-076-0717	27 long				
8405-01-076-0720	28 regular	36	09/05/2001	25	10/17/2001
8405-01-076-0721	28 long				
8405-01-076-0724	29 regular	120	07/24/2001		
8405-01-076-0725	29 long				
8405-01-076-0727	30 short				
8405-01-076-0728	30 regular	390	09/05/2001		
8405-01-076-0729	30 long	371	09/28/2001		

Enter any cumulative cut quantity in this column for the appropriate NSN

Enter any cumulative manufacturer owned quantity in this column for the appropriate NSN

Figure 12 – Adjust Cut Quantity and Finished Goods Counts

6. Manufacture Garments

Each manufacturer has access to DSCP data to be able to perform manufacturing functions from the start of production through the preparation of all invoices and shipping related documents as well as the electronic transmission to the appropriate agencies. The following subsections explain how to use each of the manufacturing functions.

6.1. Process Contracts/Orders – Start Production

Each manufacturer has access to all of its active contracts from DSCP's system called SAMMS. The "Process Contracts/Orders – Start Production" function is used to call-up specific contracts and to identify the quantities of each CLIN that are being started into the cutting process (see Figure 13). The function is operated by accepting or changing the data in the "Start Production Qty" column, utilizing any manufacturer owned FG, and then clicking on the "Start" button for each CLIN or by clicking the "Start Production on All CLINs" button at the top of the table. This list of orders will probably needed to be cleaned-up by each new manufacturer as they begin using VIM-ASAP. There can be old odd quantities that have never been recorded as received even though the manufacturer has been paid for the entire order. This cleanup will need to be done only once, because after the initialization, the system begins using the quantities started as identified by each manufacturer to control this table. The data can be cleaned-up by turning off the option to automatically count cut quantities (see Section 5.4), starting all quantities into production for those orders the manufacturer knows have been completely started into production, and then turning the automatic counting on again. This will leave the manufacturer with a queue of only open orders where quantities still need to be started into production.

Use these buttons to start each CLIN individually

Use this button to start every CLIN in the list

Select the contract and delivery order for the items to be started into production

Contract: SP0100000CC19

Delivery Order: 0002

Start Production on All CLINs

	CLIN	NSN	Homenclature	Size	RDD	Qty	Already Started	Mfg owned FG Qty Used	Start Prod. Qty	Mfg owned Available FG Qty	Mfg owned Use FG Qty
Start	0006AA	8410-01-478-5563	slacks, utility	12 regular	03/27/2001	650	386	20	244	100	0
Start	0007AA	8410-01-478-5554	slacks, utility	14 regular	03/27/2001	290	189	10	91	0	0
Start	0008AA	8410-01-478-5557	slacks, utility	18 regular	03/27/2001	110	0	10	100	0	0

Enter the quantity that will be started into production for this order (the quantity is defaulted to the order quantity less the already started quantity)

Enter any manufacturer owned finished goods that will be used for this contract

Figure 13 - Process Contracts/Orders – Start Production Web Page

Each of the columns in the table have the following definitions:

- **Start:** This button is used to start production on one CLIN at a time.

- **CLIN:** This list contains only CLINs that have remaining quantities on the order that have not yet been started into production. Each CLIN will be automatically removed from this list after the entire order has been started into production.
- **NSN, Nomenclature, and Size:** These three columns identify the specific garment being ordered.
- **RDD:** The RDD is the required delivery date for each CLIN.
- **Qty:** This is the contract order quantity for each CLIN.
- **Already Started:** This is the portion of the order that was previously started. Before a manufacturer uses VIM-ASAP for the first time, the quantity is initialized to the quantity shipped as defined by SAMMS. For active orders with recent shipments, this number may be off a little due to the cycle time it takes to get the data updated. Once the system is being used on a regular basis, this number will become both accurate and timely.
- **Mfg Owned FG Qty Used:** This is a count of manufacturer owned items that were previously allocated to fill some of the quantity ordered for this CLIN.
- **Start Production Qty:** This column is automatically set to the order "Qty" less the sum of the "Already Started" and "Mfg Owned FG Qty Used". The number can be changed by the manufacturer if the order is being filled incrementally. The "Start Production Qty" should not contain any additions to account for average quality defects. Over time, the pluses and minuses around the average should balance out. If not, each manufacturer can periodically adjust the quantities to account for any variations (see Section 5.5). The quantity entered here will be used to automatically increase the cut quantity if the manufacturer selected that option.
- **Mfg Owned Available FG Qty:** This is the count for each NSN for those items that each manufacturer entered as manufacturer owned finished goods.
- **Mfg Owned Use FG Qty:** This is the number entered for each CLIN of those manufacturer owned finished goods that are to be used to satisfy some or all of this order.

6.2. Generate DD1155

Each manufacturer can access, view, and print any DD Form 1155 "Order for Supplies or Services" that they have been issued by DSCP. This is done (see Figure 14) by selecting the desired contract and delivery order and then clicking the "Open Form DD1155" button. The data is extracted from DSCP's system called SAMMS that deletes CLINs as they are completed. For this reason, older orders will be missing CLINs, but new orders will always be complete and remain that way as VIM-ASAP archives all of the CLINs. Each manufacturer should use this function to compare their new orders from SAMMS to the paper contract they receive from DSCP. There can be mistakes on either source. Notify your DSCP contracting officer if you encounter any discrepancies. They will either correct the SAMMS data or issue a modification if the paper contract is in error. This will correct any problems well in advance of the use of the

data for shipments and invoices. This will also correct the data used by DFAS to make payments for the DD250s. Getting problems corrected at the front end of the process will result in a much improved payment process.

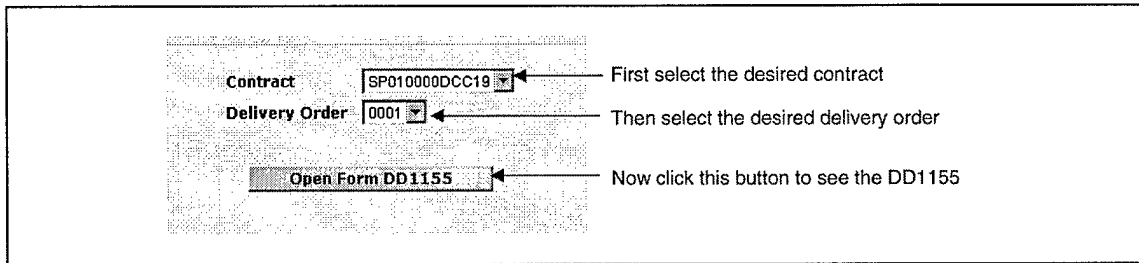


Figure 14 - Generate DD1155 Web Page

The “Open Form DD1155” button will cause a second browser window to be opened that provides control buttons (see Figure 15) to view each sheet of the DD1155, to control the print setup values, and to print all sheets of the DD1155 if desired. Remember to remove the browser’s headers and footers and set the margins to 0.25” before printing any forms (see your Browser’s Menu under “File” and “Page Setup”).

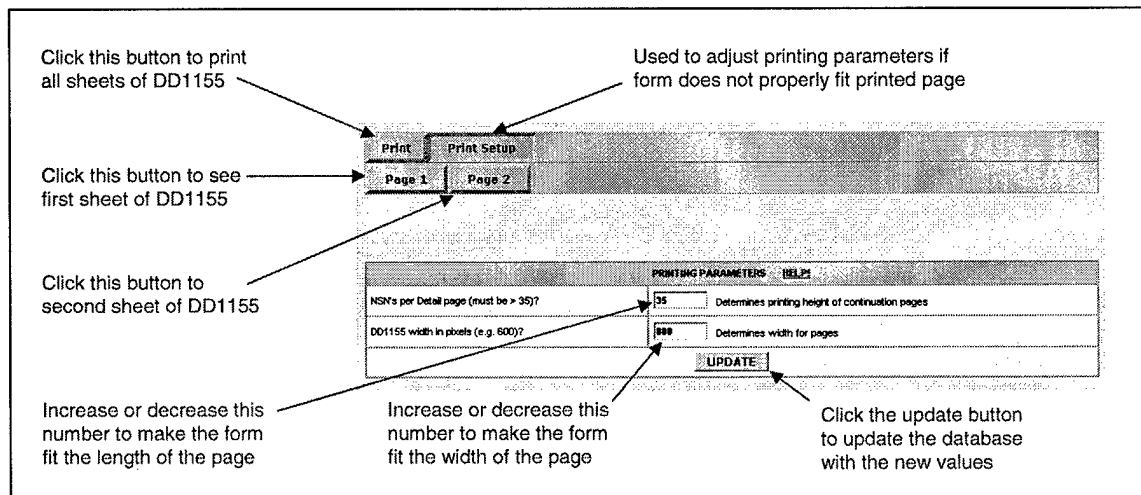


Figure 15 – Controls for DD1155 Form

Each DD1155 will contain at least two sheets (see Figure 16). The first sheet is the cover page of the DD1155 that identifies the contract number, payment office, total order price, etc. The second and subsequent sheets contain a line by line listing of all CLINs, their NSN, size, order quantity, unit price, destination DODAAC, and required delivery date. Any phased delivery data is not available in SAMMS and thus cannot be displayed on the DD1155.

First Sheet of DD Form 1155

ORDER FOR SUPPLIES OR SERVICES

1. CONTRACT/PURCHASE ORDER NO. **SP0100700047** 2. DELIVERY OR FISCAL NO. **0134** 3. DATE OF SPECIAL ORDER **20010318** 4. BUYER/BUYER'S OFFICE NO. 5. FISCAL YEAR 6. DD FORM 1155, JAN 1999 (EG)

7. ADDRESS TO WHICH ORDER IS TO BE SHIPPED
**DEFENSE SUPPLY CENTER PHILADELPHIA
 DIRECTORATE/CLOTH&D AND TEXTILES
 700 ROBERTS AVENUE
 PHILADELPHIA PA 19111-5006**

8. CONTRACT CODE **0012** 9. DELIVERY POINT BY (SEE BLOCK 9)
**DDM HARTFORD
 130 DARTMOUTH ST
 PH 860 291 7950
 EAST HARTFORD CT 06108-3224**

10. NAME OF CONTRACTOR **APPAREL MFG CORP** 11. NAME OF BUYER'S OFFICE **DFAS COLUMBUS CENTER**
**20 NELSOTON PARK RD N
 STERLING CT 06377-0248** **DFAS-CO-P/O/DC/CA
 P.O. BOX 18231
 COLUMBUS, OH 43218-8248**

12. NAME OF BUYER'S OFFICE **SEE DELIVERY SCHEDULE** 13. NAME OF BUYER'S OFFICE **SEE DELIVERY SCHEDULE**

14. TYPE OF ORDER **PURCHASE** 15. THIS ORDER IS SUBJECT TO THE TERMS AND CONDITIONS OF THE PURCHASE ORDER AND THE SUPPLIER'S TERMS AND CONDITIONS.

16. I ACCEPT THE CONTRACT HEREBY ACCEPTS THE OFFER REPRESENTED BY THE NUMBERED PURCHASE ORDER AS IT MAY PREVIOUSLY HAVE BEEN OR IS NOW MODIFIED, SUBJECT TO ALL OF THE TERMS SET FORTH, AND AGREES TO PERFORM THE SAME.

17. NAME OF CONTRACTOR **APPAREL MFG CORP** 18. SIGNATURE **[Signature]** 19. TYPED NAME AND TITLE **[Typed Name]** 20. DATE SIGNED **[Date]**

21. QUANTITY ORDERED/ACCEPTED 22. UNIT 23. UNIT PRICE 24. AMOUNT

ITEM NO.	DESCRIPTION OF SUPPLIES/SERVICES	QUANTITY ORDERED/ACCEPTED	UNIT	UNIT PRICE	AMOUNT
1	SHIRTS, MEN'S	20,000			\$322,466.07
25. TOTAL					\$322,466.07

26. QUANTITY ORDERED/ACCEPTED 27. UNIT 28. UNIT PRICE 29. AMOUNT

30. I CERTIFY THIS ACCOUNT BOOK AND PROPER FOR PAYMENT 31. DATE 32. SIGNATURE OF APPROVED GOVERNMENT REPRESENTATIVE

33. NAME OF APPROVED GOVERNMENT REPRESENTATIVE 34. DATE RECEIVED BY 35. DATE RECEIVED BY 36. DATE RECEIVED BY

Additional Sheets of DD Form 1155

Delivery Schedule

7. CLIN 8. MSN 9. Size 10. Quantity 11. Unit Price 12. Destination 13. Delivery Date

CLIN	MSN	Size	Quantity	Unit Price	Destination	Delivery Date
0003AA	8405-01-078-0728	30 long	36	\$15.4794	UY2248	10/01/2001
0007AA	8405-01-078-0737	32 long	2,172	\$15.4794	UY2248	10/01/2001
0008AA	8405-01-078-0738	32C/L/30	198	\$15.4794	UY2248	10/01/2001
0010AA	8405-01-078-0741	33 long	1,308	\$15.4794	UY2248	10/01/2001
0012AA	8405-01-078-0744	34 regular	1,740	\$15.4794	UY2248	10/01/2001
0013AA	8405-01-078-0765	34 long	5,131	\$15.4794	UY2248	10/01/2001
0016AA	8405-01-078-0749	35 long	3,372	\$15.4794	UY2248	10/01/2001
0018AA	8405-01-078-0753	36 long	3,516	\$15.4794	UY2248	10/01/2001
0022AA	8405-01-078-0757	37 long	984	\$15.4794	UY2248	10/01/2001
0024AA	8405-01-078-0781	38 long	1,956	\$15.4794	UY2248	10/01/2001
0025AA	8405-01-078-0782	38 long	138	\$15.4794	UY2248	10/01/2001
Total Quantity of page 2						20,832

DD FORM 1155, JAN 1999 (EG) MOZILLA 4.0 (compatible); MSIE 6.0; Windows NT 5.0

Figure 16 – Sample Two Sheet DD Form 1155

6.3. Prepare DD250s

The first page of the "Prepare DD250s" web page can be seen in Figure 17. This function provides each manufacturer with access to all of their open contracts so that DD Form 250s can be prepared in both paper and electronic form and so that container labels can be prepared for attachment to each individual container. The electronic form of the DD250s is automatically transmitted to DFAS if the manufacturer selects that option (see Section 5.3). Nearly all of the data is extracted from DSCP, DLA, DFAS, and DCMA databases. None of this data can be edited by the manufacturers, which means that there can never be an inconsistency between the contract that DSCP creates; the paper DD250 that is signed by the QAR and used as a packing slip; the data that is transmitted to DFAS; and the data that DFAS uses to authorize payment for invoices. This consistency of data has a very positive impact on the timeliness and effectiveness of the payment process. You may occasionally find differences between your paper contract and DSCP's database data. Either of the sources may be incorrect. You will need to contact your DSCP Point of Contact (POC) to get them to either issue a mod to the paper contract or correct their database. Corrections to the database should show up on your web pages the next morning. There is an overnight process at DSCP and VIM-ASAP to incorporate changes. You can also contact the VIM-ASAP support staff using either the 800 number or e-mail address. Both of these appear on the first page of the VIM-ASAP web site.

Contract	SP010001C0336	Shipment #	TTT 0002	Final Shipment?	<input type="radio"/> No <input type="radio"/> Yes
Delivery Order		Mfg. Invoice #	234255636	Weight	100 Lot No. 001
Destination	W2501U - XU TRANSPORTATION OFFICER, NEW	Shipper	Fed ExGround	Tracking #	56546546465465465
Ship From	9A180 - Tennessee Apparel Corp Tullahoma TN 3	Mode of Shipment	5 Surface-Small Package Carrier (see Other Comments file)		
Alternate Release Procedure?	<input type="radio"/> No <input type="radio"/> Yes	Block 23 Comment	The supplies in this shipment have been subjected to and have passed all examinations and tests required by the		
<input type="button" value="Generate DD250/Labels"/>					

CLIN	MSN	Nomenclature	Size	Order Qty	Ship	Shipped To Date	Remark	No. of Container(s)	Container Labels
0005AA	8405-01-280-0119	trousers, men's, p/w, gab, blue	31 short	455	175	0		5	Edit
0006AA	8405-01-280-0120	trousers, men's, p/w, gab, blue	31 regular	1050	140	0		4	Edit
0022AA	8405-01-280-0140	trousers, men's, p/w, gab, blue	36 regular	1645	35	1200		1	Edit

Figure 17 – Prepare DD250s Web Page

The web page for the DD250 can be viewed as two pieces, i.e., the top-half and the bottom-half. The top-half (see Figure 18) is used to enter the basic identification or header information, including the contract number, delivery order number, destination, and ship-from location. Each destination, when there is more than one, has its own set of CLINs because a single CLIN can only be sent to one destination. There can be as many ship-from locations as identified by each manufacturer (see Section 5.1). The header information also contains the shipment number, the final shipment indicator, the manufacturer's invoice number, the weight and lot number of the shipment, the shipper and its tracking number, the mode of shipment, the use of an alternate release procedure, and free-form text for block 23 of the DD250. The shipment number is automatically set to the next sequence number for the delivery order, but can be changed by the user to any other unique number. If this is the final shipment for the delivery order, you need to click the "Yes" option. If you do indicate that this is the final shipment, the current delivery order will no longer appear on the "Prepare DD250s" web page. Your manufacturer's invoice number must be a unique number across all contracts and delivery order numbers. This is a tracking number for the payment process and must be unique. The system will not let you enter a duplicate number. The shipper and its tracking number can be entered here or later when you are preparing the shipping documents. The final entry in the top-half is for freeform comments for block 23 of the DD250. This block is preloaded with the boilerplate created previously (see Section 5.2). The header data entry should be completed before moving on to the bottom-half of the page because some header data selections will change the bottom-half data.

First, select the desired contract and delivery order

Second, select the destination for the shipment

Third, select the site that will be making the shipment

Identify the need for an alternate release procedure

The shipment number is automatically set to the next number of this delivery order. It can be changed to any other unique number.

Click the small circle in front of the "Yes" if this is the final shipment for this delivery order. The default is "No".

Enter the weight in pounds

Enter the lot number

The shipper and tracking number can be entered

Select the mode of shipment

Each manufacturer's internal invoice number must be entered here. This number is used to track DFAS payments so it must be unique

Block 23 data can be enter in this area

Figure 18 – Top-Half of Prepare DD250s Web Page

The bottom-half (see Figure 19) is used to enter the quantity being shipped and any remarks for each CLIN and to edit the number of containers and the quantity in each container. The table contains the following columns:

- **CLIN:** Only the CLINs that are going to the selected destination are in this list.
- **NSN, Nomenclature, and Size:** These three columns identify the specific garment.

Click this button after all entries are made (you can come back and edit the data if you need to change something)

The number of containers is automatically calculated based on ship quantity and unit pack

Click the edit button to change the number of items in each container (you will see this appear)

Enter the number of items being shipped at this time

Enter any remarks about a specific CLIN in this area

Any changes can be made as long as the ship quantity and total entry are the same

Add or delete rows to make the required changes

Click the appropriate button after any changes are made

CLIN	NSN	Nomenclature	Size	Order Qty	Ship	Shipped to Date	Remark	No. of Containers	Container Labels
0005AA	8405-01-280-0119	trousers, men's, p/w, gab, blue	31 short	455	188	0		6	Edit
0006AA	8405-01-280-0120	trousers, men's, p/w, gab, blue	31 regular	1050	146	0		4	Edit
0022AA	8405-01-280-0140	trousers, men's, p/w, gab, blue	36 regular	1845	36	1200		1	Edit

Contract	Delivery Order	CLIN	NSN	Unit
SP0100 - 01 - C - 0336		0005AA	8405-01-280-0119	PR

Number of Container(s)	Quantity per Label	Total
6	36	476
1	6	6
6	Total Entry:	188
	Ship:	188

Add Row Remove Row

Update Cancel & Close Cancel Entry

Figure 19 – Bottom-Half of Prepare DD250s Web Page

- **Order Qty:** This is the contract order quantity for each CLIN. The up or down arrow buttons can be used to move from CLIN to CLIN for each of the order quantities or for each of the number of containers if the user decided to first enter the number of containers
- **Ship:** The user enters the quantity being shipped at this time. This number is automatically calculated if the user enters the number of containers first.
- **Shipped to Date:** This is the quantity for this CLIN that was shipped on previous DD250s.
- **Remarks:** Freeform comments can be added to each CLIN (e.g., 5 boxes, 162 lbs).
- **No. of Containers:** This number is automatically calculated after the Qty is entered. It is set to the Qty divided by the unit pack. The user can change this number and also edit the number of items in each container. The user is provided with an option to not enter the Qty and instead enter the number of containers first. This causes the Qty to be automatically calculated by multiplying the number of containers by the unit pack.
- **Quantity per Label:** The quantity per label can be edited as long as the resultant total equals the “Ship” quantity from the prior window.

Click the "Generate DD250/Labels" when ready to prepare the DD250. Once you see the DD250, you can immediately return and edit the data or you may return at a later time to edit and finish the DD250.

A second window will be opened as soon as you click the "Generate DD250/Labels" button. The new window will contain two different types of documents (see Figure 20). The first is the DD250 form and any continuation sheets that may be required if there are too many CLINs for the first sheet. The second type of document includes the number of sheets that are required to display all of the bar coded container labels (Avery Label 5263 4" X 2" – 10 labels per sheet). The DD250 will appear with the word VOID in large red letters. The date shipped will also be missing from block 3. This is done so that it is clear that this is not yet a complete DD250. This document is frequently used as a pick list and for a review by the QAR to make sure that everything is correct before the DD250 is viewed as complete and accurate. The process for completing the DD250 is explained in the next few paragraphs.

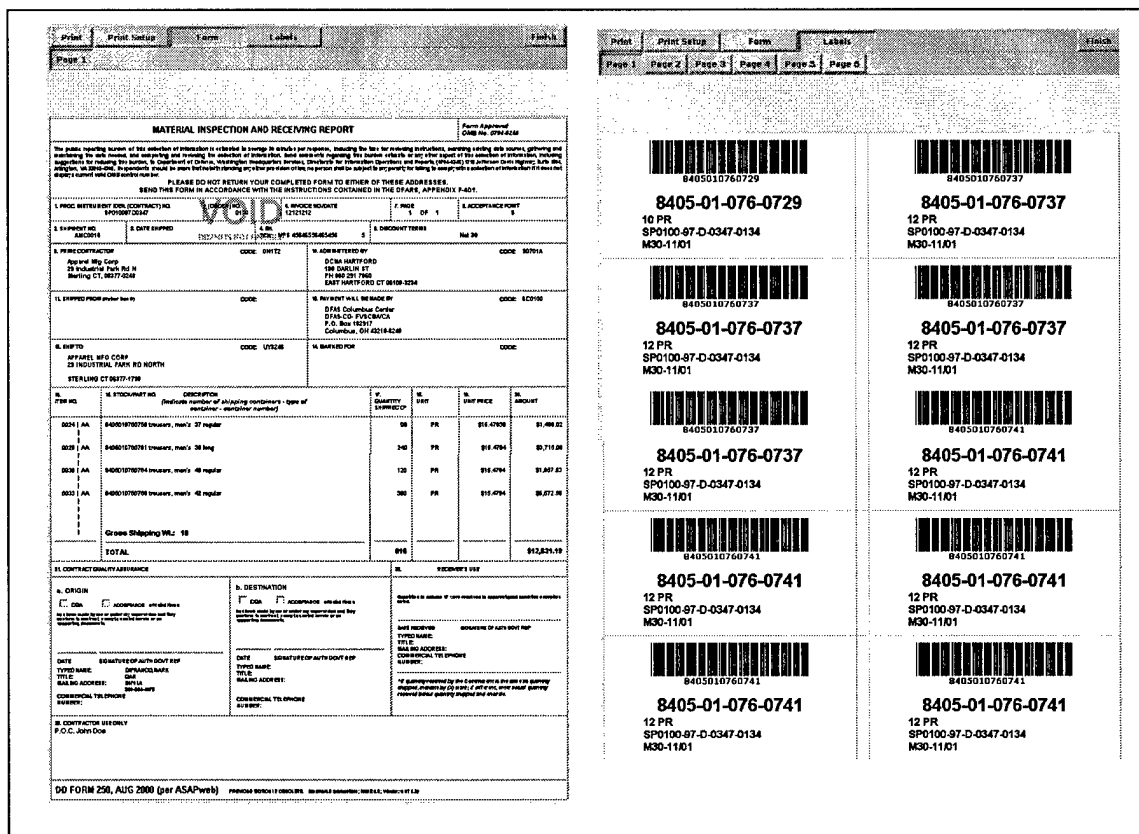


Figure 20 – Sample DD250 and Container Label Sheets

An example of the control buttons at the top of the new window can be seen in Figure 21 where the user can print all pages of the selected document, change the printer setup if the forms do not properly fit on the paper, display all pages of the Form (i.e., DD250), display all pages of the labels, and "Finish" the DD250 which removes the red VOID and inserts today's date as the date shipped in Block 3. The "Finish" button also transmits the invoice to DFAS and creates the MILSTRAP transaction if those options were selected. Each of the buttons is activated by a simple click on the desired button.

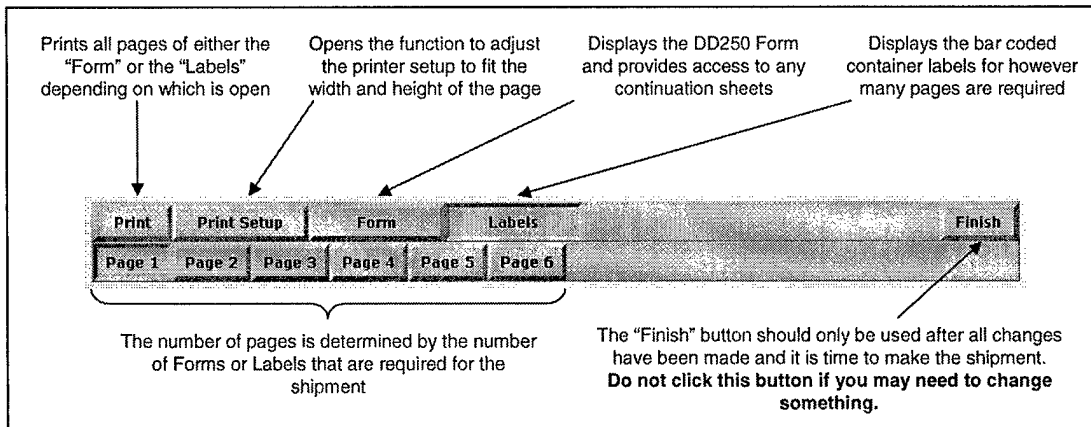


Figure 21 – Control Buttons at Top of DD250 and Container Labels

The "Print Setup" control button causes the web page shown in Figure 22 to appear in the current window. The NSNs on the first page is initially set to 6. Print a sample DD250 to see if the first page fits on the page. If it overflows to a second page, reduce the number, click the UPDATE button, and then reprint the DD250. If there is a large blank area at the bottom of the page, then reverse the process by increasing the number. The system will retain your final settings for all future use of the system at the computer you used to update the settings. The same process is repeated for the number of NSNs on the continuation page (the default is 21). The final setting is for the width of the page in pixels. A pixel is a single dot at the lowest granularity for the printer. You can also adjust this number up or down until the form fits the width of the page with a half inch margin on either side.

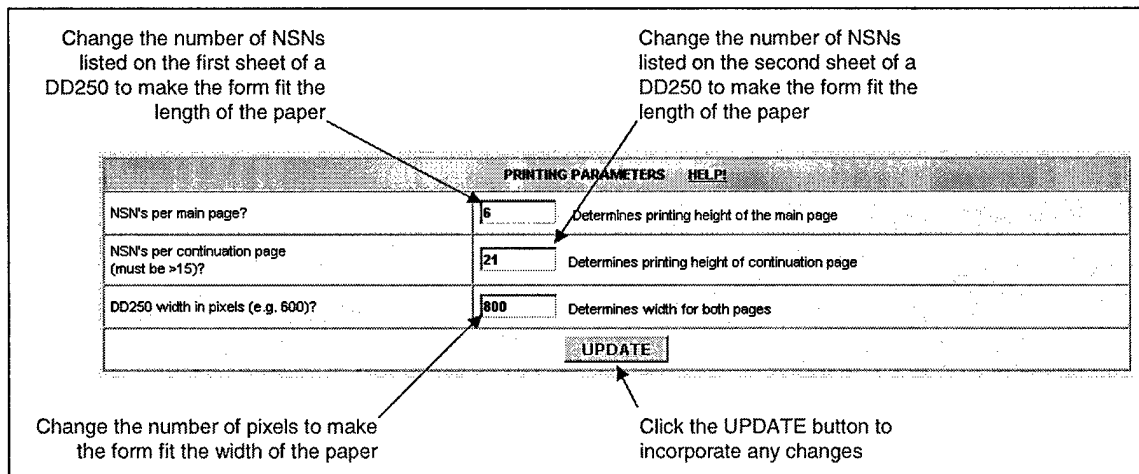


Figure 22 – Print Setup Control Button Web Page

The "Finish" button is the most important button on the DD250 form page. Once clicked, the DD250 can no longer be edited. If you give VIM-ASAP permission to transmit electronic DD250s to DFAS, the "Finish" button causes the invoice data to be transmitted to DFAS. If you are a bill and hold contractor and you are shipping to yourself, the "Finish" button causes a MILSTRAP transaction (D4S) to be transmitted to DSCP. The "Finish" button also date stamps these forms and transactions. Click the "Finish" button only when you want these things to

happen. You cannot reach out and pull these things back once you have clicked the "Finish" button.

6.4. View/Edit Existing DD250s

The "View/EDIT Existing DD250s" function (see Figure 23) is used to work with any already created DD250, finished or not. Unfinished DD250s can be edited, deleted, or simply recalled and then finished. Finished DD250s can only be viewed. They are permanent and therefore cannot be edited or deleted. Existing DD250s can be viewed by selecting the desired contract and delivery order and then clicking the appropriate button for the desired DD250.

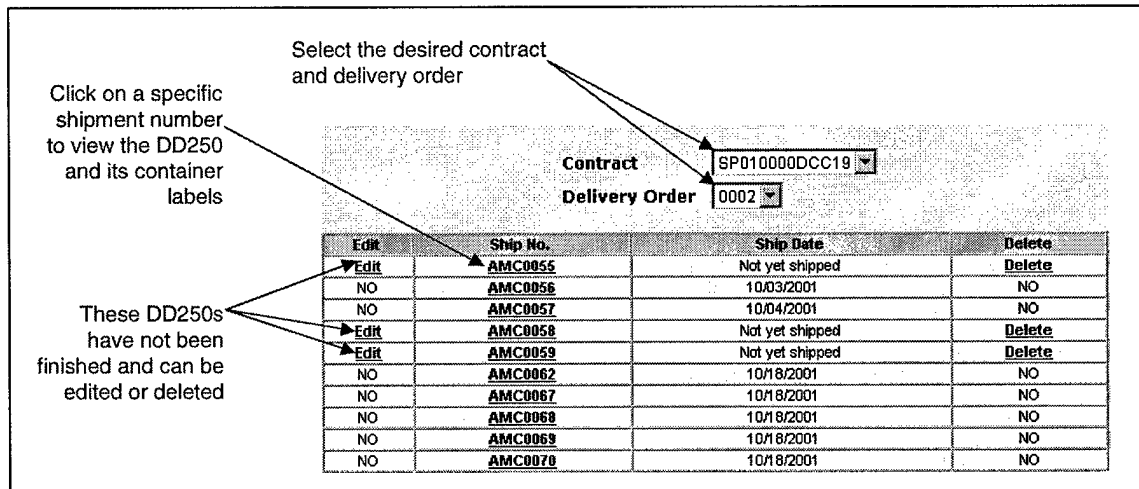


Figure 23 – View/Edit Existing DD250s Web Page

6.5. Track DD250 Payments

This function displays the payment status of all VIM-ASAP DD250s (see Figure 24). This list is primarily focused on unpaid balances. Paid invoices are kept in the list for a few weeks, while unpaid and partially paid invoices are kept until they are paid in full. The list is ordered by invoice date and then number with the oldest at the top of the list. Payment data for each CLIN can be reviewed by clicking the "View" button at the end of each invoice. Recent DD250s may not have a "View" button for a day or two because the DD250 has not yet been recorded in the DFAS payment system. The payment data is extracted from DFAS's system called Vendor Pay Inquiry System (VPIS) at <http://www.dfas.mil/money/vendor/index.htm>. Each manufacturer should contact DFAS if the VPIS data is not updated after a week or ten days. There may have been a breakdown in the system that updates the payment data.

Click on **View** button to review payments for each CLIN, including multiple partial payments for each CLIN.

Invoice Number	Invoice Date	Contract	Delivery Order	Shipment	Invoice Amount	Adjustments	Date Paid	Paid Amount	Unpaid Amount	DFAS Detail
8718	10/11/2001	SP010097D0347	0126	AMC0018	\$10,264.81	\$0.00	11/9/2001	\$10,264.81	\$0.00	View
8719	10/11/2001	SP010097D0347	0134	AMC0039	\$3,142.32	\$0.00	11/9/2001	\$3,142.32	\$0.00	View
8720	10/11/2001	SP010000MCC15		AMC0049	\$20,608.00	\$0.00	10/25/2001	\$20,608.00	\$0.00	View
8721	10/11/2001	SP010098D1014	0088	AMC0004	\$7,724.48	\$0.00	11/16/2001	\$7,724.48	\$0.00	View
8722	10/12/2001	SP010098D1012	0091	AMC0001	\$15.41	\$0.00	10/25/2001	\$15.41	\$0.00	View
8723	10/12/2001	SP010097D0347	0151	AMC0001	\$100.00	\$0.00	10/25/2001	\$100.00	\$0.00	View
8724	10/16/2001	SP010098D1014	0088	AMC0005	\$11,522.88	\$0.00		\$0.00	\$11,522.88	View
8725	10/16/2001	SP010000MCC15		AMC0050	\$7,868.00	\$0.00	10/29/2001	\$7,868.00	\$0.00	View
8773	11/15/2001	SP010098D0331	0033	AMC0002	\$5,686.20	\$0.00		\$0.00	\$5,686.20	
8774	11/15/2001	SP010098D1012	0083	AMC0006	\$4,685.26	\$0.00		\$0.00	\$4,685.26	
Total					\$503,365.26	\$0.00		\$111,998.15	\$391,367.11	

Blank **View** buttons mean that VPIS has not yet received the DD250

Figure 24 -Track DD250 Payments Web Page

The list of invoices contains columns that are defined in the table below. The column marked as "Source" is used to identify the source of the data.

Name	Source	Description
Invoice Number	ASAP	This number is extracted from Block 6 of each DD250.
Invoice Date	ASAP	This date is extracted from Block 3 of each DD250.
Contract	ASAP	This is extracted from block 1 of the DD250.
Delivery Order	ASAP	This is extracted from block 1 of the DD250.
Shipment	ASAP	This is extracted from block 2 of the DD250.
Invoice Amount	ASAP	This is extracted from block 20 for the sum of all CLINs for the DD250.
Adjustments	VPIS	This is extracted from the DFAS data for discounts taken (negative number) and interest paid (positive number).
Date Paid	VPIS	This is extracted from the DFAS data for the most recent payment on any of the CLINs.
Paid Amount	VPIS	This is extracted from the DFAS data for the sum of all payments for all CLINs of the DD250 (including both partial and full payments for each CLIN).
Unpaid Balance	ASAP & VPIS	This is the difference between the Invoice Amount and the Paid Amount.
DFAS Detail		Click the appropriate button to see the detailed data for each CLIN. A blank button means that DFAS has not yet received the digital DD250 data. This is normal for a day or two. Contact the VIM-ASAP help desk if the data has not been received by DFAS after more than three working days. There may be a problem at one end or the other that needs to be corrected.

A click of any "View" button generates a detailed list for the selected invoice (see Figure 25). Whenever DFAS makes a partial payment for any of the CLINs, they create a suffix code for that CLIN and separate the invoice amounts into multiple pieces. DFAS frequently does not enter some of the data into VPIS until they make a payment. It is not uncommon for the gross invoice amount to be blank until the payment is made.

Repeat of summary line from the selected **View** button

Invoice Number	Invoice Date	Contract	Delivery	Statement	Invoice Amount	Adjustments	Date Paid	Paid Amount	Unpaid Amount
9718	10/11/2001	SP010097D0347	D126	AMC0018	\$10,264.81	\$0.00	11/9/2001	\$10,264.81	\$0.00

CLIN	Site	Voucher	EFT Trace	Check	Status	Invoice Amount	Payment Amount	Discount Amount	Interest Amount	Tax Withheld	Gross Invoice	Last Action	Date Paid	Invoice Received	Material Acceptance
0008AA		E0113501	044036203130007		paid	\$358.60	\$358.60	\$0.00	\$0.00	\$0.00	\$358.60	11/9/2001	11/9/2001	10/11/2001	10/12/2001
0010AA		E0113501	044036203130007		paid	\$747.07	\$747.07	\$0.00	\$0.00	\$0.00	\$747.07	11/9/2001	11/9/2001	10/11/2001	10/12/2001
0012AA		E0113501	044036203130007		paid	\$358.60	\$358.60	\$0.00	\$0.00	\$0.00	\$358.60	11/9/2001	11/9/2001	10/11/2001	10/12/2001
0014AA		E0113501	044036203130007		paid	\$3,630.78	\$3,630.78	\$0.00	\$0.00	\$0.00	\$3,630.78	11/9/2001	11/9/2001	10/11/2001	10/12/2001
0015AA		E0113501	044036203130007		paid	\$358.60	\$358.60	\$0.00	\$0.00	\$0.00	\$358.60	11/9/2001	11/9/2001	10/11/2001	10/12/2001
0020AA		E0113501	044036203130007		paid	\$2,689.47	\$2,689.47	\$0.00	\$0.00	\$0.00	\$2,689.47	11/9/2001	11/9/2001	10/11/2001	10/12/2001
0027AA		E0113501	044036203130007		paid	\$1,778.04	\$1,778.04	\$0.00	\$0.00	\$0.00	\$1,778.04	11/9/2001	11/9/2001	10/11/2001	10/12/2001
0033AA		E0113501	044036203130007		paid	\$343.65	\$343.65	\$0.00	\$0.00	\$0.00	\$343.65	11/9/2001	11/9/2001	10/11/2001	10/12/2001

Close

Click this button to close this window and return to prior window

Figure 25 – DFAS Detail Web Page for a Single DD250

The detailed list of CLIN payments for the selected invoice contains the following columns (a few of the columns at the end of the list would not fit on the figure, but are defined below):

Name	Source	Description
CLIN	ASAP	This number is extracted from Block 15 of the selected DD250.
Sfx	VPIS	DFAS creates a suffix code whenever a CLIN is split into two or more payments).
Voucher	VPIS	DFAS voucher identification number
EFT Trace		Electronic fund transfer trace number (if payment was made electronically)
Check	VPIS	DFAS check number (if payment was not made electronically)
Status	VPIS	DFAS payment status (either pending or paid)
Invoice Amount	ASAP	This number is extracted from Block 20 of each CLIN.
Payment Amount	VPIS	DFAS payment record for each CLIN
Discount Amount	VPIS	The amount of discount taken by DFAS.
Interest Amount	VPIS	The amount of interest paid by DFAS whenever the payment is late.
Tax Withheld	VPIS	This is a DFAS number that is not explained, but can be used in the calculations.
Gross Invoice	VPIS	This is the sum of the invoice amount plus the interest amount less the discount amount and tax withheld.
Last Action	VPIS	The date of the last action taken by DFAS.
Date Paid	VPIS	The date that a CLIN is paid (blank while payment is pending).
Invoice Received	VPIS	The date that DFAS received the invoice.
Material Acceptance	VPIS	The date that the material was accepted by the ship-to destination (block 13 of the DD250). This typically comes from the date that the D4S MILSTRAP transaction was created.
Locator Code	VPIS	Defense Contract Management District(DCMD), or the Defense Plant Representative Office(DPRO), or Accounting Office(AO)
Scheduled Payment	VPIS	This is the date that DFAS has entered for the date they plan to make the payment (frequently left blank by DFAS).
Reason Code and Remarks	VPIS	These two codes work together to explain what is happening with the payment. You can download a DFAS document that explains these codes at http://www.dfas.mil/money/vendor/remdoc.pdf .

6.6. Prepare Shipment Labels

Every new DD250 is entered into queues of shipments that are organized by ship-from location and destination. The shipping labels (DD Form 1387 "Military Shipment Label") are accessed for one or more shipments (a.k.a., DD250s) by selecting the desired ship-form location and destination (see Figure 26). Once the appropriate shipment is selected, the user enters data for the following:

- **Shipper:** Use the pull down list to select the appropriate shipper (if you need a shipper added to the list, send an e-mail message to VIM-ASAP to identify the shipper).
- **Mode of Shipment:** Use the pull-down list to identify the DSCP required code.
- **Number of Address Labels:** A separate address label is required for each separable package (e.g., a pallet with many containers requires a single shipping label while two pallets require two labels). When the default number is increased, the user will be able to enter data for each of the address labels.

The screenshot shows a web form for preparing shipment labels. Key elements include:

- Ship From:** A dropdown menu with the selected value "9A180 Tennessee Apparel Corp, Tullahoma TN".
- Destinations:** A dropdown menu with the selected value "W2501U XU TRANSPORTATION OFFICER, NEW C".
- Shipper:** A dropdown menu with the selected value "United Parcel Service".
- Mode of Shipment:** A dropdown menu with the selected value "5 Surface-Small Package Carrier (see Other_Corr)".
- Number of Address Labels:** A numeric input field with the value "1".
- Comments:** A text input field containing "Pallet 12-146".
- Postage, Weight, Volume, Charges, Tracking Number:** A row of input fields with values "155", "200", "87.55", and an empty field.
- Generate Label:** A button below the input fields.
- Table:** A table with columns "Ship", "Contract Number", "Delivery Order", and "Shipment No.". It contains two rows of data, each with a checked checkbox in the "Ship" column.

Ship	Contract Number	Delivery Order	Shipment No.
<input checked="" type="checkbox"/>	SP010002D4015	0001	TTT0006
<input checked="" type="checkbox"/>	SP010002D4015	0001	TTT0007

Figure 26 - Prepare Shipment Labels Web Page

- **Comment:** Any free form comment can be made about the shipment (e.g., pallet ID). The comment will be printed off to the right of the shipment label.
- **Postage:** The cost of the postage is only entered if the package is sent via the US Postal Service.
- **Weight:** Enter the weight of all containers for an individual shipment label.
- **Volume:** Enter the volume (in cubic feet) of all containers that are associated with an individual shipment label.
- **Charges:** The shipping charges are entered here.
- **Tracking Number:** The tracking number as identified by the selected shipper is entered here.
- **Ship:** The user can decide which of the DD250s are to be shipped at this time. Click the small box under the Ship column to turn on the option to ship a specific DD250.
- **Contract Number:** The contract number for the DD250 is displayed here.

- **Delivery Order:** The delivery order number for the DD250 is displayed here.
- **Shipment Number:** The shipment number for the DD250 is displayed here.

After you are satisfied with all of the data and options, click the “Generate Label” button to create the shipping label. A new window will be opened (see Figure 27) that provides the option to print shipping label(s) as well as a list for all orders that are part of this shipment. A sample list is shown in Figure 28. The list identifies all of the DD250s that are part of this shipment, including total counts for all NSNs and a count for the number of containers for each DD250.

1. TRANSPORTATION CONTROL NUMBER	2. POSTAGE DATA
W25G1U20320006XXX	0000.00 S1L
3. FROM	4. TYPE SERVICE
9A180 Tennessee Apparel Corp 401 N Atlantic St Tullahoma TN 37388-3803	UPS
5. SHIP TO POE	6. TRANS PRIORITY
W25G1U XU TRANSPORTATION OFFICER DDSP NEW CUMBERLAND FACILITY BUILDING MISSION DOOR 113 134 NEW CUMBERLAND PA 17070-5001	
7. FOD	8. PROJECT
9. AUTOMATIC COMMISSIONER OR MARK FOR	10. WEIGHT
	0155
	11. RISK
	32
	12. CUBE
	00200
	13. CHARGES
	00087.55
	14. DATE SHIPPED
	2002032
	15. PMS CAGE NO
	16. PIECE NO
	00001
	17. TOTAL PRICES
	00001
	PREVIOUS EDITION IS OBSOLETE

DD FORM 1387, JUL 1999

Pallet 12-105

Figure 27 – New Window for Shipment Labels

Tennessee Apparel Corp - 9A180 - TNN - UY3148
TCN: W25G1U20320006XXX
Destination: W25G1U
XU TRANSPORTATION OFFICER
DDSP NEW CUMBERLAND FACILITY
BUILDING MISSION DOOR 113 134
NEW CUMBERLAND PA 17070-5001

Contract Number	Delivery Order	Shipment No.	Number of Container(s)	NSN Quantity
SP0100 - 02 - D - 4015	0001	TTT0006	3	30
SP0100 - 02 - D - 4015	0001	TTT0007	1	10
Total:				40

Figure 28 – List for Shipment Labels

6.7. View Existing Shipment/Container Labels

Existing shipment and container labels are kept in the database for 10 days following their initial printing. This is done so that lost or damaged documents can be reprinted. They can be recalled (see Figure 29) by first selecting the ship from location and then clicking on the "View" button for the shipment of interest. The TCN (Transportation Control Number) provides a unique identifier for each shipment, but the date of the shipment and its destination is also provided for reference purposes. The "View" button will provide access in another window for reprinting shipment and container labels as well as the list of DD250s that were shipped on the same TCN.

Every shipment is assigned a unique Transportation Control Number

Select the Ship From site

View buttons open another window for all shipment related documents

Date Printed	TCN	Shipment Destination	View Labels
Dec 13 2001 8:52PM	SC010213410102000K	SC0102 TRAVIS ASSOCIATION FOR THE BLIND, AUSTIN TX	View
Dec 13 2001 2:37PM	SC010213420101000K	SC0102 TRAVIS ASSOCIATION FOR THE BLIND, AUSTIN TX	View
Dec 13 2001 2:46PM	SC010213410105000K	SC0102 LION VALLEN INDUSTRIES, SUFFOLK VA	View
Dec 13 2001 2:46PM	SC010213420057000K	SC0102 LION VALLEN INDUSTRIES, SUFFOLK VA	View
Dec 12 2001 4:15PM	SC010213460054000K	SC0102 LION VALLEN INDUSTRIES, SUFFOLK VA	View
Dec 12 2001 4:14PM	SC010213460053000K	SC0102 LION VALLEN INDUSTRIES, SUFFOLK VA	View
Dec 12 2001 2:29PM	SC010213460052000K	SC0102 LION VALLEN INDUSTRIES, SUFFOLK VA	View
Dec 11 2001 9:59PM	SC010213460051000K	SC0102 LION VALLEN INDUSTRIES, SUFFOLK VA	View
Dec 11 2001 8:24PM	SC010213460050000K	SC0102 LION VALLEN INDUSTRIES, SUFFOLK VA	View
Dec 11 2001 8:23PM	SC010213460049000K	SC0102 LION VALLEN INDUSTRIES, SUFFOLK VA	View
Dec 11 2001 6:19PM	SW010813450064000K	SW0108 DEF DEPOT SUSQUEHANNA PA, NEW CLIMBERLAND PA	View
Dec 11 2001 6:32PM	SW010813450063000K	SW0108 DEF DEPOT SUSQUEHANNA PA, NEW CLIMBERLAND PA	View
Dec 9 2001 12:48PM	SW010813430008000K	SW0108 DEF DEPOT SUSQUEHANNA PA, NEW CLIMBERLAND PA	View
Dec 9 2001 12:48PM	SW010813430007000K	SW0108 DEF DEPOT SUSQUEHANNA PA, NEW CLIMBERLAND PA	View
Dec 9 2001 12:48PM	SW010813430006000K	SW0108 DEF DEPOT SUSQUEHANNA PA, NEW CLIMBERLAND PA	View
Dec 9 2001 12:48PM	SW010813430005000K	SW0108 DEF DEPOT SUSQUEHANNA PA, NEW CLIMBERLAND PA	View
Dec 9 2001 12:48PM	SW010813430004000K	SW0108 DEF DEPOT SUSQUEHANNA PA, NEW CLIMBERLAND PA	View
Dec 9 2001 12:48PM	SW010813430003000K	SW0108 DEF DEPOT SUSQUEHANNA PA, NEW CLIMBERLAND PA	View
Dec 9 2001 12:48PM	SW010813430002000K	SW0108 DEF DEPOT SUSQUEHANNA PA, NEW CLIMBERLAND PA	View
Dec 9 2001 12:48PM	SW010813430001000K	SW0108 DEF DEPOT SUSQUEHANNA PA, NEW CLIMBERLAND PA	View
Dec 9 2001 12:48PM	SW010813430000000K	SW0108 DEF DEPOT SUSQUEHANNA PA, NEW CLIMBERLAND PA	View

Shipping Documents that have not yet been printed can still be edited by clicking on the edit button

Figure 29 -View Existing Shipments Labels Web Page

6.8. Add/Delete NSN

Each VIM-ASAP manufacturer can add or delete NSNs that are not on any of their existing contracts. NSNs that are on existing contracts (see Figure 30) have their include buttons grayed out so that they cannot be affected. A check mark in the Include column means that the NSN is to be added to the list of items to be tracked. The removal of the check mark deletes the NSN from the lists.

Click the Update button after all changes have been made

This NSN is the only one that can be added at this time

These two NSNs are the only ones that can be added at this time

Select the garment of interest

Include	NSN	Nomen	Size
<input checked="" type="checkbox"/>	8405-01-477-0981	shorts, men's	26 regular
<input checked="" type="checkbox"/>	8405-01-477-1082	shorts, men's	28 regular
<input checked="" type="checkbox"/>	8405-01-477-1158	shorts, men's	30 regular
<input checked="" type="checkbox"/>	8405-01-477-1163	shorts, men's	32 regular
<input checked="" type="checkbox"/>	8405-01-477-1164	shorts, men's	34 regular
<input checked="" type="checkbox"/>	8405-01-477-1167	shorts, men's	36 regular
<input checked="" type="checkbox"/>	8405-01-477-1222	shorts, men's	38 regular
<input checked="" type="checkbox"/>	8405-01-477-1227	shorts, men's	40 regular
<input checked="" type="checkbox"/>	8405-01-477-1230	shorts, men's	42 regular
<input type="checkbox"/>	8405-01-477-1231	shorts, men's	44 regular
<input type="checkbox"/>	8405-01-477-1232	shorts, men's	46 regular
<input checked="" type="checkbox"/>	8405-01-477-4049	shorts, men's	48 regular
<input checked="" type="checkbox"/>	8405-01-477-4062	shorts, men's	50 R
<input checked="" type="checkbox"/>	8405-01-477-4065	shorts, men's	52 R

Figure 30 - Add/Delete NSN Web Page

7. Manage Depot Operations

Each bill and hold contractor has access to DSCP data to be able to perform depot related functions from the receipt of MROs through the preparation of shipping documents as well as the electronic transmission of the appropriate transactions. The following subsections explain how to use each of the depot functions.

7.1. Review Orders and Generate MROs

Each bill and hold contractor has access to all of the MROs that have been issued to them and not yet filled from DSCP's system called SAMMS. This function is used to call-up a specific ship-to destination by DODAAC or all destinations at one time (see Figure 31). The function is operated by identifying the MROs to NOT be printed by turning off the check mark for a specific MRO in the column identified as "Print". All MROs are initially checked for printing because this is the most commonly selected option. Click the "Print MRO(s)" button when ready to print the MROs (DD Form 1348-1A).

Select a specific destination or the "All Ship Destinations" option

Click this button when ready to print the selected MROs

DODAAC: N41389 - NAVY EXCHANGE 140 060, PEARL HARBOR HI (3 reqs)

Requisition	Deliver to DODAAC	NSN	Nomenclature	Size	RDD	Priority	Project Code	On-Hand Qty	Order Qty	Advice Code	Note	Print
N4138912401931	N41389	8405-01-076-0741	trousers, men's	33 long	253	03	ZU5	169	1	ZL		<input checked="" type="checkbox"/>
N4138912541931	N41389	8405-01-076-0741	trousers, men's	33 long	265	03	ZU5	169	2	ZL		<input checked="" type="checkbox"/>
N4138912541934	N41389	8405-01-076-0744	trousers, men's	34 regular	265	03	ZU5	0	10	ZL		<input checked="" type="checkbox"/>

Click off check mark to NOT print the selected MRO at this time

Figure 31 – Review Orders and Generate MROs Web Page

The table of data for the MROs contains the following columns:

- **Requisition:** The requisition number for each MRO
- **Deliver to DODAAC:** The DODAAC that is to receive the shipment
- **NSN:** The National Stock number requested on the MRO
- **Nomenclature:** The description for the NSN
- **Size:** The size for the NSN
- **RDD:** The required delivery date for the item stated as the Julian day of the year (RDDs of 777 and 999 are used to indicate high priority MROs)

- **Priority:** A two digit code with the following interpretation:

Code	Conus	Overseas
01	8 days	12 - 13 days
02	8 days	12 - 13 days
03	8 days	12 - 13 days
04	12 days	16 - 17 days
05	12 days	16 - 17 days

Code	Conus	Overseas
06	12 days	16 - 17 days
07	12 days	16 - 17 days
08	12 days	16 - 17 days
09	31 days	69 - 84 days
10	31 days	69 - 84 days

Code	Conus	Overseas
11	31 days	69 - 84 days
12	31 days	69 - 84 days
13	31 days	69 - 84 days
14	31 days	69 - 84 days
15	31 days	69 - 84 days

- **Project Code:** A three character code that identifies the project that initiated the MRO
- **On-Hand Qty:** DSCP's count of the quantity on-hand at the depot that received the MRO after the quantity on the MRO has been subtracted
- **Order Qty:** The order quantity of the MRO
- **Advice Code:** A two character code (click on each advice code to get a full explanation)
- **Note:** Notes are used whenever there is an in-the-clear address for an MRO (Click on the note to see the address)
- **Print:** A check mark in the box in this column means that the MRO is to be printed

A click of the "Print MRO(s)" button causes another window to be opened that contains one or more pages of MRO forms and a list of those MROs (see Figure 32). Two MROs are formatted for printing on each printable page except when there is an in-the-clear address for an MRO. In that case, the in-the-clear address is printed on the bottom half of the MRO page. The "Print" button in the upper left-hand corner of the window is used to print the form. DO NOT use the browser print button. The "Print" button will format the pages correctly and send the MRO to the shipping data queue.

The screenshot shows a web-based interface for MRO forms. At the top, there are buttons for "Print", "MRO Form", and "List". Below these are "Page 1" and "Page 2" tabs. The main area contains a table with columns for various MRO details. The first row shows an MRO with quantity 12, a price of 17.50, and a description of "trousers, men's". Below the table are three barcode sections, each with a unique ID: SC010212390029, 8405-01-076-0729, and SAD PR 00012 A 0001750. A large number "2" is displayed in the bottom right corner of the form area. On the left side, there is vertical text: "DD FORM 1348-1A, JUL 81 (E9) ISSUE RELEASE/RECEIPT DOCUMENT". On the right side, there is vertical text: "PREVIOUS VERSIONS MAY BE USED".

Figure 32 – MRO Form Window

The list of MROs can be viewed by clicking the “List” button at the top of the window (see Figure 33). Each destination will have its own page that can be viewed by clicking on each individual page (e.g., “Page 1”). Clicking the “Print” button when viewing any of the pages of the “List” will print every page of the list.

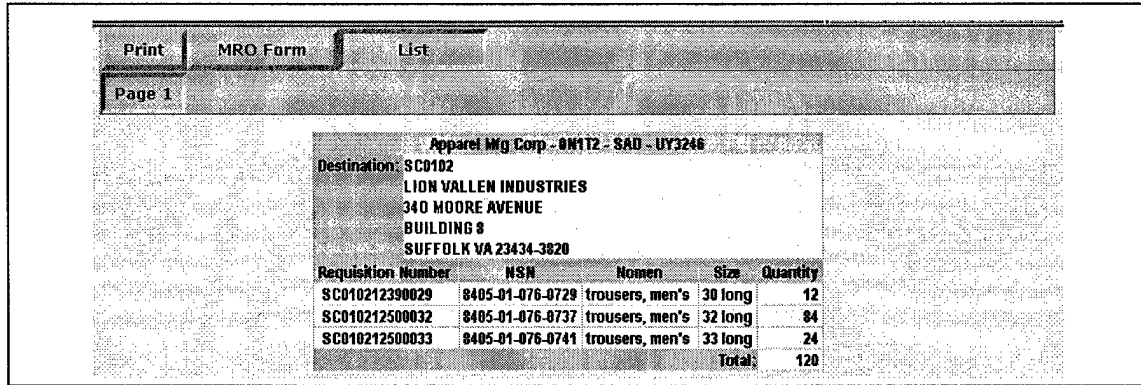


Figure 33 – MRO List Window

7.2. Process Verbal/Written Orders

There are times when material needs to be ordered immediately and the requisitioner cannot wait for the formal system to issue the requisition. In these cases, the bill and hold contractor may receive a verbal or faxed order. When this happens, the system still needs all of the required data, which means that the data must be entered into the system manually (see Figure 34). The manually entered MRO will immediately show up in the bill and hold contractor's queue of MROs (see Section 7.1) so that VIM-ASAP can be used to prepare all required documents and MILSTRIP transactions. The data entry fields are organized into the same sequence as the standard form that is faxed by DSCP. Simply enter the data in the appropriate field, tab to the next field and enter that data, and then click the “Update” button after all the data has been entered. You may edit or delete the MRO data until the MRO is printed or until the data is replaced sometime in the next few days when DSCP updates SAMMS.

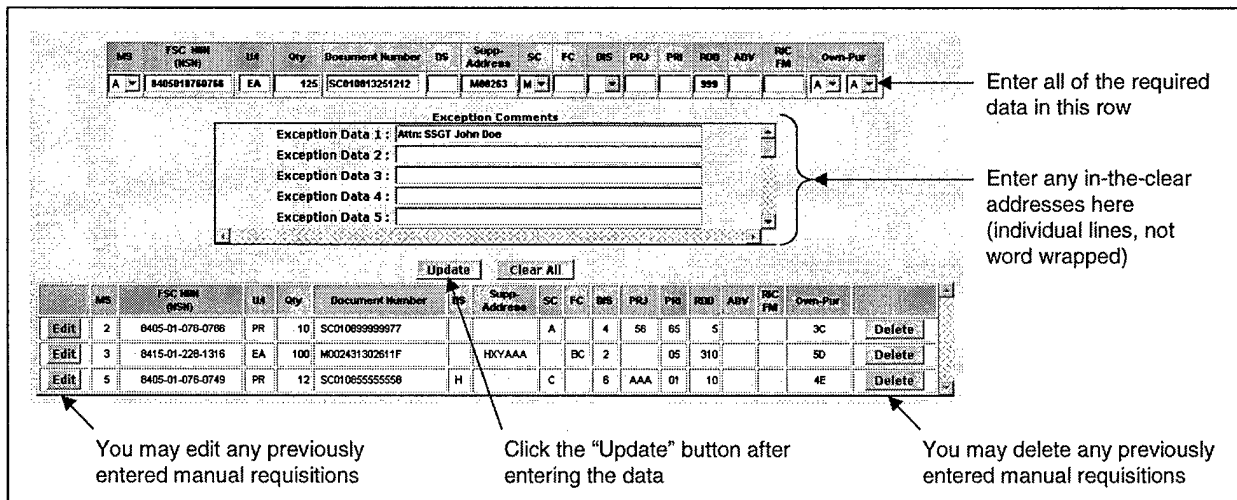


Figure 34 – Process Verbal/Written Orders Web Page

The headings for the data fields that need to be manually entered are as follows:

Heading	Definition	Note
MS	Media Status Code	Required
FSC NIIN (NSN)	The National Stock Number has two components (4 digit Federal Stock Code + 9 digit National Item Identification Number)	Required
U/I	Unit of Issue is entered from the verbal or written order, but is then extracted for the selected NSN from the DSCP database	Automatic
Qty	The order quantity	Required
Document Number	The 14 character requisition number (6 character DODAAC + 4 digit Julian Date (YDDD) + unique 4 character string)	Required
DS	Demand Suffix (N and R codes are automatically reset to blank)	Optional
Supp-Address	DODAAC for supplementary address	Optional
SC	Signal Code	Optional
FC	Fund Code	Optional
DIS	Distribution Code	Optional
PRJ	Project Code	Optional
PRI	Priority Code	Optional
RDD	Required Delivery Date	Optional
ADV	Advice Code	Optional
RIC FM	The RIC of the depot that forwarded the requisition	Optional
OWN PUR	This is two separate one character data elements entered as if it were a single field (Ownership Code and Condition Code)	Required
Condition Code	Supply Condition	Required
Exception Comments	A maximum of 20 lines (no word wrap) of free form comments	Optional

7.3. Prepare Shipment Labels

Shipment labels can be generated for a collection of already printed MROs that are all going to the same destination (see Figure 35). Only MROs that have not already been shipped and were previously printed using the function “Review Orders and Generate MROs” (see Section 7.1) appear in the list of MROs for the selected destination. This function prepares the required shipping labels (DD Form 1387), the bar coded container labels, a list of requisitions and quantities as a checklist for the shipment, and any of the MROs that had their quantity changed.

Ship	Requisition	NSN	Ship QTY	No. of Containers	Advice Code	Note	Container Labels
<input checked="" type="checkbox"/>	SC01002007Q076	8405-01-341-9973	38	1			Edit
<input checked="" type="checkbox"/>	SC01002007Q077	8405-01-341-9985	68	2			Edit
<input checked="" type="checkbox"/>	SC01002007Q078	8405-01-341-9991	128	4			Edit
<input checked="" type="checkbox"/>	SC01002007Q079	8405-01-342-0002	98	3			Edit
<input checked="" type="checkbox"/>	SC01002025Q031	8405-01-341-9993	68	2			Edit

Figure 35 – Prepare Shipment Labels Web Page

The data entry requirements have been organized for this user's manual into a top half and a bottom half. The top half (see Figure 36) data is for information about the entire shipment (e.g., shipper, mode of shipment, etc.). More than one address label is required when the shipment is being made in containers that can be separated (e.g., multiple pallets). Each separate container needs its own address label. Change the number of address labels from the default value of one to whatever number is required. When this number is increased, a small window will appear so that some of the data (e.g., weight, tracking number, etc.) can be entered for each address label.

Identify the shipper

Select the destination

Identify the mode of shipment

Identify the number of address labels needed for all separate exterior containers (e.g., pallets)

Enter any comment about the shipment

Enter the postage cost only if using the US Mail

Enter the weight of each exterior container in pounds

Enter the volume of the exterior container in cubic feet

Enter the shipping charges

Enter the shipper's tracking number

Shipment Destinations		SC0138 - SR CLOTHING INITIAL ISSUE POINT, FORT KNOX KY	
Shipper	Mode of Shipment	Number of Address Labels	
USF Red Star	B Motor, Class Rating (Less than truckload)	1	
Comments: Pallet 12-167			
Postage	Weight	Volume	Charges
	350	144	125.25
			Tracking Number

Figure 36 – Top Half of Prepare Shipment Labels Web Page

The bottom half (see Figure 37) is used to enter data about each requisition in the shipment. Each of the requisitions that is to be included with this shipment need to have a check mark inserted in the “Ship” column by clicking that column for the appropriate requisition. The quantity to be shipped can be changed if there were not enough items for a specific requisition. When the quantity is changed, another MRO (DD Form 1348-1A) can be printed to replace the previously printed MRO. The number of containers can also be changed and/or edited using the “Edit” button in the right hand column for each requisition. The “Edit” button causes a small window to be opened (see Figure 38) where the number of items in each container can be changed as long as the total quantity for the referenced requisition remains the same at the time that the “Update” button is clicked.

Turn on the check mark for the this shipment's MROs

Make any corrections to the ship quantity

Make any changes to the number of containers

Click the edit button to change the number of NSNs in each container

Click on any Advice Code to get its description

Click on any Note to get a description

Ship	Requisition	MSN	Ship QTY	No. of Containers	Advice Code	Notes	Container Labels
<input checked="" type="checkbox"/>	SC01081155125D	8405-01-076-0749	428	35	ZL		Edit
<input checked="" type="checkbox"/>	SC01081179724D	8405-01-076-0745	488	40	ZL		Edit
<input checked="" type="checkbox"/>	SC01081179725D	8405-01-076-0749	428	35	ZL		Edit
<input checked="" type="checkbox"/>	SC01081179726D	8405-01-076-0753	432	36	ZL		Edit
<input checked="" type="checkbox"/>	SC01081179727D	8405-01-076-0757	372	31	ZL	Note	Edit

Figure 37 – Bottom Half of Prepare Shipment Labels Web Page

Requisition	NSN	Unit
M99A0413340048	8410-01-413-2987	EA

Number of Container(s)	Quantity per Label	Total
2	30	60
1	4	4
Total Entry:		64
Ship:		64

Buttons: Add Row, Remove Row, Update, Cancel & Close, Cancel Entry

Annotations:

- Make changes to the number of containers or the quantity of NSNs in a container
- Rows can be added or removed to make any required changes to the number of containers or the NSNs in each container
- These two numbers must be equal before the quantities can be updated
- Saves any changes that were made to the quantities
- Returns all quantities to original settings and closes window
- Returns all quantities to original settings

Figure 38 – Small Window for Editing Container Information

Click the “Generate Label” button when you are satisfied with all of the data that you have entered. The “Generate Label” button causes a new window to be opened that contains the shipping label (see Figure 39), any changed MROs (button is grayed-out if no MROs were changed), the container labels (see Figure 40), and a list of all requisitions that are included in this shipment (see Figure 41). The list is intended to be used as a check list to make sure that every container is accounted for in the shipment. Each of the documents can be printed by clicking on the document (e.g., “Shipping” button) of interest at the top of the web page and then clicking the “Print” button at the top of the web page. Use the maroon print button, not the browsers print button. Until the “Finish” button is clicked, the shipping label (see Figure 39) will contain the large red letters “VOID” as a reminder that the shipment remains open for changes and that none of the MILSTRIP transactions have been transmitted. A click of the “Finish” button will remove the “VOID” lettering and transmit the appropriate MILSTRIP transactions for each of the MROs in the shipment.

Print Shipping Container List Finish

Page 1

MILITARY SHIPMENT LABEL

TRANSPORTATION CONTROL NUMBER: SC01081348814DCXX

POSTAGE DATA: 0000.00 \$1L

SUPPLIER: UY324# APPAREL MFG CORP, 29 INDUSTRIAL PARK RD NORTH, STERLING CT 06377-1799

SHIP TO: SC0108, NAVAL TRAINING CENTER, UNIFORM ISSUE OFFICER, BLDG 1532 RECRUIT ISSUE NORTH GATE, GREAT LAKES IL 60088-5127

SHIPMENT TYPE: 1

PROJECT: DEL

UNIT: 0200 348

SECURITY: 01000 00000.00

DATE SHIPPED: 2001348

PRICE NO: 00001

TOTAL PRICES: 00001

DD FORM 1387, JUL 1999

Pallet 12-167

Figure 39 – New Window for Shipping Forms



Figure 40 –New Window for Container Forms

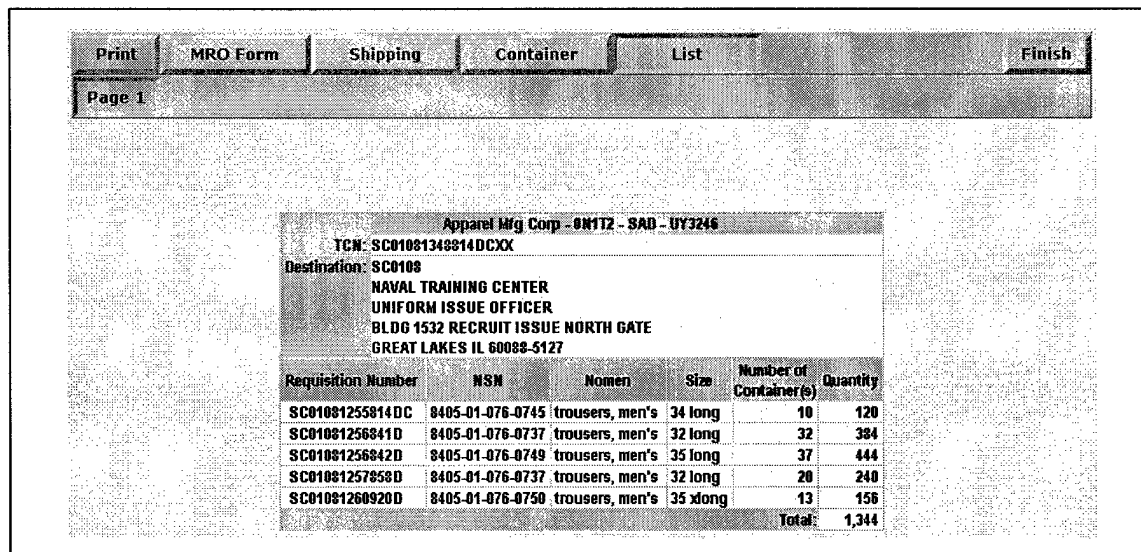


Figure 41 –New Window for List

7.4. View Existing Shipment/Container Labels

Existing shipping and container labels can be recalled and edited or reprinted (see Figure 42) for a few days after they were originally created. This is done so that lost or damaged documents can be reprinted. Shipments can also be edited before they are finished to add or remove MROs and to change MRO quantities. Shipments that already have a “Date Printed” can only be viewed. They cannot be edited.

Date Printed	TCN	Shipment Destinations		View Labels
Dec 14 2001 10:45AM	HX34311348869TXXX	HX3431 MEADE AMCSS	1040724, FT MEADE MD	View
Edit shipping label	N6626513481963DXX	N66265 NAS PENSACOLA, PENSACOLA FL		View

Provides access to original "Generate Shipping Label" so that changes can be made if shipping label has not been finished

Recalls all documents for this shipment so that any of the documents can be view and/or reprinted

Figure 42 – View Existing Shipment/Container Labels Web Page

7.5. Review and Reply to Follow-Up Inquiries

Follow-up inquiries are periodically sent by the organization that initiated a requisition to inquire about the status of their order. The inquiries are directed to the depot that is responsible for filling the order. If the requisition has already been shipped, VIM-ASAP automatically replies to the follow-up inquiry with that information. If the requisition is still in the depot's queue, it is displayed on this web page (see Figure 43) so that an estimated shipment date can be entered. The people responsible for MROs should review this list every day to provide an estimated shipping date that is sent back to the requestor. The most common follow-up inquiries are those for high priority requisitions with an RDD of 999, which means ship it immediately. This is sent the same day that the requisition is sent. You need not reply to this inquiry if the requested items will be shipped the same day that the requisition is received. If not, you need to enter an expected shipping date and then click the "Transmit" button.

Inquiry Date	Destination	Requisition	NSN	Qty	RDD	Order Date	Planned Shipping Date	
12/17/2001	954229	95422912709507C	8415-01-470-2844	8	999	10/01/2001	<input type="text"/>	Transmit
12/17/2001	W81PLY	W81PLY12850243	8415-01-470-2841	1	S24	10/15/2001	<input type="text"/>	Transmit
12/17/2001	W81PLY	W81PLY13240157	8415-01-470-2844	96	S24	11/22/2001	<input type="text"/>	Transmit

Enter the planned shipping date and click the transmit button

Figure 43 – Review and Reply to Follow-Up Inquiries Web Page

7.6. Reports – Inventory Count

The inventory count report can be used to synchronize each bill and hold contractors inventory records with those of DSCP (see Figure 44). DSCP's records are based on adding any quantities that were accepted from a DD250 and subtracting any quantities for an MRO that was issued (issued MROs are requisitions with a status of "BA" that are assigned to the bill and hold contractor). The table of data for the inventory counts contains the following columns:

- **NSN:** The national stock number of each item in the list
- **Size:** A definition of the size for each NSN
- **DSCP Qty:** The DLA owned quantity on-hand in the warehouse after all of the issued MROs have been filled.

- **Outstanding Order Quantity:** The total quantity from MROs that have been issued to the warehouse, but have not yet had their shipping label printed. This quantity may still be in storage or it could be picked and on a pallet that does not yet have its shipping label.
- **Total Qty:** The sum of the DSCP Qty and the Outstanding Order Quantity
- **Full Cases:** The total quantity divided by the unit pack (the whole number only with any fraction removed).
- **Qty in Broken Cases:** The fraction that was left over from the full case count.

Click this button to print an inventory list for all PGCs

Click this button to print only the selected PGC

Select a specific type of garment

Print this PGC Only Print All PGCs

PGC/Nomenclature 01918 - parka, cold weather

NSN	Size	DSCP Qty	OutStanding Order Qty	Total Qty	Full Cases	Qty in Broken Case
8415-01-228-1310	small xshort	24	12	36	3	0
8415-01-228-1311	small short	557	15	572	47	8
8415-01-228-1312	small regular	2039	60	2099	174	11
8415-01-228-1315	medium short	2568	68	2636	219	8
8415-01-228-1316	medium regular	6887	109	6996	583	0
8415-01-228-1317	medium long	1689	8	1697	141	5
8415-01-228-1318	large short	1684	24	1708	142	4
8415-01-228-1319	large regular	12778	130	12908	1075	8
8415-01-228-1320	large long	4745	46	4791	399	3
8415-01-228-1321	xlarge regular	5849	51	5900	491	8
8415-01-228-1322	xlarge long	3089	33	3122	260	2

Figure 44 – Reports Inventory Count Web Page

A single PGC or all PGCs as a group can be printed using either button at the top of the web page (see Figure 44). A click of either button prepares the data for printing and opens a second window (see Figure 45) for printing the selected or all PGCs.

Prints all pages of every PGC in list

Controls number of lines per page and width of form

Print Print Setup

01831 01918 02195 02234 02637

Page 1

List of requested PGCs

PGC: 01918 - parka, cold weather

NSN	Size	DSCP Qty	OutStanding Order Qty	Total Qty	Full Cases	Qty in Broken Case
8415-01-228-1310	small xshort	24	12	36	3	0
8415-01-228-1311	small short	557	15	572	47	8
8415-01-228-1312	small regular	2039	60	2099	174	11
8415-01-228-1315	medium short	2568	68	2636	219	8
8415-01-228-1316	medium regular	6887	109	6996	583	0
8415-01-228-1317	medium long	1689	8	1697	141	5
8415-01-228-1318	large short	1684	24	1708	142	4
8415-01-228-1319	large regular	12778	130	12908	1075	8
8415-01-228-1320	large long	4745	46	4791	399	3
8415-01-228-1321	xlarge regular	5849	51	5900	491	8
8415-01-228-1322	xlarge long	3089	33	3122	260	2

Figure 45 – Reports – Inventory Count Printing Window

7.7. Reports – Requisition Status

This report provides access to the shipment status of requisitions that have been shipped during the last month or two. The status stays available for inquiry for one month after the requisition has been received and is closed out of DSCP's database. The inquiry is done by entering the requisition number and any suffix code (see Figure 46) in the fields provided at the top of the web page. A click of the "View" button will display the data that is known about requested requisition.

Enter the pertinent requisition number here

Enter the pertinent suffix code here

Requisition Number	Suffix Code
W81T8T20540104	B

View

NSN :	8415-01-470-2828
Order Quantity :	9
Date Issued to RIC :	Feb 24 2002
Ship to DODAAC :	W81T8T
Quantity Shipped :	9
Number of Container(s) :	1
Date Shipped :	Feb 27 2002
Carrier :	FedExGr
Carrier Tracking Number :	0002886
TCN :	W81T8T20540104BXX

Figure 46 – Reports – Requisition Status Window

Appendix E

VIM-ASAP Overview

ARN Program

PDIT Final Technical Report

Contract GS-35F-0112L/SP0103-01-FA026

Prepared for:

Apparel Research Network Program
Defense Logistics Agency
DSCP and HQ, Fort Belvoir, VA

Prepared by:



Product Data Integration Technologies, Inc.

444 West Ocean Blvd., Suite 1800

Long Beach, California 90802

(562) 495-6500

(562) 495-6509 Fax

info@pdit.com

<http://www.pdit.com>

April 9, 2002

VIM-ASAP

(Virtual Item Manager -
ARN Supply-chain Automated Processing)

VIM-ASAP v2.0 Capabilities Overview

Prepared for:

Apparel Research Network Program
Defense Logistics Agency (DLA)
and
Defense Supply Center Philadelphia (DSCP)



Prepared by:



Product Data Integration Technologies, Inc.

100 W. Broadway Avenue, Suite 540

Long Beach, California 90802

(562) 495-6500

(562) 495-6509 Fax

info@pdit.com

<http://www.pdit.com>

March 15, 2002

Overview of System Capabilities and Advantages

VIM-ASAP is being sponsored by the DLA Apparel Research Network program and DSCP. The system has been designed as part of a total supply chain management system to provide support for DSCP Clothing and Textile contractors who manufacture items and/or handle the distribution as bill and hold contractors (see Figure 1).

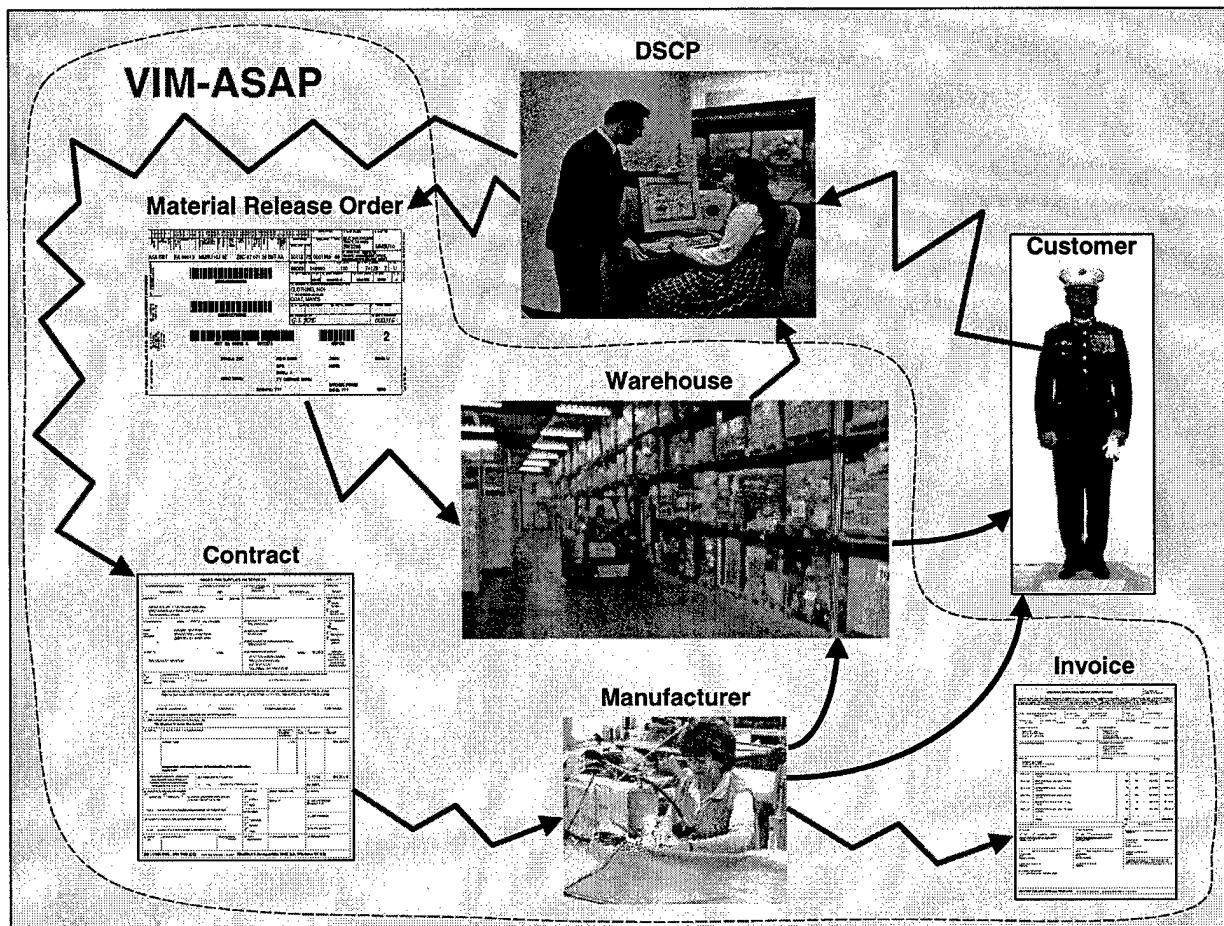


Figure 1: Role of VIM-ASAP in DSCP Supply Chain Management

The manufacturer's functions of the system support the following:

- Acceptance and handling of electronic contracts (DD Form 1155)
- Preparation and printing of all shipping documents, i.e., Packing Slip (DD Form 250), Shipment Labels (DD Form 1387), and Bar Coded Container Labels
- Transmission of electronic invoices (DD Form 250) to DFAS
- Monitoring DFAS payments for each invoice and each CLIN

The warehouse functions of the system support the following:

- Acceptance and handling of incoming shipments (MRO DD Form 1348-1A)
- Acceptance and handling of incoming electronic requisitions and the printing of MROs (DD Form 1348-1A), bar coded container labels, and Shipment Labels (DD Form 1387)

- Acceptance and handling of incoming MRO related orders and inquiries
- Automatic preparation and transmission of all required MILSTRIP and MILSTRAP transactions that eliminates the requirement to use DAMES

VIM-ASAP is an Internet based system where all the data is managed and maintained on a DLA server and database that is dedicated to this purpose. Manufacturers and warehouses access their specific subset of data from their own sites using a local Internet Service Provider and browser. Nearly all of the data is automatically extracted from a variety of DLA, DFAS, and DCMA systems that are used by DSCP to manage contracts, requisitions, inventories, invoices, and other supply chain related data. The only other data in the system is the small amount of data that is entered by individual users, e.g., the quantity shipped for a specific CLIN. DSCP data is updated each night after all of the previous day's actions have been recorded. The updated data is available each morning normally around 3:00 AM (East Coast Time), although there are periodic problems that can delay the updates. Even when there are problems, the prior day's data is available until the update is completed.

VIM-ASAP has been designed so that all communications and data formatting is done by the system automatically. The user does not need to be aware of any data formats or the transmission protocols. This can be seen when the system formats and transmits the appropriate MILSTRIPs and MILSTRAPs whenever an action takes place. For example, when a bill and hold contractor finishes a DD250 for a shipment to themselves, two things happen in the background. The first is the fully automatic formatting and transmission of the DD Form 250 data to a DFAS system called WInS (Web Invoicing System). The second is the fully automatic formatting and transmission of the MILSTRAP transaction known as a D4S that informs the DLA systems of the receipt of the items identified on the DD Form 250.

The power of the VIM-ASAP system is based on the consistency of all documents and transmissions that are extracted from the single source of data from DLA's systems, e.g., the contract data in SAMMS is used to prepare both the paper DD Form 250 and the transmission of the invoice to DFAS. There can be no mismatch and thus no payment delaying correction cycle. The only problem with this single source of information can be seen when the source data is incorrect. When this happens, personnel from each manufacturer or warehouse will need to contact the people they deal with at DSCP to correct the data problem. VIM-ASAP also provides an 800 number and e-mail address that can be used to get problems resolved. This may periodically cause a delay at the start of an activity, but the advantage is that the problems are corrected before more serious problems occur, such as shipments going to the wrong location or delays in payments because of some mismatch in data between the invoice and DFAS's records.

VIM-ASAP supports two classes of users and each has their own, but overlapping series of functions that they can perform. A summary of the functions that each class of users can perform is identified in the following sections. Detailed explanations of how to perform each function can be found in the users manual.

Do not miss Section 4 "User Notices – Important"

1 Manufacturers

The primary manufacturer's functions (see Figure 1-1) include the receipt and review of new contracts, the recording of the planned start of cutting, the preparation of the required shipping documents and invoices, and the monitoring of the payment process. The specific manufacturing capabilities of VIM-ASAP are as follows:

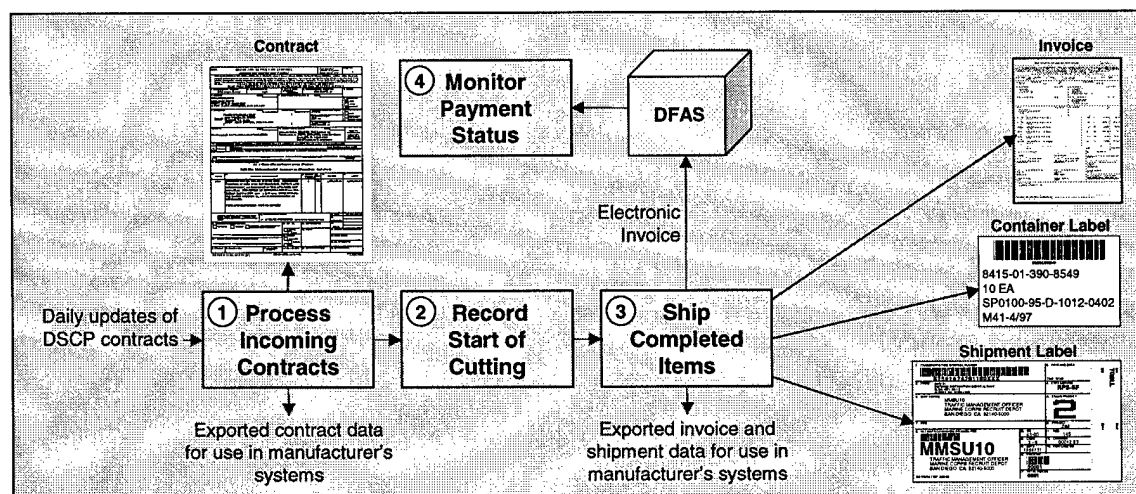


Figure 2-1: Manufacturer's Primary Functions

1. Contracts and delivery orders can be received electronically as a DD Form 1155 "Order for Supplies or Services" as well as a queue of CLINs that can be individually started into production as an entire or partial CLIN order quantity. The contract data is updated every night from the prior day's releases by DSCP. The data can also be downloaded for use in each manufacturer's internal accounting and/or production control systems.
2. The system provides a list of CLINs for unfinished orders so that the start of cutting can be recorded for each contract and CLIN. This information can be used by manufacturers to track the status of their orders as well as by DSCP for a variety of purposes, including helping with the evaluation of the impact of a change to the schedule or order quantity.
3. When it is time to ship an order, the system can prepare all of the required shipping documents and labels. A shipment is a collection containers (e.g., boxes) from one or more DD Form 250s. Each container requires a bar coded stick-on label that shows the NSN, quantity, and contract identification. The collection of containers on an individual pallet or inside a larger container requires a "Military Shipment Label" (DD Form 1387). The shipment contains one or more packing slips that identifies all of the items being shipped. The packing slip is also the invoice in the form of a Material Inspection and Receiving Report (DD Form 250). The system is capable of formatting and printing all of these documents and then formatting and transmitting the invoice data to DFAS for payment. The invoice data can also be downloaded for use in each manufacturer's internal accounting and/or production control systems.
4. The system can track payment status by combining the submitted invoice data with payment data that is extracted each morning from the DFAS payment system. The tracking can be done at the invoice level as well as at the CLIN level.

2 Manufacturers with Warehousing Responsibilities

Manufacturers with warehousing responsibilities are called Bill and Hold contractors. Their manufacturing capabilities (see Figure 2-1) are nearly identical to those of the manufacturers identified in Section 1 of this document. The only difference between the two can be seen in function 3 where a MILSTRAP transaction “D4S” is automatically sent to SAMMS at DSCP whenever the manufacturer is shipping to themselves. The “D4S” informs SAMMS that the shipment has been received at the warehouse. It is sent automatically because the shipment never really goes anywhere. It is kept by the manufacturer who also manages the warehouse until the bill and hold contractor is told to ship some or all of the items to a specific location.

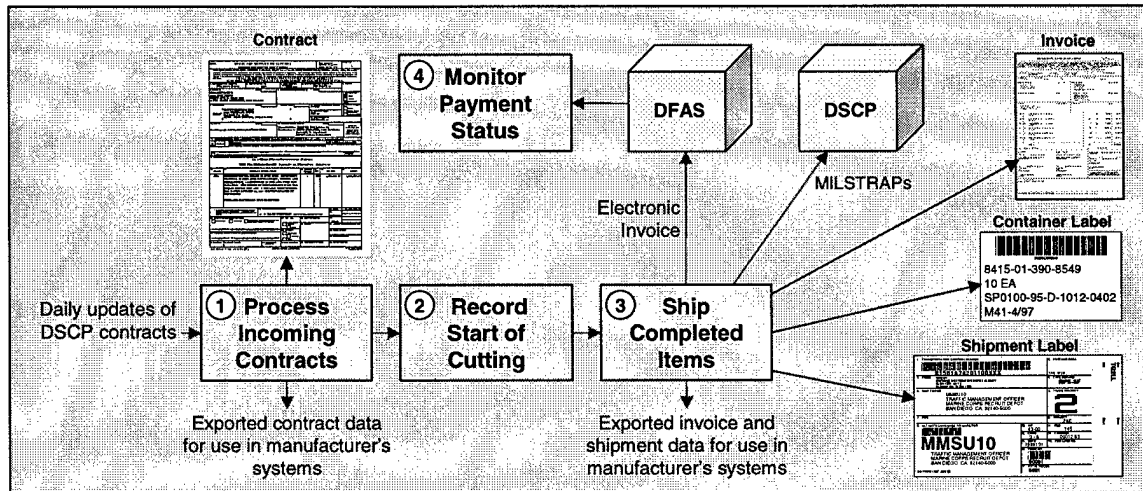


Figure 2-1: Bill and Hold Contractor's Primary Manufacturing Functions

In addition to their manufacturing activities, the bill and hold contractor has warehousing responsibilities for receiving returns and responding to orders and inquiries (see Figure 2-2). The specific warehousing capabilities of VIM-ASAP are as follows:

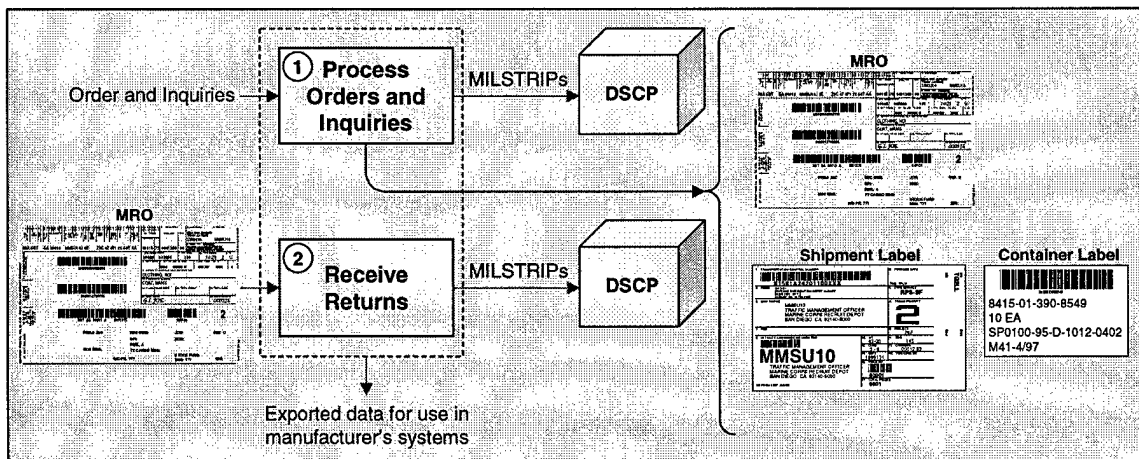


Figure 2-2: Bill and Hold Contractor's Primary Warehousing Functions

1. Orders and inquiries can be viewed and acted upon by the bill and hold contractor. Orders come in the form of an MRO to ship a quantity of a specific NSN to a particular location. Inquiries take many forms, but are primarily follow-up inquiries from the organization that created the original requisition. When acted upon, both orders and inquiries need to have a

MILSTRIP transaction created to inform DSCP of the actions taken. VIM-ASAP is capable of formatting and transmitting these transactions automatically. When an order is being filled, the system can also prepare and print all of the required shipment documents, including a Material Release Order (DD Form 1348-1A), a Military Shipment Label (DD Form 1387), and however many container labels are required for each individual container. The data can also be downloaded for use in each manufacturer's internal accounting and/or production control systems.

2. Bill and hold contractors never receive shipments from other depots or manufacturers. They only receive manufacturing shipments from themselves as well as an occasional return from a retail site or depot. Each of the returns must be authorized by DSCP, have an MRO attached to the shipment, and be processed back into DSCP's inventory. VIM-ASAP is capable of identifying the returned items on the MRO and automatically formatting and transmitting the appropriate MILSTRIP transaction so that SAMMS is updated at DSCP. The data can also be downloaded for use in each manufacturer's internal accounting and/or production control systems.

3 System Requirements

The following equipment and software is required to use VIM-ASAP:

- **Computer:** The computer requirements are a function of operating system and the version of the browser that is being used although the operating system must be MS Windows based. Microsoft provides minimum configuration information for their latest browser (IE 6.0) at <http://www.microsoft.com/windows/ie/evaluation/sysreqs/default.asp>. A general comment is that if the browser you selected runs on your computer, then VIM-ASAP will also run.
- **Internet Connection:** Any type of Internet connection will work although faster is always better. Phone modems at 64k bps will work fine in nearly all circumstances. Delays should only be noticeable when large numbers of shipping labels are required.
- **Printer:** Nearly any brand of printer can be used as long as it is either an ink jet or laser printer.
- **Software:** You will need to install Microsoft's Internet Explorer 5.5 (or greater) and set the security level to no higher than "Medium". Some versions of the browser do not contain all the needed additional software. If your version does not have everything that is needed, the system will automatically detect this and initiate a download of the required components. You will be asked to give permission for the download. Simply approve the download and everything that needs to be done will be done automatically. This will only happen the first time a missing component is discovered. Once downloaded, the component is permanently installed.

The two most common causes of slow VIM-ASAP performance are the speed of your modem and the amount of RAM you have on your computer. Adding additional RAM can typically be done for less than fifty dollars. There are dozens of ways to improve communications speed. Your local Internet Service Provider or cable company can review what they have to offer. Satellite communications are also available in rural areas that do not have many other options. Each of the satellite companies can tell you about their services.

4 User Notices - Important

Item	Problem	Solution
1	<p>There are problems with invoices for subsequent shipments after earlier shipments were within 2% of order quantity</p> <p>DFAS frequently close contracts whenever the received quantity gets within 2% of the order quantity. This also causes DSCP's contract data to be removed from their system (i.e., SAMMS). When this happens, VIM-ASAP can no longer be used to create DD250s for the last 2% of the order. Bypassing VIM-ASAP and sending a paper DD250 is not a solution to this problem. DFAS will not pay the invoice because they no longer have a record of the contract.</p>	<p>DSCP has stated that the only way to resolve this problem is for the manufacturer to contact their DSCP contracting officer to get the contract reinstated. Once this is done, VIM-ASAP and DFAS will have the data required to create and pay the DD250. DSCP is beginning to modify the method they use to code variances so that shipments within the variance percentage, but under the order quantity stay active in DFAS.</p>

Appendix F

MILSTRIP and MILSTRAP Usage Rules

ARN Program

PDIT Final Technical Report

Contract GS-35F-0112L/SP0103-01-FA026

Prepared for:

Apparel Research Network Program
Defense Logistics Agency
DSCP and HQ, Fort Belvoir, VA

Prepared by:



Product Data Integration Technologies, Inc.

444 West Ocean Blvd., Suite 1800

Long Beach, California 90802

(562) 495-6500

(562) 495-6509 Fax

info@pdit.com

<http://www.pdit.com>

April 9, 2002

Recognizing Incoming MILSTRIP/MILSTRAP Transactions From AAVS DataMart Data

DIC	Description	Recognition Rules	Replies
Release/Redistribution Orders, Modifications, and Cancellations			
A21	Redistribution Order (RDO) for overseas shipment	<ul style="list-style-type: none"> ▪ New DOC_NR appears in ARCS1 table where the RIC in the ARCS3 table identifies the current depot. ▪ The DODAAC of the DOC_NR (unless SIGNAL_CD = J, K, L, or M, then use SUPP_ADDR as DODAAC) has a RIC ▪ Overseas shipments are those where the DODAAC of the DOC_NR (or DODAAC of the SUPP_ADDR when SIGNAL_CD = J, K, L, or M) has a POE in the DODAAC table ▪ Denials are sent when quantity set to zero by depot personnel 	<p>A61 – Material Release Denial AR0 – Material Release Confirmation ARA – Material Release Confirmation for quantity greater than requested ARB – Material Release Confirmation for quantity less than requested</p>
A25	Redistribution Order (RDO) for overseas shipment with exception data	<ul style="list-style-type: none"> ▪ New DOC_NR appears in ARCS1 table where the RIC in the ARCS3 table identifies the current depot. ▪ The DODAAC of the DOC_NR (unless SIGNAL_CD = J, K, L, or M, then use SUPP_ADDR as DODAAC) has a RIC ▪ Overseas shipments are those where the DODAAC of the DOC_NR (or DODAAC of the SUPP_ADDR when SIGNAL_CD = J, K, L, or M) has a POE in the DODAAC table ▪ There is a DOC_NR in the REDF that matches the DOCC_NR of the ARCS1 table ▪ Whenever the MEDIA_STAT_CD in the ARCS1 table has any of the following codes: 2, 3, 4, 5, J, K, L, M, N, P, Q, or Z ▪ Denials are sent when quantity set to zero by depot personnel 	<p>A65 – Material Release Denial AR0 – Material Release Confirmation ARA – Material Release Confirmation for quantity greater than requested ARB – Material Release Confirmation for quantity less than requested</p>
A2A	Redistribution Order (RDO) for domestic shipment	<ul style="list-style-type: none"> ▪ New DOC_NR appears in ARCS1 table where the RIC in the ARCS3 table identifies the current depot ▪ The DODAAC of the DOC_NR (unless SIGNAL_CD = J, K, L, or M, then use SUPP_ADDR as DODAAC) has a RIC ▪ Domestic shipments are those where the DODAAC of the DOC_NR (or DODAAC of the SUPP_ADDR when SIGNAL_CD = J, K, L, or M) does not have a POE in the DODAAC table ▪ Denials are sent when quantity set to zero by depot personnel 	<p>A6A – Material Release Denial AR0 – Material Release Confirmation ARA – Material Release Confirmation for quantity greater than requested ARB – Material Release Confirmation for quantity less than requested</p>

Recognizing Incoming MILSTRIP/MILSTRAP Transactions From AAVS DataMart Data

DIC	Description	Recognition Rules	Replies
A2E	Redistribution Order (RDO) for domestic shipment with exception data	<ul style="list-style-type: none"> ▪ New DOC_NR appears in ARCS1 table where the RIC in the ARCS3 table identifies the current depot ▪ The DODAAC of the DOC_NR (unless SIGNAL_CD = J, K, L, or M, then use SUPP_ADDR as DODAAC) has a RIC ▪ Whenever the MEDIA_STAT_CD in the ARCS1 table has any of the following codes: 2, 3, 4, 5, J, K, L, M, N, P, Q, or Z ▪ There is a DOC_NR in the REDF that matches the DOC_NR of the ARCS1 table ▪ Denials are sent when quantity set to zero by depot personnel 	<p>A6E – Material Release Denial</p> <p>AR0 – Material Release Confirmation</p> <p>ARA – Material Release Confirmation for quantity greater than requested</p> <p>ARB – Material Release Confirmation for quantity less than requested</p>
A51	Material Release Order for overseas shipment	<ul style="list-style-type: none"> ▪ New DOC_NR appears in ARCS1 table where the RIC in the ARCS3 table identifies the current depot. ▪ The DODAAC of the DOC_NR (unless SIGNAL_CD = J, K, L, or M, then use SUPP_ADDR as DODAAC) does not have a RIC ▪ Overseas shipments are those where the DODAAC of the DOC_NR (or DODAAC of the SUPP_ADDR when SIGNAL_CD = J, K, L, or M) has a POE in the DODAAC table ▪ Denials are sent when quantity set to zero by depot personnel 	<p>A61 – Material Release Denial</p> <p>AR0 – Material Release Confirmation</p> <p>ARA – Material Release Confirmation for quantity greater than requested</p> <p>ARB – Material Release Confirmation for quantity less than requested</p>
A5A	Material Release Order (MRO) for domestic shipment	<ul style="list-style-type: none"> ▪ New DOC_NR appears in ARCS1 table where the RIC in the ARCS3 table identifies the current depot ▪ The DODAAC of the DOC_NR (unless SIGNAL_CD = J, K, L, or M, then use SUPP_ADDR as DODAAC) does not have a RIC ▪ Domestic shipments are those where the DODAAC of the DOC_NR (or DODAAC of the SUPP_ADDR when SIGNAL_CD = J, K, L, or M) does not have a POE in the DODAAC table ▪ Denials are sent when quantity set to zero by depot personnel 	<p>A6A – Material Release Denial</p> <p>AR0 – Material Release Confirmation</p> <p>ARA – Material Release Confirmation for quantity greater than requested</p> <p>ARB – Material Release Confirmation for quantity less than requested</p>

Recognizing Incoming MILSTRIP/MILSTRAP Transactions From AAVS DataMart Data

DIC	Description	Recognition Rules	Replies
A5E	Material Release Order with exception data	<ul style="list-style-type: none"> ▪ New DOC_NR appears in ARCS1 table where the RIC in the ARCS3 table identifies the current depot ▪ The DODAAC of the DOC_NR (unless SIGNAL_CD = J, K, L, or M, then use SUPP_ADDR as DODAAC) does not have a RIC ▪ Whenever the MEDIA_STAT_CD in the ARCS1 table has any of the following codes: 2, 3, 4, 5, J, K, L, M, N, P, Q, or Z ▪ There is a DOC_NR in the REDF that matches the DOC_NR of the ARCS1 table ▪ Domestic shipments are those where the DODAAC of the DOC_NR (or DODAAC of the SUPP_ADDR when SIGNAL_CD = J, K, L, or M) does not have a POE in the DODAAC table ▪ Denials are sent when quantity set to zero by depot personnel 	<p>A6E – Material Release Denial AR0 – Material Release Confirmation ARA – Material Release Confirmation for quantity greater than requested ARB – Material Release Confirmation for quantity less than requested</p>
A55	Material Release Order for Overseas shipment with exception data	<ul style="list-style-type: none"> ▪ New DOC_NR appears in ARCS1 table where the RIC in the ARCS3 table identifies the current depot ▪ The DODAAC of the DOC_NR (unless SIGNAL_CD = J, K, L, or M, then use SUPP_ADDR as DODAAC) does not have a RIC ▪ Whenever the MEDIA_STAT_CD in the ARCS1 table has any of the following codes: 2, 3, 4, 5, J, K, L, M, N, P, Q, or Z ▪ There is a DOC_NR in the REDF that matches the DOC_NR of the ARCS1 table ▪ Overseas shipments are those where the DODAAC of the DOC_NR (or DODAAC of the SUPP_ADDR when SIGNAL_CD = J, K, L, or M) has a POE in the DODAAC table ▪ Denials are sent when quantity set to zero by depot personnel 	<p>A65 – Material Release Denial AR0 – Material Release Confirmation ARA – Material Release Confirmation for quantity greater than requested ARB – Material Release Confirmation for quantity less than requested</p>
AC6	Cancellation (can be for MRO or RDO) from ICP to Storage	<ul style="list-style-type: none"> ▪ The RIC of ARCS3 is the depot of interest ▪ The CANC_RQSTR_CD of the ARCS2 table is non-blank whenever a change has occurred if the STATUS_DT of the ARCS2 table has been changed from the prior download of the data ▪ The cancelled order has not been shipped ▪ The AG6 reply is sent automatically if the cancellation was received prior to the order being shipped 	<p>AG6 – Reply to cancellation request</p>

Recognizing Incoming MILSTRIP/MILSTRAP Transactions From AAVS DataMart Data

DIC	Description	Recognition Rules	Replies
AC6	Cancellation (can be for MRO or RDO) from ICP to Storage	<ul style="list-style-type: none"> ▪ The RIC of ARCS3 is the depot of interest ▪ The CANC_RQSTR_CD of the ARCS2 table is non-blank whenever a change has occurred if the STATUS_DT of the ARCS2 table has been changed from the prior download of the data ▪ The cancelled order already been shipped (either exact, less than, or greater than originally ordered quantity) 	<p>AU0 – Reply to Cancellation Request</p> <ul style="list-style-type: none"> – Material Release Confirmation for release of material the same as requested <p>AUA – Reply to Cancellation Request - Material Release Confirmation for release of material greater than requested</p> <p>AUB – Reply to Cancellation Request - Material Release Confirmation for release of material less than requested</p>
AC7	Cancellation (Mass Cancellation - can be for MRO or RDO) from ICP to Storage	<ul style="list-style-type: none"> ▪ The RIC of ARCS3 is the depot of interest ▪ The CANC_RQSTR_CD of the ARCS2 table is non-blank whenever a change has occurred if the STATUS_DT of the ARCS2 table has been changed from the prior download of the data ▪ The cancelled order has not been shipped ▪ The AG6 reply is sent automatically if the cancellation was received prior to the order being shipped 	<p>AG6 – Reply to cancellation request</p>
AC7	Cancellation (Mass Cancellation - can be for MRO or RDO) from ICP to Storage	<ul style="list-style-type: none"> ▪ The RIC of ARCS3 is the depot of interest ▪ The CANC_RQSTR_CD of the ARCS2 table is non-blank whenever a change has occurred if the STATUS_DT of the ARCS2 table has been changed from the prior download of the data ▪ The cancelled order already been shipped (either exact, less than, or greater than originally ordered quantity) 	<p>AU0 – Reply to Cancellation Request</p> <ul style="list-style-type: none"> – Material Release Confirmation for release of material the same as requested <p>AUA – Reply to Cancellation Request - Material Release Confirmation for release of material greater than requested</p> <p>AUB – Reply to Cancellation Request - Material Release Confirmation for release of material less than requested</p>

Recognizing Incoming MILSTRIP/MILSTRAP Transactions From AAVS DataMart Data

DIC	Description	Recognition Rules	Replies
AM1	Document Modifier for overseas shipment	<ul style="list-style-type: none"> ▪ A change has occurred if the AavsStatusDate of the ARCS2 table has been changed from the prior download of the data ▪ The original DOC_NR was an overseas MRO or RDO ▪ The DOC_NR has not yet been shipped 	AR9 – MRO confirmation reply to MRO Modifier
AM1	Document Modifier for overseas shipment	<ul style="list-style-type: none"> ▪ A change has occurred if the STATUS_DT of the ARCS2 table has been changed from the prior download of the data ▪ The original DOC_NR was an overseas MRO or RDO ▪ The DOC_NR has already been shipped 	A61 – Material Release Denial if items already shipped
AM5	Document Modifier for Overseas shipment with exception data	<ul style="list-style-type: none"> ▪ A change has occurred if the STATUS_DT of the ARCS2 table has been changed from the prior download of the data ▪ The original DOC_NR was an overseas MRO or RDO ▪ There is a DOC_NR in the REDF that matches the DOC_NR of the ARCS1 table ▪ The DOC_NR has not yet been shipped 	AR9 – MRO confirmation reply to MRO Modifier
AM5	Document Modifier for Overseas shipment with exception data	<ul style="list-style-type: none"> ▪ A change has occurred if the STATUS_DT of the ARCS2 table has been changed from the prior download of the data ▪ The original DOC_NR was an overseas MRO or RDO ▪ There is a DOC_NR in the REDF that matches the DOC_NR of the ARCS1 table ▪ The DOC_NR has already been shipped 	A61 – Material Release Denial if items already shipped
AMA	Document Modifier for domestic shipment	<ul style="list-style-type: none"> ▪ A change has occurred if the STATUS_DT of the ARCS2 table has been changed from the prior download of the data ▪ The original DOC_NR was a domestic MRO or RDO ▪ The DOC_NR has not yet been shipped 	AR9 – MRO confirmation reply to MRO Modifier
AMA	Document Modifier for domestic shipment	<ul style="list-style-type: none"> ▪ A change has occurred if the STATUS_DT of the ARCS2 table has been changed from the prior download of the data ▪ The original DOC_NR was a domestic MRO or RDO ▪ The DOC_NR has already been shipped 	A61 – Material Release Denial if items already shipped

Recognizing Incoming MILSTRIP/MILSTRAP Transactions From AAVS DataMart Data

DIC	Description	Recognition Rules	Replies
AME	Document Modifier with exception data	<ul style="list-style-type: none"> ▪ A change has occurred if the STATUS_DT of the ARCS2 table has been changed from the prior download of the data ▪ The original DOC_NR was a domestic MRO or RDO ▪ There is a DOC_NR in the REDF that matches the DOCC_NR of the ARCS1 table ▪ The DOC_NR has not yet been shipped 	AR9 – MRO confirmation reply to MRO Modifier
AME	Document Modifier with exception data	<ul style="list-style-type: none"> ▪ A change has occurred if the STATUS_DT of the ARCS2 table has been changed from the prior download of the data ▪ The original DOC_NR was a domestic MRO or RDO ▪ There is a DOC_NR in the REDF that matches the DOCC_NR of the ARCS1 table ▪ The DOC_NR has already been shipped 	A61 – Material Release Denial if items already shipped
Follow-Ups			
AF1	Follow-up from requisitioner	<ul style="list-style-type: none"> ▪ AF1 appears in the first three columns of COL_80 of VCSF table ▪ The requisition number and any suffix found in columns 30 through 44 match a prior requisition that was routed to the RIC of interest 	AE1 – Supply Status
AF2	Follow-up from by supplemental address	<ul style="list-style-type: none"> ▪ AF2 appears in the first three columns of COL_80 of VCSF table ▪ The requisition number and any suffix found in columns 30 through 44 match a prior requisition that was routed to the RIC of interest 	AE2 – Supply Status
AF6	Follow-up from ICP	<ul style="list-style-type: none"> ▪ AF6 appears in the first three columns of COL_80 of VCSF table ▪ The requisition number and any suffix found in columns 30 through 44 match a prior requisition that was routed to the RIC of interest 	AE6 – Supply Status
AFC	Follow-up Request for Improved ESD	<ul style="list-style-type: none"> ▪ AFC appears in the first three columns of COL_80 of VCSF table ▪ The requisition number and any suffix found in columns 30 through 44 match a prior requisition that was routed to the RIC of interest 	AE1 – Supply Status
AFJ	Disposal Release Follow-up	<ul style="list-style-type: none"> ▪ AFJ appears in the first three columns of COL_80 of VCSF table ▪ The requisition number and any suffix found in columns 30 through 44 match a prior requisition that was routed to the RIC of interest 	AEJ – Disposal Supply Status
AFX	Disposal Shipment/Receipt Confirmation Follow-up	<ul style="list-style-type: none"> ▪ AFX appears in the first three columns of COL_80 of VCSF table ▪ The requisition number and any suffix found in columns 30 through 44 match a prior requisition that was routed to the RIC of interest 	ASZ – Disposal Shipment Confirmation

Recognizing Incoming MILSTRIP/MILSTRAP Transactions From AAVS DataMart Data

DIC	Description	Recognition Rules	Replies
Disposal Release Orders and Cancellations			
A5J	Disposal Release Order	<ul style="list-style-type: none"> ▪ New DOC_NR appears in ARCS1 table where the RIC in the ARCS3 table identifies the current depot ▪ The DODAAC of the DOC_NR (unless SIGNAL_CD = J, K, L, or M, then use SUPP_ADDR as DODAAC) uses "DRMO", "DRMS", or "reutilization" in either the Name or TAC1Title of the DODAAC table. 	<p>ARJ – Disposal Release Confirmation</p> <p>ARK – Disposal Release Confirmation for release of quantity greater than requested</p> <p>ARL – Disposal Release Confirmation for release of quantity less than requested</p>
ACJ	Disposal Release Cancellation	<ul style="list-style-type: none"> ▪ The CANC_RQSTR_CD of the ARCS2 table is non-blank whenever a change has occurred if the STATUS_DT of the ARCS2 table has been changed from the prior download of the data where the prior order was the equivalent of a A5J. ▪ The DODAAC of the DOC_NR (unless SIGNAL_CD = J, K, L, or M, then use SUPP_ADDR as DODAAC) uses "DRMO", "DRMS", or "reutilization" in either the Name or TAC1Title of the DODAAC table. ▪ The cancelled order has not yet been shipped 	<p>AGJ – Reply to disposal release cancellation</p>
ACJ	Disposal Release Cancellation	<ul style="list-style-type: none"> ▪ The CANC_RQSTR_CD of the ARCS2 table is non-blank whenever a change has occurred if the STATUS_DT of the ARCS2 table has been changed from the prior download of the data where the prior order was the equivalent of a A5J. ▪ The DODAAC of the DOC_NR (unless SIGNAL_CD = J, K, L, or M, then use SUPP_ADDR as DODAAC) uses "DRMO", "DRMS", or "reutilization" in either the Name or TAC1Title of the DODAAC table. ▪ The cancelled order already been shipped (either exact, less than, or greater than originally ordered quantity) 	<p>AU0 – Reply to Cancellation Request - Material Release Confirmation for release of material the same as requested</p> <p>AUA – Reply to Cancellation Request - Material Release Confirmation for release of material greater than requested</p> <p>AUB – Reply to Cancellation Request - Material Release Confirmation for release of material less than requested</p>

Recognizing Incoming MILSTRIP/MILSTRAP Transactions From AAVS DataMart Data

DIC	Description	Recognition Rules	Replies
Arrival of Shipments from Contracts (does not apply to Bill & Hold Depots that use ASAP)			
None	Arrival of Shipment as directed by a contract (e.g., received using a DD250)	<ul style="list-style-type: none"> ▪ Contract, Delivery Order, and CLIN from ACF table ▪ STG_LOC_RIC_2 of ACF is the depot of interest; or the first six characters of the DOC_NR is the depot's DODAAC; or the SUPP_ADDR is the depot's DODAAC if the SIGNAL_CD = J, K, L, or M for the DOC_NR in ARCS1 ▪ Position 2 and 3 of TYPE_DI = "DM" 	D4M – Material receipt as a return of repaired or tested item using a procurement instrument source
None	Arrival of Shipment as directed by a contract (e.g., received using a DD250)	<ul style="list-style-type: none"> ▪ Contract, Delivery Order, and CLIN from ACF table ▪ STG_LOC_RIC_2 of ACF is the depot of interest; or the first six characters of the DOC_NR is the depot's DODAAC; or the SUPP_ADDR is the depot's DODAAC if the SIGNAL_CD = J, K, L, or M for the DOC_NR in ARCS1 ▪ The shipment comes from a manufacturer coded as government entity from CAGE table using DESIG code of "G" or "5" ▪ The DODAAC from the CAGE table does not start with a "G" but that does start with a letter 	D4U – Material receipt from procurement from DoD entity
None	Arrival of Shipment as directed by a contract (e.g., received using a DD250)	<ul style="list-style-type: none"> ▪ Contract, Delivery Order, and CLIN from ACF table ▪ STG_LOC_RIC_2 of ACF is the depot of interest; or the first six characters of the DOC_NR is the depot's DODAAC; or the SUPP_ADDR is the depot's DODAAC if the SIGNAL_CD = J, K, L, or M for the DOC_NR in ARCS1 ▪ The shipment comes from a manufacturer coded as government entity from CAGE table using DESIG code of "G" or "5" ▪ The DODAAC from the CAGE table starts with a "G" or a number 	D4V – Material receipt from procurement from non-DoD government entity
None	Arrival of Shipment as directed by a contract (e.g., received using a DD250)	<ul style="list-style-type: none"> ▪ Contract, Delivery Order, and CLIN from ACF table ▪ STG_LOC_RIC_2 of ACF is the depot of interest; or the first six characters of the DOC_NR is the depot's DODAAC; or the SUPP_ADDR is the depot's DODAAC if the SIGNAL_CD = J, K, L, or M for the DOC_NR in ARCS1 ▪ The shipment comes from a manufacturer coded as government entity from CAGE table using DESIG code of "G" or "5" ▪ The DODAAC from the CAGE table starts with a "G" or a number 	D4X – Material receipt from procurement from Decapitalization

Recognizing Incoming MILSTRIP/MILSTRAP Transactions From AAVS DataMart Data

DIC	Description	Recognition Rules	Replies
None	Arrival of Shipment from a manufacturer who used ASAP to create the DD250 for the shipment	<ul style="list-style-type: none"> ▪ Shipment, Contract, Delivery Order, and CLIN is from ASAPweb ▪ STG_LOC_RIC_2 of ACF is the depot of interest; or the first six characters of the DOC_NR is the depot's DODAAC; or the SUPP_ADDR is the depot's DODAAC if the SIGNAL_CD = J, K, L, or M for the DOC_NR in ARCS1 	D4S – Material receipt for procurement instrument from commercial source (DEFAULT if not rules are satisfied)
Arrival of Shipments from Requisitions			
None	Arrival of Shipment as directed by a requisition	<ul style="list-style-type: none"> ▪ The depot of interest is identified by its DODAAC in the first six characters of the DOC_NR of ARCS1 or in the SUPP_ADDR if SIGNAL_CD = J, K, L, or M ▪ The TYPE_DI of the DUE Table is DFA, C, D or DFE ▪ The items are being returned from another DLA activity (i.e., DODAAC from DOC_NR that starts with an "S" or "U") 	D6A – Material receipt from non-procurement instrument as a return from other DLA activity
None	Arrival of Shipment as directed by a requisition	<ul style="list-style-type: none"> ▪ The depot of interest is identified by its DODAAC in the first six characters of the DOC_NR of ARCS1 or in the SUPP_ADDR if SIGNAL_CD = J, K, L, or M ▪ The TYPE_DI of the DUE Table is DFA, C, D or DFE ▪ The items are being returned from a DoD, but non-DLA activity (i.e., DODAAC that does not start with an "S" or "U" or "G" but that starts with a letter) 	D6B – Material receipt from non-procurement instrument as a return from a non-DLA DoD activity
None	Arrival of Shipment as directed by a requisition	<ul style="list-style-type: none"> ▪ The depot of interest is identified by its DODAAC in the first six characters of the DOC_NR of ARCS1 or in the SUPP_ADDR if SIGNAL_CD = J, K, L, or M ▪ Position 3 of TYPE_DI = "D" ▪ First character of DOC_NR = B, D, K, P or T AND first character of SUPP_ADDR = "Y" 	D6D – Material receipt from non-procurement instrument as a return from a MAP Grant Aid activity
None	Arrival of Shipment as directed by a requisition	<ul style="list-style-type: none"> ▪ The depot of interest is identified by its DODAAC in the first six characters of the DOC_NR of ARCS1 or in the SUPP_ADDR if SIGNAL_CD = J, K, L, or M ▪ First character of DOC_NR = B, D, K, P or T AND Position 3 of TYPE_DI = "E" 	D6E – Material receipt from non-procurement instrument as a return from a FMS
None	Arrival of Shipment as directed by a requisition	<ul style="list-style-type: none"> ▪ The depot of interest is identified by its DODAAC in the first six characters of the DOC_NR of ARCS1 or in the SUPP_ADDR if SIGNAL_CD = J, K, L, or M ▪ Position 2 and 3 of TYPE_DI = "FM" 	D6G – Material receipt from non-procurement instrument as a return of unused material from destructive testing
None	Arrival of Shipment as directed by a requisition	<ul style="list-style-type: none"> ▪ The depot of interest is identified by its DODAAC in the first six characters of the DOC_NR of ARCS1 or in the SUPP_ADDR if SIGNAL_CD = J, K, L, or M ▪ Position 2 and 3 of TYPE_DI = "FH" 	D6H – Material receipt from non-procurement instrument as a return of unused GFM

Recognizing Incoming MILSTRIP/MILSTRAP Transactions From AAVS DataMart Data

DIC	Description	Recognition Rules	Replies
None	Arrival of Shipment as directed by a requisition	<ul style="list-style-type: none"> ▪ The depot of interest is identified by its DODAAC in the first six characters of the DOC_NR of ARCS1 or in the SUPP_ADDR if SIGNAL_CD = J, K, L, or M ▪ The DODAAC of the ARCS1 DOC_NR (or DODAAC in the SUPP_ADDR if DOC_NR DODAAC = "SC0100") uses "DRMO", "DRMS", or "reutilization" in either the Name or TAC1Title of the DODAAC table ▪ Position 2 and 3 of TYPE_DI = "FJ" 	D6J – Material receipt from non-procurement instrument as a return from property disposal
None	Arrival of Shipment as directed by a requisition	<ul style="list-style-type: none"> ▪ The depot of interest is identified by its DODAAC in the first six characters of the DOC_NR of ARCS1 or in the SUPP_ADDR if SIGNAL_CD = J, K, L, or M ▪ Position 2 and 3 of TYPE_DI = "FK" 	D6K – Material receipt for other than procurement instrument for relocation of assets remaining under control of the same item manager
None	Arrival of Shipment as directed by a requisition	<ul style="list-style-type: none"> ▪ The depot of interest is identified by its DODAAC in the first six characters of the DOC_NR of ARCS1 or in the SUPP_ADDR if SIGNAL_CD = J, K, L, or M ▪ The RIC of ARCS3 is neither blank nor null Position 2 and 3 of TYPE_DI = "FL" 	D6L – Material receipt from non-procurement instrument as a return from modification
None	Arrival of Shipment as directed by a requisition	<ul style="list-style-type: none"> ▪ The depot of interest is identified by its DODAAC in the first six characters of the DOC_NR of ARCS1 or in the SUPP_ADDR if SIGNAL_CD = J, K, L, or M ▪ The items come from another DLA activity (e.g., DODAAC starts with an "S" or "U") ▪ Position 2 and 3 of TYPE_DI = "FA" 	D6T – Material receipt from non-procurement instrument from requisition from other DLA site
None	Arrival of Shipment as directed by a requisition	<ul style="list-style-type: none"> ▪ The depot of interest is identified by its DODAAC in the first six characters of the DOC_NR of ARCS1 or in the SUPP_ADDR if SIGNAL_CD = J, K, L, or M ▪ The items come from a DoD, but non-DLA activity (i.e., DODAAC that does not start with an "S" or "U" or "G" but that starts with a letter) ▪ Position 2 and 3 of TYPE_DI = "FB" 	D6U – Material receipt from non-procurement instrument from requisition from a non-DLA but other DoD activity
None	Arrival of Shipment as directed by a requisition	<ul style="list-style-type: none"> ▪ The depot of interest is identified by its DODAAC in the first six characters of the DOC_NR of ARCS1 or in the SUPP_ADDR if SIGNAL_CD = J, K, L, or M ▪ The items come from a non-DoD activity (i.e., DODAAC that starts with a number or the letter "G") ▪ Position 2 and 3 of TYPE_DI = "FC" 	D6V – Material receipt from non-procurement instrument from requisition from a non-DoD agency

Recognizing Incoming MILSTRIP/MILSTRAP Transactions From AAVS DataMart Data

DIC	Description	Recognition Rules	Replies
None	Periodic contractual requirement that is initiated by the user based on a scheduled event	<ul style="list-style-type: none"> ▪ User entries in the inventory count table along with the adjustment explanation and error classifications 	D8_ – Inventory Adjustment (Increase) D9_ – Inventory Adjustment (Decrease)

Notes:

1. Whenever the ADVICE_CD of ARCS1 is equal to "2D", the depot is required to ship the exact quantity requested. The quantity cannot be adjusted for unit pack.

Appendix G

MILSTRIP and MILSTRAP Formats

ARN Program

PDIT Final Technical Report

Contract GS-35F-0112L/SP0103-01-FA026

Prepared for:

Apparel Research Network Program
Defense Logistics Agency
DSCP and HQ, Fort Belvoir, VA

Prepared by:



Product Data Integration Technologies, Inc.

444 West Ocean Blvd., Suite 1800

Long Beach, California 90802

(562) 495-6500

(562) 495-6509 Fax

info@pdit.com

<http://www.pdit.com>

April 9, 2002

Data Format for MILSTRIPs and MILSTRAPs

DIC	Data Element	From Column	To Column	Special Rules*	Notes
D6_	All D6_ DICs	1	3		
	RIC	4	6		RIC of the DODAAC of the DOC_NR or the SUPP_ADDR if SIGNAL_CD = J, K, L, or M
	Leave Blank	7	7		
	NSN	8	22		
	UI	23	24		
	QTY	25	29	Right justified, zero filled	
	DOC_NR	30	43		
	SFX_CD	44	44		
	SUPP_ADDR	45	50		
	SIGNAL_CD	51	51		
	FUND_CD	52	53		
	DIST_CD	54	56		
	PROJECT_CD	57	59		
	Always Blank	60	66		
	RIC	67	69		RIC of receiving depot
	OP_CD	70	70		
	COND_CD	71	71		Entered by receiving organization from pull-down list of codes
	MGT_CD	72	72		
	Day of Year	73	75	Right justified, zero filled	
	Always Blank	76	80		

Note: All data is left justified, blank filled unless otherwise indicated (including all "Nulls" converted to blanks)

Data Format for MILSTRIPs and MILSTRAPs

DIC	Data Element	From Column	To Column	Special Rules*	Notes
D4_	All D4_ DICs	1	3		
	RIC of ICP	4	6		RIC from DODAAC of DOC_NR that ordered the material. If DODAAC is null or blank, then set RIC to "S9T"
	Always Blank	7	7		
	NSN	8	22		
	UI	23	24		
	QTY	25	29	Right justified, zero filled	
	PIIN	30	42		
	Always Blank	43	43		
	Always Blank	44	44		
	CLIN	45	50		
	Always Blank	51	53		
	DISTR_CD	54	56		
	PROJECT_CD	57	59		
	Shipment Number	60	66		Entered by receiving organization
	RIC of receiving organization	67	69		
	OP-CD	70	70		
	Condition Code	71	71		Supply condition selected by user from pull-down list
	MGMT_CD	72	72		
	Day of the Year	73	75	Right justified, zero filled	The day of the year that the MILSTRAP is generated
	Always Blank	76	76		
	CALL_NR	77	80		

Data Format for MILSTRIPs and MILSTRAPs

DIC	Data Element	From Column	To Column	Special Rules*	Notes
D8_ & D9_	All D8_ and D9_ DICs, except D8E, D8F, D8S, D9E, D9F, D9S	1	3		
	RIC of ICP	4	6		RIC set to "S9T" for DSCP
	Always Blank	7	7		
	NSN	8	22		
	UI	23	24		
	QTY	25	29	Right justified, zero filled	Quantity to increase or decrease (do not use negative sign for decrease)
	DOC_NR	30	43	?????	If this is driven by the calendar, then there is no DOC_NR
	SFX_CD	44	44	?????	If this is driven by the calendar, then there is no SFX_CD
	Always Blank	45	51		
	Always Blank	52	53		
	Always Blank	54	56		
	Always Blank	57	59		
	Always Blank	60	62		
	Error Classification	63	64		Set by the user using a pull-down list
	Always Blank ???	65	65	Does DLA use this error classification?	
	Always Blank	66	66		
	RIC	67	69		RIC of depot making the adjustment
	Always Blank	70	70		
	Always Blank	71	71		
	Always Blank	72	72		
	Day of the year	73	75	Right justified, zero filled	Julian day of the year that this transaction was generated
	Always Blank	76	80		

Data Format for MILSTRIPs and MILSTRAPs

DIC	Data Element	From Column	To Column	Special Rules*	Notes
A2A	A2A	1	3		
	RIC	4	6		RIC of depot or bill and hold contractor that is will fill the order
	MEDIA_STAT_CD	7	7		Always "S" (100 % supply status and shipment to requisitioner)
	NSN	8	22		
	UI	23	24		
	QTY	25	29	Right justified, zero filled	
	DOC_NR	30	43		
	DMD_CD ?	44	44		??????????????
	SUPP_ADDR	45	50		Always blank for replenishment orders from depots
	SIGNAL_CD	51	51		Always set to "D", i.e., free-issue
	FUND_CD	52	53		Always set to "00"
	DIST_CD	54	56		??????????????
	PROJECT_CD	57	59		Lion Vallen is always set to "EDI"
	PRIORITY_CD	60	61		Lion Vallen is always set to "06"
	RDD	62	64	Right justified, zero filled	Lion Vallen is always either null or "S24"
	ADVICE_CD	65	66		Always set to "27"
	Date of Receipt of Requisition	67	69		Leave Blank
	Ownership	70	70	???????????	
	Supply Condition	71	71	???????????	
	System Management	72	73	???????????	
	RIC of requestor	74	76		
	Inventory Control Data	77	80	???????????????	

Data Format for MILSTRIPs and MILSTRAPs

DIC	Data Element	From Column	To Column	Special Rules*	Notes
A6_	All A6_ DICs except A6J	1	3	A61 – overseas shipment A65 – overseas shipment with exception data A6A – domestic shipment A6E – domestic shipment with exception data	Material Release Denial
	RIC of ICP	4	6	Always "S9T"	RIC from DODAAC of DOC_NR that ordered the material. If DODAAC is null or blank, then set RIC to "S9T"
	MEDIA_STAT_CD	7	7		
	NSN	8	22		
	UI	23	24		
	QTY	25	29	Right justified, zero filled Requested Qty – Shipped Qty	
	DOC_NR	30	43		
	SFX_CD	44	44		
	SUPP_ADDR	45	50		
	SIGNAL_CD	51	51		
	FUND_CD	52	53		
	DIST_CD	54	56		
	PROJECT_CD	57	59		
	PRIORITY_CD	60	61		
	RDD	62	64	Right justified, zero filled	
	ADVICE_CD	65	66		
	RIC	67	69		RIC of the depot sending this transaction
	OP_CD	70	70		
	COND_CD	71	71		Entered by sending organization from pull-down list of codes
	MGT_CD	72	72		
	Always Blank	73	80		

Data Format for MILSTRIPs and MILSTRAPs

DIC	Data Element	From Column	To Column	Special Rules*	Notes
A6J	A6J	1	3		Disposal Release Denial
	RIC of ICP	4	6	Always "S9T"	RIC from DODAAC of DOC_NR that ordered the material. If DODAAC is null or blank, then set RIC to "S9T"
	MEDIA_STAT_CD	7	7		
	NSN	8	22		
	UI	23	24		
	QTY	25	29	Right justified, zero filled	
	DOC_NR	30	43		
	SFX_CD	44	44	Leave Blank	
	Retention Quantity	45	51	Right justified, zero filled	The only reason for a disposal release order denial is that there are none on hand. Therefore, this will be set to zero. On hand qty from NIR2
	FUND_CD	52	53		
	DIST_CD	54	54	Always "9"	Mike, this is always "9" in ARL, so I defaulted it here also. Doina
	Leave Blank	55	56		
	Denial Date	57	59	Right justified, zero filled	The day of the year that the MILSTRAP is generated
	Leave Blank	60	66		
	RIC	67	69		RIC of receiving depot
	OP_CD	70	70		
	COND_CD	71	71		Entered by receiving organization from pull-down list of codes
	MGT_CD	72	72	Always blank	
	Leave Blank	73	80		

Data Format for MILSTRIPs and MILSTRAPs

DIC	Data Element	From Column	To Column	Special Rules*	Notes
AF_	All AF_s	1	3		
	RIC	4	6		RIC that was assigned responsibility for the requisition
	MEDIA_STAT_CD	7	7		
	NSN	8	22		
	UI	23	24		
	QTY	25	29	Right justified, zero filled	
	DOC_NR	30	43		
	DMD_CD	44	44		Doina -this is in the ARCS1, but we are not currently getting this
	SUPP_ADDR	45	50		
	SIGNAL_CD	51	51		
	FUND_CD	52	53		
	DIST_CD	54	54		
	Leave Blank	55	56		
	PROJECT_CD	57	59		
	PRIORITY_CD	60	61		
	RDD	62	64		
	ADVICE_CD	65	66		
	Blank	67	69		
	Blank	70	80		

Data Format for MILSTRIPs and MILSTRAPs

DIC	Data Element	From Column	To Column	Special Rules*	Notes
AG6	AG6	1	3		Material Release Cancellation Reply
	RIC of ICP	4	6	Always 'S9T'	RIC from DODAAC of DOC_NR that ordered the material. If DODAAC is null or blank, then set RIC to "S9T"
	MEDIA_STAT_CD	7	7		
	NSN	8	22		
	UI	23	24		
	QTY	25	29	Right justified, zero filled	Cancellation qty
	DOC_NR	30	43		
	SFX_CD	44	44	Leave Blank	
	Always Blank	45	50		
	SIGNAL_CD	51	51		
	FUND_CD	52	53		
	DIST_CD	54	56		
	PROJECT_CD	57	59		
	PRIORITY_CD	60	61		
	RDD	62	64	Right justified, zero filled	
	ADVICE_CD	65	66		
	RIC	67	69		RIC of the depot sending this transaction
	Always Blank	70	80		

Data Format for MILSTRIPs and MILSTRAPs

DIC	Data Element	From Column	To Column	Special Rules*	Notes
AGJ	AGJ	1	3		Disposal Release Cancellation Reply
	RIC of ICP	4	6		RIC from DODAAC of DOC_NR that ordered the material. If DODAAC is null or blank, then set RIC to "S9T"
	MEDIA_STAT_CD	7	7		
	NSN	8	22		
	UI	23	24		
	QTY	25	29	Right justified, zero filled	
	DOC_NR	30	43		
	SFX_CD	44	44	Leave Blank	
	SUPP_ADDR	45	50		
	SIGNAL_CD	51	51		
	FUND_CD	52	53		
	Distribution	54	54	Always "9"	
	Quantity on hand	55	61	Right justified, zero filled	Total quantity currently on hand at this RIC
	Precious Metals Indicator	62	62	Always "A", i.e., no known precious metal	
	ADPE Identification	63	63	Always "0", i.e., no ADPE	
	DEMIL_CD	65	65		
	Reclamation	66	66	Always "N", i.e., reclamation not required	
	OP_CD	70	70		
	COND_CD	71	71		Entered by receiving organization from pull-down list of codes
	MGT_CD	72	72		
	Flight Safety Critical Aircraft Parts	73	73	Always Blank	
	ARCS1_UP	74	80		Unit price

Data Format for MILSTRIPs and MILSTRAPs

DIC	Data Element	From Column	To Column	Special Rules*	Notes
AR_ & AU_	AR0, ARA, & ARB AU0, AUA, & AUB	1	3		Material Release Confirmation
	RIC	4	6		The RIC of the DODAAC of the DOC_NR or the SUPP_ADDR if SIGNAL_CD = J, K, L, or M
	MEDIA_STAT_CD	7	7		
	NSN	8	22		
	UI	23	24		
	QTY	25	29	Right justified, zero filled	
	DOC_NR	30	43		
	SFX_CD	44	44	Leave Blank	????? Why ?????
	SUPP_ADDR	45	50		
	HOLD_CD	51	51		
	FUND_CD	52	53		
	POE (Port of Embarkation)	54	56		Leave blank except for OCONUS destinations.
	Date Shipped	57	59	Right justified, zero filled	Julian day
	TCN	60	76		Determined by code that generates the shipping label (DD 1387)
	Mode of Shipment	77	77		Set by user using pull-down list when preparing shipping label
	Date Available for Shipment	78	80	Right justified, zero filled	Set to Date Shipped

Data Format for MILSTRIPs and MILSTRAPs

DIC	Data Element	From Column	To Column	Special Rules*	Notes
AR_	ARJ, ARK, & ARL	1	3	ARJ: ship qty = req qty ARK: ship qty > req qty ARL: ship qty < req qty	Disposal Release Confirmation
	RIC of ICP	4	6	"S9T"	
	MEDIA_STAT_CD	7	7		ARCS1
	NSN	8	22		
	UI	23	24		
	QTY	25	29	Right justified, zero filled	Shipped qty
	DOC_NR	30	43		
	SFX_CD	44	44	Leave Blank	
	Retention Quantity	45	51	Right justified, zero filled	Calculated by subtracting the shipped QTY from the current on-hand inventory level; changed to use NIR2 qty
	FUND_CD	52	53		ARCS1
	DIST_CD	54	54	Always "9"	
	Always Blank	55	56		
	Ship Date	57	59	Right justified, zero filled	Today's Julian day of year
	Always Blank	60	61		
	Precious Metals Indicator	62	62	Always "A", i.e., no known precious metal	
	ADPE Identification	63	63	Always "0", i.e., no ADPE	
	Disposal Authority	64	64	Always set to "M"	
	STATUS_CODE	65	66	Always set to "DG"	
	RIC	67	69		RIC of the depot sending this transaction
	OP_CD	70	70		ARCS3
	COND_CD	71	71		ARCS3
	MGT_CD	72	72	Always blank	ARCS3 is always blank
	Always Blank	73	80		

Data Format for MILSTRIPs and MILSTRAPs

DIC	Data Element	From Column	To Column	Special Rules*	Notes
AE_	All AE_s	1	3		Supply Status Replies
	RIC of ICP	4	6	"S9T"	
	MEDIA_STAT_CD	7	7		
	NSN	8	22		
	UI	23	24		
	QTY	25	29	Right justified, zero filled	
	DOC_NR	30	43		
	SFX_CD	44	44		
	SUPP_ADDR	45	50		
	SIGNAL_CD	51	51		
	FUND_CD	52	53		
	DIST_CD	54	56		
	PROJECT_CD	57	59		
	PRIORITY_CD	60	61		
	Transaction Date	62	64	Right justified, zero filled	Today's Julian day of the year
	Status	65	66		The user defines the status of the requisition using a pull-down list of valid codes
	RIC	67	69		RIC of depot sending this reply
	Shipping Date	70	73	Right justified, zero filled of the form YDDD	This is either the actual shipped date or the planned ship date as entered by the user
	Always Blank	74	80		

Data Format for MILSTRIPs and MILSTRAPs

DIC	Data Element	From Column	To Column	Special Rules*	Notes

Data Format for MILSTRIPs and MILSTRAPs

DIC	Data Element	From Column	To Column	Special Rules*	Notes
ASZ	ASZ	1	3		<i>Disposal Shipment Confirmation</i>
	RIC of ICP	4	6	"S9T"	
	MEDIA_STAT_CD	7	7		
	NSN	8	22		
	UI	23	24		
	QTY	25	29	Right justified, zero filled	
	DOC_NR	30	43		
	SFX_CD	44	44	Leave Blank	
	SUPP_ADDR	45	50		
	SIGNAL_CD	51	51		
	FUND_CD	52	53		
	DIST_CD	54	54	Always "9"	
	Always Blank	55	64		
	ADVICE_CD	65	66		
	Always Blank	67	80		

Appendix H

VIM-ASAP Implementation Status

ARN Program

PDIT Final Technical Report

Contract GS-35F-0112L/SP0103-01-FA026

Prepared for:

Apparel Research Network Program
Defense Logistics Agency
DSCP and HQ, Fort Belvoir, VA

Prepared by:



Product Data Integration Technologies, Inc.

444 West Ocean Blvd., Suite 1800

Long Beach, California 90802

(562) 495-6500

(562) 495-6509 Fax

info@pdit.com

<http://www.pdit.com>

April 9, 2002

VIM-ASAP Implementation Report

Summary For All VIM-ASAP Implementations

Five manufacturers or bill and hold contractors are in production using the new version of VIM-ASAP. Six more have been trained. ATI has trained MJ Soffee. CAR has trained JH Rutter-Rex and has started working with Propper and American Apparel. Any data quality problems are being resolved by DSCP in a timely manner. There are currently no outstanding data quality problems. A few software changes were made to the method used 1) to create the TCN (Transportation Control Number); 2) the treatment of suffix codes for manually entered requisitions; and 3) the placement of information on the face of the DD250 to be in compliant with a QAR's direction. A report function was added to help the bill and hold contractors keep their inventory records in sync with those of DSCP.

Statistics (2/1/2002 – 2/28/2002)

- DD250s Created: 229
- D4S Transactions: 604
- MROs Created: 3,168
- MILSTRIP Transactions: 3,169
- Violations or Problems:

VIM-ASAP Implementation Report

Apparel Manufacturing Company (AMC – 0N1T2/SAD)

Status: AMC is in full production with VIM-ASAP. They are using VIM-ASAP for 100% of their DD250s, MROs, and MILSTRIP and MILSTRAP transactions. All AMC's payments from DFAS are current.

- Manufacturing Functions Start Date: September 26, 2001
- Depot Functions Start Date: November 13, 2001

Statistics (2/1/2002 – 2/28/2002)

- DD250s Created: 37
- D4S Transactions: 180
- MROs Created: 173
- MILSTRIPs Transactions: 173
- Violations: None

Recent Manufacturing Related Problems

- None

Recent Depot Related Problems

- None

VIM-ASAP Implementation Report

Tennessee Apparel (TNN – 9A180/TNN)

Status: TNN is in full production with VIM-ASAP. They are using VIM-ASAP for 100% of their DD250s, MROs, and MILSTRIP and MILSTRAP transactions. All TNN's payments from DFAS are current.

- Manufacturing Functions Start Date: November 30, 2001
- Depot Functions Start Date: November 14, 2001

Statistics (2/1/2002 – 2/28/2002)

- DD250s Created: 72
- D4S Transactions: 424
- MROs Created: 2,931
- MILSTRIPs Created: 2,932
- Violations: None

Recent Manufacturing Related Problems

- TNN received two faxed emergency requisitions with a suffix code of "N" that were manually entered into VIM-ASAP and then filled and shipped. The SAMMS created orders showed up two days later without the suffix code of "N" causing a mismatch. DSCP explained that the special codes of "N" for non-recurring and "R" for recurring are entered into the suffix field, but these are not suffix codes. VIM-ASAP was changed to ignore suffix codes of "N" and "R".

Recent Depot Related Problems

- Two ARO transactions were generated for TNN items and were then violated. Neither of the transactions came from VIM-ASAP or from TNN. DSCP was unable to trace the source of these transactions.

VIM-ASAP Implementation Report

Tullahoma Industries (TIL – 1NTN6/SDR)

Status: TIL is in full production with the depot functions of VIM-ASAP. They are using VIM-ASAP for 100% of their MROs and MILSTRIP transactions. They are currently working with DFAS to get production authorization for the submission of digital DD250s via WInS.

- Manufacturing Functions Start Date: TBD
- Depot Functions Start Date: February 8, 2002

Statistics (1/11/2002 – 2/16/2002)

- DD250s Created: None
- D4S Transactions: None
- MROs Created: 64
- MILSTRIP Transactions: 64
- Violations: None

Recent Manufacturing Related Problems

- TIL has raised an issue about who can and how discounts codes are communicated to DFAS. The issues have been defined to DSCP to get guidance about what VIM-ASAP should do with the handling of discount codes.

Recent Depot Related Problems

- None

VIM-ASAP Implementation Report

JH Rutter-Rex (RRM)

CAR Supported

Status: RRM has successfully created 3 DD250s during this implementation phase. They are waiting to see the response time for payments. Once these DD250s have been paid, they will move most, if not all DD250s, to the VIM-ASAP system. Plans are in progress for beginning depot functions.

- Manufacturing Functions Start Date: February 16, 2002
- Depot Functions Start Date: TBD

Statistics (2/1/2002 – 2/28/2002)

- DD250s Created: 3
- D4S Transactions: None
- MROs Created: None
- MILSTRIP Transactions: None
- Violations: None

Recent Manufacturing Related Problems

- RRM had an issue concerning the shipment numbers and invoice numbers. They were informed the two numbers must be independent from each other, otherwise they could run into problems when trying to track DD250 payments. The issue has been resolved.
 - **PDIT Comments:** Some of the manufacturers have been using the shipment number as their invoice number. Shipment numbers are not unique and are repeated for every delivery order. DFAS uses the invoice number as a unique payment tracking number. When duplicates occur, CLINs from multiple invoices get confused and it gets very difficult to track the payment to the invoice. Most manufacturers use a unique invoice number so this is not a problem for them. VIM-ASAP enforces the entry of a unique invoice number.
- Mistakes were made on one DD250 and it needed to be resubmitted with the corrections. However this is not a function available on VIM-ASAP. A procedure was established in case RRM ever had to resubmit a DD250. They would contact technical support and, in turn, they would request that Michael O'Connell resubmit the corrected DD250.
 - **PDIT Comments:** VIM-ASAP does not support the correction of a submitted DD250 because DFAS will not accept the electronic submission of a corrected DD250. DFAS requires the contractor to manually line out errors and then make the correction on a paper copy of the original DD250. RRM made an odd correctable error by forgetting to

VIM-ASAP Implementation Report

set the option to transmit their invoice electronically to DFAS before they finished the DD250. PDIT simply reran the finish step after RRM corrected the setting.

Recent Depot Related Problems

- None

VIM-ASAP Implementation Report

MJ Soffee (MJS)

ATI Supported

Status: MJS is a manufacturer with no bill and hold responsibilities. They are in full production and using the system to transmit all invoices to DFAS electronically.

- Manufacturing Functions Start Date: September 26, 2001 (ASAPweb v 1.5) and February 26, 2002 (VIM-ASAP)

Statistics (1/11/2002 – 2/16/2002)

- DD250s Created: 117

Recent Manufacturing Related Problems

- Cleaned up of outdated and completed contracts. One contract has unit pack of 1 requiring Soffee to edit labels if they want to use the ones in VIM-ASAP. Both users of the system had to update the Internet Explorer version on their systems. They had version 5.0 which was causing problems with the menu. Once the update was done the problem was resolved. I worked with them for 3 hours on the 26th and a few minutes each day since then. Walked them through all the menu selections. Will continue to work with them through the month of March. Asked that Void be moved from location over invoice number to use DD250's as picket tickets. Had problem with contract not allowing entry of ship quantity. Discussed with Mike and explained to Deya what was requirement ship quantity entry.

VIM-ASAP Implementation Report

Training Completed

The following companies have been trained in the use of VIM-ASAP, but have not yet started using the system in production.

Uniart: Many of their contracts call for MOCAS formatted invoices with GFM. DFAS does not support this combination. Uniart has been unwilling to have their contracts call for SAMMS invoices because they have been unable to get DFAS to accept their discounts. The problem has been traced to the lack of discount codes being entered into SAMMS. DSCP is working to correct this problem and Uniart will begin testing the system in the near future. They have not made a commitment to any specific date.

Golden Manufacturing: They will start using VIM-ASAP when MRO related data can be exported to Excel.

Tennier Industries: Training was just completed on 2/8/2002. PDIT started working with them into full production when their computer failed. They will call when the equipment is repaired.

Clemson Apparel Research: They will start using VIM-ASAP on a new contract that has just been issued.

Propper: CAR has reviewed the system with them. They have just started using the demo site.

American Apparel: CAR has reviewed the system with them. They have just started using the demo site.