


ERDC TR-01-10

Engineer Research and
Development Center



US Army Corps
of Engineers®

Installation Restoration Research Program

Base-Induced 2,4,6-Trinitrotoluene Transformation, Titration Studies

Lance D. Hansen, David D. Ringelberg, Deborah R.
Felt, and Jeffrey D. Davis

August 2001

REPORT DOCUMENTATION PAGE

Form Approved
OMB No. 0704-0188

Public reporting burden for this collection of information is estimated to average 1 hour per response, including the time for reviewing instructions, searching existing data sources, gathering and maintaining the data needed, and completing and reviewing this collection of information. Send comments regarding this burden estimate or any other aspect of this collection of information, including suggestions for reducing this burden to Department of Defense, Washington Headquarters Services, Directorate for Information Operations and Reports (0704-0188), 1215 Jefferson Davis Highway, Suite 1204, Arlington, VA 22202-4302. Respondents should be aware that notwithstanding any other provision of law, no person shall be subject to any penalty for failing to comply with a collection of information if it does not display a currently valid OMB control number. **PLEASE DO NOT RETURN YOUR FORM TO THE ABOVE ADDRESS.**

1. REPORT DATE (DD-MM-YYYY) August 2001		2. REPORT TYPE Final report		3. DATES COVERED (From - To)	
4. TITLE AND SUBTITLE Base-Induced 2,4,6-Trinitrotoluene Transformation, Titration Studies				5a. CONTRACT NUMBER	
				5b. GRANT NUMBER	
				5c. PROGRAM ELEMENT NUMBER	
6. AUTHOR(S) Lance D. Hansen, David D. Ringelberg, Deborah R. Felt, Jeffrey D. Davis				5d. PROJECT NUMBER	
				5e. TASK NUMBER	
				5f. WORK UNIT NUMBER	
7. PERFORMING ORGANIZATION NAME(S) AND ADDRESS(ES) See reverse.				8. PERFORMING ORGANIZATION REPORT NUMBER ERDC TR-01-10	
9. SPONSORING / MONITORING AGENCY NAME(S) AND ADDRESS(ES) U.S. Army Corps of Engineers Washington, DC 20314-1000				10. SPONSOR/MONITOR'S ACRONYM(S)	
				11. SPONSOR/MONITOR'S REPORT NUMBER(S)	
12. DISTRIBUTION / AVAILABILITY STATEMENT Approved for public release; distribution is unlimited.					
13. SUPPLEMENTARY NOTES					
14. ABSTRACT <p>The removal of 2,4,6-trinitrotoluene (TNT) from solution by the addition of a base, sodium hydroxide (NaOH), was examined. TNT solutions were titrated to determine the required hydroxide concentration for the removal of TNT from solutions to proceed. It was found that the pH required for removal of half the TNT was 10.9 ± 0.18 with an empirical coefficient of 0.16 ± 0.11. A parametric analysis was performed, and the model was determined not to be sensitive with respect to the empirical coefficient.</p> <p>This study found a near-instant removal of TNT when the pH of the solution was increased above 11. Several unidentified compounds were formed sequentially. The sequence of these unidentified compounds appears to indicate an increase in their polarity. The addition of NaOH resulted in a reduction in the acute toxicity of TNT solutions based on Microtox® tests with <i>Vibrio fischeri</i>.</p>					
15. SUBJECT TERMS 2,4,6-trinitrotoluene Acute toxicity		Alkaline pH Degradation Explosives	Microtox Munitions Titration	TNT UV spectra	
16. SECURITY CLASSIFICATION OF:			17. LIMITATION OF ABSTRACT	18. NUMBER OF PAGES 22	19a. NAME OF RESPONSIBLE PERSON
a. REPORT UNCLASSIFIED	b. ABSTRACT UNCLASSIFIED	c. THIS PAGE UNCLASSIFIED			19b. TELEPHONE NUMBER (include area code)

The contents of this report are not to be used for advertising, publication, or promotional purposes. Citation of trade names does not constitute an official endorsement or approval of the use of such commercial products.

The findings of this report are not to be construed as an official Department of the Army position, unless so designated by other authorized documents.



PRINTED ON RECYCLED PAPER

**Installation Restoration
Research Program**

ERDC TR-01-10
August 2001

Base-Induced 2,4,6-Trinitrotoluene Transformation, Titration Studies

by Lance D. Hansen, Jeffrey D. Davis

Environmental Laboratory
U.S. Army Engineer Research and Development Center
3909 Halls Ferry Road
Vicksburg, MS 39180-6199

David D. Ringelberg

Cold Regions Research and Engineering Laboratory
U.S. Army Engineer Research and Development Center
72 Lyme Road
Hanover, NH 03755-1290

Deborah R. Felt

Applied Research Associates, Inc., Southern Division
112 Monument Place
Vicksburg, MS 39180

Final report

Approved for public release; distribution is unlimited

Prepared for U.S. Army Corps of Engineers
Washington, DC 20314-1000

Contents

Preface.....	v
1—Introduction.....	1
2—Materials and Methods.....	4
Chemistry and Toxicology of the OH/TNT Reaction.....	4
Reaction Kinetics and Stoichiometry.....	4
Instrumentation.....	5
3—Results and Discussion.....	6
Chemistry and Toxicology of the OH/TNT Reaction Products.....	6
Reaction Kinetics and Stoichiometry.....	9
4—Conclusions.....	13
References.....	14
SF 298	

List of Figures

Figure 1. TNT transformation product formation and disappearance.....	6
Figure 2. UV spectra of unidentified intermediates.....	7
Figure 3. Acute toxicity of TNT solutions challenged with NaOH.....	8
Figure 4. TNT Concentrations in various pH buffer solutions as a function of time.....	9
Figure 5. Titration curves of various buffered TNT solutions.....	10
Figure 6. Parametric analysis of TNT removal model.....	12

List of Tables

Table 1.	Buffer Composition	5
Table 2.	HPLC retention times for TNT and unknown intermediates	8
Table 3.	Regression analysis of titration curves of TNT	11

Preface

The work reported herein was conducted at the U.S. Army Engineer Research and Development Center (ERDC), Vicksburg, MS, as part of cleanup technology development supported by the Environmental Quality Technology Program, Project AF25-302E.

This report was prepared by Mr. Lance Hansen of the Environmental Engineering Branch (EEB), Environmental Laboratory (EL), ERDC; Mr. David Ringelberg of the Environmental Sciences Branch of the Cold Regions Research and Engineering Laboratory (CRREL), ERDC; Ms. Deborah Felt of Applied Research Associates, Inc. (Southern Division), and Dr. Jeffrey Davis of the Environmental Engineering Branch (EEB), EL, ERDC. Chemical analyses were performed by the Environmental Chemistry Branch, EL, ERDC.

We gratefully acknowledge the support provided by Dr. John Cullinane, EL, ERDC. The study was conducted under the direct supervision of Mr. Danny Averett, Chief, EEB, and Dr. Richard E. Price, Chief, Environmental Processes and Engineering Division, and under the general supervision of Dr. Edwin A. Theriot, Acting Director, EL.

At the time of publication of this report, Director of ERDC was Dr. James R. Houston, and COL John W. Morris III, EN, was Commander and Executive Director of ERDC.

This report should be cited as follows:

Hansen, L. D., Ringelberg, D. D., Felt, D. R., and Davis, J. D. (2001). "Base-induced 2,4,6-trinitrotoluene transformation, titration studies," ERDC TR-01-10, U.S. Army Engineer Research and Development Center, Vicksburg, MS.

The contents of this report are not to be used for advertising, publication, or promotional purposes. Citation of trade names does not constitute an official endorsement or approval of the use of such commercial products.

1 Introduction

The explosive 2,4,6-trinitrotoluene (TNT), as an environmental contaminant, is largely the result of munitions manufacturing. As of 1985, 2 million pounds per year of TNT was being produced in the United States (Harter 1985). Tsia (1991) reported that during both world wars, TNT was produced in enormous quantities, generating an average of 80,000 gal of explosives-contaminated water and 250,000 lb of solid waste per day. Although TNT production in the United States has since been drastically reduced, environmental TNT contamination remains a significant problem (Heilman, Wiesmann, and Stenson 1996). During loading, transporting, and handling, TNT was spilled, dumped, or otherwise released into the environment in large quantities. These incidents have resulted in contaminant concentrations as large as 10,000 ppm in soil and 100 ppm in water (Fernando, Bumpus, and Aust 1990). Additionally, cleaning and repacking of old munitions continues to generate large continuous flows of TNT-contaminated industrial wastewater (Boopathy et al. 1994).

The U.S. Environmental Protection Agency (EPA) lists TNT as a priority pollutant and has recommended its removal from contaminated sites. It has been advised that the maximum allowable TNT concentration in drinking water be set at 140 $\mu\text{g/L}$. The EPA lifetime health advisory for TNT in drinking water is 20 $\mu\text{g/L}$ (Rosenblatt et al. 1991, Roberts and Hartley 1992). TNT may have a significant detrimental impact on the environment because of its toxicity towards algae, invertebrates, and fish (Won, DiSalvo, and Ng 1976, Bradley and Chapelle 1995) and the growth inhibition seen in fungi, bacteria, and plants (Bradley and Chapelle 1995, Spiker, Crawford, and Crawford 1992, Palazzo and Leggett 1986, Simini et al. 1995).

Won, DiSalvo, and Ng (1976) studied the effects of TNT on unicellular green algae, tidepool copepods, oyster larvae, and *Salmonella typhimurium*. They found that TNT and several of its metabolites in concentrations as low as 2.5 ppm caused some ill effects, and concentrations as low as 5 ppm were toxic and/or mutagenic. White rot fungus has been known to degrade TNT by its non-specific extracellular peroxidases, but TNT is toxic to this organism above 24 ppm in the soil (Spiker, Crawford, and Crawford 1992). Bacterial consortia that had not been previously exposed to TNT showed toxic effects at TNT concentrations as low as 0.23 ppm. Bacterial consortia isolated from contaminated sites showed up to 11 percent mineralization of TNT in concentrations up to 113 ppm, but TNT was toxic to the consortia at concentrations above that level.

Toxicity studies have also indicated that TNT has adverse effects on humans and laboratory test animals. TNT and its metabolites are considered to be both mutagenic and carcinogenic, Class C (Rosenblatt et al. 1991, ASTDR 1995, Jarvis, McFarland, and Honeycutt 1998).

The study of TNT degradation has interested researchers for many decades. Since the mid-1970s, beginning with McCormick, Feeherry, and Levinson (1976), biotransformation of TNT has been of significant interest. Since then, many researchers have attempted to evaluate various mechanisms of TNT biodegradation and optimize TNT biodegradation under various conditions of nutrient and substrate amendment, pH control, Eh control, bioaugmentation, and surfactant addition. Experimental results have varied drastically. Consequently, bioremediation of TNT-contaminated soil, sediments, and water is still considered innovative and is not widely accepted by regulatory officials overseeing the cleanup of explosives-contaminated sites.

More recently it has been recognized that abiotic reduction may provide mechanisms to transform not only parent contaminants, but also toxic products generated by reductive transformation of the parent compound. An abiotic reduction of organic pollutants in reducing environments has drawn considerable attention.

The transformation of TNT in basic solutions has long been established. Urbanski (1964) described a reddish brown solution after the addition of base, but no products or mechanisms were identified. Saupe, Garvnes, and Heinze (1997) conducted ex situ flask experiments with high alkaline attack (pH 14), resulting in complete TNT transformation and partial mineralization. The intent of this work was to follow chemical pretreatment with thermal treatment for destroying residual byproducts. Saupe suggested that alkaline hydrolysis may be an effective treatment when coupled with another technology (e.g. biological remediation).

Several technologies for TNT degradation were enhanced at elevated pH. Dillert et al. (1995) noted that at pH 11, the rate of TNT transformation with ultraviolet light was as fast as if a TiO_2 catalyst were present. Brannon, Price, and Hayes (1998) reported that at pH 8, the TNT transformed faster than at pH 6 or 7 when exposed to Fe(II). TNT degradation by a combination of UV light, ozone, and electrohydraulic discharge was enhanced at and above pH 5 (Lang et al. 1998). Degradation intermediates of TNT were polymerized in alkaline conditions during anaerobic bioremediation of soils (Funk et al. 1993). Dunnivant and Schwarzenbach (1992) reported that TNT degradation caused by natural organic matter was increased at elevated pH.

Saupe, Garvnes, and Heinze (1997) studied the alkaline hydrolysis of TNT at elevated temperatures. Adding sodium hydroxide to TNT solutions created a dark brown hydrosylate. Above 60 °C, polymerization was evident, with increased molecular size in the dissolved organic fraction. Solids were formed instead of mineralization at and above 200 °C with this method. A Meisenheimer or charge transfer complex was postulated. The authors suggested a treatment of

80 °C with sodium hydroxide, followed by a biotreatment technology after neutralization.

Arienzo (1999) found that TNT was completely removed from soil in 10 min with the application of 1 percent calcium hydroxide, Ca(OH)_2 . In a recent study, Emmrich (1999, 2001) also treated TNT solutions and TNT-contaminated soils with calcium hydroxide at 20 °C. Aqueous samples were extracted with ethyl acetate, brought to dryness, dissolved in methanol, and analyzed for TNT by gas chromatography. Nitrite and nitrate formation were also reported. TNT transformation was described by a pseudo-first-order rate constant with respect to TNT. An initial violet color was interpreted as the formation of a TNT anion.

A closer examination of the alkaline hydrolysis of TNT is required before this technology is ready to use for remediating contaminated soils or water. This paper describes a study of the chemical and toxicological effects of increased pH on TNT-contaminated water. This research also provided insight into the kinetics and stoichiometry of the hydrolytic reaction.

2 Materials and Methods

Chemistry and Toxicology of the OH/TNT Reaction

A 100-mL TNT solution (86.8 mg/L) was titrated with 2-mL aliquots of 1-M KOH over a pre-determined time course (1, 5, 15, and 30 min, 1, 3, 5, 7, 22, 30, and 48 hr). Immediately following each titration event, 2-mL aqueous samples were collected and analyzed for TNT using a modified EPA method 8330. The pH was recorded (after three-point calibration) following each titration event during sample collection.

The toxic effect of hydroxide treatment was determined by adding sodium hydroxide to water contaminated with TNT at 10 mg/L and 100 mg/L. Sodium hydroxide was added to 2 mM and 4 mM in each TNT solution. Acute toxicity was determined for the untreated solution and each treated solution according to the standard Microtox® procedure, *Microtox® Acute Toxicity (Condensed) 3 Samples Simultaneously Test* protocol, 1995 (Azur Environmental). The results are reported as EC₅₀ values, the effective concentration where 50 percent of the expected fluorescence from the test bacterium, *Vibrio fischeri*, is inhibited. Higher EC₅₀ values indicate lower acute toxicity.

Reaction Kinetics and Stoichiometry

To evaluate the effect of time on the hydrolytic reaction of TNT, several buffers were made; their composition is shown in Table 1. Twenty milliliters of each buffer was added to flasks containing 80 mL of 21.5-mg/L TNT solution. After incubating for 1 min and 24 hr, aliquots of the buffered solution were taken and neutralized with 0.1-N HCl. Samples were analyzed immediately for TNT concentration.

To determine the pH required to remove TNT, four of the buffers shown in Table 1 (pH levels 7, 8, 9, and 10) were inoculated with TNT to 24 mg/L in triplicate. These solutions were titrated at 1-min intervals by adding 1 mL of 0.1-N NaOH, stirring the solution for 1 min, and removing and neutralizing a 1-mL aliquot for TNT analysis.

Table 1 Buffer Composition	
Initial pH Value	Buffer Composition
7	50 mL 0.1-M KH_2PO_4 , 29.1 mL 0.1-N NaOH, 20.9 mL H_2O
8	50 mL 0.1-M KH_2PO_4 , 46.7 mL 0.1-N NaOH, 3.3 mL H_2O
9	50 mL of 0.1-M H_3BO_3 , 20.8 mL 0.1-N NaOH, 29.2 mL H_2O
10	50 mL NaHCO_3 , 10.7 mL 0.1-N NaOH, 39.3 mL H_2O
11	50 mL 0.05-M NaHCO_3 , 22.7 mL 0.1-N NaOH, 27.3 mL H_2O

Instrumentation

Explosives analysis was performed using a Hewlett Packard 1090 with diode array detector (DAD) at 254 nm. A C-18 reverse-phase column and an isocratic mobile phase of 68% methanol/ butanol mixture (98:2) and 34% 20-mM ammonium chloride solution were used.

3 Results and Discussion

Chemistry and Toxicology of the OH/TNT Reaction Products

The complete removal of TNT (86.6 mg/L) occurred within 1 min after titration with 2 mL of 1-N NaOH. The pH level of the solution was measured after each addition. The pH level increased from an initial value of 6 to a value of 12 after 1 min, and this pH value was then sustained throughout the experiment. Several unidentified products were produced after continued titration; their production and disappearance are shown in Figure 1. The spectra of these transformation products are shown in Figure 2.

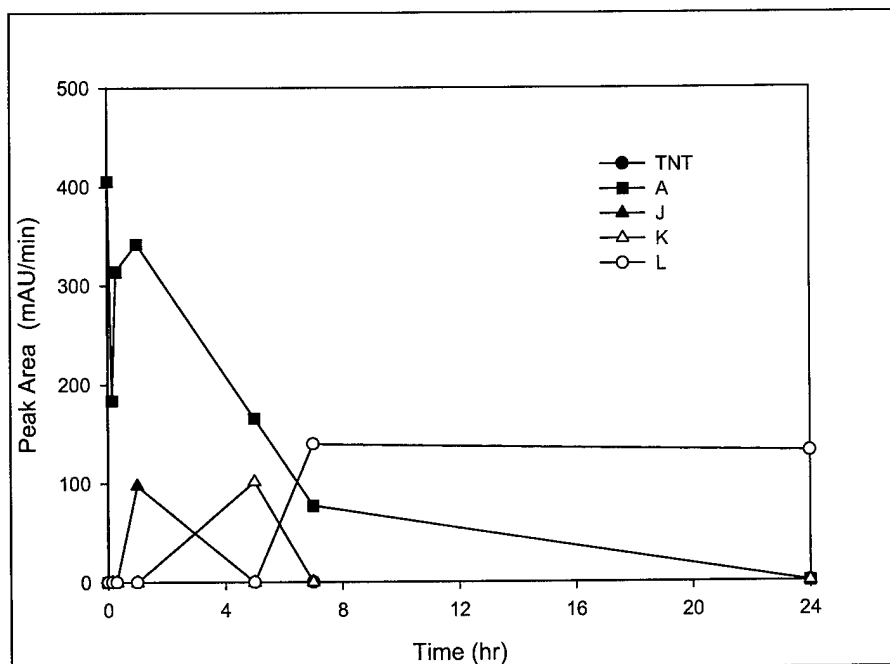


Figure 1. TNT transformation product formation and disappearance

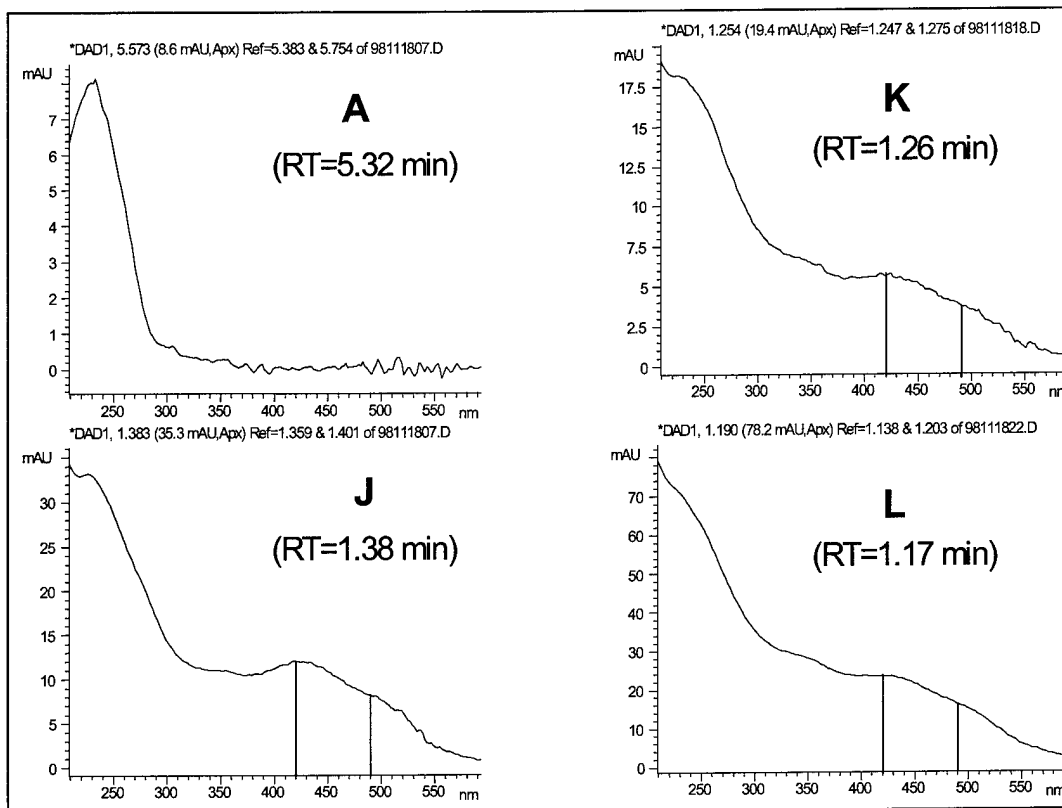


Figure 2. UV spectra of unidentified intermediates

A closer examination of Figure 1 reveals a succession of the unknown intermediates schematically represented by:

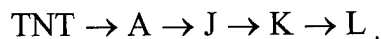


Table 2 shows the retention times for TNT and the unknown compounds. The reverse-phase column was used in the HPLC for separating compounds. Shorter retention times indicate increasingly polar compounds. The sequence shown above for the production and disappearance of TNT and unknown products, and the results summarized in Table 2, indicate that the reaction of hydroxide and TNT causes an increase in polarity. Studies are underway to identify these unknown compounds.

Table 2
HPLC Retention Times for TNT and Unknown Intermediates

Compound	HPLC Retention Time (min)
TNT	5.94
Unknown compound A	5.32
Unknown compound J	1.38
Unknown compound K	1.26
Unknown compound L	1.17

Although TNT can demonstrably be removed from aqueous solutions by elevating the pH, it remained to be determined if the addition of base decreased TNT's toxicity. Figure 3 is a plot of the acute toxicity of two solutions (10 mg/L and 100 mg/L) of TNT after the addition of NaOH at concentrations of 0, 2, and 4-mM NaOH and an incubation period of 1 hr. The addition of NaOH decreased the toxicity of TNT at concentrations of 10 and 100 mg/L. These results show that the addition of hydroxide to TNT solutions is a rapid method for both removing TNT from solution and reducing the toxicity in that solution.

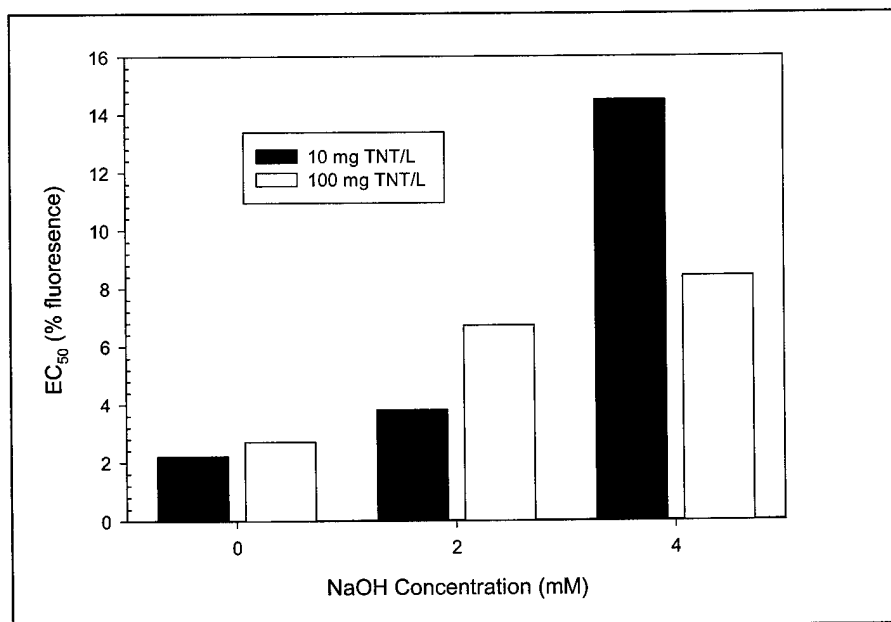


Figure 3. Acute toxicity of TNT solutions treated with NaOH

Reaction Kinetics and Stoichiometry

The reaction kinetics of TNT and NaOH were determined in a set of experiments conducted to examine the effect of pH and time on the removal of TNT from water. TNT was added to five buffered solutions of various pH values, and aliquots were removed after 1 min and 24 hr and examined for TNT concentration. The results of this experiment, as shown in Figure 4, indicate no significant difference between the samples removed after 1 min and 24 hr ($p = 0.05$). The results for effect of pH showed a small removal (36%) of TNT at pH 11, indicating a very rapid removal of TNT at elevated pH.

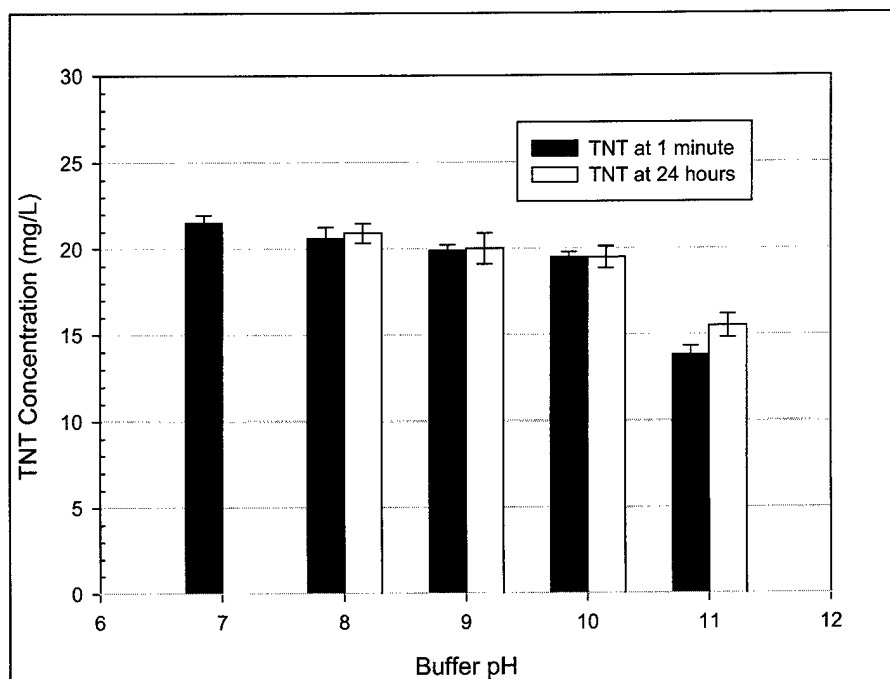


Figure 4. TNT concentrations in buffer solutions of various pH values as a function of time

Titration were performed to examine the pronounced effects of pH on the removal of TNT from solution. The titrations were carried out in triplicate in buffered solutions at pHs of 7, 8, 9, and 10. The results of these titrations (Figure 5) follow similar patterns. Little or no removal of TNT was found at pHs below 10, and complete removal was found at pHs above 11.5.

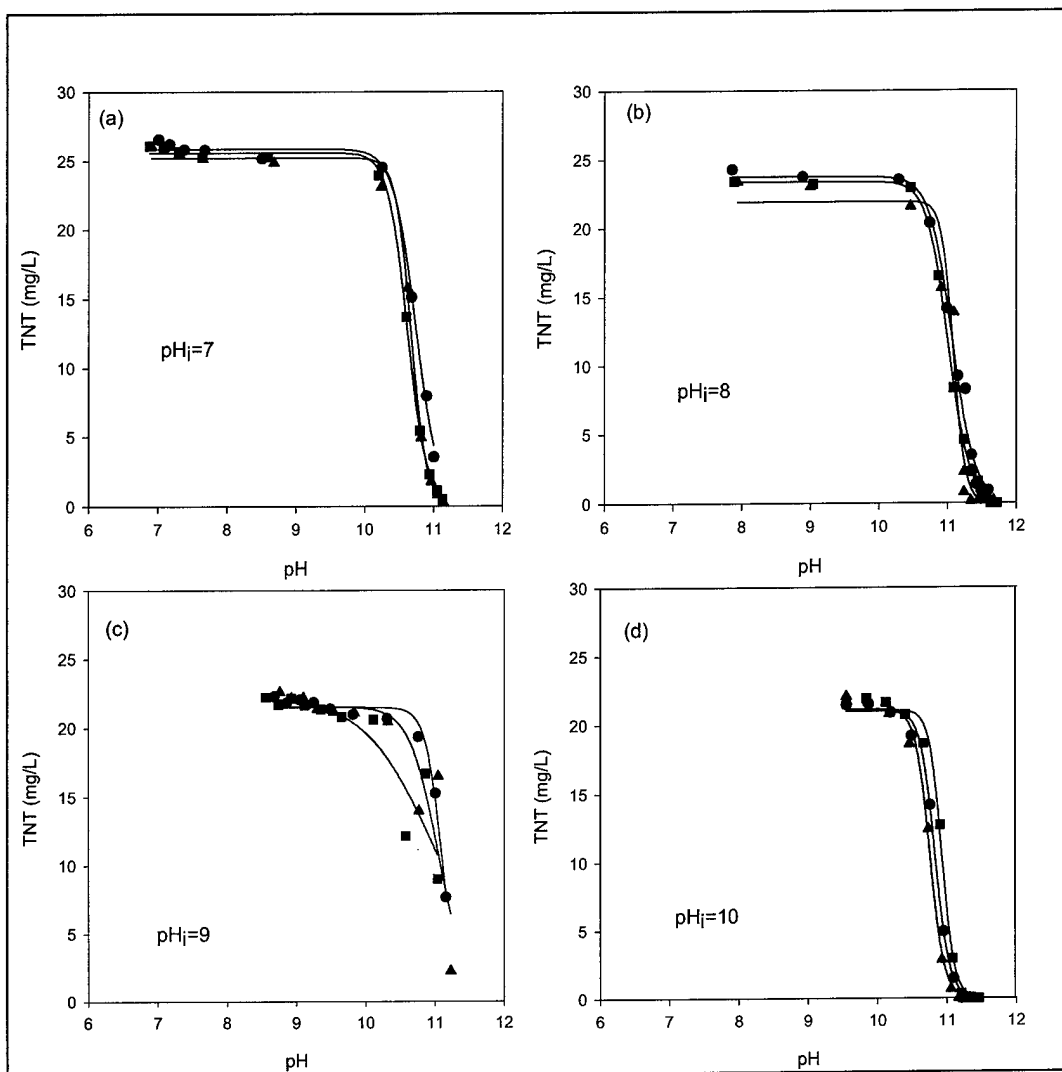


Figure 5. Titration curves of various buffered TNT solutions

Using a sigmoid function, a curve was fit to the data obtained from the titrations (Figure 5). The sigmoid function used is

$$C = \frac{C_0}{1 + \exp\left[\frac{pH - pH_{1/2}}{b}\right]}$$

where

C_0 = initial TNT concentration (ppm)

$pH_{1/2}$ = pH at 50% TNT removal

b = empirical constant

The results of a regression analysis of the titration curves from Figure 5 are summarized in Table 3. This analysis yields a $pH_{1/2}$ of 10.9 ± 0.18 , with an empirical coefficient of 0.16 ± 0.11 . The large standard deviation associated with the empirical coefficient caused concern. A parametric analysis was performed to examine the sensitivity of this empirical coefficient. The results are shown in Figure 6. A cursory examination of Figure 6 shows that over the range of values for b (0.086 to 0.502), little difference was found. Therefore this parameter is insensitive.

Table 3				
Regression Analysis of Titration Curves of TNT				
	C_0 (ppm)	$pH_{1/2}$	b	r^2
pH_i=7				
A	25.9	10.7	0.164	0.996
B	25.6	10.6	0.142	0.999
C	25.2	10.7	0.113	0.977
pH_i=8				
A	23.7	11.1	0.164	0.990
B	23.4	11.0	0.154	0.999
C	21.9	11.1	0.086	0.971
pH_i=9				
A	21.5	11.1	0.118	0.981
B	22.3	11.0	0.502	0.833
C	21.5	11.1	0.208	0.827
pH_i=10				
A	21.0	10.8	0.104	0.998
B	21.1	10.9	0.090	0.996
C	21.1	10.8	0.103	0.996
Mean	22.85	10.9	0.16	
Standard Deviation	1.85	0.18	0.11	

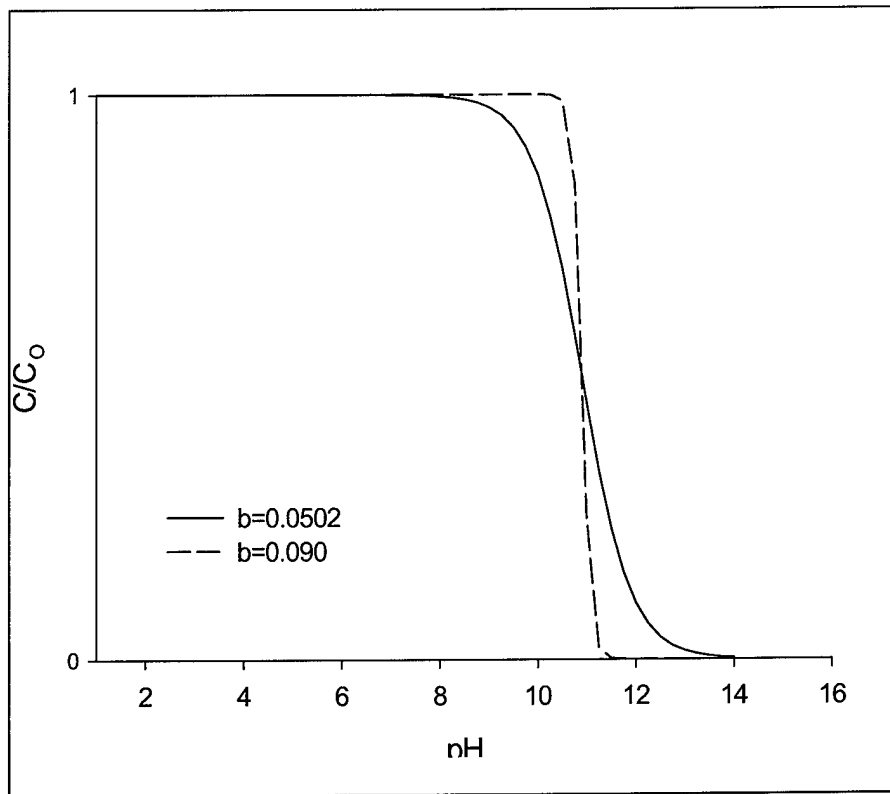


Figure 6. Parametric analysis of TNT removal model

4 Conclusions

This study provided valuable information concerning the efficacy of hydroxide addition for remediating TNT-contaminated water. TNT was completely removed from aqueous solutions at pHs above 11.5, and the addition of hydroxide to TNT solutions reduced toxicity.

Several questions will be addressed in further studies:

- What are products that are produced by the addition of hydroxide?
- Are other parameters (e.g., temperature, TNT concentration, counter-ion, etc.) significant in the removal of TNT?
- Will this method work for the remediation of TNT-contaminated soils?

References

- Agency for Toxic Substances and Disease Registry (ATSDR) (1995). "Toxicological profiles for 2,4,6-trinitrotoluene (update)," Department of Health and Human Services, Public Health Service, Atlanta, GA.
- Arienzo, M. (1999). "Decontamination of TNT-polluted water by fenton reagent," *Proceedings of the Fifth International Symposium on Bioremediation of Nitroaromatic and Haloaromatic Compounds*. B.C. Alleman and A. Leeson, ed., Battelle Press, Columbus, OH (7) 203-209.
- Boopathy, R., Wilson, M., Montemagno, C. D., Manning, J. F., Jr., and Kulpa, C. F. (1994). "Biological transformation of 2,4,6-trinitrotoluene (TNT) by soil bacteria isolated from TNT-contaminated soil," *Bioresource Technology* 47, 19-24.
- Bradley, P. M., and Chapelle, F. H. (1995). "Factors affecting microbial 2,4,6-trinitrotoluene mineralization in contaminated soil," *Environ. Sci. Technol.* 29, 802-806.
- Brannon, J. M., Price, C. B., and Hayes, C. (1998). "Abiotic transformation of TNT in montmorillonite and soil suspensions under reducing conditions," *Chemosphere* 36, 1453-1462.
- Dillert, R., Brandt, M., Fornefett, I., Siebers, U., and Bahnemann, D. (1995). "Photocatalytic degradation of trinitrotoluene and other nitroaromatic compounds," *Chemosphere* 30, 2333-2341.
- Dunnivant, F. M., and Schwarzenbach, R. P. (1992). "Reduction of substituted nitrobenzenes in aqueous solutions containing natural organic matter," *Environmental Science and Technology* 26, 2133-2141.
- Emmrich, M. (1999). "Kinetics of the alkaline hydrolysis of 2,4,6-trinitrotoluene in aqueous solution and highly contaminated soils," *Environmental Science and Technology* 33, 3802-3805.
- _____. (2001). "Kinetics of the alkaline hydrolysis of important nitroaromatic co-contaminants of 2,4,6-trinitrotoluene in highly contaminated soils," *Environmental Science and Technology* 35, 874-877.
- Fernando, T., Bumpus, J. A., and Aust, S. D. (1990). "Biodegradation of TNT (2,4,6-trinitrotoluene) by *Phanerochaete chrysosporium*," *Applied and Environmental Microbiology* 56, 1666-1671.

- Funk, S. B., Roberts, D. J., Crawford, D. L., and Crawford, R. L. (1993). "Initial-phase optimization for bioremediation of munition compound-contaminated soils," *Applied and Environmental Microbiology* 59, 2171-2177.
- Harter, D. R. (1985). "The use and importance of nitroaromatic chemicals in the chemical industry," *Toxicity of nitroaromatic compounds*. D.E. Rickert, ed., Hemisphere Publishing Corp., New York, 1-14.
- Heilmann, H., Wiesmann, U., and Stenstom, M. (1996). "Kinetics of alkaline hydrolysis of high explosives RDX and HMX in aqueous solution and adsorbed to activated carbon," *Environmental Science and Technology* 30, 1485-1492.
- Jarvis, A. S., McFarland, V. A., and Honeycutt, M. E. (1998). "Cytotoxicity and mutagenicity of 2,4,6-trinitrotoluene and its metabolites," *Ecotoxicological and Environmental Safety* 39, 131.
- Lang, P. S., Ching, W. K., Willberg, D. M., and Hoffman, M. R. (1998). "Oxidative degradation of 2,4,6-trinitrotoluene by ozone in an electrohydraulic discharge reactor," *Environmental Science and Technology* 32, 3142-3148.
- McCormick, N. G., Feeherry, F. E., and Levinson, H. S. (1976). "Microbial transformation of 2,4,6-trinitrotoluene and other nitroaromatic compounds," *Applied and Environmental Microbiology* 31, 949-958.
- Palazzo, A. J., and Leggett, D. C. (1986). "Effect and disposition of TNT in a terrestrial plant," *Journal of Environmental Quality* 15, 49-52.
- Roberts, W. C., and Hartley, W. R. (1992). "Toxicological profiles of munitions and other environmental contaminants," *Drinking Water Health Advisory: Munitions*. W.C. Roberts and W.R. Hartley, ed., Lewis Publishers, Boca Raton, FL, 447-535.
- Rosenblatt, D. H., Burrows, E. P., Mitchell, W. R., and Parmer, D. L. (1991). "Organic explosives and related compounds," *The handbook of environmental chemistry*. Volume 3, O. Hutzinger, ed., Springer-Verlag, Berlin, 196-234.
- Saupe, A., Garvnes, H., and Heinze, L. (1997). "Alkaline hydrolysis of TNT and TNT in soil followed by thermal treatment of the hydrosylates," *Chemosphere* 36, 1725-1744.
- Simini, M., Wentse, R. S., Checkai, R. T., Phillips, C. T., Chester, N. A., Major, M. A., and Amos, J. C. (1995). "Evaluation of soil toxicity at Joliet Army Ammunition Plant," *Environmental Toxicology and Chemistry* 14, 623-630.
- Spiker, J. K., Crawford, D. L., and Crawford, R. L. (1992). "Influence of 2,4,6-trinitrotoluene (TNT) concentration on the degradation of TNT in explosive-contaminated soils by the white rot fungus *Phanerochaete chrysosporium*," *Applied and Environmental Microbiology* 58, 3199-3202.
- Tsia, T. (1991). "Biotreatment of red water - A hazardous waste stream from explosive manufacture with fungal systems," *Hazardous Waste & Hazardous Materials* 8, 231-244.

Urbanski, T. (1964). *Chemistry and technology of explosives*. McMillan, New York.

Won, W. D., DiSalvo, L. H., and Ng, J. (1976). "Toxicity and mutagenicity of 2,4,6-trinitrotoluene and its microbial metabolites," *Applied and Environmental Microbiology* 31, 576-580.

7. (Continued).

U.S. Army Engineer Research and Development Center
Environmental Laboratory
3909 Halls Ferry Road, Vicksburg, MS 39180-6199

U.S. Army Engineer Research and Development Center
Cold Regions Research and Engineering Laboratory
72 Lyme Road, Hanover, NH 03755-1290

Applied Research Associates, Inc., Southern Division
112 Monument Place, Vicksburg, MS 39180