


DMDC Report No. 2000-013
February 2001

**Tabulations of Responses from the
1999 Survey of Spouses of Active Duty Personnel:
Volume 2
Programs and Services, Employment, Family,
Economic Issues, and Background**

DISTRIBUTION STATEMENT A
Approved for Public Release
Distribution Unlimited

20010928 018



Defense Manpower Data Center

For additional copies of this report,

contact:

Defense Technical Information Center

ATTN: DTIC-BRR

Defense Document Information Center

8725 John J. Kingman Rd., Suite #0944

Ft. Belvoir, VA 22060-6218

(703) 767-8274

Ask for Report by ADA-xxxxx

**TABLATIONS OF RESPONSES FROM
THE 1999 SURVEY OF SPOUSES OF ACTIVE DUTY PERSONNEL:
VOLUME 2
PROGRAMS AND SERVICES, EMPLOYMENT, FAMILY,
ECONOMIC ISSUES AND BACKGROUND**

Mary Ann Deak, David Rockwell, Christine Gaines, and Cynthia Helba
Westat

Laverne C. Wright
Kristin Williams
DMDC

Defense Manpower Data Center
Survey & Program Evaluation Division
1600 Wilson Boulevard, Suite 400, Arlington, VA 22209-2593

REPORT DOCUMENTATION PAGE

*Form Approved
OMB No. 0704-0188*

The public reporting burden for this collection of information is estimated to average 1 hour per response, including the time for reviewing instructions, searching existing data sources, gathering and maintaining the data needed, and completing and reviewing the collection of information. Send comments regarding this burden estimate or any other aspect of this collection of information, including suggestions for reducing the burden, to Department of Defense, Washington Headquarters Services, Directorate for Information Operations and Reports (0704-0188), 1215 Jefferson Davis Highway, Suite 1204, Arlington, VA 22202-4302. Respondents should be aware that notwithstanding any other provision of law, no person shall be subject to any penalty for failing to comply with a collection of information if it does not display a currently valid OMB control number.

PLEASE DO NOT RETURN YOUR FORM TO THE ABOVE ADDRESS.

1. REPORT DATE (DD-MMM-YYYY) 020201		2. REPORT TYPE Tabulation of responses		3. DATES COVERED (From - To) November 1999 - April 2000	
4. TITLE AND SUBTITLE Tabulations of Responses from the 1999 Survey of Spouses of Active Duty Personnel : Programs and Services, Employment, Family, Economic Issues, and Background (Volume 2)				5a. CONTRACT NUMBER M67004-98-D-0002/11	
				5b. GRANT NUMBER	
				5c. PROGRAM ELEMENT NUMBER	
6. AUTHOR(S) Deak, M., Rockwell, D., Gaines, C., Helba, C., Wright, L., Williams, K.				5d. PROJECT NUMBER	
				5e. TASK NUMBER	
				5f. WORK UNIT NUMBER	
7. PERFORMING ORGANIZATION NAME(S) AND ADDRESS(ES) Westat, Inc. 1650 Research Boulevard Rockville, MD 20850				8. PERFORMING ORGANIZATION REPORT NUMBER 2000-13	
9. SPONSORING/MONITORING AGENCY NAME(S) AND ADDRESS(ES) Defense Manpower Data Center 1600 Wilson Boulevard, Suite 400 Arlington, VA 22208-2593				10. SPONSOR/MONITOR'S ACRONYM(S)	
				11. SPONSOR/MONITOR'S REPORT NUMBER(S)	
12. DISTRIBUTION/AVAILABILITY STATEMENT Approved for public release; distribution is unlimited					
13. SUPPLEMENTARY NOTES					
14. ABSTRACT The 1999 Active Duty Surveys (ADS) gather information on current location, spouse's military assignment, military life, programs and services, spouse employment, family information, economic issues, and background. This report provides tabulated results obtained from spouses of active duty members. Survey results are tabulated for DoD as a whole and for subgroups defined by member Service, paygrade category, location, and respondent gender. Background information, survey administration, and analytical procedures are also briefly discussed in chapters of this report.					
15. SUBJECT TERMS Programs and services, employment, family, economic issues, and background					
16. SECURITY CLASSIFICATION OF:			17. LIMITATION OF ABSTRACT SAR	18. NUMBER OF PAGES 450	19a. NAME OF RESPONSIBLE PERSON Kristin H. Williams
a. REPORT U	b. ABSTRACT U	c. THIS PAGE U			19b. TELEPHONE NUMBER (Include area code) 703-696-1309

Acknowledgments

DMDC is indebted to numerous people for their assistance in the design of these surveys. In the initial design stage, we convened a group of subject matter experts within the Office of the Under Secretary of Defense for Personnel and Readiness to discuss desirable elements for the survey. Those who participated had the opportunity later to review and provide comments on the survey outline developed at the meeting as well as throughout the design phase. We also wish to thank the General Accounting Office (GAO) who assisted in the conduct of pretests and offered helpful suggestions as the instrument underwent revisions. Among those contributing were Jack Edwards, John Pendleton, Kurt Burgeson, and William Buesse. We especially thank Edward Akers (Consortium Research Fellows Program), Tanya Guthrie, Robert O. Simmons, and Jacqueline S. Randolph (Defense Manpower Data Center) for facilitating pretests and helping with question design.

Data collection and dataset preparation for the *1999 Survey of Active Duty Personnel (Form A)*, and the *1999 Survey of Spouses of Active Duty Personnel (Form B)* were performed by Data Recognition Corporation (DRC) under contract DASW01-98-C-0062. Contributing staff at DRC in the Survey Division include the Federal Government Team (Mary Latta, Heidi Koelker, Dawn Nelson, Michelle Tostenson, and Mary Ellen Hartmann). They were supported at DRC by the staffs of Comment Processing, the Call Center, Survey Operations, Clerical Operations, Print Services, Inserting, and Warehousing.

Data processing and production of these tabulation volumes were performed by Westat under contract M67004-98-D-002. Contributing staff at Westat include, Mary Ann Deak, David Rockwell, Christine Gaines, Katie Hubbell, and Amita Gopinath. They were supported at Westat by Dawn Williams.

Many people contributed to the review of this report. We are grateful to Rachel Noble and Elizabeth J. Willis (Consortium Research Fellows Program) for their attention to detail.

Cynthia Helba, Project Director, Westat
Laverne C. Wright, Project Officer, DMDC

1999 SURVEY OF SPOUSES OF ACTIVE DUTY PERSONNEL: TABULATIONS OF RESPONSES, VOLUMES 1 & 2

Preface

The 1999 Active Duty Surveys (ADS) continues a line of research begun in 1969 with a series of small-scale surveys administered approximately every two years. These surveys were expanded in 1978 to provide senior Department of Defense (DoD) officials with information about military members and spouses (Doering, Grissmer, Hawes, and Hutzler, 1981). The DoD also conducted large-scale surveys of active-duty members and spouses in 1985 (Hunt et al., 1986) and 1992 (Westat, 1993, 1994a, 1994b). The 1999 ADS are a set of mail surveys sponsored by the Office of the Assistant Secretary of Defense for Force Management Policy (OASD[FMP]) with particular interest in analysis by the Offices of the Deputy Assistant Secretaries of Defense for Military Community and Family Policy (ODASD[MCFP]) and for Military Personnel Policy (ODASD[MPP]).

There are two 1999 ADS instruments: the *1999 Survey of Active Duty Personnel (Form A)*, and the *1999 Survey of Spouses of Active Duty Personnel (Form B)*. Spouses' responses to *Form B* are provided in two volumes (Deak et al., 2001a, 2001b). Members' responses to *Form A* were presented in two earlier volumes (Gaines, Deak, Helba, and Wright, 2000a, 2000b). Tabulation volumes were also done for the 1985 surveys (Griffith, LaVange, Gabel, Doering, and Mahoney, 1986a, 1986b, 1986c; LaVange et al., 1986a, 1986b, 1986c).

Survey Methodology

Survey Design

Both *Form A* and *Form B* are constructed around a set of core questions comparable to those used in previous surveys of DoD members and spouses, particularly the *1992 DoD Surveys of Officers and Enlisted Personnel and Their Spouses*. The questionnaires focus on the experiences, attitudes, and demographic characteristics of active duty members and their spouses. Like their predecessors, the 1999 ADS were designed to provide timely, policy-relevant information on the military life cycle (Wright, Williams, and Willis, 2000a, 2000b). These surveys also provide information on the impact of

military policies on the family, career intent, and factors affecting readiness, among other topics.

A copy of the 20-page, 112-question questionnaire is provided in the Appendix. The survey instrument can be grouped into eight sections:

- *Current Location* – includes questions on current location, accompaniment of respondent to member's permanent duty station (PDS), current residence, satisfaction with characteristics of current residence, and permanent change of station (PCS) moves;
- *Spouse's Military Assignment* – includes questions on member's PDS, Service, paygrade, time served, hours worked, and time away from the PDS for military duties;
- *Military Life* – includes questions on civilian vs. military opportunities for respondent and member, volunteer work, satisfaction with aspects of military service, relationships in the military community, and overall satisfaction;
- *Programs and Services* – includes questions on the availability and use of on-base and off-base services, facilities, and programs;
- *Employment* – includes questions on spouse's employment status, current primary job, reasons for working, problems in looking for or holding a job, category of job or business, and number of weeks and hours worked;
- *Family Information* – includes questions on current marital status, dependents, childcare arrangements, and military health care;
- *Economic Issues* – includes questions on non-military income, total monthly income and expenses, and savings and debt; and
- *Background* – includes information on gender, age, education, citizenship, and race/ethnic status.

Volume 1 of the tabulations covers the first three sections of the survey; Volume 2 of the tabulations covers the remaining five sections of the survey.

Sample Design

The population of inferential interest for *Form B* consisted of all spouses of active-duty Army, Navy, Marine Corps, Air Force, and Coast Guard members (including Reservists on active duty) below the rank of admiral or general, with at least 9 months of active duty service at the time of survey mailings. The sample frame included only those married members who were on active duty in May 1999, with eligibility conditional on also being on active duty in November 1999. Complete details of the survey development, sampling, administration, and dataset creation are reported by Wright, Williams, and Willis (2000b) and Wright, George, Flores-Cervantes, Valliant, and Elig (2001).

Sampling for the spouse survey was independent of the sampling for the member survey. The sample consisted of 38,901 spouses of members. A total of 16,103 eligible spouses returned usable surveys. This represents an adjusted weighted response rate of 51%, which is typical for large-scale surveys of DoD military members and spouses. The data were weighted to represent the married military population as of November 1999, the start of the data collection. Complete details of response rates and weighting are reported in Flores-Cervantes and Valliant (2001).

Survey Administration

The survey forms were administered to a stratified random sample of spouses of active-duty military members. Data were collected by mail with procedures designed to maximize response rates. Beginning in late September 1999, an introductory letter explaining the survey and soliciting cooperation was sent to spouses. The introductory letter was followed about 8 weeks later by a package containing the questionnaire and instructions for completing and returning the survey. A third letter was sent to thank individuals who had already returned the questionnaire and to ask those who had not completed and returned the survey to do so. At approximately 4 weeks, 7 weeks, and 11 weeks after the initial survey mailing, second, third, and fourth questionnaires with letters stressing the importance of the survey were mailed to individuals who had not responded to previous mailings. The field closed on April 17, 2000.

Analytic Procedures

Estimation Procedures

The *1999 Survey of Spouses of Active Duty Personnel* used a complex sample design that required weighting to produce population estimates. This weighting means that standard statistical software packages may be inappropriate for computing standard errors, variances, or tests of statistical significance. For this report, variance estimates were calculated using *WesVar*,¹ a software application specifically designed to provide valid statistical estimates for complex surveys. *WesVar* uses replication methods for variance estimation.²

By definition, sample surveys are subject to sampling error. Standard errors are estimates of the random variation around population parameters such as a percentage or mean. Estimates in these tabulations are percentages and are reported with 95% confidence intervals.

Percentages in these tabulations have Wilson upper/lower limit confidence intervals, which are asymmetric (Wilson, 1927; Newcombe, 1988). The Wilson confidence interval sets a lower bound of 0% and an upper bound of 100%. This means that, if the lower symmetric confidence interval for a small percentage would normally include a negative number, the lower Wilson confidence interval cannot go below 0. Likewise, if the upper symmetric confidence interval for a large percentage would exceed 100% using the standard approach, the Wilson method limits the upper interval to 100.

Subgroups

Survey results are tabulated in these reports for DoD as a whole and for subgroups defined by member Service, paygrade category, location, and respondent gender. Analyses assigned respondents to categories within subgroups primarily through answers provided on the survey. In the case of

¹ *WesVar*[®] is a registered trademark of Westat, Rockville, MD, USA.

² Replication is an empirical method of establishing sample variation by drawing repeated subsamples from the obtained sample and comparing results to those obtained for the full sample. This empirical calculation of variance is in line with the theory of sample variation, which draws upon the concept of creating repeated samples to establish confidence intervals. Replication methodology produces variance estimates very close to those produced using Taylor series linearization methodology, the main alternate method of variance estimation.

missing data on member Service, paygrade, location, or respondent gender data were completed using member's administrative records.

Subgroups were constructed as follows:

- Service is defined by the response to Q16, "In what Service is your spouse?" Observations are assigned to one of five categories: Army, Navy, Marine Corps, Air Force, or Coast Guard.
- Paygrade is based on Q17, "What is your spouse's current paygrade?" The original 20 categories are collapsed to seven for analyses: E1-E3; E4; E5-E6; E7-E9; W1-W5; O1-O3; and O4-O6.
- Gender is obtained from Q103, "Are you: (1) Male (2) Female," and is coded accordingly.
- Location is defined by responses to Q12, "Where is your spouse's permanent duty station located?" Observations were assigned to one of two categories: In one of the 50 States or the District of Columbia; or In American Samoa, Guam, U.S. Virgin Islands, Puerto Rico, or Overseas.

Clarity of Referencing Members and Spouses

In these tabular volumes, the term 'spouse' refers to the survey respondents who are all spouses of military members. To maintain clarity, original survey questions and response options that used the word 'spouse' to refer to the military member are modified to explicitly include a reference as "member". For example, in Table 35q.1, the question text was modified as follows, "How satisfied are you with each of the following aspects of your spouse's [member's] military job?: Your spouse's [member's] personal workload".

Constructed Variables

Tabulations in these volumes generally present data for individual survey items. The two exceptions are constructed scales for race ethnicity and employment status. The race and ethnicity questions were combined and are reported in accordance with U.S. Office of Management and Budget Bulletin 00-02 (2000) guidance for aggregation and allocation of multiple race responses for use in civil rights monitoring and enforcement. Several employment questions (40-46) were combined to create an employment rate. The Bureau of Labor Statistics reports an employment rate that excludes those in the Armed Forces. These tables analyze the employment rate but include Armed Forces in the calculation. The constructed variable maximizes the comparability from a military sample to national employment data while taking full advantage of all available data within the dataset.

Data Suppression

Unstable estimates based on a small number of observations or large variance in the data or weights were suppressed or annotated. The following rules were used:

- A cell estimate was not published if the size in that cell was less than 30. These cells are annotated "NR" (Not Reported).
- A cell estimate was published with an asterisk if the responding cell size is 30 to 59.
- A cell estimate was published with an asterisk if the relative standard error for that estimate was greater than 30%.

References

Deak, M. A., Rockwell, D., Gaines, C., Helba, C., Wright, L. C., & Williams, K. (2001a). *Tabulations of responses from the 1999 Survey of Spouses of Active Duty Personnel: Vol. 1. Current location, military assignments, and military life* (Report No. 2000-012). Arlington, VA: Defense Manpower Data Center.

Deak, M. A., Rockwell, D., Gaines, C., Helba, C., Wright, L. C., & Williams, K. (2001b). *Tabulations of responses from the 1999 Survey of Spouses of Active Duty Personnel: Vol. 2. Programs and services, employment, family, economic issues, and background* (Report No. 2000-013). Arlington, VA: Defense Manpower Data Center.

- Doering, Z. D., Grissmer, D. W., Hawes, J. A., & Hutzler, W. P. (1981). *1978 DoD Survey of Officers and Enlisted Personnel: User's manual and codebook* (Rand Note N-1604-MRAL). Santa Monica, CA: Rand.
- Flores-Cervantes, I., & Valliant, R. (2001). Weighting documentation for the 1999 Survey of Spouses of Active Duty Personnel. In L. C. Wright, B. J. George, R. Valliant, & T. W. Elig (Eds.), *1999 Survey of Spouses of Active Duty Personnel: Statistical methodology report* (Report No. 2000-021). Arlington, VA: Defense Manpower Data Center.
- Gaines, C., Deak, M. A., Helba, C., & Wright, L. C. (2000a). *Tabulations of responses from the 1999 Survey of Active Duty Personnel: Vol. 1. Assignments, careers, and military life* (Report No. 2000-006). Arlington, VA: Defense Manpower Data Center.
- Gaines, C., Deak, M. A., Helba, C., & Wright, L. C. (2000b). *Tabulations of responses from the 1999 Survey of Active Duty Personnel: Vol. 2. Programs and services, family, economic issues, and background* (Report No. 2000-007). Arlington, VA: Defense Manpower Data Center.
- Griffith, J. D., LaVange, L. M., Gabel, T. J., Doering, Z. D., & Mahoney, B. S. (1986a, 1986b, 1986c). *Descriptions of spouses of officers and enlisted personnel in the U.S. Armed Forces: 1985—Supplementary tabulations from the 1985 DoD Surveys of Officer and Enlisted Personnel and Military Spouses, Vols. 1-3*. Arlington, VA: Defense Manpower Data Center.
- Hunt, N., Simpson, J., Sparks, M., Bentley, B., LaVange, L., Doering, Z. D., Mahoney, B., Paulson, S., & Sellman, E. (1986). *1985 DoD Survey of Officers and Enlisted Personnel: User's manual and codebook* (DMDC Contract No. MDA903-85-C-0228). Arlington, VA: Defense Manpower Data Center.
- LaVange, L. M., McCalla, M. E., Gabel, T. J., Rakoff, S. H., Doering, Z. D., & Mahoney, B. S. (1986a, 1986b, 1986c). *Descriptions of officers and enlisted personnel in the U.S. Armed Forces: 1985—Supplementary tabulations from the 1985 DoD Survey of Officer and Enlisted Personnel, Vols. 1-3*. Arlington, VA: Defense Manpower Data Center.
- Newcombe, R. G. (1988). Two-sided confidence intervals for the single proportion: Comparison of seven methods. *Statistics in Medicine*, 17, 857-872.
- U.S. Office of Management and Budget (2000). *Guidance on Aggregation and Allocation of Data on Race for Use in Civil Rights Monitoring and Enforcement*. (Bulletin No. 00-02). Washington, DC: Author.
- Westat (1993). *1992 DoD Surveys of Officers and Enlisted Personnel and Their Spouses: Data Weighting Report* (DMDC Contract No. MDA903-92-C-0219). Arlington, VA: Defense Manpower Data Center.
- Westat (1994a). *1992 DoD Survey of Military Spouses: Codebook* (DMDC Contract No. MDA903-92-C-0219). Arlington, VA: Defense Manpower Data Center.
- Westat (1994b). *1992 DoD Survey of Officers and Enlisted Personnel: Codebook* (DMDC Contract No. MDA903-92-C-0219). Arlington, VA: Defense Manpower Data Center.
- WesVar (Version 4.0) [Computer Software]. (2000). Rockville MD: Westat.
- Wilson, E. B. (1927). Probable inference, the law of succession, and statistical inference. *Journal of the American Statistical Association*, 22, 209-212.
- Wright, L. C., George, B. J., Flores-Cervantes, I., Valliant, R., & Elig, T. W. (2001). *1999 Survey of Spouses of Active Duty Personnel: Statistical methodology report* (Report No. 2000-021). Arlington, VA: Defense Manpower Data Center.
- Wright, L. C., Williams, K., & Willis, E. J. (2000a). *1999 Survey of Active Duty Personnel: Administration, datasets, and codebook* (Report No. 2000-005). Arlington, VA: Defense Manpower Data Center.
- Wright, L. C., Williams, K., & Willis, E. J. (2000b). *1999 Survey of Spouses of Active Duty Personnel: Administration, datasets, and codebook* (Report No. 2000-011). Arlington, VA: Defense Manpower Data Center.

TABLE OF CONTENTS

PREFACE	iii
Survey Methodology	iii
Survey Design	iii
Sample Design	iv
Survey Administration	iv
Analytic Procedures	iv
Estimation Procedures	iv
Subgroups	iv
Clarity of Referencing Members and Spouses	v
Constructed Variables	v
Data Suppression	v
References	v

Appendix

<i>1999 Survey of Spouses of Active Duty Personnel (Form B)</i>	A-1
---	-----

List of Tables in Volume 1

<u>Table</u>	<u>Page</u>
1.1 Location of Residence: Spouses by Member Service	1
1.2 Location of Residence: Spouses by Member Paygrade	2
1.3 Location of Residence: Spouses by Gender and Member Location	3
2.1 Family Members Accompanying Member at Permanent Duty Station: Spouses by Member Service	4

2.2	Family Members Accompanying Member at Permanent Duty Station: Spouses by Member Paygrade.....	5
2.3	Family Members Accompanying Member at Permanent Duty Station: Spouses by Gender and Member Location.....	6
3.1	Reasons Family Members Did Not Accompany Member to Permanent Duty Station: Spouses by Member Service.....	7
3.2	Reasons Family Members Did Not Accompany Member to Permanent Duty Station: Spouses by Member Paygrade.....	9
3.3	Reasons Family Members Did Not Accompany Member to Permanent Duty Station: Spouses by Gender and Member Location.....	11
4.1	Description of Residence: Spouses by Member Service.....	13
4.2	Description of Residence: Spouses by Member Paygrade.....	14
4.3	Description of Residence: Spouses by Gender and Member Location.....	15
5.1	Length of Time at Current Residence: Spouses by Member Service.....	16
5.2	Length of Time at Current Residence: Spouses by Member Paygrade.....	17
5.3	Length of Time at Current Residence: Spouses by Gender and Member Location.....	18
6a.1	Satisfaction With Current Residence and Community--Cost: Spouses by Member Service.....	19
6a.2	Satisfaction With Current Residence and Community--Cost: Spouses by Member Paygrade.....	20
6a.3	Satisfaction With Current Residence and Community--Cost: Spouses by Gender and Member Location.....	21
6b.1	Satisfaction With Current Residence and Community--Quality and Condition: Spouses by Member Service.....	22
6b.2	Satisfaction With Current Residence and Community--Quality and Condition: Spouses by Member Paygrade.....	23
6b.3	Satisfaction With Current Residence and Community--Quality and Condition: Spouses by Gender and Member Location.....	24
6c.1	Satisfaction With Current Residence and Community--Amount of Livable Space: Spouses by Member Service.....	25
6c.2	Satisfaction With Current Residence and Community--Amount of Livable Space: Spouses by Member Paygrade.....	26
6c.3	Satisfaction With Current Residence and Community--Amount of Livable Space: Spouses by Gender and Member Location.....	27
6d.1	Satisfaction With Current Residence and Community--Privacy: Spouses by Member Service.....	28

6d.2	Satisfaction With Current Residence and Community--Privacy: Spouses by Member Paygrade.....	29
6d.3	Satisfaction With Current Residence and Community--Privacy: Spouses by Gender and Member Location.	30
6e.1	Satisfaction With Current Residence and Community--Quality of Housing: Spouses by Member Service.....	31
6e.2	Satisfaction With Current Residence and Community--Quality of Housing: Spouses by Member Paygrade.....	32
6e.3	Satisfaction With Current Residence and Community--Quality of Housing: Spouses by Gender and Member Location.	33
6f.1	Satisfaction With Current Residence and Community--Safety of Area: Spouses by Member Service.....	34
6f.2	Satisfaction With Current Residence and Community--Safety of Area: Spouses by Member Paygrade.....	35
6f.3	Satisfaction With Current Residence and Community--Safety of Area: Spouses by Gender and Member Location.	36
6g.1	Satisfaction With Current Residence and Community--Distance to Workplace: Spouses by Member Service.	37
6g.2	Satisfaction With Current Residence and Community--Distance to Workplace: Spouses by Member Paygrade.....	38
6g.3	Satisfaction With Current Residence and Community--Distance to Workplace: Spouses by Gender and Member Location.	39
6h.1	Satisfaction With Current Residence and Community--Distance to Shopping Areas: Spouses by Member Service.....	40
6h.2	Satisfaction With Current Residence and Community--Distance to Shopping Areas: Spouses by Member Paygrade.	41
6h.3	Satisfaction With Current Residence and Community--Distance to Shopping Areas: Spouses by Gender and Member Location.	42
6i.1	Satisfaction With Current Residence and Community--Distance to Recreation Areas: Spouses by Member Service.....	43
6i.2	Satisfaction With Current Residence and Community--Distance to Recreation Areas: Spouses by Member Paygrade.	44
6i.3	Satisfaction With Current Residence and Community--Distance to Recreation Areas: Spouses by Gender and Member Location.	45
7.1	Reasons for Choosing Current Residence: Spouses by Member Service.....	46
7.2	Reasons for Choosing Current Residence: Spouses by Member Paygrade.....	48
7.3	Reasons for Choosing Current Residence: Spouses by Gender and Member Location.....	50
8.1	Housing Preference at Member's Permanent Duty Station If Cost Were Same: Spouses by Member Service.....	52
8.2	Housing Preference at Member's Permanent Duty Station If Cost Were Same: Spouses by Member Paygrade.	53

8.3	Housing Preference at Member's Permanent Duty Station If Cost Were Same: Spouses by Gender and Member Location.....	54
9.1	Times Family Moved to a New Location Due to Member's Permanent Changes of Station (PCSs): Spouses by Member Service.....	55
9.2	Times Family Moved to a New Location Due to Member's Permanent Changes of Station (PCSs): Spouses by Member Paygrade.....	57
9.3	Times Family Moved to a New Location Due to Member's Permanent Changes of Station (PCSs): Spouses by Gender and Member Location.....	59
10a.1	Problems on Most Recent PCS Move--Change in PCS Orders: Spouses by Member Service.....	61
10a.2	Problems on Most Recent PCS Move--Change in PCS Orders: Spouses by Member Paygrade.....	62
10a.3	Problems on Most Recent PCS Move--Change in PCS Orders: Spouses by Gender and Member Location.....	63
10b.1	Problems on Most Recent PCS Move--Hours and Location of Offices Providing PCS Assistance: Spouses by Member Service.....	64
10b.2	Problems on Most Recent PCS Move--Hours and Location of Offices Providing PCS Assistance: Spouses by Member Paygrade.....	65
10b.3	Problems on Most Recent PCS Move--Hours and Location of Offices Providing PCS Assistance: Spouses by Gender and Member Location.....	66
10c.1	Problems on Most Recent PCS Move--Waiting for Permanent Housing to Become Available: Spouses by Member Service.....	67
10c.2	Problems on Most Recent PCS Move--Waiting for Permanent Housing to Become Available: Spouses by Member Paygrade.....	68
10c.3	Problems on Most Recent PCS Move--Waiting for Permanent Housing to Become Available: Spouses by Gender and Member Location.....	69
10d.1	Problems on Most Recent PCS Move--Selling or Renting Out Former Residence: Spouses by Member Service.....	70
10d.2	Problems on Most Recent PCS Move--Selling or Renting Out Former Residence: Spouses by Member Paygrade.....	71
10d.3	Problems on Most Recent PCS Move--Selling or Renting Out Former Residence: Spouses by Gender and Member Location.....	72

10e.1	Problems on Most Recent PCS Move--Purchasing or Renting Current Residence: Spouses by Member Service.....	73
10e.2	Problems on Most Recent PCS Move--Purchasing or Renting Current Residence: Spouses by Member Paygrade.....	74
10e.3	Problems on Most Recent PCS Move--Purchasing or Renting Current Residence: Spouses by Gender and Member Location.....	75
10f.1	Problems on Most Recent PCS Move--Amount of Time to Prepare for Move: Spouses by Member Service.....	76
10f.2	Problems on Most Recent PCS Move--Amount of Time to Prepare for Move: Spouses by Member Paygrade.....	77
10f.3	Problems on Most Recent PCS Move--Amount of Time to Prepare for Move: Spouses by Gender and Member Location.....	78
10g.1	Problems on Most Recent PCS Move--Shipping/Storing Household Goods: Spouses by Member Service.....	79
10g.2	Problems on Most Recent PCS Move--Shipping/Storing Household Goods: Spouses by Member Paygrade.....	80
10g.3	Problems on Most Recent PCS Move--Shipping/Storing Household Goods: Spouses by Gender and Member Location.....	81
10h.1	Problems on Most Recent PCS Move--Temporary Duty En Route: Spouses by Member Service.....	82
10h.2	Problems on Most Recent PCS Move--Temporary Duty En Route: Spouses by Member Paygrade.....	83
10h.3	Problems on Most Recent PCS Move--Temporary Duty En Route: Spouses by Gender and Member Location.....	84
10i.1	Problems on Most Recent PCS Move--Temporary Lodging Expenses: Spouses by Member Service.....	85
10i.2	Problems on Most Recent PCS Move--Temporary Lodging Expenses: Spouses by Member Paygrade.....	86
10i.3	Problems on Most Recent PCS Move--Temporary Lodging Expenses: Spouses by Gender and Member Location.....	87
10j.1	Problems on Most Recent PCS Move--Costs Related to Security Deposit(s): Spouses by Member Service.....	88
10j.2	Problems on Most Recent PCS Move--Costs Related to Security Deposit(s): Spouses by Member Paygrade.....	89
10j.3	Problems on Most Recent PCS Move--Costs Related to Security Deposit(s): Spouses by Gender and Member Location.....	90

10k.1	Problems on Most Recent PCS Move--Cost of Moving Pets: Spouses by Member Service.....	91
10k.2	Problems on Most Recent PCS Move--Cost of Moving Pets: Spouses by Member Paygrade.....	92
10k.3	Problems on Most Recent PCS Move--Cost of Moving Pets: Spouses by Gender and Member Location.....	93
10l.1	Problems on Most Recent PCS Move--Cost of Moving Vehicles: Spouses by Member Service.....	94
10l.2	Problems on Most Recent PCS Move--Cost of Moving Vehicles: Spouses by Member Paygrade.....	95
10l.3	Problems on Most Recent PCS Move--Cost of Moving Vehicles: Spouses by Gender and Member Location.....	96
10m.1	Problems on Most Recent PCS Move--Costs of Setting Up New Residence: Spouses by Member Service.....	97
10m.2	Problems on Most Recent PCS Move--Costs of Setting Up New Residence: Spouses by Member Paygrade.....	98
10m.3	Problems on Most Recent PCS Move--Costs of Setting Up New Residence: Spouses by Gender and Member Location.....	99
10n.1	Problems on Most Recent PCS Move--Settling Damage Claims: Spouses by Member Service.....	100
10n.2	Problems on Most Recent PCS Move--Settling Damage Claims: Spouses by Member Paygrade.....	101
10n.3	Problems on Most Recent PCS Move--Settling Damage Claims: Spouses by Gender and Member Location.....	102
10o.1	Problems on Most Recent PCS Move--Non-Reimbursed Transportation Costs Incurred During Move: Spouses by Member Service.....	103
10o.2	Problems on Most Recent PCS Move--Non-Reimbursed Transportation Costs Incurred During Move: Spouses by Member Paygrade.....	104
10o.3	Problems on Most Recent PCS Move--Non-Reimbursed Transportation Costs Incurred During Move: Spouses by Gender and Member Location.....	105
10p.1	Problems on Most Recent PCS Move--Timeliness of Reimbursements: Spouses by Member Service.....	106
10p.2	Problems on Most Recent PCS Move--Timeliness of Reimbursements: Spouses by Member Paygrade.....	107
10p.3	Problems on Most Recent PCS Move--Timeliness of Reimbursements: Spouses by Gender and Member Location.....	108
10q.1	Problems on Most Recent PCS Move--Accuracy of Reimbursements: Spouses by Member Service.....	109

10q.2	Problems on Most Recent PCS Move--Accuracy of Reimbursements: Spouses by Member Paygrade.....	110
10q.3	Problems on Most Recent PCS Move--Accuracy of Reimbursements: Spouses by Gender and Member Location.....	111
10r.1	Problems on Most Recent PCS Move--Time Off at Destination to Complete Move: Spouses by Member Service.....	112
10r.2	Problems on Most Recent PCS Move--Time Off at Destination to Complete Move: Spouses by Member Paygrade.....	113
10r.3	Problems on Most Recent PCS Move--Time Off at Destination to Complete Move: Spouses by Gender and Member Location.....	114
10s.1	Problems on Most Recent PCS Move--Change in Cost of Living: Spouses by Member Service.....	115
10s.2	Problems on Most Recent PCS Move--Change in Cost of Living: Spouses by Member Paygrade.....	116
10s.3	Problems on Most Recent PCS Move--Change in Cost of Living: Spouses by Gender and Member Location.....	117
10t.1	Problems on Most Recent PCS Move--Loss or Decrease of Income: Spouses by Member Service.....	118
10t.2	Problems on Most Recent PCS Move--Loss or Decrease of Income: Spouses by Member Paygrade.....	119
10t.3	Problems on Most Recent PCS Move--Loss or Decrease of Income: Spouses by Gender and Member Location.....	120
10u.1	Problems on Most Recent PCS Move--Employment: Spouses by Member Service.....	121
10u.2	Problems on Most Recent PCS Move--Employment: Spouses by Member Paygrade.....	122
10u.3	Problems on Most Recent PCS Move--Employment: Spouses by Gender and Member Location.....	123
10v.1	Problems on Most Recent PCS Move--Transferability of Entitlements: Spouses by Member Service.....	124
10v.2	Problems on Most Recent PCS Move--Transferability of Entitlements: Spouses by Member Paygrade.....	125
10v.3	Problems on Most Recent PCS Move--Transferability of Entitlements: Spouses by Gender and Member Location.....	126
10w.1	Problems on Most Recent PCS Move--Obtaining Special Education Services: Spouses by Member Service.....	127
10w.2	Problems on Most Recent PCS Move--Obtaining Special Education Services: Spouses by Member Paygrade.....	128

10w.3	Problems on Most Recent PCS Move--Obtaining Special Education Services: Spouses by Gender and Member Location.....	129
10x.1	Problems on Most Recent PCS Move--Changing Schools: Spouses by Member Service.....	130
10x.2	Problems on Most Recent PCS Move--Changing Schools: Spouses by Member Paygrade.....	131
10x.3	Problems on Most Recent PCS Move--Changing Schools: Spouses by Gender and Member Location.....	132
10y.1	Problems on Most Recent PCS Move--Transferability of College Credits: Spouses by Member Service.....	133
10y.2	Problems on Most Recent PCS Move--Transferability of College Credits: Spouses by Member Paygrade.....	134
10y.3	Problems on Most Recent PCS Move--Transferability of College Credits: Spouses by Gender and Member Location.....	135
10z.1	Problems on Most Recent PCS Move--Availability of Childcare: Spouses by Member Service.....	136
10z.2	Problems on Most Recent PCS Move--Availability of Childcare: Spouses by Member Paygrade.....	137
10z.3	Problems on Most Recent PCS Move--Availability of Childcare: Spouses by Gender and Member Location.....	138
11.1	Member Currently Assigned to Ship or Shore Duty: Spouses by Member Service.....	139
11.2	Member Currently Assigned to Ship or Shore Duty: Spouses by Member Paygrade.....	140
11.3	Member Currently Assigned to Ship or Shore Duty: Spouses by Gender and Member Location.....	141
12.1	Location of Member's Permanent Duty Station: Spouses by Member Service.....	142
12.2	Location of Member's Permanent Duty Station: Spouses by Member Paygrade.....	143
12.3	Location of Member's Permanent Duty Station: Spouses by Gender and Member Location.....	144
13.1	Member's Current Deployment Keeping Him/Her Away From Home at Least 30 Consecutive Days: Spouses by Member Service.....	145
13.2	Member's Current Deployment Keeping Him/Her Away From Home at Least 30 Consecutive Days: Spouses by Member Paygrade.....	146
13.3	Member's Current Deployment Keeping Him/Her Away From Home at Least 30 Consecutive Days: Spouses by Gender and Member Location.....	147
14.1	Member's Current Deployment Location: Spouses by Member Service.....	148
14.2	Member's Current Deployment Location: Spouses by Member Paygrade.....	149

14.3 Member's Current Deployment Location: Spouses by Gender and Member Location..... 150

15.1 Member Currently Serving on Active Duty and/or Guard/Reserve: Spouses by Member Service..... 151

15.2 Member Currently Serving on Active Duty and/or Guard/Reserve: Spouses by Member Paygrade..... 152

15.3 Member Currently Serving on Active Duty and/or Guard/Reserve: Spouses by Gender and Member Location..... 153

16.1 Service of Member: Spouses by Member Service..... 154

16.2 Service of Member: Spouses by Member Paygrade..... 155

16.3 Service of Member: Spouses by Gender and Member Location..... 156

17.1 Current Paygrade of Member: Spouses by Member Service..... 157

17.2 Current Paygrade of Member: Spouses by Member Paygrade..... 160

17.3 Current Paygrade of Member: Spouses by Gender and Member Location..... 163

18.1 Years of Service Completed by Member: Spouses by Member Service..... 166

18.2 Years of Service Completed by Member: Spouses by Member Paygrade..... 167

18.3 Years of Service Completed by Member: Spouses by Gender and Member Location..... 168

19.1 Member's Usual Hours Worked Per Week During Past 12 Months: Spouses by Member Service..... 169

19.2 Member's Usual Hours Worked Per Week During Past 12 Months: Spouses by Member Paygrade..... 170

19.3 Member's Usual Hours Worked Per Week During Past 12 Months: Spouses by Gender and Member Location..... 171

20.1 Member's Hours Worked During Last Full Workweek: Spouses by Member Service..... 172

20.2 Member's Hours Worked During Last Full Workweek: Spouses by Member Paygrade..... 173

20.3 Member's Hours Worked During Last Full Workweek: Spouses by Gender and Member Location..... 174

21.1 Member Away Overnight From Permanent Duty Station Due to Military Duties in Past 12 Months: Spouses by Member Service..... 175

21.2 Member Away Overnight From Permanent Duty Station Due to Military Duties in Past 12 Months: Spouses by Member Paygrade..... 176

21.3 Member Away Overnight From Permanent Duty Station Due to Military Duties in Past 12 Months: Spouses by Gender and Member Location..... 177

22.1	Number of Times Member Away From Permanent Duty Station at Least One Night Due to Military Duties in Past 12 Months: Spouses by Member Service.....	178
22.2	Number of Times Member Away From Permanent Duty Station at Least One Night Due to Military Duties in Past 12 Months: Spouses by Member Paygrade.....	179
22.3	Number of Times Member Away From Permanent Duty Station at Least One Night Due to Military Duties in Past 12 Months: Spouses by Gender and Member Location.....	180
23a.1	Member's Length of Time Away From Permanent Duty Station During Past 12 Months for Peacekeeping or Other Contingency Operation: Spouses by Member Service.....	181
23a.2	Member's Length of Time Away From Permanent Duty Station During Past 12 Months for Peacekeeping or Other Contingency Operation: Spouses by Member Paygrade.....	182
23a.3	Member's Length of Time Away From Permanent Duty Station During Past 12 Months for Peacekeeping or Other Contingency Operation: Spouses by Gender and Member Location.....	183
23b.1	Member's Length of Time Away From Permanent Duty Station During Past 12 Months for Foreign Humanitarian Assistance Mission: Spouses by Member Service.....	184
23b.2	Member's Length of Time Away From Permanent Duty Station During Past 12 Months for Foreign Humanitarian Assistance Mission: Spouses by Member Paygrade.....	185
23b.3	Member's Length of Time Away From Permanent Duty Station During Past 12 Months for Foreign Humanitarian Assistance Mission: Spouses by Gender and Member Location.....	186
23c.1	Member's Length of Time Away From Permanent Duty Station During Past 12 Months for Unit Training at Combat Training Centers: Spouses by Member Service.....	187
23c.2	Member's Length of Time Away From Permanent Duty Station During Past 12 Months for Unit Training at Combat Training Centers: Spouses by Member Paygrade.....	188
23c.3	Member's Length of Time Away From Permanent Duty Station During Past 12 Months for Unit Training at Combat Training Centers: Spouses by Gender and Member Location.....	189
23d.1	Member's Length of Time Away From Permanent Duty Station During Past 12 Months for Counter Drug Operation: Spouses by Member Service.....	190
23d.2	Member's Length of Time Away From Permanent Duty Station During Past 12 Months for Counter Drug Operation: Spouses by Member Paygrade.....	191
23d.3	Member's Length of Time Away From Permanent Duty Station During Past 12 Months for Counter Drug Operation: Spouses by Gender and Member Location.....	192

23e.1	Member's Length of Time Away From Permanent Duty Station During Past 12 Months for Domestic Disaster or Civil Emergency: Spouses by Member Service.....	193
23e.2	Member's Length of Time Away From Permanent Duty Station During Past 12 Months for Domestic Disaster or Civil Emergency: Spouses by Member Paygrade.....	194
23e.3	Member's Length of Time Away From Permanent Duty Station During Past 12 Months for Domestic Disaster or Civil Emergency: Spouses by Gender and Member Location.....	195
23f.1	Member's Length of Time Away From Permanent Duty Station During Past 12 Months for Time at Sea for Scheduled Deployments: Spouses by Member Service.....	196
23f.2	Member's Length of Time Away From Permanent Duty Station During Past 12 Months for Time at Sea for Scheduled Deployments: Spouses by Member Paygrade.....	197
23f.3	Member's Length of Time Away From Permanent Duty Station During Past 12 Months for Time at Sea for Scheduled Deployments: Spouses by Gender and Member Location.....	198
23g.1	Member's Length of Time Away From Permanent Duty Station During Past 12 Months for Other Time at Sea: Spouses by Member Service.....	199
23g.2	Member's Length of Time Away From Permanent Duty Station During Past 12 Months for Other Time at Sea: Spouses by Member Paygrade.....	200
23g.3	Member's Length of Time Away From Permanent Duty Station During Past 12 Months for Other Time at Sea: Spouses by Gender and Member Location.....	201
23h.1	Member's Length of Time Away From Permanent Duty Station During Past 12 Months for Joint Training/Field Exercises/Alerts: Spouses by Member Service.....	202
23h.2	Member's Length of Time Away From Permanent Duty Station During Past 12 Months for Joint Training/Field Exercises/Alerts: Spouses by Member Paygrade.....	203
23h.3	Member's Length of Time Away From Permanent Duty Station During Past 12 Months for Joint Training/Field Exercises/Alerts: Spouses by Gender and Member Location.....	204
23i.1	Member's Length of Time Away From Permanent Duty Station During Past 12 Months for Military Education: Spouses by Member Service.....	205
23i.2	Member's Length of Time Away From Permanent Duty Station During Past 12 Months for Military Education: Spouses by Member Paygrade.....	206
23i.3	Member's Length of Time Away From Permanent Duty Station During Past 12 Months for Military Education: Spouses by Gender and Member Location.....	207

23j.1	Member's Length of Time Away From Permanent Duty Station During Past 12 Months for Other TADs/TDYs: Spouses by Member Service.....	208
23j.2	Member's Length of Time Away From Permanent Duty Station During Past 12 Months for Other TADs/TDYs: Spouses by Member Paygrade.....	209
23j.3	Member's Length of Time Away From Permanent Duty Station During Past 12 Months for Other TADs/TDYs: Spouses by Gender and Member Location.....	210
23k.1	Member's Length of Time Away From Permanent Duty Station During Past 12 Months for Other or Unknown Duties: Spouses by Member Service.....	211
23k.2	Member's Length of Time Away From Permanent Duty Station During Past 12 Months for Other or Unknown Duties: Spouses by Member Paygrade.....	212
23k.3	Member's Length of Time Away From Permanent Duty Station During Past 12 Months for Other or Unknown Duties: Spouses by Gender and Member Location.....	213
24.1	Member's Total Time Away From Permanent Duty Station Due to Military Duties: Spouses by Member Service.....	214
24.2	Member's Total Time Away From Permanent Duty Station Due to Military Duties: Spouses by Member Paygrade.....	215
24.3	Member's Total Time Away From Permanent Duty Station Due to Military Duties: Spouses by Gender and Member Location.....	216
25.1	Concerns During Past 12 Months While Member Away From Permanent Duty Station: Spouses by Member Service.....	217
25.2	Concerns During Past 12 Months While Member Away From Permanent Duty Station: Spouses by Member Paygrade.....	220
25.3	Concerns During Past 12 Months While Member Away From Permanent Duty Station: Spouses by Gender and Member Location.....	223
26.1	Total Time Member Expected to Be Away From Permanent Duty Station Due to Military Duties for Next 12 Months: Spouses by Member Service.....	226
26.2	Total Time Member Expected to Be Away From Permanent Duty Station Due to Military Duties for Next 12 Months: Spouses by Member Paygrade.....	227
26.3	Total Time Member Expected to Be Away From Permanent Duty Station Due to Military Duties for Next 12 Months: Spouses by Gender and Member Location.....	228

27.1	Opinion on Whether Member Should Stay On or Leave Active Duty: Spouses by Member Service.....	229
27.2	Opinion on Whether Member Should Stay On or Leave Active Duty: Spouses by Member Paygrade.....	230
27.3	Opinion on Whether Member Should Stay On or Leave Active Duty: Spouses by Gender and Member Location.....	231
28.1	Likelihood of Encouraging Member to Remain in Military if Future Assignments Require Long or Frequent Separations From Family: Spouses by Member Service.....	232
28.2	Likelihood of Encouraging Member to Remain in Military if Future Assignments Require Long or Frequent Separations From Family: Spouses by Member Paygrade.....	233
28.3	Likelihood of Encouraging Member to Remain in Military if Future Assignments Require Long or Frequent Separations From Family: Spouses by Gender and Member Location.....	234
29a.1	Military Opportunities Compared to Civilian Opportunities--Member's Promotion Opportunities: Spouses by Member Service.....	235
29a.2	Military Opportunities Compared to Civilian Opportunities--Member's Promotion Opportunities: Spouses by Member Paygrade.....	236
29a.3	Military Opportunities Compared to Civilian Opportunities--Member's Promotion Opportunities: Spouses by Gender and Member Location.....	237
29b.1	Military Opportunities Compared to Civilian Opportunities--Member's Amount of Personal/Family Time: Spouses by Member Service.....	238
29b.2	Military Opportunities Compared to Civilian Opportunities--Member's Amount of Personal/Family Time: Spouses by Member Paygrade.....	239
29b.3	Military Opportunities Compared to Civilian Opportunities--Member's Amount of Personal/Family Time: Spouses by Gender and Member Location.....	240
29c.1	Military Opportunities Compared to Civilian Opportunities--Member's Hours Worked Per Week: Spouses by Member Service.....	241
29c.2	Military Opportunities Compared to Civilian Opportunities--Member's Hours Worked Per Week: Spouses by Member Paygrade.....	242
29c.3	Military Opportunities Compared to Civilian Opportunities--Member's Hours Worked Per Week: Spouses by Gender and Member Location.....	243
29d.1	Military Opportunities Compared to Civilian Opportunities--Vacation Time: Spouses by Member Service.....	244
29d.2	Military Opportunities Compared to Civilian Opportunities--Vacation Time: Spouses by Member Paygrade.....	245

29d.3	Military Opportunities Compared to Civilian Opportunities--Vacation Time: Spouses by Gender and Member Location.....	246
29e.1	Military Opportunities Compared to Civilian Opportunities--Member's Education and Training Opportunities: Spouses by Member Service.....	247
29e.2	Military Opportunities Compared to Civilian Opportunities--Member's Education and Training Opportunities: Spouses by Member Paygrade.....	248
29e.3	Military Opportunities Compared to Civilian Opportunities--Member's Education and Training Opportunities: Spouses by Gender and Member Location.....	249
29f.1	Military Opportunities Compared to Civilian Opportunities--Spouse's Education and Training Opportunities: Spouses by Member Service.....	250
29f.2	Military Opportunities Compared to Civilian Opportunities--Spouse's Education and Training Opportunities: Spouses by Member Paygrade.....	251
29f.3	Military Opportunities Compared to Civilian Opportunities--Spouse's Education and Training Opportunities: Spouses by Gender and Member Location.....	252
29g.1	Military Opportunities Compared to Civilian Opportunities--Spouse's Employment Opportunities: Spouses by Member Service.....	253
29g.2	Military Opportunities Compared to Civilian Opportunities--Spouse's Employment Opportunities: Spouses by Member Paygrade.....	254
29g.3	Military Opportunities Compared to Civilian Opportunities--Spouse's Employment Opportunities: Spouses by Gender and Member Location.....	255
29h.1	Military Opportunities Compared to Civilian Opportunities--Member's Total Compensation: Spouses by Member Service.....	256
29h.2	Military Opportunities Compared to Civilian Opportunities--Member's Total Compensation: Spouses by Member Paygrade.....	257
29h.3	Military Opportunities Compared to Civilian Opportunities--Member's Total Compensation: Spouses by Gender and Member Location.....	258
29i.1	Military Opportunities Compared to Civilian Opportunities--Spouse's Total Earnings and Benefits: Spouses by Member Service.....	259
29i.2	Military Opportunities Compared to Civilian Opportunities--Spouse's Total Earnings and Benefits: Spouses by Member Paygrade.....	260

29j.3	Military Opportunities Compared to Civilian Opportunities--Spouse's Total Earnings and Benefits: Spouses by Gender and Member Location.....	261
29j.1	Military Opportunities Compared to Civilian Opportunities--Health Care Benefits: Spouses by Member Service.....	262
29j.2	Military Opportunities Compared to Civilian Opportunities--Health Care Benefits: Spouses by Member Paygrade.....	263
29j.3	Military Opportunities Compared to Civilian Opportunities--Health Care Benefits: Spouses by Gender and Member Location.....	264
29k.1	Military Opportunities Compared to Civilian Opportunities--Retirement Benefits: Spouses by Member Service.....	265
29k.2	Military Opportunities Compared to Civilian Opportunities--Retirement Benefits: Spouses by Member Paygrade.....	266
29k.3	Military Opportunities Compared to Civilian Opportunities--Retirement Benefits: Spouses by Gender and Member Location.....	267
29l.1	Military Opportunities Compared to Civilian Opportunities--Member's Sense of Accomplishment/Pride: Spouses by Member Service.....	268
29l.2	Military Opportunities Compared to Civilian Opportunities--Member's Sense of Accomplishment/Pride: Spouses by Member Paygrade.....	269
29l.3	Military Opportunities Compared to Civilian Opportunities--Member's Sense of Accomplishment/Pride: Spouses by Gender and Member Location.....	270
29m.1	Military Opportunities Compared to Civilian Opportunities--Spouse's Sense of Accomplishment/Pride: Spouses by Member Service.....	271
29m.2	Military Opportunities Compared to Civilian Opportunities--Spouse's Sense of Accomplishment/Pride: Spouses by Member Paygrade.....	272
29m.3	Military Opportunities Compared to Civilian Opportunities--Spouse's Sense of Accomplishment/Pride: Spouses by Gender and Member Location.....	273
29n.1	Military Opportunities Compared to Civilian Opportunities--General Quality of Life: Spouses by Member Service.....	274
29n.2	Military Opportunities Compared to Civilian Opportunities--General Quality of Life: Spouses by Member Paygrade.....	275
29n.3	Military Opportunities Compared to Civilian Opportunities--General Quality of Life: Spouses by Gender and Member Location.....	276
30.1	Non-Military Volunteer Work Performed in Last Month: Spouses by Member Service.....	277
30.2	Non-Military Volunteer Work Performed in Last Month: Spouses by Member Paygrade.....	278

30.3	Non-Military Volunteer Work Performed in Last Month: Spouses by Gender and Member Location.....	279
31.1	Reasons for Not Performing Non-Military Volunteer Work: Spouses by Member Service.....	280
31.2	Reasons for Not Performing Non-Military Volunteer Work: Spouses by Member Paygrade.....	281
31.3	Reasons for Not Performing Non-Military Volunteer Work: Spouses by Gender and Member Location.....	282
32.1	Life As Part of Military Community is Better or Worse Than Expected: Spouses by Member Service.....	283
32.2	Life As Part of Military Community is Better or Worse Than Expected: Spouses by Member Paygrade.....	284
32.3	Life As Part of Military Community is Better or Worse Than Expected: Spouses by Gender and Member Location.....	285
33.1	People or Places Spouse Turns to With a Personal or Family Problem: Spouses by Member Service.....	286
33.2	People or Places Spouse Turns to With a Personal or Family Problem: Spouses by Member Paygrade.....	289
33.3	People or Places Spouse Turns to With a Personal or Family Problem: Spouses by Gender and Member Location.....	292
34.1	General Outlook About Life: Spouses by Member Service.....	295
34.2	General Outlook About Life: Spouses by Member Paygrade.....	296
34.3	General Outlook About Life: Spouses by Gender and Member Location.....	297
35a.1	Satisfaction With Member's Basic Pay: Spouses by Member Service.....	298
35a.2	Satisfaction With Member's Basic Pay: Spouses by Member Paygrade.....	299
35a.3	Satisfaction With Member's Basic Pay: Spouses by Gender and Member Location.....	300
35b.1	Satisfaction With Member's Special and Incentive Pay: Spouses by Member Service.....	301
35b.2	Satisfaction With Member's Special and Incentive Pay: Spouses by Member Paygrade.....	302
35b.3	Satisfaction With Member's Special and Incentive Pay: Spouses by Gender and Member Location.....	303
35c.1	Satisfaction With Member's Reenlistment Bonus or Continuation Pay Program: Spouses by Member Service.....	304
35c.2	Satisfaction With Member's Reenlistment Bonus or Continuation Pay Program: Spouses by Member Paygrade.....	305
35c.3	Satisfaction With Member's Reenlistment Bonus or Continuation Pay Program: Spouses by Gender and Member Location.....	306

35d.1	Satisfaction With Housing Allowance: Spouses by Member Service.....	307
35d.2	Satisfaction With Housing Allowance: Spouses by Member Paygrade.....	308
35d.3	Satisfaction With Housing Allowance: Spouses by Gender and Member Location.....	309
35e.1	Satisfaction With Military Housing: Spouses by Member Service.....	310
35e.2	Satisfaction With Military Housing: Spouses by Member Paygrade.....	311
35e.3	Satisfaction With Military Housing: Spouses by Gender and Member Location.....	312
35f.1	Satisfaction With Medical Care for Member: Spouses by Member Service.....	313
35f.2	Satisfaction With Medical Care for Member: Spouses by Member Paygrade.....	314
35f.3	Satisfaction With Medical Care for Member: Spouses by Gender and Member Location.....	315
35g.1	Satisfaction With Dental Care for Member: Spouses by Member Service.....	316
35g.2	Satisfaction With Dental Care for Member: Spouses by Member Paygrade.....	317
35g.3	Satisfaction With Dental Care for Member: Spouses by Gender and Member Location.....	318
35h.1	Satisfaction With Member's Potential Retirement Pay: Spouses by Member Service.....	319
35h.2	Satisfaction With Member's Potential Retirement Pay: Spouses by Member Paygrade.....	320
35h.3	Satisfaction With Member's Potential Retirement Pay: Spouses by Gender and Member Location.....	321
35i.1	Satisfaction With Cost of Living Adjustments to Member's Retirement Pay: Spouses by Member Service.....	322
35i.2	Satisfaction With Cost of Living Adjustments to Member's Retirement Pay: Spouses by Member Paygrade.....	323
35i.3	Satisfaction With Cost of Living Adjustments to Member's Retirement Pay: Spouses by Gender and Member Location.....	324
35j.1	Satisfaction With Member's Other Retirement Benefits: Spouses by Member Service.....	325
35j.2	Satisfaction With Member's Other Retirement Benefits: Spouses by Member Paygrade.....	326
35j.3	Satisfaction With Member's Other Retirement Benefits: Spouses by Gender and Member Location.....	327
35k.1	Satisfaction With Pace of Member's Promotions: Spouses by Member Service.....	328
35k.2	Satisfaction With Pace of Member's Promotions: Spouses by Member Paygrade.....	329
35k.3	Satisfaction With Pace of Member's Promotions: Spouses by Gender and Member Location.....	330

35l.1	Satisfaction With Types of Assignments Member Received: Spouses by Member Service.....	331
35l.2	Satisfaction With Types of Assignments Member Received: Spouses by Member Paygrade.....	332
35l.3	Satisfaction With Types of Assignments Member Received: Spouses by Gender and Member Location.....	333
35m.1	Satisfaction With Member's Deployments: Spouses by Member Service.....	334
35m.2	Satisfaction With Member's Deployments: Spouses by Member Paygrade.....	335
35m.3	Satisfaction With Member's Deployments: Spouses by Gender and Member Location.....	336
35n.1	Satisfaction With Other Military Duties That Take Member Away From Permanent Duty Station: Spouses by Member Service.....	337
35n.2	Satisfaction With Other Military Duties That Take Member Away From Permanent Duty Station: Spouses by Member Paygrade.....	338
35n.3	Satisfaction With Other Military Duties That Take Member Away From Permanent Duty Station: Spouses by Gender and Member Location.....	339
35o.1	Satisfaction With Level of Manning in Member's Unit: Spouses by Member Service.....	340
35o.2	Satisfaction With Level of Manning in Member's Unit: Spouses by Member Paygrade.....	341
35o.3	Satisfaction With Level of Manning in Member's Unit: Spouses by Gender and Member Location.....	342
35p.1	Satisfaction With Morale of Member's Unit: Spouses by Member Service.....	343
35p.2	Satisfaction With Morale of Member's Unit: Spouses by Member Paygrade.....	344
35p.3	Satisfaction With Morale of Member's Unit: Spouses by Gender and Member Location.....	345
35q.1	Satisfaction With Member's Personal Workload: Spouses by Member Service.....	346
35q.2	Satisfaction With Member's Personal Workload: Spouses by Member Paygrade.....	347
35q.3	Satisfaction With Member's Personal Workload: Spouses by Gender and Member Location.....	348
35r.1	Satisfaction With Member's Amount of Personal/Family Time: Spouses by Member Service.....	349
35r.2	Satisfaction With Member's Amount of Personal/Family Time: Spouses by Member Paygrade.....	350
35r.3	Satisfaction With Member's Amount of Personal/Family Time: Spouses by Gender and Member Location.....	351
35s.1	Satisfaction With Member's Off Duty Educational Opportunities: Spouses by Member Service.....	352

35s.2	Satisfaction With Member's Off Duty Educational Opportunities: Spouses by Member Paygrade.....	353
35s.3	Satisfaction With Member's Off Duty Educational Opportunities: Spouses by Gender and Member Location.....	354
35t.1	Satisfaction With Quality of Leadership at Member's Job: Spouses by Member Service.....	355
35t.2	Satisfaction With Quality of Leadership at Member's Job: Spouses by Member Paygrade.....	356
35t.3	Satisfaction With Quality of Leadership at Member's Job: Spouses by Gender and Member Location.....	357
35u.1	Satisfaction With Military Values, Lifestyle, and Tradition: Spouses by Member Service.....	358
35u.2	Satisfaction With Military Values, Lifestyle, and Tradition: Spouses by Member Paygrade.....	359
35u.3	Satisfaction With Military Values, Lifestyle, and Tradition: Spouses by Gender and Member Location.....	360
35v.1	Satisfaction With Member's Amount of Enjoyment From Job: Spouses by Member Service.....	361
35v.2	Satisfaction With Member's Amount of Enjoyment From Job: Spouses by Member Paygrade.....	362
35v.3	Satisfaction With Member's Amount of Enjoyment From Job: Spouses by Gender and Member Location.....	363
35w.1	Satisfaction With Frequency of Member's PCS Moves: Spouses by Member Service.....	364
35w.2	Satisfaction With Frequency of Member's PCS Moves: Spouses by Member Paygrade.....	365
35w.3	Satisfaction With Frequency of Member's PCS Moves: Spouses by Gender and Member Location.....	366
35x.1	Satisfaction With Member's Job Security: Spouses by Member Service.....	367
35x.2	Satisfaction With Member's Job Security: Spouses by Member Paygrade.....	368
35x.3	Satisfaction With Member's Job Security: Spouses by Gender and Member Location.....	369
35y.1	Satisfaction With Member's Location or Station of Choice, Homeporting: Spouses by Member Service.....	370
35y.2	Satisfaction With Member's Location or Station of Choice, Homeporting: Spouses by Member Paygrade.....	371
35y.3	Satisfaction With Member's Location or Station of Choice, Homeporting: Spouses by Gender and Member Location.....	372
35z.1	Satisfaction With Co-Location With Member: Spouses by Member Service.....	373
35z.2	Satisfaction With Co-Location With Member: Spouses by Member Paygrade.....	374
35z.3	Satisfaction With Co-Location With Member: Spouses by Gender and Member Location.....	375
35aa.1	Satisfaction With Medical Care for Family: Spouses by Member Service.....	376

35aa.2	Satisfaction With Medical Care for Family: Spouses by Member Paygrade.....	377
35aa.3	Satisfaction With Medical Care for Family: Spouses by Gender and Member Location.....	378
35bb.1	Satisfaction With Dental Care for Family: Spouses by Member Service.....	379
35bb.2	Satisfaction With Dental Care for Family: Spouses by Member Paygrade.....	380
35bb.3	Satisfaction With Dental Care for Family: Spouses by Gender and Member Location.....	381
35cc.1	Satisfaction With Youth Activities On Base: Spouses by Member Service.....	382
35cc.2	Satisfaction With Youth Activities On Base: Spouses by Member Paygrade.....	383
35cc.3	Satisfaction With Youth Activities On Base: Spouses by Gender and Member Location.....	384
35dd.1	Satisfaction With Schools for Children: Spouses by Member Service.....	385
35dd.2	Satisfaction With Schools for Children: Spouses by Member Paygrade.....	386
35dd.3	Satisfaction With Schools for Children: Spouses by Gender and Member Location.....	387
35ee.1	Satisfaction With Employment and Career Opportunities: Spouses by Member Service.....	388
35ee.2	Satisfaction With Employment and Career Opportunities: Spouses by Member Paygrade.....	389
35ee.3	Satisfaction With Employment and Career Opportunities: Spouses by Gender and Member Location.....	390
35ff.1	Satisfaction With Military Family Support Programs: Spouses by Member Service.....	391
35ff.2	Satisfaction With Military Family Support Programs: Spouses by Member Paygrade.....	392
35ff.3	Satisfaction With Military Family Support Programs: Spouses by Gender and Member Location.....	393
35gg.1	Satisfaction With Acceptable and Affordable Childcare: Spouses by Member Service.....	394
35gg.2	Satisfaction With Acceptable and Affordable Childcare: Spouses by Member Paygrade.....	395
35gg.3	Satisfaction With Acceptable and Affordable Childcare: Spouses by Gender and Member Location.....	396
36a.1	Agreement That Most Friends Belong to Military Community: Spouses by Member Service.....	397
36a.2	Agreement That Most Friends Belong to Military Community: Spouses by Member Paygrade.....	398
36a.3	Agreement That Most Friends Belong to Military Community: Spouses by Gender and Member Location.....	399
36b.1	Agreement That Military Community Is Supportive : Spouses by Member Service.....	400

36b.2	Agreement That Military Community Is Supportive : Spouses by Member Paygrade.....	401
36b.3	Agreement That Military Community Is Supportive : Spouses by Gender and Member Location.....	402
36c.1	Agreement That Have a Lot in Common With Civilian Community: Spouses by Member Service.....	403
36c.2	Agreement That Have a Lot in Common With Civilian Community: Spouses by Member Paygrade.....	404
36c.3	Agreement That Have a Lot in Common With Civilian Community: Spouses by Gender and Member Location.....	405
36d.1	Agreement That Help and Support Is Sought by Members of Military Community: Spouses by Member Service.....	406
36d.2	Agreement That Help and Support Is Sought by Members of Military Community: Spouses by Member Paygrade.....	407
36d.3	Agreement That Help and Support Is Sought by Members of Military Community: Spouses by Gender and Member Location.....	408
36e.1	Agreement That Living On Base Helps Make Ends Meet: Spouses by Member Service.....	409
36e.2	Agreement That Living On Base Helps Make Ends Meet: Spouses by Member Paygrade.....	410
36e.3	Agreement That Living On Base Helps Make Ends Meet: Spouses by Gender and Member Location.....	411
37.1	Overall Satisfaction With Military Way of Life: Spouses by Member Service.....	412
37.2	Overall Satisfaction With Military Way of Life: Spouses by Member Paygrade.....	413
37.3	Overall Satisfaction With Military Way of Life: Spouses by Gender and Member Location.....	414

List of Tables in Volume 2

<u>Table</u>		<u>Page</u>
38A1a.1	Availability of On Base Fitness Center/Gym: Spouses by Member Service.....	415

38A1a.2	Availability of On Base Fitness Center/Gym: Spouses by Member Paygrade.....	416
38A1a.3	Availability of On Base Fitness Center/Gym: Spouses by Gender and Member Location.....	417
38A1u.1	Usage of On Base Fitness Center/Gym: Spouses by Member Service.....	418
38A1u.2	Usage of On Base Fitness Center/Gym: Spouses by Member Paygrade.....	419
38A1u.3	Usage of On Base Fitness Center/Gym: Spouses by Gender and Member Location.....	420
38B1a.1	Availability of Off Base Fitness Center/Gym: Spouses by Member Service.....	421
38B1a.2	Availability of Off Base Fitness Center/Gym: Spouses by Member Paygrade.....	422
38B1a.3	Availability of Off Base Fitness Center/Gym: Spouses by Gender and Member Location.....	423
38B1u.1	Usage of Off Base Fitness Center/Gym: Spouses by Member Service.....	424
38B1u.2	Usage of Off Base Fitness Center/Gym: Spouses by Member Paygrade.....	425
38B1u.3	Usage of Off Base Fitness Center/Gym: Spouses by Gender and Member Location.....	426
38A2a.1	Availability of On Base Library Services: Spouses by Member Service.....	427
38A2a.2	Availability of On Base Library Services: Spouses by Member Paygrade.....	428
38A2a.3	Availability of On Base Library Services: Spouses by Gender and Member Location.....	429
38A2u.1	Usage of On Base Library Services: Spouses by Member Service.....	430
38A2u.2	Usage of On Base Library Services: Spouses by Member Paygrade.....	431
38A2u.3	Usage of On Base Library Services: Spouses by Gender and Member Location.....	432
38B2a.1	Availability of Off Base Library Services: Spouses by Member Service.....	433
38B2a.2	Availability of Off Base Library Services: Spouses by Member Paygrade.....	434
38B2a.3	Availability of Off Base Library Services: Spouses by Gender and Member Location.....	435
38B2u.1	Usage of Off Base Library Services: Spouses by Member Service.....	436
38B2u.2	Usage of Off Base Library Services: Spouses by Member Paygrade.....	437
38B2u.3	Usage of Off Base Library Services: Spouses by Gender and Member Location.....	438
38A3a.1	Availability of On Base Outdoor Recreation Areas: Spouses by Member Service.....	439
38A3a.2	Availability of On Base Outdoor Recreation Areas: Spouses by Member Paygrade.....	440

38A3a.3	Availability of On Base Outdoor Recreation Areas: Spouses by Gender and Member Location.....	441
38A3u.1	Usage of On Base Outdoor Recreation Areas: Spouses by Member Service.....	442
38A3u.2	Usage of On Base Outdoor Recreation Areas: Spouses by Member Paygrade.....	443
38A3u.3	Usage of On Base Outdoor Recreation Areas: Spouses by Gender and Member Location.....	444
38B3a.1	Availability of Off Base Outdoor Recreation Areas: Spouses by Member Service.....	445
38B3a.2	Availability of Off Base Outdoor Recreation Areas: Spouses by Member Paygrade.....	446
38B3a.3	Availability of Off Base Outdoor Recreation Areas: Spouses by Gender and Member Location.....	447
38B3u.1	Usage of Off Base Outdoor Recreation Areas: Spouses by Member Service.....	448
38B3u.2	Usage of Off Base Outdoor Recreation Areas: Spouses by Member Paygrade.....	449
38B3u.3	Usage of Off Base Outdoor Recreation Areas: Spouses by Gender and Member Location.....	450
38A4a.1	Availability of On Base Outdoor Recreation Equipment Rental: Spouses by Member Service.....	451
38A4a.2	Availability of On Base Outdoor Recreation Equipment Rental: Spouses by Member Paygrade.....	452
38A4a.3	Availability of On Base Outdoor Recreation Equipment Rental: Spouses by Gender and Member Location.....	453
38A4u.1	Usage of On Base Outdoor Recreation Equipment Rental: Spouses by Member Service.....	454
38A4u.2	Usage of On Base Outdoor Recreation Equipment Rental: Spouses by Member Paygrade.....	455
38A4u.3	Usage of On Base Outdoor Recreation Equipment Rental: Spouses by Gender and Member Location.....	456
38B4a.1	Availability of Off Base Outdoor Recreation Equipment Rental: Spouses by Member Service.....	457
38B4a.2	Availability of Off Base Outdoor Recreation Equipment Rental: Spouses by Member Paygrade.....	458
38B4a.3	Availability of Off Base Outdoor Recreation Equipment Rental: Spouses by Gender and Member Location.....	459
38B4u.1	Usage of Off Base Outdoor Recreation Equipment Rental: Spouses by Member Service.....	460
38B4u.2	Usage of Off Base Outdoor Recreation Equipment Rental: Spouses by Member Paygrade.....	461
38B4u.3	Usage of Off Base Outdoor Recreation Equipment Rental: Spouses by Gender and Member Location.....	462
38A5a.1	Availability of On Base Recreation Center: Spouses by Member Service.....	463
38A5a.2	Availability of On Base Recreation Center: Spouses by Member Paygrade.....	464

38A5a.3	Availability of On Base Recreation Center: Spouses by Gender and Member Location.....	465
38A5u.1	Usage of On Base Recreation Center: Spouses by Member Service.....	466
38A5u.2	Usage of On Base Recreation Center: Spouses by Member Paygrade.....	467
38A5u.3	Usage of On Base Recreation Center: Spouses by Gender and Member Location.....	468
38B5a.1	Availability of Off Base Recreation Center: Spouses by Member Service.....	469
38B5a.2	Availability of Off Base Recreation Center: Spouses by Member Paygrade.....	470
38B5a.3	Availability of Off Base Recreation Center: Spouses by Gender and Member Location.....	471
38B5u.1	Usage of Off Base Recreation Center: Spouses by Member Service.....	472
38B5u.2	Usage of Off Base Recreation Center: Spouses by Member Paygrade.....	473
38B5u.3	Usage of Off Base Recreation Center: Spouses by Gender and Member Location.....	474
38A6a.1	Availability of On Base Golf Course: Spouses by Member Service.....	475
38A6a.2	Availability of On Base Golf Course: Spouses by Member Paygrade.....	476
38A6a.3	Availability of On Base Golf Course: Spouses by Gender and Member Location.....	477
38A6u.1	Usage of On Base Golf Course: Spouses by Member Service.....	478
38A6u.2	Usage of On Base Golf Course: Spouses by Member Paygrade.....	479
38A6u.3	Usage of On Base Golf Course: Spouses by Gender and Member Location.....	480
38B6a.1	Availability of Off Base Golf Course: Spouses by Member Service.....	481
38B6a.2	Availability of Off Base Golf Course: Spouses by Member Paygrade.....	482
38B6a.3	Availability of Off Base Golf Course: Spouses by Gender and Member Location.....	483
38B6u.1	Usage of Off Base Golf Course: Spouses by Member Service.....	484
38B6u.2	Usage of Off Base Golf Course: Spouses by Member Paygrade.....	485
38B6u.3	Usage of Off Base Golf Course: Spouses by Gender and Member Location.....	486
38A7a.1	Availability of On Base Bowling Center: Spouses by Member Service.....	487
38A7a.2	Availability of On Base Bowling Center: Spouses by Member Paygrade.....	488
38A7a.3	Availability of On Base Bowling Center: Spouses by Gender and Member Location.....	489

38A7u.1	Usage of On Base Bowling Center: Spouses by Member Service.....	490
38A7u.2	Usage of On Base Bowling Center: Spouses by Member Paygrade.....	491
38A7u.3	Usage of On Base Bowling Center: Spouses by Gender and Member Location.	492
38B7a.1	Availability of Off Base Bowling Center: Spouses by Member Service.....	493
38B7a.2	Availability of Off Base Bowling Center: Spouses by Member Paygrade.	494
38B7a.3	Availability of Off Base Bowling Center: Spouses by Gender and Member Location.	495
38B7u.1	Usage of Off Base Bowling Center: Spouses by Member Service.	496
38B7u.2	Usage of Off Base Bowling Center: Spouses by Member Paygrade.....	497
38B7u.3	Usage of Off Base Bowling Center: Spouses by Gender and Member Location.	498
38A8a.1	Availability of On Base Recreation Lodging/Hotel or Resorts: Spouses by Member Service.....	499
38A8a.2	Availability of On Base Recreation Lodging/Hotel or Resorts: Spouses by Member Paygrade.....	500
38A8a.3	Availability of On Base Recreation Lodging/Hotel or Resorts: Spouses by Gender and Member Location.	501
38A8u.1	Usage of On Base Recreation Lodging/Hotel or Resorts: Spouses by Member Service.....	502
38A8u.2	Usage of On Base Recreation Lodging/Hotel or Resorts: Spouses by Member Paygrade.	503
38A8u.3	Usage of On Base Recreation Lodging/Hotel or Resorts: Spouses by Gender and Member Location.	504
38B8a.1	Availability of Off Base Recreation Lodging/Hotel or Resorts: Spouses by Member Service.....	505
38B8a.2	Availability of Off Base Recreation Lodging/Hotel or Resorts: Spouses by Member Paygrade.	506
38B8a.3	Availability of Off Base Recreation Lodging/Hotel or Resorts: Spouses by Gender and Member Location.	507
38B8u.1	Usage of Off Base Recreation Lodging/Hotel or Resorts: Spouses by Member Service.	508
38B8u.2	Usage of Off Base Recreation Lodging/Hotel or Resorts: Spouses by Member Paygrade.....	509
38B8u.3	Usage of Off Base Recreation Lodging/Hotel or Resorts: Spouses by Gender and Member Location.	510
38A9a.1	Availability of On Base Clubs/Dance/Night Clubs: Spouses by Member Service.....	511
38A9a.2	Availability of On Base Clubs/Dance/Night Clubs: Spouses by Member Paygrade.	512
38A9a.3	Availability of On Base Clubs/Dance/Night Clubs: Spouses by Gender and Member Location.	513
38A9u.1	Usage of On Base Clubs/Dance/Night Clubs: Spouses by Member Service.	514

38A9u.2	Usage of On Base Clubs/Dance/Night Clubs: Spouses by Member Paygrade.....	515
38A9u.3	Usage of On Base Clubs/Dance/Night Clubs: Spouses by Gender and Member Location.....	516
38B9a.1	Availability of Off Base Clubs/Dance/Night Clubs: Spouses by Member Service.....	517
38B9a.2	Availability of Off Base Clubs/Dance/Night Clubs: Spouses by Member Paygrade.....	518
38B9a.3	Availability of Off Base Clubs/Dance/Night Clubs: Spouses by Gender and Member Location.....	519
38B9u.1	Usage of Off Base Clubs/Dance/Night Clubs: Spouses by Member Service.....	520
38B9u.2	Usage of Off Base Clubs/Dance/Night Clubs: Spouses by Member Paygrade.....	521
38B9u.3	Usage of Off Base Clubs/Dance/Night Clubs: Spouses by Gender and Member Location.....	522
38A10a.1	Availability of On Base Commissary/Supermarket/Grocery Store: Spouses by Member Service.....	523
38A10a.2	Availability of On Base Commissary/Supermarket/Grocery Store: Spouses by Member Paygrade.....	524
38A10a.3	Availability of On Base Commissary/Supermarket/Grocery Store: Spouses by Gender and Member Location.....	525
38A10u.1	Usage of On Base Commissary/Supermarket/Grocery Store: Spouses by Member Service.....	526
38A10u.2	Usage of On Base Commissary/Supermarket/Grocery Store: Spouses by Member Paygrade.....	527
38A10u.3	Usage of On Base Commissary/Supermarket/Grocery Store: Spouses by Gender and Member Location.....	528
38B10a.1	Availability of Off Base Commissary/Supermarket/Grocery Store: Spouses by Member Service.....	529
38B10a.2	Availability of Off Base Commissary/Supermarket/Grocery Store: Spouses by Member Paygrade.....	530
38B10a.3	Availability of Off Base Commissary/Supermarket/Grocery Store: Spouses by Gender and Member Location.....	531
38B10u.1	Usage of Off Base Commissary/Supermarket/Grocery Store: Spouses by Member Service.....	532
38B10u.2	Usage of Off Base Commissary/Supermarket/Grocery Store: Spouses by Member Paygrade.....	533
38B10u.3	Usage of Off Base Commissary/Supermarket/Grocery Store: Spouses by Gender and Member Location.....	534
38A11a.1	Availability of On Base Main Exchange/Department Store: Spouses by Member Service.....	535
38A11a.2	Availability of On Base Main Exchange/Department Store: Spouses by Member Paygrade.....	536
38A11a.3	Availability of On Base Main Exchange/Department Store: Spouses by Gender and Member Location.....	537
38A11u.1	Usage of On Base Main Exchange/Department Store: Spouses by Member Service.....	538

38A11u.2	Usage of On Base Main Exchange/Department Store: Spouses by Member Paygrade.....	539
38A11u.3	Usage of On Base Main Exchange/Department Store: Spouses by Gender and Member Location.....	540
38B11a.1	Availability of Off Base Main Exchange/Department Store: Spouses by Member Service.....	541
38B11a.2	Availability of Off Base Main Exchange/Department Store: Spouses by Member Paygrade.....	542
38B11a.3	Availability of Off Base Main Exchange/Department Store: Spouses by Gender and Member Location.....	543
38B11u.1	Usage of Off Base Main Exchange/Department Store: Spouses by Member Service.....	544
38B11u.2	Usage of Off Base Main Exchange/Department Store: Spouses by Member Paygrade.....	545
38B11u.3	Usage of Off Base Main Exchange/Department Store: Spouses by Gender and Member Location.....	546
38A12a.1	Availability of On Base Social Activities: Spouses by Member Service.....	547
38A12a.2	Availability of On Base Social Activities: Spouses by Member Paygrade.....	548
38A12a.3	Availability of On Base Social Activities: Spouses by Gender and Member Location.....	549
38A12u.1	Usage of On Base Social Activities: Spouses by Member Service.....	550
38A12u.2	Usage of On Base Social Activities: Spouses by Member Paygrade.....	551
38A12u.3	Usage of On Base Social Activities: Spouses by Gender and Member Location.....	552
38B12a.1	Availability of Off Base Social Activities: Spouses by Member Service.....	553
38B12a.2	Availability of Off Base Social Activities: Spouses by Member Paygrade.....	554
38B12a.3	Availability of Off Base Social Activities: Spouses by Gender and Member Location.....	555
38B12u.1	Usage of Off Base Social Activities: Spouses by Member Service.....	556
38B12u.2	Usage of Off Base Social Activities: Spouses by Member Paygrade.....	557
38B12u.3	Usage of Off Base Social Activities: Spouses by Gender and Member Location.....	558
38A13a.1	Availability of On Base Auto, Crafts and Hobby Shops: Spouses by Member Service.....	559
38A13a.2	Availability of On Base Auto, Crafts and Hobby Shops: Spouses by Member Paygrade.....	560
38A13a.3	Availability of On Base Auto, Crafts and Hobby Shops: Spouses by Gender and Member Location.....	561
38A13u.1	Usage of On Base Auto, Crafts and Hobby Shops: Spouses by Member Service.....	562
38A13u.2	Usage of On Base Auto, Crafts and Hobby Shops: Spouses by Member Paygrade.....	563

38A13u.3	Usage of On Base Auto, Crafts and Hobby Shops: Spouses by Gender and Member Location.....	564
38B13a.1	Availability of Off Base Auto, Crafts and Hobby Shops: Spouses by Member Service.....	565
38B13a.2	Availability of Off Base Auto, Crafts and Hobby Shops: Spouses by Member Paygrade.....	566
38B13a.3	Availability of Off Base Auto, Crafts and Hobby Shops: Spouses by Gender and Member Location.....	567
38B13u.1	Usage of Off Base Auto, Crafts and Hobby Shops: Spouses by Member Service.....	568
38B13u.2	Usage of Off Base Auto, Crafts and Hobby Shops: Spouses by Member Paygrade.....	569
38B13u.3	Usage of Off Base Auto, Crafts and Hobby Shops: Spouses by Gender and Member Location.....	570
39a.1	Use of Adult Continuing Education/Counseling During Past 12 Months: Spouses by Member Service.....	571
39a.2	Use of Adult Continuing Education/Counseling During Past 12 Months: Spouses by Member Paygrade.....	572
39a.3	Use of Adult Continuing Education/Counseling During Past 12 Months: Spouses by Gender and Member Location.....	573
39b.1	Use of Tuition Assistance Programs for College/Higher Education During Past 12 Months: Spouses by Member Service.....	574
39b.2	Use of Tuition Assistance Programs for College/Higher Education During Past 12 Months: Spouses by Member Paygrade.....	575
39b.3	Use of Tuition Assistance Programs for College/Higher Education During Past 12 Months: Spouses by Gender and Member Location.....	576
39c.1	Use of Technical/Vocational Programs During Past 12 Months: Spouses by Member Service.....	577
39c.2	Use of Technical/Vocational Programs During Past 12 Months: Spouses by Member Paygrade.....	578
39c.3	Use of Technical/Vocational Programs During Past 12 Months: Spouses by Gender and Member Location.....	579
39d.1	Use of Basic Skills Education During Past 12 Months: Spouses by Member Service.....	580
39d.2	Use of Basic Skills Education During Past 12 Months: Spouses by Member Paygrade.....	581
39d.3	Use of Basic Skills Education During Past 12 Months: Spouses by Gender and Member Location.....	582
40.1	Current Occupation: Spouses by Member Service.....	583
40.2	Current Occupation: Spouses by Member Paygrade.....	585
40.3	Current Occupation: Spouses by Gender and Member Location.....	587

40CPSa.1	Spouse CPS Employment Variable: Spouses by Member Service.....	589
40CPSa.2	Spouse CPS Employment Variable: Spouses by Member Paygrade.....	590
40CPSa.3	Spouse CPS Employment Variable: Spouses by Gender and Member Location.....	591
40CPSb.1	Full Unemployment Rate: Spouses by Member Service.....	592
40CPSb.2	Full Unemployment Rate: Spouses by Member Paygrade.....	593
40CPSb.3	Full Unemployment Rate: Spouses by Gender and Member Location.....	594
41.1	Any Work Done Last Week for Pay or Profit: Spouses by Member Service.....	595
41.2	Any Work Done Last Week for Pay or Profit: Spouses by Member Paygrade.....	596
41.3	Any Work Done Last Week for Pay or Profit: Spouses by Gender and Member Location.....	597
42.1	Layoff From a Job Last Week: Spouses by Member Service.....	598
42.2	Layoff From a Job Last Week: Spouses by Member Paygrade.....	599
42.3	Layoff From a Job Last Week: Spouses by Gender and Member Location.....	600
43.1	Temporarily Absent From a Job or Business Last Week: Spouses by Member Service.....	601
43.2	Temporarily Absent From a Job or Business Last Week: Spouses by Member Paygrade.....	602
43.3	Temporarily Absent From a Job or Business Last Week: Spouses by Gender and Member Location.....	603
44.1	After Layoff Will Be Recalled to Work Within Next 6 Months or Given Date to Return to Work: Spouses by Member Service.....	604
44.2	After Layoff Will Be Recalled to Work Within Next 6 Months or Given Date to Return to Work: Spouses by Member Paygrade.....	605
44.3	After Layoff Will Be Recalled to Work Within Next 6 Months or Given Date to Return to Work: Spouses by Gender and Member Location.....	606
45.1	Looking for Work During Last 4 Weeks: Spouses by Member Service.....	607
45.2	Looking for Work During Last 4 Weeks: Spouses by Member Paygrade.....	608
45.3	Looking for Work During Last 4 Weeks: Spouses by Gender and Member Location.....	609
46.1	Could Have Started a Job Last Week If Offered One or Returned to Work If Recalled: Spouses by Member Service.....	610

46.2	Could Have Started a Job Last Week If Offered One or Returned to Work If Recalled: Spouses by Member Paygrade.....	611
46.3	Could Have Started a Job Last Week If Offered One or Returned to Work If Recalled: Spouses by Gender and Member Location.....	612
47.1	Currently Hold a Job or Work at Own Business: Spouses by Member Service.....	613
47.2	Currently Hold a Job or Work at Own Business: Spouses by Member Paygrade.....	614
47.3	Currently Hold a Job or Work at Own Business: Spouses by Gender and Member Location.....	615
48.1	Currently Looking for Employment or Want or Need to Work: Spouses by Member Service.....	616
48.2	Currently Looking for Employment or Want or Need to Work: Spouses by Member Paygrade.....	617
48.3	Currently Looking for Employment or Want or Need to Work: Spouses by Gender and Member Location.....	618
49.1	Length of Time Taken to Find Current Primary Job: Spouses by Member Service.....	619
49.2	Length of Time Taken to Find Current Primary Job: Spouses by Member Paygrade.....	620
49.3	Length of Time Taken to Find Current Primary Job: Spouses by Gender and Member Location.....	621
50.1	Length of Time in Current Primary Job: Spouses by Member Service.....	622
50.2	Length of Time in Current Primary Job: Spouses by Member Paygrade.....	623
50.3	Length of Time in Current Primary Job: Spouses by Gender and Member Location.....	624
51.1	Degree of Match Between Qualifications and Work in Current Primary Job: Spouses by Member Service.....	625
51.2	Degree of Match Between Qualifications and Work in Current Primary Job: Spouses by Member Paygrade.....	626
51.3	Degree of Match Between Qualifications and Work in Current Primary Job: Spouses by Gender and Member Location.....	627
52.1	Extent That Current Primary Job Allows Use of Skills and Training: Spouses by Member Service.....	628
52.2	Extent That Current Primary Job Allows Use of Skills and Training: Spouses by Member Paygrade.....	629
52.3	Extent That Current Primary Job Allows Use of Skills and Training: Spouses by Gender and Member Location.....	630
53.1	Method of Finding Current Primary Job: Spouses by Member Service.....	631
53.2	Method of Finding Current Primary Job: Spouses by Member Paygrade.....	633

53.3	Method of Finding Current Primary Job: Spouses by Gender and Member Location.....	635
54.1	Contribution of Income From Job(s) to Total Monthly Gross Household Income: Spouses by Member Service.....	637
54.2	Contribution of Income From Job(s) to Total Monthly Gross Household Income: Spouses by Member Paygrade.....	638
54.3	Contribution of Income From Job(s) to Total Monthly Gross Household Income: Spouses by Gender and Member Location.....	639
55.1	Hours Per Week Spent Working at Job(s) or Own Business: Spouses by Member Service.....	640
55.2	Hours Per Week Spent Working at Job(s) or Own Business: Spouses by Member Paygrade.....	641
55.3	Hours Per Week Spent Working at Job(s) or Own Business: Spouses by Gender and Member Location.....	642
56a.1	Importance of Reasons Why Work, Want to Work, or Need to Work--Need Money for Basic Family Expenses: Spouses by Member Service.....	643
56a.2	Importance of Reasons Why Works, Want to Work, or Need to Work--Need Money for Basic Family Expenses: Spouses by Member Paygrade.....	644
56a.3	Importance of Reasons Why Work, Want to Work, or Need to Work--Need Money for Basic Family Expenses: Spouses by Gender and Member Location.....	645
56b.1	Importance of Reasons Why Work, Want to Work, or Need to Work--Desire for Career: Spouses by Member Service.....	646
56b.2	Importance of Reasons Why Work, Want to Work, or Need to Work--Desire for Career: Spouses by Member Paygrade.....	647
56b.3	Importance of Reasons Why Work, Want to Work, or Need to Work--Desire for Career: Spouses by Gender and Member Location.....	648
56c.1	Importance of Reasons Why Work, Want to Work, or Need to Work--Want Extra Money to Use Now: Spouses by Member Service.....	649
56c.2	Importance of Reasons Why Work, Want to Work, or Need to Work--Want Extra Money to Use Now: Spouses by Member Paygrade.....	650
56c.3	Importance of Reasons Why Work, Want to Work, or Need to Work--Want Extra Money to Use Now: Spouses by Gender and Member Location.....	651

56d.1	Importance of Reasons Why Work, Want to Work, or Need to Work--Want to Save Money for Future: Spouses by Member Service.....	652
56d.2	Importance of Reasons Why Work, Want to Work, or Need to Work--Want to Save Money for Future: Spouses by Member Paygrade.....	653
56d.3	Importance of Reasons Why Work, Want to Work, or Need to Work--Want to Save Money for Future: Spouses by Gender and Member Location.....	654
56e.1	Importance of Reasons Why Work, Want to Work, or Need to Work--Want Independence: Spouses by Member Service.....	655
56e.2	Importance of Reasons Why Work, Want to Work, or Need to Work--Want Independence: Spouses by Member Paygrade.....	656
56e.3	Importance of Reasons Why Work, Want to Work, or Need to Work--Want Independence: Spouses by Gender and Member Location.....	657
56f.1	Importance of Reasons Why Work, Want to Work, or Need to Work--Enjoy Working: Spouses by Member Service.....	658
56f.2	Importance of Reasons Why Work, Want to Work, or Need to Work--Enjoy Working: Spouses by Member Paygrade.....	659
56f.3	Importance of Reasons Why Work, Want to Work, or Need to Work--Enjoy Working: Spouses by Gender and Member Location.....	660
56g.1	Importance of Reasons Why Work, Want to Work, or Need to Work--Want to Gain Experience for Future Career: Spouses by Member Service.....	661
56g.2	Importance of Reasons Why Work, Want to Work, or Need to Work--Want to Gain Experience for Future Career: Spouses by Member Paygrade.....	662
56g.3	Importance of Reasons Why Work, Want to Work, or Need to Work--Want to Gain Experience for Future Career: Spouses by Gender and Member Location.....	663
57a.1	Degree of Problems in Looking For or Holding a Job--Finding Quality Childcare: Spouses by Member Service.....	664
57a.2	Degree of Problems in Looking For or Holding a Job--Finding Quality Childcare: Spouses by Member Paygrade.....	665
57a.3	Degree of Problems in Looking For or Holding a Job--Finding Quality Childcare: Spouses by Gender and Member Location.....	666

57b.1	Degree of Problems in Looking For or Holding a Job--Finding Affordable Childcare: Spouses by Member Service.....	667
57b.2	Degree of Problems in Looking For or Holding a Job--Finding Affordable Childcare: Spouses by Member Paygrade.....	668
57b.3	Degree of Problems in Looking For or Holding a Job--Finding Affordable Childcare: Spouses by Gender and Member Location.....	669
57c.1	Degree of Problems in Looking For or Holding a Job--Arranging Transportation To and From Work: Spouses by Member Service.....	670
57c.2	Degree of Problems in Looking For or Holding a Job--Arranging Transportation To and From Work: Spouses by Member Paygrade.....	671
57c.3	Degree of Problems in Looking For or Holding a Job--Arranging Transportation To and From Work: Spouses by Gender and Member Location.....	672
57d.1	Degree of Problems in Looking For or Holding a Job--Commuting Time: Spouses by Member Service.....	673
57d.2	Degree of Problems in Looking For or Holding a Job--Commuting Time: Spouses by Member Paygrade.....	674
57d.3	Degree of Problems in Looking For or Holding a Job--Commuting Time: Spouses by Gender and Member Location.....	675
57e.1	Degree of Problems in Looking For or Holding a Job--Being Overqualified for Available Jobs: Spouses by Member Service.....	676
57e.2	Degree of Problems in Looking For or Holding a Job--Being Overqualified for Available Jobs: Spouses by Member Paygrade.....	677
57e.3	Degree of Problems in Looking For or Holding a Job--Being Overqualified for Available Jobs: Spouses by Gender and Member Location.....	678
57f.1	Degree of Problems in Looking For or Holding a Job--Lack of Skills or Training for Available Jobs: Spouses by Member Service.....	679
57f.2	Degree of Problems in Looking For or Holding a Job--Lack of Skills or Training for Available Jobs: Spouses by Member Paygrade.....	680
57f.3	Degree of Problems in Looking For or Holding a Job--Lack of Skills or Training for Available Jobs: Spouses by Gender and Member Location.....	681

57g.1	Degree of Problems in Looking For or Holding a Job--Conflicts Between Work and Parental or Family Responsibilities: Spouses by Member Service.....	682
57g.2	Degree of Problems in Looking For or Holding a Job--Conflicts Between Work and Parental or Family Responsibilities: Spouses by Member Paygrade.....	683
57g.3	Degree of Problems in Looking For or Holding a Job--Conflicts Between Work and Parental or Family Responsibilities: Spouses by Gender and Member Location.....	684
57h.1	Degree of Problems in Looking For or Holding a Job--Difficulty Finding Job With Acceptable Salary: Spouses by Member Service.....	685
57h.2	Degree of Problems in Looking For or Holding a Job--Difficulty Finding Job With Acceptable Salary: Spouses by Member Paygrade.....	686
57h.3	Degree of Problems in Looking For or Holding a Job--Difficulty Finding Job With Acceptable Salary: Spouses by Gender and Member Location.....	687
57i.1	Degree of Problems in Looking For or Holding a Job--Difficulty Finding Job Relevant to Career Aspirations: Spouses by Member Service.....	688
57i.2	Degree of Problems in Looking For or Holding a Job--Difficulty Finding Job Relevant to Career Aspirations: Spouses by Member Paygrade.....	689
57i.3	Degree of Problems in Looking For or Holding a Job--Difficulty Finding Job Relevant to Career Aspirations: Spouses by Gender and Member Location.....	690
57j.1	Degree of Problems in Looking For or Holding a Job--Member's Opposition to Spouse Working: Spouses by Member Service.....	691
57j.2	Degree of Problems in Looking For or Holding a Job--Member's Opposition to Spouse Working: Spouses by Member Paygrade.....	692
57j.3	Degree of Problems in Looking For or Holding a Job--Member's Opposition to Spouse Working: Spouses by Gender and Member Location.....	693
57k.1	Degree of Problems in Looking For or Holding a Job--Employers Reluctant to Hire Military Spouses: Spouses by Member Service.....	694
57k.2	Degree of Problems in Looking For or Holding a Job--Employers Reluctant to Hire Military Spouses: Spouses by Member Paygrade.....	695
57k.3	Degree of Problems in Looking For or Holding a Job--Employers Reluctant to Hire Military Spouses: Spouses by Gender and Member Location.....	696

58.1	Ever Worked, Even for a Few Days: Spouses by Member Service.....	697
58.2	Ever Worked, Even for a Few Days: Spouses by Member Paygrade.....	698
58.3	Ever Worked, Even for a Few Days: Spouses by Gender and Member Location.....	699
59.1	Best Description of Current Chief Job Activity or Business: Spouses by Member Service.....	700
59.2	Best Description of Current Chief Job Activity or Business: Spouses by Member Paygrade.....	702
59.3	Best Description of Current Chief Job Activity or Business: Spouses by Gender and Member Location.....	704
60.1	Worked at a Job or Business Any Time During 1998: Spouses by Member Service.....	706
60.2	Worked at a Job or Business Any Time During 1998: Spouses by Member Paygrade.....	707
60.3	Worked at a Job or Business Any Time During 1998: Spouses by Gender and Member Location.....	708
61.1	Total Weeks Worked During 1998: Spouses by Member Service.....	709
61.2	Total Weeks Worked During 1998: Spouses by Member Paygrade.....	710
61.3	Total Weeks Worked During 1998: Spouses by Gender and Member Location.....	711
62.1	Usual Hours Worked Each Week During 1998: Spouses by Member Service.....	712
62.2	Usual Hours Worked Each Week During 1998: Spouses by Member Paygrade.....	713
62.3	Usual Hours Worked Each Week During 1998: Spouses by Gender and Member Location.....	714
63.1	Marketability of Work Skills: Spouses by Member Service.....	715
63.2	Marketability of Work Skills: Spouses by Member Paygrade.....	716
63.3	Marketability of Work Skills: Spouses by Gender and Member Location.....	717
64.1	Marital Status: Spouses by Member Service.....	718
64.2	Marital Status: Spouses by Member Paygrade.....	719
64.3	Marital Status: Spouses by Gender and Member Location.....	720
65.1	Years Married: Spouses by Member Service.....	721
65.2	Years Married: Spouses by Member Paygrade.....	722
65.3	Years Married: Spouses by Gender and Member Location.....	723
66.1	Number of Times Divorced: Spouses by Member Service.....	724

66.2	Number of Times Divorced: Spouses by Member Paygrade.....	725
66.3	Number of Times Divorced: Spouses by Gender and Member Location.....	726
67.1	Children in Residence From Previous Relationship: Spouses by Member Service.....	727
67.2	Children in Residence From Previous Relationship: Spouses by Member Paygrade.....	728
67.3	Children in Residence From Previous Relationship: Spouses by Gender and Member Location.....	729
68.1	Children or Other Legal Dependents: Spouses by Member Service.....	730
68.2	Children or Other Legal Dependents: Spouses by Member Paygrade.....	731
68.3	Children or Other Legal Dependents: Spouses by Gender and Member Location.....	732
69a.1	Number of Children or Other Legal Dependents Under 1 Year Old: Spouses by Member Service.....	733
69a.2	Number of Children or Other Legal Dependents Under 1 Year Old: Spouses by Member Paygrade.....	734
69a.3	Number of Children or Other Legal Dependents Under 1 Year Old: Spouses by Gender and Member Location.....	735
69b.1	Number of Children or Other Legal Dependents 1 Year to Under 2 Years Old: Spouses by Member Service.....	736
69b.2	Number of Children or Other Legal Dependents 1 Year to Under 2 Years Old: Spouses by Member Paygrade.....	737
69b.3	Number of Children or Other Legal Dependents 1 Year to Under 2 Years Old: Spouses by Gender and Member Location.....	738
69c.1	Number of Children or Other Legal Dependents 2-5 Years Old: Spouses by Member Service.....	739
69c.2	Number of Children or Other Legal Dependents 2-5 Years Old: Spouses by Member Paygrade.....	740
69c.3	Number of Children or Other Legal Dependents 2-5 Years Old: Spouses by Gender and Member Location.....	741
69d.1	Number of Children or Other Legal Dependents 6-13 Years Old: Spouses by Member Service.....	742
69d.2	Number of Children or Other Legal Dependents 6-13 Years Old: Spouses by Member Paygrade.....	743
69d.3	Number of Children or Other Legal Dependents 6-13 Years Old: Spouses by Gender and Member Location.....	744
69e.1	Number of Children or Other Legal Dependents 14-22 Years Old: Spouses by Member Service.....	745

69e.2	Number of Children or Other Legal Dependents 14-22 Years Old: Spouses by Member Paygrade.....	746
69e.3	Number of Children or Other Legal Dependents 14-22 Years Old: Spouses by Gender and Member Location.....	747
69f.1	Number of Children or Other Legal Dependents 23-64 Years Old: Spouses by Member Service.....	748
69f.2	Number of Children or Other Legal Dependents 23-64 Years Old: Spouses by Member Paygrade.....	749
69f.3	Number of Children or Other Legal Dependents 23-64 Years Old: Spouses by Gender and Member Location.....	750
69g.1	Number of Children or Other Legal Dependents 65 Years Old or Older: Spouses by Member Service.....	751
69g.2	Number of Children or Other Legal Dependents 65 Years Old or Older: Spouses by Member Paygrade.....	752
69g.3	Number of Children or Other Legal Dependents 65 Years Old or Older: Spouses by Gender and Member Location.....	753
70a.1	Number of Children or Other Legal Dependents Under 1 Year Old Who Live on Regular Basis at Member's Permanent Duty Station: Spouses by Member Service.....	754
70a.2	Number of Children or Other Legal Dependents Under 1 Year Old Who Live on Regular Basis at Member's Permanent Duty Station: Spouses by Member Paygrade.....	755
70a.3	Number of Children or Other Legal Dependents Under 1 Year Old Who Live on Regular Basis at Member's Permanent Duty Station: Spouses by Gender and Member Location.....	756
70b.1	Number of Children or Other Legal Dependents 1 Year to Under 2 Years Old Who Live on Regular Basis at Member's Permanent Duty Station: Spouses by Member Service.....	757
70b.2	Number of Children or Other Legal Dependents 1 Year to Under 2 Years Old Who Live on Regular Basis at Member's Permanent Duty Station: Spouses by Member Paygrade.....	758
70b.3	Number of Children or Other Legal Dependents 1 Year to Under 2 Years Old Who Live on Regular Basis at Member's Permanent Duty Station: Spouses by Gender and Member Location.....	759
70c.1	Number of Children or Other Legal Dependents 2-5 Years Old Who Live on Regular Basis at Member's Permanent Duty Station: Spouses by Member Service.....	760
70c.2	Number of Children or Other Legal Dependents 2-5 Years Old Who Live on Regular Basis at Member's Permanent Duty Station: Spouses by Member Paygrade.....	761
70c.3	Number of Children or Other Legal Dependents 2-5 Years Old Who Live on Regular Basis at Member's Permanent Duty Station: Spouses by Gender and Member Location.....	762

70d.1	Number of Children or Other Legal Dependents 6-13 Years Old Who Live on Regular Basis at Member's Permanent Duty Station: Spouses by Member Service.....	763
70d.2	Number of Children or Other Legal Dependents 6-13 Years Old Who Live on Regular Basis at Member's Permanent Duty Station: Spouses by Member Paygrade.....	764
70d.3	Number of Children or Other Legal Dependents 6-13 Years Old Who Live on Regular Basis at Member's Permanent Duty Station: Spouses by Gender and Member Location.....	765
70e.1	Number of Children or Other Legal Dependents 14-22 Years Old Who Live on Regular Basis at Member's Permanent Duty Station: Spouses by Member Service.....	766
70e.2	Number of Children or Other Legal Dependents 14-22 Years Old Who Live on Regular Basis at Member's Permanent Duty Station: Spouses by Member Paygrade.....	767
70e.3	Number of Children or Other Legal Dependents 14-22 Years Old Who Live on Regular Basis at Member's Permanent Duty Station: Spouses by Gender and Member Location.....	768
70f.1	Number of Children or Other Legal Dependents 23-64 Years Old Who Live on Regular Basis at Member's Permanent Duty Station: Spouses by Member Service.....	769
70f.2	Number of Children or Other Legal Dependents 23-64 Years Old Who Live on Regular Basis at Member's Permanent Duty Station: Spouses by Member Paygrade.....	770
70f.3	Number of Children or Other Legal Dependents 23-64 Years Old Who Live on Regular Basis at Member's Permanent Duty Station: Spouses by Gender and Member Location.....	771
70g.1	Number of Children or Other Legal Dependents 65 Years Old or Older Who Live on Regular Basis at Member's Permanent Duty Station: Spouses by Member Service.....	772
70g.2	Number of Children or Other Legal Dependents 65 Years Old or Older Who Live on Regular Basis at Member's Permanent Duty Station: Spouses by Member Paygrade.....	773
70g.3	Number of Children or Other Legal Dependents 65 Years Old or Older Who Live on Regular Basis at Member's Permanent Duty Station: Spouses by Gender and Member Location.....	774
71a.1	Number of Children or Other Legal Dependents Under 1 Year Old Who Live at Different Location Than Member's Permanent Duty Station: Spouses by Member Service.....	775
71a.2	Number of Children or Other Legal Dependents Under 1 Year Old Who Live at Different Location Than Member's Permanent Duty Station: Spouses by Member Paygrade.....	776
71a.3	Number of Children or Other Legal Dependents Under 1 Year Old Who Live at Different Location Than Member's Permanent Duty Station: Spouses by Gender and Member Location.....	777

71b.1	Number of Children or Other Legal Dependents 1 Year Old to Under 2 Years Old Who Live at Different Location Than Member's Permanent Duty Station: Spouses by Member Service.....	778
71b.2	Number of Children or Other Legal Dependents 1 Year Old to Under 2 Years Old Who Live at Different Location Than Member's Permanent Duty Station: Spouses by Member Paygrade.....	779
71b.3	Number of Children or Other Legal Dependents 1 Year Old to Under 2 Years Old Who Live at Different Location Than Member's Permanent Duty Station: Spouses by Gender and Member Location.....	780
71c.1	Number of Children or Other Legal Dependents 2-5 Years Old Who Live at Different Location Than Member's Permanent Duty Station: Spouses by Member Service.....	781
71c.2	Number of Children or Other Legal Dependents 2-5 Years Old Who Live at Different Location Than Member's Permanent Duty Station: Spouses by Member Paygrade.....	782
71c.3	Number of Children or Other Legal Dependents 2-5 Years Old Who Live at Different Location Than Member's Permanent Duty Station: Spouses by Gender and Member Location.....	783
71d.1	Number of Children or Other Legal Dependents 6-13 Years Old Who Live at Different Location Than Member's Permanent Duty Station: Spouses by Member Service.....	784
71d.2	Number of Children or Other Legal Dependents 6-13 Years Old Who Live at Different Location Than Member's Permanent Duty Station: Spouses by Member Paygrade.....	785
71d.3	Number of Children or Other Legal Dependents 6-13 Years Old Who Live at Different Location Than Member's Permanent Duty Station: Spouses by Gender and Member Location.....	786
71e.1	Number of Children or Other Legal Dependents 14-22 Years Old Who Live at Different Location Than Member's Permanent Duty Station: Spouses by Member Service.....	787
71e.2	Number of Children or Other Legal Dependents 14-22 Years Old Who Live at Different Location Than Member's Permanent Duty Station: Spouses by Member Paygrade.....	788
71e.3	Number of Children or Other Legal Dependents 14-22 Years Old Who Live at Different Location Than Member's Permanent Duty Station: Spouses by Gender and Member Location.....	789
71f.1	Number of Children or Other Legal Dependents 23-64 Years Old Who Live at Different Location Than Member's Permanent Duty Station: Spouses by Member Service.....	790
71f.2	Number of Children or Other Legal Dependents 23-64 Years Old Who Live at Different Location Than Member's Permanent Duty Station: Spouses by Member Paygrade.....	791
71f.3	Number of Children or Other Legal Dependents 23-64 Years Old Who Live at Different Location Than Member's Permanent Duty Station: Spouses by Gender and Member Location.....	792

71g.1	Number of Children or Other Legal Dependents 65 Years Old or Older Who Live at Different Location Than Member's Permanent Duty Station: Spouses by Member Service.....	793
71g.2	Number of Children or Other Legal Dependents 65 Years Old or Older Who Live at Different Location Than Member's Permanent Duty Station: Spouses by Member Paygrade.....	794
71g.3	Number of Children or Other Legal Dependents 65 Years Old or Older Who Live at Different Location Than Member's Permanent Duty Station: Spouses by Gender and Member Location.....	795
72.1	Childcare Arrangements Used During Last 12 Months: Spouses by Member Service.....	796
72.2	Childcare Arrangements Used During Last 12 Months: Spouses by Member Paygrade.....	798
72.3	Childcare Arrangements Used During Last 12 Months: Spouses by Gender and Member Location.....	800
73.1	Number of Children Who Use Childcare Arrangements: Spouses by Member Service.....	802
73.2	Number of Children Who Use Childcare Arrangements: Spouses by Member Paygrade.....	803
73.3	Number of Children Who Use Childcare Arrangements: Spouses by Gender and Member Location.....	804
74.1	Monthly Childcare Expenses: Spouses by Member Service.....	805
74.2	Monthly Childcare Expenses: Spouses by Member Paygrade.....	806
74.3	Monthly Childcare Expenses: Spouses by Gender and Member Location.....	807
75.1	Change in Childcare Arrangements During Past 12 Months: Spouses by Member Service.....	808
75.2	Change in Childcare Arrangements During Past 12 Months: Spouses by Member Paygrade.....	809
75.3	Change in Childcare Arrangements During Past 12 Months: Spouses by Gender and Member Location.....	810
76.1	Reasons for Change in Childcare Arrangements: Spouses by Member Service.....	811
76.2	Reasons for Change in Childcare Arrangements: Spouses by Member Paygrade.....	813
76.3	Reasons for Change in Childcare Arrangements: Spouses by Gender and Member Location.....	815
77.1	Lost Time From Work or School Due to Change in Childcare Arrangements: Spouses by Member Service.....	817
77.2	Lost Time From Work or School Due to Change in Childcare Arrangements: Spouses by Member Paygrade.....	818
77.3	Lost Time From Work or School Due to Change in Childcare Arrangements: Spouses by Gender and Member Location.....	819

78.1	Children Enrolled in School: Spouses by Member Service.....	820
78.2	Children Enrolled in School: Spouses by Member Paygrade.....	821
78.3	Children Enrolled in School: Spouses by Gender and Member Location.....	822
79.1	Type of School Youngest School Age Child Attends: Spouses by Member Service.....	823
79.2	Type of School Youngest School Age Child Attends: Spouses by Member Paygrade.....	824
79.3	Type of School Youngest School Age Child Attends: Spouses by Gender and Member Location.....	825
80.1	Hours Per Week Youngest School Age Child Spends in School: Spouses by Member Service.....	826
80.2	Hours Per Week Youngest School Age Child Spends in School: Spouses by Member Paygrade.....	827
80.3	Hours Per Week Youngest School Age Child Spends in School: Spouses by Gender and Member Location.....	828
81a.1	Quality of School Attended by Youngest School Age Child--Overall Academic Program: Spouses by Member Service.....	829
81a.2	Quality of School Attended by Youngest School Age Child--Overall Academic Program: Spouses by Member Paygrade.....	830
81a.3	Quality of School Attended by Youngest School Age Child--Overall Academic Program: Spouses by Gender and Member Location.....	831
81b.1	Quality of School Attended by Youngest School Age Child--Support Services: Spouses by Member Service.....	832
81b.2	Quality of School Attended by Youngest School Age Child--Support Services: Spouses by Member Paygrade.....	833
81b.3	Quality of School Attended by Youngest School Age Child--Support Services: Spouses by Gender and Member Location.....	834
81c.1	Quality of School Attended by Youngest School Age Child--Special Education Programs: Spouses by Member Service.....	835
81c.2	Quality of School Attended by Youngest School Age Child--Special Education Programs: Spouses by Member Paygrade.....	836
81c.3	Quality of School Attended by Youngest School Age Child--Special Education Programs: Spouses by Gender and Member Location.....	837

81d.1	Quality of School Attended by Youngest School Age Child--Physical Plant: Spouses by Member Service.....	838
81d.2	Quality of School Attended by Youngest School Age Child--Physical Plant: Spouses by Member Paygrade.....	839
81d.3	Quality of School Attended by Youngest School Age Child--Physical Plant: Spouses by Gender and Member Location.....	840
81e.1	Quality of School Attended by Youngest School Age Child--Availability of Extracurricular Activities: Spouses by Member Service.....	841
81e.2	Quality of School Attended by Youngest School Age Child--Availability of Extracurricular Activities: Spouses by Member Paygrade.....	842
81e.3	Quality of School Attended by Youngest School Age Child--Availability of Extracurricular Activities: Spouses by Gender and Member Location.....	843
81f.1	Quality of School Attended by Youngest School Age Child--Safety: Spouses by Member Service.....	844
81f.2	Quality of School Attended by Youngest School Age Child--Safety: Spouses by Member Paygrade.....	845
81f.3	Quality of School Attended by Youngest School Age Child--Safety: Spouses by Gender and Member Location.....	846
81g.1	Quality of School Attended by Youngest School Age Child--Overall: Spouses by Member Service.....	847
81g.2	Quality of School Attended by Youngest School Age Child--Overall: Spouses by Member Paygrade.....	848
81g.3	Quality of School Attended by Youngest School Age Child--Overall: Spouses by Gender and Member Location.....	849
82.1	Participation In Activities Related to Children's Education: Spouses by Member Service.....	850
82.2	Participation In Activities Related to Children's Education: Spouses by Member Paygrade.....	851
82.3	Participation In Activities Related to Children's Education: Spouses by Gender and Member Location.....	852
83.1	Children Who Receive Special Education or Early Intervention Services: Spouses by Member Service.....	853
83.2	Children Who Receive Special Education or Early Intervention Services: Spouses by Member Paygrade.....	854
83.3	Children Who Receive Special Education or Early Intervention Services: Spouses by Gender and Member Location.....	855
84.1	Child or Other Legal Dependent Enrolled in Exceptional Family Member/Coast Guard Special Needs Program: Spouses by Member Service.....	856

84.2	Child or Other Legal Dependent Enrolled in Exceptional Family Member/Coast Guard Special Needs Program: Spouses by Member Paygrade.....	857
84.3	Child or Other Legal Dependent Enrolled in Exceptional Family Member/Coast Guard Special Needs Program: Spouses by Gender and Member Location.....	858
85a.1	Satisfaction With Military Health Care for Family--Out-of-pocket Cost: Spouses by Member Service.....	859
85a.2	Satisfaction With Military Health Care for Family--Out-of-pocket Cost: Spouses by Member Paygrade.....	860
85a.3	Satisfaction With Military Health Care for Family--Out-of-pocket Cost: Spouses by Gender and Member Location.....	861
85b.1	Satisfaction With Military Health Care for Family--Skill of Physicians and Other Medical Providers: Spouses by Member Service.....	862
85b.2	Satisfaction With Military Health Care for Family--Skill of Physicians and Other Medical Providers: Spouses by Member Paygrade.....	863
85b.3	Satisfaction With Military Health Care for Family--Skill of Physicians and Other Medical Providers: Spouses by Gender and Member Location.....	864
85c.1	Satisfaction With Military Health Care for Family--Availability of Specialists: Spouses by Member Service.....	865
85c.2	Satisfaction With Military Health Care for Family--Availability of Specialists: Spouses by Member Paygrade.....	866
85c.3	Satisfaction With Military Health Care for Family--Availability of Specialists: Spouses by Gender and Member Location.....	867
85d.1	Satisfaction With Military Health Care for Family--Ability to Get Appointments: Spouses by Member Service.....	868
85d.2	Satisfaction With Military Health Care for Family--Ability to Get Appointments: Spouses by Member Paygrade.....	869
85d.3	Satisfaction With Military Health Care for Family--Ability to Get Appointments: Spouses by Gender and Member Location.....	870
85e.1	Satisfaction With Military Health Care for Family--Waiting Time in Clinic: Spouses by Member Service.....	871
85e.2	Satisfaction With Military Health Care for Family--Waiting Time in Clinic: Spouses by Member Paygrade.....	872
85e.3	Satisfaction With Military Health Care for Family--Waiting Time in Clinic: Spouses by Gender and Member Location.....	873

85f.1	Satisfaction With Military Health Care for Family--Overall Quality: Spouses by Member Service.....	874
85f.2	Satisfaction With Military Health Care for Family--Overall Quality: Spouses by Member Paygrade.....	875
85f.3	Satisfaction With Military Health Care for Family--Overall Quality: Spouses by Gender and Member Location.....	876
85g.1	Satisfaction With Military Health Care for Family--Administrative Requirements: Spouses by Member Service.....	877
85g.2	Satisfaction With Military Health Care for Family--Administrative Requirements: Spouses by Member Paygrade.....	878
85g.3	Satisfaction With Military Health Care for Family--Administrative Requirements: Spouses by Gender and Member Location.....	879
86.1	Health Conditions of Family Members in Residence: Spouses by Member Service.....	880
86.2	Health Conditions of Family Members in Residence: Spouses by Member Paygrade.....	881
86.3	Health Conditions of Family Members in Residence: Spouses by Gender and Member Location.....	882
87.1	Health Conditions of Family Members in Residence That Require Use of Wheelchair, Limited Use of Steps, or Architectural/Housing Modifications: Spouses by Member Service.....	883
87.2	Health Conditions of Family Members in Residence That Require Use of Wheelchair, Limited Use of Steps, or Architectural/Housing Modifications: Spouses by Member Paygrade.....	884
87.3	Health Conditions of Family Members in Residence That Require Use of Wheelchair, Limited Use of Steps, or Architectural/Housing Modifications: Spouses by Gender and Member Location.....	885
88.1	Caregiver Responsibility for Elderly Family Member: Spouses by Member Service.....	886
88.2	Caregiver Responsibility for Elderly Family Member: Spouses by Member Paygrade.....	887
88.3	Caregiver Responsibility for Elderly Family Member: Spouses by Gender and Member Location.....	888
89.1	Number of Elderly Family Members Under Caregiver Responsibility: Spouses by Member Service.....	889
89.2	Number of Elderly Family Members Under Caregiver Responsibility: Spouses by Member Paygrade.....	890
89.3	Number of Elderly Family Members Under Caregiver Responsibility: Spouses by Gender and Member Location.....	891
90.1	Time Lost From Work Due to Eldercare Responsibilities: Spouses by Member Service.....	892

90.2	Time Lost From Work Due to Eldercare Responsibilities: Spouses by Member Paygrade.....	893
90.3	Time Lost From Work Due to Eldercare Responsibilities: Spouses by Gender and Member Location.....	894
91.1	Relatives That Have Served on Active Duty: Spouses by Member Service.....	895
91.2	Relatives That Have Served on Active Duty: Spouses by Member Paygrade.....	896
91.3	Relatives That Have Served on Active Duty: Spouses by Gender and Member Location.....	897
92.1	Sources of Income or Financial Support Received During Past 12 Months: Spouses by Member Service.....	898
92.2	Sources of Income or Financial Support Received During Past 12 Months: Spouses by Member Paygrade.....	900
92.3	Sources of Income or Financial Support Received During Past 12 Months: Spouses by Gender and Member Location.....	902
93.1	Total Monthly Household Income From All Sources: Spouses by Member Service.....	904
93.2	Total Monthly Household Income From All Sources: Spouses by Member Paygrade.....	906
93.3	Total Monthly Household Income From All Sources: Spouses by Gender and Member Location.....	908
94.1	Total Amount of Savings: Spouses by Member Service.....	910
94.2	Total Amount of Savings: Spouses by Member Paygrade.....	912
94.3	Total Amount of Savings: Spouses by Gender and Member Location.....	914
95.1	Payment of Child Support: Spouses by Member Service.....	916
95.2	Payment of Child Support: Spouses by Member Paygrade.....	917
95.3	Payment of Child Support: Spouses by Gender and Member Location.....	918
96.1	Total Amount Paid for Rent or Mortgage Last Month: Spouses by Member Service.....	919
96.2	Total Amount Paid for Rent or Mortgage Last Month: Spouses by Member Paygrade.....	920
96.3	Total Amount Paid for Rent or Mortgage Last Month: Spouses by Gender and Member Location.....	921
97.1	Total Amount Paid Last Month for All Loans and Leases on Cars, Trucks, or Motorcycles: Spouses by Member Service.....	922
97.2	Total Amount Paid Last Month for All Loans and Leases on Cars, Trucks, or Motorcycles: Spouses by Member Paygrade.....	923

97.3	Total Amount Paid Last Month for All Loans and Leases on Cars, Trucks, or Motorcycles: Spouses by Gender and Member Location.....	924
98.1	Total Amount of Payments Made Last Month to Cover Personal Unsecured Debt: Spouses by Member Service.....	925
98.2	Total Amount of Payments Made Last Month to Cover Personal Unsecured Debt: Spouses by Member Paygrade.....	926
98.3	Total Amount of Payments Made Last Month to Cover Personal Unsecured Debt: Spouses by Gender and Member Location.....	927
99.1	Total Amount Owed on Personal Unsecured Debt After Last Payment: Spouses by Member Service.....	928
99.2	Total Amount Owed on Personal Unsecured Debt After Last Payment: Spouses by Member Paygrade.....	930
99.3	Total Amount Owed on Personal Unsecured Debt After Last Payment: Spouses by Gender and Member Location.....	932
100.1	Description of Financial Condition: Spouses by Member Service.....	934
100.2	Description of Financial Condition: Spouses by Member Paygrade.....	935
100.3	Description of Financial Condition: Spouses by Gender and Member Location.....	936
101.1	Description of Saving Habits: Spouses by Member Service.....	937
101.2	Description of Saving Habits: Spouses by Member Paygrade.....	938
101.3	Description of Saving Habits: Spouses by Gender and Member Location.....	939
102.1	Financial Difficulties in Past 12 Months: Spouses by Member Service.....	940
102.2	Financial Difficulties in Past 12 Months: Spouses by Member Paygrade.....	942
102.3	Financial Difficulties in Past 12 Months: Spouses by Gender and Member Location.....	944
103.1	Gender: Spouses by Member Service.....	946
103.2	Gender: Spouses by Member Paygrade.....	947
103.3	Gender: Spouses by Gender and Member Location.....	948
104.1	Age on Last Birthday: Spouses by Member Service.....	949
104.2	Age on Last Birthday: Spouses by Member Paygrade.....	950
104.3	Age on Last Birthday: Spouses by Gender and Member Location.....	951

105.1 Highest Degree or Level of School Completed: Spouses by Member Service..... 952

105.2 Highest Degree or Level of School Completed: Spouses by Member Paygrade..... 953

105.3 Highest Degree or Level of School Completed: Spouses by Gender and Member Location..... 954

106.1 Type of Non-Military School Attending: Spouses by Member Service..... 955

106.2 Type of Non-Military School Attending: Spouses by Member Paygrade..... 956

106.3 Type of Non-Military School Attending: Spouses by Gender and Member Location..... 957

107.1 Citizenship: Spouses by Member Service..... 958

107.2 Citizenship: Spouses by Member Paygrade..... 959

107.3 Citizenship: Spouses by Gender and Member Location..... 960

108.1 English as a Second Language: Spouses by Member Service..... 961

108.2 English as a Second Language: Spouses by Member Paygrade..... 962

108.3 English as a Second Language: Spouses by Gender and Member Location..... 963

109-110.1 Hispanic or Latino and Race: Spouses by Member Service..... 964

109-110.2 Hispanic or Latino and Race: Spouses by Member Paygrade..... 967

109-110.3 Hispanic or Latino and Race: Spouses by Gender and Member Location..... 970

Table 38A1a.1
Availability of On Base Fitness Center/Gym: Spouses by Member Service.

	Total	DoD					Coast Guard
		Army	Navy	Marine Corps	Air Force		
Estimated Population							
Not Applicable							
Not Responding on Item	11,563	5,302	2,764	1,406	1,482	610	
Responding on Item	661,192	226,763	163,131	60,236	193,721	17,342	
Available	94.1 (93.6,94.5)	92.8 (91.9,93.6)	94.5 (93.5,95.3)	94.5 (93.4,95.5)	97.0 (96.2,97.6)	73.0 (70.2,75.5)	
Not Available	5.9 (5.5,6.4)	7.2 (6.4,8.1)	5.5 (4.7,6.5)	5.5 (4.5,6.6)	3.0 (2.4,3.8)	27.0 (24.5,29.8)	

38A1. On average during a month, how often do you and/or your family members (child, children, or other legal dependents) use the following on base programs, facilities, or services?: Fitness Center/Gym

Table 38A1a.2
Availability of On Base Fitness Center/Gym: Spouses by Member Paygrade.

	Enlisted						Warrant Officers		Officers	
	E1-E3	E4	E5-E6	E7-E9	W1-W5	O1-O3	O4-O6			
Estimated Population										
Not Applicable										
Not Responding on Item	402	1,322	4,341	3,051	311	670	1,466			
Responding on Item	30,361	89,317	279,043	120,283	13,576	58,913	69,700			
Available	96.5 (95.5,97.2)	98.0 (97.4,98.5)	93.9 (93.2,94.6)	91.7 (90.5,92.7)	92.6 (90.9,94.0)	94.4 (93.2,95.4)	92.6 (91.1,93.8)			
Not Available	3.5 (2.8,4.5)	2.0 (1.5,2.6)	6.1 (5.4,6.8)	8.3 (7.3,9.5)	7.5 (6.1,9.2)	5.6 (4.6,6.8)	7.4 (6.2,8.9)			

38A1. On average during a month, how often do you and/or your family members (child, children, or other legal dependents) use the following on base programs, facilities, or services?: Fitness Center/Gym

Table 38A1a.3
Availability of On Base Fitness Center/Gym: Spouses by Gender and Member Location.

	Gender		Member Location		
	Male	Female	50 States or District of Columbia	Overseas, American Samoa, Guam, US Virgin Islands, Puerto Rico	
Estimated Population					
Not Applicable					
Not Responding on Item	753	10,810	9,928	1,634	
Responding on Item	58,376	602,816	563,620	97,559	
Available	94.8 (93.3,96.0)	94.0 (93.5,94.5)	93.7 (93.1,94.2)	96.2 (95.3,96.9)	
Not Available	5.2 (4.0,6.7)	6.0 (5.5,6.5)	6.3 (5.8,6.9)	3.8 (3.1,4.7)	

38A1. On average during a month, how often do you and/or your family members (child, children, or other legal dependents) use the following on base programs, facilities, or services?: Fitness Center/Gym

Table 38A1u.1
Usage of On Base Fitness Center/Gym: Spouses by Member Service.

	Total	DoD					Coast Guard
		Army	Navy	Marine Corps	Air Force		
Estimated Population	Total	Total	Army	Navy	Marine Corps	Air Force	Coast Guard
Not Applicable	50,836	45,539	21,675	11,795	4,702	7,367	5,297
Not Responding on Item	621,919	609,264	210,390	154,099	56,939	187,835	12,655
Responding on Item	46.5	46.2	45.7	54.4	43.3	41.0	60.9
	(45.3,47.7)	(45.0,47.5)	(43.8,47.7)	(52.2,56.5)	(40.7,45.9)	(39.3,42.6)	(57.6,64.1)
1-5 times	21.4	21.4	22.0	20.8	20.7	21.4	19.2
	(20.4,22.3)	(20.5,22.4)	(20.5,23.5)	(18.9,22.8)	(18.7,22.8)	(19.9,23.1)	(16.6,22.1)
6-10 times	8.3	8.3	7.8	8.0	9.6	8.6	6.2
	(7.8,8.7)	(7.8,8.8)	(7.0,8.8)	(7.1,9.1)	(8.3,11.1)	(7.7,9.6)	(4.9,7.7)
11-15 times	7.3	7.4	6.5	5.3	8.2	9.9	3.0*
	(6.8,7.8)	(6.9,7.9)	(5.6,7.4)	(4.6,6.2)	(7.0,9.6)	(8.8,11.2)	(2.1,4.2)
16-20 times	5.9	5.9	6.2	3.8	6.0	7.4	4.4*
	(5.3,6.5)	(5.3,6.6)	(5.0,7.7)	(3.0,4.6)	(5.0,7.1)	(6.4,8.5)	(3.1,6.4)
21-25 times	4.5	4.6	4.3	3.3	4.6	5.8	2.3*
	(4.2,4.9)	(4.2,4.9)	(3.7,5.1)	(2.7,4.1)	(3.7,5.6)	(4.9,6.9)	(1.5,3.5)
26 times or more	6.2	6.2	7.5	4.4	7.7	5.8	4.0*
	(5.5,6.9)	(5.6,6.9)	(6.1,9.1)	(3.8,5.1)	(6.4,9.2)	(5.0,6.8)	(2.9,5.5)

* Low precision or cell size between 30 and 59.

Table 38A1u.2
Usage of On Base Fitness Center/Gym: Spouses by Member Paygrade.

	Enlisted					Warrant Officers	Officers	
	E1-E3	E4	E5-E6	E7-E9	W1-W5		O1-O3	O4-O6
Estimated Population								
Not Applicable								
Not Responding on Item	1,477	3,079	21,267	13,069	1,323	3,982	6,639	
Responding on Item	29,285	87,559	262,116	110,265	12,564	55,601	64,527	
0 times	42.9 (40.0,45.9)	42.0 (39.3,44.8)	47.0 (44.9,49.1)	47.0 (44.7,49.2)	51.7 (48.4,55.0)	44.4 (41.6,47.3)	52.6 (50.0,55.1)	
1-5 times	26.5 (23.9,29.3)	24.3 (22.3,26.5)	21.9 (20.3,23.5)	20.9 (19.2,22.7)	19.1 (16.8,21.7)	18.6 (16.6,20.9)	16.6 (14.6,18.7)	
6-10 times	10.4 (8.6,12.6)	9.4 (8.2,10.7)	8.3 (7.6,9.1)	6.3 (5.4,7.4)	7.6 (5.7,10.0)	9.7 (8.2,11.5)	7.8 (6.5,9.3)	
11-15 times	6.1 (4.8,7.8)	6.5 (5.3,7.9)	6.8 (6.0,7.7)	8.1 (6.6,9.9)	7.7 (6.0,9.9)	8.3 (6.8,10.1)	8.7 (7.2,10.4)	
16-20 times	5.7 (4.4,7.4)	5.4 (4.2,6.9)	6.0 (5.0,7.2)	5.5 (4.6,6.6)	5.9 (4.5,7.7)	8.1 (6.6,9.9)	5.2 (4.1,6.5)	
21-25 times	3.5* (2.5,4.8)	6.0 (4.9,7.4)	4.0 (3.4,4.7)	4.6 (3.8,5.7)	3.9* (2.7,5.5)	5.8 (4.8,7.1)	3.8 (2.9,4.9)	
26 times or more	4.8* (3.6,6.4)	6.4 (5.1,8.2)	6.1 (5.2,7.2)	7.6 (6.1,9.2)	4.1* (3.0,5.8)	5.0 (3.8,6.5)	5.5 (4.3,6.9)	

* Low precision or cell size between 30 and 59.

Table 38A1u.3
Usage of On Base Fitness Center/Gym: Spouses by Gender and Member Location.

	Gender		Member Location		
	Male	Female	50 States or District of Columbia	Overseas, American Samoa, Guam, US Virgin Islands, Puerto Rico	
Estimated Population					
Not Applicable					
Not Responding on Item	3,788	47,049	45,495	5,341	
Responding on Item	55,341	566,577	528,053	93,852	
0 times	30.9 (27.0,35.2)	48.1 (46.9,49.2)	49.2 (48.0,50.4)	31.5 (29.0,34.0)	
1-5 times	24.5 (21.3,28.0)	21.1 (20.2,22.0)	21.0 (20.0,22.0)	23.4 (21.5,25.5)	
6-10 times	10.9 (8.8,13.5)	8.0 (7.6,8.4)	7.9 (7.4,8.4)	10.3 (9.0,11.9)	
11-15 times	10.0 (8.0,12.5)	7.1 (6.5,7.6)	6.8 (6.3,7.4)	10.1 (8.6,12.0)	
16-20 times	8.8 (6.9,11.1)	5.6 (5.1,6.2)	5.5 (5.0,6.2)	8.0 (6.7,9.5)	
21-25 times	7.6 (5.4,10.4)	4.2 (3.9,4.6)	3.9 (3.6,4.3)	7.7 (6.5,9.1)	
26 times or more	7.3 (5.7,9.5)	6.0 (5.4,6.8)	5.7 (5.0,6.4)	9.0 (7.7,10.5)	

38A1. On average during a month, how often do you and/or your family members (child, children, or other legal dependents) use the following on base programs, facilities, or services?: Fitness Center/Gym

Table 38B1a.1
Availability of Off Base Fitness Center/Gym: Spouses by Member Service.

	Total	DoD					Coast Guard
		Total	Army	Navy	Marine Corps	Air Force	
Estimated Population							
Not Applicable							
Not Responding on Item	53,971	52,895	18,611	11,944	5,229	17,111	1,076
Responding on Item	618,784	601,908	213,454	153,951	56,412	178,092	16,876
Available	91.4 (90.7,92.0)	91.4 (90.7,92.0)	90.1 (88.8,91.3)	92.7 (91.5,93.6)	92.0 (90.6,93.2)	91.6 (90.6,92.5)	90.9 (88.7,92.8)
Not Available	8.6 (8.0,9.3)	8.6 (8.0,9.3)	9.9 (8.7,11.2)	7.4 (6.4,8.5)	8.0 (6.8,9.4)	8.4 (7.5,9.4)	9.1 (7.2,11.3)

38B1. On average during a month, how often do you and/or your family members (child, children, or other legal dependents) use the following civilian off base programs, facilities, or services?: Fitness Center/Gym

Table 38B1a.2
Availability of Off Base Fitness Center/Gym: Spouses by Member Paygrade.

38B1. On average during a month, how often do you and/or your family members (child, children, or other legal dependents) use the following civilian off base programs, facilities, or services?: Fitness Center/Gym

	Enlisted					Warrant Officers	Officers
	E1-E3	E4	E5-E6	E7-E9	W1-W5		
Estimated Population							
Not Applicable							
Not Responding on Item	2,462	7,208	21,125	11,696	1,135	4,504	5,841
Responding on Item	28,300	83,431	262,259	111,638	12,752	55,080	65,325
Available	90.8 (88.9,92.4)	89.9 (88.1,91.4)	91.2 (90.0,92.3)	91.7 (90.5,92.8)	92.0 (89.9,93.7)	92.1 (90.6,93.3)	92.9 (91.4,94.2)
Not Available	9.2 (7.6,11.1)	10.1 (8.6,11.9)	8.8 (7.8,10.0)	8.3 (7.2,9.5)	8.0 (6.3,10.1)	8.0 (6.7,9.4)	7.1 (5.8,8.7)

Table 38B1a.3
Availability of Off Base Fitness Center/Gym: Spouses by Gender and Member Location.

38B1. On average during a month, how often do you and/or your family members (child, children, or other legal dependents) use the following civilian off base programs, facilities, or services?: Fitness Center/Gym

	Gender		Member Location		
	Male	Female	50 States or District of Columbia	Guam, US Virgin Islands, Puerto Rico	Overseas, American Samoa,
Estimated Population					
Not Applicable					
Not Responding on Item	5,121	48,850	43,937	10,034	
Responding on Item	54,008	564,776	529,611	89,159	
Available	87.7 (84.4,90.4)	91.7 (91.1,92.3)	94.1 (93.6,94.6)	75.2 (72.8,77.5)	
Not Available	12.3 (9.6,15.6)	8.3 (7.7,8.9)	5.9 (5.4,6.4)	24.8 (22.5,27.2)	

Table 38B1u.1

Usage of Off Base Fitness Center/Gym: Spouses by Member Service.

38B1. On average during a month, how often do you and/or your family members (child, children, or other legal dependents) use the following civilian off base programs, facilities, or services?: Fitness Center/Gym

	Total	DoD					Coast Guard
		Army	Navy	Marine Corps	Air Force		
Estimated Population							
Not Applicable							
Not Responding on Item	107,364	39,689	23,252	9,761	32,057	2,605	
Responding on Item	565,391	192,376	142,643	51,880	163,145	15,347	
0 times	78.3 (77.8,79.4)	77.8 (76.1,79.4)	76.1 (74.5,77.7)	81.1 (79.1,82.9)	81.0 (79.4,82.5)	65.8 (62.9,68.5)	
1-5 times	8.8 (8.2,9.4)	8.3 (7.5,9.2)	10.6 (9.4,11.8)	7.7 (6.5,9.2)	7.6 (6.6,8.8)	13.3 (11.4,15.5)	
6-10 times	4.3 (3.8,4.8)	5.2 (4.2,6.4)	5.1 (4.3,6.0)	2.9 (2.2,3.9)	2.7 (2.1,3.5)	7.0 (5.5,8.8)	
11-15 times	3.4 (2.9,3.9)	3.4 (2.5,4.6)	3.4 (2.8,4.1)	2.9 (2.2,3.9)	3.4 (2.7,4.2)	5.0 (3.8,6.5)	
16-20 times	2.0 (1.7,2.3)	2.1 (1.6,2.6)	1.9 (1.5,2.4)	2.0* (1.5,2.9)	1.8* (1.3,2.6)	3.8 (2.9,4.9)	
21-25 times	1.4 (1.2,1.6)	1.5 (1.2,1.9)	NR (0.0,0.0)	1.6* (1.1,2.4)	1.6* (1.1,2.2)	NR (0.0,0.0)	
26 times or more	1.9 (1.7,2.2)	1.8 (1.3,2.3)	2.2 (1.7,2.8)	1.7* (1.1,2.5)	2.0* (1.5,2.6)	3.1* (2.2,4.5)	

NR: Not reported; cell size less than 30. * Low precision or cell size between 30 and 59.

Table 38B1u.2
Usage of Off Base Fitness Center/Gym: Spouses by Member Paygrade.

	Enlisted						Warrant Officers		Officers	
	E1-E3	E4	E5-E6	E7-E9	W1-W5	O1-O3	O4-O6			
Estimated Population										
Not Applicable										
Not Responding on Item	5,058	15,649	44,219	20,924	2,151	8,881	10,481			
Responding on Item	25,704	74,990	239,164	102,410	11,736	50,702	60,685			
0 times	86.5 (83.5,89.0)	86.4 (84.5,88.1)	80.7 (79.3,82.1)	76.7 (74.5,78.8)	74.6 (71.8,77.1)	69.0 (66.6,71.4)	66.1 (63.3,68.9)			
1-5 times	6.9 (5.0,9.6)	5.5 (4.4,6.8)	8.3 (7.4,9.3)	9.6 (8.2,11.2)	10.3 (8.4,12.5)	9.7 (8.1,11.5)	12.9 (11.0,15.1)			
6-10 times	2.8* (2.0,3.9)	2.8* (2.0,3.9)	3.6 (2.9,4.4)	5.2 (3.8,7.0)	5.7 (4.1,7.7)	6.7 (5.5,8.3)	5.8 (4.8,7.1)			
11-15 times	NR (0.0,0.0)	1.7* (1.0,2.7)	3.1 (2.4,4.0)	3.6 (2.9,4.5)	4.9* (3.5,6.9)	4.9 (3.9,6.2)	5.7 (4.5,7.2)			
16-20 times	NR (0.0,0.0)	NR (0.0,0.0)	1.3 (1.0,1.7)	1.6* (1.2,2.3)	1.7* (1.1,2.6)	5.1 (3.9,6.5)	4.5 (3.3,6.1)			
21-25 times	NR (0.0,0.0)	NR (0.0,0.0)	1.2* (0.9,1.6)	1.1* (0.8,1.6)	NR (0.0,0.0)	2.0* (1.3,3.0)	2.5* (1.8,3.5)			
26 times or more	NR (0.0,0.0)	NR (0.0,0.0)	1.8 (1.4,2.3)	2.2* (1.7,3.0)	NR (0.0,0.0)	2.6* (1.7,3.8)	2.4* (1.8,3.3)			

NR: Not reported; cell size less than 30. * Low precision or cell size between 30 and 59.

Table 38B1u.3
Usage of Off Base Fitness Center/Gym: Spouses by Gender and Member Location.

38B1. On average during a month, how often do you and/or your family members (child, children, or other legal dependents) use the following civilian off base programs, facilities, or services?: Fitness Center/Gym

	Gender		Member Location		
	Male	Female	50 States or District of Columbia	Overseas, American Samoa, Guam, US Virgin Islands, Puerto Rico	
Estimated Population					
Not Applicable					
Not Responding on Item	11,753	95,611	75,222	32,142	
Responding on Item	47,376	518,015	498,326	67,051	
0 times	73.7 (70.2,76.8)	78.7 (77.8,79.5)	77.3 (76.4,78.3)	85.1 (82.9,87.0)	
1-5 times	9.6 (7.6,12.0)	8.7 (8.1,9.3)	9.0 (8.4,9.6)	6.9 (5.5,8.6)	
6-10 times	4.9* (3.6,6.7)	4.2 (3.8,4.8)	4.5 (4.0,5.1)	3.0* (2.2,4.1)	
11-15 times	5.3* (3.3,8.4)	3.2 (2.8,3.7)	3.6 (3.1,4.2)	NR (0,0,0,0)	
16-20 times	NR (0,0,0,0)	2.0 (1.7,2.3)	2.2 (1.9,2.5)	NR (0,0,0,0)	
21-25 times	NR (0,0,0,0)	1.3 (1.1,1.6)	1.5 (1.3,1.8)	NR (0,0,0,0)	
26 times or more	NR (0,0,0,0)	1.9 (1.6,2.2)	1.9 (1.6,2.3)	NR (0,0,0,0)	

NR: Not reported; cell size less than 30. * Low precision or cell size between 30 and 59.

Table 38A2a.1
Availability of On Base Library Services: Spouses by Member Service.

	Total	DoD					Coast Guard
		Total	Army	Navy	Marine Corps	Air Force	
Estimated Population							
Not Applicable	16,015	6,276	4,502	1,570	2,811	856	
Not Responding on Item	656,739	225,789	161,392	60,071	192,391	17,096	
Responding on Item	90.0	90.4	86.9	92.4	95.1	46.5	
Available	(89.4,90.5)	(89.5,91.3)	(85.4,88.3)	(91.1,93.6)	(94.3,95.8)	(43.4,49.7)	
Not Available	10.0	9.6	13.1	7.6	4.9	53.5	
	(9.5,10.6)	(8.7,10.5)	(11.7,14.6)	(6.4,8.9)	(4.3,5.7)	(50.4,56.7)	

38A2. On average during a month, how often do you and/or your family members (child, children, or other legal dependents) use the following on base programs, facilities, or services?: Library services

Table 38A2a.2
Availability of On Base Library Services: Spouses by Member Paygrade.

	Enlisted						Warrant Officers		Officers	
	E1-E3	E4	E5-E6	E7-E9	W1-W5	O1-O3	O4-O6			
Estimated Population										
Not Applicable										
Not Responding on Item	391	1,592	6,633	4,087	400	1,083	1,830			
Responding on Item	30,372	89,047	276,751	119,247	13,487	58,500	69,336			
Available	94.5 (93.4,95.5)	95.0 (94.1,95.8)	89.9 (88.9,90.7)	86.8 (85.3,88.2)	88.0 (85.8,89.9)	89.4 (87.8,90.9)	88.1 (86.5,89.5)			
Not Available	5.5 (4.5,6.6)	5.0 (4.2,5.9)	10.1 (9.3,11.1)	13.2 (11.8,14.7)	12.0 (10.1,14.2)	10.6 (9.1,12.2)	11.9 (10.5,13.5)			

38A2. On average during a month, how often do you and/or your family members (child, children, or other legal dependents) use the following on base programs, facilities, or services?: Library services

Table 38A2a.3
Availability of On Base Library Services: Spouses by Gender and Member Location.

	Gender		Member Location		
	Male	Female	50 States or District of Columbia	Overseas, American Samoa, Guam, US Virgin Islands, Puerto Rico	
Estimated Population					
Not Applicable					
Not Responding on Item	527	15,488	13,955	2,060	
Responding on Item	58,601	598,138	559,593	97,133	
Available	90.5 (88.6,92.1)	89.9 (89.3,90.5)	89.0 (88.3,89.6)	95.8 (94.8,96.5)	
Not Available	9.5 (7.9,11.4)	10.1 (9.5,10.7)	11.0 (10.4,11.7)	4.2 (3.5,5.2)	

38A2. On average during a month, how often do you and/or your family members (child, children, or other legal dependents) use the following on base programs, facilities, or services?: Library services

Table 38A2u.1
Usage of On Base Library Services: Spouses by Member Service.

	Total	DoD					Coast Guard
		Army	Navy	Marine Corps	Air Force		
Estimated Population							
Not Applicable	81,911	27,869	25,608	6,115	12,315	10,005	
Not Responding on Item	590,844	204,196	140,286	55,526	182,888	7,947	
Responding on Item	54.5	46.2	74.6	57.0	46.7	77.0	
0 times	(53.0,55.4)	(44.2,48.2)	(72.4,76.7)	(54.8,59.2)	(44.9,48.4)	(73.3,80.3)	
1-5 times	34.9	40.1	19.1	33.7	42.3	18.3	
	(33.8,36.1)	(38.3,42.0)	(17.2,21.1)	(31.5,36.1)	(40.5,44.0)	(15.4,21.5)	
6-10 times	6.0	7.7	3.0	4.9	6.9	NR	
	(5.5,6.6)	(6.6,9.0)	(2.5,3.7)	(4.1,6.0)	(5.9,7.9)	(0.0,0.0)	
11-15 times	1.9	2.2	1.4*	1.8*	1.8*	NR	
	(1.6,2.1)	(1.8,2.8)	(1.0,2.0)	(1.3,2.6)	(1.4,2.3)	(0.0,0.0)	
16-20 times	1.0	1.3*	NR	NR	1.1*	NR	
	(0.8,1.3)	(0.9,1.8)	(0.0,0.0)	(0.0,0.0)	(0.7,1.8)	(0.0,0.0)	
21-25 times	0.4*	NR	NR	NR	NR	NR	
	(0.3,0.6)	(0.0,0.0)	(0.0,0.0)	(0.0,0.0)	(0.0,0.0)	(0.0,0.0)	
26 times or more	1.3	2.0	NR	NR	0.9*	NR	
	(1.1,1.6)	(1.6,2.4)	(0.0,0.0)	(0.0,0.0)	(0.7,1.4)	(0.0,0.0)	

NR: Not reported; cell size less than 30. * Low precision or cell size between 30 and 59.

Table 38A2u.2
Usage of On Base Library Services: Spouses by Member Paygrade.

38A2. On average during a month, how often do you and/or your family members (child, children, or other legal dependents) use the following on base programs, facilities, or services?: Library services

	Enlisted						Warrant Officers		Officers	
	E1-E3	E4	E5-E6	E7-E9	W1-W5	O1-O3	O4-O6			
Estimated Population										
Not Applicable										
Not Responding on Item	2,049	6,007	34,702	19,781	2,018	7,262	10,093			
Responding on Item	28,714	84,632	248,682	103,553	11,869	52,321	61,073			
0 times	60.3 (57.1,63.5)	53.8 (51.1,56.4)	52.4 (50.5,54.3)	52.3 (50.0,54.6)	55.4 (51.3,59.4)	58.9 (56.4,61.3)	61.1 (58.8,63.4)			
1-5 times	31.7 (28.9,34.6)	35.4 (32.9,37.9)	36.3 (34.5,38.0)	35.1 (32.7,37.5)	34.0 (30.0,38.2)	33.3 (30.7,35.9)	31.5 (29.1,34.0)			
6-10 times	4.8* (3.6,6.3)	5.8 (4.7,7.3)	6.5 (5.4,7.8)	6.7 (5.8,7.9)	6.0 (4.6,7.7)	4.5 (3.4,6.0)	4.6 (3.6,6.0)			
11-15 times	NR (0.0,0.0)	1.8* (1.2,2.6)	1.7 (1.3,2.2)	2.8* (2.1,3.6)	NR (0.0,0.0)	NR (0.0,0.0)	NR (0.0,0.0)			
16-20 times	NR (0.0,0.0)	NR (0.0,0.0)	1.1* (0.8,1.5)	NR (0.0,0.0)	NR (0.0,0.0)	NR (0.0,0.0)	NR (0.0,0.0)			
21-25 times	NR (0.0,0.0)	NR (0.0,0.0)	NR (0.0,0.0)	NR (0.0,0.0)	NR (0.0,0.0)	NR (0.0,0.0)	NR (0.0,0.0)			
26 times or more	NR (0.0,0.0)	NR (0.0,0.0)	1.5 (1.2,2.0)	NR (0.0,0.0)	NR (0.0,0.0)	NR (0.0,0.0)	NR (0.0,0.0)			

NR: Not reported; cell size less than 30. * Low precision or cell size between 30 and 59.

Table 38A2u.3
Usage of On Base Library Services: Spouses by Gender and Member Location.

	Gender		Member Location		
	Male	Female	50 States or District of Columbia	Guam, US Virgin Islands, Puerto Rico	Overseas, American Samoa,
38A2. On average during a month, how often do you and/or your family members (child, children, or other legal dependents) use the following on base programs, facilities, or services?: Library services					
Estimated Population					
Not Applicable					
Not Responding on Item	6,098	75,813	75,740	6,171	
Responding on Item	53,031	537,813	497,808	93,022	
0 times	49.5 (46.1,53.0)	55.0 (53.8,56.2)	59.7 (58.4,61.0)	26.7 (24.5,29.1)	
1-5 times	39.7 (36.2,43.3)	34.4 (33.3,35.6)	32.1 (30.9,33.4)	49.8 (47.1,52.4)	
6-10 times	5.9* (4.3,8.1)	6.0 (5.4,6.6)	4.8 (4.2,5.5)	12.4 (10.7,14.3)	
11-15 times	NR (0.0,0.0)	1.8 (1.6,2.1)	1.3 (1.1,1.6)	4.6 (3.7,5.9)	
16-20 times	NR (0.0,0.0)	1.0 (0.8,1.3)	0.7 (0.5,1.0)	2.7* (2.0,3.6)	
21-25 times	NR (0.0,0.0)	0.4* (0.3,0.6)	0.3* (0.2,0.4)	NR (0.0,0.0)	
26 times or more	NR (0.0,0.0)	1.3 (1.1,1.6)	1.1 (0.9,1.3)	2.7* (2.0,3.7)	

NR: Not reported; cell size less than 30. * Low precision or cell size between 30 and 59.

Table 38B2a.1
Availability of Off Base Library Services: Spouses by Member Service.

	Total	DoD					Coast Guard
		Total	Army	Navy	Marine Corps	Air Force	
Estimated Population							
Not Applicable	48,431	17,422	9,683	4,929	15,533	864	
Not Responding on Item	624,323	214,643	156,212	56,712	179,669	17,088	
Responding on Item	94.7	93.1	96.3	95.5	94.7	95.4	
Available	(94.2,95.1)	(92.3,93.8)	(95.4,97.1)	(94.4,96.4)	(93.8,95.4)	(93.8,96.7)	
Not Available	5.4	6.9	3.7	4.5	5.3	4.6	
	(4.9,5.8)	(6.2,7.7)	(2.9,4.6)	(3.6,5.6)	(4.6,6.2)	(3.4,6.2)	

38B2. On average during a month, how often do you and/or your family members (child, children, or other legal dependents) use the following civilian off base programs, facilities, or services?: Library services

Table 38B2a.2
Availability of Off Base Library Services: Spouses by Member Paygrade.

	Enlisted						Warrant Officers	Officers		
	E1-E3	E4	E5-E6	E7-E9	W1-W5	O1-O3		O4-O6		
Estimated Population										
Not Applicable										
Not Responding on Item	2,264	6,862	19,163	9,934	1,030	3,900	5,280			
Responding on Item	28,499	83,777	264,221	113,400	12,857	55,683	65,886			
Available	95.1 (93.5,96.3)	93.0 (91.5,94.3)	94.6 (93.9,95.3)	95.8 (94.9,96.5)	94.8 (93.0,96.1)	94.7 (93.5,95.6)	94.6 (93.4,95.6)			
Not Available	5.0* (3.7,6.5)	7.0 (5.7,8.5)	5.4 (4.7,6.1)	4.2 (3.5,5.1)	5.2 (3.9,7.0)	5.3 (4.4,6.5)	5.4 (4.4,6.6)			

* Low precision or cell size between 30 and 59.

Table 38B2a.3
Availability of Off Base Library Services: Spouses by Gender and Member Location.

	Gender		Member Location	
	Male	Female	50 States or District of Columbia	Overseas, American Samoa, Guam, US Virgin Islands, Puerto Rico
Estimated Population				
Not Applicable				
Not Responding on Item	4,911	43,521	37,989	10,443
Responding on Item	54,218	570,105	535,559	88,750
Available	92.5 (90.0,94.5)	94.9 (94.4,95.2)	97.8 (97.5,98.1)	75.6 (73.3,77.7)
Not Available	7.5 (5.5,10.0)	5.2 (4.8,5.6)	2.2 (2.0,2.5)	24.4 (22.3,26.7)

38B2. On average during a month, how often do you and/or your family members (child, children, or other legal dependents) use the following civilian off base programs, facilities, or services?: Library services

Table 38B2u.1
Usage of Off Base Library Services: Spouses by Member Service.

	Total	DoD					Coast Guard
		Army	Navy	Marine Corps	Air Force		
Estimated Population							
Not Applicable	81,864						
Not Responding on Item	590,891						
Responding on Item	47.4						
0 times	(46.3,48.5)	32,204 (49.0,52.9)	15,442 (34.1,37.9)	7,481 (50.8,55.2)	25,091 (51.3,55.6)	1,647 (26.0,31.0)	
1-5 times	39.7	36.8	47.3	35.7	36.4	53.9	
6-10 times	(38.7,40.8)	(35.0,38.6)	(45.5,49.2)	(33.7,37.9)	(34.4,38.5)	(51.2,56.6)	
11-15 times	7.2	6.8	9.0	7.2	5.8	10.2	
16-20 times	(6.7,7.7)	(6.0,7.7)	(7.9,10.1)	(6.0,8.7)	(4.9,6.9)	(8.5,12.1)	
21-25 times	2.1	1.9	3.3	NR	1.6*	2.8*	
26 times or more	(1.9,2.5)	(1.5,2.4)	(2.6,4.2)	(0.0,0.0)	(1.2,2.2)	(2.0,4.1)	
	1.1	1.5*	1.1*	NR	NR	NR	
	(0.9,1.5)	(0.8,2.7)	(0.8,1.7)	(0.0,0.0)	(0.0,0.0)	(0.0,0.0)	
	0.5	NR	NR	NR	NR	NR	
	(0.4,0.7)	(0.0,0.0)	(0.0,0.0)	(0.0,0.0)	(0.0,0.0)	(0.0,0.0)	
	1.8	1.8	2.4	1.4*	1.5*	2.1*	
	(1.6,2.1)	(1.4,2.2)	(1.9,3.0)	(1.0,2.1)	(1.1,2.1)	(1.4,3.1)	

NR: Not reported; cell size less than 30. * Low precision or cell size between 30 and 59.

Table 38B2u.2

Usage of Off Base Library Services: Spouses by Member Paygrade.

	Enlisted					Warrant Officers	Officers	
	E1-E3	E4	E5-E6	E7-E9	W1-W5		O1-O3	O4-O6
Estimated Population								
Not Applicable								
Not Responding on Item	3,674	12,690	33,343	14,744	1,702	6,875	8,834	
Responding on Item	27,089	77,948	250,040	108,589	12,185	52,708	62,332	
0 times	69.2 (65.9,72.2)	64.5 (62.2,66.8)	48.6 (46.8,50.4)	38.3 (35.9,40.7)	42.8 (38.8,47.0)	43.7 (40.7,46.8)	31.9 (29.2,34.8)	
1-5 times	23.1 (20.2,26.2)	26.3 (24.1,28.7)	38.6 (37.1,40.2)	45.6 (43.3,47.9)	43.9 (40.1,47.7)	44.5 (41.6,47.4)	53.3 (50.2,56.4)	
6-10 times	4.1* (3.2,5.4)	4.1 (3.1,5.5)	7.1 (6.3,8.0)	9.8 (8.8,10.9)	7.4 (5.9,9.2)	6.3 (5.0,8.0)	9.0 (7.3,11.1)	
11-15 times	NR (0.0,0.0)	1.8* (1.2,2.7)	2.2 (1.8,2.8)	2.5 (2.0,3.3)	3.0* (1.8,4.9)	2.4* (1.6,3.4)	NR (0.0,0.0)	
16-20 times	NR (0.0,0.0)	NR (0.0,0.0)	1.2* (0.7,2.0)	NR (0.0,0.0)	NR (0.0,0.0)	NR (0.0,0.0)	NR (0.0,0.0)	
21-25 times	NR (0.0,0.0)	NR (0.0,0.0)	NR (0.0,0.0)	NR (0.0,0.0)	NR (0.0,0.0)	NR (0.0,0.0)	NR (0.0,0.0)	
26 times or more	NR (0.0,0.0)	1.6* (1.0,2.5)	1.8 (1.5,2.2)	2.2* (1.7,2.9)	NR (0.0,0.0)	NR (0.0,0.0)	2.1* (1.4,3.1)	

NR: Not reported; cell size less than 30. * Low precision or cell size between 30 and 59.

Table 38B2u.3
Usage of Off Base Library Services: Spouses by Gender and Member Location.

	Gender		Member Location		
	Male	Female	50 States or District of Columbia	Overseas, American Samoa, Guam, US Virgin Islands, Puerto Rico	
Estimated Population					
Not Applicable					
Not Responding on Item	8,965	72,898	49,759	32,104	
Responding on Item	50,164	540,728	523,789	67,089	
0 times	55.0 (50.4,59.5)	46.7 (45.7,47.8)	44.2 (43.0,45.4)	72.5 (70.0,74.9)	
1-5 times	33.9 (30.1,38.0)	40.3 (39.3,41.3)	42.5 (41.3,43.6)	18.4 (16.6,20.5)	
6-10 times	5.8* (4.3,7.7)	7.3 (6.9,7.8)	7.6 (7.1,8.1)	4.3 (3.2,5.7)	
11-15 times	NR (0.0,0.0)	2.2 (1.8,2.5)	2.2 (1.9,2.6)	NR (0.0,0.0)	
16-20 times	NR (0.0,0.0)	1.2 (0.9,1.6)	1.2 (0.9,1.6)	NR (0.0,0.0)	
21-25 times	NR (0.0,0.0)	0.5 (0.4,0.7)	0.6 (0.4,0.7)	NR (0.0,0.0)	
26 times or more	NR (0.0,0.0)	1.8 (1.6,2.1)	1.8 (1.6,2.1)	NR (0.0,0.0)	

NR: Not reported; cell size less than 30. * Low precision or cell size between 30 and 59.

Table 38A3a.1
Availability of On Base Outdoor Recreation Areas: Spouses by Member Service.

	Total	DoD					Coast Guard
		Army	Navy	Marine Corps	Air Force		
Estimated Population							
Not Applicable	17,054	6,600	4,231	1,623	3,788	812	
Not Responding on Item	638,561	225,465	161,664	60,018	191,415	17,140	
Responding on Item	89.6	87.7	91.7	91.3	91.8	62.8	
Available	(89.0,90.1)	(86.5,88.7)	(90.7,92.7)	(90.0,92.4)	(90.8,92.8)	(59.7,65.8)	
Not Available	10.4	12.4	8.3	8.7	8.2	37.2	
	(9.9,11.1)	(11.3,13.5)	(7.3,9.3)	(7.6,10.0)	(7.3,9.2)	(34.2,40.3)	

38A3. On average during a month, how often do you and/or your family members (child, children, or other legal dependents) use the following on base programs, facilities, or services?: Outdoor recreation areas (e.g., campgrounds, picnic areas, beach, stables)

Table 38A3a.2
Availability of On Base Outdoor Recreation Areas: Spouses by Member Paygrade.

	Enlisted						Warrant Officers		Officers	
	E1-E3	E4	E5-E6	E7-E9	W1-W5	O1-O3	O4-O6			
Estimated Population										
Not Applicable										
Not Responding on Item	483	2,021	6,702	4,363	380	976	2,129			
Responding on Item	30,280	88,618	276,681	118,971	13,507	58,607	69,037			
Available	91.9 (90.4,93.2)	92.4 (90.8,93.8)	89.5 (88.5,90.4)	87.3 (85.8,88.7)	89.0 (87.0,90.7)	90.0 (88.3,91.4)	88.8 (87.3,90.2)			
Not Available	8.1 (6.8,9.7)	7.6 (6.2,9.2)	10.5 (9.6,11.5)	12.7 (11.3,14.2)	11.0 (9.3,13.0)	10.0 (8.6,11.7)	11.2 (9.8,12.7)			

38A3. On average during a month, how often do you and/or your family members (child, children, or other legal dependents) use the following on base programs, facilities, or services?: Outdoor recreation areas (e.g., campgrounds, picnic areas, beach, stables)

Table 38A3a.3
Availability of On Base Outdoor Recreation Areas: Spouses by Gender and Member Location.

38A3. On average during a month, how often do you and/or your family members (child, children, or other legal dependents) use the following on base programs, facilities, or services?: Outdoor recreation areas (e.g., campgrounds, picnic areas, beach, stables)

	Gender		Member Location		
	Male	Female	50 States or District of Columbia	Overseas, American Samoa, Guam, US Virgin Islands, Puerto Rico	
Estimated Population					
Not Applicable					
Not Responding on Item	968	16,085	14,554	2,500	
Responding on Item	58,160	597,541	558,995	96,693	
Available	90.4 (88.1,92.3)	89.5 (88.8,90.1)	90.3 (89.7,90.8)	85.5 (83.7,87.1)	
Not Available	9.6 (7.7,11.9)	10.5 (9.9,11.2)	9.7 (9.2,10.3)	14.6 (13.0,16.3)	

Table 38A3u.1
Usage of On Base Outdoor Recreation Areas: Spouses by Member Service.

	Total	DoD					Coast Guard
		Army	Navy	Marine Corps	Air Force		
Estimated Population							
Not Applicable	85,519	34,444	17,608	6,856	19,426	7,185	
Not Responding on Item	587,236	197,621	148,286	54,785	175,777	10,767	
Responding on Item	54.0	52.9	55.5	45.2	56.5	58.5	
0 times	(53.0,55.1)	(51.0,54.9)	(53.6,57.4)	(42.5,47.9)	(54.4,58.7)	(54.9,62.0)	
1-5 times	37.5	38.3	35.9	43.7	36.3	31.2	
	(36.4,38.5)	(36.5,40.1)	(34.0,37.8)	(41.1,46.3)	(34.3,38.3)	(27.8,34.8)	
6-10 times	4.9	5.3	4.9	6.2	3.9	5.9*	
	(4.4,5.4)	(4.4,6.4)	(4.1,5.7)	(5.0,7.6)	(3.2,4.8)	(4.3,8.0)	
11-15 times	1.4	1.3	1.6*	2.1*	1.2*	NR	
	(1.2,1.6)	(1.0,1.7)	(1.1,2.1)	(1.5,2.9)	(0.9,1.7)	(0.0,0.0)	
16-20 times	0.7	NR	NR	NR	NR	NR	
	(0.5,0.9)	(0.0,0.0)	(0.0,0.0)	(0.0,0.0)	(0.0,0.0)	(0.0,0.0)	
21-25 times	0.4*	NR	NR	NR	NR	NR	
	(0.3,0.5)	(0.0,0.0)	(0.0,0.0)	(0.0,0.0)	(0.0,0.0)	(0.0,0.0)	
26 times or more	1.2	1.3*	1.0*	1.6*	NR	NR	
	(1.0,1.4)	(1.0,1.8)	(0.7,1.6)	(1.1,2.3)	(0.0,0.0)	(0.0,0.0)	

NR: Not reported; cell size less than 30. * Low precision or cell size between 30 and 59.

Table 38A3u.2
Usage of On Base Outdoor Recreation Areas: Spouses by Member Paygrade.

	Enlisted						Warrant Officers		Officers	
	E1-E3	E4	E5-E6	E7-E9	W1-W5	O1-O3	O4-O6			
Estimated Population										
Not Applicable										
Not Responding on Item	2,937	8,739	35,789	19,477	1,868	6,848	9,861			
Responding on Item	27,826	81,900	247,594	103,857	12,020	52,735	61,305			
0 times	60.2 (36.8,63.4)	56.1 (52.9,59.3)	53.3 (51.7,54.9)	53.1 (50.5,55.6)	55.7 (52.2,59.1)	51.5 (48.3,54.7)	55.1 (52.6,57.5)			
1-5 times	32.3 (29.2,35.6)	35.7 (32.6,39.0)	37.7 (36.2,39.2)	37.8 (35.2,40.4)	36.5 (33.2,40.0)	41.0 (37.9,44.2)	37.7 (35.0,40.5)			
6-10 times	4.7* (3.6,6.2)	5.3 (4.2,6.7)	4.9 (4.2,5.7)	5.6 (4.6,6.7)	4.0* (3.1,5.3)	4.2 (3.0,5.6)	4.0 (3.1,5.1)			
11-15 times	NR (0.0,0.0)	NR (0.0,0.0)	1.5 (1.2,2.0)	NR (0.0,0.0)	NR (0.0,0.0)	NR (0.0,0.0)	NR (0.0,0.0)			
16-20 times	NR (0.0,0.0)	NR (0.0,0.0)	0.8* (0.5,1.1)	NR (0.0,0.0)	NR (0.0,0.0)	NR (0.0,0.0)	NR (0.0,0.0)			
21-25 times	NR (0.0,0.0)	NR (0.0,0.0)	NR (0.0,0.0)	NR (0.0,0.0)	NR (0.0,0.0)	NR (0.0,0.0)	NR (0.0,0.0)			
26 times or more	NR (0.0,0.0)	NR (0.0,0.0)	1.4* (1.1,1.9)	1.4* (1.0,2.0)	NR (0.0,0.0)	NR (0.0,0.0)	NR (0.0,0.0)			

NR: Not reported; cell size less than 30. * Low precision or cell size between 30 and 59.

Table 38A3u.3

Usage of On Base Outdoor Recreation Areas: Spouses by Gender and Member Location.

38A3. On average during a month, how often do you and/or your family members (child, children, or other legal dependents) use the following on base programs, facilities, or services?: Outdoor recreation areas (e.g., campgrounds, picnic areas, beach, stables)	Gender		Member Location		
	Male	Female	50 States or District of Columbia	Overseas, American Samoa, Guam, US Virgin Islands, Puerto Rico	
Estimated Population					
Not Applicable					
Not Responding on Item	6,556	78,963	68,947	16,572	
Responding on Item	52,573	534,663	504,601	82,621	
0 times	55.9 (51.7,60.0)	53.9 (52.8,55.0)	55.5 (54.3,56.7)	45.1 (42.7,47.5)	
1-5 times	37.9 (33.7,42.4)	37.4 (36.4,38.4)	36.5 (35.4,37.5)	43.6 (40.8,46.5)	
6-10 times	3.5* (2.3,5.2)	5.0 (4.5,5.5)	4.6 (4.1,5.0)	6.8 (5.6,8.3)	
11-15 times	NR (0.0,0.0)	1.5 (1.2,1.7)	1.3 (1.1,1.6)	1.9* (1.4,2.7)	
16-20 times	NR (0.0,0.0)	0.7 (0.5,0.9)	0.6 (0.5,0.8)	NR (0.0,0.0)	
21-25 times	NR (0.0,0.0)	0.4* (0.3,0.6)	0.4* (0.3,0.5)	NR (0.0,0.0)	
26 times or more	NR (0.0,0.0)	1.2 (1.0,1.4)	1.2 (1.0,1.4)	NR (0.0,0.0)	

NR: Not reported; cell size less than 30. * Low precision or cell size between 30 and 59.

Table 38B3a.1
Availability of Off Base Outdoor Recreation Areas: Spouses by Member Service.

	Total	DoD					Coast Guard
		Total	Army	Navy	Marine Corps	Air Force	
Estimated Population							
Not Applicable							
Not Responding on Item	49,905	16,889	11,011	5,101	15,867	1,037	
Responding on Item	622,849	215,176	154,883	56,540	179,336	16,915	
Available	96.8 (96.4,97.1)	95.6 (94.8,96.3)	97.8 (97.2,98.2)	96.4 (95.4,97.1)	97.6 (97.0,98.0)	96.1 (94.6,97.3)	
Not Available	3.2 (2.9,3.6)	4.4 (3.7,5.2)	2.2 (1.8,2.8)	3.6 (2.9,4.6)	2.4 (2.0,3.0)	3.9* (2.8,5.4)	

* Low precision or cell size between 30 and 59.

Table 38B3a.2
Availability of Off Base Outdoor Recreation Areas: Spouses by Member Paygrade.

	Enlisted						Warrant Officers		Officers	
	E1-E3	E4	E5-E6	E7-E9	W1-W5	O1-O3	O4-O6			
Estimated Population										
Not Applicable										
Not Responding on Item	2,175	7,056	20,119	10,379	1,054	3,768	5,354			
Responding on Item	28,587	83,582	263,265	112,955	12,833	55,815	65,812			
Available	96.8 (95.6,97.7)	96.1 (94.9,97.0)	97.0 (96.3,97.5)	96.1 (95.1,96.9)	96.2 (94.6,97.3)	97.0 (96.0,97.8)	98.1 (97.2,98.7)			
Not Available	3.2* (2.3,4.4)	3.9 (3.0,5.1)	3.0 (2.5,3.7)	3.9 (3.1,4.9)	3.8* (2.7,5.4)	3.0* (2.2,4.0)	2.0* (1.3,2.8)			

* Low precision or cell size between 30 and 59.

Table 38B3a.3
Availability of Off Base Outdoor Recreation Areas: Spouses by Gender and Member Location.

38B3. On average during a month, how often do you and/or your family members (child, children, or other legal dependents) use the following civilian off base programs, facilities, or services?: Outdoor recreation areas (e.g., campgrounds, picnic areas, beach, stables)

	Gender		Member Location		
	Male	Female	50 States or District of Columbia	Overseas, American Samoa, Guam, US Virgin Islands, Puerto Rico	
Estimated Population					
Not Applicable					
Not Responding on Item	5,328	44,577	39,658	10,247	
Responding on Item	53,801	569,049	533,890	88,946	
Available	95.6 (93.0,97.2)	96.9 (96.5,97.2)	97.6 (97.2,97.9)	92.1 (90.4,93.6)	
Not Available	4.5* (2.8,7.0)	3.1 (2.8,3.5)	2.4 (2.1,2.8)	7.9 (6.4,9.6)	

* Low precision or cell size between 30 and 59.

Table 38B3u.1
Usage of Off Base Outdoor Recreation Areas: Spouses by Member Service.

	Total	DoD						Coast Guard
		Total	Army	Navy	Marine Corps	Air Force		
Estimated Population								
Not Applicable								
Not Responding on Item	69,876	68,186	26,333	14,460	7,149	20,245	1,690	
Responding on Item	602,879	586,617	205,732	151,435	54,492	174,958	16,262	
0 times	33.9 (32.9,34.9)	34.3 (33.3,35.3)	39.2 (37.5,41.0)	28.6 (26.8,30.3)	31.4 (29.1,33.8)	34.5 (32.6,36.4)	18.9 (16.8,21.1)	
1-5 times	50.0 (48.8,51.2)	49.8 (48.5,51.0)	46.3 (44.2,48.3)	52.2 (50.4,54.1)	52.4 (50.0,54.7)	50.9 (48.7,53.1)	57.2 (54.0,60.2)	
6-10 times	9.9 (9.1,10.8)	9.8 (9.0,10.7)	8.7 (7.5,10.1)	12.2 (10.8,13.7)	10.4 (8.9,12.1)	8.8 (7.7,9.9)	14.2 (12.0,16.7)	
11-15 times	2.6 (2.3,2.9)	2.6 (2.3,2.9)	2.6 (2.2,3.2)	2.9 (2.4,3.5)	2.5* (1.8,3.3)	2.2 (1.7,2.9)	4.8 (3.6,6.3)	
16-20 times	1.4 (1.2,1.7)	1.4 (1.2,1.7)	1.1* (0.8,1.5)	1.6* (1.2,2.2)	NR (0.0,0.0)	1.6* (1.2,2.2)	NR (0.0,0.0)	
21-25 times	0.6 (0.5,0.8)	0.6 (0.5,0.8)	NR (0.0,0.0)	NR (0.0,0.0)	NR (0.0,0.0)	NR (0.0,0.0)	NR (0.0,0.0)	
26 times or more	1.6 (1.4,1.9)	1.6 (1.4,1.8)	1.6 (1.3,2.1)	1.8* (1.4,2.3)	1.7* (1.2,2.6)	1.3* (1.0,1.8)	2.7* (1.9,3.8)	

NR: Not reported; cell size less than 30. * Low precision or cell size between 30 and 59.

Table 38B3u.2
Usage of Off Base Outdoor Recreation Areas: Spouses by Member Paygrade.

	Enlisted						Warrant Officers		Officers	
	E1-E3	E4	E5-E6	E7-E9	W1-W5	O1-O3	O4-O6			
Estimated Population										
Not Applicable										
Not Responding on Item	3,082	10,304	28,095	14,780	1,543	5,437	6,636			
Responding on Item	27,681	80,335	255,288	108,554	12,344	54,146	64,530			
0 times	42.4 (39.2,45.7)	42.7 (39.8,45.6)	34.0 (32.2,35.9)	31.6 (29.6,33.7)	35.1 (31.9,38.4)	30.3 (27.2,33.6)	25.7 (23.2,28.3)			
1-5 times	44.2 (40.8,47.7)	42.4 (39.8,45.1)	49.3 (47.2,51.4)	51.7 (49.4,54.1)	50.6 (47.5,53.7)	52.5 (49.2,55.8)	59.1 (56.2,62.1)			
6-10 times	9.2 (7.5,11.3)	8.9 (7.4,10.6)	10.3 (8.8,11.9)	9.9 (8.4,11.6)	8.5 (7.0,10.3)	11.7 (9.9,13.9)	8.9 (7.4,10.6)			
11-15 times	NR (0.0,0.0)	2.1* (1.5,3.0)	2.6 (2.1,3.1)	3.2 (2.5,4.1)	2.6* (1.4,4.7)	2.2* (1.6,3.1)	3.2* (2.3,4.5)			
16-20 times	NR (0.0,0.0)	NR (0.0,0.0)	1.7 (1.4,2.1)	NR (0.0,0.0)	NR (0.0,0.0)	NR (0.0,0.0)	NR (0.0,0.0)			
21-25 times	NR (0.0,0.0)	NR (0.0,0.0)	NR (0.0,0.0)	NR (0.0,0.0)	NR (0.0,0.0)	NR (0.0,0.0)	NR (0.0,0.0)			
26 times or more	NR (0.0,0.0)	1.8* (1.1,2.8)	1.7 (1.3,2.1)	1.8* (1.4,2.5)	NR (0.0,0.0)	NR (0.0,0.0)	NR (0.0,0.0)			

NR: Not reported; cell size less than 30. * Low precision or cell size between 30 and 59.

Table 38B3u.3
Usage of Off Base Outdoor Recreation Areas: Spouses by Gender and Member Location.

	Gender		Member Location		
	Male	Female	50 States or District of Columbia	Overseas, American Samoa, Guam, US Virgin Islands, Puerto Rico	
38B3. On average during a month, how often do you and/or your family members (child, children, or other legal dependents) use the following civilian off base programs, facilities, or services?: Outdoor recreation areas (e.g., campgrounds, picnic areas, beach, stables)					
Estimated Population					
Not Applicable					
Not Responding on Item	7,723	62,154	52,636	17,241	
Responding on Item	51,406	551,472	520,913	81,952	
0 times	38.6 (35.1,42.3)	33.5 (32.4,34.5)	33.4 (32.3,34.4)	37.4 (35.1,39.7)	
1-5 times	42.3 (38.3,46.4)	50.7 (49.5,51.9)	50.3 (49.0,51.6)	47.7 (45.2,50.2)	
6-10 times	11.9 (9.2,15.2)	9.7 (9.0,10.5)	10.0 (9.2,11.0)	9.0 (7.6,10.6)	
11-15 times	2.5* (1.7,3.9)	2.6 (2.3,3.0)	2.7 (2.4,3.0)	2.3* (1.7,3.1)	
16-20 times	NR (0.0,0.0)	1.3 (1.1,1.6)	1.4 (1.1,1.6)	NR (0.0,0.0)	
21-25 times	NR (0.0,0.0)	0.6 (0.4,0.7)	0.6 (0.5,0.8)	NR (0.0,0.0)	
26 times or more	NR (0.0,0.0)	1.6 (1.4,1.9)	1.7 (1.4,1.9)	NR (0.0,0.0)	

NR: Not reported; cell size less than 30. * Low precision or cell size between 30 and 59.

Table 38A4a.1
Availability of On Base Outdoor Recreation Equipment Rental: Spouses by Member Service.

	Total	DoD					Coast Guard
		Total	Army	Navy	Marine Corps	Air Force	
Estimated Population							
Not Applicable	20,988	20,181	9,251	4,285	1,900	4,745	808
Not Responding on Item	651,767	634,622	222,814	161,610	59,741	190,457	17,144
Responding on Item	91.8	92.3	88.8	93.4	92.8	95.2	73.0
Available	(91.3,92.2)	(91.8,92.8)	(87.7,89.8)	(92.4,94.2)	(91.5,93.9)	(94.4,95.9)	(70.1,75.7)
Not Available	8.2	7.7	11.2	6.6	7.2	4.8	27.0
	(7.8,8.7)	(7.3,8.3)	(10.2,12.3)	(5.8,7.6)	(6.1,8.5)	(4.1,5.6)	(24.3,29.9)

38A4. On average during a month, how often do you and/or your family members (child, children, or other legal dependents) use the following on base programs, facilities, or services?: Outdoor recreation equipment rental

Table 38A4a.2
Availability of On Base Outdoor Recreation Equipment Rental: Spouses by Member Paygrade.

	Enlisted						Warrant Officers	Officers
	E1-E3	E4	E5-E6	E7-E9	W1-W5	O1-O3		
Estimated Population								
Not Applicable								
Not Responding on Item	726	2,498	9,032	4,708	484	1,487	2,054	
Responding on Item	30,037	88,141	274,352	118,626	13,403	58,096	69,112	
Available	93.6 (92.2,94.8)	93.7 (92.5,94.8)	91.9 (91.0,92.6)	89.9 (88.5,91.1)	91.5 (90.0,92.8)	92.3 (90.9,93.6)	90.8 (89.4,92.0)	
Not Available	6.4 (5.2,7.8)	6.3 (5.2,7.5)	8.1 (7.4,9.0)	10.1 (8.9,11.5)	8.5 (7.2,10.0)	7.7 (6.4,9.1)	9.2 (8.0,10.6)	

38A4. On average during a month, how often do you and/or your family members (child, children, or other legal dependents) use the following on base programs, facilities, or services?: Outdoor recreation equipment rental

Table 38A4a.3
Availability of On Base Outdoor Recreation Equipment Rental: Spouses by Gender and Member Location.

	Gender		Member Location		
	Male	Female	50 States or District of Columbia	Guam, US Virgin Islands, Puerto Rico	Overseas, American Samoa,
38A4. On average during a month, how often do you and/or your family members (child, children, or other legal dependents) use the following on base programs, facilities, or services?: Outdoor recreation equipment rental					
Estimated Population					
Not Applicable					
Not Responding on Item	1,488	19,500	17,770	3,219	
Responding on Item	57,640	594,126	555,779	95,974	
Available	92.2 (89.8,94.0)	91.7 (91.2,92.2)	91.8 (91.3,92.3)	91.7 (90.5,92.8)	
Not Available	7.9 (6.0,10.3)	8.3 (7.8,8.8)	8.2 (7.8,8.8)	8.3 (7.2,9.5)	

Table 38A4u.1
Usage of On Base Outdoor Recreation Equipment Rental: Spouses by Member Service.

	Total	DoD					Coast Guard
		Total	Army	Navy	Marine Corps	Air Force	
Estimated Population							
Not Applicable							
Not Responding on Item	74,692	34,205	15,007	6,211	13,828	5,441	
Responding on Item	598,063	197,860	150,887	55,430	181,374	12,511	
0 times	79.3 (78.3,80.4)	82.9 (81.0,84.7)	80.1 (78.4,81.7)	78.2 (75.6,80.5)	75.1 (73.3,76.9)	79.8 (77.1,82.4)	
1-5 times	18.7 (17.8,19.6)	15.3 (14.0,16.8)	17.7 (16.1,19.4)	20.0 (17.8,22.4)	22.9 (21.2,24.7)	18.8 (16.4,21.6)	
6-10 times	1.1 (0.9,1.5)	1.1* (0.6,2.1)	1.2* (0.8,1.7)	NR (0.0,0.0)	1.1* (0.8,1.7)	NR (0.0,0.0)	
11-15 times	0.4* (0.3,0.6)	NR (0.0,0.0)	NR (0.0,0.0)	NR (0.0,0.0)	NR (0.0,0.0)	NR (0.0,0.0)	
16-20 times	NR (0.0,0.0)	NR (0.0,0.0)	NR (0.0,0.0)	NR (0.0,0.0)	NR (0.0,0.0)	NR (0.0,0.0)	
21-25 times	NR (0.0,0.0)	NR (0.0,0.0)	NR (0.0,0.0)	NR (0.0,0.0)	NR (0.0,0.0)	NR (0.0,0.0)	
26 times or more	NR (0.0,0.0)	NR (0.0,0.0)	NR (0.0,0.0)	NR (0.0,0.0)	NR (0.0,0.0)	NR (0.0,0.0)	

NR: Not reported; cell size less than 30. * Low precision or cell size between 30 and 59.

Table 38A4u.2
Usage of On Base Outdoor Recreation Equipment Rental: Spouses by Member Paygrade.

	Enlisted						Warrant Officers		Officers	
	E1-E3	E4	E5-E6	E7-E9	W1-W5	O1-O3	O4-O6			
Estimated Population										
Not Applicable										
Not Responding on Item	2,641	8,020	31,334	16,727	1,620	5,945	8,404			
Responding on Item	28,121	82,619	252,050	106,607	12,267	53,638	62,762			
0 times	84.8 (82.3,86.9)	83.1 (80.8,85.2)	78.4 (76.7,80.1)	77.8 (75.6,79.9)	81.8 (79.1,84.2)	77.6 (75.2,79.8)	79.2 (76.6,81.5)			
1-5 times	13.3 (11.3,15.7)	15.8 (13.8,18.0)	18.9 (17.4,20.4)	20.4 (18.4,22.5)	16.9 (14.5,19.7)	21.2 (19.1,23.5)	19.9 (17.7,22.3)			
6-10 times	NR (0.0,0.0)	NR (0.0,0.0)	1.5* (1.0,2.3)	NR (0.0,0.0)	NR (0.0,0.0)	NR (0.0,0.0)	NR (0.0,0.0)			
11-15 times	NR (0.0,0.0)	NR (0.0,0.0)	NR (0.0,0.0)	NR (0.0,0.0)	NR (0.0,0.0)	NR (0.0,0.0)	NR (0.0,0.0)			
16-20 times	NR (0.0,0.0)	NR (0.0,0.0)	NR (0.0,0.0)	NR (0.0,0.0)	NR (0.0,0.0)	NR (0.0,0.0)	NR (0.0,0.0)			
21-25 times	NR (0.0,0.0)	NR (0.0,0.0)	NR (0.0,0.0)	NR (0.0,0.0)	NR (0.0,0.0)	NR (0.0,0.0)	NR (0.0,0.0)			
26 times or more	NR (0.0,0.0)	NR (0.0,0.0)	NR (0.0,0.0)	NR (0.0,0.0)	NR (0.0,0.0)	NR (0.0,0.0)	NR (0.0,0.0)			

NR: Not reported; cell size less than 30. * Low precision or cell size between 30 and 59.

Table 38A4u.3

Usage of On Base Outdoor Recreation Equipment Rental: Spouses by Gender and Member Location.

	Gender		Member Location		
	Male	Female	50 States or District of Columbia	Guam, US Virgin Islands, Puerto Rico	Overseas, American Samoa,
38A4. On average during a month, how often do you and/or your family members (child, children, or other legal dependents) use the following on base programs, facilities, or services?: Outdoor recreation equipment rental					
Estimated Population					
Not Applicable					
Not Responding on Item	6,011	68,681	63,542	11,150	
Responding on Item	53,118	544,945	510,006	88,043	
0 times	75.6 (71.8,79.1)	79.7 (78.7,80.7)	80.4 (79.3,81.4)	73.4 (71.0,75.6)	
1-5 times	21.9 (18.4,25.7)	18.4 (17.6,19.3)	17.7 (16.8,18.6)	24.6 (22.4,27.0)	
6-10 times	NR (0.0,0.0)	1.1 (0.8,1.5)	1.1 (0.8,1.5)	NR (0.0,0.0)	
11-15 times	NR (0.0,0.0)	0.4* (0.3,0.6)	0.4* (0.3,0.6)	NR (0.0,0.0)	
16-20 times	NR (0.0,0.0)	NR (0.0,0.0)	NR (0.0,0.0)	NR (0.0,0.0)	
21-25 times	NR (0.0,0.0)	NR (0.0,0.0)	NR (0.0,0.0)	NR (0.0,0.0)	
26 times or more	NR (0.0,0.0)	NR (0.0,0.0)	NR (0.0,0.0)	NR (0.0,0.0)	

NR: Not reported; cell size less than 30. * Low precision or cell size between 30 and 59.

Table 38B4a.1
Availability of Off Base Outdoor Recreation Equipment Rental: Spouses by Member Service.

	Total	DoD					Coast Guard
		Total	Army	Navy	Marine Corps	Air Force	
Estimated Population							
Not Applicable							
Not Responding on Item	59,800	21,429	12,578	6,193	18,437	1,163	
Responding on Item	612,955	210,636	153,316	55,448	176,766	16,789	
Available	91.0 (90.4,91.4)	89.3 (88.3,90.3)	93.5 (92.5,94.5)	90.5 (88.7,92.0)	91.0 (89.9,92.0)	88.3 (86.2,90.1)	
Not Available	9.1 (8.6,9.6)	10.7 (9.7,11.7)	6.5 (5.5,7.5)	9.5 (8.0,11.3)	9.0 (8.0,10.1)	11.7 (9.9,13.9)	

38B4. On average during a month, how often do you and/or your family members (child, children, or other legal dependents) use the following civilian off base programs, facilities, or services?: Outdoor recreation equipment rental

Table 38B4a.2
Availability of Off Base Outdoor Recreation Equipment Rental: Spouses by Member Paygrade.

	Enlisted						Warrant Officers		Officers	
	E1-E3	E4	E5-E6	E7-E9	W1-W5	O1-O3	O4-O6			
Estimated Population										
Not Applicable										
Not Responding on Item	2,437	8,387	24,457	11,957	1,342	5,265	5,956			
Responding on Item	28,326	82,252	258,927	111,376	12,545	54,318	65,210			
Available	92.1 (90.2,93.6)	91.6 (90.1,92.9)	91.1 (90.2,92.0)	90.5 (88.9,91.8)	90.7 (88.5,92.5)	89.9 (88.0,91.5)	90.7 (89.4,91.8)			
Not Available	7.9 (6.4,9.8)	8.4 (7.1,9.9)	8.9 (8.0,9.8)	9.5 (8.2,11.1)	9.4 (7.6,11.5)	10.1 (8.5,12.0)	9.4 (8.2,10.6)			

38B4. On average during a month, how often do you and/or your family members (child, children, or other legal dependents) use the following civilian off base programs, facilities, or services?: Outdoor recreation equipment rental

Table 38B4a.3
Availability of Off Base Outdoor Recreation Equipment Rental: Spouses by Gender and Member Location.

	Gender		Member Location	
	Male	Female	50 States or District of Columbia	Overseas, American Samoa, Guam, US Virgin Islands, Puerto Rico
38B4. On average during a month, how often do you and/or your family members (child, children, or other legal dependents) use the following civilian off base programs, facilities, or services?: Outdoor recreation equipment rental				
Estimated Population				
Not Applicable				
Not Responding on Item	6,282	53,518	48,400	11,400
Responding on Item	52,847	560,108	525,148	87,793
Available	90.9 (88.1,93.1)	91.0 (90.4,91.5)	93.2 (92.8,93.7)	77.2 (75.1,79.1)
Not Available	9.1 (6.9,11.9)	9.1 (8.5,9.6)	6.8 (6.3,7.2)	22.8 (20.9,24.9)

Table 38B4u.1
Usage of Off Base Outdoor Recreation Equipment Rental: Spouses by Member Service.

	Total	DoD					Coast Guard
		Total	Army	Navy	Marine Corps	Air Force	
38B4. On average during a month, how often do you and/or your family members (child, children, or other legal dependents) use the following civilian off base programs, facilities, or services?: Outdoor recreation equipment rental							
Estimated Population							
Not Applicable							
Not Responding on Item	115,303	43,914	22,478	11,463	34,316	3,131	
Responding on Item	557,452	188,151	143,416	50,178	160,887	14,821	
0 times	91.8 (91.3,92.4)	92.2 (91.2,93.0)	90.2 (88.9,91.4)	93.3 (91.9,94.5)	92.8 (91.7,93.8)	88.3 (86.2,90.1)	
1-5 times	7.1 (6.6,7.7)	6.5 (5.7,7.4)	8.6 (7.5,10.0)	6.2 (5.0,7.6)	6.4 (5.5,7.5)	10.7 (8.9,12.7)	
6-10 times	0.6 (0.5,0.7)	0.8* (0.6,1.1)	NR (0.0,0.0)	NR (0.0,0.0)	NR (0.0,0.0)	NR (0.0,0.0)	
11-15 times	NR (0.0,0.0)	NR (0.0,0.0)	NR (0.0,0.0)	NR (0.0,0.0)	NR (0.0,0.0)	NR (0.0,0.0)	
16-20 times	NR (0.0,0.0)	NR (0.0,0.0)	NR (0.0,0.0)	NR (0.0,0.0)	NR (0.0,0.0)	NR (0.0,0.0)	
21-25 times	NR (0.0,0.0)	NR (0.0,0.0)	NR (0.0,0.0)	NR (0.0,0.0)	NR (0.0,0.0)	NR (0.0,0.0)	
26 times or more	NR (0.0,0.0)	NR (0.0,0.0)	NR (0.0,0.0)	NR (0.0,0.0)	NR (0.0,0.0)	NR (0.0,0.0)	

NR: Not reported; cell size less than 30. * Low precision or cell size between 30 and 59.

Table 38B4u.2
Usage of Off Base Outdoor Recreation Equipment Rental: Spouses by Member Paygrade.

	Enlisted						Warrant Officers	Officers			
	E1-E3	E4	E5-E6	E7-E9	W1-W5	O1-O3		O4-O6			
Estimated Population											
Not Applicable											
Not Responding on Item	4,677	15,314	47,421	22,566	2,515	10,755	12,055				
Responding on Item	26,086	75,325	235,963	100,767	11,372	48,828	59,111				
0 times	92.4 (90.1,94.2)	92.1 (90.4,93.5)	92.0 (90.9,92.9)	90.5 (89.2,91.6)	92.5 (90.3,94.2)	91.8 (90.1,93.2)	93.0 (91.4,94.4)				
1-5 times	6.8 (5.1,9.0)	6.8 (5.4,8.4)	6.7 (5.9,7.6)	8.3 (7.3,9.5)	6.4 (4.7,8.6)	7.8 (6.4,9.4)	6.8 (5.5,8.5)				
6-10 times	NR (0.0,0.0)	NR (0.0,0.0)	0.7* (0.5,1.0)	NR (0.0,0.0)	NR (0.0,0.0)	NR (0.0,0.0)	NR (0.0,0.0)				
11-15 times	NR (0.0,0.0)	NR (0.0,0.0)	NR (0.0,0.0)	NR (0.0,0.0)	NR (0.0,0.0)	NR (0.0,0.0)	NR (0.0,0.0)				
16-20 times	NR (0.0,0.0)	NR (0.0,0.0)	NR (0.0,0.0)	NR (0.0,0.0)	NR (0.0,0.0)	NR (0.0,0.0)	NR (0.0,0.0)				
21-25 times	NR (0.0,0.0)	NR (0.0,0.0)	NR (0.0,0.0)	NR (0.0,0.0)	NR (0.0,0.0)	NR (0.0,0.0)	NR (0.0,0.0)				
26 times or more	NR (0.0,0.0)	NR (0.0,0.0)	NR (0.0,0.0)	NR (0.0,0.0)	NR (0.0,0.0)	NR (0.0,0.0)	NR (0.0,0.0)				

NR: Not reported; cell size less than 30. * Low precision or cell size between 30 and 59.

Table 38B4u.3

Usage of Off Base Outdoor Recreation Equipment Rental: Spouses by Gender and Member Location.

	Gender		Member Location		
	Male	Female	50 States or District of Columbia	Guam, US Virgin Islands, Puerto Rico	Overseas, American Samoa,
38B4. On average during a month, how often do you and/or your family members (child, children, or other legal dependents) use the following civilian off base programs, facilities, or services?: Outdoor recreation equipment rental					
Estimated Population					
Not Applicable					
Not Responding on Item	11,076	104,227	83,877	31,426	
Responding on Item	48,053	509,399	489,671	67,767	
0 times	87.4 (84.1,90.2)	92.3 (91.7,92.8)	91.7 (91.1,92.3)	93.0 (91.2,94.5)	
1-5 times	10.6 (8.2,13.7)	6.8 (6.3,7.3)	7.3 (6.8,8.0)	5.4 (4.2,7.0)	
6-10 times	NR (0.0,0.0)	0.5 (0.4,0.7)	0.5 (0.4,0.7)	NR (0.0,0.0)	
11-15 times	NR (0.0,0.0)	NR (0.0,0.0)	NR (0.0,0.0)	NR (0.0,0.0)	
16-20 times	NR (0.0,0.0)	NR (0.0,0.0)	NR (0.0,0.0)	NR (0.0,0.0)	
21-25 times	NR (0.0,0.0)	NR (0.0,0.0)	NR (0.0,0.0)	NR (0.0,0.0)	
26 times or more	NR (0.0,0.0)	NR (0.0,0.0)	NR (0.0,0.0)	NR (0.0,0.0)	

NR: Not reported; cell size less than 30.

Table 38A5a.1
Availability of On Base Recreation Center: Spouses by Member Service.

	Total	DoD					Coast Guard
		Total	Army	Navy	Marine Corps	Air Force	
Estimated Population							
Not Applicable							
Not Responding on Item	14,714	13,909	6,501	3,368	1,502	2,539	805
Responding on Item	658,041	640,894	225,564	162,527	60,139	192,663	17,147
Available	88.8 (88.1,89.4)	89.6 (88.9,90.2)	86.6 (85.4,87.8)	90.6 (89.3,91.6)	89.3 (87.9,90.6)	92.3 (91.3,93.3)	58.7 (55.4,61.9)
Not Available	11.2 (10.6,11.9)	10.4 (9.8,11.1)	13.4 (12.2,14.6)	9.5 (8.4,10.7)	10.7 (9.4,12.1)	7.7 (6.8,8.7)	41.3 (38.1,44.6)

38A5. On average during a month, how often do you and/or your family members (child, children, or other legal dependents) use the following on base programs, facilities, or services?: Recreation center (e.g., recreation room, music/TV, game room/amusement machines)

Table 38A5a.2
Availability of On Base Recreation Center: Spouses by Member Paygrade.

	Enlisted						Warrant Officers	Officers
	E1-E3	E4	E5-E6	E7-E9	W1-W5	O1-O3		
Estimated Population								
Not Applicable								
Not Responding on Item	397	1,809	6,034	3,729	332	763	1,650	
Responding on Item	30,366	88,830	277,350	119,604	13,555	58,820	69,516	
Available	92.4 (91.1,93.6)	91.0 (89.4,92.3)	88.7 (87.7,89.6)	87.0 (85.6,88.4)	87.4 (85.2,89.3)	88.5 (86.7,90.1)	88.3 (86.7,89.7)	
Not Available	7.6 (6.4,8.9)	9.0 (7.7,10.6)	11.3 (10.4,12.3)	13.0 (11.7,14.4)	12.6 (10.7,14.8)	11.5 (9.9,13.3)	11.7 (10.3,13.3)	

38A5. On average during a month, how often do you and/or your family members (child, children, or other legal dependents) use the following on base programs, facilities, or services?: Recreation center (e.g., recreation room, music/TV, game room/amusement machines)

Table 38A5a.3
Availability of On Base Recreation Center: Spouses by Gender and Member Location.

	Gender		Member Location		
	Male	Female	50 States or District of Columbia	Overseas, American Samoa, Guam, US Virgin Islands, Puerto Rico	
Estimated Population					
Not Applicable					
Not Responding on Item	524	14,190	12,806	1,908	
Responding on Item	58,605	599,436	560,743	97,285	
Available	88.8 (86.5,90.8)	88.8 (88.1,89.4)	88.7 (88.0,89.3)	89.5 (88.0,90.9)	
Not Available	11.2 (9.2,13.5)	11.2 (10.6,11.9)	11.4 (10.7,12.0)	10.5 (9.1,12.0)	

38A5. On average during a month, how often do you and/or your family members (child, children, or other legal dependents) use the following on base programs, facilities, or services?: Recreation center (e.g., recreation room, music/TV, game room/amusement machines)

Table 38A5u.1
Usage of On Base Recreation Center: Spouses by Member Service.

	Total	DoD					Coast Guard
		Total	Army	Navy	Marine Corps	Air Force	
Estimated Population							
Not Applicable							
Not Responding on Item	88,546	80,658	36,678	18,725	7,934	17,321	7,888
Responding on Item	584,209	574,145	195,387	147,169	53,708	177,882	10,064
0 times	81.4 (80.7,82.1)	81.4 (79.7,82.4)	81.1 (79.7,82.4)	83.3 (81.8,84.8)	78.9 (76.6,81.0)	81.0 (79.4,82.5)	80.4 (77.1,83.4)
1-5 times	14.2 (13.5,14.9)	14.2 (13.5,14.9)	14.4 (13.2,15.6)	12.4 (11.0,13.9)	16.6 (14.6,18.7)	14.8 (13.6,16.2)	14.6 (11.8,17.9)
6-10 times	2.3 (2.1,2.7)	2.3 (2.1,2.7)	2.6 (2.0,3.3)	2.3 (1.8,2.9)	2.2* (1.6,3.1)	2.2 (1.7,2.8)	NR (0.0,0.0)
11-15 times	0.8 (0.7,1.0)	0.8 (0.7,1.0)	0.7* (0.5,1.1)	NR (0.0,0.0)	NR (0.0,0.0)	NR (0.0,0.0)	NR (0.0,0.0)
16-20 times	0.5 (0.4,0.7)	0.5* (0.4,0.7)	NR (0.0,0.0)	NR (0.0,0.0)	NR (0.0,0.0)	NR (0.0,0.0)	NR (0.0,0.0)
21-25 times	0.3* (0.2,0.4)	0.3* (0.2,0.4)	NR (0.0,0.0)	NR (0.0,0.0)	NR (0.0,0.0)	NR (0.0,0.0)	NR (0.0,0.0)
26 times or more	0.5 (0.4,0.6)	0.5* (0.3,0.6)	NR (0.0,0.0)	NR (0.0,0.0)	NR (0.0,0.0)	NR (0.0,0.0)	NR (0.0,0.0)

NR: Not reported; cell size less than 30. * Low precision or cell size between 30 and 59.

Table 38A5u.2

Usage of On Base Recreation Center: Spouses by Member Paygrade.

	Enlisted						Warrant Officers	Officers	
	E1-E3	E4	E5-E6	E7-E9	W1-W5	O1-O3		O4-O6	
Estimated Population									
Not Applicable									
Not Responding on Item	2,694	9,826	37,424	19,238	2,039	7,519	9,806		
Responding on Item	28,069	80,813	245,960	104,095	11,849	52,064	61,360		
0 times	81.8 (79.3,84.1)	83.0 (81.2,84.6)	79.3 (77.8,80.6)	78.4 (76.3,80.4)	83.0 (80.1,85.6)	88.3 (86.3,90.1)	86.5 (84.5,88.3)		
1-5 times	14.6 (12.4,17.2)	13.9 (12.4,15.6)	15.5 (14.2,16.9)	15.7 (13.8,17.8)	12.6 (10.5,15.0)	10.0 (8.3,12.0)	10.8 (9.2,12.8)		
6-10 times	NR (0.0,0.0)	2.1* (1.4,3.0)	2.7 (2.2,3.4)	2.9* (2.1,3.8)	NR (0.0,0.0)	NR (0.0,0.0)	NR (0.0,0.0)		
11-15 times	NR (0.0,0.0)	NR (0.0,0.0)	1.0* (0.7,1.4)	NR (0.0,0.0)	NR (0.0,0.0)	NR (0.0,0.0)	NR (0.0,0.0)		
16-20 times	NR (0.0,0.0)	NR (0.0,0.0)	NR (0.0,0.0)	NR (0.0,0.0)	NR (0.0,0.0)	NR (0.0,0.0)	NR (0.0,0.0)		
21-25 times	NR (0.0,0.0)	NR (0.0,0.0)	NR (0.0,0.0)	NR (0.0,0.0)	NR (0.0,0.0)	NR (0.0,0.0)	NR (0.0,0.0)		
26 times or more	NR (0.0,0.0)	NR (0.0,0.0)	NR (0.0,0.0)	NR (0.0,0.0)	NR (0.0,0.0)	NR (0.0,0.0)	NR (0.0,0.0)		

NR: Not reported; cell size less than 30. * Low precision or cell size between 30 and 59.

Table 38A5u.3
Usage of On Base Recreation Center: Spouses by Gender and Member Location.

38A5. On average during a month, how often do you and/or your family members (child, children, or other legal dependents) use the following on base programs, facilities, or services?: Recreation center (e.g., recreation room, music/TV, game room/amusement machines)

	Gender		Member Location		
	Male	Female	50 States or District of Columbia	Guam, US Virgin Islands, Puerto Rico	Overseas, American Samoa,
Estimated Population					
Not Applicable					
Not Responding on Item	7,080	81,466	76,451	12,095	
Responding on Item	52,049	532,160	497,097	87,098	
0 times	77.9 (74.7,80.7)	81.7 (81.0,82.5)	83.8 (83.0,84.6)	67.5 (65.2,69.7)	
1-5 times	17.0 (14.1,20.2)	13.9 (13.3,14.6)	12.6 (11.8,13.5)	23.3 (21.5,25.3)	
6-10 times	NR	2.3	1.8	5.2	
11-15 times	(0.0,0.0)	(2.0,2.6)	(1.6,2.1)	(4.2,6.5)	
16-20 times	NR	0.8	0.7	NR	
21-25 times	(0.0,0.0)	(0.6,1.0)	(0.6,1.0)	(0.0,0.0)	
26 times or more	NR	0.5*	0.3*	NR	
	(0.0,0.0)	(0.3,0.7)	(0.3,0.5)	(0.0,0.0)	
	NR	0.3*	NR	NR	
	(0.0,0.0)	(0.2,0.4)	(0.0,0.0)	(0.0,0.0)	
	NR	0.5*	0.4*	NR	
	(0.0,0.0)	(0.3,0.6)	(0.3,0.6)	(0.0,0.0)	

NR: Not reported; cell size less than 30. * Low precision or cell size between 30 and 59.

Table 38B5a.1
Availability of Off Base Recreation Center: Spouses by Member Service.

	Total	DoD					Coast Guard
		Total	Army	Navy	Marine Corps	Air Force	
Estimated Population							
Not Applicable							
Not Responding on Item	53,053	51,870	18,559	11,072	5,212	17,027	1,183
Responding on Item	619,702	602,933	213,507	154,822	56,429	178,176	16,768
Available	90.8 (90.2,91.4)	91.0 (90.4,91.6)	89.4 (88.3,90.5)	93.6 (92.6,94.6)	91.2 (89.8,92.5)	90.5 (89.2,91.8)	84.2 (81.7,86.5)
Not Available	9.2 (8.6,9.8)	9.0 (8.4,9.6)	10.6 (9.6,11.7)	6.4 (5.4,7.4)	8.8 (7.5,10.2)	9.5 (8.2,10.9)	15.8 (13.5,18.3)

38B5. On average during a month, how often do you and/or your family members (child, children, or other legal dependents) use the following civilian off base programs, facilities, or services?: Recreation center (e.g., recreation room, music/TV, game room/amusement machines)

Table 38B5a.2
Availability of Off Base Recreation Center: Spouses by Member Paygrade.

	Enlisted						Warrant Officers	Officers
	E1-E3	E4	E5-E6	E7-E9	W1-W5	O1-O3		
Estimated Population								
Not Applicable								
Not Responding on Item	2,252	7,364	21,406	10,899	1,193	4,340	5,597	
Responding on Item	28,510	83,274	261,978	112,434	12,694	55,243	65,569	
Available	92.7 (90.9,94.2)	90.1 (88.4,91.5)	90.8 (89.7,91.9)	91.1 (89.7,92.3)	90.9 (88.8,92.6)	89.1 (87.2,90.8)	91.8 (90.4,93.0)	
Not Available	7.3 (5.8,9.1)	10.0 (8.5,11.6)	9.2 (8.1,10.3)	8.9 (7.7,10.3)	9.2 (7.4,11.2)	10.9 (9.2,12.8)	8.2 (7.0,9.7)	

38B5. On average during a month, how often do you and/or your family members (child, children, or other legal dependents) use the following civilian off base programs, facilities, or services?: Recreation room, music/TV, game room/amusement machines)

Table 38B5a.3
Availability of Off Base Recreation Center: Spouses by Gender and Member Location.

	Gender		Member Location		
	Male	Female	50 States or District of Columbia	Overseas, American Samoa, Guam, US Virgin Islands, Puerto Rico	
Estimated Population					
Not Applicable					
Not Responding on Item	5,429	47,625	42,513	10,540	
Responding on Item	53,700	566,001	531,035	88,653	
Available	90.0 (87.0,92.3)	90.9 (90.3,91.5)	92.7 (92.1,93.2)	79.8 (77.6,81.9)	
Not Available	10.0 (7.7,13.0)	9.1 (8.5,9.7)	7.3 (6.9,7.9)	20.2 (18.1,22.4)	

38B5. On average during a month, how often do you and/or your family members (child, children, or other legal dependents) use the following civilian off base programs, facilities, or services?: Recreation center (e.g., recreation room, music/TV, game room/amusement machines)

Table 38B5u.1
Usage of Off Base Recreation Center: Spouses by Member Service.

	Total	DoD					Coast Guard
		Army	Navy	Marine Corps	Air Force		
Estimated Population	Total						
Not Applicable	109,938	41,143	20,924	10,165	33,879	3,826	
Not Responding on Item	562,817	190,922	144,971	51,476	161,323	14,126	
Responding on Item	77.1 (76.1,78.2)	78.5 (76.5,80.4)	73.1 (71.2,75.0)	77.4 (75.1,79.5)	79.4 (77.6,81.1)	73.8 (71.0,76.4)	
0 times	18.5 (17.6,19.5)	17.2 (15.7,18.7)	21.3 (19.6,23.0)	18.8 (16.9,20.9)	17.3 (15.7,19.1)	21.0 (18.5,23.7)	
1-5 times	2.6 (2.3,3.0)	2.6 (1.8,3.7)	3.2 (2.5,4.0)	2.2* (1.6,3.1)	2.1* (1.7,2.7)	3.3* (2.2,5.0)	
6-10 times	0.7 (0.6,0.9)	NR (0.0,0.0)	NR (0.0,0.0)	NR (0.0,0.0)	NR (0.0,0.0)	NR (0.0,0.0)	
11-15 times	0.3* (0.2,0.4)	NR (0.0,0.0)	NR (0.0,0.0)	NR (0.0,0.0)	NR (0.0,0.0)	NR (0.0,0.0)	
16-20 times	NR (0.0,0.0)	NR (0.0,0.0)	NR (0.0,0.0)	NR (0.0,0.0)	NR (0.0,0.0)	NR (0.0,0.0)	
21-25 times	0.6 (0.4,0.7)	NR (0.0,0.0)	NR (0.0,0.0)	NR (0.0,0.0)	NR (0.0,0.0)	NR (0.0,0.0)	
26 times or more							

NR: Not reported; cell size less than 30. * Low precision or cell size between 30 and 59.

Table 38B5u.2

Usage of Off Base Recreation Center: Spouses by Member Paygrade.

	Enlisted						Warrant Officers	Officers
	E1-E3	E4	E5-E6	E7-E9	W1-W5	O1-O3		
Estimated Population								
Not Applicable								
Not Responding on Item	4,325	15,651	45,395	20,875	2,355	10,339	10,997	
Responding on Item	26,438	74,988	237,988	102,458	11,532	49,244	60,169	
0 times	78.0 (75.2,80.6)	76.5 (73.7,79.0)	75.5 (73.8,77.1)	75.6 (73.6,77.5)	78.6 (75.4,81.5)	81.1 (78.4,83.5)	83.3 (81.2,85.3)	
1-5 times	17.5 (15.1,20.2)	18.6 (16.6,20.8)	19.7 (18.3,21.2)	19.6 (17.7,21.7)	16.3 (13.9,19.0)	16.4 (14.1,19.0)	14.5 (12.6,16.7)	
6-10 times	2.7* (1.8,4.0)	2.9* (2.1,4.0)	2.7 (2.1,3.6)	3.0 (2.4,3.9)	3.4* (2.2,5.1)	NR (0.0,0.0)	NR (0.0,0.0)	
11-15 times	NR (0.0,0.0)	NR (0.0,0.0)	0.9* (0.6,1.3)	NR (0.0,0.0)	NR (0.0,0.0)	NR (0.0,0.0)	NR (0.0,0.0)	
16-20 times	NR (0.0,0.0)	NR (0.0,0.0)	NR (0.0,0.0)	NR (0.0,0.0)	NR (0.0,0.0)	NR (0.0,0.0)	NR (0.0,0.0)	
21-25 times	NR (0.0,0.0)	NR (0.0,0.0)	NR (0.0,0.0)	NR (0.0,0.0)	NR (0.0,0.0)	NR (0.0,0.0)	NR (0.0,0.0)	
26 times or more	NR (0.0,0.0)	NR (0.0,0.0)	NR (0.0,0.0)	NR (0.0,0.0)	NR (0.0,0.0)	NR (0.0,0.0)	NR (0.0,0.0)	

NR: Not reported; cell size less than 30. * Low precision or cell size between 30 and 59.

Table 38B5u.3
Usage of Off Base Recreation Center: Spouses by Gender and Member Location.

	Gender		Member Location		
	Male	Female	50 States or District of Columbia	Overseas, American Samoa, Guam, US Virgin Islands, Puerto Rico	
38B5. On average during a month, how often do you and/or your family members (child, children, or other legal dependents) use the following civilian off base programs, facilities, or services?: Recreation room, music/TV, game room/amusement machines)					
Estimated Population					
Not Applicable					
Not Responding on Item	10,823	99,115	81,517	28,421	
Responding on Item	48,306	514,511	492,031	70,772	
0 times	75.2 (71.5,78.5)	77.3 (76.2,78.4)	77.2 (75.9,78.3)	77.1 (74.4,79.6)	
1-5 times	19.3 (15.9,23.1)	18.5 (17.5,19.4)	18.6 (17.6,19.7)	18.1 (15.8,20.6)	
6-10 times	3.3* (2.2,4.9)	2.5 (2.2,2.9)	2.6 (2.2,3.0)	2.7* (1.9,3.8)	
11-15 times	NR (0.0,0.0)	0.7 (0.5,0.9)	0.7 (0.6,0.9)	NR (0.0,0.0)	
16-20 times	NR (0.0,0.0)	0.3* (0.2,0.4)	0.3* (0.2,0.4)	NR (0.0,0.0)	
21-25 times	NR (0.0,0.0)	NR (0.0,0.0)	NR (0.0,0.0)	NR (0.0,0.0)	
26 times or more	NR (0.0,0.0)	0.6 (0.5,0.8)	0.6 (0.4,0.7)	NR (0.0,0.0)	

NR: Not reported; cell size less than 30. * Low precision or cell size between 30 and 59.

Table 38A6a.1
Availability of On Base Golf Course: Spouses by Member Service.

	Total	DoD					Coast Guard
		Total	Army	Navy	Marine Corps	Air Force	
Estimated Population							
Not Applicable							
Not Responding on Item	12,012	11,341	5,692	2,495	1,394	1,761	670
Responding on Item	660,743	643,462	226,373	163,399	60,247	193,442	17,282
Available	87.1 (86.5,87.6)	88.1 (87.5,88.7)	86.6 (85.5,87.7)	85.2 (83.8,86.5)	87.7 (86.1,89.1)	92.5 (91.4,93.4)	47.9 (44.7,51.2)
Not Available	12.9 (12.4,13.5)	11.9 (11.3,12.5)	13.4 (12.3,14.5)	14.8 (13.5,16.2)	12.3 (10.9,13.9)	7.5 (6.6,8.6)	52.1 (48.9,55.3)

38A6. On average during a month, how often do you and/or your family members (child, children, or other legal dependents) use the following on base programs, facilities, or services?: Golf course

Table 38A6a.2
Availability of On Base Golf Course: Spouses by Member Paygrade.

	Enlisted						Warrant Officers	Officers				
	E1-E3	E4	E5-E6	E7-E9	W1-W5	O1-O3		O4-O6				
Estimated Population												
Not Applicable												
Not Responding on Item	407	1,384	4,900	3,107	299	426	1,490					
Responding on Item	30,356	89,255	278,484	120,227	13,588	59,157	69,676					
Available	89.7 (87.7,91.4)	90.2 (88.5,91.7)	86.0 (85.1,86.9)	86.3 (84.8,87.6)	85.5 (83.5,87.3)	88.0 (86.2,89.6)	87.1 (85.4,88.7)					
Not Available	10.3 (8.7,12.3)	9.8 (8.3,11.5)	14.0 (13.1,15.0)	13.8 (12.4,15.2)	14.5 (12.7,16.5)	12.0 (10.4,13.8)	12.9 (11.3,14.6)					

38A6. On average during a month, how often do you and/or your family members (child, children, or other legal dependents) use the following on base programs, facilities, or services?: Golf course

Table 38A6a.3
Availability of On Base Golf Course: Spouses by Gender and Member Location.

	Gender		Member Location		
	Male	Female	50 States or District of Columbia	Guam, US Virgin Islands, Puerto Rico	Overseas, American Samoa,
38A6. On average during a month, how often do you and/or your family members (child, children, or other legal dependents) use the following on base programs, facilities, or services?: Golf course					
Estimated Population					
Not Applicable					
Not Responding on Item	453	11,559	10,236	1,775	
Responding on Item	58,676	602,067	563,312	97,418	
Available	87.6 (84.6,90.0)	87.0 (86.4,87.6)	87.9 (87.3,88.4)	82.5 (80.6,84.3)	
Not Available	12.5 (10.0,15.4)	13.0 (12.4,13.6)	12.2 (11.6,12.7)	17.5 (15.8,19.4)	

Table 38A6u.1
Usage of On Base Golf Course: Spouses by Member Service.

	Total	DoD					Coast Guard
		Total	Army	Navy	Marine Corps	Air Force	
Estimated Population							
Not Applicable	97,485						
Not Responding on Item	575,270						
Responding on Item	76.4	87,811	35,963	26,689	8,811	16,348	9,674
	(75.5,77.3)	(75.5,77.3)	(78.2,82.0)	(76.1,79.6)	(76.6,80.8)	(68.7,72.1)	(72.8,79.8)
1-5 times	18.5	18.5	15.7	17.3	16.0	23.2	20.4
	(17.8,19.3)	(17.7,19.3)	(14.0,17.6)	(15.8,19.0)	(14.3,18.0)	(21.6,24.9)	(17.2,24.0)
6-10 times	2.6	2.6	2.1	2.5	3.4	3.1	NR
	(2.2,3.1)	(2.2,3.1)	(1.4,3.2)	(1.9,3.2)	(2.6,4.5)	(2.5,4.0)	(0.0,0.0)
11-15 times	1.2	1.2	1.2*	1.3*	NR	1.2*	NR
	(0.9,1.5)	(0.9,1.5)	(0.6,2.1)	(0.9,1.8)	(0.0,0.0)	(0.8,1.7)	(0.0,0.0)
16-20 times	0.4*	0.4*	NR	NR	NR	NR	NR
	(0.3,0.6)	(0.3,0.6)	(0.0,0.0)	(0.0,0.0)	(0.0,0.0)	(0.0,0.0)	(0.0,0.0)
21-25 times	0.2*	NR	NR	NR	NR	NR	NR
	(0.2,0.4)	(0.0,0.0)	(0.0,0.0)	(0.0,0.0)	(0.0,0.0)	(0.0,0.0)	(0.0,0.0)
26 times or more	0.7	0.7	NR	NR	NR	NR	NR
	(0.5,0.8)	(0.5,0.9)	(0.0,0.0)	(0.0,0.0)	(0.0,0.0)	(0.0,0.0)	(0.0,0.0)

NR: Not reported; cell size less than 30. * Low precision or cell size between 30 and 59.

Table 38A6u.2
Usage of On Base Golf Course: Spouses by Member Paygrade.

	Enlisted						Warrant Officers	Officers	
	E1-E3	E4	E5-E6	E7-E9	W1-W5	O1-O3		O4-O6	
Estimated Population									
Not Applicable									
Not Responding on Item	3,544	10,126	43,898	19,639	2,274	7,543	10,460		
Responding on Item	27,218	80,513	239,485	103,694	11,613	52,040	60,706		
0 times	86.2 (83.8,88.2)	81.0 (78.6,83.2)	79.0 (77.5,80.4)	75.9 (73.6,77.9)	75.4 (72.6,78.1)	64.6 (61.6,67.6)	66.8 (64.0,69.5)		
1-5 times	11.5 (9.7,13.7)	14.8 (12.9,16.9)	15.9 (14.6,17.3)	18.1 (16.3,20.1)	19.9 (17.4,22.6)	29.8 (27.0,32.8)	27.6 (25.1,30.3)		
6-10 times	NR (0.0,0.0)	2.2* (1.5,3.2)	2.5 (1.8,3.4)	3.3 (2.5,4.2)	2.1* (1.4,3.2)	2.9* (2.1,4.1)	3.0* (2.1,4.2)		
11-15 times	NR (0.0,0.0)	NR (0.0,0.0)	1.2* (0.8,2.0)	NR (0.0,0.0)	NR (0.0,0.0)	NR (0.0,0.0)	NR (0.0,0.0)		
16-20 times	NR (0.0,0.0)	NR (0.0,0.0)	NR (0.0,0.0)	NR (0.0,0.0)	NR (0.0,0.0)	NR (0.0,0.0)	NR (0.0,0.0)		
21-25 times	NR (0.0,0.0)	NR (0.0,0.0)	NR (0.0,0.0)	NR (0.0,0.0)	NR (0.0,0.0)	NR (0.0,0.0)	NR (0.0,0.0)		
26 times or more	NR (0.0,0.0)	NR (0.0,0.0)	NR (0.0,0.0)	NR (0.0,0.0)	NR (0.0,0.0)	NR (0.0,0.0)	NR (0.0,0.0)		

NR: Not reported; cell size less than 30. * Low precision or cell size between 30 and 59.

Table 38A6u.3
Usage of On Base Golf Course: Spouses by Gender and Member Location.

	Gender		Member Location		
	Male	Female	50 States or District of Columbia	Guam, US Virgin Islands, Puerto Rico	Overseas, American Samoa,
38A6. On average during a month, how often do you and/or your family members (child, children, or other legal dependents) use the following on base programs, facilities, or services?: Golf course					
Estimated Population					
Not Applicable					
Not Responding on Item	7,756	89,729	78,664	18,821	
Responding on Item	51,373	523,897	494,884	80,372	
0 times	71.7 (67.6,75.5)	76.9 (76.0,77.7)	76.5 (75.5,77.4)	76.0 (73.7,78.1)	
1-5 times	20.8 (16.8,25.3)	18.3 (17.6,19.0)	18.6 (17.7,19.5)	18.0 (16.2,20.0)	
6-10 times	NR (0.0,0.0)	2.5 (2.1,3.0)	2.6 (2.2,3.1)	2.6* (1.8,3.6)	
11-15 times	NR (0.0,0.0)	1.2 (0.9,1.6)	1.1 (0.8,1.5)	NR (0.0,0.0)	
16-20 times	NR (0.0,0.0)	0.4* (0.3,0.5)	0.3* (0.2,0.5)	NR (0.0,0.0)	
21-25 times	NR (0.0,0.0)	NR (0.0,0.0)	NR (0.0,0.0)	NR (0.0,0.0)	
26 times or more	NR (0.0,0.0)	0.6 (0.5,0.8)	0.7 (0.5,0.9)	NR (0.0,0.0)	

NR: Not reported; cell size less than 30. * Low precision or cell size between 30 and 59.

Table 38B6a.1
Availability of Off Base Golf Course: Spouses by Member Service.

	Total	DoD					Coast Guard
		Total	Army	Navy	Marine Corps	Air Force	
Estimated Population							
Not Applicable							
Not Responding on Item	50,160	17,629	10,534	5,461	15,533	1,003	
Responding on Item	622,594	214,436	155,360	56,180	179,669	16,949	
Available	94.5 (94.1,95.0)	92.7 (91.7,93.6)	95.9 (95.2,96.6)	94.9 (93.7,95.9)	95.8 (95.0,96.5)	90.1 (88.1,91.8)	
Not Available	5.5 (5.0,6.0)	7.3 (6.4,8.3)	4.1 (3.4,4.9)	5.1 (4.1,6.3)	4.2 (3.5,5.0)	9.9 (8.3,11.9)	

38B6. On average during a month, how often do you and/or your family members (child, children, or other legal dependents) use the following civilian off base programs, facilities, or services?: Golf course

Table 38B6a.2
Availability of Off Base Golf Course: Spouses by Member Paygrade.

38B6. On average during a month, how often do you and/or your family members (child, children, or other legal dependents) use the following civilian off base programs, facilities, or services?: Golf course

	Enlisted						Warrant Officers	Officers
	E1-E3	E4	E5-E6	E7-E9	W1-W5	O1-O3		
Estimated Population								
Not Applicable								
Not Responding on Item	2,343	7,220	20,111	10,358	1,109	3,994	5,025	
Responding on Item	28,420	83,419	263,273	112,975	12,778	55,589	66,141	
Available	93.0 (91.2,94.5)	93.5 (92.0,94.8)	94.1 (93.1,95.0)	95.6 (94.6,96.4)	94.5 (92.5,96.1)	94.8 (93.3,95.9)	96.3 (95.2,97.2)	
Not Available	7.0 (5.5,8.8)	6.5 (5.2,8.0)	5.9 (5.0,6.9)	4.5 (3.7,5.4)	5.5 (3.9,7.6)	5.3 (4.1,6.7)	3.7 (2.9,4.8)	

Table 38B6a.3
Availability of Off Base Golf Course: Spouses by Gender and Member Location.

38B6. On average during a month, how often do you and/or your family members (child, children, or other legal dependents) use the following civilian off base programs, facilities, or services?: Golf course

	Gender		Member Location		
	Male	Female	50 States or District of Columbia	Guam, US Virgin Islands, Puerto Rico	Overseas, American Samoa,
Estimated Population					
Not Applicable					
Not Responding on Item	4,957	45,204	40,417	9,743	
Responding on Item	54,172	568,422	533,131	89,450	
Available	94.1 (91.4,96.0)	94.6 (94.1,95.0)	96.1 (95.6,96.5)	85.5 (83.5,87.3)	
Not Available	5.9* (4.0,8.6)	5.4 (5.0,5.9)	3.9 (3.5,4.4)	14.5 (12.7,16.6)	

* Low precision or cell size between 30 and 59.

Table 38B6u.1
Usage of Off Base Golf Course: Spouses by Member Service.

	Total	DoD					Coast Guard
		Total	Army	Navy	Marine Corps	Air Force	
Estimated Population							
Not Applicable							
Not Responding on Item	84,167	33,195	16,867	8,323	23,096	2,686	
Responding on Item	588,588	198,870	149,027	53,319	172,106	15,266	
0 times	83.9 (83.0,84.7)	85.6 (83.7,87.4)	84.0 (82.3,85.6)	86.7 (85.0,88.3)	81.7 (80.0,83.3)	74.0 (71.1,76.7)	
1-5 times	13.4 (12.7,14.2)	11.6 (10.4,13.0)	13.9 (12.4,15.5)	11.2 (9.8,12.9)	15.0 (13.4,16.8)	22.3 (19.7,25.1)	
6-10 times	1.4	1.2	1.0*	NR	2.0*	NR	
11-15 times	0.6 (0.4,0.9)	NR (1.0,1.6)	NR (0.7,1.5)	NR (0.0,0.0)	NR (1.6,2.6)	NR (0.0,0.0)	
16-20 times	0.2*	NR (0.0,0.0)	NR (0.0,0.0)	NR (0.0,0.0)	NR (0.0,0.0)	NR (0.0,0.0)	
21-25 times	NR (0.0,0.0)	NR (0.0,0.0)	NR (0.0,0.0)	NR (0.0,0.0)	NR (0.0,0.0)	NR (0.0,0.0)	
26 times or more	0.3* (0.2,0.5)	NR (0.0,0.0)	NR (0.0,0.0)	NR (0.0,0.0)	NR (0.0,0.0)	NR (0.0,0.0)	

NR: Not reported; cell size less than 30. * Low precision or cell size between 30 and 59.

Table 38B6u.2
Usage of Off Base Golf Course: Spouses by Member Paygrade.

	Enlisted						Warrant Officers		Officers	
	E1-E3	E4	E5-E6	E7-E9	W1-W5	O1-O3	O4-O6			
Estimated Population										
Not Applicable										
Not Responding on Item	4,322	12,619	35,653	15,383	1,807	6,910	7,472			
Responding on Item	26,440	78,019	247,731	107,951	12,080	52,673	63,694			
0 times	91.9 (89.6,93.7)	87.8 (85.7,89.6)	85.8 (84.2,87.3)	81.8 (80.1,83.5)	81.4 (78.9,83.7)	78.6 (76.0,81.1)	76.4 (73.7,79.0)			
1-5 times	6.0 (4.7,7.8)	10.5 (8.9,12.4)	11.5 (10.2,12.9)	14.8 (13.2,16.4)	15.8 (13.6,18.3)	18.8 (16.5,21.3)	20.7 (18.3,23.3)			
6-10 times	NR (0.0,0.0)	NR (0.0,0.0)	1.3* (1.0,1.6)	2.0* (1.5,2.6)	NR (0.0,0.0)	NR (0.0,0.0)	1.9* (1.3,2.7)			
11-15 times	NR (0.0,0.0)	NR (0.0,0.0)	NR (0.0,0.0)	NR (0.0,0.0)	NR (0.0,0.0)	NR (0.0,0.0)	NR (0.0,0.0)			
16-20 times	NR (0.0,0.0)	NR (0.0,0.0)	NR (0.0,0.0)	NR (0.0,0.0)	NR (0.0,0.0)	NR (0.0,0.0)	NR (0.0,0.0)			
21-25 times	NR (0.0,0.0)	NR (0.0,0.0)	NR (0.0,0.0)	NR (0.0,0.0)	NR (0.0,0.0)	NR (0.0,0.0)	NR (0.0,0.0)			
26 times or more	NR (0.0,0.0)	NR (0.0,0.0)	NR (0.0,0.0)	NR (0.0,0.0)	NR (0.0,0.0)	NR (0.0,0.0)	NR (0.0,0.0)			

NR: Not reported; cell size less than 30. * Low precision or cell size between 30 and 59.

Table 38B6u.3
Usage of Off Base Golf Course: Spouses by Gender and Member Location.

	Gender		Member Location		
	Male	Female	50 States or District of Columbia	Guam, US Virgin Islands, Puerto Rico	Overseas, American Samoa,
38B6. On average during a month, how often do you and/or your family members (child, children, or other legal dependents) use the following civilian off base programs, facilities, or services?: Golf course					
Estimated Population					
Not Applicable					
Not Responding on Item	8,150	76,017	61,418	22,749	
Responding on Item	50,979	537,609	512,130	76,444	
0 times	75.6 (71.6,79.2)	84.7 (83.8,85.5)	83.0 (82.0,84.0)	89.6 (88.0,91.0)	
1-5 times	20.0 (16.4,24.1)	12.8 (12.1,13.5)	14.2 (13.3,15.1)	8.4 (7.1,10.0)	
6-10 times	NR (0.0,0.0)	1.3 (1.2,1.5)	1.5 (1.3,1.8)	NR (0.0,0.0)	
11-15 times	NR (0.0,0.0)	0.6* (0.4,0.9)	0.6* (0.4,1.0)	NR (0.0,0.0)	
16-20 times	NR (0.0,0.0)	0.2* (0.2,0.4)	0.3* (0.2,0.4)	NR (0.0,0.0)	
21-25 times	NR (0.0,0.0)	NR (0.0,0.0)	NR (0.0,0.0)	NR (0.0,0.0)	
26 times or more	NR (0.0,0.0)	0.3* (0.2,0.4)	0.3* (0.2,0.5)	NR (0.0,0.0)	

NR: Not reported; cell size less than 30. * Low precision or cell size between 30 and 59.

Table 38A7a.1
Availability of On Base Bowling Center: Spouses by Member Service.

	Total	DoD					Coast Guard
		Total	Army	Navy	Marine Corps	Air Force	
Estimated Population							
Not Applicable	12,474	5,847	2,629	1,308	2,031	658	
Not Responding on Item	660,281	226,218	163,265	60,333	193,171	17,294	
Responding on Item	91.1	90.7	91.2	92.7	94.9	49.3	
Available	(90.6,91.7)	(89.6,91.7)	(90.2,92.1)	(91.4,93.8)	(94.0,95.7)	(46.2,52.5)	
Not Available	8.9	9.3	8.8	7.4	5.1	50.7	
	(8.4,9.4)	(8.3,10.4)	(7.9,9.8)	(6.2,8.6)	(4.3,6.0)	(47.5,53.8)	

38A7. On average during a month, how often do you and/or your family members (child, children, or other legal dependents) use the following on base programs, facilities, or services?: Bowling center

Table 38A7a.2

Availability of On Base Bowling Center: Spouses by Member Paygrade.

	Enlisted				Warrant Officers	Officers	
	E1-E3	E4	E5-E6	E7-E9		W1-W5	O1-O3
Estimated Population							
Not Applicable							
Not Responding on Item	501	1,390	5,212	3,065	270	590	1,446
Responding on Item	30,262	89,248	278,171	120,269	13,617	58,993	69,720
Available	95.2 (94.2,96.1)	95.8 (94.8,96.5)	90.7 (89.9,91.5)	88.1 (86.6,89.4)	89.1 (87.0,91.0)	91.9 (90.5,93.1)	90.0 (88.5,91.3)
Not Available	4.8 (3.9,5.8)	4.2 (3.5,5.2)	9.3 (8.5,10.1)	11.9 (10.6,13.4)	10.9 (9.0,13.0)	8.1 (6.9,9.5)	10.0 (8.7,11.5)

38A7. On average during a month, how often do you and/or your family members (child, children, or other legal dependents) use the following on base programs, facilities, or services?: Bowling center

Table 38A7a.3
Availability of On Base Bowling Center: Spouses by Gender and Member Location.

	Gender		Member Location		
	Male	Female	50 States or District of Columbia	Overseas, American Samoa, Guam, US Virgin Islands, Puerto Rico	
Estimated Population					
Not Applicable					
Not Responding on Item	508	11,966	10,770	1,704	
Responding on Item	58,621	601,660	562,778	97,489	
Available	91.7 (89.9,93.2)	91.1 (90.5,91.6)	90.7 (90.0,91.3)	93.8 (92.7,94.7)	
Not Available	8.3 (6.8,10.1)	8.9 (8.4,9.5)	9.3 (8.7,10.0)	6.2 (5.3,7.3)	

38A7. On average during a month, how often do you and/or your family members (child, children, or other legal dependents) use the following on base programs, facilities, or services?: Bowling center

Table 38A7u.1
Usage of On Base Bowling Center: Spouses by Member Service.

	Total	DoD					Coast Guard
		Total	Army	Navy	Marine Corps	Air Force	
38A7. On average during a month, how often do you and/or your family members (child, children, or other legal dependents) use the following on base programs, facilities, or services?: Bowling center							
Estimated Population							
Not Applicable	71,058	26,922	17,056	5,741	11,914	9,425	
Not Responding on Item	601,697	205,143	148,839	55,900	183,288	8,527	
Responding on Item	54.8 (53.8,55.8)	53.1 (51.4,54.8)	61.4 (59.5,63.3)	55.4 (52.7,58.0)	50.4 (48.4,52.4)	70.9 (67.6,74.1)	
0 times	38.4 (37.2,39.1)	39.2 (37.7,40.8)	32.6 (30.8,34.6)	37.5 (35.0,40.0)	42.3 (40.3,44.4)	24.5 (21.4,27.9)	
1-5 times	4.3	4.8	3.3	4.8	4.4	NR	
6-10 times	1.1 (3.9,4.7)	1.1* (4.0,5.8)	1.1* (2.7,4.1)	NR (4.0,5.8)	1.0* (3.8,5.2)	NR (0.0,0.0)	
11-15 times	0.6	0.7*	NR	NR	NR	NR	
16-20 times	0.3* (0.5,0.7)	NR (0.5,1.0)	NR (0.0,0.0)	NR (0.0,0.0)	NR (0.0,0.0)	NR (0.0,0.0)	
21-25 times	0.8	0.8*	NR	NR	NR	NR	
26 times or more	0.7 (0.7,1.0)	0.6 (0.6,1.2)	0.0 (0.0,0.0)	0.0 (0.0,0.0)	0.0 (0.0,0.0)	0.0 (0.0,0.0)	

NR: Not reported; cell size less than 30. * Low precision or cell size between 30 and 59.

Table 38A7u.2
Usage of On Base Bowling Center: Spouses by Member Paygrade.

	Enlisted					Warrant Officers	Officers	
	E1-E3	E4	E5-E6	E7-E9	W1-W5		O1-O3	O4-O6
Estimated Population								
Not Applicable								
Not Responding on Item	1,951	5,166	30,999	17,396	1,749	8,427		
Responding on Item	28,812	85,473	252,385	105,937	12,138	62,739		
0 times	54.8 (51.2,58.3)	51.8 (49.5,54.2)	50.8 (49.1,52.5)	53.0 (50.8,55.1)	57.3 (54.2,60.3)	66.8 (64.2,70.4)		
1-5 times	38.2 (34.7,41.8)	41.2 (39.0,43.4)	41.2 (39.6,42.9)	37.3 (35.3,39.4)	37.6 (34.4,41.0)	30.5 (28.2,33.0)		
6-10 times	4.2* (3.1,5.6)	4.9 (3.9,6.1)	4.6 (3.9,5.6)	5.9 (4.9,7.1)	3.0* (2.0,4.6)	NR (0.0,0.0)		
11-15 times	NR (0.0,0.0)	NR (0.0,0.0)	1.3* (1.0,1.7)	1.7* (1.2,2.4)	NR (0.0,0.0)	NR (0.0,0.0)		
16-20 times	NR (0.0,0.0)	NR (0.0,0.0)	NR (0.0,0.0)	NR (0.0,0.0)	NR (0.0,0.0)	NR (0.0,0.0)		
21-25 times	NR (0.0,0.0)	NR (0.0,0.0)	NR (0.0,0.0)	NR (0.0,0.0)	NR (0.0,0.0)	NR (0.0,0.0)		
26 times or more	NR (0.0,0.0)	NR (0.0,0.0)	1.1* (0.8,1.5)	NR (0.0,0.0)	NR (0.0,0.0)	NR (0.0,0.0)		

NR: Not reported; cell size less than 30. * Low precision or cell size between 30 and 59.

Table 38A7u.3
Usage of On Base Bowling Center: Spouses by Gender and Member Location.

	Gender		Member Location		
	Male	Female	50 States or District of Columbia	Guam, US Virgin Islands, Puerto Rico	Overseas, American Samoa,
Estimated Population					
Not Applicable					
Not Responding on Item	5,370	65,687	63,270	7,788	
Responding on Item	53,759	547,939	510,278	91,405	
0 times	53.8 (49.3,58.2)	54.9 (54.0,55.9)	58.2 (57.2,59.3)	35.7 (33.4,38.1)	
1-5 times	36.8 (32.5,41.3)	38.3 (37.4,39.2)	35.8 (34.8,36.8)	51.4 (48.9,53.9)	
6-10 times	5.6*	4.2	3.9	6.8	
11-15 times	(3.9,8.1)	(3.8,4.7)	(3.4,4.4)	(5.7,8.2)	
16-20 times	NR	1.1	0.8	2.4*	
21-25 times	(0.0,0.0)	(0.9,1.3)	(0.7,1.1)	(1.8,3.1)	
26 times or more	NR	0.6	0.4*	NR	
	(0.0,0.0)	(0.4,0.7)	(0.3,0.6)	(0.0,0.0)	
	NR	NR	NR	NR	
	(0.0,0.0)	(0.0,0.0)	(0.0,0.0)	(0.0,0.0)	
	NR	0.8	0.7	NR	
	(0.0,0.0)	(0.6,1.0)	(0.5,0.9)	(0.0,0.0)	

NR: Not reported; cell size less than 30. * Low precision or cell size between 30 and 59.

Table 38B7a.1
Availability of Off Base Bowling Center: Spouses by Member Service.

	Total	DoD					Coast Guard
		Total	Army	Navy	Marine Corps	Air Force	
Estimated Population							
Not Applicable	53,063						973
Not Responding on Item	619,692						16,376
Responding on Item		52,091	19,374	10,806	5,536	16,376	
Available	94.8 (94.4,95.2)	602,712 94.9 (94.4,95.3)	212,691 93.0 (92.1,93.8)	155,089 96.3 (95.6,96.9)	56,106 96.1 (94.9,97.0)	178,827 95.5 (94.7,96.3)	16,979 92.4 (90.5,93.9)
Not Available	5.2 (4.8,5.6)	5.1 (4.7,5.6)	7.0 (6.2,7.9)	3.7 (3.1,4.5)	3.9 (3.0,5.1)	4.5 (3.7,5.3)	7.6 (6.1,9.5)

38B7. On average during a month, how often do you and/or your family members (child, children, or other legal dependents) use the following civilian off base programs, facilities, or services?: Bowling center

Table 38B7a.2
Availability of Off Base Bowling Center: Spouses by Member Paygrade.

	Enlisted						Warrant Officers		Officers	
	E1-E3	E4	E5-E6	E7-E9	W1-W5	O1-O3	O4-O6			
Estimated Population										
Not Applicable										
Not Responding on Item	2,331	7,078	22,329	10,530	1,107	4,191	5,497			
Responding on Item	28,432	83,561	261,055	112,803	12,780	55,392	65,669			
Available	95.3 (93.8,96.4)	92.5 (91.0,93.9)	95.1 (94.4,95.7)	95.3 (94.3,96.1)	94.2 (92.4,95.7)	94.4 (93.0,95.6)	96.3 (95.1,97.2)			
Not Available	4.8 (3.6,6.2)	7.5 (6.1,9.0)	4.9 (4.3,5.6)	4.8 (3.9,5.7)	5.8 (4.3,7.6)	5.6 (4.4,7.0)	3.7 (2.8,4.9)			

38B7. On average during a month, how often do you and/or your family members (child, children, or other legal dependents) use the following civilian off base programs, facilities, or services?: Bowling center

Table 38B7a.3
Availability of Off Base Bowling Center: Spouses by Gender and Member Location.

38B7. On average during a month, how often do you and/or your family members (child, children, or other legal dependents) use the following civilian off base programs, facilities, or services?: Bowling center

	Gender		Member Location		
	Male	Female	50 States or District of Columbia	Overseas, American Samoa, Guam, US Virgin Islands, Puerto Rico	
Estimated Population					
Not Applicable					
Not Responding on Item	5,343	47,720	42,516	10,547	
Responding on Item	53,786	565,906	531,032	88,646	
Available	94.4 (92.4,95.8)	94.9 (94.4,95.3)	96.7 (96.3,97.0)	83.8 (81.7,85.7)	
Not Available	5.7* (4.2,7.6)	5.1 (4.7,5.6)	3.3 (3.0,3.7)	16.2 (14.3,18.3)	

* Low precision or cell size between 30 and 59.

Table 38B7u.1
Usage of Off Base Bowling Center: Spouses by Member Service.

	Total	DoD					Coast Guard
		Army	Navy	Marine Corps	Air Force		
Estimated Population							
Not Applicable	85,139	34,208	16,564	7,734	24,363	2,269	
Not Responding on Item	587,616	197,857	149,331	53,907	170,839	15,682	
Responding on Item	78.9	79.9	75.1	80.3	81.6	67.2	
0 times	(78.1,79.6)	(78.5,81.2)	(73.3,76.9)	(78.2,82.2)	(80.1,82.9)	(64.1,70.1)	
1-5 times	18.6	17.7	22.0	17.1	16.2	29.5	
	(17.8,19.4)	(16.4,19.1)	(20.3,23.7)	(15.3,19.0)	(14.9,17.6)	(26.7,32.5)	
6-10 times	1.6	1.3	1.8	1.9*	1.5*	NR	
	(1.3,1.8)	(0.9,1.7)	(1.4,2.4)	(1.3,2.7)	(1.1,2.1)	(0.0,0.0)	
11-15 times	0.4*	NR	NR	NR	NR	NR	
	(0.3,0.6)	(0.0,0.0)	(0.0,0.0)	(0.0,0.0)	(0.0,0.0)	(0.0,0.0)	
16-20 times	NR	NR	NR	NR	NR	NR	
	(0.0,0.0)	(0.0,0.0)	(0.0,0.0)	(0.0,0.0)	(0.0,0.0)	(0.0,0.0)	
21-25 times	NR	NR	NR	NR	NR	NR	
	(0.0,0.0)	(0.0,0.0)	(0.0,0.0)	(0.0,0.0)	(0.0,0.0)	(0.0,0.0)	
26 times or more	0.3*	NR	NR	NR	NR	NR	
	(0.2,0.5)	(0.0,0.0)	(0.0,0.0)	(0.0,0.0)	(0.0,0.0)	(0.0,0.0)	

NR: Not reported; cell size less than 30. * Low precision or cell size between 30 and 59.

Table 38B7u.2
Usage of Off Base Bowling Center: Spouses by Member Paygrade.

	Enlisted						Warrant Officers		Officers	
	E1-E3	E4	E5-E6	E7-E9	W1-W5	O1-O3	O4-O6			
Estimated Population										
Not Applicable										
Not Responding on Item	3,680	13,312	35,212	15,885	1,843	7,278	7,928			
Responding on Item	27,082	77,327	248,171	107,448	12,044	52,305	63,238			
0 times	79.4 (76.7,81.8)	80.0 (77.5,82.3)	77.6 (76.1,79.0)	74.2 (72.4,76.0)	77.2 (73.6,80.5)	88.8 (87.0,90.4)	82.0 (79.7,84.2)			
1-5 times	18.9 (16.4,21.6)	17.6 (15.6,19.8)	19.4 (18.1,20.8)	22.4 (20.7,24.2)	20.0 (16.8,23.6)	10.3 (8.9,11.9)	16.7 (14.6,18.9)			
6-10 times	NR (0.0,0.0)	NR (0.0,0.0)	1.8 (1.4,2.4)	1.8* (1.3,2.6)	NR (0.0,0.0)	NR (0.0,0.0)	NR (0.0,0.0)			
11-15 times	NR (0.0,0.0)	NR (0.0,0.0)	NR (0.0,0.0)	NR (0.0,0.0)	NR (0.0,0.0)	NR (0.0,0.0)	NR (0.0,0.0)			
16-20 times	NR (0.0,0.0)	NR (0.0,0.0)	NR (0.0,0.0)	NR (0.0,0.0)	NR (0.0,0.0)	NR (0.0,0.0)	NR (0.0,0.0)			
21-25 times	NR (0.0,0.0)	NR (0.0,0.0)	NR (0.0,0.0)	NR (0.0,0.0)	NR (0.0,0.0)	NR (0.0,0.0)	NR (0.0,0.0)			
26 times or more	NR (0.0,0.0)	NR (0.0,0.0)	NR (0.0,0.0)	NR (0.0,0.0)	NR (0.0,0.0)	NR (0.0,0.0)	NR (0.0,0.0)			

NR: Not reported; cell size less than 30. * Low precision or cell size between 30 and 59.

Table 38B7u.3
Usage of Off Base Bowling Center: Spouses by Gender and Member Location.

	Gender		Member Location		
	Male	Female	50 States or District of Columbia	Guam, US Virgin Islands, Puerto Rico	Overseas, American Samoa,
Estimated Population					
Not Applicable					
Not Responding on Item	8,384	76,754	60,245	24,894	
Responding on Item	50,744	536,872	513,303	74,299	
0 times	77.4 (73.4,81.0)	79.0 (78.2,79.8)	77.9 (77.0,78.8)	85.4 (83.2,87.3)	
1-5 times	18.2 (14.6,22.5)	18.6 (17.9,19.4)	19.5 (18.7,20.4)	12.4 (10.6,14.4)	
6-10 times	NR (0.0,0.0)	1.4 (1.2,1.7)	1.6 (1.4,1.9)	NR (0.0,0.0)	
11-15 times	NR (0.0,0.0)	0.4* (0.3,0.6)	0.4* (0.3,0.6)	NR (0.0,0.0)	
16-20 times	NR (0.0,0.0)	NR (0.0,0.0)	NR (0.0,0.0)	NR (0.0,0.0)	
21-25 times	NR (0.0,0.0)	NR (0.0,0.0)	NR (0.0,0.0)	NR (0.0,0.0)	
26 times or more	NR (0.0,0.0)	0.3* (0.2,0.5)	0.3* (0.2,0.4)	NR (0.0,0.0)	

NR: Not reported; cell size less than 30. * Low precision or cell size between 30 and 59.

Table 38A8a.1
Availability of On Base Recreation Lodging/Hotel or Resorts: Spouses by Member Service.

	Total	DoD					Coast Guard
		Total	Army	Navy	Marine Corps	Air Force	
Estimated Population							
Not Applicable	16,761		6,809	3,708	1,948	3,485	811
Not Responding on Item	655,994	638,853	225,257	162,186	59,693	191,717	17,141
Responding on Item	89.5	90.4	89.0	91.2	90.3	91.5	54.9
Available	(88.9,90.0)	(89.9,91.0)	(88.0,90.0)	(90.2,92.1)	(88.7,91.7)	(90.4,92.4)	(51.6,58.2)
Not Available	10.5	9.6	11.0	8.8	9.7	8.5	45.1
	(10.0,11.1)	(9.0,10.2)	(10.1,12.0)	(7.9,9.8)	(8.3,11.4)	(7.6,9.6)	(41.9,48.4)

38A8. On average during a month, how often do you and/or your family members (child, children, or other legal dependents) use the following on base programs, facilities, or services?: Recreation lodging/hotel or resorts

Table 38A8a.2
Availability of On Base Recreation Lodging/Hotel or Resorts: Spouses by Member Paygrade.

38A8. On average during a month, how often do you and/or your family members (child, children, or other legal dependents) use the following on base programs, facilities, or services?: Recreation lodging/hotel or resorts

	Enlisted				Warrant Officers	Officers
	E1-E3	E4	E5-E6	E7-E9	W1-W5	O1-O3 O4-O6
Estimated Population						
Not Applicable						
Not Responding on Item	616	2,003	6,971	3,747	430	985 2,009
Responding on Item	30,147	88,636	276,413	119,586	13,458	58,598 69,157
Available	92.7 (91.2,93.9)	92.6 (91.3,93.8)	89.0 (88.0,90.0)	87.6 (86.3,88.7)	87.8 (85.8,89.6)	90.6 (89.1,92.0)
Not Available	7.3 (6.1,8.8)	7.4 (6.3,8.7)	11.0 (10.0,12.1)	12.4 (11.3,13.7)	12.2 (10.4,14.2)	9.4 (8.1,10.9)
						88.7 (87.0,90.3) 9.4 (9.8,13.0)

Table 38A8a.3

Availability of On Base Recreation Lodging/Hotel or Resorts: Spouses by Gender and Member Location.

	Gender		Member Location	
	Male	Female	50 States or District of Columbia	Overseas, American Samoa, Guam, US Virgin Islands, Puerto Rico
Estimated Population				
Not Applicable				
Not Responding on Item	1,024	15,737	14,373	2,388
Responding on Item	58,105	597,889	559,175	96,805
Available	89.8 (87.8,91.5)	89.5 (88.9,90.0)	89.6 (89.0,90.2)	89.1 (87.5,90.4)
Not Available	10.2 (8.5,12.2)	10.5 (10.0,11.1)	10.4 (9.9,11.0)	11.0 (9.6,12.5)

38A8. On average during a month, how often do you and/or your family members (child, children, or other legal dependents) use the following on base programs, facilities, or services?: Recreation lodging/hotel or resorts

Table 38A8u.1
Usage of On Base Recreation Lodging/Hotel or Resorts: Spouses by Member Service.

	Total	DoD						Coast Guard
		Total	Army	Navy	Marine Corps	Air Force		
Estimated Population								
Not Applicable	85,672							
Not Responding on Item	587,083							
Responding on Item	78.4	77,132	31,573	17,991	7,759	19,808	8,540	
0 times	(77.4,79.3)	(77.4,79.3)	(75.2,78.2)	(76.6,80.1)	(79.2,82.8)	(77.9,80.9)	(75.4,81.6)	
1-5 times	19.5	19.5	20.6	19.6	17.2	18.8	19.9	
	(18.6,20.4)	(18.6,20.4)	(19.3,21.9)	(18.0,21.4)	(15.6,19.0)	(17.4,20.3)	(16.9,23.2)	
6-10 times	1.2	1.3	1.7	1.1*	NR	NR	NR	
	(1.0,1.6)	(1.0,1.6)	(1.1,2.6)	(0.8,1.6)	(0.0,0.0)	(0.0,0.0)	(0.0,0.0)	
11-15 times	0.3*	0.3*	NR	NR	NR	NR	NR	
	(0.3,0.5)	(0.3,0.5)	(0.0,0.0)	(0.0,0.0)	(0.0,0.0)	(0.0,0.0)	(0.0,0.0)	
16-20 times	NR	NR	NR	NR	NR	NR	NR	
	(0.0,0.0)	(0.0,0.0)	(0.0,0.0)	(0.0,0.0)	(0.0,0.0)	(0.0,0.0)	(0.0,0.0)	
21-25 times	NR	NR	NR	NR	NR	NR	NR	
	(0.0,0.0)	(0.0,0.0)	(0.0,0.0)	(0.0,0.0)	(0.0,0.0)	(0.0,0.0)	(0.0,0.0)	
26 times or more	0.3*	0.3*	NR	NR	NR	NR	NR	
	(0.2,0.4)	(0.2,0.4)	(0.0,0.0)	(0.0,0.0)	(0.0,0.0)	(0.0,0.0)	(0.0,0.0)	

NR: Not reported; cell size less than 30. * Low precision or cell size between 30 and 59.

Table 38A8u.2
Usage of On Base Recreation Lodging/Hotel or Resorts: Spouses by Member Paygrade.

	Enlisted						Warrant Officers		Officers	
	E1-E3	E4	E5-E6	E7-E9	W1-W5	O1-O3	O4-O6			
Estimated Population										
Not Applicable										
Not Responding on Item	2,818	8,552	37,350	18,602	2,068	6,484	9,798			
Responding on Item	27,945	82,087	246,034	104,731	11,819	53,099	61,368			
0 times	84.2 (81.3,86.7)	82.3 (80.1,84.4)	80.3 (78.7,81.8)	75.9 (73.9,77.8)	74.7 (72.1,77.2)	73.1 (70.3,75.7)	72.5 (70.2,74.6)			
1-5 times	14.6 (12.3,17.3)	16.0 (14.1,18.1)	17.5 (16.0,19.1)	21.0 (19.2,22.9)	23.0 (20.6,25.6)	25.6 (23.0,28.3)	25.7 (23.7,27.9)			
6-10 times	NR (0.0,0.0)	NR (0.0,0.0)	1.1* (0.8,1.5)	NR (0.0,0.0)	NR (0.0,0.0)	NR (0.0,0.0)	NR (0.0,0.0)			
11-15 times	NR (0.0,0.0)	NR (0.0,0.0)	NR (0.0,0.0)	NR (0.0,0.0)	NR (0.0,0.0)	NR (0.0,0.0)	NR (0.0,0.0)			
16-20 times	NR (0.0,0.0)	NR (0.0,0.0)	NR (0.0,0.0)	NR (0.0,0.0)	NR (0.0,0.0)	NR (0.0,0.0)	NR (0.0,0.0)			
21-25 times	NR (0.0,0.0)	NR (0.0,0.0)	NR (0.0,0.0)	NR (0.0,0.0)	NR (0.0,0.0)	NR (0.0,0.0)	NR (0.0,0.0)			
26 times or more	NR (0.0,0.0)	NR (0.0,0.0)	NR (0.0,0.0)	NR (0.0,0.0)	NR (0.0,0.0)	NR (0.0,0.0)	NR (0.0,0.0)			

NR: Not reported; cell size less than 30. * Low precision or cell size between 30 and 59.

Table 38A8u.3
Usage of On Base Recreation Lodging/Hotel or Resorts: Spouses by Gender and Member Location.

	Gender		Member Location		
	Male	Female	50 States or District of Columbia	Guam, US Virgin Islands, Puerto Rico	Overseas, American Samoa,
38A8. On average during a month, how often do you and/or your family members (child, children, or other legal dependents) use the following on base programs, facilities, or services?: Recreation lodging/hotel or resorts					
Estimated Population					
Not Applicable					
Not Responding on Item	6,926	78,746	72,688	12,984	
Responding on Item	52,203	534,880	500,860	86,209	
0 times	75.1 (70.3,79.3)	78.7 (77.8,79.7)	79.8 (78.7,80.7)	70.5 (68.0,72.8)	
1-5 times	22.4 (18.3,27.2)	19.2 (18.3,20.1)	18.3 (17.4,19.3)	26.3 (24.1,28.6)	
6-10 times	NR (0.0,0.0)	1.3 (1.0,1.6)	1.1 (0.8,1.5)	2.2* (1.5,3.0)	
11-15 times	NR (0.0,0.0)	0.3* (0.2,0.5)	0.3* (0.2,0.5)	NR (0.0,0.0)	
16-20 times	NR (0.0,0.0)	NR (0.0,0.0)	NR (0.0,0.0)	NR (0.0,0.0)	
21-25 times	NR (0.0,0.0)	NR (0.0,0.0)	NR (0.0,0.0)	NR (0.0,0.0)	
26 times or more	NR (0.0,0.0)	0.3* (0.2,0.4)	0.3* (0.2,0.4)	NR (0.0,0.0)	

NR: Not reported; cell size less than 30. * Low precision or cell size between 30 and 59.

Table 38B8a.1
Availability of Off Base Recreation Lodging/Hotel or Resorts: Spouses by Member Service.

	Total	DoD					Coast Guard
		Total	Army	Navy	Marine Corps	Air Force	
Estimated Population							
Not Applicable							
Not Responding on Item	51,713	18,036	10,802	5,605	16,141	1,129	
Responding on Item	621,042	214,029	155,092	56,036	179,062	16,823	
Available	97.4 (97.1,97.7)	96.6 (95.9,97.1)	98.4 (97.8,98.8)	97.2 (96.4,97.9)	98.0 (97.3,98.5)	95.0 (93.6,96.2)	
Not Available	2.6 (2.3,2.9)	3.4 (2.9,4.1)	1.7 (1.2,2.2)	2.8* (2.1,3.6)	2.1 (1.5,2.7)	5.0 (3.8,6.4)	

* Low precision or cell size between 30 and 59.

Table 38B8a.2
Availability of Off Base Recreation Lodging/Hotel or Resorts: Spouses by Member Paygrade.

38B8. On average during a month, how often do you and/or your family members (child, children, or other legal dependents) use the following civilian off base programs, facilities, or services?: Recreation lodging/hotel or resorts

	Enlisted					Warrant Officers	Officers	
	E1-E3	E4	E5-E6	E7-E9	W1-W5	O1-O3	O4-O6	
Estimated Population								
Not Applicable								
Not Responding on Item	2,421	6,960	20,922	10,583	1,114	3,992	5,720	
Responding on Item	28,342	83,679	262,462	112,751	12,773	55,591	65,446	
Available	95.8 (94.4,96.8)	96.8 (95.8,97.6)	97.6 (97.0,98.0)	97.1 (96.4,97.7)	97.7 (96.7,98.4)	98.1 (97.3,98.7)	98.3 (97.6,98.8)	
Not Available	4.2* (3.2,5.6)	3.2 (2.4,4.2)	2.4 (2.0,3.0)	2.9 (2.3,3.6)	2.3* (1.6,3.3)	1.9* (1.3,2.7)	1.7* (1.2,2.4)	

* Low precision or cell size between 30 and 59.

Table 38B8a.3
Availability of Off Base Recreation Lodging/Hotel or Resorts: Spouses by Gender and Member Location.

38B8. On average during a month, how often do you and/or your family members (child, children, or other legal dependents) use the following civilian off base programs, facilities, or services?: Recreation lodging/hotel or resorts

	Gender		Member Location		
	Male	Female	50 States or District of Columbia	Overseas, American Samoa, Guam, US Virgin Islands, Puerto Rico	
Estimated Population					
Not Applicable					
Not Responding on Item	5,101	46,611	41,331	10,382	
Responding on Item	54,028	567,015	532,217	88,811	
Available	97.1 (95.7,98.0)	97.5 (97.1,97.8)	97.8 (97.5,98.1)	95.2 (94.0,96.2)	
Not Available	2.9* (2.0,4.3)	2.5 (2.2,2.9)	2.2 (1.9,2.5)	4.8 (3.8,6.0)	

* Low precision or cell size between 30 and 59.

Table 38B8u.1
Usage of Off Base Recreation Lodging/Hotel or Resorts: Spouses by Member Service.

38B8. On average during a month, how often do you and/or your family members (child, children, or other legal dependents) use the following civilian off base programs, facilities, or services?: Recreation lodging/hotel or resorts

	Total	DoD					Coast Guard
		Total	Army	Navy	Marine Corps	Air Force	
Estimated Population							
Not Applicable	67,653						1,963
Not Responding on Item	605,102	589,113	206,694	152,535	54,485	175,398	15,989
Responding on Item	63.9	63.2	63.6	67.6	64.0	60.8	
0 times	(62.6,65.1)	(61.0,65.4)	(61.5,65.6)	(65.2,69.9)	(61.9,66.0)	(58.0,63.4)	
1-5 times	32.4	32.9	32.3	28.9	32.8	35.0	
	(31.3,33.5)	(31.1,34.7)	(30.3,34.4)	(26.7,31.3)	(30.7,34.8)	(32.2,37.8)	
6-10 times	2.4	2.8	2.4	2.4*	1.9*	2.9*	
	(2.1,2.8)	(2.2,3.7)	(1.9,3.1)	(1.7,3.3)	(1.4,2.5)	(2.1,4.1)	
11-15 times	0.6	NR	NR	NR	NR	NR	
	(0.5,0.7)	(0.0,0.0)	(0.0,0.0)	(0.0,0.0)	(0.0,0.0)	(0.0,0.0)	
16-20 times	0.3*	NR	NR	NR	NR	NR	
	(0.2,0.4)	(0.0,0.0)	(0.0,0.0)	(0.0,0.0)	(0.0,0.0)	(0.0,0.0)	
21-25 times	NR	NR	NR	NR	NR	NR	
	(0.0,0.0)	(0.0,0.0)	(0.0,0.0)	(0.0,0.0)	(0.0,0.0)	(0.0,0.0)	
26 times or more	0.4*	NR	NR	NR	NR	NR	
	(0.3,0.6)	(0.0,0.0)	(0.0,0.0)	(0.0,0.0)	(0.0,0.0)	(0.0,0.0)	

NR: Not reported; cell size less than 30. * Low precision or cell size between 30 and 59.

Table 38B8u.2
Usage of Off Base Recreation Lodging/Hotel or Resorts: Spouses by Member Paygrade.

	Enlisted						Warrant Officers		Officers	
	E1-E3	E4	E5-E6	E7-E9	W1-W5	O1-O3	O4-O6			
Estimated Population										
Not Applicable										
Not Responding on Item	3,617	9,636	27,322	13,808	1,411	5,035	6,824			
Responding on Item	27,146	81,003	256,062	109,525	12,477	54,548	64,342			
0 times	72.7 (69.4,75.8)	71.1 (68.5,73.6)	67.6 (65.6,69.6)	60.2 (57.9,62.4)	58.4 (54.9,61.7)	55.3 (52.6,58.0)	50.5 (47.5,53.5)			
1-5 times	25.1 (22.2,28.3)	25.4 (23.0,27.9)	28.8 (26.9,30.8)	34.4 (32.5,36.4)	37.6 (34.2,41.1)	41.3 (38.6,44.0)	46.5 (43.4,49.6)			
6-10 times	NR (0.0,0.0)	2.2* (1.6,3.1)	2.0 (1.6,2.5)	4.0 (2.9,5.6)	3.0* (2.1,4.2)	2.3* (1.6,3.4)	2.0* (1.3,3.1)			
11-15 times	NR (0.0,0.0)	NR (0.0,0.0)	0.8* (0.5,1.1)	NR (0.0,0.0)	NR (0.0,0.0)	NR (0.0,0.0)	NR (0.0,0.0)			
16-20 times	NR (0.0,0.0)	NR (0.0,0.0)	NR (0.0,0.0)	NR (0.0,0.0)	NR (0.0,0.0)	NR (0.0,0.0)	NR (0.0,0.0)			
21-25 times	NR (0.0,0.0)	NR (0.0,0.0)	NR (0.0,0.0)	NR (0.0,0.0)	NR (0.0,0.0)	NR (0.0,0.0)	NR (0.0,0.0)			
26 times or more	NR (0.0,0.0)	NR (0.0,0.0)	NR (0.0,0.0)	NR (0.0,0.0)	NR (0.0,0.0)	NR (0.0,0.0)	NR (0.0,0.0)			

NR: Not reported; cell size less than 30. * Low precision or cell size between 30 and 59.

Table 38B8u.3

Usage of Off Base Recreation Lodging/Hotel or Resorts: Spouses by Gender and Member Location.

	Gender		Member Location	
	Male	Female	50 States or District of Columbia	Overseas, American Samoa, Guam, US Virgin Islands, Puerto Rico
38B8. On average during a month, how often do you and/or your family members (child, children, or other legal dependents) use the following civilian off base programs, facilities, or services?: Recreation lodging/hotel or resorts				
Estimated Population				
Not Applicable				
Not Responding on Item	6,677	60,976	53,047	14,606
Responding on Item	52,452	552,650	520,501	84,587
0 times	57.5 (52.5,62.4)	64.4 (63.3,65.6)	63.6 (62.3,64.9)	65.3 (63.0,67.6)
1-5 times	37.4 (32.5,42.5)	31.9 (30.9,33.0)	32.5 (31.3,33.7)	31.7 (29.4,34.0)
6-10 times	2.8* (1.9,4.1)	2.4 (2.0,2.8)	2.6 (2.2,3.1)	NR (0.0,0.0)
11-15 times	NR (0.0,0.0)	0.5 (0.4,0.7)	0.6 (0.5,0.8)	NR (0.0,0.0)
16-20 times	NR (0.0,0.0)	0.3* (0.2,0.4)	0.3* (0.2,0.4)	NR (0.0,0.0)
21-25 times	NR (0.0,0.0)	NR (0.0,0.0)	NR (0.0,0.0)	NR (0.0,0.0)
26 times or more	NR (0.0,0.0)	0.4* (0.3,0.5)	0.4* (0.3,0.5)	NR (0.0,0.0)

NR: Not reported; cell size less than 30. * Low precision or cell size between 30 and 59.

Table 38A9a.1
Availability of On Base Clubs/Dance/Night Clubs: Spouses by Member Service.

	Total	DoD					Coast Guard
		Total	Army	Navy	Marine Corps	Air Force	
Estimated Population							
Not Applicable							
Not Responding on Item	16,499	15,756	6,968	4,075	1,747	2,967	743
Responding on Item	656,256	639,047	225,097	161,820	59,895	192,235	17,209
Available	90.5 (89.9,91.0)	91.4 (90.8,92.0)	89.3 (88.3,90.2)	90.7 (89.7,91.6)	89.8 (88.3,91.1)	95.0 (94.1,95.7)	56.0 (52.9,59.1)
Not Available	9.5 (9.0,10.1)	8.6 (8.1,9.2)	10.7 (9.8,11.8)	9.3 (8.4,10.3)	10.2 (8.9,11.7)	5.0 (4.3,5.9)	44.0 (40.9,47.1)

38A9. On average during a month, how often do you and/or your family members (child, children, or other legal dependents) use the following on base programs, facilities, or services?: Clubs/dance/night clubs

Table 38A9a.2
Availability of On Base Clubs/Dance/Night Clubs: Spouses by Member Paygrade.

38A9. On average during a month, how often do you and/or your family members (child, children, or other legal dependents) use the following on base programs, facilities, or services?: Clubs/dance/night clubs

	Enlisted						Warrant Officers	Officers			
	E1-E3	E4	E5-E6	E7-E9	W1-W5	O1-O3		O4-O6			
Estimated Population											
Not Applicable											
Not Responding on Item	502	2,239	6,786	4,052	303	895	1,722				
Responding on Item	30,260	88,400	276,598	119,282	13,584	58,688	69,444				
Available	90.0 (88.3,91.6)	92.8 (91.3,94.0)	90.3 (89.3,91.1)	89.7 (88.3,90.9)	90.5 (88.5,92.3)	90.3 (88.8,91.5)	90.2 (88.9,91.4)				
Not Available	10.0 (8.4,11.7)	7.2 (6.0,8.7)	9.8 (8.9,10.7)	10.3 (9.1,11.7)	9.5 (7.7,11.5)	9.8 (8.5,11.2)	9.8 (8.6,11.1)				

Table 38A9a.3
Availability of On Base Clubs/Dance/Night Clubs: Spouses by Gender and Member Location.

	Gender		Member Location		
	Male	Female	50 States or District of Columbia	Guam, US Virgin Islands, Puerto Rico	Overseas, American Samoa,
38A9. On average during a month, how often do you and/or your family members (child, children, or other legal dependents) use the following on base programs, facilities, or services?: Clubs/dance/night clubs					
Estimated Population					
Not Applicable					
Not Responding on Item	631	15,867	14,337	2,162	
Responding on Item	58,497	597,759	559,211	97,031	
Available	92.3 (90.6,93.7)	90.3 (89.7,90.8)	90.0 (89.3,90.6)	93.4 (92.1,94.4)	
Not Available	7.7 (6.3,9.4)	9.7 (9.2,10.3)	10.0 (9.4,10.7)	6.7 (5.6,7.9)	

Table 38A9u.1
Usage of On Base Clubs/Dance/Night Clubs: Spouses by Member Service.

38A9. On average during a month, how often do you and/or your family members (child, children, or other legal dependents) use the following on base programs, facilities, or services?: Clubs/dance/night clubs

	Total	DoD					Coast Guard
		Total	Army	Navy	Marine Corps	Air Force	
Estimated Population							
Not Applicable	78,991						
Not Responding on Item	593,764						
Responding on Item	77.1	77.7	83.0	75.9	71.7	82.8	
	(76.1,78.0)	(76.0,77.9)	(81.3,84.5)	(73.7,78.0)	(69.9,73.4)	(80.1,85.2)	
1-5 times	19.4	18.8	14.4	21.3	23.9	15.8	
	(18.5,20.4)	(17.2,20.5)	(12.9,16.0)	(19.3,23.4)	(22.2,25.7)	(13.5,18.5)	
6-10 times	1.9	1.7	1.4*	1.8*	2.6	NR	
	(1.7,2.2)	(1.3,2.3)	(1.1,1.9)	(1.3,2.6)	(2.0,3.2)	(0.0,0.0)	
11-15 times	0.5	NR	NR	NR	NR	NR	
	(0.4,0.7)	(0.0,0.0)	(0.0,0.0)	(0.0,0.0)	(0.0,0.0)	(0.0,0.0)	
16-20 times	0.3*	NR	NR	NR	NR	NR	
	(0.2,0.4)	(0.0,0.0)	(0.0,0.0)	(0.0,0.0)	(0.0,0.0)	(0.0,0.0)	
21-25 times	NR	NR	NR	NR	NR	NR	
	(0.0,0.0)	(0.0,0.0)	(0.0,0.0)	(0.0,0.0)	(0.0,0.0)	(0.0,0.0)	
26 times or more	0.5	NR	NR	NR	NR	NR	
	(0.4,0.7)	(0.0,0.0)	(0.0,0.0)	(0.0,0.0)	(0.0,0.0)	(0.0,0.0)	

NR: Not reported; cell size less than 30. * Low precision or cell size between 30 and 59.

Table 38A9u.2
Usage of On Base Clubs/Dance/Night Clubs: Spouses by Member Paygrade.

	Enlisted						Warrant Officers		Officers	
	E1-E3	E4	E5-E6	E7-E9	W1-W5	O1-O3	O4-O6			
Estimated Population										
Not Applicable										
Not Responding on Item	3,515	8,615	33,763	16,382	1,587	6,616	8,512			
Responding on Item	27,248	82,024	249,621	106,951	12,300	52,967	62,654			
0 times	81.0 (77.7,83.9)	76.1 (73.6,78.4)	77.1 (75.6,78.6)	76.7 (74.6,78.7)	78.1 (75.4,80.6)	78.5 (76.5,80.4)	75.9 (73.3,78.2)			
1-5 times	16.5 (14.0,19.5)	20.2 (18.3,22.3)	19.2 (17.6,20.9)	19.6 (17.7,21.7)	19.6 (17.3,22.1)	19.5 (17.6,21.6)	20.1 (17.9,22.5)			
6-10 times	NR (0.0,0.0)	1.8* (1.2,2.7)	2.1 (1.7,2.5)	2.2* (1.6,3.0)	NR (0.0,0.0)	NR (0.0,0.0)	2.1* (1.4,3.0)			
11-15 times	NR (0.0,0.0)	NR (0.0,0.0)	NR (0.0,0.0)	NR (0.0,0.0)	NR (0.0,0.0)	NR (0.0,0.0)	NR (0.0,0.0)			
16-20 times	NR (0.0,0.0)	NR (0.0,0.0)	NR (0.0,0.0)	NR (0.0,0.0)	NR (0.0,0.0)	NR (0.0,0.0)	NR (0.0,0.0)			
21-25 times	NR (0.0,0.0)	NR (0.0,0.0)	NR (0.0,0.0)	NR (0.0,0.0)	NR (0.0,0.0)	NR (0.0,0.0)	NR (0.0,0.0)			
26 times or more	NR (0.0,0.0)	NR (0.0,0.0)	NR (0.0,0.0)	NR (0.0,0.0)	NR (0.0,0.0)	NR (0.0,0.0)	NR (0.0,0.0)			

NR: Not reported; cell size less than 30. * Low precision or cell size between 30 and 59.

**Table 38A9u.3
Usage of On Base Clubs/Dance/Night Clubs: Spouses by Gender and Member Location.**

	Gender		Member Location		
	Male	Female	50 States or District of Columbia	Overseas, American Samoa, Guam, US Virgin Islands, Puerto Rico	
38A9. On average during a month, how often do you and/or your family members (child, children, or other legal dependents) use the following on base programs, facilities, or services?: Clubs/dance/night clubs					
Estimated Population					
Not Applicable					
Not Responding on Item	5,128	73,862	70,378	8,612	
Responding on Item	54,000	539,764	503,170	90,581	
0 times	74.6 (70.8,78.0)	77.3 (76.5,78.2)	80.2 (79.2,81.2)	59.6 (57.1,62.0)	
1-5 times	21.0 (17.6,25.0)	19.3 (18.4,20.2)	17.0 (16.0,18.1)	32.9 (30.7,35.2)	
6-10 times	NR	1.9	1.5	4.3	
11-15 times	(0.0,0.0)	(1.7,2.2)	(1.3,1.8)	(3.4,5.3)	
16-20 times	NR	0.5*	0.4*	NR	
21-25 times	(0.0,0.0)	(0.4,0.7)	(0.3,0.6)	(0.0,0.0)	
26 times or more	NR	0.3*	NR	NR	
	(0.0,0.0)	(0.2,0.4)	(0.0,0.0)	(0.0,0.0)	
	NR	NR	NR	NR	
	(0.0,0.0)	(0.0,0.0)	(0.0,0.0)	(0.0,0.0)	
	NR	0.5*	0.5*	NR	
	(0.0,0.0)	(0.4,0.7)	(0.3,0.6)	(0.0,0.0)	

NR: Not reported; cell size less than 30. * Low precision or cell size between 30 and 59.

Table 38B9a.1
Availability of Off Base Clubs/Dance/Night Clubs: Spouses by Member Service.

	Total	DoD					Coast Guard
		Total	Army	Navy	Marine Corps	Air Force	
Estimated Population							
Not Applicable							
Not Responding on Item	52,520	18,260	11,367	5,254	16,561	1,077	
Responding on Item	620,235	213,805	154,527	56,387	178,641	16,874	
Available	97.4 (97.1,97.7)	96.8 (96.2,97.3)	97.9 (97.2,98.4)	97.3 (96.4,98.0)	98.3 (97.5,98.8)	93.0 (90.9,94.5)	
Not Available	2.6 (2.3,2.9)	3.2 (2.7,3.8)	2.1 (1.6,2.8)	2.7* (2.1,3.6)	1.8* (1.2,2.5)	7.1 (5.5,9.1)	

* Low precision or cell size between 30 and 59.

Table 38B9a.2
Availability of Off Base Clubs/Dance/Night Clubs: Spouses by Member Paygrade.

	Enlisted					Warrant Officers	Officers	
	E1-E3	E4	E5-E6	E7-E9	W1-W5		O1-O3	O4-O6
Estimated Population								
Not Applicable								
Not Responding on Item	2,269	6,697	21,518	10,822	1,088	4,342	5,784	
Responding on Item	28,494	83,941	261,866	112,512	12,799	55,241	65,382	
Available	97.0 (95.9,97.8)	96.6 (95.6,97.4)	97.7 (97.2,98.2)	97.1 (96.2,97.8)	97.5 (96.5,98.2)	97.6 (96.6,98.3)	97.7 (96.9,98.3)	
Not Available	3.0* (2.2,4.1)	3.4 (2.6,4.4)	2.3 (1.8,2.8)	2.9 (2.2,3.8)	2.5* (1.8,3.5)	2.5* (1.7,3.5)	2.3* (1.7,3.1)	

* Low precision or cell size between 30 and 59.

Table 38B9a.3
Availability of Off Base Clubs/Dance/Night Clubs: Spouses by Gender and Member Location.

38B9. On average during a month, how often do you and/or your family members (child, children, or other legal dependents) use the following civilian off base programs, facilities, or services?: Clubs/dance/night clubs

	Gender		Member Location	
	Male	Female	50 States or District of Columbia	Overseas, American Samoa, Guam, US Virgin Islands, Puerto Rico
Estimated Population				
Not Applicable				
Not Responding on Item	5,061	47,459	42,348	10,172
Responding on Item	54,068	566,167	531,201	89,021
Available	97.8 (96.6,98.6)	97.4 (97.0,97.7)	97.7 (97.4,97.9)	95.9 (94.6,96.9)
Not Available	NR (0.0,0.0)	2.6 (2.3,3.0)	2.3 (2.1,2.7)	4.1 (3.1,5.4)

NR: Not reported; cell size less than 30.

Table 38B9u.1
Usage of Off Base Clubs/Dance/Night Clubs: Spouses by Member Service.

38B9. On average during a month, how often do you and/or your family members (child, children, or other legal dependents) use the following civilian off base programs, facilities, or services?: Clubs/dance/night clubs

	Total	DoD					Coast Guard
		Total	Army	Navy	Marine Corps	Air Force	
Estimated Population							
Not Applicable							
Not Responding on Item	68,566						2,268
Responding on Item	604,189	588,505	206,908	151,226	54,849	175,521	15,684
0 times	66.0 (65.1,66.8)	66.0 (64.5,67.9)	66.0 (64.2,67.8)	61.8 (59.3,64.1)	67.0 (65.3,68.7)	64.6 (61.7,67.5)	
1-5 times	27.9 (27.0,28.7)	27.7 (26.1,29.3)	27.4 (25.7,29.2)	32.6 (30.5,34.8)	26.9 (25.3,28.5)	29.0 (26.4,31.7)	
6-10 times	3.7 (3.4,4.1)	3.5 (2.9,4.2)	4.1 (3.5,4.8)	3.2 (2.4,4.2)	3.8 (3.1,4.6)	3.7* (2.7,5.2)	
11-15 times	1.0 (0.8,1.2)	0.9* (0.6,1.2)	0.9* (0.6,1.3)	NR (0.0,0.0)	1.1* (0.7,1.6)	NR (0.0,0.0)	
16-20 times	0.4* (0.3,0.6)	NR (0.0,0.0)	NR (0.0,0.0)	NR (0.0,0.0)	NR (0.0,0.0)	NR (0.0,0.0)	
21-25 times	0.3* (0.2,0.4)	NR (0.0,0.0)	NR (0.0,0.0)	NR (0.0,0.0)	NR (0.0,0.0)	NR (0.0,0.0)	
26 times or more	0.8 (0.6,1.0)	1.0* (0.8,1.4)	NR (0.0,0.0)	NR (0.0,0.0)	NR (0.0,0.0)	NR (0.0,0.0)	

NR: Not reported; cell size less than 30. * Low precision or cell size between 30 and 59.

Table 38B9u.2
Usage of Off Base Clubs/Dance/Night Clubs: Spouses by Member Paygrade.

	Enlisted						Warrant Officers		Officers	
	E1-E3	E4	E5-E6	E7-E9	W1-W5	O1-O3	O4-O6			
Estimated Population										
Not Applicable										
Not Responding on Item	3,125	9,522	27,452	14,063	1,409	5,697	7,297			
Responding on Item	27,638	81,116	255,932	109,270	12,478	53,886	63,869			
0 times	59.7 (56.6,62.8)	55.6 (53.1,58.0)	64.1 (62.7,65.5)	70.2 (68.1,72.2)	69.2 (66.0,72.2)	70.0 (67.3,72.6)	77.8 (75.4,80.1)			
1-5 times	31.4 (28.5,34.5)	34.8 (32.6,37.0)	29.4 (28.0,30.8)	24.8 (22.7,26.9)	26.8 (24.0,29.8)	25.7 (23.5,28.0)	18.7 (16.7,20.9)			
6-10 times	5.7* (4.1,8.0)	5.8 (4.5,7.4)	3.7 (3.2,4.4)	2.7 (2.1,3.6)	2.5* (1.6,3.8)	3.3* (2.4,4.4)	2.3* (1.7,3.2)			
11-15 times	NR (0.0,0.0)	1.3* (0.9,2.0)	1.2* (0.9,1.6)	NR (0.0,0.0)	NR (0.0,0.0)	NR (0.0,0.0)	NR (0.0,0.0)			
16-20 times	NR (0.0,0.0)	NR (0.0,0.0)	NR (0.0,0.0)	NR (0.0,0.0)	NR (0.0,0.0)	NR (0.0,0.0)	NR (0.0,0.0)			
21-25 times	NR (0.0,0.0)	NR (0.0,0.0)	NR (0.0,0.0)	NR (0.0,0.0)	NR (0.0,0.0)	NR (0.0,0.0)	NR (0.0,0.0)			
26 times or more	NR (0.0,0.0)	NR (0.0,0.0)	0.7* (0.5,1.0)	NR (0.0,0.0)	NR (0.0,0.0)	NR (0.0,0.0)	NR (0.0,0.0)			

NR: Not reported; cell size less than 30. * Low precision or cell size between 30 and 59.

Table 38B9u.3
Usage of Off Base Clubs/Dance/Night Clubs: Spouses by Gender and Member Location.

	Gender		Member Location		
	Male	Female	50 States or District of Columbia	Overseas, American Samoa, Guam, US Virgin Islands, Puerto Rico	
Estimated Population					
Not Applicable					
Not Responding on Item	6,256	62,309	54,747	13,819	
Responding on Item	52,873	551,317	518,802	85,374	
0 times	55.6 (52.3,58.8)	67.0 (66.1,67.8)	66.2 (65.2,67.1)	64.7 (62.6,66.8)	
1-5 times	34.4 (31.0,38.0)	27.2 (26.4,28.1)	27.8 (26.9,28.8)	28.1 (26.2,30.0)	
6-10 times	6.4*	3.4	3.6	4.5	
11-15 times	(4.9,8.2)	(3.1,3.8)	(3.2,3.9)	(3.6,5.6)	
16-20 times	NR	1.0	1.0	NR	
	(0.0,0.0)	(0.8,1.2)	(0.8,1.2)	(0.0,0.0)	
21-25 times	NR	0.4*	0.4*	NR	
	(0.0,0.0)	(0.3,0.5)	(0.3,0.6)	(0.0,0.0)	
26 times or more	NR	0.3*	0.3*	NR	
	(0.0,0.0)	(0.2,0.4)	(0.2,0.4)	(0.0,0.0)	
	NR	0.8	0.7	NR	
	(0.0,0.0)	(0.6,0.9)	(0.6,0.9)	(0.0,0.0)	

NR: Not reported; cell size less than 30. * Low precision or cell size between 30 and 59.

Table 38A10a.1
Availability of On Base Commissary/Supermarket/Grocery Store: Spouses by Member Service.

	Total	DoD					Coast Guard
		Total	Army	Navy	Marine Corps	Air Force	
Estimated Population							
Not Applicable							
Not Responding on Item	10,964		5,989	1,602	1,101	1,623	649
Responding on Item	661,791	644,489	226,076	164,293	60,540	193,580	17,302
Available	95.2 (94.8,95.5)	95.8 (95.5,96.2)	94.8 (94.1,95.4)	95.5 (94.9,96.1)	95.0 (94.0,95.8)	97.6 (97.0,98.1)	69.9 (67.0,72.7)
Not Available	4.8 (4.5,5.2)	4.2 (3.8,4.5)	5.2 (4.6,5.9)	4.5 (3.9,5.1)	5.0 (4.2,6.0)	2.4 (1.9,3.0)	30.1 (27.3,33.0)

38A10. On average during a month, how often do you and/or your family members (child, children, or other legal dependents) use the following on base programs, facilities, or services?: Commissary/supermarket/grocery store

Table 38A10a.2
Availability of On Base Commissary/Supermarket/Grocery Store: Spouses by Member Paygrade.

	Enlisted						Warrant Officers	Officers	
	E1-E3	E4	E5-E6	E7-E9	W1-W5	O1-O3		O4-O6	
Estimated Population									
Not Applicable									
Not Responding on Item	297	1,490	4,858	2,394	232	514	1,179		
Responding on Item	30,465	89,149	278,526	120,940	13,655	59,069	69,987		
Available	97.6 (96.9,98.2)	97.9 (97.3,98.4)	94.9 (94.3,95.4)	93.0 (92.0,93.9)	93.8 (92.0,95.2)	95.7 (94.7,96.6)	95.4 (94.4,96.2)		
Not Available	2.4* (1.8,3.1)	2.1 (1.6,2.7)	5.2 (4.6,5.8)	7.0 (6.1,8.1)	6.2 (4.8,8.0)	4.3 (3.4,5.3)	4.6 (3.8,5.6)		

* Low precision or cell size between 30 and 59.

Table 38A10a.3
Availability of On Base Commissary/Supermarket/Grocery Store: Spouses by Gender and Member Location.

	Gender		Member Location	
	Male	Female	50 States or District of Columbia	Overseas, American Samoa, Guam, US Virgin Islands, Puerto Rico
Estimated Population				
Not Applicable				
Not Responding on Item	500	10,463	9,381	1,583
Responding on Item	58,628	603,163	564,168	97,610
Available	95.7 (94.3,96.8)	95.1 (94.8,95.4)	94.9 (94.5,95.3)	96.7 (95.8,97.3)
Not Available	4.3 (3.2,5.7)	4.9 (4.6,5.2)	5.1 (4.8,5.5)	3.3 (2.7,4.2)

38A10. On average during a month, how often do you and/or your family members (child, children, or other legal dependents) use the following on base programs, facilities, or services?: Commissary/supermarket/grocery store

Table 38A10u.1
Usage of On Base Commissary/Supermarket/Grocery Store: Spouses by Member Service.

38A10. On average during a month, how often do you and/or your family members (child, children, or other legal dependents) use the following on base programs, facilities, or services?: Commissary/supermarket/grocery store

	Total	DoD					Coast Guard
		Total	Army	Navy	Marine Corps	Air Force	
Estimated Population							
Not Applicable	42,982						5,850
Not Responding on Item	629,773						12,102
Responding on Item	7.4	7.3	7.5	8.4	6.6	6.3	15.3
	(6.9,8.0)	(6.7,7.8)	(6.6,8.4)	(7.2,9.7)	(5.4,7.9)	(5.3,7.5)	(13.0,17.8)
1-5 times	51.7	51.7	51.4	52.1	50.7	51.9	54.5
	(50.8,52.6)	(50.7,52.6)	(49.8,52.9)	(50.5,53.8)	(48.3,53.1)	(50.2,53.5)	(51.0,57.9)
6-10 times	21.5	21.6	20.5	20.3	21.7	24.0	16.4
	(20.8,22.3)	(20.9,22.4)	(19.3,21.7)	(18.6,22.1)	(19.7,23.9)	(22.5,25.5)	(14.1,19.0)
11-15 times	5.5	5.6	5.8	4.6	5.8	6.0	3.7*
	(5.1,6.0)	(5.1,6.0)	(5.2,6.4)	(3.9,5.5)	(4.9,7.0)	(5.0,7.0)	(2.6,5.1)
16-20 times	2.7	2.7	2.8	2.1	3.3	2.8	NR
	(2.3,3.0)	(2.4,3.0)	(2.3,3.5)	(1.7,2.8)	(2.6,4.2)	(2.2,3.5)	(0.0,0.0)
21-25 times	1.5	1.5	1.5	1.8*	1.6*	1.1*	NR
	(1.3,1.7)	(1.3,1.7)	(1.2,1.9)	(1.4,2.3)	(1.0,2.3)	(0.9,1.5)	(0.0,0.0)
26 times or more	9.7	9.8	10.6	10.7	10.3	8.0	7.3
	(9.2,10.2)	(9.3,10.3)	(9.6,11.6)	(9.7,11.8)	(8.9,11.9)	(7.0,9.0)	(5.7,9.3)

NR: Not reported; cell size less than 30. * Low precision or cell size between 30 and 59.

Table 38A10u.2
Usage of On Base Commissary/Supermarket/Grocery Store: Spouses by Member Paygrade.

	Enlisted						Warrant Officers		Officers	
	E1-E3	E4	E5-E6	E7-E9	W1-W5	O1-O3	O4-O6			
Estimated Population										
Not Applicable										
Not Responding on Item	1,021	3,346	19,190	10,900	1,082	3,044	4,400			
Responding on Item	29,742	87,293	264,194	112,434	12,805	56,539	66,766			
0 times	9.5 (7.8,11.5)	8.1 (6.7,9.8)	7.1 (6.3,7.9)	7.2 (6.2,8.3)	8.3 (6.4,10.7)	7.6 (6.2,9.3)	7.2 (5.6,9.0)			
1-5 times	52.2 (49.2,55.1)	54.1 (51.6,56.6)	50.4 (48.7,52.0)	48.7 (46.6,50.8)	53.1 (50.0,56.2)	55.8 (53.0,58.6)	55.0 (52.2,57.7)			
6-10 times	18.5 (16.3,21.0)	17.9 (15.9,20.0)	21.6 (20.1,23.0)	22.1 (20.1,24.1)	21.1 (18.6,23.8)	23.9 (21.6,26.3)	24.8 (22.2,27.6)			
11-15 times	5.2 (4.0,6.7)	6.2 (5.1,7.6)	5.3 (4.7,5.9)	6.2 (5.3,7.3)	4.7 (3.7,6.0)	4.9 (3.7,6.3)	5.3 (4.4,6.4)			
16-20 times	3.1* (2.3,4.3)	1.8* (1.3,2.5)	3.1 (2.5,3.8)	3.2 (2.6,4.0)	2.8* (2.0,3.9)	1.8* (1.1,2.7)	1.8* (1.2,2.7)			
21-25 times	NR (0.0,0.0)	1.4* (0.9,2.1)	1.5 (1.2,1.8)	2.2* (1.7,2.9)	NR (0.0,0.0)	NR (0.0,0.0)	NR (0.0,0.0)			
26 times or more	10.9 (9.0,13.0)	10.5 (8.9,12.3)	11.3 (10.2,12.4)	10.5 (9.3,11.8)	8.5 (7.0,10.4)	5.1 (4.0,6.3)	5.0 (3.9,6.4)			

NR: Not reported; cell size less than 30. * Low precision or cell size between 30 and 59.

Table 38A10u.3
Usage of On Base Commissary/Supermarket/Grocery Store: Spouses by Gender and Member Location.

38A10. On average during a month, how often do you and/or your family members (child, children, or other legal dependents) use the following on base programs, facilities, or services?: Commissary/supermarket/grocery store

	Gender		Member Location		
	Male	Female	50 States or District of Columbia	Guam, US Virgin Islands, Puerto Rico	Overseas, American Samoa,
Estimated Population					
Not Applicable					
Not Responding on Item	3,016	39,966	38,149	4,834	
Responding on Item	56,113	573,660	535,400	94,359	
0 times	8.1 (5.5,11.8)	7.4 (6.9,7.9)	8.2 (7.6,8.8)	3.1 (2.4,4.1)	
1-5 times	53.0 (48.9,57.2)	51.6 (50.7,52.5)	54.1 (53.2,55.1)	38.0 (35.6,40.5)	
6-10 times	21.4 (18.4,24.8)	21.5 (20.8,22.3)	20.2 (19.3,21.0)	29.3 (27.2,31.6)	
11-15 times	5.8*	5.5 (5.1,5.9)	4.7 (4.3,5.2)	9.9 (8.5,11.6)	
16-20 times	3.8*	2.5 (2.2,2.9)	2.4 (2.0,2.7)	4.4 (3.4,5.5)	
21-25 times	NR (0.0,0.0)	1.5 (1.3,1.7)	1.4 (1.2,1.5)	2.1* (1.5,3.0)	
26 times or more	6.2 (4.8,8.0)	10.1 (9.6,10.6)	9.1 (8.6,9.7)	13.1 (11.6,14.8)	

NR: Not reported; cell size less than 30. * Low precision or cell size between 30 and 59.

Table 38B10a.1
Availability of Off Base Commissary/Supermarket/Grocery Store: Spouses by Member Service.

38B10. On average during a month, how often do you and/or your family members (child, children, or other legal dependents) use the following civilian off base programs, facilities, or services?: Commissary/supermarket/grocery store

	Total	DoD					Coast Guard
		Total	Army	Navy	Marine Corps	Air Force	
Estimated Population							
Not Applicable							
Not Responding on Item	50,441		17,930	11,590	5,082	14,905	935
Responding on Item	622,314	605,296	214,135	154,304	56,560	180,297	17,017
Available	98.5 (98.3,98.7)	98.6 (98.4,98.8)	98.0 (97.5,98.4)	98.9 (98.4,99.3)	98.3 (97.5,98.8)	99.2 (98.8,99.5)	95.1 (93.1,96.5)
Not Available	1.5 (1.3,1.7)	1.4 (1.2,1.6)	2.0 (1.7,2.5)	1.1* (0.7,1.6)	1.7* (1.2,2.5)	NR (0.0,0.0)	4.9 (3.5,6.9)

NR: Not reported; cell size less than 30. * Low precision or cell size between 30 and 59.

Table 38B10a.2
Availability of Off Base Commissary/Supermarket/Grocery Store: Spouses by Member Paygrade.

38B10. On average during a month, how often do you and/or your family members (child, children, or other legal dependents) use the following civilian off base programs, facilities, or services?: Commissary/supermarket/grocery store

	Enlisted						Warrant Officers	Officers
	E1-E3	E4	E5-E6	E7-E9	W1-W5	O1-O3		
Estimated Population								
Not Applicable								
Not Responding on Item	2,369	6,459	20,925	10,337	1,027	3,902	5,424	
Responding on Item	28,394	84,180	262,459	112,997	12,860	55,681	65,742	
Available	97.6 (96.4,98.4)	98.1 (97.3,98.6)	98.8 (98.5,99.1)	98.3 (97.7,98.8)	98.3 (97.3,98.9)	98.3 (97.6,98.8)	98.8 (98.0,99.3)	
Not Available	2.4* (1.6,3.6)	1.9* (1.4,2.7)	1.2 (0.9,1.5)	1.7* (1.2,2.3)	NR (0.0,0.0)	1.7* (1.2,2.4)	NR (0.0,0.0)	

NR: Not reported; cell size less than 30. * Low precision or cell size between 30 and 59.

Table 38B10a.3
Availability of Off Base Commissary/Supermarket/Grocery Store: Spouses by Gender and Member Location.

38B10. On average during a month, how often do you and/or your family members (child, children, or other legal dependents) use the following civilian off base programs, facilities, or services?: Commissary/supermarket/grocery store

	Gender		Member Location		
	Male	Female	50 States or District of Columbia	Guam, US Virgin Islands, Puerto Rico	Overseas, American Samoa,
Estimated Population					
Not Applicable					
Not Responding on Item	4,881	45,561	39,972	10,469	
Responding on Item	54,248	568,065	533,576	88,724	
Available	98.4 (97.4,99.0)	98.5 (98.3,98.7)	98.8 (98.6,99.0)	96.9 (95.8,97.7)	
Not Available	NR (0.0,0.0)	1.5 (1.3,1.7)	1.2 (1.0,1.4)	3.1* (2.3,4.3)	

NR: Not reported; cell size less than 30. * Low precision or cell size between 30 and 59.

Table 38B10u.1
Usage of Off Base Commissary/Supermarket/Grocery Store: Spouses by Member Service.

38B10. On average during a month, how often do you and/or your family members (child, children, or other legal dependents) use the following civilian off base programs, facilities, or services?: Commissary/supermarket/grocery store

	Total	DoD					Coast Guard
		Total	Army	Navy	Marine Corps	Air Force	
Estimated Population							
Not Applicable							
Not Responding on Item	59,644	57,870	22,285	13,223	6,068	16,294	1,774
Responding on Item	613,111	596,933	209,780	152,672	55,574	178,908	16,178
0 times	10.9 (10.2,11.7)	11.1 (10.4,11.9)	11.3 (10.4,12.3)	9.5 (8.4,10.6)	11.6 (10.0,13.5)	12.1 (10.8,13.5)	4.8 (3.7,6.3)
1-5 times	53.4 (52.5,54.2)	53.7 (52.8,54.6)	51.7 (49.9,53.6)	53.9 (52.1,55.8)	54.2 (51.7,56.6)	55.6 (53.6,57.5)	42.3 (39.0,45.7)
6-10 times	20.2 (19.4,20.9)	19.9 (19.2,20.7)	19.7 (18.5,21.0)	20.6 (19.2,22.0)	18.7 (16.8,20.8)	20.0 (18.4,21.7)	28.5 (25.4,31.9)
11-15 times	5.8 (5.4,6.3)	5.8 (5.3,6.3)	6.1 (5.2,7.1)	5.7 (5.0,6.6)	6.5 (5.3,8.0)	5.3 (4.5,6.2)	7.8 (6.4,9.6)
16-20 times	2.8 (2.5,3.2)	2.7 (2.4,3.1)	3.1 (2.4,4.1)	2.8 (2.3,3.5)	2.1* (1.6,2.8)	2.3 (1.8,3.0)	5.5 (4.1,7.2)
21-25 times	1.2 (1.0,1.4)	1.1 (0.9,1.4)	1.1* (0.8,1.5)	1.6* (1.2,2.2)	NR (0.0,0.0)	NR (0.0,0.0)	NR (0.0,0.0)
26 times or more	5.8 (5.4,6.2)	5.7 (5.3,6.1)	7.0 (6.2,7.9)	5.9 (5.1,6.8)	5.5 (4.5,6.8)	4.0 (3.4,4.7)	9.5 (7.6,11.6)

NR: Not reported; cell size less than 30. * Low precision or cell size between 30 and 59.

Table 38B10u.1
Usage of Off Base Commissary/Supermarket/Grocery Store: Spouses by Member Service.

38B10. On average during a month, how often do you and/or your family members (child, children, or other legal dependents) use the following civilian off base programs, facilities, or services?: Commissary/supermarket/grocery store

	Total	DoD					Coast Guard
		Army	Navy	Marine Corps	Air Force		
Estimated Population							
Not Applicable							
Not Responding on Item	59,644	22,285	13,223	6,068	16,294	1,774	
Responding on Item	613,111	209,780	152,672	55,574	178,908	16,178	
0 times	10.9 (10.2,11.7)	11.3 (10.4,12.3)	9.5 (8.4,10.6)	11.6 (10.0,13.5)	12.1 (10.8,13.5)	4.8 (3.7,6.3)	
1-5 times	53.4 (52.5,54.2)	51.7 (49.9,53.6)	53.9 (52.1,55.8)	54.2 (51.7,56.6)	55.6 (53.6,57.5)	42.3 (39.0,45.7)	
6-10 times	20.2 (19.4,20.9)	19.7 (18.5,21.0)	20.6 (19.2,22.0)	18.7 (16.8,20.8)	20.0 (18.4,21.7)	28.5 (25.4,31.9)	
11-15 times	5.8 (5.4,6.3)	6.1 (5.2,7.1)	5.7 (5.0,6.6)	6.5 (5.3,8.0)	5.3 (4.5,6.2)	7.8 (6.4,9.6)	
16-20 times	2.8 (2.5,3.2)	3.1 (2.4,4.1)	2.8 (2.3,3.5)	2.1* (1.6,2.8)	2.3 (1.8,3.0)	5.5 (4.1,7.2)	
21-25 times	1.2 (1.0,1.4)	1.1* (0.8,1.5)	1.6* (1.2,2.2)	NR (0.0,0.0)	NR (0.0,0.0)	NR (0.0,0.0)	
26 times or more	5.8 (5.4,6.2)	7.0 (6.2,7.9)	5.9 (5.1,6.8)	5.5 (4.5,6.8)	4.0 (3.4,4.7)	9.5 (7.6,11.6)	

NR: Not reported; cell size less than 30. * Low precision or cell size between 30 and 59.

Table 38B10u.2
Usage of Off Base Commissary/Supermarket/Grocery Store: Spouses by Member Paygrade.

	Enlisted					Warrant Officers	Officers		
	E1-E3	E4	E5-E6	E7-E9	W1-W5		O1-O3	O4-O6	
Estimated Population									
Not Applicable									
Not Responding on Item	3,058	8,075	23,972	12,224	1,248	4,839	6,228		
Responding on Item	27,704	82,564	259,411	111,110	12,639	54,745	64,938		
0 times	14.4 (12.2,16.8)	15.2 (13.2,17.4)	11.4 (10.5,12.5)	8.4 (7.0,10.0)	7.9 (6.3,9.8)	10.8 (9.3,12.6)	7.1 (5.7,8.8)		
1-5 times	51.3 (48.2,54.3)	51.3 (48.9,53.6)	53.4 (51.8,55.0)	50.7 (48.6,52.9)	53.3 (50.2,56.4)	59.6 (56.9,62.4)	55.9 (53.3,58.5)		
6-10 times	18.4 (16.1,20.8)	17.2 (15.4,19.2)	19.1 (18.0,20.3)	23.1 (20.9,25.5)	23.2 (20.2,26.5)	19.7 (17.7,21.9)	23.6 (21.3,26.0)		
11-15 times	5.4* (4.0,7.3)	5.8 (4.6,7.3)	5.8 (5.0,6.7)	6.5 (5.4,7.7)	6.9 (5.5,8.6)	4.6 (3.5,6.0)	6.1 (5.0,7.3)		
16-20 times	2.6* (1.8,3.8)	2.4* (1.7,3.4)	3.1 (2.3,4.0)	3.0 (2.4,3.8)	2.5* (1.7,3.7)	1.7* (1.1,2.7)	2.9* (2.0,4.0)		
21-25 times	NR (0.0,0.0)	NR (0.0,0.0)	1.1* (0.9,1.5)	1.6* (1.1,2.3)	NR (0.0,0.0)	NR (0.0,0.0)	NR (0.0,0.0)		
26 times or more	6.7 (5.3,8.4)	6.9 (5.7,8.3)	6.1 (5.4,6.9)	6.7 (5.8,7.7)	5.2 (3.8,7.1)	3.2* (2.4,4.3)	3.6 (2.8,4.5)		

NR: Not reported; cell size less than 30. * Low precision or cell size between 30 and 59.

Table 38B10u.3
Usage of Off Base Commissary/Supermarket/Grocery Store: Spouses by Gender and Member Location.

	Gender		Member Location		
	Male	Female	50 States or District of Columbia	Overseas, American Samoa, Guam, US Virgin Islands, Puerto Rico	
Estimated Population					
Not Applicable					
Not Responding on Item	5,760	53,884	46,377	13,266	
Responding on Item	53,369	559,742	527,171	85,927	
0 times	11.8 (9.2,15.0)	10.8 (10.2,11.6)	9.3 (8.6,10.2)	20.7 (18.7,22.7)	
1-5 times	52.0 (48.5,55.4)	53.5 (52.6,54.4)	53.4 (52.5,54.4)	52.9 (50.4,55.3)	
6-10 times	20.6 (17.8,23.7)	20.1 (19.3,20.9)	21.0 (20.1,21.8)	15.2 (13.4,17.2)	
11-15 times	5.5* (3.6,8.2)	5.9 (5.4,6.4)	6.1 (5.6,6.6)	4.2 (3.5,5.0)	
16-20 times	4.4* (2.7,7.1)	2.6 (2.3,3.0)	3.0 (2.6,3.4)	1.7* (1.2,2.4)	
21-25 times	NR (0.0,0.0)	1.1 (0.9,1.4)	1.2 (1.0,1.4)	NR (0.0,0.0)	
26 times or more	4.5* (3.3,6.3)	5.9 (5.5,6.4)	6.0 (5.6,6.5)	4.5 (3.4,5.8)	

NR: Not reported; cell size less than 30. * Low precision or cell size between 30 and 59.

Table 38A11a.1
Availability of On Base Main Exchange/Department Store: Spouses by Member Service.

38A11. On average during a month, how often do you and/or your family members (child, children, or other legal dependents) use the following on base programs, facilities, or services?: Main exchange/department store

	Total	DoD					Coast Guard
		Total	Army	Navy	Marine Corps	Air Force	
Estimated Population							
Not Applicable							
Not Responding on Item	9,683	4,684	1,578	1,352	1,400	669	
Responding on Item	663,072	227,381	164,316	60,289	193,802	17,283	
Available	95.9 (95.6,96.2)	95.1 (94.4,95.6)	96.4 (95.8,96.9)	95.8 (94.8,96.6)	98.0 (97.4,98.4)	80.0 (77.4,82.4)	
Not Available	4.1 (3.8,4.4)	4.9 (4.4,5.6)	3.7 (3.2,4.2)	4.2 (3.4,5.2)	2.0 (1.6,2.6)	20.0 (17.7,22.6)	

Table 38A11a.2
Availability of On Base Main Exchange/Department Store: Spouses by Member Paygrade.

	Enlisted				Warrant Officers	Officers	
	E1-E3	E4	E5-E6	E7-E9	W1-W5	O1-O3	O4-O6
Estimated Population							
Not Applicable							
Not Responding on Item	229	1,173	4,001	2,573	210	478	1,020
Responding on Item	30,534	89,466	279,383	120,760	13,677	59,105	70,146
Available	97.6 (96.8,98.2)	98.4 (97.8,98.9)	95.7 (95.1,96.2)	94.2 (93.2,95.0)	94.8 (93.2,96.0)	96.3 (95.2,97.2)	95.7 (94.8,96.5)
Not Available	2.4* (1.8,3.2)	1.6 (1.2,2.2)	4.3 (3.8,4.9)	5.8 (5.0,6.8)	5.2 (4.1,6.8)	3.7 (2.8,4.8)	4.3 (3.5,5.3)

* Low precision or cell size between 30 and 59.

Table 38A11a.3
Availability of On Base Main Exchange/Department Store: Spouses by Gender and Member Location.

	Gender		Member Location		
	Male	Female	50 States or District of Columbia	Guam, US Virgin Islands, Puerto Rico	Overseas, American Samoa,
38A11. On average during a month, how often do you and/or your family members (child, children, or other legal dependents) use the following on base programs, facilities, or services?: Main exchange/department store					
Estimated Population					
Not Applicable					
Not Responding on Item	168	9,515	8,364	1,319	
Responding on Item	58,961	604,111	565,184	97,874	
Available	96.2 (94.9,97.3)	95.9 (93.5,96.2)	95.8 (93.4,96.1)	96.5 (93.6,97.2)	
Not Available	3.8* (2.7,5.2)	4.1 (3.8,4.5)	4.2 (3.9,4.6)	3.5 (2.8,4.4)	

* Low precision or cell size between 30 and 59.

Table 38A11u.1
Usage of On Base Main Exchange/Department Store: Spouses by Member Service.

38A11. On average during a month, how often do you and/or your family members (child, children, or other legal dependents) use the following on base programs, facilities, or services?: Main exchange/department store

	Total	DoD					Coast Guard
		Army	Navy	Marine Corps	Air Force		
Estimated Population							
Not Applicable	36,847	15,920	7,582	3,870	5,344	4,130	
Not Responding on Item	635,908	216,145	158,312	57,771	189,858	13,822	
Responding on Item	7.7	6.8	9.3	8.6	6.3	19.3	
0 times	(7.2,8.3)	(6.1,7.6)	(8.2,10.4)	(7.4,9.9)	(5.5,7.3)	(17.1,21.7)	
1-5 times	54.1	52.3	55.9	58.3	53.1	60.1	
	(53.2,55.0)	(50.4,54.1)	(54.0,57.8)	(56.3,60.3)	(51.3,54.8)	(56.7,63.5)	
6-10 times	19.8	20.3	18.2	17.0	22.1	11.0	
	(19.0,20.6)	(18.8,22.0)	(16.8,19.8)	(15.3,18.8)	(20.5,23.7)	(9.0,13.2)	
11-15 times	6.3	7.2	4.3	5.6	7.3	2.7*	
	(5.8,6.8)	(6.4,8.1)	(3.7,5.0)	(4.6,6.8)	(6.3,8.4)	(1.9,3.9)	
16-20 times	3.0	3.2	2.6	2.8*	3.2	2.3*	
	(2.7,3.4)	(2.7,4.0)	(2.1,3.2)	(2.1,3.7)	(2.7,3.9)	(1.6,3.3)	
21-25 times	1.8	1.9	1.9*	NR	1.7*	NR	
	(1.6,2.0)	(1.6,2.3)	(1.4,2.4)	(0.0,0.0)	(1.3,2.2)	(0.0,0.0)	
26 times or more	7.3	8.3	7.9	6.5	6.3	3.8*	
	(6.8,7.9)	(7.3,9.4)	(7.1,8.8)	(5.4,7.8)	(5.4,7.4)	(2.7,5.3)	

NR: Not reported; cell size less than 30. * Low precision or cell size between 30 and 59.

Table 38A11u.2
Usage of On Base Main Exchange/Department Store: Spouses by Member Paygrade.

	Enlisted						Warrant Officers	Officers	
	E1-E3	E4	E5-E6	E7-E9	W1-W5	O1-O3	O4-O6		
Estimated Population									
Not Applicable									
Not Responding on Item	965	2,586	16,106	9,600	927	2,652	4,011		
Responding on Item	29,798	88,052	267,278	113,734	12,960	56,931	67,155		
0 times	9.7 (8.1,11.4)	7.9 (6.5,9.6)	7.5 (6.7,8.4)	8.5 (7.5,9.6)	8.7 (6.9,10.8)	6.6 (5.5,7.9)	6.9 (5.8,8.2)		
1-5 times	50.8 (47.7,53.9)	50.9 (48.4,53.3)	52.6 (51.1,54.1)	52.8 (50.7,54.8)	55.6 (52.3,58.9)	61.6 (59.3,63.9)	61.5 (59.1,63.9)		
6-10 times	20.0 (17.7,22.5)	20.6 (18.3,23.0)	19.8 (18.3,21.4)	19.3 (17.6,21.0)	19.4 (16.8,22.3)	20.3 (18.3,22.4)	19.4 (17.4,21.6)		
11-15 times	5.9 (4.7,7.4)	7.2 (5.9,8.7)	6.3 (5.6,7.1)	7.1 (6.1,8.3)	6.5 (5.1,8.1)	5.4 (4.2,6.8)	4.4 (3.5,5.6)		
16-20 times	3.3* (2.4,4.4)	4.1 (3.1,5.6)	3.3 (2.7,4.1)	2.8 (2.2,3.5)	2.4* (1.7,3.3)	NR (0.0,0.0)	2.2* (1.6,3.1)		
21-25 times	NR (0.0,0.0)	NR (0.0,0.0)	2.0 (1.6,2.4)	2.3* (1.7,3.1)	NR (0.0,0.0)	NR (0.0,0.0)	NR (0.0,0.0)		
26 times or more	8.9 (7.2,11.0)	8.0 (6.6,9.6)	8.5 (7.7,9.5)	7.3 (6.4,8.4)	6.1 (4.7,7.8)	3.6* (2.8,4.7)	4.3 (3.3,5.7)		

NR: Not reported; cell size less than 30. * Low precision or cell size between 30 and 59.

Table 38A11u.3
Usage of On Base Main Exchange/Department Store: Spouses by Gender and Member Location.

	Gender		Member Location		
	Male	Female	50 States or District of Columbia	Guam, US Virgin Islands, Puerto Rico	Overseas, American Samoa,
Estimated Population					
Not Applicable					
Not Responding on Item	2,387	34,460	32,093	4,754	
Responding on Item	56,742	579,166	541,455	94,439	
0 times	5.3 (3.8,7.3)	7.9 (7.4,8.5)	8.5 (7.9,9.2)	2.9 (2.1,4.0)	
1-5 times	50.4 (46.8,54.0)	54.5 (53.5,55.5)	57.5 (56.5,58.5)	34.8 (32.6,37.1)	
6-10 times	26.0 (22.5,29.9)	19.2 (18.4,20.0)	18.0 (17.1,19.0)	30.1 (28.1,32.1)	
11-15 times	7.2 (5.4,9.6)	6.2 (5.7,6.7)	5.1 (4.6,5.5)	13.3 (11.6,15.2)	
16-20 times	4.2* (2.5,7.1)	2.9 (2.6,3.2)	2.8 (2.4,3.2)	4.5 (3.6,5.6)	
21-25 times	NR (0.0,0.0)	1.7 (1.6,2.0)	1.6 (1.4,1.8)	2.8* (2.2,3.7)	
26 times or more	5.0* (3.6,6.8)	7.6 (7.1,8.1)	6.6 (6.1,7.1)	11.6 (10.1,13.3)	

NR: Not reported; cell size less than 30. * Low precision or cell size between 30 and 59.

Table 38B11a.1
Availability of Off Base Main Exchange/Department Store: Spouses by Member Service.

38B11. On average during a month, how often do you and/or your family members (child, children, or other legal dependents) use the following civilian off base programs, facilities, or services?: Main exchange/department store

	Total	DoD					Coast Guard
		Total	Army	Navy	Marine Corps	Air Force	
Estimated Population							
Not Applicable							
Not Responding on Item	49,539	17,635	11,493	4,863	14,440	1,109	
Responding on Item	623,216	214,430	154,402	56,778	180,762	16,843	
Available	97.8 (97.6,98.1)	97.5 (96.8,97.9)	98.0 (97.4,98.5)	97.5 (96.6,98.1)	98.7 (98.2,99.1)	92.6 (90.6,94.3)	
Not Available	2.2 (1.9,2.5)	2.6 (2.1,3.2)	2.0 (1.5,2.6)	2.5* (1.9,3.4)	1.3* (0.9,1.8)	7.4 (5.7,9.4)	

* Low precision or cell size between 30 and 59.

Table 38B11a.2
Availability of Off Base Main Exchange/Department Store: Spouses by Member Paygrade.

	Enlisted						Warrant Officers	Officers
	E1-E3	E4	E5-E6	E7-E9	W1-W5	O1-O3		
Estimated Population								
Not Applicable								
Not Responding on Item	2,273	6,297	20,552	10,135	1,044	3,870	5,368	
Responding on Item	28,490	84,342	262,831	113,198	12,843	55,713	65,798	
Available	97.0 (95.8,97.9)	96.9 (95.8,97.7)	98.1 (97.7,98.5)	97.7 (97.0,98.3)	97.9 (96.9,98.6)	98.0 (97.3,98.6)	98.4 (97.5,99.0)	
Not Available	3.0* (2.1,4.2)	3.1 (2.3,4.2)	1.9 (1.5,2.3)	2.3 (1.7,3.1)	2.1* (1.4,3.1)	2.0* (1.4,2.7)	1.6* (1.0,2.5)	

* Low precision or cell size between 30 and 59.

Table 38B11a.3
Availability of Off Base Main Exchange/Department Store: Spouses by Gender and Member Location.

38B11. On average during a month, how often do you and/or your family members (child, children, or other legal dependents) use the following civilian off base programs, facilities, or services?: Main exchange/department store

	Gender		Member Location			
	Male	Female	50 States or District of Columbia	Guam, US Virgin Islands, Puerto Rico	Overseas, American Samoa,	
Estimated Population						
Not Applicable						
Not Responding on Item	4,392	45,147	39,358	10,182		
Responding on Item	54,737	568,479	534,191	89,011		
Available	97.8 (96.7,98.6)	97.8 (97.6,98.1)	98.3 (98.1,98.5)	95.0 (93.7,96.1)		
Not Available	NR (0.0,0.0)	2.2 (1.9,2.5)	1.7 (1.5,1.9)	5.0 (3.9,6.3)		

NR: Not reported; cell size less than 30.

Table 38B11u.1

Usage of Off Base Main Exchange/Department Store: Spouses by Member Service.

38B11. On average during a month, how often do you and/or your family members (child, children, or other legal dependents) use the following civilian off base programs, facilities, or services?: Main exchange/department store

	Total	DoD					Coast Guard
		Total	Army	Navy	Marine Corps	Air Force	
Estimated Population							
Not Applicable	63,006						
Not Responding on Item	609,749	60,658	23,110	14,521	6,305	16,722	2,348
Responding on Item		594,145	208,955	151,373	55,336	178,481	15,604
0 times	6.5 (6.0,7.0)	6.5 (6.0,7.1)	6.9 (6.1,7.9)	6.5 (5.6,7.6)	6.8 (5.7,8.1)	6.0 (5.1,7.1)	4.3 (3.3,5.7)
1-5 times	47.4 (46.4,48.5)	47.3 (46.2,48.4)	46.1 (44.1,48.0)	48.3 (46.5,50.1)	48.0 (45.5,50.5)	47.8 (45.7,49.9)	50.8 (48.0,53.7)
6-10 times	26.2 (25.2,27.2)	26.2 (25.2,27.2)	25.8 (24.1,27.6)	25.9 (24.2,27.6)	24.6 (22.6,26.7)	27.5 (25.7,29.4)	25.0 (22.5,27.7)
11-15 times	7.8 (7.3,8.3)	7.8 (7.3,8.3)	7.7 (7.0,8.5)	7.0 (6.2,7.9)	8.3 (6.9,9.9)	8.5 (7.5,9.6)	7.0 (5.6,8.8)
16-20 times	3.5 (3.1,3.9)	3.5 (3.1,4.0)	4.0 (3.2,4.9)	3.1 (2.4,4.0)	3.3 (2.5,4.3)	3.4 (2.8,4.1)	3.5* (2.7,4.7)
21-25 times	1.6 (1.3,2.0)	1.6 (1.3,2.0)	1.7 (1.1,2.7)	1.9 (1.5,2.4)	1.8* (1.3,2.5)	1.2* (0.8,1.8)	NR (0.0,0.0)
26 times or more	7.0 (6.6,7.6)	7.0 (6.5,7.5)	7.9 (6.9,8.9)	7.4 (6.6,8.3)	7.2 (5.9,8.8)	5.7 (4.9,6.6)	7.8 (6.1,9.8)

NR: Not reported; cell size less than 30. * Low precision or cell size between 30 and 59.

Table 38B11u.2

Usage of Off Base Main Exchange/Department Store: Spouses by Member Paygrade.

	Enlisted						Warrant Officers		Officers	
	E1-E3	E4	E5-E6	E7-E9	W1-W5	O1-O3	O4-O6			
Estimated Population										
Not Applicable										
Not Responding on Item	3,129	8,929	25,538	12,700	1,314	4,962	6,433			
Responding on Item	27,633	81,709	257,846	110,634	12,573	54,621	64,733			
0 times	11.7 (9.7,14.1)	8.4 (6.8,10.4)	6.8 (6.1,7.5)	5.2 (4.3,6.3)	4.8* (3.3,7.1)	6.0 (4.7,7.5)	3.6* (2.8,4.6)			
1-5 times	42.9 (39.9,45.9)	43.3 (40.4,46.2)	47.0 (45.2,48.8)	45.0 (42.9,47.2)	50.5 (46.9,54.1)	55.0 (52.5,57.4)	53.4 (50.8,55.9)			
6-10 times	22.4 (19.6,25.5)	26.1 (23.7,28.6)	26.2 (24.6,27.8)	26.8 (24.7,29.1)	26.3 (23.7,29.1)	25.3 (23.3,27.5)	27.6 (25.5,29.9)			
11-15 times	8.6 (6.8,10.9)	8.9 (7.3,10.7)	7.2 (6.4,8.1)	8.4 (7.4,9.4)	7.2 (5.8,9.0)	7.2 (5.8,9.0)	8.1 (6.7,9.8)			
16-20 times	4.2* (3.0,5.7)	3.3 (2.5,4.3)	3.5 (2.8,4.3)	4.7 (3.9,5.7)	3.6* (2.5,5.2)	2.1* (1.4,3.2)	2.8* (2.0,3.8)			
21-25 times	NR (0.0,0.0)	1.5* (0.9,2.4)	1.9 (1.4,2.7)	2.0* (1.4,2.7)	NR (0.0,0.0)	NR (0.0,0.0)	NR (0.0,0.0)			
26 times or more	8.4 (6.6,10.5)	8.7 (7.1,10.5)	7.5 (6.7,8.5)	7.9 (6.9,9.1)	6.6 (5.1,8.6)	3.7* (2.9,4.8)	3.8 (3.0,4.9)			

NR: Not reported; cell size less than 30. * Low precision or cell size between 30 and 59.

Table 38B11u.3
Usage of Off Base Main Exchange/Department Store: Spouses by Gender and Member Location.

38B11. On average during a month, how often do you and/or your family members (child, children, or other legal dependents) use the following civilian off base programs, facilities, or services?: Main exchange/department store

	Gender		Member Location		
	Male	Female	50 States or District of Columbia	Guam, US Virgin Islands, Puerto Rico	Overseas, American Samoa,
Estimated Population					
Not Applicable					
Not Responding on Item	5,575	57,431	48,412	14,594	
Responding on Item	53,554	556,195	525,136	84,599	
0 times	6.8 (5.3,8.8)	6.4 (5.9,7.0)	5.1 (4.7,5.6)	14.8 (12.9,16.8)	
1-5 times	47.5 (43.5,51.5)	47.4 (46.4,48.4)	46.7 (45.4,47.9)	52.2 (49.6,54.7)	
6-10 times	26.5 (22.1,31.3)	26.2 (25.2,27.1)	27.3 (26.2,28.4)	19.3 (17.5,21.3)	
11-15 times	7.5 (5.9,9.7)	7.8 (7.3,8.4)	8.1 (7.5,8.6)	6.1 (5.0,7.5)	
16-20 times	5.0* (3.3,7.5)	3.4 (3.0,3.8)	3.8 (3.4,4.3)	1.6* (1.1,2.4)	
21-25 times	NR (0.0,0.0)	1.6 (1.3,2.0)	1.7 (1.3,2.0)	NR (0.0,0.0)	
26 times or more	5.1* (3.8,6.9)	7.2 (6.7,7.7)	7.4 (6.9,8.0)	4.7 (3.6,6.2)	

NR: Not reported; cell size less than 30. * Low precision or cell size between 30 and 59.

Table 38A12a.1
Availability of On Base Social Activities: Spouses by Member Service.

38A12. On average during a month, how often do you and/or your family members (child, children, or other legal dependents) use the following on base programs, facilities, or services?: Social activities (e.g., trips, special events, tournaments)

	Total	DoD					Coast Guard
		Army	Navy	Marine Corps	Air Force		
Estimated Population							
Not Applicable							
Not Responding on Item	15,524	6,603	3,361	1,697	3,134	730	
Responding on Item	657,231	225,462	162,533	59,945	192,068	17,222	
Available	92.7 (92.1,93.1)	90.6 (89.7,91.4)	94.1 (93.2,94.9)	93.2 (92.0,94.3)	95.7 (95.1,96.3)	69.6 (66.8,72.2)	
Not Available	7.4 (6.9,7.9)	9.4 (8.6,10.3)	5.9 (5.2,6.8)	6.8 (5.7,8.0)	4.3 (3.7,5.0)	30.4 (27.8,33.3)	

Table 38A12a.2
Availability of On Base Social Activities: Spouses by Member Paygrade.

	Enlisted						Warrant Officers		Officers	
	E1-E3	E4	E5-E6	E7-E9	W1-W5	O1-O3	O4-O6			
Estimated Population										
Not Applicable										
Not Responding on Item	611	1,542	6,233	3,722	293	1,152	1,971			
Responding on Item	30,152	89,097	277,151	119,612	13,594	58,431	69,195			
Available	94.4 (93.0,95.5)	95.6 (94.5,96.4)	92.6 (91.8,93.4)	89.9 (88.5,91.2)	91.2 (89.5,92.7)	93.5 (92.1,94.7)	92.5 (91.1,93.7)			
Not Available	5.6 (4.5,7.0)	4.4 (3.6,5.5)	7.4 (6.7,8.2)	10.1 (8.8,11.5)	8.8 (7.3,10.5)	6.5 (5.3,8.0)	7.5 (6.3,8.9)			

38A12. On average during a month, how often do you and/or your family members (child, children, or other legal dependents) use the following on base programs, facilities, or services?: Social activities (e.g., trips, special events, tournaments)

Table 38A12a.3
Availability of On Base Social Activities: Spouses by Gender and Member Location.

	Gender		Member Location		
	Male	Female	50 States or District of Columbia	Guam, US Virgin Islands, Puerto Rico	Overseas, American Samoa,
38A12. On average during a month, how often do you and/or your family members (child, children, or other legal dependents) use the following on base programs, facilities, or services?: Social activities (e.g., trips, special events, tournaments)					
Estimated Population					
Not Applicable					
Not Responding on Item	678	14,846	13,033	2,491	
Responding on Item	58,451	598,780	560,515	96,702	
Available	93.5 (91.7,94.9)	92.6 (92.0,93.1)	92.2 (91.6,92.7)	95.3 (94.3,96.2)	
Not Available	6.5 (5.1,8.3)	7.4 (6.9,8.0)	7.8 (7.3,8.4)	4.7 (3.8,5.7)	

Table 38A12u.1
Usage of On Base Social Activities: Spouses by Member Service.

	Total	DoD					Coast Guard
		Total	Army	Navy	Marine Corps	Air Force	
Estimated Population							
Not Applicable							
Not Responding on Item	63,823	57,851	27,802	12,967	5,763	11,319	5,972
Responding on Item	608,932	596,952	204,264	152,927	55,879	183,883	11,980
0 times	74.3 (73.3,75.3)	74.3 (73.2,75.3)	72.2 (70.2,74.0)	78.3 (76.7,79.8)	75.3 (73.2,77.3)	73.0 (71.1,74.8)	76.4 (73.5,79.1)
1-5 times	22.6 (21.8,23.6)	22.7 (21.7,23.6)	24.5 (22.8,26.2)	18.6 (17.2,20.1)	21.7 (19.9,23.7)	24.3 (22.7,26.0)	22.4 (19.7,25.3)
6-10 times	1.8	1.8	2.2	1.7*	1.9*	1.6*	NR
11-15 times	0.5 (1.5,2.1)	0.5* (1.6,2.2)	NR (1.7,2.9)	NR (1.3,2.2)	NR (1.4,2.8)	NR (1.1,2.1)	NR (0.0,0.0)
16-20 times	0.3*	0.3* (0.4,0.6)	NR (0.0,0.0)	NR (0.0,0.0)	NR (0.0,0.0)	NR (0.0,0.0)	NR (0.0,0.0)
21-25 times	NR	NR (0.2,0.4)	NR (0.0,0.0)	NR (0.0,0.0)	NR (0.0,0.0)	NR (0.0,0.0)	NR (0.0,0.0)
26 times or more	0.4* (0.3,0.5)	0.4* (0.0,0.0)	NR (0.0,0.0)	NR (0.0,0.0)	NR (0.0,0.0)	NR (0.0,0.0)	NR (0.0,0.0)

NR: Not reported; cell size less than 30. * Low precision or cell size between 30 and 59.

Table 38A12u.2
Usage of On Base Social Activities: Spouses by Member Paygrade.

	Enlisted						Warrant Officers		Officers	
	E1-E3	E4	E5-E6	E7-E9	W1-W5	O1-O3	O4-O6			
Estimated Population										
Not Applicable										
Not Responding on Item	2,302	5,488	26,646	15,793	1,487	4,944	7,162			
Responding on Item	28,461	85,150	256,738	107,541	12,401	54,639	64,004			
0 times	79.7 (77.5,81.8)	79.1 (76.6,81.4)	75.3 (73.6,76.9)	71.6 (69.2,73.9)	72.3 (69.7,74.8)	70.6 (68.1,73.0)	69.8 (67.0,72.5)			
1-5 times	18.5 (16.3,20.9)	18.6 (16.6,20.9)	21.0 (19.5,22.6)	25.3 (23.2,27.6)	24.4 (22.0,27.0)	27.5 (25.1,30.0)	27.4 (24.9,30.2)			
6-10 times	NR (0.0,0.0)	NR (0.0,0.0)	2.2 (1.7,3.0)	1.7* (1.3,2.4)	NR (0.0,0.0)	NR (0.0,0.0)	1.9* (1.3,2.7)			
11-15 times	NR (0.0,0.0)	NR (0.0,0.0)	NR (0.0,0.0)	NR (0.0,0.0)	NR (0.0,0.0)	NR (0.0,0.0)	NR (0.0,0.0)			
16-20 times	NR (0.0,0.0)	NR (0.0,0.0)	NR (0.0,0.0)	NR (0.0,0.0)	NR (0.0,0.0)	NR (0.0,0.0)	NR (0.0,0.0)			
21-25 times	NR (0.0,0.0)	NR (0.0,0.0)	NR (0.0,0.0)	NR (0.0,0.0)	NR (0.0,0.0)	NR (0.0,0.0)	NR (0.0,0.0)			
26 times or more	NR (0.0,0.0)	NR (0.0,0.0)	NR (0.0,0.0)	NR (0.0,0.0)	NR (0.0,0.0)	NR (0.0,0.0)	NR (0.0,0.0)			

NR: Not reported; cell size less than 30. * Low precision or cell size between 30 and 59.

Table 38A12u.3

Usage of On Base Social Activities: Spouses by Gender and Member Location.

	Gender		Member Location		
	Male	Female	50 States or District of Columbia	Overseas, American Samoa, Guam, US Virgin Islands, Puerto Rico	
	Estimated Population				
Not Applicable					
Not Responding on Item	4,490	59,333	56,820	7,003	
Responding on Item	54,639	554,293	516,728	92,190	
0 times	70.8 (66.7,74.7)	74.7 (73.6,75.7)	78.4 (77.3,79.5)	51.2 (48.6,53.8)	
1-5 times	24.9 (21.8,28.4)	22.4 (21.5,23.4)	19.1 (18.2,20.1)	42.3 (39.8,44.9)	
6-10 times	NR (0.0,0.0)	1.7 (1.4,1.9)	1.5 (1.2,1.8)	3.6 (2.8,4.5)	
11-15 times	NR (0.0,0.0)	0.5 (0.4,0.6)	0.3* (0.2,0.4)	NR (0.0,0.0)	
16-20 times	NR (0.0,0.0)	0.3* (0.2,0.4)	NR (0.0,0.0)	NR (0.0,0.0)	
21-25 times	NR (0.0,0.0)	NR (0.0,0.0)	NR (0.0,0.0)	NR (0.0,0.0)	
26 times or more	NR (0.0,0.0)	0.4* (0.3,0.5)	0.4* (0.3,0.5)	NR (0.0,0.0)	

NR: Not reported; cell size less than 30. * Low precision or cell size between 30 and 59.

Table 38B12a.1

Availability of Off Base Social Activities: Spouses by Member Service.

38B12. On average during a month, how often do you and/or your family members (child, children, or other legal dependents) use the following civilian off base programs, facilities, or services?: Social activities (e.g., trips, special events, tournaments)

	Total	DoD					Coast Guard
		Army	Navy	Marine Corps	Air Force		
Estimated Population							
Not Applicable							
Not Responding on Item	51,293	18,011	10,767	5,355	16,153	1,006	
Responding on Item	621,462	214,054	155,127	56,286	179,049	16,946	
Available	96.4 (96.0,96.7)	95.5 (94.8,96.1)	96.8 (96.1,97.4)	95.9 (94.8,96.9)	97.6 (97.0,98.1)	92.2 (90.2,93.9)	
Not Available	3.6 (3.3,4.0)	4.5 (3.9,5.2)	3.2 (2.6,3.9)	4.1 (3.2,5.2)	2.4 (1.9,3.0)	7.8 (6.1,9.8)	

Table 38B12a.2
Availability of Off Base Social Activities: Spouses by Member Paygrade.

	Enlisted						Warrant Officers	Officers
	E1-E3	E4	E5-E6	E7-E9	W1-W5	O1-O3		
Estimated Population								
Not Applicable								
Not Responding on Item	2,407	6,922	20,916	10,332	991	4,074	5,651	
Responding on Item	28,356	83,717	262,468	113,001	12,896	55,509	65,515	
Available	95.0 (93.6,96.2)	95.6 (94.6,96.5)	96.5 (95.9,97.1)	96.6 (95.8,97.3)	96.6 (95.5,97.5)	96.0 (94.6,97.1)	97.0 (95.9,97.8)	
Not Available	5.0 (3.8,6.5)	4.4 (3.6,5.4)	3.5 (2.9,4.1)	3.4 (2.7,4.2)	3.4* (2.5,4.5)	4.0 (2.9,5.4)	3.0* (2.2,4.1)	

* Low precision or cell size between 30 and 59.

Table 38B12a.3
Availability of Off Base Social Activities: Spouses by Gender and Member Location.

38B12. On average during a month, how often do you and/or your family members (child, children, or other legal dependents) use the following civilian off base programs, facilities, or services?: Social activities (e.g., trips, special events, tournaments)

	Gender		Member Location		
	Male	Female	50 States or District of Columbia	Guam, US Virgin Islands, Puerto Rico	Overseas, American Samoa,
Estimated Population					
Not Applicable					
Not Responding on Item	4,946	46,347	41,189	10,104	
Responding on Item	54,183	567,279	532,359	89,089	
Available	96.0 (94.4,97.1)	96.4 (96.0,96.7)	97.0 (96.6,97.3)	92.9 (91.3,94.2)	
Not Available	4.0* (2.9,5.6)	3.6 (3.3,4.0)	3.1 (2.8,3.4)	7.1 (5.8,8.7)	

* Low precision or cell size between 30 and 59.

Table 38B12u.1
Usage of Off Base Social Activities: Spouses by Member Service.

38B12. On average during a month, how often do you and/or your family members (child, children, or other legal dependents) use the following civilian off base programs, facilities, or services?: Social activities (e.g., trips, special events, tournaments)

	Total	DoD					Coast Guard
		Army	Navy	Marine Corps	Air Force		
Estimated Population							
Not Applicable	73,875						
Not Responding on Item	598,880						
Responding on Item							
0 times	56.1 (54.7,57.1)	27,709 (53.4,57.6)	15,698 (53.4,56.9)	7,644 (59.7,64.5)	20,498 (53.6,58.1)	2,327 (45.7,51.4)	
1-5 times	36.0 (35.2,37.1)	35.7 (34.1,37.4)	37.5 (36.1,39.0)	31.1 (28.8,33.4)	36.5 (34.4,38.7)	42.9 (40.4,45.5)	
6-10 times	5.0 (4.5,5.6)	5.8 (4.6,7.2)	4.4 (3.7,5.3)	4.6 (3.7,5.9)	4.6 (3.9,5.5)	5.5 (4.3,6.9)	
11-15 times	1.4 (1.2,1.7)	1.3 (1.0,1.7)	1.3* (1.0,1.8)	NR (0.0,0.0)	1.6* (1.2,2.3)	NR (0.0,0.0)	
16-20 times	0.6 (0.4,0.7)	0.7* (0.5,1.0)	NR (0.0,0.0)	NR (0.0,0.0)	NR (0.0,0.0)	NR (0.0,0.0)	
21-25 times	0.2* (0.2,0.3)	NR (0.0,0.0)	NR (0.0,0.0)	NR (0.0,0.0)	NR (0.0,0.0)	NR (0.0,0.0)	
26 times or more	0.8 (0.6,0.9)	0.8* (0.5,1.2)	NR (0.0,0.0)	NR (0.0,0.0)	NR (0.0,0.0)	NR (0.0,0.0)	

NR: Not reported; cell size less than 30. * Low precision or cell size between 30 and 59.

Table 38B12u.2

Usage of Off Base Social Activities: Spouses by Member Paygrade.

	Enlisted					Warrant Officers	Officers	
	E1-E3	E4	E5-E6	E7-E9	W1-W5		O1-O3	O4-O6
Estimated Population								
Not Applicable								
Not Responding on Item	3,820	10,582	29,998	14,155	1,424	6,291	7,603	
Responding on Item	26,942	80,056	253,385	109,179	12,463	53,292	63,563	
0 times	66.6 (63.3,69.8)	65.3 (62.6,67.9)	57.3 (55.4,59.2)	52.2 (49.8,54.6)	51.8 (49.0,54.6)	49.5 (46.8,52.2)	46.5 (43.9,49.1)	
1-5 times	26.8 (23.8,30.0)	27.3 (25.0,29.8)	34.5 (33.0,36.1)	39.1 (36.7,41.5)	41.1 (38.2,44.1)	43.2 (40.4,45.9)	45.9 (43.3,48.6)	
6-10 times	4.4*	4.1	5.2	5.2	4.6*	4.7	5.4	
11-15 times	NR (0.0,0.0)	1.8* (1.2,2.6)	1.3* (1.0,1.8)	1.5* (1.1,2.1)	NR (0.0,0.0)	NR (0.0,0.0)	NR (0.0,0.0)	
16-20 times	NR (0.0,0.0)	NR (0.0,0.0)	NR (0.0,0.0)	NR (0.0,0.0)	NR (0.0,0.0)	NR (0.0,0.0)	NR (0.0,0.0)	
21-25 times	NR (0.0,0.0)	NR (0.0,0.0)	NR (0.0,0.0)	NR (0.0,0.0)	NR (0.0,0.0)	NR (0.0,0.0)	NR (0.0,0.0)	
26 times or more	NR (0.0,0.0)	NR (0.0,0.0)	0.9* (0.6,1.2)	NR (0.0,0.0)	NR (0.0,0.0)	NR (0.0,0.0)	NR (0.0,0.0)	

NR: Not reported; cell size less than 30. * Low precision or cell size between 30 and 59.

Table 38B12u.3

Usage of Off Base Social Activities: Spouses by Gender and Member Location.

38B12. On average during a month, how often do you and/or your family members (child, children, or other legal dependents) use the following civilian off base programs, facilities, or services?: Social activities (e.g., trips, special events, tournaments)

	Gender		Member Location		
	Male	Female	50 States or District of Columbia	Guam, US Virgin Islands, Puerto Rico	Overseas, American Samoa
Estimated Population					
Not Applicable					
Not Responding on Item	7,139	66,736	57,418	16,457	
Responding on Item	51,990	546,890	516,130	82,736	
0 times	56.4 (51.7,61.0)	55.9 (54.8,56.9)	55.9 (54.7,57.2)	55.7 (53.0,58.4)	
1-5 times	35.5 (32.0,39.1)	36.2 (35.3,37.2)	36.1 (35.1,37.1)	36.6 (34.1,39.2)	
6-10 times	5.2*	5.0	5.2	3.7	
11-15 times	(3.4,8.1)	(4.5,5.5)	(4.6,5.8)	(2.8,4.8)	
16-20 times	NR	1.4	1.3	2.2*	
	(0.0,0.0)	(1.2,1.7)	(1.0,1.6)	(1.7,3.0)	
21-25 times	NR	0.6	0.5	NR	
	(0.0,0.0)	(0.4,0.7)	(0.4,0.7)	(0.0,0.0)	
26 times or more	NR	0.2*	NR	NR	
	(0.0,0.0)	(0.1,0.3)	(0.0,0.0)	(0.0,0.0)	
	NR	0.8	0.8	NR	
	(0.0,0.0)	(0.6,1.0)	(0.6,1.0)	(0.0,0.0)	

NR: Not reported; cell size less than 30. * Low precision or cell size between 30 and 59.

Table 38A13a.1
Availability of On Base Auto, Crafts and Hobby Shops: Spouses by Member Service.

	Total	DoD					Coast Guard
		Total	Army	Navy	Marine Corps	Air Force	
Estimated Population							
Not Applicable	13,319	5,929	3,038	1,434	2,184	733	
Not Responding on Item	659,436	226,136	162,856	60,207	193,018	17,219	
Responding on Item	90.9	89.5	92.1	91.8	94.4	56.5	
Available	(90.4,91.5)	(88.4,90.6)	(91.1,93.0)	(90.6,92.8)	(93.6,95.1)	(53.5,59.4)	
Not Available	9.1	10.5	7.9	8.2	5.6	43.5	
	(8.5,9.6)	(9.4,11.6)	(7.0,9.0)	(7.2,9.4)	(4.9,6.4)	(40.6,46.5)	

38A13. On average during a month, how often do you and/or your family members (child, children, or other legal dependents) use the following on base programs, facilities, or services?: Auto, crafts and hobby shops

Table 38A13a.2
Availability of On Base Auto, Crafts and Hobby Shops: Spouses by Member Paygrade.

38A13. On average during a month, how often do you and/or your family members (child, children, or other legal dependents) use the following on base programs, facilities, or services?: Auto, crafts and hobby shops

	Enlisted						Warrant Officers	Officers
	E1-E3	E4	E5-E6	E7-E9	W1-W5	O1-O3		
Estimated Population								
Not Applicable								
Not Responding on Item	483	1,396	5,792	3,142	257	782	1,467	
Responding on Item	30,280	89,242	277,592	120,192	13,630	58,801	69,699	
Available	93.7 (92.4,94.8)	94.3 (93.1,95.3)	91.1 (90.2,91.9)	87.8 (86.3,89.1)	90.3 (88.2,92.0)	91.8 (90.4,93.1)	89.7 (88.2,91.0)	
Not Available	6.3 (5.3,7.6)	5.7 (4.7,6.9)	8.9 (8.1,9.8)	12.2 (10.9,13.7)	9.7 (8.0,11.8)	8.2 (6.9,9.6)	10.3 (9.0,11.8)	

Table 38A13a.3
Availability of On Base Auto, Crafts and Hobby Shops: Spouses by Gender and Member Location.

38A13. On average during a month, how often do you and/or your family members (child, children, or other legal dependents) use the following on base programs, facilities, or services?: Auto, crafts and hobby shops

	Gender		Member Location		
	Male	Female	50 States or District of Columbia	Guam, US Virgin Islands, Puerto Rico	Overseas, American Samoa,
Estimated Population					
Not Applicable					
Not Responding on Item	571	12,747	11,331	1,988	
Responding on Item	58,558	600,879	562,217	97,205	
Available	91.4 (89.2,93.1)	90.9 (90.3,91.4)	90.5 (89.9,91.1)	93.4 (92.2,94.4)	
Not Available	8.6 (6.9,10.8)	9.1 (8.6,9.7)	9.5 (8.9,10.1)	6.6 (5.6,7.9)	

Table 38A13u.1
Usage of On Base Auto, Crafts and Hobby Shops: Spouses by Member Service.

	Total	DoD					Coast Guard
		Army	Navy	Marine Corps	Air Force		
Estimated Population							
Not Applicable							
Not Responding on Item	73,119	29,593	15,900	6,383	13,012	8,231	
Responding on Item	599,636	202,472	149,995	55,258	182,190	9,721	
0 times	67.8 (66.9,68.6)	68.0 (66.5,69.5)	70.7 (68.9,72.5)	66.9 (64.6,69.0)	64.9 (63.2,66.5)	78.1 (74.8,81.1)	
1-5 times	28.0 (27.2,28.9)	28.0 (26.6,29.4)	24.6 (23.1,26.2)	29.0 (26.9,31.0)	31.1 (29.5,32.7)	18.3 (15.6,21.4)	
6-10 times	2.2 (1.9,2.6)	2.0 (1.6,2.5)	2.5 (1.7,3.6)	2.0* (1.4,2.9)	2.3 (1.8,2.9)	NR (0.0,0.0)	
11-15 times	0.8 (0.6,1.0)	0.8* (0.6,1.1)	NR (0.0,0.0)	NR (0.0,0.0)	NR (0.0,0.0)	NR (0.0,0.0)	
16-20 times	0.4* (0.3,0.6)	NR (0.0,0.0)	NR (0.0,0.0)	NR (0.0,0.0)	NR (0.0,0.0)	NR (0.0,0.0)	
21-25 times	NR (0.0,0.0)	NR (0.0,0.0)	NR (0.0,0.0)	NR (0.0,0.0)	NR (0.0,0.0)	NR (0.0,0.0)	
26 times or more	0.6 (0.4,0.7)	NR (0.0,0.0)	NR (0.0,0.0)	NR (0.0,0.0)	NR (0.0,0.0)	NR (0.0,0.0)	

NR: Not reported; cell size less than 30. * Low precision or cell size between 30 and 59.

Table 38A13u.2
Usage of On Base Auto, Crafts and Hobby Shops: Spouses by Member Paygrade.

	Enlisted						Warrant Officers	Officers		
	E1-E3	E4	E5-E6	E7-E9	W1-W5	O1-O3	O4-O6			
Estimated Population										
Not Applicable										
Not Responding on Item	2,402	6,486	30,562	17,846	1,582	5,586	8,654			
Responding on Item	28,360	84,153	252,821	105,488	12,305	53,997	62,512			
0 times	68.6 (65.5,71.6)	68.1 (65.5,70.6)	65.6 (64.1,67.0)	67.5 (65.3,69.7)	68.4 (65.7,70.9)	68.7 (66.0,71.2)	75.5 (73.3,77.6)			
1-5 times	27.6 (24.8,30.6)	28.2 (25.9,30.6)	29.1 (27.6,30.5)	28.2 (26.1,30.4)	28.0 (25.5,30.7)	28.9 (26.5,31.4)	22.7 (20.6,24.9)			
6-10 times	3.0*	2.0*	2.7	2.4*	NR	NR	NR			
11-15 times	NR (2.2,4.2)	NR (1.5,2.8)	1.2*	NR (1.8,3.2)	NR (0.0,0.0)	NR (0.0,0.0)	NR (0.0,0.0)			
16-20 times	NR (0.0,0.0)	NR (0.0,0.0)	NR (0.0,0.0)	NR (0.0,0.0)	NR (0.0,0.0)	NR (0.0,0.0)	NR (0.0,0.0)			
21-25 times	NR (0.0,0.0)	NR (0.0,0.0)	NR (0.0,0.0)	NR (0.0,0.0)	NR (0.0,0.0)	NR (0.0,0.0)	NR (0.0,0.0)			
26 times or more	NR (0.0,0.0)	NR (0.0,0.0)	NR (0.0,0.0)	NR (0.0,0.0)	NR (0.0,0.0)	NR (0.0,0.0)	NR (0.0,0.0)			

NR: Not reported; cell size less than 30. * Low precision or cell size between 30 and 59.

Table 38A13u.3

Usage of On Base Auto, Crafts and Hobby Shops: Spouses by Gender and Member Location.

	Gender		Member Location		
	Male	Female	50 States or District of Columbia	Overseas, American Samoa, Guam, US Virgin Islands, Puerto Rico	
Estimated Population					
Not Applicable					
Not Responding on Item	5,625	67,493	64,704	8,415	
Responding on Item	53,504	546,133	508,844	90,778	
0 times	64.8 (60.7,68.8)	68.1 (67.2,68.9)	71.9 (71.0,72.8)	44.9 (42.5,47.3)	
1-5 times	28.3 (25.3,31.6)	28.0 (27.1,28.9)	24.7 (23.8,25.6)	46.8 (44.5,49.1)	
6-10 times	NR (0.0,0.0)	2.0 (1.8,2.3)	1.9 (1.6,2.3)	4.0 (3.1,5.1)	
11-15 times	NR (0.0,0.0)	0.8 (0.7,1.0)	0.6 (0.5,0.8)	1.8* (1.3,2.4)	
16-20 times	NR (0.0,0.0)	0.4* (0.3,0.6)	0.3* (0.3,0.5)	NR (0.0,0.0)	
21-25 times	NR (0.0,0.0)	NR (0.0,0.0)	NR (0.0,0.0)	NR (0.0,0.0)	
26 times or more	NR (0.0,0.0)	0.5 (0.4,0.7)	0.5* (0.4,0.7)	NR (0.0,0.0)	

NR: Not reported; cell size less than 30. * Low precision or cell size between 30 and 59.

Table 38B13a.1
Availability of Off Base Auto, Crafts and Hobby Shops: Spouses by Member Service.

38B13. On average during a month, how often do you and/or your family members (child, children, or other legal dependents) use the following civilian off base programs, facilities, or services?: Auto, crafts and hobby shops

	Total	DoD					Coast Guard
		Total	Army	Navy	Marine Corps	Air Force	
Estimated Population							
Not Applicable							
Not Responding on Item	50,603	49,694	17,119	10,575	5,348	16,653	909
Responding on Item	622,152	605,109	214,946	155,319	56,294	178,549	17,043
Available	92.8 (92.3,93.3)	93.0 (92.4,93.5)	91.5 (90.3,92.5)	94.6 (93.6,95.3)	92.6 (91.4,93.7)	93.6 (92.6,94.4)	87.2 (84.9,89.2)
Not Available	7.2 (6.7,7.7)	7.0 (6.5,7.6)	8.6 (7.5,9.7)	5.5 (4.7,6.4)	7.4 (6.3,8.6)	6.5 (5.6,7.4)	12.8 (10.8,15.1)

Table 38B13a.2
Availability of Off Base Auto, Crafts and Hobby Shops: Spouses by Member Paygrade.

	Enlisted				Warrant Officers	Officers
	E1-E3	E4	E5-E6	E7-E9		
38B13. On average during a month, how often do you and/or your family members (child, children, or other legal dependents) use the following civilian off base programs, facilities, or services?: Auto, crafts and hobby shops					W1-W5	O1-O3 O4-O6
Estimated Population						
Not Applicable						
Not Responding on Item	2,349	6,516	20,577	10,329	1,084	4,268
Responding on Item	28,414	84,123	262,807	113,004	12,803	55,315
Available	93.0 (91.0,94.6)	92.7 (91.3,93.9)	93.1 (92.1,93.9)	92.8 (91.4,94.0)	92.2 (89.9,94.0)	92.3 (90.7,93.6)
Not Available	7.0 (5.4,9.0)	7.3 (6.1,8.7)	7.0 (6.1,8.0)	7.2 (6.0,8.6)	7.8 (6.1,10.1)	7.7 (6.4,9.3)
						92.5 (91.0,93.8)
						65,686 (6.2,9.0)

Table 38B13a.3
Availability of Off Base Auto, Crafts and Hobby Shops: Spouses by Gender and Member Location.

	Gender		Member Location		
	Male	Female	50 States or District of Columbia	Guam, US Virgin Islands, Puerto Rico	Overseas, American Samoa
38B13. On average during a month, how often do you and/or your family members (child, children, or other legal dependents) use the following civilian off base programs, facilities, or services?: Auto, crafts and hobby shops					
Estimated Population					
Not Applicable					
Not Responding on Item	4,970	45,633	40,043	10,561	
Responding on Item	54,159	567,993	533,506	88,632	
Available	90.8 (88.4,92.8)	93.0 (92.5,93.5)	94.4 (93.9,94.9)	83.2 (81.3,84.9)	
Not Available	9.2 (7.2,11.7)	7.0 (6.5,7.5)	5.6 (5.1,6.1)	16.8 (15.1,18.7)	

Table 38B13u.1
Usage of Off Base Auto, Crafts and Hobby Shops: Spouses by Member Service.

	Total	DoD					Coast Guard
		Total	Army	Navy	Marine Corps	Air Force	
Estimated Population							
Not Applicable							
Not Responding on Item	95,275	35,488	19,036	9,493	28,168	3,091	
Responding on Item	577,480	196,577	146,858	52,149	167,035	14,861	
0 times	66.8 (65.9,67.7)	66.4 (64.6,68.1)	64.9 (62.9,66.9)	72.5 (70.0,74.8)	68.1 (66.3,69.8)	57.6 (54.5,60.6)	
1-5 times	27.5 (26.7,28.4)	28.2 (26.5,28.2)	28.6 (26.8,30.4)	22.7 (20.5,25.0)	26.7 (24.9,28.6)	33.9 (31.0,36.9)	
6-10 times	3.4 (3.1,3.9)	3.1 (2.6,3.7)	4.1 (3.1,5.5)	2.5* (1.8,3.5)	3.3 (2.7,4.0)	5.7 (4.5,7.3)	
11-15 times	1.0 (0.8,1.2)	1.0* (0.7,1.3)	1.1* (0.8,1.6)	NR (0.0,0.0)	NR (0.0,0.0)	NR (0.0,0.0)	
16-20 times	0.4 (0.3,0.6)	NR (0.0,0.0)	NR (0.0,0.0)	NR (0.0,0.0)	NR (0.0,0.0)	NR (0.0,0.0)	
21-25 times	NR (0.0,0.0)	NR (0.0,0.0)	NR (0.0,0.0)	NR (0.0,0.0)	NR (0.0,0.0)	NR (0.0,0.0)	
26 times or more	0.7 (0.6,0.9)	0.8* (0.5,1.1)	NR (0.0,0.0)	NR (0.0,0.0)	NR (0.0,0.0)	NR (0.0,0.0)	

NR: Not reported; cell size less than 30. * Low precision or cell size between 30 and 59.

Table 38B13u.2
Usage of Off Base Auto, Crafts and Hobby Shops: Spouses by Member Paygrade.

	Enlisted						Warrant Officers		Officers	
	E1-E3	E4	E5-E6	E7-E9	W1-W5	O1-O3	O4-O6			
Estimated Population										
Not Applicable										
Not Responding on Item	4,336	12,635	38,834	18,424	2,086	8,548	10,412			
Responding on Item	26,427	78,004	244,550	104,910	11,801	51,035	60,754			
0 times	68.0 (64.5,71.3)	66.7 (63.6,69.7)	65.7 (64.0,67.5)	67.4 (65.3,69.4)	69.1 (65.7,72.3)	65.1 (62.2,67.9)	70.9 (68.1,73.6)			
1-5 times	26.2 (23.1,29.5)	27.7 (24.9,30.6)	28.2 (26.8,29.7)	26.3 (24.3,28.4)	26.1 (23.1,29.4)	30.1 (27.5,32.9)	25.2 (22.5,28.1)			
6-10 times	3.8* (2.7,5.2)	3.4 (2.6,4.6)	3.7 (2.9,4.5)	3.4 (2.7,4.3)	2.2* (1.5,3.2)	3.2* (2.4,4.2)	2.9* (2.0,4.1)			
11-15 times	NR (0.0,0.0)	NR (0.0,0.0)	1.0* (0.7,1.4)	1.4* (0.9,2.2)	NR (0.0,0.0)	NR (0.0,0.0)	NR (0.0,0.0)			
16-20 times	NR (0.0,0.0)	NR (0.0,0.0)	NR (0.0,0.0)	NR (0.0,0.0)	NR (0.0,0.0)	NR (0.0,0.0)	NR (0.0,0.0)			
21-25 times	NR (0.0,0.0)	NR (0.0,0.0)	NR (0.0,0.0)	NR (0.0,0.0)	NR (0.0,0.0)	NR (0.0,0.0)	NR (0.0,0.0)			
26 times or more	NR (0.0,0.0)	NR (0.0,0.0)	0.7* (0.5,1.1)	NR (0.0,0.0)	NR (0.0,0.0)	NR (0.0,0.0)	NR (0.0,0.0)			

NR: Not reported; cell size less than 30. * Low precision or cell size between 30 and 59.

Table 38B13u.3
Usage of Off Base Auto, Crafts and Hobby Shops: Spouses by Gender and Member Location.

	Gender		Member Location			
	Male	Female	50 States or District of Columbia	Overseas, American Samoa, Guam, US Virgin Islands, Puerto Rico		
Estimated Population						
Not Applicable						
Not Responding on Item	9,946	85,329	69,817	25,458		
Responding on Item	49,183	528,297	503,731	73,735		
0 times	68.5 (64.3,72.5)	66.7 (65.6,67.7)	65.8 (64.8,66.7)	73.9 (71.5,76.2)		
1-5 times	23.5 (20.2,27.1)	27.9 (27.0,28.8)	28.4 (27.5,29.3)	21.5 (19.5,23.7)		
6-10 times	5.3* (3.2,8.7)	3.3 (2.9,3.6)	3.6 (3.2,4.0)	2.3* (1.6,3.3)		
11-15 times	NR (0.0,0.0)	1.0 (0.8,1.2)	0.9 (0.8,1.2)	NR (0.0,0.0)		
16-20 times	NR (0.0,0.0)	0.4 (0.3,0.6)	0.4* (0.3,0.6)	NR (0.0,0.0)		
21-25 times	NR (0.0,0.0)	NR (0.0,0.0)	NR (0.0,0.0)	NR (0.0,0.0)		
26 times or more	NR (0.0,0.0)	0.7 (0.5,0.8)	0.7 (0.6,0.9)	NR (0.0,0.0)		

NR: Not reported; cell size less than 30. * Low precision or cell size between 30 and 59.

Table 39a.1
Use of Adult Continuing Education/Counseling During Past 12 Months: Spouses by Member Service.

	Total	DoD					Coast Guard
		Total	Army	Navy	Marine Corps	Air Force	
Estimated Population							
Not Applicable	5,091		2,127	1,556	452	899	57
Not Responding on Item	667,664	649,769	229,938	164,338	61,189	194,303	17,895
Responding on Item	16.7	16.8	19.5	11.7	14.9	18.6	10.7
Yes	(15.8,17.5)	(16.0,17.7)	(17.9,21.3)	(10.4,13.1)	(13.2,16.7)	(17.2,20.1)	(9.2,12.4)
No	83.4	83.2	80.5	88.3	85.1	81.4	89.3
	(82.5,84.2)	(82.3,84.0)	(78.7,82.1)	(86.9,89.6)	(83.3,86.8)	(79.9,82.8)	(87.6,90.8)

Table 39a.2
Use of Adult Continuing Education/Counseling During Past 12 Months: Spouses by Member Paygrade.

	Enlisted						Warrant Officers	Officers
	E1-E3	E4	E5-E6	E7-E9	W1-W5	O1-O3		
39a. During the past 12 months, have you used any of the following programs and services? (MARK ONE ANSWER IN EACH ROW.): Adult continuing education/counseling								
Estimated Population								
Not Applicable								
Not Responding on Item	168	817	2,258	1,186	106	202	355	
Responding on Item	30,595	89,822	281,125	122,147	13,782	59,381	70,811	
Yes	17.7 (15.5,20.3)	18.9 (17.0,20.8)	18.7 (17.2,20.2)	16.3 (14.9,17.9)	19.5 (16.8,22.5)	13.6 (11.8,15.7)	8.0 (6.7,9.5)	
No	82.3 (79.7,84.6)	81.2 (79.2,83.0)	81.3 (79.8,82.8)	83.7 (82.1,85.1)	80.5 (77.5,83.2)	86.4 (84.3,88.2)	92.0 (90.5,93.3)	

Table 39a.3
Use of Adult Continuing Education/Counseling During Past 12 Months: Spouses by Gender and Member Location.

	Gender		Member Location		
	Male	Female	50 States or District of Columbia	Overseas, American Samoa, Guam, US Virgin Islands, Puerto Rico	
39a. During the past 12 months, have you used any of the following programs and services? (MARK ONE ANSWER IN EACH ROW.): Adult continuing education/counseling					
Estimated Population					
Not Applicable					
Not Responding on Item	476	4,616	3,696	1,395	
Responding on Item	58,653	609,010	569,852	97,798	
Yes	26.4 (23.1,30.1)	15.7 (15.0,16.4)	15.7 (14.8,16.7)	22.2 (20.1,24.4)	
No	73.6 (69.9,76.9)	84.3 (83.6,85.0)	84.3 (83.4,85.2)	77.8 (75.6,79.9)	

Table 39b.1
Use of Tuition Assistance Programs for College/Higher Education During Past 12 Months: Spouses by Member Service.

	Total	DoD					Coast Guard
		Total	Army	Navy	Marine Corps	Air Force	
Estimated Population							
Not Applicable							
Not Responding on Item	5,798	5,609	2,632	1,435	456	1,086	189
Responding on Item	666,957	649,194	229,433	164,459	61,185	194,117	17,763
Yes	12.6 (11.7,13.6)	12.7 (11.8,13.7)	13.1 (11.3,15.2)	8.6 (7.6,9.8)	11.9 (10.6,13.4)	15.9 (14.5,17.5)	7.5 (6.2,9.0)
No	87.4 (86.5,88.3)	87.3 (86.3,88.2)	86.9 (84.8,88.7)	91.4 (90.2,92.4)	88.1 (86.6,89.4)	84.1 (82.5,85.5)	92.5 (91.0,93.8)

39b. During the past 12 months, have you used any of the following programs and services? (MARK ONE ANSWER IN EACH ROW.): Tuition assistance programs for college/higher education

Table 39b.2
Use of Tuition Assistance Programs for College/Higher Education During Past 12 Months: Spouses by Member Paygrade.

	Enlisted						Warrant Officers	Officers
	E1-E3	E4	E5-E6	E7-E9	W1-W5	O1-O3		
39b. During the past 12 months, have you used any of the following programs and services? (MARK ONE ANSWER IN EACH ROW.): Tuition assistance programs for college/higher education								
Estimated Population								
Not Applicable								
Not Responding on Item	136	750	2,462	1,339	208	323	579	
Responding on Item	30,627	89,888	280,922	121,994	13,679	59,260	70,587	
Yes	14.7 (12.3,17.4)	18.3 (16.3,20.4)	14.4 (13.1,15.9)	10.6 (8.9,12.5)	10.5 (8.4,13.1)	10.6 (8.9,12.6)	2.6 (2.0,3.4)	
No	85.3 (82.6,87.7)	81.7 (79.6,83.7)	85.6 (84.1,86.9)	89.4 (87.5,91.1)	89.5 (86.9,91.6)	89.4 (87.4,91.1)	97.4 (96.6,98.0)	

Table 39b.3
Use of Tuition Assistance Programs for College/Higher Education During Past 12 Months: Spouses by Gender and Member Location.

	Gender		Member Location		
	Male	Female	50 States or District of Columbia	Guam, US Virgin Islands, Puerto Rico	Overseas, American Samoa,
39b. During the past 12 months, have you used any of the following programs and services? (MARK ONE ANSWER IN EACH ROW.): Tuition assistance programs for college/higher education					
Estimated Population					
Not Applicable					
Not Responding on Item	283	5,514	4,398	1,400	
Responding on Item	58,846	608,112	569,150	97,793	
Yes	20.6 (17.7,23.8)	11.8 (10.9,12.7)	11.8 (10.8,12.9)	17.1 (14.9,19.6)	
No	79.4 (76.2,82.3)	88.2 (87.3,89.1)	88.2 (87.1,89.2)	82.9 (80.4,85.2)	

Table 39c.1
Use of Technical/Vocational Programs During Past 12 Months: Spouses by Member Service.

39c. During the past 12 months, have you used any of the following programs and services? (MARK ONE ANSWER IN EACH ROW.):
 Technical/vocational programs

	Total	DoD					Coast Guard
		Total	Army	Navy	Marine Corps	Air Force	
Estimated Population							
Not Applicable	7,575	3,459	1,887	469	1,590	171	
Not Responding on Item	665,180	228,606	164,007	61,172	193,612	17,781	
Responding on Item	3.4	3.9	3.3	2.6*	3.3	2.7*	
Yes	(3.1,3.8)	(3.4,4.5)	(2.6,4.1)	(2.0,3.4)	(2.7,4.1)	(1.9,3.8)	
No	96.6	96.1	96.7	97.4	96.7	97.3	
	(96.2,96.9)	(95.5,96.7)	(96.0,97.4)	(96.6,98.0)	(95.9,97.3)	(96.2,98.1)	

* Low precision or cell size between 30 and 59.

Table 39c.2
Use of Technical/Vocational Programs During Past 12 Months: Spouses by Member Paygrade.

39c. During the past 12 months, have you used any of the following programs and services? (MARK ONE ANSWER IN EACH ROW.):
 Technical/vocational programs

	Enlisted						Warrant Officers		Officers	
	E1-E3	E4	E5-E6	E7-E9	W1-W5	O1-O3	O4-O6			
Estimated Population										
Not Applicable										
Not Responding on Item	187	1,141	3,387	1,618	289	435	518			
Responding on Item	30,576	89,498	279,996	121,715	13,599	59,148	70,648			
Yes	3.2*	5.4	3.7	4.1	3.8*	NR	NR			
	(2.4,4.3)	(4.4,6.6)	(3.1,4.4)	(3.3,5.0)	(2.7,5.3)	(0.0,0.0)	(0.0,0.0)			
No	96.8	94.6	96.3	95.9	96.2	99.2	99.0			
	(95.7,97.6)	(93.4,95.6)	(95.7,96.9)	(95.0,96.7)	(94.7,97.3)	(98.6,99.5)	(98.5,99.4)			

NR: Not reported; cell size less than 30. * Low precision or cell size between 30 and 59.

Table 39c.3
Use of Technical/Vocational Programs During Past 12 Months: Spouses by Gender and Member Location.

39c. During the past 12 months, have you used any of the following programs and services? (MARK ONE ANSWER IN EACH ROW.):
Technical/vocational programs

	Gender		Member Location		
	Male	Female	50 States or District of Columbia	Overseas, American Samoa, Guam, US Virgin Islands, Puerto Rico	
Estimated Population					
Not Applicable					
Not Responding on Item	527	7,048	5,514	2,061	
Responding on Item	58,601	606,578	568,034	97,132	
Yes	4.9* (3.5,6.8)	3.3 (2.9,3.7)	3.4 (3.0,3.8)	3.6 (2.7,4.7)	
No	95.1 (93.2,96.5)	96.7 (96.3,97.1)	96.6 (96.2,97.0)	96.4 (95.3,97.3)	

* Low precision or cell size between 30 and 59.

Table 39d.1
Use of Basic Skills Education During Past 12 Months: Spouses by Member Service.

	Total	DoD					Coast Guard
		Total	Army	Navy	Marine Corps	Air Force	
Estimated Population							
Not Applicable	7,862	3,596	1,850	504	1,680	231	
Not Responding on Item	664,893	228,469	164,044	61,138	193,522	17,721	
Responding on Item	3.8	4.4	4.2	3.4	3.2	2.1*	
Yes	(3.4,4.3)	(3.7,5.2)	(3.3,5.2)	(2.7,4.3)	(2.5,4.0)	(1.5,3.0)	
No	96.2	95.6	95.9	96.6	96.8	97.9	
	(95.7,96.6)	(94.8,96.3)	(94.8,96.7)	(95.7,97.3)	(96.0,97.5)	(97.0,98.5)	

* Low precision or cell size between 30 and 59.

Table 39d.2
Use of Basic Skills Education During Past 12 Months: Spouses by Member Paygrade.

	Enlisted						Warrant Officers	Officers
	E1-E3	E4	E5-E6	E7-E9	W1-W5	O1-O3		
39d. During the past 12 months, have you used any of the following programs and services? (MARK ONE ANSWER IN EACH ROW.): Basic skills education								
Estimated Population								
Not Applicable								
Not Responding on Item	205	1,256	3,424	1,825	338	390	424	
Responding on Item	30,557	89,383	279,960	121,508	13,549	59,193	70,742	
Yes	4.4*	4.5	4.7	3.8	4.2*	NR	NR	
	(3.4,5.7)	(3.6,5.5)	(3.9,5.7)	(3.2,4.6)	(2.8,6.3)	(0.0,0.0)	(0.0,0.0)	
No	95.6	95.5	95.3	96.2	95.8	98.7	98.8	
	(94.3,96.6)	(94.5,96.4)	(94.3,96.1)	(95.4,96.8)	(93.7,97.2)	(98.0,99.2)	(98.2,99.2)	

NR: Not reported; cell size less than 30. * Low precision or cell size between 30 and 59.

Table 39d.3
Use of Basic Skills Education During Past 12 Months: Spouses by Gender and Member Location.

	Gender		Member Location		
	Male	Female	50 States or District of Columbia	Guam, US Virgin Islands, Puerto Rico	Overseas, American Samoa,
39d. During the past 12 months, have you used any of the following programs and services? (MARK ONE ANSWER IN EACH ROW.): Basic skills education					
Estimated Population					
Not Applicable					
Not Responding on Item	527	7,334	5,776	2,085	
Responding on Item	58,601	606,292	567,772	97,108	
Yes	5.3* (3.5,8.0)	3.7 (3.3,4.1)	3.5 (3.0,4.0)	5.9 (4.8,7.2)	
No	94.7 (92.0,96.5)	96.3 (95.9,96.7)	96.5 (96.0,97.0)	94.1 (92.8,95.2)	

* Low precision or cell size between 30 and 59.

Table 40.1
Current Occupation: Spouses by Member Service.

	Total	DoD					Coast Guard
		Army	Navy	Marine Corps	Air Force		
Estimated Population							
Not Applicable	--	--	--	--	--	--	--
Not Responding on Item ‡	672,755	232,065	165,894	61,641	195,202	17,952	
Responding on Item							
Serving on active duty (not a member of National Guard/Reserve)	9.5 (8.0,11.2)	9.0 (7.1,11.4)	6.0 (4.2,8.3)	6.8 (5.7,8.1)	14.3 (12.6,16.1)	4.7 (3.9,5.7)	
Member of National Guard/Reserve in full-time active duty program (AGR, TAR, AR)	0.7 (0.5,0.8)	1.0 (0.8,1.4)	NR (0.0,0.0)	NR (0.0,0.0)	NR (0.0,0.0)	NR (0.0,0.0)	NR (0.0,0.0)
Other type National Guard/Reserve member (e.g., drill unit, IMA, IRR, mil. tech.)	2.3 (2.0,2.8)	3.2 (2.4,4.2)	1.6 (1.3,2.1)	1.6* (1.2,2.2)	2.3 (1.9,2.9)	NR (0.0,0.0)	NR (0.0,0.0)
Working in a Federal civilian job (full-time)	4.3 (3.9,4.7)	5.2 (4.6,5.8)	3.3 (2.7,4.0)	3.1 (2.3,4.1)	4.7 (3.9,5.5)	1.9* (1.3,2.7)	
Working in a Federal civilian job (part-time)	1.7 (1.5,1.9)	2.0 (1.6,2.5)	1.5* (1.2,2.0)	1.2* (0.8,1.8)	1.6* (1.2,2.1)	NR (0.0,0.0)	
Working in a civilian job <u>on base</u> (full-time)	3.4 (3.1,3.7)	3.9 (3.3,4.4)	2.9 (2.4,3.6)	4.1 (3.3,5.1)	3.3 (2.7,4.1)	NR (0.0,0.0)	
Working in a civilian job <u>on base</u> (part-time)	3.6 (3.3,4.0)	4.1 (3.6,4.8)	2.3 (1.8,2.9)	3.3 (2.6,4.1)	4.5 (3.8,5.2)	NR (0.0,0.0)	
Working in a civilian job <u>off base</u> (full-time)	25.0 (24.1,25.8)	22.9 (21.4,24.5)	29.6 (28.2,31.1)	26.0 (23.9,28.1)	22.4 (20.8,24.0)	32.7 (30.1,35.4)	
Working in a civilian job <u>off base</u> (part-time)	11.0 (10.4,11.5)	9.7 (8.8,10.8)	12.7 (11.4,14.0)	11.5 (10.2,13.0)	10.1 (9.2,11.2)	17.5 (15.5,19.7)	

NR: Not reported; cell size less than 30. * Low precision or cell size between 30 and 59.
‡ Items in this question are coded as marked or not marked. Nonresponse to item cannot be determined.

Table 40.1 (continued)
Current Occupation: Spouses by Member Service.

	Total	DoD					Coast Guard
		Total	Army	Navy	Marine Corps	Air Force	
Estimated Population							
Not Applicable	--	--	--	--	--	--	--
Not Responding on Item†	672,755	654,803	232,065	165,894	61,641	195,202	17,952
Responding on Item	0.8 (0.7,1.0)	0.8 (0.6,1.0)	0.6* (0.4,0.8)	1.0* (0.7,1.5)	NR (0.0,0.0)	NR (0.0,0.0)	NR (0.0,0.0)
Managing or working in family business	5.8 (5.4,6.3)	5.8 (5.3,6.3)	5.6 (4.9,6.4)	6.1 (5.2,7.2)	5.2 (4.3,6.3)	6.0 (5.1,7.1)	6.0 (4.8,7.4)
Self-employed in your own business or profession	8.1 (7.6,8.7)	8.2 (7.7,8.7)	8.8 (7.9,9.8)	8.4 (7.6,9.4)	9.7 (8.6,10.9)	6.8 (5.9,7.7)	6.2 (5.0,7.7)
Unemployed and looking for work	10.1 (9.5,10.7)	10.1 (9.5,10.7)	9.4 (8.6,10.3)	9.8 (8.8,10.8)	12.7 (11.1,14.4)	10.3 (9.2,11.5)	10.2 (8.6,12.1)
In school	43.5 (42.3,44.7)	43.4 (42.1,44.6)	44.4 (42.6,46.2)	44.0 (42.1,45.8)	45.3 (42.9,47.6)	41.1 (39.1,43.1)	47.3 (44.2,50.4)
Homemaker/housewife/househusband	1.1 (1.0,1.3)	1.2 (1.0,1.4)	1.3 (1.0,1.6)	1.1* (0.8,1.5)	NR (0.0,0.0)	1.3* (0.9,1.8)	NR (0.0,0.0)
Retired	4.5 (4.2,4.9)	4.6 (4.2,4.9)	4.7 (4.1,5.3)	4.5 (3.8,5.4)	4.6 (3.7,5.8)	4.5 (3.8,5.2)	4.1 (3.0,5.7)
Other							

NR: Not reported; cell size less than 30. * Low precision or cell size between 30 and 59.
 † Items in this question are coded as marked or not marked. Nonresponse to item cannot be determined.

Table 40.2
Current Occupation: Spouses by Member Paygrade.

	Enlisted					Warrant Officers		Officers	
	E1-E3	E4	E5-E6	E7-E9	W1-W5	O1-O3	O4-O6		
Estimated Population									
Not Applicable	--	--	--	--	--	--	--	--	
Not Responding on Item ‡	30,763	90,639	283,384	123,334	13,887	59,583	71,166		
Responding on Item	12.6 (10.6,14.8)	15.8 (14.2,17.5)	10.2 (8.4,12.2)	5.3 (3.9,7.1)	4.9* (3.4,7.0)	9.3 (7.0,12.1)	5.7 (3.2,10.0)		
Serving on active duty (not a member of National Guard/Reserve)	NR	NR	0.7* (0.5,0.9)	NR	NR	NR	NR		
Member of National Guard/Reserve in full-time active duty program (AGR, TAR, AR)	(0.0,0.0)	(0.0,0.0)	(0.0,0.0)	(0.0,0.0)	(0.0,0.0)	(0.0,0.0)	(0.0,0.0)		
Other type National Guard/Reserve member (e.g., drill unit, IMA, IRR, mil. tech.)	NR	2.0* (1.4,2.8)	2.1 (1.7,2.6)	3.0 (1.9,4.9)	NR	2.4* (1.7,3.4)	3.2* (2.4,4.3)		
Working in a Federal civilian job (full-time)	NR	1.4* (1.0,2.0)	4.3 (3.8,4.9)	8.2 (7.3,9.3)	7.2 (5.7,9.0)	2.6* (2.0,3.6)	2.9* (2.1,3.9)		
Working in a Federal civilian job (part-time)	NR	1.8* (1.3,2.6)	1.8 (1.5,2.3)	2.0* (1.5,2.6)	NR	NR	NR		
Working in a civilian job <u>on base</u> (full-time)	NR	2.7* (2.0,3.5)	3.7 (3.2,4.2)	5.1 (4.4,6.0)	4.1 (3.2,5.3)	2.0* (1.4,2.8)	1.8* (1.3,2.6)		
Working in a civilian job <u>on base</u> (part-time)	3.9* (2.9,5.1)	3.8 (3.0,4.9)	4.0 (3.4,4.6)	4.3 (3.4,5.4)	3.7* (2.4,5.5)	2.0* (1.4,2.8)	2.1* (1.5,3.1)		
Working in a civilian job <u>off base</u> (full-time)	23.1 (20.4,25.9)	20.9 (19.2,22.8)	26.4 (25.2,27.6)	31.7 (29.7,33.7)	25.5 (23.0,28.1)	21.3 (19.4,23.4)	16.4 (14.7,18.2)		
Working in a civilian job <u>off base</u> (part-time)	11.5 (9.6,13.6)	10.2 (8.7,11.8)	10.3 (9.3,11.3)	11.1 (9.8,12.4)	9.7 (8.1,11.5)	11.2 (9.7,13.1)	14.2 (12.6,16.0)		

NR: Not reported; cell size less than 30. * Low precision or cell size between 30 and 59.
‡ Items in this question are coded as marked or not marked. Nonresponse to item cannot be determined.

Table 40.2 (continued)
Current Occupation: Spouses by Member Paygrade.

	Enlisted				Warrant Officers	Officers	
	E1-E3	E4	E5-E6	E7-E9		W1-W5	O1-O3
40. Are you currently: (MARK ALL THAT APPLY.)							
Estimated Population							
Not Applicable	--	--	--	--	--	--	--
Not Responding on Item ‡	30,763	90,639	283,384	123,334	13,887	59,583	71,166
Responding on Item	NR	NR	0.9*	NR	NR	NR	NR
Managing or working in family business	(0.0,0.0)	(0.0,0.0)	(0.7,1.2)	(0.0,0.0)	(0.0,0.0)	(0.0,0.0)	(0.0,0.0)
Self-employed in your own business or profession	3.2*	4.2	5.8	6.1	6.4	6.5	7.8
	(2.2,4.5)	(3.3,5.4)	(5.1,6.6)	(5.2,7.0)	(5.1,8.0)	(5.3,8.0)	(6.4,9.4)
Unemployed and looking for work	15.4	11.5	8.0	6.8	9.4	5.9	5.0
	(13.4,17.7)	(9.9,13.4)	(7.2,8.9)	(5.9,7.9)	(7.6,11.6)	(4.9,7.2)	(4.0,6.2)
In school	13.5	15.2	10.3	8.1	8.7	10.5	4.6
	(11.6,15.7)	(13.6,17.0)	(9.4,11.2)	(7.2,9.2)	(6.9,11.0)	(8.8,12.4)	(3.6,5.9)
Homemaker/housewife/househusband	44.4	44.7	41.0	36.2	44.3	48.5	59.7
	(41.6,47.2)	(42.0,47.4)	(39.4,42.7)	(34.2,38.2)	(41.3,47.4)	(45.7,51.3)	(56.7,62.6)
Retired	NR	NR	0.7*	2.0*	NR	NR	2.2*
	(0.0,0.0)	(0.0,0.0)	(0.5,1.0)	(1.5,2.6)	(0.0,0.0)	(0.0,0.0)	(1.5,3.1)
Other	5.6	5.2	4.5	4.5	4.9	3.6	4.1
	(4.5,7.1)	(4.3,6.4)	(4.0,5.1)	(3.8,5.5)	(3.7,6.4)	(2.7,4.9)	(3.3,5.2)

NR: Not reported; cell size less than 30. * Low precision or cell size between 30 and 59.

‡ Items in this question are coded as marked or not marked. Nonresponse to item cannot be determined.

Table 40.3
Current Occupation: Spouses by Gender and Member Location.

	Gender		Member Location	
	Male	Female	50 States or District of Columbia	Overseas, American Samoa, Guam, US Virgin Islands, Puerto Rico
Estimated Population				
Not Applicable	--	--	--	99,193
Not Responding on Item†	59,129	613,626	573,548	--
Responding on Item	43.9	6.2	9.2	11.0
Serving on active duty (not a member of National Guard/Reserve)	(39.4,48.5)	(5.2,7.2)	(7.8,10.9)	(8.7,13.9)
Member of National Guard/Reserve in full-time active duty program (AGR, TAR, AR)	NR	0.6	0.7	NR
Other type National Guard/Reserve member (e.g., drill unit, IMA, IRR, mil. tech.)	(0.0,0.0)	(0.4,0.7)	(0.6,0.9)	(0.0,0.0)
Working in a Federal civilian job (full-time)	5.6	2.0	2.4	1.9*
	(4.3,7.2)	(1.7,2.4)	(2.0,2.9)	(1.4,2.7)
Working in a Federal civilian job (part-time)	7.2	4.0	3.6	8.4
	(5.7,9.0)	(3.6,4.4)	(3.2,3.9)	(7.1,9.9)
Working in a civilian job on base (full-time)	NR	1.8	1.3	3.6
	(0.0,0.0)	(1.6,2.0)	(1.2,1.5)	(2.8,4.7)
Working in a civilian job on base (part-time)	2.8*	3.5	2.8	6.7
	(1.8,4.1)	(3.2,3.8)	(2.5,3.2)	(5.5,8.2)
Working in a civilian job off base (full-time)	NR	3.8	3.0	7.5
	(0.0,0.0)	(3.5,4.2)	(2.6,3.4)	(6.5,8.6)
Working in a civilian job off base (part-time)	21.5	25.3	27.6	9.8
	(18.4,25.0)	(24.4,26.1)	(26.6,28.5)	(8.4,11.5)
Working in a civilian job off base (part-time)	5.0	11.5	11.7	6.4
	(3.8,6.5)	(11.0,12.1)	(11.1,12.4)	(5.2,7.7)

NR: Not reported; cell size less than 30. * Low precision or cell size between 30 and 59.

† Items in this question are coded as marked or not marked. Nonresponse to item cannot be determined.

Table 40.3 (continued)
Current Occupation: Spouses by Gender and Member Location.

	Gender		Member Location		
	Male	Female	50 States or District of Columbia	Guam, US Virgin Islands, Puerto Rico	Overseas, American Samoa,
40. Are you currently: (MARK ALL THAT APPLY.)					
Estimated Population					
Not Applicable					
Not Responding on Item†	--	--	--	--	--
Responding on Item	59,129	613,626	573,548	99,193	
Managing or working in family business	NR (0.0,0.0)	0.8 (0.6,1.0)	0.9 (0.7,1.1)	NR (0.0,0.0)	
Self-employed in your own business or profession	5.9* (3.9,8.9)	5.8 (5.4,6.3)	6.0 (5.5,6.5)	4.7 (3.8,5.7)	
Unemployed and looking for work	5.5 (4.1,7.3)	8.4 (7.9,8.9)	7.9 (7.4,8.5)	9.3 (8.0,10.7)	
In school	8.3 (6.4,10.7)	10.3 (9.7,10.9)	10.3 (9.7,10.9)	9.0 (7.6,10.6)	
Homemaker/housewife/househusband	8.7 (6.6,11.4)	46.8 (45.9,47.8)	42.7 (41.5,44.0)	48.0 (45.0,51.0)	
Retired	7.9 (6.6,9.5)	0.5 (0.4,0.6)	1.2 (1.0,1.4)	NR (0.0,0.0)	
Other	3.7* (2.7,5.0)	4.6 (4.3,5.0)	4.3 (3.9,4.7)	6.0 (5.0,7.1)	

NR: Not reported; cell size less than 30. * Low precision or cell size between 30 and 59.

† Items in this question are coded as marked or not marked. Nonresponse to item cannot be determined.

Table 40CPSa.1
Spouse CPS Employment Variable: Spouses by Member Service.

	Total	DoD					Coast Guard
		Total	Army	Navy	Marine Corps	Air Force	
Estimated Population							
Not Applicable	2,378	786	416	123	1,022	31	
Not Responding on Item	670,377	231,279	165,478	61,518	194,180	17,921	
Responding on Item	49.0	47.5	51.6	49.5	47.8	57.2	
Employed	(47.9,50.1)	(45.6,49.5)	(49.6,53.6)	(47.4,51.5)	(46.1,49.5)	(54.3,60.1)	
Unemployed	5.7	6.6	5.6	6.2	4.9	4.4	
	(5.3,6.2)	(5.8,7.5)	(4.9,6.3)	(5.2,7.4)	(4.2,5.7)	(3.5,5.6)	
Not in labor force	35.1	35.8	36.5	37.1	32.4	33.4	
	(34.1,36.1)	(34.2,37.4)	(34.9,38.0)	(35.0,39.3)	(30.7,34.2)	(30.6,36.3)	
Active Duty in Armed Forces	10.2	10.1	6.4	7.2	14.9	5.0	
	(8.7,11.9)	(8.1,12.5)	(4.6,8.8)	(6.1,8.6)	(13.2,16.8)	(4.1,6.0)	

Constructed from Questions 40, 41, 42, 43, 44, 45, and 46 to conform to Bureau of Labor Standards constructed variable using CPS Labor Force Items

Table 40CPSa.2
Spouse CPS Employment Variable: Spouses by Member Paygrade.

	Enlisted					Warrant Officers	Officers			
	E1-E3	E4	E5-E6	E7-E9	W1-W5		O1-O3	O4-O6		
Constructed from Questions 40, 41, 42, 43, 44, 45, and 46 to conform to Bureau of Labor Standards constructed variable using CPS Labor Force Items										
Estimated Population										
Not Applicable										
Not Responding on Item	62	264	985	610	68	193	197			
Responding on Item	30,701	90,375	282,399	122,724	13,819	59,390	70,969			
Employed	42.3 (39.5,45.2)	42.2 (40.1,44.3)	49.3 (47.8,50.9)	60.3 (58.4,62.3)	52.4 (49.4,55.5)	43.5 (40.7,46.3)	44.0 (41.1,46.9)			
Unemployed	7.7 (6.4,9.3)	7.7 (6.3,9.3)	6.0 (5.3,6.8)	5.3 (4.4,6.3)	8.0 (6.5,9.8)	4.4 (3.5,5.4)	3.0 (2.3,4.0)			
Not in labor force	36.9 (34.1,39.8)	34.1 (31.9,36.3)	33.8 (32.4,35.3)	28.2 (26.3,30.2)	33.7 (30.9,36.5)	42.1 (39.3,45.0)	46.8 (43.9,49.6)			
Active Duty in Armed Forces	13.0 (11.1,15.3)	16.1 (14.5,17.8)	10.9 (9.1,13.0)	6.2 (4.8,8.0)	6.0* (4.3,8.3)	10.0 (7.8,12.8)	6.2 (3.6,10.5)			

* Low precision or cell size between 30 and 59.

Table 40CPSa.3
Spouse CPS Employment Variable: Spouses by Gender and Member Location.

Items	Gender		Member Location		
	Male	Female	50 States or District of Columbia	Guam, US Virgin Islands, Puerto Rico	Overseas, American Samoa,
Constructed from Questions 40, 41, 42, 43, 44, 45, and 46 to conform to Bureau of Labor Standards constructed variable using CPS Labor Force					
Estimated Population					
Not Applicable					
Not Responding on Item	91	2,287	1,846	532	
Responding on Item	59,038	611,339	571,702	98,661	
Employed	37.7 (33.8,41.8)	50.1 (49.1,51.1)	50.5 (49.3,51.6)	40.8 (38.3,43.2)	
Unemployed	4.2* (3.1,5.7)	5.9 (5.4,6.4)	5.6 (5.2,6.1)	6.3 (5.3,7.6)	
Not in labor force	12.2 (9.9,15.1)	37.3 (36.4,38.1)	33.9 (32.9,35.0)	41.6 (39.0,44.2)	
Active Duty in Armed Forces	45.8 (41.4,50.4)	6.7 (5.7,7.8)	10.0 (8.5,11.6)	11.3 (9.0,14.2)	

* Low precision or cell size between 30 and 59.

Table 40CPSb.1
Full Unemployment Rate: Spouses by Member Service.

	Total	DoD					Coast Guard
		Total	Army	Navy	Marine Corps	Air Force	
Estimated Population							
Not Applicable†	235,032		82,855	60,363	22,839	62,990	5,984
Not Responding on Item	2,378		785	416	124	1,022	31
Responding on Item	435,345	423,408	148,425	105,115	38,679	131,190	11,937
Full employment rate	91.2 (90.4,91.9)	91.1 (90.3,91.8)	89.8 (88.3,91.0)	91.3 (90.0,92.4)	90.1 (88.3,91.7)	92.8 (91.5,93.8)	93.4 (91.6,94.8)
Full unemployment rate	8.8 (8.1,9.6)	8.9 (8.2,9.7)	10.2 (9.0,11.7)	8.7 (7.6,10.0)	9.9 (8.3,11.7)	7.2 (6.2,8.5)	6.6 (5.2,8.4)

†Spouses who were not in the labor force.

Table 40CPSb.2
Full Unemployment Rate: Spouses by Member Paygrade.

	Enlisted						Warrant Officers		Officers	
	E1-E3	E4	E5-E6	E7-E9	W1-W5	O1-O3	O4-O6			
Estimated Population										
Not Applicable†	11,329	30,799	95,450	34,597	4,650	25,017	33,189			
Not Responding on Item	62	264	985	610	68	194	197			
Responding on Item	19,371	59,576	186,949	88,127	9,169	34,373	37,780			
Full employment rate	87.7 (85.3,89.8)	88.3 (86.0,90.4)	91.0 (89.8,92.1)	92.7 (91.3,93.8)	88.0 (85.3,90.2)	92.4 (90.6,93.9)	94.4 (92.5,95.7)			
Full unemployment rate	12.3 (10.2,14.7)	11.7 (9.6,14.0)	9.0 (7.9,10.2)	7.3 (6.2,8.7)	12.0 (9.8,14.7)	7.6 (6.1,9.4)	5.6 (4.3,7.5)			

†Spouses who were not in the labor force.

Table 40CPSb.3

Full Unemployment Rate: Spouses by Gender and Member Location.

Based on ratio of spouses who indicated they were (1) unemployed or (2) employed (including active duty in Armed Forces) to all spouses excluding those spouses not in the full labor market, that is, those who were not currently looking for employment or needing or wanting to work.

	Gender		Member Location		
	Male	Female	50 States or District of Columbia	Guam, US Virgin Islands, Puerto Rico	Overseas, American Samoa,
Estimated Population					
Not Applicable†	7,230	227,802	194,008	41,024	
Not Responding on Item	91	2,287	1,846	532	
Responding on Item	51,808	383,537	377,694	57,637	
Full employment rate	95.2 (93.5,96.5)	90.6 (89.8,91.4)	91.5 (90.7,92.2)	89.2 (86.9,91.1)	
Full unemployment rate	4.8* (3.5,6.5)	9.4 (8.6,10.2)	8.5 (7.8,9.3)	10.8 (8.9,13.1)	

* Low precision or cell size between 30 and 59.

†Spouses who were not in the labor force.

Table 41.1

Any Work Done Last Week for Pay or Profit: Spouses by Member Service.

	Total	DoD					Coast Guard
		Total	Army	Navy	Marine Corps	Air Force	
Estimated Population							
Not Applicable	3,480	1,246	573	320	1,277	64	
Not Responding on Item	669,275	230,819	165,321	61,321	193,925	17,888	
Responding on Item	52.4	50.5	51.4	51.5	55.1	57.7	
Yes	(51.5,53.3)	(48.7,52.4)	(49.7,53.1)	(49.4,53.7)	(53.2,57.0)	(54.8,60.5)	
No	47.6	49.5	48.6	48.5	44.9	42.3	
	(46.7,48.5)	(47.7,51.3)	(46.9,50.3)	(46.3,50.6)	(43.0,46.8)	(39.5,45.2)	

41. Last week, did you do any work for pay or profit? (Mark yes even if you worked only one hour, or helped without pay in a family business or farm for 15 hours or more.)

Table 41.2
Any Work Done Last Week for Pay or Profit: Spouses by Member Paygrade.

	Enlisted						Warrant Officers		Officers	
	E1-E3	E4	E5-E6	E7-E9	W1-W5	O1-O3	O4-O6			
Estimated Population										
Not Applicable										
Not Responding on Item	167	347	1,330	1,060	97	237	241			
Responding on Item	30,596	90,292	282,054	122,273	13,791	59,346	70,925			
Yes	46.8 (43.9,49.7)	48.5 (46.2,50.8)	52.2 (50.9,53.6)	61.5 (59.5,63.4)	54.0 (50.8,57.2)	49.0 (46.2,51.9)	47.0 (44.4,49.7)			
No	53.2 (50.3,56.1)	51.5 (49.2,53.9)	47.8 (46.4,49.1)	38.5 (36.6,40.5)	46.0 (42.8,49.2)	51.0 (48.1,53.8)	53.0 (50.3,55.6)			

41. Last week, did you do any work for pay or profit? (Mark yes even if you worked only one hour, or helped without pay in a family business or farm for 15 hours or more.)

Table 41.3
Any Work Done Last Week for Pay or Profit: Spouses by Gender and Member Location.

	Gender		Member Location		
	Male	Female	50 States or District of Columbia	Guam, US Virgin Islands, Puerto Rico	Overseas, American Samoa,
41. <u>Last week</u> , did you do <u>any</u> work for pay or profit? (Mark yes even if you worked only one hour, or helped without pay in a family business or farm for 15 hours or more.)					
Estimated Population					
Not Applicable					743
Not Responding on Item	150	3,330	2,736		98,450
Responding on Item	58,979	610,296	570,812		
Yes	58.7 (54.8,62.5)	51.8 (50.8,52.7)	53.7 (52.8,54.7)		44.5 (42.0,47.1)
No	41.3 (37.5,45.2)	48.2 (47.3,49.2)	46.3 (45.4,47.2)		55.5 (52.9,58.0)

Table 42.1
Layoff From a Job Last Week: Spouses by Member Service.

	Total	DoD					Coast Guard
		Total	Army	Navy	Marine Corps	Air Force	
Estimated Population							
Not Applicable†	350,486	340,169	116,667	84,973	31,607	106,922	10,317
Not Responding on Item	21,100	20,722	7,835	4,420	1,503	6,963	379
Responding on Item	301,168	293,912	107,563	76,501	28,531	81,318	7,256
Yes	1.2 (1.0,1.6)	1.2 (1.0,1.6)	NR (0.0,0.0)	NR (0.0,0.0)	NR (0.0,0.0)	NR (0.0,0.0)	NR (0.0,0.0)
No	98.8 (98.4,99.0)	98.8 (98.4,99.0)	99.2 (98.8,99.4)	98.6 (97.8,99.1)	98.7 (97.5,99.3)	98.4 (97.6,98.9)	98.4 (96.8,99.2)

NR: Not reported; cell size less than 30.

†Spouses who worked for pay or profit last week (Q41=1).

Table 42.2
Layoff From a Job Last Week: Spouses by Member Paygrade.

	Enlisted						Warrant Officers	Officers			
	E1-E3	E4	E5-E6	E7-E9	W1-W5	O1-O3	O4-O6				
Estimated Population											
Not Applicable†	14,313	43,753	147,356	75,151	7,447	29,101	33,365				
Not Responding on Item	601	2,690	9,273	3,434	449	1,830	2,822				
Responding on Item	15,849	44,196	126,754	44,749	5,991	28,652	34,979				
Yes	NR (0.0,0.0)	NR (0.0,0.0)	1.4* (1.0,2.0)	NR (0.0,0.0)	NR (0.0,0.0)	NR (0.0,0.0)	NR (0.0,0.0)	NR (0.0,0.0)	NR (0.0,0.0)	NR (0.0,0.0)	NR (0.0,0.0)
No	98.1 (96.6,98.9)	99.0 (98.1,99.5)	98.6 (98.0,99.0)	98.0 (96.9,98.7)	98.1 (96.5,99.0)	99.7 (98.9,99.9)	99.7 (99.0,99.9)	99.7 (99.0,99.9)	99.7 (99.0,99.9)	99.7 (99.0,99.9)	99.7 (99.0,99.9)

NR: Not reported; cell size less than 30. * Low precision or cell size between 30 and 59.

†Spouses who worked for pay or profit last week (Q41=1).

Table 42.3
Layoff From a Job Last Week: Spouses by Gender and Member Location.

	Gender		Member Location		
	Male	Female	50 States or District of Columbia	Guam, US Virgin Islands, Puerto Rico	Overseas, American Samoa,
Estimated Population					
Not Applicable†	34,618	315,868	306,620	43,853	
Not Responding on Item	1,874	19,226	17,102	3,998	
Responding on Item	22,636	278,532	249,826	51,342	
Yes	NR (0.0,0.0)	1.2 (0.9,1.5)	1.4 (1.1,1.8)	NR (0.0,0.0)	
No	98.0 (96.1,99.0)	98.8 (98.5,99.1)	98.6 (98.3,98.9)	99.4 (98.6,99.7)	

NR: Not reported; cell size less than 30.

†Spouses who worked for pay or profit last week (Q41=1).

Table 43.1
Temporarily Absent From a Job or Business Last Week: Spouses by Member Service.

	Total	DoD					Coast Guard
		Army	Navy	Marine Corps	Air Force		
Estimated Population							
Not Applicable†	354,229						
Not Responding on Item	21,956						
Responding on Item	296,570	117,555	86,020	31,988	108,234	10,431	
Yes, on vacation, temporary illness, labor dispute, etc.	6.1 (5.3,6.9)	5.7 (4.1,7.9)	6.7 (5.5,8.1)	5.5* (4.3,7.1)	6.0 (4.9,7.4)	7.0* (4.9,9.8)	
No	93.9 (93.1,94.7)	94.3 (92.1,95.9)	93.3 (91.9,94.5)	94.5 (92.9,95.7)	94.0 (92.6,95.1)	93.0 (90.2,95.1)	

* Low precision or cell size between 30 and 59.

†Spouses who were laid off last week (Q42=1), including spouses who worked for pay or profit last week (Q41=1).

Table 43.2
Temporarily Absent From a Job or Business Last Week: Spouses by Member Paygrade.

	Enlisted						Warrant Officers	Officers
	E1-E3	E4	E5-E6	E7-E9	W1-W5	O1-O3		
Estimated Population								
Not Applicable†	14,618	44,191	149,162	76,043	7,559	29,200	33,456	
Not Responding on Item	632	2,697	9,650	3,458	423	1,909	3,188	
Responding on Item	15,513	43,750	124,572	43,833	5,905	28,474	34,522	
Yes, on vacation, temporary illness, labor dispute, etc.	7.3* (5.5,9.6)	5.6 (4.2,7.4)	7.1 (5.6,9.0)	7.5 (5.9,9.4)	4.4* (3.0,6.3)	4.8* (3.2,7.1)	NR (0.0,0.0)	
No	92.7 (90.4,94.5)	94.4 (92.6,95.8)	92.9 (91.0,94.4)	92.5 (90.6,94.1)	95.6 (93.8,97.0)	95.2 (92.9,96.8)	98.1 (96.9,98.8)	

NR: Not reported; cell size less than 30. * Low precision or cell size between 30 and 59.

†Spouses who were laid off last week (Q42=1), including spouses who worked for pay or profit last week (Q41=1).

Table 43.3
Temporarily Absent From a Job or Business Last Week: Spouses by Gender and Member Location.

	Gender		Member Location		
	Male	Female	50 States or District of Columbia	Guam, US Virgin Islands, Puerto Rico	Overseas, American Samoa,
43. Last week, were you temporarily absent from a job or business?					
Estimated Population					
Not Applicable†	35,074	319,155	310,043	44,172	
Not Responding on Item	1,994	19,962	17,667	4,289	
Responding on Item	22,061	274,508	245,838	50,732	
Yes, on vacation, temporary illness, labor dispute, etc.	NR (0.0,0.0)	6.1 (5.3,7.0)	6.4 (5.5,7.4)	4.5* (3.2,6.1)	
No	94.7 (91.8,96.6)	93.9 (93.0,94.7)	93.6 (92.6,94.5)	95.5 (93.9,96.8)	

NR: Not reported; cell size less than 30. * Low precision or cell size between 30 and 59.

†Spouses who were laid off last week (Q42=1), including spouses who worked for pay or profit last week (Q41=1).

Table 44.1
After Layoff Will Be Recalled to Work Within Next 6 Months or Given Date to Return to Work: Spouses by Member Service.

	Total	DoD					Coast Guard
		Total	Army	Navy	Marine Corps	Air Force	
Estimated Population							
Not Applicable†	647,912						
Not Responding on Item	19,739						
Responding on Item	5,104	4,966	1,670	1,471	638	1,186	138
Yes	NR (0.0,0.0)	NR (0.0,0.0)	NR (0.0,0.0)	NR (0.0,0.0)	NR (0.0,0.0)	NR (0.0,0.0)	NR (0.0,0.0)
No	79.6 (69.8,86.8)	79.4 (69.4,86.8)	90.7* (79.0,96.2)	NR (0.0,0.0)	NR (0.0,0.0)	NR (0.0,0.0)	NR (0.0,0.0)

NR: Not reported; cell size less than 30. * Low precision or cell size between 30 and 59.

†Spouses who were on vacation, temporarily ill, etc. (43=1) OR who were not temporarily absent from a job or business (Q43=2), including those who worked for pay or profit last week (Q41=1).

Table 44.2
After Layoff Will Be Recalled to Work Within Next 6 Months or Given Date to Return to Work: Spouses by Member Paygrade.

	Enlisted						Warrant Officers		Officers	
	E1-E3	E4	E5-E6	E7-E9	W1-W5	O1-O3	O4-O6			
Estimated Population										
Not Applicable†	29,856	87,510	272,305	119,007	13,327	57,654	68,253			
Not Responding on Item	553	2,745	8,484	3,149	447	1,819	2,543			
Responding on Item	354	383	2,595	1,177	114	111	371			
Yes	NR (0.0,0.0)	NR (0.0,0.0)	NR (0.0,0.0)	NR (0.0,0.0)	NR (0.0,0.0)	NR (0.0,0.0)	NR (0.0,0.0)			
No	NR (0.0,0.0)	NR (0.0,0.0)	76.0* (60.6,86.7)	NR (0.0,0.0)	NR (0.0,0.0)	NR (0.0,0.0)	NR (0.0,0.0)			

NR: Not reported; cell size less than 30. * Low precision or cell size between 30 and 59.

†Spouses who were on vacation, temporarily ill, etc. (43=1) OR who were not temporarily absent from a job or business (Q43=2), including those who worked for pay or profit last week (Q41=1).

Table 44.3
After Layoff Will Be Recalled to Work Within Next 6 Months or Given Date to Return to Work: Spouses by Gender and Member Location.

	Gender		Member Location		
	Male	Female	50 States or District of Columbia	Overseas, American Samoa, Guam, US Virgin Islands, Puerto Rico	
44. Have you been informed that you will be recalled to work within the next 6 months or been given a date to return to work?					
Estimated Population					
Not Applicable†	56,799	591,113	553,022	94,876	
Not Responding on Item	1,817	17,922	15,940	3,799	
Responding on Item	512	4,591	4,586	517	
Yes	NR (0.0,0.0)	NR (0.0,0.0)	NR (0.0,0.0)	NR (0.0,0.0)	
No	NR (0.0,0.0)	81.7 (72.6,88.3)	79.0 (68.3,86.8)	NR (0.0,0.0)	

NR: Not reported; cell size less than 30.

†Spouses who were on vacation, temporarily ill, etc. (43=1) OR who were not temporarily absent from a job or business (Q43=2), including those who worked for pay or profit last week (Q41=1).

Table 45.1
Looking for Work During Last 4 Weeks: Spouses by Member Service.

	Total	DoD					Coast Guard
		Army	Navy	Marine Corps	Air Force		
45. Have you been looking for work during the last 4 weeks?							
Estimated Population							
Not Applicable†	369,485	122,894	90,193	33,265	112,302	10,830	
Not Responding on Item	21,191	7,959	4,308	1,569	7,355	459	
Responding on Item	281,620	101,212	71,393	26,808	75,545	6,662	
Yes	19.0 (17.9,20.2)	20.6 (18.5,22.8)	18.1 (16.1,20.3)	18.9 (16.5,21.6)	18.0 (15.8,20.4)	17.1 (13.9,20.8)	
No	81.0 (79.8,82.1)	79.4 (77.2,81.5)	81.9 (79.7,83.9)	81.1 (78.4,83.5)	82.0 (79.6,84.2)	82.9 (79.2,86.1)	

†Spouses who had been informed that they would be recalled to work within the next 6 months or had been given a date to return to work (Q44=1), including spouses were on vacation, temporarily ill, etc. (Q43=1) OR spouses who worked for pay or profit last week (Q41=1).

Table 45.2
Looking for Work During Last 4 Weeks: Spouses by Member Paygrade.

	Enlisted						Warrant Officers	Officers		
	E1-E3	E4	E5-E6	E7-E9	W1-W5	O1-O3		O4-O6		
Estimated Population										
Not Applicable†	15,524	46,370	156,808	78,577	7,708	30,475	34,023			
Not Responding on Item	740	3,092	9,337	3,259	432	1,894	2,897			
Responding on Item	14,499	41,177	117,238	41,497	5,748	27,214	34,247			
Yes	25.9 (22.7,29.5)	23.4 (20.3,26.8)	20.5 (18.6,22.5)	20.7 (18.0,23.7)	21.7 (18.0,25.9)	12.4 (10.2,15.1)	8.7 (6.7,11.1)			
No	74.1 (70.5,77.4)	76.6 (73.2,79.7)	79.5 (77.5,81.4)	79.3 (76.3,82.0)	78.3 (74.1,82.0)	87.6 (84.9,89.8)	91.4 (88.9,93.3)			

†Spouses who had been informed that they would be recalled to work within the next 6 months or had been given a date to return to work (Q44=1), including spouses were on vacation, temporarily ill, etc. (Q43=1) OR spouses who worked for pay or profit last week (Q41=1).

Table 45.3
Looking for Work During Last 4 Weeks: Spouses by Gender and Member Location.

	Gender		Member Location			
	Male	Female	50 States or District of Columbia	Guam, US Virgin Islands, Puerto Rico	Overseas, American Samoa,	
45. Have you been looking for work during the last 4 weeks?						
Estimated Population						
Not Applicable†	35,995	333,490	323,280	46,191		
Not Responding on Item	2,187	19,463	17,604	4,046		
Responding on Item	20,947	260,673	232,664	48,956		
Yes	17.9 (12.9,24.2)	19.1 (18.0,20.3)	19.2 (18.0,20.4)	18.3 (15.6,21.3)		
No	82.1 (75.8,87.1)	80.9 (79.7,82.0)	80.8 (79.6,82.0)	81.7 (78.7,84.4)		

†Spouses who had been informed that they would be recalled to work within the next 6 months or had been given a date to return to work (Q44=1), including spouses were on vacation, temporarily ill, etc. (Q43=1) OR spouses who worked for pay or profit last week (Q41=1).

Table 46.1
Could Have Started a Job Last Week If Offered One or Returned to Work If Recalled: Spouses by Member Service.

	Total	DoD					Coast Guard
		Total	Army	Navy	Marine Corps	Air Force	
Estimated Population							
Not Applicable†	596,511	203,116	148,484	54,892	173,682	16,336	
Not Responding on Item	21,268	7,862	4,578	1,624	6,775	430	
Responding on Item	54,976	21,088	12,833	5,125	14,745	1,186	
Yes, could have gone to work	70.0 (67.1,72.8)	72.3 (67.9,76.3)	69.3 (63.8,74.4)	73.1 (64.4,80.4)	66.5 (60.1,72.4)	66.9 (55.3,76.7)	
No, because of own temporary illness	3.3* (2.3,4.6)	NR (0.0,0.0)	NR (0.0,0.0)	NR (0.0,0.0)	NR (0.0,0.0)	NR (0.0,0.0)	
No, because of all other reasons (in school, etc.)	26.7 (24.0,29.6)	23.8 (20.2,27.8)	27.2 (22.2,32.9)	24.7* (17.8,33.2)	30.9 (25.0,37.5)	NR (0.0,0.0)	

NR: Not reported; cell size less than 30. * Low precision or cell size between 30 and 59.

†Spouses who had not been looking for work during the last 4 weeks (Q45=2), including spouses who were on vacation, temporarily ill, etc. (Q43=1) OR spouses who worked for pay or profit last week (Q41=1).

Table 46.2
Could Have Started a Job Last Week If Offered One or Returned to Work If Recalled: Spouses by Member Paygrade.

	Enlisted						Warrant Officers		Officers	
	E1-E3	E4	E5-E6	E7-E9	W1-W5	O1-O3	O4-O6			
Estimated Population										
Not Applicable†	26,187	77,754	249,423	111,334	12,205	54,301	65,306			
Not Responding on Item	609	3,036	9,355	3,319	434	1,879	2,637			
Responding on Item	3,967	9,849	24,606	8,681	1,248	3,403	3,223			
Yes, could have gone to work	61.2 (53.0,68.9)	71.2 (63.8,77.7)	68.8 (64.0,73.3)	71.3 (64.0,77.6)	88.5 (80.0,93.7)	74.2 (64.0,82.3)	71.4 (59.3,81.0)			
No, because of own temporary illness	NR (0.0,0.0)	NR (0.0,0.0)	NR (0.0,0.0)	NR (0.0,0.0)	NR (0.0,0.0)	NR (0.0,0.0)	NR (0.0,0.0)			
No, because of all other reasons (in school, etc.)	36.6 (29.4,44.6)	25.3 (19.1,32.6)	27.9 (23.9,32.2)	23.5* (17.4,30.8)	NR (0.0,0.0)	NR (0.0,0.0)	NR (0.0,0.0)			

NR: Not reported; cell size less than 30. * Low precision or cell size between 30 and 59.

†Spouses who had not been looking for work during the last 4 weeks (Q45=2), including spouses who were on vacation, temporarily ill, etc. (Q43=1) OR spouses who worked for pay or profit last week (Q41=1).

Table 46.3
Could Have Started a Job Last Week If Offered One or Returned to Work If Recalled: Spouses by Gender and Member Location.

	Gender		Member Location		
	Male	Female	50 States or District of Columbia	Guam, US Virgin Islands, Puerto Rico	Overseas, American Samoa,
Estimated Population					
Not Applicable†	52,993	543,518	510,383	86,114	
Not Responding on Item	1,978	19,289	17,071	4,196	
Responding on Item	4,157	50,819	46,093	8,883	
Yes, could have gone to work	71.2* (60.3,80.2)	69.9 (66.8,72.9)	68.7 (65.7,71.6)	76.7 (68.9,83.1)	
No, because of own temporary illness	NR	3.2* (2.3,4.6)	3.7* (2.6,5.3)	NR (0.0,0.0)	
No, because of all other reasons (in school, etc.)	NR (0.0,0.0)	26.8 (24.0,29.9)	27.5 (24.7,30.5)	22.4* (16.0,30.5)	

NR: Not reported; cell size less than 30. * Low precision or cell size between 30 and 59.

†Spouses who had not been looking for work during the last 4 weeks (Q45=2), including spouses who were on vacation, temporarily ill, etc. (Q43=1) OR spouses who worked for pay or profit last week (Q41=1).

Table 47.1
Currently Hold a Job or Work at Own Business: Spouses by Member Service.

	Total	DoD					Coast Guard
		Total	Army	Navy	Marine Corps	Air Force	
Estimated Population							
Not Applicable†	284,487						6,730
Not Responding on Item	14,854						468
Responding on Item	373,414	277,757	102,063	71,847	27,023	76,823	10,753
Yes	84.2 (83.2,85.1)	84.1 (83.1,85.0)	82.6 (80.6,84.4)	84.7 (82.9,86.4)	84.1 (81.7,86.3)	85.3 (83.1,87.1)	87.6 (84.7,90.0)
No	15.8 (14.9,16.8)	15.9 (15.0,16.9)	17.4 (15.6,19.4)	15.3 (13.6,17.1)	15.9 (13.7,18.3)	14.7 (12.9,16.9)	12.4 (10.0,15.3)

†Spouses who could have started a job (Q46=1) OR could not have started a job because of temporary illness (Q46=2) OR for other reasons (Q46=3), including those who had not been looking for work during the past 4 weeks (Q45=2).

Table 47.2
Currently Hold a Job or Work at Own Business: Spouses by Member Paygrade.

	Enlisted						Warrant Officers		Officers	
	E1-E3	E4	E5-E6	E7-E9	W1-W5	O1-O3	O4-O6			
47. Do you currently hold a job or work at your own business?										
Estimated Population										
Not Applicable†	14,785	41,667	118,522	41,884	5,776	27,281	34,572			
Not Responding on Item	588	1,746	6,118	3,706	508	1,231	956			
Responding on Item	15,389	47,226	158,744	77,744	7,603	31,071	35,638			
Yes	84.2 (81.1,86.9)	81.5 (78.1,84.4)	83.6 (82.1,85.0)	85.9 (83.4,88.1)	87.0 (84.1,89.5)	86.3 (83.2,88.9)	84.2 (81.4,86.7)			
No	15.8 (13.1,18.9)	18.5 (15.6,21.9)	16.4 (15.0,17.9)	14.1 (11.9,16.6)	13.0 (10.5,15.9)	13.7 (11.1,16.8)	15.8 (13.3,18.6)			

†Spouses who could have started a job (Q46=1) OR could not have started a job because of temporary illness (Q46=2) OR for other reasons (Q46=3), including those who had not been looking for work during the past 4 weeks (Q45=2).

Table 47.3
Currently Hold a Job or Work at Own Business: Spouses by Gender and Member Location.

	Gender		Member Location		
	Male	Female	50 States or District of Columbia	Guam, US Virgin Islands, Puerto Rico	Overseas, American Samoa,
47. Do you currently hold a job or work at your own business?					
Estimated Population					
Not Applicable†	21,515	262,972	235,165	49,322	
Not Responding on Item	1,140	13,713	12,482	2,371	
Responding on Item	36,473	336,941	325,901	47,500	
Yes	85.0 (81.6,87.9)	84.1 (83.1,85.1)	84.8 (83.7,85.8)	80.2 (77.5,82.7)	
No	15.0 (12.1,18.4)	15.9 (14.9,16.9)	15.2 (14.2,16.3)	19.8 (17.3,22.5)	

†Spouses who could have started a job (Q46=1) OR could not have started a job because of temporary illness (Q46=2) OR for other reasons (Q46=3), including those who had not been looking for work during the past 4 weeks (Q45=2).

Table 48.1
Currently Looking for Employment or Want or Need to Work: Spouses by Member Service.

	Total	DoD					Coast Guard
		Total	Army	Navy	Marine Corps	Air Force	
Estimated Population							
Not Applicable†	370,805	360,179	124,773	90,288	33,354	111,764	10,627
Not Responding on Item	41,309	40,269	15,715	11,176	3,186	10,193	1,039
Responding on Item	260,641	254,355	91,577	64,431	25,101	73,245	6,286
Yes	23.7 (22.4,25.1)	23.8 (22.5,25.3)	26.1 (23.8,28.6)	22.8 (20.6,25.1)	27.3 (24.3,30.4)	20.7 (18.3,23.3)	20.2 (16.7,24.3)
No	76.3 (74.9,77.6)	76.2 (74.7,77.5)	73.9 (71.4,76.2)	77.2 (74.9,79.4)	72.7 (69.6,75.7)	79.3 (76.7,81.7)	79.8 (75.7,83.3)

†Spouses who currently held a job or worked at their own business (Q47=1), including those who could have started a job (Q46=1) OR could not have started a job because of temporary illness (Q46=2) OR for other reasons (Q46=3).

Table 48.2
Currently Looking for Employment or Want or Need to Work: Spouses by Member Paygrade.

	Enlisted				Warrant Officers		Officers	
	E1-E3	E4	E5-E6	E7-E9	W1-W5	O1-O3	O4-O6	
Estimated Population								
Not Applicable†	17,000	48,579	157,975	75,785	7,893	30,264	33,310	
Not Responding on Item	1,450	5,116	17,367	6,653	1,164	4,446	5,112	
Responding on Item	12,312	36,944	108,042	40,896	4,829	24,873	32,745	
Yes	40.0 (35.4,44.7)	30.7 (26.9,34.7)	25.7 (23.4,28.2)	22.1 (18.2,26.5)	17.4 (13.6,22.1)	16.1 (13.3,19.4)	12.2 (10.0,14.9)	
No	60.0 (55.3,64.6)	69.3 (65.3,73.1)	74.3 (71.8,76.6)	77.9 (73.5,81.8)	82.6 (77.9,86.4)	83.9 (80.6,86.7)	87.8 (85.1,90.0)	

†Spouses who currently held a job or worked at their own business (Q47=1), including those who could have started a job (Q46=1) OR could not have started a job because of temporary illness (Q46=2) OR for other reasons (Q46=3).

Table 48.3
Currently Looking for Employment or Want or Need to Work: Spouses by Gender and Member Location.

	Gender		Member Location			
	Male	Female	50 States or District of Columbia	Guam, US Virgin Islands, Puerto Rico	Overseas, American Samoa,	
48. Are you currently looking for employment or do you want or need to work?						
Estimated Population						
Not Applicable†	35,335	335,471	323,371	47,420		
Not Responding on Item	3,081	38,227	34,593	6,716		
Responding on Item	20,712	239,928	215,584	45,057		
Yes	14.9*	24.5	24.0	22.5		
	(11.2,19.5)	(23.1,26.0)	(22.5,25.5)	(19.9,25.5)		
No	85.1	75.5	76.0	77.5		
	(80.5,88.8)	(74.0,76.9)	(74.5,77.5)	(74.5,80.1)		

* Low precision or cell size between 30 and 59.

†Spouses who currently held a job or worked at their own business (Q47=1), including those who could have started a job (Q46=1) OR could not have started a job because of temporary illness (Q46=2) OR for other reasons (Q46=3).

Table 49.1
Length of Time Taken to Find Current Primary Job: Spouses by Member Service.

	Total	DoD					Coast Guard
		Total	Army	Navy	Marine Corps	Air Force	
Estimated Population							
Not Applicable†	317,060						7,490
Not Responding on Item	50,911						1,243
Responding on Item	304,783	295,565	100,720	75,745	27,654	91,446	9,218
Less than 1 month	49.5 (48.1,50.9)	49.4 (48.0,50.8)	48.1 (45.6,50.7)	51.2 (48.2,54.1)	53.9 (50.7,57.2)	47.9 (45.2,50.7)	52.2 (48.3,56.1)
1-3 months	27.6 (26.5,28.8)	27.7 (26.5,28.9)	28.7 (26.6,31.0)	26.1 (24.1,28.2)	27.9 (25.0,30.9)	27.7 (25.4,30.1)	26.4 (23.0,30.2)
4-6 months	11.0 (10.1,11.9)	11.0 (10.1,11.9)	10.6 (9.4,12.0)	11.4 (9.9,13.1)	9.0 (7.2,11.1)	11.6 (10.0,13.3)	12.1 (9.9,14.7)
7-9 months	3.7 (3.3,4.3)	3.8 (3.3,4.3)	4.2 (3.4,5.1)	3.7* (2.9,4.8)	3.8* (2.8,5.2)	3.3* (2.6,4.3)	NR (0.0,0.0)
10-12 months	2.9 (2.5,3.4)	2.9 (2.5,3.4)	3.1 (2.5,3.9)	2.1* (1.5,3.1)	NR (0.0,0.0)	3.6* (2.7,4.8)	NR (0.0,0.0)
More than 1 year	5.3 (4.7,5.9)	5.3 (4.7,6.0)	5.2 (4.3,6.4)	5.4 (4.3,6.9)	3.5* (2.5,5.0)	5.9 (4.6,7.5)	4.1* (2.9,5.7)

NR: Not reported; cell size less than 30. * Low precision or cell size between 30 and 59.

†Spouses who were currently looking for employment or needed to work (Q48=1) OR were not currently looking for employment or did not want or need to work (Q48=2), including spouses who could have started a job (Q46=1) OR could not have started a job because of temporary illness (Q46=2) OR for other reasons (Q46=3).

Table 49.2
Length of Time Taken to Find Current Primary Job: Spouses by Member Paygrade.

	Enlisted						Warrant Officers		Officers	
	E1-E3	E4	E5-E6	E7-E9	W1-W5	O1-O3	O4-O6			
Estimated Population										
Not Applicable†	16,356	47,053	133,326	49,868	6,105	28,320	36,033			
Not Responding on Item	1,871	5,664	21,539	8,865	1,206	5,541	6,224			
Responding on Item	12,536	37,922	128,519	64,600	6,576	25,722	28,909			
Less than 1 month	54.2 (49.7,58.5)	53.8 (49.7,57.8)	48.8 (46.4,51.2)	46.6 (44.0,49.3)	47.9 (43.9,52.0)	48.4 (44.4,52.5)	52.4 (48.4,56.5)			
1-3 months	31.0 (26.9,35.4)	26.9 (23.4,30.7)	28.1 (26.1,30.3)	28.1 (25.8,30.5)	24.1 (20.7,27.9)	27.8 (24.3,31.7)	24.3 (21.5,27.3)			
4-6 months	8.7* (6.3,12.0)	9.8 (7.6,12.5)	10.9 (9.6,12.3)	11.8 (10.1,13.7)	13.8 (11.1,17.0)	12.5 (10.3,15.2)	10.1 (8.1,12.5)			
7-9 months	NR (0.0,0.0)	3.1* (2.1,4.6)	3.8 (3.1,4.8)	4.6 (3.6,5.8)	4.5* (2.6,7.6)	NR (0.0,0.0)	NR (0.0,0.0)			
10-12 months	NR (0.0,0.0)	NR (0.0,0.0)	3.2 (2.5,4.1)	2.4* (1.7,3.4)	NR (0.0,0.0)	NR (0.0,0.0)	3.8* (2.4,5.9)			
More than 1 year	NR (0.0,0.0)	4.2* (2.9,6.2)	5.1 (4.3,6.1)	6.5 (5.2,8.1)	6.5* (4.1,10.1)	4.3* (2.9,6.3)	6.4* (4.6,8.8)			

NR: Not reported; cell size less than 30. * Low precision or cell size between 30 and 59.

†Spouses who were currently looking for employment or wanted or needed to work (Q48=1) OR were not currently looking for employment or did not want or need to work (Q48=2), including spouses who could have started a job (Q46=1) OR could not have started a job because of temporary illness (Q46=2) OR for other reasons (Q46=3).

Table 49.3
Length of Time Taken to Find Current Primary Job: Spouses by Gender and Member Location.

	Gender		Member Location	
	Male	Female	50 States or District of Columbia	Overseas, American Samoa, Guam, US Virgin Islands, Puerto Rico
49. From the time you started your job search, about how long did it take you to find your current primary job?				
Estimated Population				
Not Applicable†	25,028	292,033	262,682	54,378
Not Responding on Item	5,014	45,896	42,922	7,990
Responding on Item	29,087	275,697	267,944	36,825
Less than 1 month	48.2 (43.2,53.2)	49.6 (48.1,51.1)	50.2 (48.8,51.7)	44.1 (40.0,48.2)
1-3 months	26.1 (21.8,30.8)	27.8 (26.6,29.0)	27.6 (26.4,28.8)	27.9 (24.0,32.1)
4-6 months	13.0 (10.5,16.0)	10.8 (9.9,11.7)	10.9 (10.0,11.8)	11.9 (9.3,15.1)
7-9 months	NR (0.0,0.0)	3.7 (3.2,4.2)	3.5 (3.0,4.1)	5.4* (4.0,7.5)
10-12 months	NR (0.0,0.0)	3.0 (2.6,3.6)	2.7 (2.3,3.2)	4.4* (3.1,6.0)
More than 1 year	6.8* (4.9,9.3)	5.1 (4.6,5.8)	5.1 (4.5,5.8)	6.4* (4.6,8.8)

NR: Not reported; cell size less than 30. * Low precision or cell size between 30 and 59.

†Spouses who were currently looking for employment or wanted or needed to work (Q48=1) OR were not currently looking for employment or did not want or need to work (Q48=2), including spouses who could have started a job (Q46=1) OR could not have started a job because of temporary illness (Q46=2) OR for other reasons (Q46=3).

Table 50.1
Length of Time in Current Primary Job: Spouses by Member Service.

	Total	DoD					Coast Guard
		Total	Army	Navy	Marine Corps	Air Force	
Estimated Population							
Not Applicable†	317,060	113,262	77,792	30,390	88,126	7,490	
Not Responding on Item	45,118	16,656	11,616	3,082	12,639	1,125	
Responding on Item	310,577	102,147	76,486	28,170	94,437	9,336	
Less than 1 month	4.0 (3.5,4.5)	4.0 (3.2,5.0)	3.8 (2.8,4.9)	5.4 (4.1,7.2)	3.8 (2.9,5.0)	NR (0.0,0.0)	
1-3 months	12.7 (11.8,13.7)	14.6 (12.7,16.7)	11.9 (10.5,13.5)	13.4 (11.2,16.1)	11.0 (9.5,12.7)	13.8 (11.1,17.1)	
4-6 months	13.5 (12.7,14.4)	13.0 (11.5,14.7)	13.1 (11.5,15.0)	18.0 (15.7,20.6)	12.7 (11.1,14.6)	16.8 (13.9,20.2)	
7-9 months	6.9 (6.2,7.6)	7.3 (6.1,8.7)	7.1 (6.0,8.4)	8.0 (6.4,10.1)	5.9 (4.9,7.0)	7.3* (5.4,9.9)	
10-12 months	6.5 (5.9,7.3)	6.5 (5.4,7.7)	6.3 (5.0,7.8)	6.8 (5.3,8.7)	6.8 (5.5,8.3)	6.0* (4.5,8.1)	
More than 1 year	56.4 (55.0,57.8)	54.6 (52.3,56.9)	57.8 (55.2,60.4)	48.3 (45.2,51.4)	59.8 (57.2,62.3)	53.4 (49.4,57.5)	

NR: Not reported; cell size less than 30. * Low precision or cell size between 30 and 59.

†Spouses who were currently looking for employment or needed to work (Q48=1) OR were not currently looking for employment or did not want or need to work (Q48=2), including spouses who could have started a job (Q46=1) OR could not have started a job because of temporary illness (Q46=2) OR for other reasons (Q46=3).

Table 50.2
Length of Time in Current Primary Job: Spouses by Member Paygrade.

	50. About how long have you been in your current primary job?						
	Enlisted			Warrant Officers			
	E1-E3	E4	E5-E6	E7-E9	W1-W5	O1-O3	O4-O6
Estimated Population							
Not Applicable†	16,356	47,053	133,326	49,868	6,105	28,320	36,033
Not Responding on Item	1,599	5,534	18,913	7,723	1,103	4,694	5,552
Responding on Item	12,808	38,051	131,145	65,743	6,679	26,569	29,581
Less than 1 month	7.1* (5.0,9.9)	5.5* (4.0,7.5)	4.3 (3.4,5.3)	2.4* (1.6,3.5)	4.2* (3.0,6.0)	4.6* (3.2,6.6)	NR (0.0,0.0)
1-3 months	19.4 (15.8,23.5)	17.4 (14.6,20.7)	12.3 (10.8,13.9)	9.9 (8.1,12.0)	9.3 (6.9,12.4)	14.4 (12.0,17.1)	11.3 (9.1,14.0)
4-6 months	20.7 (17.5,24.3)	17.2 (14.5,20.4)	12.6 (11.2,14.1)	10.5 (9.0,12.3)	12.8 (10.3,15.9)	16.4 (13.4,20.0)	14.0 (11.7,16.8)
7-9 months	11.9 (9.4,15.0)	8.2 (6.2,10.8)	6.6 (5.7,7.7)	5.9 (4.7,7.3)	6.8* (5.2,9.0)	8.1 (6.0,10.9)	5.4* (3.9,7.5)
10-12 months	8.8* (6.5,11.8)	7.7 (5.8,10.1)	6.3 (5.2,7.7)	6.4 (5.2,7.8)	5.3* (3.7,7.4)	6.8* (5.2,8.8)	5.5* (3.9,7.7)
More than 1 year	32.1 (27.6,37.0)	44.0 (40.2,47.8)	57.9 (55.6,60.2)	64.9 (61.9,67.8)	61.5 (57.3,65.5)	49.7 (45.1,54.2)	61.7 (57.8,65.4)

NR: Not reported; cell size less than 30. * Low precision or cell size between 30 and 59.

†Spouses who were currently looking for employment or needed to work (Q48=1) OR were not currently looking for employment or did not want or need to work (Q48=2), including spouses who could have started a job (Q46=1) OR could not have started a job because of temporary illness (Q46=2) OR for other reasons (Q46=3).

Table 50.3
Length of Time in Current Primary Job: Spouses by Gender and Member Location.

	Gender		Member Location		
	Male	Female	50 States or District of Columbia	Guam, US Virgin Islands, Puerto Rico	Overseas, American Samoa,
50. About how long have you been in your current primary job?					
Estimated Population					
Not Applicable†	25,028	292,033	262,682	54,378	
Not Responding on Item	3,949	41,168	37,783	7,335	
Responding on Item	30,152	280,425	273,083	37,480	
Less than 1 month	NR (0.0,0.0)	4.0 (3.5,4.6)	3.8 (3.3,4.4)	5.1* (3.8,6.8)	
1-3 months	10.4* (7.3,14.6)	13.0 (12.0,14.0)	12.6 (11.6,13.6)	13.8 (11.3,16.9)	
4-6 months	8.2* (5.9,11.3)	14.1 (13.2,15.1)	13.5 (12.5,14.5)	14.0 (11.5,17.0)	
7-9 months	5.0* (3.3,7.5)	7.1 (6.4,7.9)	6.9 (6.2,7.7)	6.6* (5.0,8.7)	
10-12 months	5.0* (3.4,7.4)	6.7 (6.0,7.5)	6.5 (5.7,7.2)	7.2* (5.2,9.8)	
More than 1 year	67.8 (62.7,72.5)	55.1 (53.7,56.6)	56.8 (55.3,58.3)	53.2 (49.1,57.2)	

NR: Not reported; cell size less than 30. * Low precision or cell size between 30 and 59.

†Spouses who were currently looking for employment or wanted or needed to work (Q48=1) OR were not currently looking for employment or did not want or need to work (Q48=2), including spouses who could have started a job (Q46=1) OR could not have started a job because of temporary illness (Q46=2) OR for other reasons (Q46=3).

Table 51.1
Degree of Match Between Qualifications and Work in Current Primary Job: Spouses by Member Service.

	Total	DoD					Coast Guard
		Army	Navy	Marine Corps	Air Force		
51. How well do your qualifications match the work you do in your current primary job?							
Estimated Population							
Not Applicable†	317,060	113,262	77,792	30,390	88,126	7,490	
Not Responding on Item	45,021	16,576	11,594	3,156	12,550	1,145	
Responding on Item	310,674	102,227	76,508	28,095	94,526	9,317	
I am greatly overqualified for the work	17.1 (15.9,18.1)	19.6 (17.5,21.9)	14.8 (13.1,16.6)	20.0 (17.2,23.2)	15.3 (13.4,17.4)	14.9 (12.4,17.9)	
I am somewhat overqualified for the work	23.4 (22.4,24.4)	23.8 (21.8,25.9)	24.9 (23.0,26.9)	23.5 (20.6,26.8)	21.7 (19.6,24.0)	23.6 (19.9,27.6)	
My qualifications are appropriate for the work	57.9 (56.5,59.4)	54.9 (52.7,57.1)	58.5 (56.0,61.0)	54.0 (50.7,57.4)	61.7 (58.8,64.6)	59.8 (55.4,64.0)	
I am somewhat underqualified for the work	1.5 (1.3,1.9)	1.6* (1.1,2.3)	1.6* (1.0,2.5)	NR (0.0,0.0)	NR (0.0,0.0)	NR (0.0,0.0)	
I am greatly underqualified for the work	NR (0.0,0.0)	NR (0.0,0.0)	NR (0.0,0.0)	NR (0.0,0.0)	NR (0.0,0.0)	NR (0.0,0.0)	

NR: Not reported; cell size less than 30. * Low precision or cell size between 30 and 59.

†Spouses who were currently looking for employment or needed to work (Q48=1) OR were not currently looking for employment or did not want or need to work (Q48=2), including spouses who could have started a job (Q46=1) OR could not have started a job because of temporary illness (Q46=2) OR for other reasons (Q46=3).

Table 51.2
Degree of Match Between Qualifications and Work in Current Primary Job: Spouses by Member Paygrade.

	Enlisted						Warrant Officers	Officers
	E1-E3	E4	E5-E6	E7-E9	W1-W5	O1-O3		
Estimated Population								
Not Applicable†	16,356	47,053	133,326	49,868	6,105	28,320	36,033	
Not Responding on Item	1,629	5,468	18,946	7,729	1,110	4,632	5,508	
Responding on Item	12,778	38,118	131,112	65,737	6,672	26,631	29,626	
I am greatly overqualified for the work	19.4 (16.0,23.4)	20.8 (17.8,24.3)	18.0 (16.1,20.1)	14.1 (12.2,16.4)	18.3 (14.6,22.6)	14.9 (12.5,17.7)	14.7 (12.1,17.6)	
I am somewhat overqualified for the work	25.2 (21.4,29.3)	22.3 (19.3,25.7)	23.9 (22.2,25.7)	24.9 (22.5,27.3)	21.9 (18.6,25.5)	21.8 (18.7,25.3)	20.3 (17.8,23.0)	
My qualifications are appropriate for the work	52.8 (47.4,58.1)	55.6 (51.1,60.0)	56.5 (54.2,58.8)	59.5 (56.7,62.3)	58.1 (53.9,62.2)	61.5 (57.1,65.7)	62.6 (58.9,66.1)	
I am somewhat underqualified for the work	NR (0.0,0.0)	NR (0.0,0.0)	1.4* (1.0,2.0)	NR (0.0,0.0)	NR (0.0,0.0)	NR (0.0,0.0)	NR (0.0,0.0)	
I am greatly underqualified for the work	NR (0.0,0.0)	NR (0.0,0.0)	NR (0.0,0.0)	NR (0.0,0.0)	NR (0.0,0.0)	NR (0.0,0.0)	NR (0.0,0.0)	

NR: Not reported; cell size less than 30. * Low precision or cell size between 30 and 59.

†Spouses who were currently looking for employment or needed to work (Q48=1) OR were not currently looking for employment or did not want or need to work (Q48=2), including spouses who could have started a job (Q46=1) OR could not have started a job because of temporary illness (Q46=2) OR for other reasons (Q46=3).

Table 51.3
Degree of Match Between Qualifications and Work in Current Primary Job: Spouses by Gender and Member Location.

	Gender		Member Location		
	Male	Female	50 States or District of Columbia	Guam, US Virgin Islands, Puerto Rico	Overseas, American Samoa,
51. How well do your qualifications match the work you do in your current primary job?					
Estimated Population					
Not Applicable†	25,028	292,033	262,682	54,378	
Not Responding on Item	3,888	41,132	37,727	7,294	
Responding on Item	30,213	280,461	273,139	37,521	
I am greatly overqualified for the work	22.9 (19.2,27.1)	16.4 (15.3,17.6)	16.3 (15.1,17.6)	22.2 (19.0,25.6)	
I am somewhat overqualified for the work	21.8 (18.3,25.7)	23.6 (22.5,24.7)	23.4 (22.3,24.5)	23.9 (20.5,27.6)	
My qualifications are appropriate for the work	53.4 (48.1,58.5)	58.4 (57.0,59.9)	58.7 (57.1,60.2)	52.6 (48.7,56.4)	
I am somewhat underqualified for the work	NR (0.0,0.0)	1.5 (1.2,1.9)	1.6 (1.3,2.0)	NR (0.0,0.0)	
I am greatly underqualified for the work	NR (0.0,0.0)	NR (0.0,0.0)	NR (0.0,0.0)	NR (0.0,0.0)	

NR: Not reported; cell size less than 30.

†Spouses who were currently looking for employment or needed to work (Q48=1) OR were not currently looking for employment or did not want or need to work (Q48=2), including spouses who could have started a job (Q46=1) OR could not have started a job because of temporary illness (Q46=2) OR for other reasons (Q46=3).

Table 52.1
Extent That Current Primary Job Allows Use of Skills and Training: Spouses by Member Service.

	Total	DoD					Coast Guard
		Total	Army	Navy	Marine Corps	Air Force	
Estimated Population							
Not Applicable†	317,060			77,792	30,390	88,126	7,490
Not Responding on Item	45,599			11,795	3,174	12,775	1,148
Responding on Item	310,096	300,781	102,095	76,308	28,077	94,302	9,314
To a large extent	57.6 (56.2,59.1)	57.5 (56.0,59.0)	56.8 (54.1,59.4)	56.8 (54.0,59.6)	55.7 (52.0,59.3)	59.5 (57.1,61.9)	60.9 (56.6,65.0)
To a minor extent	31.6 (30.4,32.8)	31.6 (30.4,32.9)	31.5 (29.1,33.9)	32.7 (30.2,35.2)	34.3 (31.0,37.7)	30.2 (27.8,32.7)	30.4 (26.5,34.6)
Not at all	10.8 (9.9,11.7)	10.8 (10.0,11.7)	11.7 (10.0,13.7)	10.5 (8.8,12.5)	10.1 (8.1,12.5)	10.3 (8.9,11.9)	8.7 (6.6,11.4)

†Spouses who were currently looking for employment or needed to work (Q48=1) OR were not currently looking for employment or did not want or need to work (Q48=2), including spouses who could have started a job (Q46=1) OR could not have started a job because of temporary illness (Q46=2) OR for other reasons (Q46=3).

Table 52.2
Extent That Current Primary Job Allows Use of Skills and Training: Spouses by Member Paygrade.

	Enlisted						Warrant Officers		Officers	
	E1-E3	E4	E5-E6	E7-E9	W1-W5	O1-O3	O4-O6			
Estimated Population										
Not Applicable†	16,356	47,053	133,326	49,868	6,105	28,320	36,033			
Not Responding on Item	1,687	5,626	19,266	7,877	1,115	4,600	5,427			
Responding on Item	12,720	37,960	130,792	65,588	6,667	26,663	29,706			
To a large extent	41.6 (36.7,46.6)	48.5 (44.0,53.0)	56.6 (54.4,58.8)	61.0 (58.1,63.9)	58.4 (54.5,62.2)	63.1 (58.7,67.3)	68.2 (64.4,71.7)			
To a minor extent	43.5 (38.7,48.5)	35.8 (31.8,39.9)	31.9 (30.1,33.8)	30.2 (27.5,32.9)	34.6 (30.8,38.6)	28.8 (24.9,33.0)	24.8 (21.6,28.3)			
Not at all	14.9 (11.8,18.7)	15.7 (13.3,18.6)	11.5 (10.1,13.1)	8.8 (7.4,10.5)	7.0* (5.3,9.2)	8.1* (6.2,10.5)	7.0* (5.4,9.1)			

* Low precision or cell size between 30 and 59.

† Spouses who were currently looking for employment or wanted or needed to work (Q48=1) OR were not currently looking for employment or did not want or need to work (Q48=2), including spouses who could have started a job (Q46=1) OR could not have started a job because of temporary illness (Q46=2) OR for other reasons (Q46=3).

Table 52.3
Extent That Current Primary Job Allows Use of Skills and Training: Spouses by Gender and Member Location.

	Gender		Member Location		
	Male	Female	50 States or District of Columbia	Guam, US Virgin Islands, Puerto Rico	Overseas, American Samoa,
52. To what extent does your current primary job allow you to use your skills and training?					
Estimated Population					
Not Applicable†	25,028	292,033	262,682	54,378	
Not Responding on Item	3,849	41,749	38,220	7,379	
Responding on Item	30,252	279,844	272,646	37,436	
To a large extent	59.9 (53.7,65.9)	57.4 (55.9,58.8)	59.0 (57.3,60.6)	48.0 (44.5,51.6)	
To a minor extent	29.3 (25.0,34.0)	31.8 (30.6,33.1)	30.9 (29.6,32.3)	36.6 (32.9,40.5)	
Not at all	10.8* (7.4,15.5)	10.8 (10.0,11.6)	10.1 (9.2,11.2)	15.3 (12.7,18.4)	

* Low precision or cell size between 30 and 59.

† Spouses who were currently looking for employment or needed to work (Q48=1) OR were not currently looking for employment or did not want or need to work (Q48=2), including spouses who could have started a job (Q46=1) OR could not have started a job because of temporary illness (Q46=2) OR for other reasons (Q46=3).

Table 53.1
Method of Finding Current Primary Job: Spouses by Member Service.

	Total	DoD					Coast Guard
		Army	Navy	Marine Corps	Air Force		
Estimated Population							
Not Applicable†	317,060	113,262	77,792	30,390	88,126	7,490	
Not Responding on Item‡	--	--	--	--	--	--	--
Responding on Item	355,694	118,803	88,102	31,251	107,077	10,462	
	16.1	14.8	19.9	17.1	13.6	22.0	
Answered an ad in newspaper/trade journal	(15.2,17.1)	(13.4,16.3)	(17.8,22.1)	(14.5,20.1)	(12.1,15.3)	(19.0,25.4)	
Answered an ad on the WWW or Internet	1.9	2.3	1.6*	NR	1.7*	NR	
	(1.6,2.2)	(1.8,2.9)	(1.0,2.3)	(0.0,0.0)	(1.2,2.4)	(0.0,0.0)	
Contacted the employer directly	28.9	28.6	27.4	28.2	30.5	32.7	
	(27.9,30.0)	(26.7,30.6)	(25.3,29.6)	(25.4,31.2)	(28.3,32.7)	(29.3,36.3)	
Job fair	1.7	2.1*	NR	NR	NR	NR	
	(1.3,2.1)	(1.3,3.4)	(0.0,0.0)	(0.0,0.0)	(0.0,0.0)	(0.0,0.0)	
Information provided by a friend or relative	22.1	23.0	21.4	24.7	21.1	21.2	
	(21.1,23.1)	(21.3,24.7)	(19.2,23.6)	(21.8,27.9)	(19.3,23.0)	(18.4,24.4)	
Contacts made while doing volunteer work	3.3	3.7	3.5	2.3*	3.0*	4.6*	
	(2.9,3.8)	(3.0,4.6)	(2.7,4.5)	(1.5,3.5)	(2.3,3.9)	(3.3,6.5)	
Civilian/private employment agency	4.0	4.2	5.3	4.9*	2.6*	4.4*	
	(3.6,4.5)	(3.4,5.1)	(4.4,6.3)	(3.6,6.5)	(2.0,3.3)	(3.1,6.2)	
Employment assistance program sponsored by the military	4.4	6.0	3.7	2.6*	4.1	NR	
	(3.9,5.0)	(4.9,7.3)	(2.8,4.7)	(1.8,3.9)	(3.4,5.0)	(0.0,0.0)	
State employment service	1.7	2.3	NR	NR	NR	NR	
	(1.4,2.0)	(1.8,3.0)	(0.0,0.0)	(0.0,0.0)	(0.0,0.0)	(0.0,0.0)	

NR: Not reported; cell size less than 30. * Low precision or cell size between 30 and 59.

† Spouses who were currently looking for employment or wanted or needed to work (Q48=1) OR were not currently looking for employment or did not want or need to work (Q48=2), including spouses who could have started a job (Q46=1) OR could not have started a job because of temporary illness (Q46=2) OR for other reasons (Q46=3).

‡ Items in this question are coded as marked or not marked. Nonresponse to item cannot be determined.

Table 53.1 (continued)
Method of Finding Current Primary Job: Spouses by Member Service.

	Total	DoD					Coast Guard
		Army	Navy	Marine Corps	Air Force		
Estimated Population							
Not Applicable†	317,060	113,262	77,792	30,390	88,126	7,490	
Not Responding on Item‡	--	--	--	--	--	--	--
Responding on Item	355,694	118,803	88,102	31,251	107,077	10,462	
Job bank	0.5* (0.4,0.8)	NR (0.0,0.0)	NR (0.0,0.0)	NR (0.0,0.0)	NR (0.0,0.0)	NR (0.0,0.0)	NR (0.0,0.0)
Other (specify)	16.8 (15.6,18.1)	14.4 (12.6,16.5)	15.7 (14.0,17.5)	17.8 (15.4,20.6)	20.3 (18.3,22.4)	15.3 (12.8,18.2)	

NR: Not reported; cell size less than 30. * Low precision or cell size between 30 and 59.

†Spouses who were currently looking for employment or wanted or needed to work (Q48=1) OR were not currently looking for employment or did not want or need to work (Q48=2), including spouses who could have started a job (Q46=1) OR could not have started a job because of temporary illness (Q46=2) OR for other reasons (Q46=3).

‡ Items in this question are coded as marked or not marked. Nonresponse to item cannot be determined.

Table 53.2
Method of Finding Current Primary Job: Spouses by Member Paygrade.

	Enlisted						Warrant Officers		Officers	
	E1-E3	E4	E5-E6	E7-E9	W1-W5	O1-O3	O4-O6			
Estimated Population										
Not Applicable†	16,356	47,053	133,326	49,868	6,105	28,320	36,033			
Not Responding on Item‡	--	--	--	--	--	--	--			
Responding on Item	14,407	43,586	150,058	73,466	7,782	31,263	35,133			
Answered an ad in newspaper/trade journal	16.6 (13.4,20.4)	14.3 (11.9,17.2)	16.0 (14.5,17.6)	16.8 (14.7,19.1)	14.1 (11.6,16.9)	17.6 (15.0,20.6)	16.4 (14.0,19.2)			
Answered an ad on the WWW or Internet	NR (0.0,0.0)	NR (0.0,0.0)	1.8* (1.3,2.4)	2.2* (1.6,3.0)	NR (0.0,0.0)	NR (0.0,0.0)	NR (0.0,0.0)			
Contacted the employer directly	28.5 (24.8,32.4)	29.2 (25.8,32.8)	28.0 (26.1,29.9)	30.0 (27.5,32.7)	27.5 (23.8,31.5)	28.4 (25.1,32.0)	31.6 (28.0,35.5)			
Job fair	NR (0.0,0.0)	NR (0.0,0.0)	1.4* (1.0,2.0)	NR (0.0,0.0)	NR (0.0,0.0)	NR (0.0,0.0)	NR (0.0,0.0)			
Information provided by a friend or relative	22.6 (19.1,26.4)	23.5 (20.1,27.2)	22.6 (20.9,24.4)	23.8 (21.7,26.1)	18.7 (15.6,22.2)	16.8 (14.2,19.8)	19.9 (17.2,22.9)			
Contacts made while doing volunteer work	NR (0.0,0.0)	NR (0.0,0.0)	2.8 (2.2,3.6)	4.2 (3.3,5.4)	5.0* (3.6,6.9)	3.2* (2.1,4.9)	6.5 (4.8,8.6)			
Civilian/private employment agency	NR (0.0,0.0)	5.2* (3.8,7.0)	4.3 (3.5,5.2)	4.2 (3.4,5.3)	3.5* (2.2,5.3)	3.8* (2.7,5.4)	NR (0.0,0.0)			
Employment assistance program sponsored by the military	NR (0.0,0.0)	4.2* (3.0,6.0)	4.6 (3.9,5.6)	6.0 (4.4,7.9)	5.1* (3.6,7.3)	NR (0.0,0.0)	NR (0.0,0.0)			
State employment service	NR (0.0,0.0)	NR (0.0,0.0)	2.1* (1.7,2.7)	2.1* (1.5,2.9)	NR (0.0,0.0)	NR (0.0,0.0)	NR (0.0,0.0)			

NR: Not reported; cell size less than 30. * Low precision or cell size between 30 and 59.

† Spouses who were currently looking for employment or wanted or needed to work (Q48=1) OR were not currently looking for employment or did not want or need to work (Q48=2), including spouses who could have started a job (Q46=1) OR could not have started a job because of temporary illness (Q46=2) OR for other reasons (Q46=3).

‡ Items in this question are coded as marked or not marked. Nonresponse to item cannot be determined.

Table 53.2 (continued)
Method of Finding Current Primary Job: Spouses by Member Paygrade.

	Enlisted						Warrant Officers		Officers	
	E1-E3	E4	E5-E6	E7-E9	W1-W5	O1-O3	O4-O6			
Estimated Population										
Not Applicable†	16,356	47,053	133,326	49,868	6,105	28,320	36,033			
Not Responding on Item‡	--	--	--	--	--	--	--			
Responding on Item	14,407	43,586	150,058	73,466	7,782	31,263	35,133			
Job bank	NR (0.0,0.0)	NR (0.0,0.0)	NR (0.0,0.0)	NR (0.0,0.0)	NR (0.0,0.0)	NR (0.0,0.0)	NR (0.0,0.0)			
Other (specify)	20.8 (17.6,24.5)	17.6 (15.2,20.3)	16.6 (15.0,18.4)	14.4 (12.3,16.7)	17.3 (14.5,20.6)	20.4 (17.1,24.3)	16.8 (13.7,20.3)			

NR: Not reported; cell size less than 30.

†Spouses who were currently looking for employment or needed to work (Q48=1) OR were not currently looking for employment or did not want or need to work (Q48=2), including spouses who could have started a job (Q46=1) OR could not have started a job because of temporary illness (Q46=2) OR for other reasons (Q46=3).

‡ Items in this question are coded as marked or not marked. Nonresponse to item cannot be determined.

Table 53.3

Method of Finding Current Primary Job: Spouses by Gender and Member Location.

	Gender		Member Location	
	Male	Female	50 States or District of Columbia	Overseas, American Samoa, Guam, US Virgin Islands, Puerto Rico
Estimated Population				
Not Applicable†	25,028	292,033	262,682	54,378
Not Responding on Item‡	--	--	--	--
Responding on Item	34,101	321,593	310,866	44,815
Answered an ad in newspaper/trade journal	10.7 (8.5,13.4)	16.7 (15.7,17.7)	17.4 (16.4,18.5)	7.0 (5.2,9.4)
Answered an ad on the WWW or Internet	NR (0.0,0.0)	1.9 (1.6,2.3)	1.9 (1.6,2.3)	NR (0.0,0.0)
Contacted the employer directly	31.8 (27.8,36.2)	28.6 (27.5,29.8)	29.0 (27.9,30.2)	28.3 (25.6,31.2)
Job fair	NR (0.0,0.0)	1.6 (1.2,2.1)	1.7 (1.3,2.2)	NR (0.0,0.0)
Information provided by a friend or relative	16.3 (13.4,19.5)	22.7 (21.8,23.7)	21.7 (20.7,22.7)	25.0 (22.0,28.4)
Contacts made while doing volunteer work	NR (0.0,0.0)	3.6 (3.1,4.2)	2.9 (2.4,3.4)	6.5* (4.9,8.5)
Civilian/private employment agency	NR (0.0,0.0)	4.2 (3.8,4.7)	4.2 (3.8,4.7)	NR (0.0,0.0)
Employment assistance program sponsored by the military	NR (0.0,0.0)	4.4 (3.9,5.0)	3.9 (3.3,4.5)	7.8 (6.1,10.0)
State employment service	NR (0.0,0.0)	1.5 (1.3,1.8)	1.8 (1.5,2.1)	NR (0.0,0.0)

NR: Not reported; cell size less than 30. * Low precision or cell size between 30 and 59.

† Spouses who were currently looking for employment or wanted or needed to work (Q48=1) OR were not currently looking for employment or did not want or need to work (Q48=2), including spouses who could have started a job (Q46=1) OR could not have started a job because of temporary illness (Q46=2) OR for other reasons (Q46=3).

‡ Items in this question are coded as marked or not marked. Nonresponse to item cannot be determined.

Table 53.3 (continued)
Method of Finding Current Primary Job: Spouses by Gender and Member Location.

	Gender		Member Location		
	Male	Female	50 States or District of Columbia	Guam, US Virgin Islands, Puerto Rico	Overseas, American Samoa
53. How did you find your current primary job? (MARK ALL THAT APPLY.)					
Estimated Population					
Not Applicable†	25,028	292,033	262,682	54,378	
Not Responding on Item‡	--	--	--	--	
Responding on Item	34,101	321,593	310,866	44,815	
Job bank	NR (0,0,0,0)	0.5* (0.4,0.8)	0.6* (0.4,0.8)	NR (0,0,0,0)	
Other (specify)	25.4 (21.5,29.7)	15.9 (14.8,17.1)	16.8 (15.5,18.2)	17.0 (14.4,20.0)	

NR: Not reported; cell size less than 30. * Low precision or cell size between 30 and 59.

†Spouses who were currently looking for employment or needed to work (Q48=1) OR were not currently looking for employment or did not want or need to work (Q48=2), including spouses who could have started a job (Q46=1) OR could not have started a job because of temporary illness (Q46=2) OR for other reasons (Q46=3).

‡ Items in this question are coded as marked or not marked. Nonresponse to item cannot be determined.

Table 54.1
Contribution of Income From Job(s) to Total Monthly Gross Household Income: Spouses by Member Service.

	Total	DoD					Coast Guard
		Total	Army	Navy	Marine Corps	Air Force	
Estimated Population							
Not Applicable†	317,060		113,262	77,792	30,390	88,126	7,490
Not Responding on Item	44,208		16,242	11,466	3,109	12,292	1,100
Responding on Item	311,487	302,124	102,561	76,637	28,142	94,785	9,362
Major contribution	40.5 (39.2,41.8)	40.5 (39.2,41.8)	38.6 (36.2,41.0)	40.1 (37.7,42.5)	40.2 (36.7,43.9)	43.0 (40.7,45.2)	40.6 (36.6,44.7)
Moderate contribution	30.8 (29.7,32.0)	30.9 (29.7,32.1)	32.1 (29.9,34.4)	32.0 (29.7,34.4)	30.9 (27.7,34.4)	28.7 (26.3,31.1)	28.1 (24.5,32.1)
Minor contribution	25.8 (24.7,26.9)	25.7 (24.6,26.8)	26.6 (24.6,28.7)	25.6 (23.6,27.7)	25.2 (22.3,28.4)	24.9 (22.7,27.2)	28.6 (25.2,32.4)
No contribution	2.9 (2.5,3.3)	2.9 (2.5,3.4)	2.7 (2.1,3.4)	2.3* (1.7,3.1)	3.6* (2.7,4.9)	3.5* (2.7,4.5)	NR (0.0,0.0)

NR: Not reported; cell size less than 30. * Low precision or cell size between 30 and 59.

†Spouses who were currently looking for employment or wanted or needed to work (Q48=1) OR were not currently looking for employment or did not want or need to work (Q48=2), including spouses who could have started a job (Q46=1) OR could not have started a job because of temporary illness (Q46=2) OR for other reasons (Q46=3).

Table S4.2
Contribution of Income From Job(s) to Total Monthly Gross Household Income: Spouses by Member Paygrade.

	Enlisted						Warrant Officers		Officers	
	E1-E3	E4	E5-E6	E7-E9	W1-W5	O1-O3	O4-O6			
54. How much does the income you receive from your job(s) contribute toward your total monthly gross (before-tax) household income?										
Estimated Population										
Not Applicable†	16,356	47,053	133,326	49,868	6,105	28,320	36,033			
Not Responding on Item	1,643	5,355	18,614	7,518	1,056	4,591	5,431			
Responding on Item	12,764	38,231	131,444	65,948	6,726	26,672	29,702			
Major contribution	46.6 (42.0,51.2)	44.9 (41.2,48.7)	44.6 (42.4,46.8)	39.6 (36.7,42.6)	33.0 (28.4,37.8)	32.3 (28.3,36.6)	25.1 (21.6,29.0)			
Moderate contribution	27.0 (23.0,31.4)	30.0 (26.8,33.4)	30.6 (28.7,32.6)	32.5 (30.0,35.1)	33.3 (28.8,38.2)	32.0 (28.4,35.8)	28.9 (25.1,33.0)			
Minor contribution	24.7 (20.9,28.8)	23.6 (20.7,26.6)	22.2 (20.4,24.1)	24.9 (22.8,27.1)	31.0 (26.5,35.9)	31.6 (27.7,35.8)	40.6 (36.8,44.4)			
No contribution	NR (0.0,0.0)	NR (0.0,0.0)	2.6 (2.0,3.3)	3.0* (2.2,4.0)	NR (0.0,0.0)	4.1* (2.8,5.9)	5.4* (3.8,7.5)			

NR: Not reported; cell size less than 30. * Low precision or cell size between 30 and 59.

†Spouses who were currently looking for employment or needed to work (Q48=1) OR were not currently looking for employment or did not want or need to work (Q48=2), including spouses who could have started a job (Q46=1) OR could not have started a job because of temporary illness (Q46=2) OR for other reasons (Q46=3).

Table 54.3

Contribution of Income From Job(s) to Total Monthly Gross Household Income: Spouses by Gender and Member Location.

	Gender		Member Location	
	Male	Female	50 States or District of Columbia	Overseas, American Samoa, Guam, US Virgin Islands, Puerto Rico
54. How much does the income you receive from your job(s) contribute toward your total monthly gross (before-tax) household income?				
Estimated Population				
Not Applicable†	25,028	292,033	262,682	54,378
Not Responding on Item	3,681	40,526	36,911	7,297
Responding on Item	30,420	281,067	273,955	37,518
Major contribution	56.0 (51.5,60.5)	38.8 (37.5,40.1)	41.6 (40.3,43.0)	32.3 (28.7,36.1)
Moderate contribution	28.5 (24.2,33.2)	31.1 (29.8,32.3)	30.7 (29.5,31.8)	32.0 (28.1,36.1)
Minor contribution	13.6 (10.1,18.2)	27.1 (25.9,28.4)	25.1 (23.9,26.3)	31.0 (27.7,34.6)
No contribution	NR (0,0,0,0)	3.0 (2.6,3.5)	2.7 (2.3,3.1)	4.7* (3.4,6.4)

NR: Not reported; cell size less than 30. * Low precision or cell size between 30 and 59.

†Spouses who were currently looking for employment or needed to work (Q48=1) OR were not currently looking for employment or did not want or need to work (Q48=2), including spouses who could have started a job (Q46=1) OR could not have started a job because of temporary illness (Q46=2) OR for other reasons (Q46=3).

Table 55.1
Hours Per Week Spent Working at Job(s) or Own Business: Spouses by Member Service.

	Total	DoD					Coast Guard
		Total	Army	Navy	Marine Corps	Air Force	
Estimated Population							
Not Applicable†	317,900		113,610	77,917	30,457	88,412	7,504
Not Responding on Item	43,066		15,749	11,297	3,061	11,809	1,149
Responding on Item	311,789	302,490	102,706	76,680	28,123	94,981	9,299
1-14 hours	7.7 (7.0,8.4)	7.7 (7.0,8.4)	8.0 (7.0,9.3)	6.7 (5.6,7.9)	7.1 (5.7,8.8)	8.3 (6.9,10.0)	7.5* (5.5,10.1)
15-34 hours	23.5 (22.4,24.6)	23.3 (22.1,24.4)	22.6 (20.8,24.6)	24.0 (21.7,26.5)	24.6 (21.8,27.6)	22.9 (20.8,25.2)	30.4 (27.0,34.1)
35-44 hours	42.1 (40.4,43.8)	42.3 (40.6,44.0)	42.2 (39.7,44.6)	43.4 (40.6,46.2)	44.1 (40.1,48.1)	41.0 (38.5,43.7)	35.4 (32.0,39.1)
45-54 hours	18.3 (17.2,19.6)	18.3 (17.2,19.6)	16.7 (14.6,19.0)	18.3 (16.2,20.7)	16.6 (14.2,19.3)	20.7 (18.8,22.7)	18.4 (15.8,21.3)
55-99 hours	8.4 (7.5,9.4)	8.4 (7.5,9.4)	10.5 (9.0,12.1)	7.5 (6.4,8.9)	7.7 (5.9,9.9)	7.1 (5.7,8.8)	8.3 (6.4,10.7)

* Low precision or cell size between 30 and 59.

† Spouses who did not work any hours at a job(s) or own business (Q55=0) OR spouses who were currently looking for employment or wanted or needed to work (Q48=1) OR were not currently looking for employment or did not want or need to work (Q48=2), including spouses who could have started a job (Q46=1) OR could not have started a job because of temporary illness (Q46=2) OR for other reasons (Q46=3).

Table 55.2
Hours Per Week Spent Working at Job(s) or Own Business: Spouses by Member Paygrade.

	55. On average, how many hours a week do you spend working at a job(s) or working at your own business?						
	Enlisted			Warrant Officers	Officers		
	E1-E3	E4	E5-E6	E7-E9	W1-W5	O1-O3	O4-O6
Estimated Population							
Not Applicable†	16,437	47,080	133,696	49,992	6,140	28,473	36,082
Not Responding on Item	1,489	5,204	18,501	7,261	1,009	4,358	5,245
Responding on Item	12,837	38,355	131,187	66,081	6,739	26,752	29,839
1-14 hours	5.5* (3.8,7.8)	6.6* (4.8,9.0)	6.9 (6.0,8.0)	5.3 (4.1,6.8)	6.8* (4.9,9.4)	12.7 (10.1,15.9)	14.2 (12.1,16.8)
15-34 hours	28.3 (24.3,32.7)	23.2 (20.0,26.8)	22.7 (21.1,24.5)	20.7 (18.6,22.9)	22.9 (18.9,27.3)	23.1 (19.8,26.7)	31.7 (27.6,36.0)
35-44 hours	45.3 (40.4,50.2)	44.3 (40.1,48.5)	43.5 (41.2,45.8)	49.0 (45.9,52.1)	41.7 (37.0,46.5)	31.5 (27.7,35.5)	26.1 (22.9,29.6)
45-54 hours	14.7 (11.3,18.8)	16.5 (13.7,19.8)	18.9 (17.2,20.8)	17.8 (15.5,20.4)	21.5 (18.1,25.5)	20.9 (17.5,24.8)	17.8 (15.0,21.0)
55-99 hours	6.2* (4.0,9.6)	9.4 (7.5,11.7)	7.9 (6.8,9.1)	7.2 (5.8,8.9)	7.1* (5.0,10.1)	11.8 (8.6,16.0)	10.2 (7.5,13.8)

* Low precision or cell size between 30 and 59.

† Spouses who did not work any hours at a job(s) or own business (Q55=0) OR spouses who were currently looking for employment or wanted or needed to work (Q48=1) OR were not currently looking for employment or did not want or need to work (Q48=2), including spouses who could have started a job (Q46=1) OR could not have started a job because of temporary illness (Q46=2) OR for other reasons (Q46=3).

Table 55.3
Hours Per Week Spent Working at Job(s) or Own Business: Spouses by Gender and Member Location.

	Gender		Member Location		
	Male	Female	50 States or District of Columbia	Guam, US Virgin Islands, Puerto Rico	Overseas, American Samoa,
55. On average, how many hours a week do you spend working at a job(s) or working at your own business?					
Estimated Population					
Not Applicable†	2,5201	292,699	263,456	54,445	
Not Responding on Item	3,318	39,748	36,040	7,025	
Responding on Item	30,610	281,179	274,052	37,723	
1-14 hours	NR (0.0,0.0)	8.1 (7.4,8.9)	6.9 (6.3,7.6)	13.0 (10.7,15.8)	
15-34 hours	10.7* (7.3,15.4)	24.9 (23.8,26.0)	23.2 (22.0,24.5)	25.3 (22.2,28.7)	
35-44 hours	34.1 (29.4,39.1)	43.0 (41.4,44.6)	42.9 (41.1,44.7)	36.6 (33.4,39.9)	
45-54 hours	27.7 (24.0,31.7)	17.3 (16.2,18.5)	18.6 (17.3,19.8)	16.7 (13.9,20.1)	
55-99 hours	24.1 (20.4,28.4)	6.7 (6.0,7.4)	8.4 (7.6,9.4)	8.3* (6.2,11.1)	

NR: Not reported; cell size less than 30. * Low precision or cell size between 30 and 59.

†Spouses who did not work any hours at a job(s) or own business (Q55=0) OR spouses who were currently looking for employment or wanted or needed to work (Q48=1) OR were not currently looking for employment or did not want or need to work (Q48=2), including spouses who could have started a job (Q46=1) OR could not have started a job because of temporary illness (Q46=2) OR for other reasons (Q46=3).

Table 56a.1
Importance of Reasons Why Work, Want to Work, or Need to Work--Need Money for Basic Family Expenses: Spouses by Member Service.

	Total	DoD					Coast Guard
		Army	Navy	Marine Corps	Air Force		
Estimated Population							
Not Applicable†	198,764	67,634	49,750	18,259	58,108	5,015	
Not Responding on Item	14,515	5,841	3,135	885	4,361	292	
Responding on Item	459,476	158,590	113,009	42,497	132,733	12,646	
Very important	68.3 (67.2,69.3)	66.7 (64.6,68.7)	72.4 (70.5,74.2)	71.0 (68.3,73.6)	66.0 (63.8,68.0)	66.5 (63.4,69.4)	
Somewhat important	22.6 (21.7,23.6)	24.0 (22.1,26.1)	19.5 (18.0,21.1)	20.4 (18.1,22.9)	24.3 (22.4,26.3)	23.9 (21.3,26.7)	
Not important	9.1 (8.6,9.6)	9.3 (8.2,10.4)	8.2 (7.2,9.2)	8.6 (7.3,10.2)	9.8 (8.8,10.8)	9.6 (8.0,11.6)	

†Spouses who were not currently looking for employment or did not want or need to work (Q48=2).

Table 56a.2
Importance of Reasons Why Work, Want to Work, or Need to Work--Need Money for Basic Family Expenses: Spouses by Member Paygrade.

	Enlisted						Warrant Officers		Officers	
	E1-E3	E4	E5-E6	E7-E9	W1-W5	O1-O3	O4-O6			
Estimated Population										
Not Applicable†	7,391	25,615	80,287	31,867	3,987	20,867	28,748			
Not Responding on Item	479	1,160	6,460	3,154	234	1,231	1,799			
Responding on Item	22,893	63,863	196,637	88,313	9,666	37,485	40,619			
Very important	85.0 (82.4,87.2)	81.3 (78.6,83.7)	77.0 (75.2,78.7)	65.7 (63.4,67.9)	53.5 (50.0,57.0)	41.7 (38.5,45.0)	29.8 (26.5,33.3)			
Somewhat important	11.9 (10.1,14.0)	15.3 (13.1,17.8)	18.1 (16.5,19.9)	26.0 (23.9,28.2)	31.7 (28.3,35.3)	38.9 (35.9,42.0)	37.6 (34.3,40.9)			
Not important	NR (0.0,0.0)	3.3* (2.4,4.6)	4.9 (4.3,5.6)	8.4 (7.0,9.9)	14.8 (12.6,17.2)	19.4 (17.0,21.9)	32.7 (29.6,35.9)			

NR: Not reported; cell size less than 30. * Low precision or cell size between 30 and 59.

†Spouses who were not currently looking for employment or did not want or need to work (Q48=2).

Table 56a.3
Importance of Reasons Why Work, Want to Work, or Need to Work--Need Money for Basic Family Expenses: Spouses by Gender and Member Location.

	Gender		Member Location			
	Male	Female	50 States or District of Columbia	Overseas, American Samoa, Guam, US Virgin Islands, Puerto Rico		
Estimated Population						
Not Applicable†	17,622	181,142	163,866	34,898		
Not Responding on Item	1,554	12,961	13,027	1,488		
Responding on Item	39,953	419,523	396,655	62,807		
Very important	80.5 (77.0,83.6)	67.1 (66.1,68.1)	69.6 (68.6,70.7)	59.6 (56.4,62.8)		
Somewhat important	13.5 (11.0,16.5)	23.5 (22.5,24.5)	21.9 (20.9,22.9)	27.4 (24.7,30.2)		
Not important	6.0* (4.4,8.1)	9.4 (8.8,10.0)	8.5 (8.0,9.0)	13.0 (11.2,15.1)		

* Low precision or cell size between 30 and 59.

†Spouses who were not currently looking for employment or did not want or need to work (Q48=2).

Table 56b.1
Importance of Reasons Why Work, Want to Work, or Need to Work--Desire for Career: Spouses by Member Service.

	Total	DoD					Coast Guard
		Total	Army	Navy	Marine Corps	Air Force	
Estimated Population							
Not Applicable†	198,764	193,750	67,634	49,750	18,259	58,108	5,015
Not Responding on Item	16,968	16,583	6,453	3,865	1,157	5,106	384
Responding on Item	457,023	444,470	157,978	112,279	42,225	131,988	12,553
Very important	50.6 (49.6,51.7)	50.8 (49.7,51.9)	53.0 (50.8,55.2)	49.9 (47.9,51.9)	52.2 (49.1,55.4)	48.6 (46.5,50.7)	43.7 (40.0,47.5)
Somewhat important	32.8 (31.9,33.8)	32.7 (31.8,33.7)	31.2 (29.6,32.9)	34.6 (32.4,36.9)	32.3 (29.8,34.8)	33.1 (31.0,35.3)	36.5 (33.1,40.1)
Not important	16.5 (15.7,17.4)	16.4 (15.6,17.4)	15.8 (14.4,17.3)	15.5 (13.9,17.3)	15.5 (13.6,17.6)	18.3 (16.8,19.9)	19.8 (17.3,22.5)

†Spouses who were not currently looking for employment or did not want or need to work (Q48=2).

Table 56b.2
Importance of Reasons Why Work, Want to Work, or Need to Work--Desire for Career: Spouses by Member Paygrade.

	Enlisted						Warrant Officers		Officers	
	E1-E3	E4	E5-E6	E7-E9	W1-W5	O1-O3	O4-O6			
Estimated Population										
Not Applicable†	7,391	25,615	80,287	31,867	3,987	20,867	28,748			
Not Responding on Item	747	1,452	7,588	3,710	298	1,404	1,772			
Responding on Item	22,624	63,572	195,509	87,757	9,602	37,312	40,647			
Very important	48.3 (45.2,51.4)	51.9 (48.7,55.1)	51.2 (49.5,52.9)	48.2 (45.7,50.7)	46.8 (42.9,50.6)	55.6 (52.0,59.2)	48.8 (45.2,52.4)			
Somewhat important	33.0 (29.8,36.4)	31.4 (28.3,34.6)	31.9 (30.1,33.7)	35.9 (33.7,38.1)	35.3 (31.7,39.2)	30.3 (27.0,33.8)	34.6 (31.7,37.6)			
Not important	18.7 (16.3,21.3)	16.7 (14.5,19.2)	16.9 (15.4,18.5)	15.9 (14.2,17.7)	17.9 (15.8,20.2)	14.1 (11.9,16.5)	16.6 (14.4,19.0)			

†Spouses who were not currently looking for employment or did not want or need to work (Q48=2).

Table 56b.3
Importance of Reasons Why Work, Want to Work, or Need to Work--Desire for Career: Spouses by Gender and Member Location.

	Gender		Member Location		
	Male	Female	50 States or District of Columbia	Guam, US Virgin Islands, Puerto Rico	Overseas, American Samoa, Rico
Estimated Population					
Not Applicable†	17,622	181,142	163,866	34,898	34,898
Not Responding on Item	1,724	15,244	15,081	1,888	1,888
Responding on Item	39,783	417,240	394,601	62,407	62,407
Very important	63.2 (58.4,67.7)	49.4 (48.3,50.6)	49.6 (48.4,50.8)	57.1 (53.9,60.2)	57.1 (53.9,60.2)
Somewhat important	25.9 (22.0,30.1)	33.5 (32.5,34.5)	33.4 (32.3,34.4)	29.4 (26.5,32.4)	29.4 (26.5,32.4)
Not important	11.0 (8.5,14.0)	17.1 (16.1,18.1)	17.0 (16.1,17.9)	13.5 (11.4,16.0)	13.5 (11.4,16.0)

†Spouses who were not currently looking for employment or did not want or need to work (Q48=2).

Table 56c.1
Importance of Reasons Why Work, Want to Work, or Need to Work--Want Extra Money to Use Now: Spouses by Member Service.

	Total	DoD						Coast Guard
		Total	Army	Navy	Marine Corps	Air Force	Coast Guard	
Estimated Population								
Not Applicable†	198,764	193,750	67,634	49,750	18,259	58,108	5,015	
Not Responding on Item	16,254	15,937	6,572	3,507	1,078	4,778	317	
Responding on Item	457,737	445,116	157,859	112,637	42,304	132,316	12,620	
Very important	58.0 (56.8,59.1)	58.0 (56.9,59.1)	58.4 (56.4,60.4)	57.8 (55.8,59.8)	60.9 (58.3,63.5)	56.8 (54.8,58.7)	55.5 (52.0,58.9)	
Somewhat important	32.8 (31.9,33.8)	32.7 (31.8,33.7)	32.7 (31.0,34.4)	33.4 (31.5,35.4)	30.9 (28.4,33.5)	32.8 (30.8,34.9)	35.9 (32.5,39.5)	
Not important	9.2 (8.4,10.1)	9.3 (8.4,10.2)	8.9 (7.5,10.6)	8.8 (7.6,10.1)	8.1 (6.8,9.7)	10.4 (9.1,11.9)	8.6 (7.1,10.5)	

†Spouses who were not currently looking for employment or did not want or need to work (Q48=2).

Table 56c.2
Importance of Reasons Why Work, Want to Work, or Need to Work--Want Extra Money to Use Now: Spouses by Member Paygrade.

	Enlisted						Warrant Officers		Officers	
	E1-E3	E4	E5-E6	E7-E9	W1-W5	O1-O3	O4-O6			
Estimated Population										
Not Applicable†	7,391	25,615	80,287	31,867	3,987	20,867	28,748			
Not Responding on Item	645	1,519	7,088	3,463	398	1,163	1,980			
Responding on Item	22,727	63,504	196,009	88,003	9,502	37,553	40,438			
Very important	68.2 (65.4,70.8)	63.8 (60.6,66.9)	62.8 (60.9,64.6)	57.1 (54.5,59.6)	54.1 (50.1,58.0)	43.3 (39.9,46.7)	36.0 (32.6,39.5)			
Somewhat important	25.6 (23.0,28.5)	29.1 (26.0,32.4)	29.5 (28.0,31.1)	34.7 (32.2,37.2)	37.1 (33.5,40.8)	41.6 (38.1,45.1)	45.5 (42.5,48.5)			
Not important	6.2* (4.7,8.0)	7.1 (5.7,8.8)	7.7 (6.4,9.3)	8.2 (6.8,9.9)	8.9 (7.2,11.0)	15.2 (13.0,17.6)	18.5 (15.9,21.4)			

* Low precision or cell size between 30 and 59.

†Spouses who were not currently looking for employment or did not want or need to work (Q48=2).

Table 56c.3
Importance of Reasons Why Work, Want to Work, or Need to Work--Want Extra Money to Use Now: Spouses by Gender and Member Location.

	Gender		Member Location			
	Male	Female	50 States or District of Columbia	Guam, US Virgin Islands, Puerto Rico	Overseas, American Samoa,	
56c. Regardless of your current employment status, how important are each of the following reasons for why you work, want to work, or need to work? (MARK ONE RESPONSE FOR EACH ITEM.) Want extra money to use now						
Estimated Population						
Not Applicable†	17,622	181,142	163,866	34,898		
Not Responding on Item	1,842	14,412	14,515	1,739		
Responding on Item	39,665	418,072	395,167	62,556		
Very important	57.2 (53.1,61.1)	58.0 (56.8,59.2)	58.7 (57.4,59.9)	53.4 (50.0,56.9)		
Somewhat important	29.1 (25.7,32.8)	33.2 (32.2,34.2)	32.5 (31.5,33.5)	34.7 (31.7,37.8)		
Not important	13.7 (11.4,16.5)	8.8 (8.0,9.7)	8.8 (8.0,9.6)	11.9 (9.6,14.7)		

†Spouses who were not currently looking for employment or did not want or need to work (Q48=2).

Table 56d.1
Importance of Reasons Why Work, Want to Work, or Need to Work--Want to Save Money for Future: Spouses by Member Service.

	Total	DoD					Coast Guard
		Total	Army	Navy	Marine Corps	Air Force	
Estimated Population							
Not Applicable†	198,764	193,750	67,634	49,750	18,259	58,108	5,015
Not Responding on Item	15,080	14,776	5,788	3,428	931	4,628	302
Responding on Item	458,912	446,277	158,643	112,716	42,451	132,466	12,635
Very important	76.8 (75.9,77.7)	76.8 (75.9,77.7)	78.1 (76.5,79.6)	76.8 (75.3,78.3)	79.6 (77.2,81.8)	74.5 (72.7,76.2)	76.4 (73.3,79.2)
Somewhat important	19.6 (18.9,20.4)	19.6 (18.8,20.4)	18.6 (17.2,20.1)	19.8 (18.5,21.2)	16.8 (14.7,19.0)	21.4 (20.0,23.0)	20.9 (18.1,23.9)
Not important	3.6 (3.2,4.0)	3.6 (3.2,4.0)	3.3 (2.8,4.0)	3.4 (2.6,4.3)	3.6 (2.8,4.8)	4.1 (3.3,5.1)	2.8* (1.9,4.0)

* Low precision or cell size between 30 and 59.

†Spouses who were not currently looking for employment or did not want or need to work (Q48=2).

Table 56d.2

Importance of Reasons Why Work, Want to Work, or Need to Work--Want to Save Money for Future: Spouses by Member Paygrade.

56d. Regardless of your current employment status, how important are each of the following reasons for why you work, want to work, or need to work? (MARK ONE RESPONSE FOR EACH ITEM.) Want to save money for the future

	Enlisted						Warrant Officers		Officers	
	E1-E3	E4	E5-E6	E7-E9	W1-W5	O1-O3	O4-O6			
Estimated Population										
Not Applicable†	7,391	25,615	80,287	31,867	3,987	20,867	28,748			
Not Responding on Item	547	1,239	6,775	3,290	283	1,131	1,816			
Responding on Item	22,825	63,785	196,322	88,177	9,617	37,586	40,602			
Very important	83.3 (80.6,85.7)	81.0 (78.6,83.1)	80.2 (78.8,81.6)	75.8 (73.7,77.7)	73.5 (70.4,76.4)	71.0 (68.2,73.7)	58.5 (55.1,61.9)			
Somewhat important	14.8 (12.5,17.4)	16.7 (14.7,18.9)	17.1 (15.8,18.5)	21.0 (19.1,23.1)	22.3 (19.6,25.4)	23.3 (20.6,26.2)	31.8 (29.1,34.7)			
Not important	NR (0.0,0.0)	2.4* (1.6,3.6)	2.6 (2.1,3.3)	3.2 (2.4,4.2)	4.2* (3.1,5.6)	5.7* (4.3,7.6)	9.6 (7.8,11.8)			

NR: Not reported; cell size less than 30. * Low precision or cell size between 30 and 59.

†Spouses who were not currently looking for employment or did not want or need to work (Q48=2).

Table 56d.3
Importance of Reasons Why Work, Want to Work, or Need to Work--Want to Save Money for Future: Spouses by Gender and Member Location.

	Gender		Member Location			
	Male	Female	50 States or District of Columbia	Guam, US Virgin Islands, Puerto Rico	Overseas, American Samoa,	
Estimated Population						
Not Applicable†	17,622	181,142	163,866	34,898		
Not Responding on Item	1,842	13,237	13,444	1,635		
Responding on Item	39,665	419,247	396,238	62,660		
Very important	85.7 (82.4,88.5)	76.0 (75.0,76.9)	76.4 (75.4,77.4)	79.5 (77.0,81.8)		
Somewhat important	12.1 (9.6,15.2)	20.3 (19.5,21.1)	19.8 (19.0,20.7)	18.1 (15.9,20.6)		
Not important	NR (0.0,0.0)	3.7 (3.3,4.1)	3.8 (3.4,4.2)	2.4* (1.6,3.5)		

NR: Not reported; cell size less than 30. * Low precision or cell size between 30 and 59.

†Spouses who were not currently looking for employment or did not want or need to work (Q48=2).

Table 56e.1
Importance of Reasons Why Work, Want to Work, or Need to Work--Want Independence: Spouses by Member Service.

	Total	DoD					Coast Guard
		Army	Navy	Marine Corps	Air Force		
Estimated Population							
Not Applicable†	198,764	67,634	49,750	18,259	58,108	5,015	
Not Responding on Item	17,382	6,631	3,999	1,245	5,152	353	
Responding on Item	456,609	157,800	112,145	42,138	131,942	12,585	
Very important	43.6 (42.5,44.7)	46.7 (44.7,48.8)	41.6 (39.3,44.0)	44.2 (41.4,47.0)	41.8 (39.8,43.7)	39.2 (35.7,42.7)	
Somewhat important	32.0 (31.0,33.0)	30.2 (28.3,32.2)	32.5 (30.4,34.6)	33.1 (30.5,35.8)	33.1 (31.4,34.8)	34.6 (31.5,37.9)	
Not important	24.4 (23.5,25.3)	23.0 (21.1,25.1)	25.9 (24.1,27.7)	22.7 (20.2,25.4)	25.1 (23.3,27.0)	26.2 (23.2,29.5)	

†Spouses who were not currently looking for employment or did not want or need to work (Q48=2).

Table 56e.2
Importance of Reasons Why Work, Want to Work, or Need to Work--Want Independence: Spouses by Member Paygrade.

	Enlisted						Warrant Officers	Officers
	E1-E3	E4	E5-E6	E7-E9	W1-W5	O1-O3		
Estimated Population								
Not Applicable†	7,391	25,615	80,287	31,867	3,987	20,867	28,748	
Not Responding on Item	703	1,718	7,820	3,657	289	1,264	1,931	
Responding on Item	22,668	63,305	195,277	87,809	9,611	37,452	40,487	
Very important	39.0 (35.8,42.3)	44.3 (41.0,47.5)	45.4 (43.3,47.5)	43.4 (40.9,46.0)	44.0 (40.5,47.6)	42.9 (39.6,46.3)	37.3 (34.4,40.4)	
Somewhat important	35.4 (31.9,39.1)	30.5 (27.4,33.9)	32.0 (30.2,33.8)	32.3 (30.1,34.7)	31.0 (28.0,34.1)	32.2 (28.8,35.9)	31.7 (29.2,34.4)	
Not important	25.6 (22.9,28.6)	25.2 (22.8,27.8)	22.6 (20.9,24.4)	24.2 (22.3,26.3)	25.0 (22.2,28.0)	24.9 (22.2,27.7)	31.0 (28.4,33.6)	

†Spouses who were not currently looking for employment or did not want or need to work (Q48=2).

Table 56e.3
Importance of Reasons Why Work, Want to Work, or Need to Work--Want Independence: Spouses by Gender and Member Location.

	Gender		Member Location			
	Male	Female	50 States or District of Columbia	Guam, US Virgin Islands, Puerto Rico	Overseas, American Samoa,	
Estimated Population						
Not Applicable†	17,622	181,142	163,866	34,898		
Not Responding on Item	1,901	15,481	15,147	2,235		
Responding on Item	39,606	417,003	394,535	62,060		
Very important	51.1 (47.1,55.1)	42.9 (41.9,43.9)	43.3 (42.2,44.5)	45.2 (42.1,48.4)		
Somewhat important	24.8 (21.8,28.0)	32.7 (31.7,33.7)	31.9 (30.9,33.0)	32.4 (29.7,35.3)		
Not important	24.1 (21.1,27.5)	24.4 (23.5,25.4)	24.7 (23.8,25.7)	22.4 (20.0,24.9)		

†Spouses who were not currently looking for employment or did not want or need to work (Q48=2).

Table 56f.1
Importance of Reasons Why Work, Want to Work, or Need to Work--Enjoy Working: Spouses by Member Service.

	Total	DoD					Coast Guard
		Total	Army	Navy	Marine Corps	Air Force	
Estimated Population							
Not Applicable†	198,764	67,634	49,750	18,259	58,108	5,015	
Not Responding on Item	15,810	6,174	3,583	1,074	4,635	342	
Responding on Item	458,181	158,257	112,561	42,308	132,459	12,596	
Very important	48.7 (47.7,49.7)	52.0 (50.0,53.9)	47.2 (45.0,49.5)	49.4 (46.4,52.4)	46.4 (44.2,48.7)	42.6 (39.2,46.1)	
Somewhat important	38.9 (38.0,39.8)	36.6 (34.8,38.5)	40.2 (37.9,42.4)	38.3 (35.5,41.1)	40.2 (37.9,42.7)	42.8 (39.4,46.3)	
Not important	12.4 (11.8,13.1)	11.4 (10.3,12.6)	12.6 (11.4,14.0)	12.3 (10.7,14.2)	13.3 (11.9,14.9)	14.6 (12.3,17.2)	

†Spouses who were not currently looking for employment or did not want or need to work (Q48=2).

Table 56f.2
Importance of Reasons Why Work, Want to Work, or Need to Work--Enjoy Working: Spouses by Member Paygrade.

	Enlisted						Warrant Officers		Officers	
	E1-E3	E4	E5-E6	E7-E9	W1-W5	O1-O3	O4-O6			
Estimated Population										
Not Applicable†	7,391	25,615	80,287	31,867	3,987	20,867	28,748			
Not Responding on Item	702	1,421	7,162	3,384	294	1,222	1,627			
Responding on Item	22,670	63,603	195,935	88,083	9,606	37,494	40,791			
Very important	43.9 (40.4,47.5)	44.9 (42.0,47.8)	48.2 (46.5,49.9)	51.5 (49.3,53.8)	50.6 (46.7,54.5)	50.2 (46.5,53.9)	51.7 (48.3,55.1)			
Somewhat important	37.5 (34.2,41.0)	41.5 (38.3,44.7)	39.6 (37.9,41.3)	36.0 (34.0,38.1)	39.3 (35.6,43.1)	39.1 (35.6,42.7)	37.7 (34.4,41.2)			
Not important	18.6 (15.9,21.5)	13.7 (11.6,16.0)	12.2 (11.0,13.4)	12.4 (11.1,13.9)	10.1 (8.5,12.0)	10.7 (8.7,13.0)	10.6 (8.8,12.7)			

†Spouses who were not currently looking for employment or did not want or need to work (Q48=2).

Table 56f.3
Importance of Reasons Why Work, Want to Work, or Need to Work—Enjoy Working: Spouses by Gender and Member Location.

	Gender		Member Location			
	Male	Female	50 States or District of Columbia	Overseas, American Samoa, Guam, US Virgin Islands, Puerto Rico		
Estimated Population						
Not Applicable†	17,622	181,142	163,866	34,898		
Not Responding on Item	1,787	14,024	14,109	1,701		
Responding on Item	39,720	418,460	395,573	62,594		
Very important	54.4 (50.0,58.9)	48.2 (47.1,49.2)	47.5 (46.4,48.5)	56.5 (52.9,60.0)		
Somewhat important	32.9 (29.0,37.1)	39.4 (38.5,40.4)	39.7 (38.7,40.7)	33.8 (30.6,37.1)		
Not important	12.7 (10.3,15.5)	12.4 (11.7,13.2)	12.9 (12.1,13.6)	9.7 (7.9,11.9)		

†Spouses who were not currently looking for employment or did not want or need to work (Q48=2).

Table 56g.1
Importance of Reasons Why Work, Want to Work, or Need to Work--Want to Gain Experience for Future Career: Spouses by Member Service.

	Total	DoD					Coast Guard
		Total	Army	Navy	Marine Corps	Air Force	
Estimated Population							
Not Applicable†	198,764	193,750	67,634	49,750	18,259	58,108	5,015
Not Responding on Item	16,821	16,454	6,271	3,993	1,179	5,009	367
Responding on Item	457,170	444,599	158,160	112,151	42,203	132,085	12,571
Very important	47.2 (46.3,48.2)	47.4 (46.4,48.4)	50.0 (47.8,52.2)	46.4 (44.2,48.6)	51.2 (48.5,53.9)	44.0 (42.2,45.8)	41.0 (37.6,44.4)
Somewhat important	31.6 (30.7,32.6)	31.6 (30.6,32.5)	30.9 (29.3,32.5)	31.6 (29.4,33.9)	30.1 (27.5,32.7)	32.8 (30.8,34.8)	34.6 (31.5,37.8)
Not important	21.1 (20.3,22.0)	21.0 (20.2,21.9)	19.1 (17.6,20.7)	22.1 (20.1,24.1)	18.8 (16.6,21.1)	23.2 (21.6,24.9)	24.4 (21.3,27.8)

†Spouses who were not currently looking for employment or did not want or need to work (Q48=2).

Table 56g.2
Importance of Reasons Why Work, Want to Work, or Need to Work--Want to Gain Experience for Future Career: Spouses by Member Paygrade.

	Enlisted						Warrant Officers		Officers	
	E1-E3	E4	E5-E6	E7-E9	W1-W5	O1-O3	O4-O6			
Estimated Population										
Not Applicable†	7,391	25,615	80,287	31,867	3,987	20,867	28,748			
Not Responding on Item	596	1,396	7,463	3,664	336	1,268	2,098			
Responding on Item	22,775	63,627	195,634	87,802	9,564	37,449	40,320			
Very important	51.1 (47.7,54.6)	52.7 (49.8,55.5)	49.9 (48.1,51.6)	43.2 (41.2,45.3)	43.3 (39.7,47.0)	45.6 (42.3,49.0)	34.7 (31.8,37.7)			
Somewhat important	28.6 (25.5,31.9)	29.7 (26.9,32.6)	31.2 (29.9,32.6)	32.9 (30.8,35.0)	32.0 (28.7,35.5)	32.7 (29.3,36.3)	34.7 (31.8,37.7)			
Not important	20.3 (17.8,23.0)	17.6 (15.5,20.1)	18.9 (17.6,20.3)	23.9 (22.1,25.7)	24.7 (22.1,27.4)	21.7 (19.1,24.5)	30.6 (28.0,33.4)			

†Spouses who were not currently looking for employment or did not want or need to work (Q48=2).

Table 56g.3
Importance of Reasons Why Work, Want to Work, or Need to Work--Want to Gain Experience for Future Career: Spouses by Gender and Member Location.

56g. Regardless of your current employment status, how important are each of the following reasons for why you work, want to work, or need to work? (MARK ONE RESPONSE FOR EACH ITEM.) Want to gain experience for future career	Gender		Member Location			
	Male	Female	50 States or District of Columbia		Overseas, American Samoa, Guam, US Virgin Islands, Puerto Rico	
Estimated Population						
Not Applicable†	17,622	181,142	163,866	34,898		
Not Responding on Item	1,884	14,937	14,989	1,832		
Responding on Item	39,623	417,547	394,693	62,464		
Very important	49.7 (45.1,54.3)	47.0 (45.9,48.1)	46.0 (44.8,47.1)	55.2 (52.0,58.3)		
Somewhat important	29.3 (24.7,34.4)	31.9 (30.9,32.9)	32.2 (31.1,33.2)	28.3 (25.6,31.2)		
Not important	21.0 (17.7,24.7)	21.1 (20.3,22.0)	21.9 (20.9,22.8)	16.5 (14.3,18.9)		

†Spouses who were not currently looking for employment or did not want or need to work (Q48=2).

Table 57a.1
Degree of Problems in Looking For or Holding a Job--Finding Quality Childcare: Spouses by Member Service.

	Total	DoD					Coast Guard
		Total	Army	Navy	Marine Corps	Air Force	
Estimated Population							
Not Applicable†	198,764	67,634	49,750	18,259	58,108	5,015	
Not Responding on Item	15,255	5,733	3,238	1,016	5,025	240	
Responding on Item	458,736	158,698	112,906	42,367	132,069	12,697	
Major problem	20.4 (19.4,21.3)	21.6 (20.0,23.4)	22.5 (20.5,24.6)	21.9 (19.6,24.4)	16.6 (14.8,18.6)	20.0 (17.3,23.0)	
Minor problem	16.4 (15.5,17.2)	16.8 (15.4,18.2)	16.0 (14.6,17.6)	15.9 (14.1,17.8)	16.2 (14.7,18.0)	16.9 (14.4,19.8)	
Not a problem	16.3 (15.6,17.1)	15.8 (14.4,17.4)	18.2 (16.7,19.8)	15.9 (14.2,17.9)	15.7 (14.1,17.6)	14.4 (12.2,16.9)	
Does not apply	46.9 (45.8,48.1)	45.8 (44.1,47.5)	43.3 (41.0,45.5)	46.3 (43.2,49.4)	51.4 (49.1,53.8)	48.7 (45.1,52.3)	

†Spouses who were not currently looking for employment or did not want or need to work (Q48=2).

Table S7a.2
Degree of Problems in Looking For or Holding a Job--Finding Quality Childcare: Spouses by Member Paygrade.

	Enlisted						Warrant Officers		Officers	
	E1-E3	E4	E5-E6	E7-E9	W1-W5	O1-O3	O4-O6			
Estimated Population										
Not Applicable†	7,391	25,615	80,287	31,867	3,987	20,867	28,748			
Not Responding on Item	533	1,273	7,106	3,029	283	1,254	1,779			
Responding on Item	22,838	63,751	195,991	88,438	9,617	37,462	40,639			
Major problem	23.1 (20.3,26.1)	26.2 (23.7,28.8)	24.4 (22.8,26.2)	12.5 (10.8,14.3)	14.6 (12.0,17.7)	16.3 (14.1,18.9)	12.4 (10.5,14.7)			
Minor problem	12.3 (10.2,14.8)	14.9 (12.8,17.3)	19.3 (17.8,20.8)	15.6 (13.7,17.8)	11.3 (9.3,13.7)	11.1 (9.2,13.2)	14.6 (12.6,16.7)			
Not a problem	11.3 (9.5,13.4)	14.6 (12.6,16.9)	18.7 (17.3,20.2)	17.7 (15.6,19.9)	15.5 (13.0,18.5)	10.4 (8.6,12.5)	13.3 (11.1,15.8)			
Does not apply	53.3 (50.1,56.5)	44.3 (41.1,47.5)	37.6 (35.5,39.6)	54.3 (51.7,56.9)	58.5 (55.0,62.0)	62.2 (59.4,64.9)	59.7 (57.1,62.2)			

†Spouses who were not currently looking for employment or did not want or need to work (Q48=2).

Table 57a.3
Degree of Problems in Looking For or Holding a Job--Finding Quality Childcare: Spouses by Gender and Member Location.

	Gender		Member Location		
	Male	Female	50 States or District of Columbia	Overseas, American Samoa, Guam, US Virgin Islands, Puerto Rico	
57a. In the past 12 months, how much of a problem has each of the following been for you in looking for or holding a job? (Answer for where you currently live.) (MARK ONE RESPONSE FOR EACH ITEM.) Finding quality childcare					
Estimated Population					
Not Applicable†	17,622	181,142	163,866	34,898	
Not Responding on Item	1,733	13,521	13,299	1,956	
Responding on Item	39,773	418,963	396,383	62,339	
Major problem	15.0 (12.3,18.0)	20.9 (19.9,21.9)	20.3 (19.3,21.4)	20.6 (18.3,23.1)	
Minor problem	14.4 (11.6,17.8)	16.6 (15.7,17.4)	16.3 (15.4,17.3)	16.7 (14.4,19.2)	
Not a problem	18.4 (15.6,21.6)	16.2 (15.4,16.9)	16.5 (15.7,17.3)	15.3 (13.1,17.7)	
Does not apply	52.2 (48.1,56.3)	46.4 (45.3,47.6)	46.8 (45.7,48.0)	47.5 (44.5,50.5)	

†Spouses who were not currently looking for employment or did not want or need to work (Q48=2).

Table 57b.1
Degree of Problems in Looking For or Holding a Job—Finding Affordable Childcare: Spouses by Member Service.

	Total	DoD					Coast Guard
		Total	Army	Navy	Marine Corps	Air Force	
Estimated Population							
Not Applicable†	198,764	67,634	49,750	18,259	58,108	5,015	
Not Responding on Item	15,403	6,099	3,228	925	4,909	240	
Responding on Item	458,588	158,332	112,916	42,458	132,185	12,697	
Major problem	23.9 (23.0,24.9)	25.2 (23.5,27.1)	26.3 (24.2,28.4)	25.5 (23.4,27.8)	19.8 (18.1,21.6)	23.7 (20.6,27.1)	
Minor problem	14.4 (13.7,15.2)	14.3 (13.0,15.7)	15.2 (13.7,16.9)	13.5 (11.7,15.5)	14.2 (12.7,15.9)	13.3 (11.0,16.0)	
Not a problem	14.3 (13.5,15.1)	14.0 (12.7,15.6)	15.1 (13.6,16.7)	14.0 (12.2,15.9)	14.1 (12.7,15.7)	13.2 (11.1,15.7)	
Does not apply	47.4 (46.2,48.5)	46.4 (44.7,48.1)	43.4 (41.1,45.7)	47.0 (44.0,49.9)	51.9 (49.5,54.3)	49.8 (46.2,53.4)	

†Spouses who were not currently looking for employment or did not want or need to work (Q48=2).

Table 57b.2
Degree of Problems in Looking For or Holding a Job--Finding Affordable Childcare: Spouses by Member Paygrade.

	Enlisted						Warrant Officers	Officers
	E1-E3	E4	E5-E6	E7-E9	W1-W5	O1-O3		
Estimated Population								
Not Applicable†	7,391	25,615	80,287	31,867	3,987	20,867	28,748	
Not Responding on Item	481	1,291	7,120	3,063	299	1,320	1,830	
Responding on Item	22,891	63,733	195,977	88,404	9,601	37,396	40,588	
Major problem	26.5 (23.8,29.3)	31.2 (28.6,33.9)	29.7 (28.0,31.5)	16.4 (14.4,18.8)	13.1 (10.6,15.9)	15.0 (12.7,17.6)	10.0 (8.1,12.3)	
Minor problem	10.8 (9.0,12.7)	12.4 (10.5,14.5)	17.0 (15.7,18.5)	13.3 (11.9,15.0)	12.4 (10.0,15.3)	11.6 (9.7,13.9)	12.4 (10.4,14.6)	
Not a problem	8.9 (7.4,10.6)	12.2 (10.3,14.4)	15.3 (13.9,16.8)	15.3 (13.4,17.4)	14.9 (12.4,17.7)	10.3 (8.4,12.6)	17.1 (14.3,20.3)	
Does not apply	53.9 (50.7,57.0)	44.2 (41.1,47.4)	37.9 (35.9,40.0)	54.9 (52.2,57.6)	59.7 (56.2,63.0)	63.1 (60.1,65.9)	60.5 (57.8,63.1)	

†Spouses who were not currently looking for employment or did not want or need to work (Q48=2).

Table 57b.3
Degree of Problems in Looking For or Holding a Job--Finding Affordable Childcare: Spouses by Gender and Member Location.

	Gender		Member Location			
	Male	Female	50 States or District of Columbia	Guam, US Virgin Islands, Puerto Rico	Overseas, American Samoa,	
Estimated Population						
Not Applicable†	17,622	181,142	163,866	34,898		
Not Responding on Item	1,768	13,634	13,517	1,886		
Responding on Item	39,739	418,850	396,165	62,410		
Major problem	19.1 (15.6,23.1)	24.4 (23.4,25.4)	24.2 (23.3,25.2)	22.0 (19.7,24.6)		
Minor problem	12.6 (9.9,15.7)	14.6 (13.8,15.4)	14.3 (13.5,15.1)	15.1 (12.9,17.5)		
Not a problem	16.6 (14.2,19.4)	14.1 (13.3,14.9)	14.2 (13.4,15.0)	15.1 (13.0,17.5)		
Does not apply	51.7 (47.4,56.0)	47.0 (45.8,48.1)	47.3 (46.1,48.5)	47.8 (44.9,50.7)		

†Spouses who were not currently looking for employment or did not want or need to work (Q48=2).

Table 57c.1
Degree of Problems in Looking For or Holding a Job--Arranging Transportation To and From Work: Spouses by Member Service.

57c. In the past 12 months, how much of a problem has each of the following been for you in looking for or holding a job? (Answer for where you currently live.) (MARK ONE RESPONSE FOR EACH ITEM.) Arranging transportation to and from work

	Total	DoD					Coast Guard
		Total	Army	Navy	Marine Corps	Air Force	
Estimated Population							
Not Applicable†	198,764	67,634	49,750	18,259	58,108	5,015	
Not Responding on Item	16,125	6,349	3,567	1,069	4,872	266	
Responding on Item	457,866	158,082	112,577	42,313	132,222	12,671	
Major problem	6.4 (5.9,7.1)	7.3 (6.3,8.5)	6.4 (5.4,7.7)	7.5 (6.1,9.2)	5.3 (4.4,6.4)	4.1* (3.1,5.5)	
Minor problem	11.2 (10.6,11.9)	11.8 (10.5,13.1)	10.6 (9.3,12.0)	12.5 (11.0,14.3)	10.8 (9.6,12.1)	10.6 (8.6,13.0)	
Not a problem	64.2 (63.1,65.3)	62.9 (60.7,65.1)	65.3 (63.4,67.1)	61.8 (59.2,64.3)	65.0 (63.0,66.9)	71.2 (68.0,74.2)	
Does not apply	18.1 (17.3,18.9)	18.0 (16.5,19.6)	17.7 (16.3,19.2)	18.2 (16.3,20.3)	18.9 (17.4,20.6)	14.1 (11.9,16.5)	

* Low precision or cell size between 30 and 59.

†Spouses who were not currently looking for employment or did not want or need to work (Q48=2).

Table 57c.2
Degree of Problems in Looking For or Holding a Job--Arranging Transportation To and From Work: Spouses by Member Paygrade.

	Enlisted						Warrant Officers		Officers	
	E1-E3	E4	E5-E6	E7-E9	W1-W5	O1-O3	O4-O6			
Estimated Population										
Not Applicable†	7,391	25,615	80,287	31,867	3,987	20,867	28,748			
Not Responding on Item	481	1,761	7,514	3,016	309	1,271	1,774			
Responding on Item	22,891	63,263	195,583	88,450	9,591	37,445	40,644			
Major problem	16.4 (14.1,19.1)	11.7 (10.0,13.7)	7.1 (6.1,8.1)	2.7* (2.0,3.5)	NR (0.0,0.0)	NR (0.0,0.0)	NR (0.0,0.0)	NR (0.0,0.0)		
Minor problem	20.1 (17.2,23.4)	16.3 (14.3,18.6)	12.2 (11.0,13.5)	7.9 (6.9,9.1)	7.4 (5.8,9.4)	5.6 (4.1,7.7)	6.8 (5.4,8.7)	6.8 (5.4,8.7)		
Not a problem	50.8 (46.9,54.7)	57.9 (54.8,61.0)	66.4 (64.4,68.4)	66.1 (63.8,68.3)	66.4 (62.8,69.8)	68.4 (65.3,71.2)	62.6 (59.3,65.7)	62.6 (59.3,65.7)		
Does not apply	12.7 (10.7,15.0)	14.0 (11.9,16.4)	14.3 (13.0,15.7)	23.3 (21.4,25.3)	24.7 (21.5,28.3)	23.2 (20.6,26.0)	28.4 (25.8,31.2)	28.4 (25.8,31.2)		

NR: Not reported; cell size less than 30. * Low precision or cell size between 30 and 59.

†Spouses who were not currently looking for employment or did not want or need to work (Q48=2).

Table 57c.3
Degree of Problems in Looking For or Holding a Job--Arranging Transportation To and From Work: Spouses by Gender and Member Location.

57c. In the past 12 months, how much of a problem has each of the following been for you in looking for or holding a job? (Answer for where you currently live.) (MARK ONE RESPONSE FOR EACH ITEM.) Arranging transportation to and from work

	Gender		Member Location			
	Male	Female	50 States or District of Columbia	Guam, US Virgin Islands, Puerto Rico	Overseas, American Samoa,	
Estimated Population						
Not Applicable†	17,622	181,142	163,866	34,898		
Not Responding on Item	1,864	14,261	14,111	2,014		
Responding on Item	39,643	418,223	395,571	62,281		
Major problem	3.8* (2.5,5.8)	6.7 (6.1,7.3)	6.7 (6.1,7.3)	5.0 (3.8,6.5)		
Minor problem	10.2 (8.1,12.7)	11.3 (10.7,12.0)	10.8 (10.0,11.5)	14.2 (12.5,16.2)		
Not a problem	63.5 (60.1,66.8)	64.3 (63.1,65.5)	64.4 (63.1,65.6)	63.4 (60.8,65.9)		
Does not apply	22.4 (19.3,26.0)	17.7 (16.9,18.5)	18.2 (17.4,19.1)	17.4 (15.0,20.0)		

* Low precision or cell size between 30 and 59.

†Spouses who were not currently looking for employment or did not want or need to work (Q48=2).

Table 57d.1
Degree of Problems in Looking For or Holding a Job--Commuting Time: Spouses by Member Service.

	Total	DoD					Coast Guard
		Total	Army	Navy	Marine Corps	Air Force	
Estimated Population							
Not Applicable†	198,764	193,750	67,634	49,750	18,259	58,108	5,015
Not Responding on Item	16,897	16,545	6,790	3,580	1,093	5,081	351
Responding on Item	457,094	444,508	157,641	112,564	42,289	132,013	12,586
Major problem	8.8 (8.2,9.5)	8.7 (8.1,9.4)	7.7 (6.8,8.8)	9.2 (8.2,10.4)	9.1 (7.6,10.9)	9.4 (8.3,10.6)	11.0 (9.0,13.4)
Minor problem	21.2 (20.4,22.0)	21.2 (20.4,22.1)	20.9 (19.5,22.4)	23.2 (21.6,24.9)	20.9 (18.4,23.6)	20.0 (18.2,21.9)	19.9 (17.7,22.2)
Not a problem	56.6 (55.6,57.5)	56.5 (55.6,57.5)	57.8 (56.0,59.6)	54.8 (52.7,56.9)	56.4 (53.5,59.4)	56.5 (54.6,58.4)	58.9 (55.7,62.1)
Does not apply	13.4 (12.7,14.2)	13.5 (12.8,14.3)	13.6 (12.2,15.0)	12.7 (11.5,14.1)	13.6 (11.7,15.8)	14.1 (12.6,15.8)	10.2 (8.4,12.4)

†Spouses who were not currently looking for employment or did not want or need to work (Q48=2).

Table 57d.2

Degree of Problems in Looking For or Holding a Job--Commuting Time: Spouses by Member Paygrade.

	Enlisted						Warrant Officers		Officers	
	E1-E3	E4	E5-E6	E7-E9	W1-W5	O1-O3	O4-O6			
Estimated Population										
Not Applicable†	7,391	25,615	80,287	31,867	3,987	20,867	28,748			
Not Responding on Item	514	1,755	7,824	3,199	321	1,377	1,908			
Responding on Item	22,858	63,269	195,273	88,267	9,578	37,339	40,511			
Major problem	10.1 (8.2,12.3)	9.1 (7.3,11.2)	9.2 (8.3,10.3)	7.2 (6.0,8.7)	7.6 (5.6,10.2)	10.6 (8.7,12.9)	7.5 (5.9,9.6)			
Minor problem	22.6 (19.9,25.5)	19.5 (17.1,22.0)	21.3 (20.0,22.8)	21.4 (19.3,23.7)	20.8 (17.7,24.3)	23.0 (20.6,25.5)	20.2 (17.5,23.1)			
Not a problem	55.8 (52.5,59.1)	58.8 (55.5,61.9)	58.2 (56.5,59.9)	56.2 (53.5,58.8)	56.9 (53.3,60.4)	52.2 (49.2,55.2)	50.8 (47.1,54.5)			
Does not apply	11.5 (9.4,14.0)	12.7 (10.7,15.0)	11.2 (10.1,12.5)	15.2 (13.4,17.1)	14.7 (12.4,17.4)	14.2 (12.2,16.4)	21.5 (18.9,24.4)			

†Spouses who were not currently looking for employment or did not want or need to work (Q48=2).

Table 57d.3
Degree of Problems in Looking For or Holding a Job--Commuting Time: Spouses by Gender and Member Location.

	Gender		Member Location		
	Male	Female	50 States or District of Columbia	Overseas, American Samoa, Guam, US Virgin Islands, Puerto Rico	
Estimated Population					
Not Applicable†	17,622	181,142	163,866	34,898	
Not Responding on Item	1,995	14,901	14,860	2,036	
Responding on Item	39,512	417,583	394,822	62,259	
Major problem	9.6 (7.5,12.2)	8.7 (8.1,9.4)	9.2 (8.5,10.0)	6.1 (4.7,7.7)	
Minor problem	22.6 (18.8,26.9)	21.0 (20.2,21.9)	21.7 (20.8,22.5)	18.0 (15.6,20.7)	
Not a problem	51.5 (47.3,55.6)	57.1 (56.0,58.1)	56.0 (54.9,57.0)	60.5 (57.5,63.4)	
Does not apply	16.4 (13.4,19.8)	13.2 (12.5,13.9)	13.1 (12.3,14.0)	15.5 (13.4,17.8)	

†Spouses who were not currently looking for employment or did not want or need to work (Q48=2).

Table 57e.1
Degree of Problems in Looking For or Holding a Job--Being Overqualified for Available Jobs: Spouses by Member Service.

	Total	DoD						Coast Guard
		Total	Army	Navy	Marine Corps	Air Force		
Estimated Population								
Not Applicable†	198,764	193,750	67,634	49,750	18,259	58,108	5,015	
Not Responding on Item	16,798	16,499	6,573	3,639	970	5,314	299	
Responding on Item	457,193	444,554	157,858	112,505	42,412	131,780	12,639	
Major problem	8.7 (8.2,9.2)	8.6 (8.1,9.2)	10.2 (9.3,11.1)	8.4 (7.2,9.7)	8.8 (7.5,10.4)	7.0 (6.0,8.2)	9.4 (7.5,11.8)	
Minor problem	18.7 (17.8,19.5)	18.6 (17.8,19.5)	18.3 (17.0,19.7)	19.1 (17.5,20.8)	19.4 (17.2,21.9)	18.4 (16.7,20.3)	18.7 (16.2,21.5)	
Not a problem	51.4 (50.2,52.5)	51.3 (50.1,52.4)	50.5 (48.8,52.2)	52.0 (50.1,54.0)	50.6 (48.0,53.2)	51.7 (49.5,54.0)	54.7 (51.6,57.8)	
Does not apply	21.3 (20.3,22.4)	21.5 (20.4,22.6)	21.0 (19.5,22.6)	20.5 (18.8,22.4)	21.1 (18.7,23.8)	22.9 (21.0,24.9)	17.2 (14.9,19.8)	

†Spouses who were not currently looking for employment or did not want or need to work (Q48=2).

Table 57e.2
Degree of Problems in Looking For or Holding a Job--Being Overqualified for Available Jobs: Spouses by Member Paygrade.

	Enlisted						Warrant Officers	Officers
	E1-E3	E4	E5-E6	E7-E9	W1-W5	O1-O3		
Estimated Population								
Not Applicable†	7,391	25,615	80,287	31,867	3,987	20,867	28,748	
Not Responding on Item	509	1,716	7,847	3,233	320	1,317	1,857	
Responding on Item	22,862	63,307	195,250	88,234	9,580	37,399	40,561	
Major problem	7.6 (6.0,9.6)	10.4 (8.4,12.6)	7.5 (6.6,8.5)	7.3 (6.3,8.4)	10.9 (8.5,13.9)	13.9 (11.8,16.4)	9.8 (8.0,11.9)	
Minor problem	16.9 (14.5,19.6)	16.4 (14.6,18.4)	18.7 (17.5,20.0)	19.6 (17.5,21.8)	17.6 (15.1,20.4)	20.7 (18.1,23.6)	19.2 (16.9,21.6)	
Not a problem	54.4 (50.5,58.2)	52.1 (48.7,55.5)	53.1 (51.3,54.9)	50.0 (47.4,52.6)	49.7 (46.1,53.2)	47.5 (44.1,50.9)	46.8 (43.5,50.2)	
Does not apply	21.1 (18.2,24.2)	21.1 (18.5,24.0)	20.7 (18.9,22.6)	23.1 (21.0,25.4)	21.9 (19.2,24.8)	17.8 (15.5,20.4)	24.2 (21.3,27.4)	

†Spouses who were not currently looking for employment or did not want or need to work (Q48=2).

Table 57e.3
Degree of Problems in Looking For or Holding a Job--Being Overqualified for Available Jobs: Spouses by Gender and Member Location.

	Gender		Member Location		
	Male	Female	50 States or District of Columbia	Guam, US Virgin Islands, Puerto Rico	Overseas, American Samoa,
Estimated Population					
Not Applicable†	17,622	181,142	163,866	34,898	
Not Responding on Item	1,721	15,076	14,349	2,449	
Responding on Item	39,786	417,408	395,333	61,846	
Major problem	9.8 (7.6,12.6)	8.5 (8.0,9.1)	8.5 (7.9,9.1)	9.9 (8.4,11.8)	
Minor problem	18.6 (15.5,22.2)	18.7 (17.8,19.6)	18.5 (17.6,19.4)	19.9 (17.5,22.5)	
Not a problem	46.9 (42.8,51.2)	51.8 (50.6,52.9)	52.0 (50.7,53.2)	47.5 (44.7,50.3)	
Does not apply	24.6 (20.9,28.8)	21.0 (19.9,22.2)	21.1 (19.9,22.3)	22.7 (20.0,25.6)	

†Spouses who were not currently looking for employment or did not want or need to work (Q48=2).

Table 57f.1
Degree of Problems in Looking For or Holding a Job--Lack of Skills or Training for Available Jobs: Spouses by Member Service.

	Total	DoD					Coast Guard
		Total	Army	Navy	Marine Corps	Air Force	
Estimated Population							
Not Applicable†	198,764	67,634	49,750	18,259	58,108	5,015	
Not Responding on Item	15,680	6,107	3,317	1,010	4,994	249	
Responding on Item	458,311	158,324	112,827	42,372	132,100	12,688	
Major problem	6.3 (5.7,6.9)	7.0 (6.0,8.2)	6.9 (5.9,8.0)	6.8 (5.2,8.9)	5.0 (4.1,6.1)	4.4* (3.3,5.9)	
Minor problem	16.8 (15.8,17.9)	16.9 (15.2,18.8)	17.1 (15.4,18.9)	17.9 (15.8,20.2)	16.1 (14.3,18.0)	16.8 (14.4,19.4)	
Not a problem	55.8 (54.5,57.1)	55.4 (53.5,57.3)	55.8 (53.9,57.8)	53.5 (50.3,56.7)	56.6 (54.1,59.0)	60.6 (57.2,63.9)	
Does not apply	21.1 (20.1,22.1)	20.7 (19.1,22.4)	20.2 (18.6,21.8)	21.8 (19.4,24.4)	22.4 (20.4,24.5)	18.2 (16.1,20.6)	

* Low precision or cell size between 30 and 59.

†Spouses who were not currently looking for employment or did not want or need to work (Q48=2).

Table 57f.2
Degree of Problems in Looking For or Holding a Job--Lack of Skills or Training for Available Jobs: Spouses by Member Paygrade.

	Enlisted						Warrant Officers		Officers	
	E1-E3	E4	E5-E6	E7-E9	W1-W5	O1-O3	O4-O6			
Estimated Population										
Not Applicable†	7,391	25,615	80,287	31,867	3,987	20,867	28,748			
Not Responding on Item	517	1,469	7,203	2,849	325	1,354	1,964			
Responding on Item	22,854	63,554	195,894	88,617	9,575	37,362	40,454			
Major problem	9.0 (7.2,11.2)	8.6 (7.1,10.5)	7.1 (6.2,8.0)	5.4 (3.8,7.5)	6.0* (4.3,8.4)	3.6* (2.6,5.0)	NR (0.0,0.0)			
Minor problem	20.8 (18.1,23.7)	19.1 (16.4,22.1)	18.6 (17.1,20.3)	16.1 (14.2,18.2)	12.7 (10.2,15.6)	10.2 (8.5,12.2)	10.7 (8.9,12.9)			
Not a problem	54.2 (51.0,57.4)	52.7 (49.6,55.8)	54.9 (52.8,56.9)	54.6 (51.6,57.5)	57.3 (53.4,61.0)	66.5 (63.6,69.3)	58.5 (55.1,61.9)			
Does not apply	16.0 (13.4,18.9)	19.6 (16.9,22.6)	19.4 (18.1,20.8)	24.0 (21.8,26.3)	24.0 (21.3,27.0)	19.7 (17.1,22.5)	28.7 (25.7,31.9)			

NR: Not reported; cell size less than 30. * Low precision or cell size between 30 and 59.

†Spouses who were not currently looking for employment or did not want or need to work (Q48=2).

Table 57f.3
Degree of Problems in Looking For or Holding a Job--Lack of Skills or Training for Available Jobs: Spouses by Gender and Member Location.

	Gender		Member Location			
	Male	Female	50 States or District of Columbia		Overseas, American Samoa, Guam, US Virgin Islands, Puerto Rico	
Estimated Population						
Not Applicable†	17,622	181,142	163,866	34,898		
Not Responding on Item	1,772	13,908	13,966	1,714		
Responding on Item	39,735	418,576	395,716	62,581		
Major problem	4.9*	6.4	6.4	5.7		
	(3.2,7.5)	(5.9,7.1)	(5.8,7.1)	(4.4,7.4)		
Minor problem	11.7	17.3	16.6	17.8		
	(8.6,15.8)	(16.3,18.3)	(15.6,17.8)	(15.6,20.2)		
Not a problem	54.7	55.9	56.0	54.9		
	(50.2,59.1)	(54.7,57.2)	(54.6,57.3)	(51.9,57.8)		
Does not apply	28.7	20.4	21.0	21.6		
	(25.0,32.6)	(19.4,21.3)	(20.0,22.1)	(19.0,24.5)		

* Low precision or cell size between 30 and 59.

†Spouses who were not currently looking for employment or did not want or need to work (Q48=2).

Table 57g.1
Degree of Problems in Looking For or Holding a Job--Conflicts Between Work and Parental or Family Responsibilities: Spouses by Member Service.

	Total	DoD					Coast Guard
		Army	Navy	Marine Corps	Air Force		
Estimated Population							
Not Applicable†	198,764	67,634	49,750	18,259	58,108	5,015	
Not Responding on Item	15,038	5,942	3,293	878	4,669	254	
Responding on Item	458,953	158,489	112,851	42,504	132,425	12,684	
Major problem	17.7 (16.8,18.6)	16.8 (15.5,18.2)	19.9 (18.2,21.7)	17.1 (15.0,19.4)	16.8 (15.4,18.3)	19.6 (17.1,22.4)	
Minor problem	29.0 (28.0,30.0)	28.6 (26.8,30.5)	28.8 (26.9,30.8)	28.8 (26.5,31.2)	29.6 (27.4,31.9)	29.1 (26.0,32.3)	
Not a problem	33.9 (32.8,35.0)	35.3 (33.4,37.2)	32.7 (30.9,34.7)	33.9 (30.9,36.9)	33.2 (31.0,35.4)	33.7 (30.7,36.9)	
Does not apply	19.5 (18.7,20.4)	19.3 (17.8,20.9)	18.5 (17.1,20.1)	20.3 (18.0,22.6)	20.5 (18.7,22.4)	17.6 (15.2,20.2)	

†Spouses who were not currently looking for employment or did not want or need to work (Q48=2).

Table 57g.2
Degree of Problems in Looking For or Holding a Job--Conflicts Between Work and Parental or Family Responsibilities: Spouses by Member Paygrade.

	Enlisted						Warrant Officers		Officers	
	E1-E3	E4	E5-E6	E7-E9	W1-W5	O1-O3	O4-O6			
Estimated Population										
Not Applicable†	7,391	25,615	80,287	31,867	3,987	20,867	28,748			
Not Responding on Item	527	1,258	6,934	2,911	305	1,264	1,840			
Responding on Item	22,845	63,766	196,163	88,556	9,594	37,452	40,578			
Major problem	14.4 (12.5,16.7)	17.4 (15.4,19.7)	18.8 (17.4,20.2)	16.1 (14.1,18.3)	17.1 (14.2,20.3)	15.8 (13.3,18.7)	19.7 (17.2,22.5)			
Minor problem	23.3 (20.6,26.2)	25.0 (22.6,27.5)	31.5 (29.6,33.4)	29.2 (26.7,31.9)	27.4 (24.2,30.8)	23.9 (21.3,26.8)	30.8 (28.4,33.3)			
Not a problem	37.5 (33.9,41.3)	35.3 (32.5,38.2)	32.7 (30.8,34.7)	37.3 (34.6,40.1)	34.0 (31.0,37.1)	33.5 (30.7,36.5)	27.9 (25.1,31.0)			
Does not apply	24.7 (21.5,28.3)	22.4 (19.6,25.4)	17.0 (15.7,18.4)	17.4 (15.6,19.3)	21.6 (18.4,25.1)	26.8 (24.1,29.6)	21.6 (18.9,24.5)			

†Spouses who were not currently looking for employment or did not want or need to work (Q48=2).

Table 57g.3

Degree of Problems in Looking For or Holding a Job--Conflicts Between Work and Parental or Family Responsibilities: Spouses by Gender and Member Location.

57g. In the past 12 months, how much of a problem has each of the following been for you in looking for or holding a job? (Answer for where you currently live.) (MARK ONE RESPONSE FOR EACH ITEM.) Conflicts between work and parental or family responsibilities	Gender		Member Location			
	Male	Female	50 States or District of Columbia		Overseas, American Samoa, Guam, US Virgin Islands, Puerto Rico	
Estimated Population						
Not Applicable†	17,622	181,142	163,866	34,898		
Not Responding on Item	1,673	13,365	13,254	1,784		
Responding on Item	39,834	419,119	396,428	62,511		
Major problem	10.3 (7.9,13.4)	18.4 (17.5,19.2)	18.3 (17.4,19.3)	13.6 (11.7,15.7)		
Minor problem	26.0 (22.6,29.7)	29.2 (28.3,30.3)	29.3 (28.3,30.3)	26.9 (24.2,29.7)		
Not a problem	33.4 (29.6,37.5)	33.9 (32.8,35.1)	33.3 (32.1,34.5)	37.3 (34.7,40.0)		
Does not apply	30.3 (26.2,34.6)	18.5 (17.7,19.3)	19.1 (18.2,20.0)	22.2 (19.6,25.2)		

†Spouses who were not currently looking for employment or did not want or need to work (Q48=2).

Table 57h.1
Degree of Problems in Looking For or Holding a Job--Difficulty Finding Job With Acceptable Salary: Spouses by Member Service.

	Total	DoD					Coast Guard
		Total	Army	Navy	Marine Corps	Air Force	
Estimated Population							
Not Applicable†	198,764	193,750	67,634	49,750	18,259	58,108	5,015
Not Responding on Item	15,651	15,388	6,052	3,557	960	4,817	263
Responding on Item	458,340	445,665	158,379	112,587	42,422	132,277	12,674
Major problem	26.8 (25.8,27.9)	27.0 (25.9,28.1)	28.3 (26.6,30.1)	26.0 (24.1,27.9)	29.6 (27.1,32.2)	25.4 (23.6,27.2)	21.8 (19.1,24.7)
Minor problem	29.0 (28.0,30.0)	28.8 (27.8,29.9)	28.6 (27.0,30.3)	31.4 (29.5,33.3)	31.0 (28.4,33.7)	26.3 (24.5,28.1)	34.0 (30.5,37.7)
Not a problem	30.3 (29.3,31.3)	30.2 (29.2,31.2)	29.3 (27.4,31.1)	30.3 (28.3,32.4)	26.9 (24.3,29.6)	32.3 (30.4,34.2)	34.2 (30.7,37.9)
Does not apply	13.9 (12.9,14.9)	14.0 (13.0,15.0)	13.8 (12.3,15.5)	12.3 (10.7,14.2)	12.5 (10.8,14.6)	16.0 (14.4,17.8)	10.0 (8.3,12.0)

†Spouses who were not currently looking for employment or did not want or need to work (Q48=2).

Table 57h.2
Degree of Problems in Looking For or Holding a Job--Difficulty Finding Job With Acceptable Salary: Spouses by Member Paygrade.

	Enlisted						Warrant Officers		Officers	
	E1-E3	E4	E5-E6	E7-E9	W1-W5	O1-O3	O4-O6			
Estimated Population										
Not Applicable†	7,391	25,615	80,287	31,867	3,987	20,867	28,748			
Not Responding on Item	508	1,418	7,200	3,099	258	1,362	1,809			
Responding on Item	22,863	63,606	195,897	88,368	9,642	37,354	40,610			
Major problem	27.4 (24.1,30.9)	31.1 (28.2,34.1)	27.5 (26.1,29.0)	26.1 (23.6,28.8)	26.6 (23.5,29.8)	25.3 (22.2,28.6)	19.6 (17.2,22.3)			
Minor problem	29.7 (26.4,33.2)	28.5 (26.1,31.1)	30.0 (28.4,31.6)	28.6 (26.5,30.8)	30.4 (26.5,34.5)	27.9 (25.1,30.8)	26.1 (23.6,28.9)			
Not a problem	32.4 (29.0,35.9)	27.2 (24.4,30.2)	29.2 (27.5,31.0)	30.7 (28.3,33.2)	28.5 (25.4,31.8)	32.3 (29.4,35.4)	37.1 (34.0,40.2)			
Does not apply	10.6 (8.3,13.3)	13.3 (11.2,15.6)	13.3 (11.9,14.7)	14.6 (13.0,16.3)	14.6 (12.0,17.6)	14.6 (12.2,17.3)	17.2 (14.9,19.8)			

†Spouses who were not currently looking for employment or did not want or need to work (Q48=2).

Table 57h.3
Degree of Problems in Looking For or Holding a Job--Difficulty Finding Job With Acceptable Salary: Spouses by Gender and Member Location.

	Gender		Member Location		
	Male	Female	50 States or District of Columbia	Guam, US Virgin Islands, Puerto Rico	Overseas, American Samoa,
Estimated Population					
Not Applicable†	17,622	181,142	163,866	34,898	
Not Responding on Item	1,711	13,941	13,740	1,911	
Responding on Item	39,796	418,543	395,942	62,384	
Major problem	21.5 (18.2,25.2)	27.3 (26.3,28.4)	26.9 (25.7,28.0)	26.8 (24.3,29.4)	
Minor problem	22.2 (18.2,26.9)	29.6 (28.7,30.6)	28.9 (27.8,30.0)	29.6 (26.6,32.8)	
Not a problem	31.1 (27.1,35.5)	30.2 (29.2,31.3)	30.6 (29.5,31.7)	28.7 (26.1,31.3)	
Does not apply	25.2 (21.8,28.9)	12.8 (11.8,13.8)	13.7 (12.7,14.8)	14.9 (12.6,17.7)	

†Spouses who were not currently looking for employment or did not want or need to work (Q48=2).

Table 57i.1
Degree of Problems in Looking For or Holding a Job--Difficulty Finding Job Relevant to Career Aspirations: Spouses by Member Service.

	Total	DoD					Coast Guard
		Total	Army	Navy	Marine Corps	Air Force	
Estimated Population							
Not Applicable†	198,764	193,750	67,634	49,750	18,259	58,108	5,015
Not Responding on Item	16,543	16,253	6,650	3,599	1,055	4,948	289
Responding on Item	457,448	444,800	157,781	112,545	42,328	132,146	12,648
Major problem	19.5 (18.7,20.3)	19.6 (18.8,20.5)	21.0 (19.4,22.7)	19.0 (17.5,20.6)	21.1 (18.7,23.7)	18.0 (16.6,19.5)	15.8 (13.2,18.8)
Minor problem	25.8 (24.7,27.0)	25.8 (24.7,27.0)	25.6 (24.0,27.4)	26.3 (24.3,28.3)	28.0 (25.5,30.7)	24.9 (23.0,27.0)	26.3 (23.8,29.0)
Not a problem	38.0 (36.7,39.2)	37.8 (36.5,39.1)	37.3 (35.6,39.0)	39.1 (36.8,41.5)	34.8 (32.1,37.5)	38.2 (36.0,40.5)	44.9 (41.5,48.4)
Does not apply	16.7 (15.7,17.7)	16.8 (15.8,17.9)	16.1 (14.3,18.0)	15.6 (14.0,17.5)	16.1 (14.2,18.3)	18.8 (17.3,20.5)	13.0 (11.0,15.4)

†Spouses who were not currently looking for employment or did not want or need to work (Q48=2).

Table 57i.2
Degree of Problems in Looking For or Holding a Job--Difficulty Finding Job Relevant to Career Aspirations: Spouses by Member Paygrade.

	Enlisted						Warrant Officers		Officers	
	E1-E3	E4	E5-E6	E7-E9	W1-W5	O1-O3	O4-O6			
Estimated Population										
Not Applicable†	7,391	25,615	80,287	31,867	3,987	20,867	28,748			
Not Responding on Item	523	1,659	7,530	3,404	319	1,248	1,863			
Responding on Item	22,849	63,365	195,567	88,063	9,581	37,468	40,555			
Major problem	22.2 (19.4,25.2)	25.9 (23.0,28.9)	19.1 (17.8,20.4)	14.9 (12.9,17.1)	21.9 (18.8,25.3)	22.2 (19.2,25.5)	17.3 (15.1,19.7)			
Minor problem	29.2 (26.2,32.5)	25.4 (22.8,28.3)	25.9 (24.3,27.5)	27.3 (25.0,29.6)	24.8 (21.9,28.0)	24.6 (21.6,27.9)	22.7 (20.1,25.5)			
Not a problem	35.2 (31.5,39.1)	32.4 (29.3,35.6)	38.9 (36.9,40.9)	39.3 (36.7,42.1)	35.6 (32.0,39.4)	38.3 (34.6,42.2)	40.9 (37.4,44.6)			
Does not apply	13.4 (11.3,15.9)	16.3 (14.1,18.8)	16.2 (14.6,18.0)	18.5 (16.9,20.3)	17.7 (15.1,20.7)	14.9 (12.8,17.1)	19.1 (16.6,21.8)			

†Spouses who were not currently looking for employment or did not want or need to work (Q48=2).

Table 57i.3
Degree of Problems in Looking For or Holding a Job--Difficulty Finding Job Relevant to Career Aspirations: Spouses by Gender and Member Location.

57i. In the past 12 months, how much of a problem has each of the following been for you in looking for or holding a job? (Answer for where you currently live.) (MARK ONE RESPONSE FOR EACH ITEM.) Difficulty finding a job relevant to your career aspirations	Gender		Member Location			
	Male	Female	50 States or District of Columbia		Overseas, American Samoa, Guam, US Virgin Islands, Puerto Rico	
Estimated Population						
Not Applicable†	17,622	181,142	163,866	34,898		
Not Responding on Item	1,886	14,657	14,439	2,104		
Responding on Item	39,621	417,827	395,243	62,192		
Major problem	19.9 (16.9,23.3)	19.5 (18.6,20.3)	18.2 (17.3,19.1)	27.9 (25.4,30.6)		
Minor problem	21.5 (18.2,25.1)	26.2 (25.1,27.4)	26.0 (24.8,27.1)	25.0 (22.4,27.7)		
Not a problem	32.5 (28.1,37.2)	38.5 (37.2,39.7)	39.0 (37.7,40.3)	31.3 (28.5,34.3)		
Does not apply	26.1 (22.3,30.3)	15.8 (14.9,16.8)	16.8 (15.8,18.0)	15.8 (13.8,18.1)		

†Spouses who were not currently looking for employment or did not want or need to work (Q48=2).

Table 57j.1

Degree of Problems in Looking For or Holding a Job--Member's Opposition to Spouse Working: Spouses by Member Service.

	Total	DoD						Coast Guard
		Total	Army	Navy	Marine Corps	Air Force		
Estimated Population								
Not Applicable†	198,764	193,750	67,634	49,750	18,259	58,108	5,015	
Not Responding on Item	16,132	15,869	6,178	3,683	1,006	5,000	263	
Responding on Item	457,859	445,184	158,253	112,461	42,376	132,094	12,674	
Major problem	1.7 (1.5,2.0)	1.7 (1.5,2.0)	1.8 (1.4,2.3)	1.8* (1.3,2.5)	NR (0.0,0.0)	1.6* (1.1,2.3)	NR (0.0,0.0)	NR (0.0,0.0)
Minor problem	5.6 (5.1,6.0)	5.5 (5.1,6.0)	5.4 (4.6,6.3)	6.6 (5.7,7.7)	5.4 (4.3,6.8)	4.8 (4.1,5.5)	6.7 (5.2,8.6)	6.7 (5.2,8.6)
Not a problem	70.0 (68.8,71.1)	69.9 (68.8,71.1)	70.6 (68.7,72.4)	70.2 (68.3,72.0)	70.4 (67.4,73.3)	68.8 (66.7,70.7)	71.3 (67.9,74.6)	71.3 (67.9,74.6)
Does not apply	22.8 (21.8,23.8)	22.8 (21.8,23.9)	22.2 (20.7,23.9)	21.4 (19.7,23.1)	22.7 (20.0,25.5)	24.9 (23.1,26.8)	20.3 (17.5,23.3)	20.3 (17.5,23.3)

NR: Not reported; cell size less than 30. * Low precision or cell size between 30 and 59.

†Spouses who were not currently looking for employment or did not want or need to work (Q48=2).

Table 57j.2
Degree of Problems in Looking For or Holding a Job--Member's Opposition to Spouse Working: Spouses by Member Paygrade.

57j. In the past 12 months, how much of a problem has each of the following been for you in looking for or holding a job? (Answer for where you currently live.) (MARK ONE RESPONSE FOR EACH ITEM.) Spouse's [member's] opposition to your working

	Enlisted						Warrant Officers		Officers	
	E1-E3	E4	E5-E6	E7-E9	W1-W5	O1-O3	O4-O6			
Estimated Population										
Not Applicable†	7,391	25,615	80,287	31,867	3,987	20,867	28,748			
Not Responding on Item	553	1,531	7,503	3,170	296	1,338	1,741			
Responding on Item	22,818	63,492	195,594	88,296	9,604	37,378	40,677			
Major problem	NR (0.0,0.0)	1.9* (1.3,3.0)	2.0 (1.6,2.4)	NR (0.0,0.0)	NR (0.0,0.0)	NR (0.0,0.0)	NR (0.0,0.0)			
Minor problem	7.3 (5.7,9.4)	6.9 (5.6,8.4)	6.0 (5.2,6.9)	4.3 (3.3,5.5)	3.5* (2.5,5.1)	4.1* (2.9,5.8)	4.8 (3.7,6.3)			
Not a problem	71.2 (67.9,74.2)	69.7 (66.7,72.6)	71.0 (69.2,72.7)	67.5 (65.2,69.8)	70.5 (67.4,73.4)	73.6 (70.4,76.5)	66.6 (62.7,70.4)			
Does not apply	19.1 (16.3,22.2)	21.5 (19.0,24.2)	21.0 (19.5,22.7)	26.9 (24.8,29.1)	25.3 (22.5,28.3)	20.9 (18.6,23.5)	27.5 (24.1,31.2)			

NR: Not reported; cell size less than 30. * Low precision or cell size between 30 and 59.
 †Spouses who were not currently looking for employment or did not want or need to work (Q48=2).

Table 57j.3
Degree of Problems in Looking For or Holding a Job--Member's Opposition to Spouse Working: Spouses by Gender and Member Location.

57j. In the past 12 months, how much of a problem has each of the following been for you in looking for or holding a job? (Answer for where you currently live.) (MARK ONE RESPONSE FOR EACH ITEM.) Spouse's [member's] opposition to your working	Gender		Member Location			
	Male	Female	50 States or District of Columbia	Guam, US Virgin Islands, Puerto Rico	Overseas, American Samoa,	
Estimated Population						
Not Applicable†	17,622	181,142	163,866	34,898		
Not Responding on Item	1,798	14,334	14,188	1,944		
Responding on Item	39,709	418,150	395,494	62,351		
Major problem	NR (0.0,0.0)	1.7 (1.4,2.0)	1.7 (1.4,2.0)	NR (0.0,0.0)		
Minor problem	4.9* (3.5,6.8)	5.6 (5.2,6.1)	5.7 (5.2,6.2)	4.7 (3.6,6.1)		
Not a problem	60.7 (56.3,64.9)	70.8 (69.7,72.0)	70.2 (69.0,71.4)	68.6 (66.3,70.8)		
Does not apply	32.4 (28.3,36.8)	21.9 (20.8,22.9)	22.5 (21.4,23.6)	24.7 (22.3,27.3)		

NR: Not reported; cell size less than 30. * Low precision or cell size between 30 and 59.
 †Spouses who were not currently looking for employment or did not want or need to work (Q48=2).

Table 57k.1
Degree of Problems in Looking For or Holding a Job--Employers Reluctant to Hire Military Spouses: Spouses by Member Service.

	Total	DoD					Coast Guard
		Total	Army	Navy	Marine Corps	Air Force	
Estimated Population							
Not Applicable†	198,764	193,750	67,634	49,750	18,259	58,108	5,015
Not Responding on Item	15,925	15,645	6,256	3,348	1,119	4,920	280
Responding on Item	458,066	445,408	158,175	112,796	42,263	132,174	12,658
Major problem	8.9 (8.3,9.6)	8.9 (8.2,9.6)	10.4 (9.3,11.7)	8.5 (7.3,9.9)	9.5 (8.1,11.1)	7.3 (6.2,8.5)	8.9 (7.1,11.1)
Minor problem	16.3 (15.5,17.1)	16.1 (15.3,17.0)	15.9 (14.7,17.2)	17.2 (15.6,18.8)	18.3 (16.2,20.7)	14.9 (13.4,16.4)	20.9 (18.4,23.6)
Not a problem	52.4 (51.0,53.8)	52.4 (50.9,53.8)	51.8 (49.4,54.2)	53.9 (51.5,56.2)	51.2 (48.4,53.9)	52.1 (49.7,54.4)	54.3 (51.0,57.5)
Does not apply	22.4 (21.2,23.7)	22.6 (21.3,23.9)	21.9 (19.6,24.3)	20.4 (18.6,22.3)	21.0 (18.7,23.5)	25.8 (23.8,28.0)	15.9 (13.8,18.3)

†Spouses who were not currently looking for employment or did not want or need to work (Q48=2).

Table 57k.2
Degree of Problems in Looking For or Holding a Job--Employers Reluctant to Hire Military Spouses: Spouses by Member Paygrade.

57k. In the past 12 months, how much of a problem has each of the following been for you in looking for or holding a job? (Answer for where you currently live.) (MARK ONE RESPONSE FOR EACH ITEM.) Employers reluctant to hire military spouses

	Enlisted						Warrant Officers		Officers	
	E1-E3	E4	E5-E6	E7-E9	W1-W5	O1-O3	O4-O6			
Estimated Population										
Not Applicable†	7,391	25,615	80,287	31,867	3,987	20,867	28,748			
Not Responding on Item	524	1,550	7,202	3,274	294	1,278	1,805			
Responding on Item	22,847	63,474	195,895	88,193	9,606	37,439	40,613			
Major problem	7.5 (5.8,9.7)	10.1 (8.5,12.1)	8.4 (7.5,9.3)	8.1 (6.8,9.5)	11.9 (9.7,14.7)	12.3 (10.0,15.1)	8.4 (6.7,10.5)			
Minor problem	13.9 (11.8,16.4)	13.3 (11.2,15.7)	16.4 (15.3,17.6)	15.4 (13.5,17.5)	17.3 (14.6,20.4)	21.2 (18.7,24.1)	18.5 (16.2,21.0)			
Not a problem	56.9 (53.8,60.0)	53.5 (50.2,56.8)	53.5 (51.6,55.4)	53.5 (50.3,56.6)	47.2 (43.6,50.9)	45.6 (42.1,49.2)	48.0 (44.1,51.9)			
Does not apply	21.6 (18.8,24.7)	23.0 (20.4,25.9)	21.7 (20.1,23.4)	23.1 (20.5,25.9)	23.5 (20.7,26.7)	20.8 (17.9,24.1)	25.1 (21.9,28.5)			

†Spouses who were not currently looking for employment or did not want or need to work (Q48=2).

Table 57k.3
Degree of Problems in Looking For or Holding a Job--Employers Reluctant to Hire Military Spouses: Spouses by Gender and Member Location.

57k. In the past 12 months, how much of a problem has each of the following been for you in looking for or holding a job? (Answer for where you currently live.) (MARK ONE RESPONSE FOR EACH ITEM.) Employers reluctant to hire military spouses	Gender		Member Location			
	Male	Female	50 States or District of Columbia		Overseas, American Samoa, Guam, US Virgin Islands, Puerto Rico	
Estimated Population						
Not Applicable†	17,622	181,142	163,866	34,898		
Not Responding on Item	1,893	14,032	13,808	2,117		
Responding on Item	39,614	418,452	395,874	62,178		
Major problem	6.1*	9.2	9.1	7.9		
	(4.2,8.7)	(8.5,9.9)	(8.4,9.8)	(6.4,9.6)		
Minor problem	8.8	17.0	16.6	14.1		
	(6.9,11.1)	(16.1,17.9)	(15.8,17.5)	(12.1,16.2)		
Not a problem	47.4	52.9	52.4	52.8		
	(43.6,51.3)	(51.4,54.3)	(50.9,53.8)	(49.6,55.9)		
Does not apply	37.7	21.0	21.9	25.3		
	(33.4,42.1)	(19.9,22.1)	(20.6,23.4)	(22.6,28.2)		

* Low precision or cell size between 30 and 59.

† Spouses who were not currently looking for employment or did not want or need to work (Q48=2).

Table 58.1
Ever Worked, Even for a Few Days: Spouses by Member Service.

	Total	DoD					Coast Guard
		Total	Army	Navy	Marine Corps	Air Force	
Estimated Population							
Not Applicable							
Not Responding on Item	8,766		3,179	1,642	723	3,065	157
Responding on Item	663,989	646,194	228,886	164,252	60,919	192,138	17,795
Yes	95.7 (95.3,96.1)	95.7 (95.3,96.1)	95.6 (94.7,96.3)	95.3 (94.4,96.1)	95.8 (94.4,96.8)	96.1 (95.3,96.8)	96.3 (95.0,97.3)
No	4.3 (3.9,4.7)	4.3 (4.0,4.7)	4.4 (3.7,5.3)	4.7 (3.9,5.6)	4.2 (3.2,5.6)	3.9 (3.3,4.7)	3.7* (2.7,5.0)

* Low precision or cell size between 30 and 59.

Table 58.2
Ever Worked, Even for a Few Days: Spouses by Member Paygrade.

	Enlisted						Warrant Officers	Officers			
	E1-E3	E4	E5-E6	E7-E9	W1-W5	O1-O3		O4-O6			
Estimated Population											
Not Applicable											
Not Responding on Item	279	1,399	3,706	1,810	138	905					
Responding on Item	30,484	89,240	279,678	121,523	13,749	70,261					
Yes	93.7 (92.1,95.0)	95.3 (94.1,96.3)	94.9 (94.1,95.7)	96.0 (95.2,96.7)	96.7 (95.4,97.6)	98.0 (97.2,98.6)					
No	6.3 (5.0,7.9)	4.7 (3.7,5.9)	5.1 (4.3,5.9)	4.0 (3.3,4.8)	3.3* (2.4,4.6)	2.0* (1.4,2.8)					

* Low precision or cell size between 30 and 59.

Table 58.3
Ever Worked, Even for a Few Days: Spouses by Gender and Member Location.

	Gender		Member Location		
	Male	Female	50 States or District of Columbia	Guam, US Virgin Islands, Puerto Rico	Overseas, American Samoa,
58. Have you ever worked, even for a few days?					
Estimated Population					
Not Applicable					
Not Responding on Item	1,675	7,091	7,090	1,676	
Responding on Item	57,454	606,535	566,458	97,517	
Yes	94.0 (92.1,95.5)	95.9 (95.4,96.2)	96.2 (95.8,96.5)	93.1 (92.0,94.0)	
No	6.0* (4.6,7.9)	4.1 (3.8,4.6)	3.9 (3.5,4.3)	7.0 (6.0,8.0)	

* Low precision or cell size between 30 and 59.

Table 59.1
Best Description of Current Chief Job Activity or Business: Spouses by Member Service.

	Total	DoD						Coast Guard
		Total	Army	Navy	Marine Corps	Air Force	Coast Guard	
Estimated Population								
Not Applicable†	28,584	27,926	10,173	7,684	2,574	7,496	658	
Not Responding on Item	53,990	52,767	20,484	12,757	4,310	15,216	1,223	
Responding on Item	590,180	574,109	201,408	145,453	54,758	172,490	16,071	
Clerical or Administrative Support	26.0 (25.2,26.9)	26.3 (24.9,27.9)	27.0 (25.3,28.6)	28.4 (26.4,30.4)	24.0 (22.5,25.6)	27.5 (25.1,29.9)		
Construction, Mining, or Drilling	0.4* (0.3,0.5)	NR (0.0,0.0)	NR (0.0,0.0)	NR (0.0,0.0)	NR (0.0,0.0)	NR (0.0,0.0)	NR (0.0,0.0)	
Craft or Precision Production	0.7 (0.6,0.9)	NR (0.0,0.0)	NR (0.0,0.0)	NR (0.0,0.0)	1.1* (0.7,1.6)	NR (0.0,0.0)	NR (0.0,0.0)	
Executive, Administrative, or Managerial	7.8 (7.3,8.3)	7.1 (6.4,7.9)	7.7 (6.8,8.7)	8.0 (6.7,9.6)	8.4 (7.4,9.6)	8.8 (7.4,10.4)		
Farming, Forestry, or Fishing	0.3* (0.2,0.4)	NR (0.0,0.0)	NR (0.0,0.0)	NR (0.0,0.0)	NR (0.0,0.0)	NR (0.0,0.0)	NR (0.0,0.0)	
Laborer, Helper, Handler, Equipment Cleaner	1.6 (1.3,1.9)	1.7 (1.4,2.1)	1.8* (1.1,3.0)	NR (0.0,0.0)	1.6* (1.3,2.1)	NR (0.0,0.0)	NR (0.0,0.0)	
Machine Operator, Assembler, or Inspector	0.9 (0.8,1.1)	1.2* (0.9,1.6)	0.9* (0.6,1.4)	NR (0.0,0.0)	NR (0.0,0.0)	NR (0.0,0.0)	NR (0.0,0.0)	
Mechanic or Repairer	1.1 (0.9,1.3)	1.0* (0.7,1.4)	NR (0.0,0.0)	NR (0.0,0.0)	1.7* (1.2,2.3)	NR (0.0,0.0)	NR (0.0,0.0)	
Professional	17.1 (16.3,17.9)	16.7 (15.6,17.9)	17.4 (15.9,18.9)	15.6 (13.9,17.4)	17.5 (16.0,19.1)	20.5 (18.3,23.0)		

NR: Not reported; cell size less than 30. * Low precision or cell size between 30 and 59.

†Spouses who had never worked (Q58=2).

Table 59.1 (continued)
Best Description of Current Chief Job Activity or Business: Spouses by Member Service.

	Total	DoD					Coast Guard
		Total	Army	Navy	Marine Corps	Air Force	
Estimated Population							
Not Applicable†	28,584		10,173	7,684	2,574	7,496	658
Not Responding on Item	53,990		20,484	12,757	4,310	15,216	1,223
Responding on Item	590,180	574,109	201,408	145,453	54,758	172,490	16,071
Protective Service	1.2 (1.0,1.5)	1.5* (1.1,2.0)	NR (0.0,0.0)	NR (0.0,0.0)	NR (0.0,0.0)	1.3* (0.9,1.9)	NR (0.0,0.0)
Sales	8.6 (8.1,9.1)	7.8 (7.0,8.6)	9.4 (8.3,10.7)	9.9 (8.5,11.5)	8.5 (7.5,9.5)	8.9 (7.3,10.8)	8.9 (7.3,10.8)
Service	16.1 (15.3,16.9)	17.2 (15.8,18.7)	16.0 (14.8,17.4)	16.3 (14.6,18.2)	14.9 (13.6,16.3)	15.1 (13.0,17.6)	15.1 (13.0,17.6)
Technician	5.8 (5.3,6.4)	5.7 (4.8,6.7)	5.7 (4.8,6.7)	4.5 (3.6,5.6)	6.7 (5.7,7.8)	5.1 (3.8,6.8)	5.1 (3.8,6.8)
Transportation or Material Moving	0.5* (0.4,0.6)	NR (0.0,0.0)	NR (0.0,0.0)	NR (0.0,0.0)	NR (0.0,0.0)	NR (0.0,0.0)	NR (0.0,0.0)
Other	12.0 (11.3,12.7)	11.9 (10.8,13.1)	11.2 (10.0,12.4)	13.6 (11.8,15.6)	12.4 (11.2,13.7)	10.1 (8.5,12.0)	10.1 (8.5,12.0)

NR: Not reported; cell size less than 30. * Low precision or cell size between 30 and 59.

†Spouses who had never worked (Q58=2).

Table 59.2
Best Description of Current Chief Job Activity or Business: Spouses by Member Paygrade.

	Enlisted						Warrant Officers		Officers	
	E1-E3	E4	E5-E6	E7-E9	W1-W5	O1-O3	O4-O6			
Estimated Population										
Not Applicable†	1,909	4,182	14,179	4,831	459	1,634	1,391			
Not Responding on Item	2,305	6,649	23,271	12,601	1,117	3,776	4,272			
Responding on Item	26,548	79,808	245,934	105,902	12,311	54,174	65,504			
Clerical or Administrative Support	27.3 (24.8,30.0)	28.1 (25.5,30.8)	28.2 (26.8,29.6)	29.7 (27.5,32.1)	29.0 (26.1,32.0)	16.9 (15.0,18.9)	16.0 (14.1,18.2)			
Construction, Mining, or Drilling	NR (0.0,0.0)	NR (0.0,0.0)	NR (0.0,0.0)	NR (0.0,0.0)	NR (0.0,0.0)	NR (0.0,0.0)	NR (0.0,0.0)			
Craft or Precision Production	NR (0.0,0.0)	NR (0.0,0.0)	NR (0.0,0.0)	NR (0.0,0.0)	NR (0.0,0.0)	NR (0.0,0.0)	NR (0.0,0.0)			
Executive, Administrative, or Managerial	4.2* (3.0,5.8)	4.4 (3.3,5.7)	7.0 (6.2,7.9)	9.0 (7.8,10.3)	9.3 (7.7,11.3)	12.5 (10.4,14.9)	10.1 (8.7,11.6)			
Farming, Forestry, or Fishing	NR (0.0,0.0)	NR (0.0,0.0)	NR (0.0,0.0)	NR (0.0,0.0)	NR (0.0,0.0)	NR (0.0,0.0)	NR (0.0,0.0)			
Laborer, Helper, Handler, Equipment Cleaner	NR (0.0,0.0)	1.7* (1.1,2.5)	1.8 (1.3,2.6)	2.0* (1.5,2.7)	NR (0.0,0.0)	NR (0.0,0.0)	NR (0.0,0.0)			
Machine Operator, Assembler, or Inspector	NR (0.0,0.0)	NR (0.0,0.0)	1.1* (0.8,1.5)	1.6* (1.2,2.3)	NR (0.0,0.0)	NR (0.0,0.0)	NR (0.0,0.0)			
Mechanic or Repairer	NR (0.0,0.0)	NR (0.0,0.0)	1.3* (1.0,1.7)	NR (0.0,0.0)	NR (0.0,0.0)	NR (0.0,0.0)	NR (0.0,0.0)			
Professional	4.1* (3.0,5.8)	7.2 (6.0,8.6)	11.1 (10.2,12.2)	15.0 (13.5,16.7)	19.0 (16.5,21.7)	38.4 (35.6,41.3)	42.3 (39.5,45.1)			

NR: Not reported; cell size less than 30. * Low precision or cell size between 30 and 59.

†Spouses who had never worked (Q58=2).

Table 59.2 (continued)
Best Description of Current Chief Job Activity or Business: Spouses by Member Paygrade.

	Enlisted						Warrant Officers		Officers	
	E1-E3	E4	E5-E6	E7-E9	W1-W5	O1-O3	O4-O6			
Estimated Population										
Not Applicable†	1,909	4,182	14,179	4,831	459	1,634	1,391			
Not Responding on Item	2,305	6,649	23,271	12,601	1,117	3,776	4,272			
Responding on Item	26,548	79,808	245,934	105,902	12,311	54,174	65,504			
Protective Service	NR (0.0,0.0)	NR (0.0,0.0)	1.5 (1.2,2.0)	NR (0.0,0.0)	NR (0.0,0.0)	NR (0.0,0.0)	NR (0.0,0.0)			
Sales	13.4 (11.5,15.7)	10.4 (8.9,12.1)	9.3 (8.3,10.4)	6.6 (5.7,7.6)	7.4 (5.9,9.3)	6.1 (4.8,7.7)	7.4 (6.1,9.0)			
Service	21.3 (18.8,24.1)	20.8 (18.4,23.5)	18.7 (17.4,20.0)	15.6 (14.1,17.3)	16.3 (14.1,18.8)	6.7 (5.4,8.2)	7.1 (5.9,8.6)			
Technician	6.1* (4.6,8.2)	6.0 (4.7,7.7)	6.3 (5.4,7.3)	5.8 (5.0,6.8)	5.3* (3.9,7.2)	5.3 (4.3,6.4)	4.4 (3.2,6.0)			
Transportation or Material Moving	NR (0.0,0.0)	NR (0.0,0.0)	NR (0.0,0.0)	NR (0.0,0.0)	NR (0.0,0.0)	NR (0.0,0.0)	NR (0.0,0.0)			
Other	16.0 (13.9,18.3)	14.8 (13.0,16.7)	12.0 (10.7,13.4)	10.7 (9.3,12.3)	9.2 (7.3,11.6)	10.9 (9.5,12.6)	10.2 (8.6,12.0)			

NR: Not reported; cell size less than 30. * Low precision or cell size between 30 and 59.

†Spouses who had never worked (Q58=2).

Table 59.3

Best Description of Current Chief Job Activity or Business: Spouses by Gender and Member Location.

	Gender		Member Location		
	Male	Female	50 States or District of Columbia	Overseas, American Samoa, Guam, US Virgin Islands, Puerto Rico	
Estimated Population					
Not Applicable†	3,450	25,134	21,809	6,776	
Not Responding on Item	6,741	47,250	46,419	7,557	
Responding on Item	48,938	541,242	505,320	84,860	
Clerical or Administrative Support	6.7*	27.8	26.1	25.8	
	(4.5,9.7)	(26.9,28.6)	(25.1,27.0)	(23.5,28.2)	
Construction, Mining, or Drilling	4.0*	NR	0.4*	NR	
	(2.8,5.7)	(0.0,0.0)	(0.3,0.6)	(0.0,0.0)	
Craft or Precision Production	NR	0.5	0.8	NR	
	(0.0,0.0)	(0.3,0.6)	(0.6,1.0)	(0.0,0.0)	
Executive, Administrative, or Managerial	10.8	7.5	7.9	7.1	
	(8.5,13.7)	(7.0,8.0)	(7.4,8.4)	(5.8,8.7)	
Farming, Forestry, or Fishing	NR	0.2*	0.3*	NR	
	(0.0,0.0)	(0.2,0.3)	(0.2,0.4)	(0.0,0.0)	
Laborer, Helper, Handler, Equipment Cleaner	4.9*	1.3	1.6	NR	
	(2.8,8.4)	(1.1,1.5)	(1.3,1.9)	(0.0,0.0)	
Machine Operator, Assembler, or Inspector	NR	0.9	1.0	NR	
	(0.0,0.0)	(0.7,1.1)	(0.8,1.2)	(0.0,0.0)	
Mechanic or Repairer	9.5	0.3*	1.0	NR	
	(7.5,11.8)	(0.2,0.5)	(0.8,1.2)	(0.0,0.0)	
Professional	10.7	17.7	17.3	16.1	
	(8.9,12.9)	(16.9,18.5)	(16.4,18.2)	(14.3,18.0)	

NR: Not reported; cell size less than 30. * Low precision or cell size between 30 and 59.

†Spouses who had never worked (Q58=2).

Table 59.3 (continued)
Best Description of Current Chief Job Activity or Business: Spouses by Gender and Member Location.

	Gender		Member Location			
	Male	Female	50 States or District of Columbia	Overseas, American Samoa, Guam, US Virgin Islands, Puerto Rico		
Estimated Population						
Not Applicable†	3,450	25,134	21,809	6,776		
Not Responding on Item	6,741	47,250	46,419	7,557		
Responding on Item	48,938	541,242	505,320	84,860		
Protective Service	7.0 (5.2,9.4)	0.7 (0.5,0.9)	1.2 (1.0,1.5)	NR (0.0,0.0)		
Sales	5.0* (3.5,7.0)	8.9 (8.4,9.5)	8.7 (8.2,9.3)	7.9 (6.8,9.2)		
Service	NR (0.0,0.0)	17.3 (16.6,18.1)	15.7 (14.9,16.6)	18.4 (16.2,20.9)		
Technician	12.8 (10.0,16.2)	5.2 (4.8,5.7)	5.8 (5.3,6.4)	6.1 (4.8,7.7)		
Transportation or Material Moving	3.0* (2.1,4.3)	NR (0.0,0.0)	0.5* (0.3,0.6)	NR (0.0,0.0)		
Other	16.9 (13.9,20.5)	11.5 (10.9,12.2)	11.9 (11.1,12.7)	12.3 (10.7,14.2)		

NR: Not reported; cell size less than 30. * Low precision or cell size between 30 and 59.

†Spouses who had never worked (Q58=2).

Table 60.1
Worked at a Job or Business Any Time During 1998: Spouses by Member Service.

	Total	DoD					Coast Guard
		Total	Army	Navy	Marine Corps	Air Force	
Estimated Population							
Not Applicable†	28,584	27,926	10,173	7,684	2,574	7,496	658
Not Responding on Item	31,435	30,638	11,655	6,653	3,041	9,289	797
Responding on Item	612,736	596,239	210,237	151,558	56,026	178,418	16,497
Yes	74.3 (73.4,75.2)	74.3 (73.4,75.2)	72.4 (70.8,73.9)	74.5 (72.7,76.2)	76.0 (73.7,78.1)	75.9 (74.3,77.4)	74.7 (72.1,77.1)
No	25.7 (24.9,26.6)	25.7 (24.9,26.6)	27.7 (26.2,29.2)	25.5 (23.9,27.3)	24.0 (21.9,26.3)	24.1 (22.6,25.7)	25.3 (22.9,27.9)

†Spouses who had never worked (Q58=2).

Table 60.2
Worked at a Job or Business Any Time During 1998: Spouses by Member Paygrade.

	Enlisted						Warrant Officers		Officers	
	E1-E3	E4	E5-E6	E7-E9	W1-W5	O1-O3	O4-O6			
Estimated Population										
Not Applicable†	1,909	4,182	14,179	4,831	459	1,634	1,391			
Not Responding on Item	1,137	3,243	12,992	7,816	642	2,381	3,223			
Responding on Item	27,717	83,214	256,212	110,687	12,786	55,568	66,552			
Yes	83.5 (80.8,85.9)	78.2 (75.8,80.4)	74.9 (73.6,76.2)	79.0 (77.2,80.7)	70.1 (67.2,72.8)	71.5 (68.7,74.1)	58.7 (55.5,61.8)			
No	16.5 (14.1,19.2)	21.8 (19.7,24.2)	25.1 (23.9,26.5)	21.0 (19.3,22.8)	29.9 (27.2,32.8)	28.5 (25.9,31.3)	41.3 (38.2,44.5)			

†Spouses who had never worked (Q58=2).

Table 60.3
Worked at a Job or Business Any Time During 1998: Spouses by Gender and Member Location.

	Gender		Member Location		
	Male	Female	50 States or District of Columbia	Guam, US Virgin Islands, Puerto Rico	Overseas, American Samoa,
60. Did you work at a job or business at any time during 1998?					
Estimated Population					
Not Applicable†	3,450	25,134	21,809	6,776	
Not Responding on Item	4,414	27,021	27,046	4,375	
Responding on Item	51,265	561,471	524,693	88,043	
Yes	89.0 (85.2,91.9)	73.0 (72.1,73.8)	74.6 (73.7,75.5)	72.2 (69.8,74.5)	
No	11.0 (8.1,14.8)	27.1 (26.2,28.0)	25.4 (24.5,26.3)	27.8 (25.5,30.2)	

†Spouses who had never worked (Q58=2).

Table 61.1
Total Weeks Worked During 1998: Spouses by Member Service.

	Total	DoD					Coast Guard
		Total	Army	Navy	Marine Corps	Air Force	
Estimated Population							
Not Applicable†	186,619	68,402	46,583	16,087	50,713	4,834	
Not Responding on Item	41,506	15,867	9,040	3,845	11,610	1,144	
Responding on Item	444,630	147,796	110,271	41,709	132,879	11,975	
1-13 weeks	7.7 (7.1,8.3)	8.3 (7.2,9.5)	7.0 (6.0,8.3)	8.1 (6.6,9.9)	7.5 (6.5,8.8)	6.5 (5.1,8.4)	
14-26 weeks	11.7 (10.9,12.5)	12.4 (11.3,13.6)	11.8 (10.3,13.4)	13.7 (11.8,15.7)	10.2 (8.8,11.8)	11.7 (9.8,14.0)	
27-39 weeks	9.9 (9.3,10.5)	10.6 (9.4,11.8)	9.2 (8.1,10.4)	11.7 (10.1,13.6)	9.1 (8.0,10.4)	10.8 (8.9,13.1)	
40-47 weeks	13.5 (12.8,14.3)	12.8 (11.7,14.0)	13.7 (12.0,15.5)	14.2 (12.5,16.0)	13.8 (12.5,15.2)	15.1 (12.7,17.8)	
48-49 weeks	6.0 (5.4,6.7)	5.6 (4.4,7.1)	8.1 (6.7,9.8)	5.5 (4.3,7.0)	4.8 (3.8,6.0)	6.7 (5.0,8.8)	
50-52 weeks	51.2 (49.8,52.6)	50.4 (47.8,52.9)	50.2 (48.1,52.3)	46.8 (43.9,49.7)	54.6 (52.2,56.9)	49.2 (45.7,52.8)	

†Spouses who had not worked at any time during 1998 (Q60=2 or Q61=0), including spouses who had never worked (Q58=2).

Table 61.2
Total Weeks Worked During 1998: Spouses by Member Paygrade.

	Enlisted						Warrant Officers		Officers	
	E1-E3	E4	E5-E6	E7-E9	W1-W5	O1-O3	O4-O6			
61. How many weeks did you work during 1998? (Count paid vacation, paid sick leave, and military service.)										
Estimated Population										
Not Applicable†	6,560	22,387	78,776	28,122	4,304	17,588	28,882			
Not Responding on Item	1,719	4,621	17,035	10,289	711	3,216	3,917			
Responding on Item	22,484	63,631	187,573	84,923	8,873	38,779	38,367			
1-13 weeks	6.4 (4.9,8.2)	11.3 (9.6,13.3)	7.0 (6.2,7.9)	6.3 (5.1,7.6)	6.1* (4.3,8.4)	8.2 (6.7,10.2)	8.6 (6.9,10.7)			
14-26 weeks	14.1 (11.8,16.9)	12.6 (10.7,14.8)	11.1 (9.9,12.3)	9.1 (7.8,10.5)	9.8 (7.6,12.5)	14.4 (12.3,16.8)	15.0 (12.6,17.8)			
27-39 weeks	15.6 (13.1,18.4)	10.9 (9.4,12.6)	9.4 (8.4,10.4)	7.5 (6.2,8.9)	10.2 (8.0,12.9)	11.6 (9.8,13.7)	11.2 (9.1,13.8)			
40-47 weeks	14.6 (12.5,17.0)	14.0 (12.2,16.0)	12.7 (11.6,14.0)	13.0 (11.3,14.9)	14.8 (12.1,17.9)	16.3 (14.1,18.8)	13.8 (11.5,16.4)			
48-49 weeks	8.3 (6.5,10.5)	6.4 (5.0,8.2)	6.5 (5.4,7.8)	5.3 (4.4,6.4)	3.7* (2.0,6.8)	4.5* (3.4,5.9)	4.9* (3.6,6.5)			
50-52 weeks	41.1 (37.7,44.5)	44.7 (41.7,47.8)	53.3 (51.6,55.0)	58.8 (56.1,61.5)	55.5 (51.9,59.1)	44.9 (41.4,48.5)	46.6 (41.6,51.5)			

* Low precision or cell size between 30 and 59.

† Spouses who had not worked at any time during 1998 (Q60=2 or Q61=0), including spouses who had never worked (Q58=2).

Table 61.3
Total Weeks Worked During 1998: Spouses by Gender and Member Location.

	Gender		Member Location		
	Male	Female	50 States or District of Columbia	Guam, US Virgin Islands, Puerto Rico	Overseas, American Samoa,
61. How many weeks did you work during 1998? (Count paid vacation, paid sick leave, and military service.)					
Estimated Population					
Not Applicable†	9,112	177,507	155,326	31,293	
Not Responding on Item	5,192	36,314	35,600	5,893	
Responding on Item	44,825	399,805	382,622	62,008	
1-13 weeks	NR (0.0,0.0)	8.3 (7.6,9.0)	7.5 (6.9,8.2)	8.7 (7.2,10.5)	
14-26 weeks	5.2* (3.8,7.2)	12.4 (11.6,13.2)	11.6 (10.8,12.4)	12.3 (10.5,14.5)	
27-39 weeks	5.2* (3.6,7.3)	10.4 (9.8,11.1)	9.8 (9.1,10.6)	10.5 (9.0,12.2)	
40-47 weeks	7.1 (5.3,9.4)	14.2 (13.5,15.0)	13.6 (12.8,14.4)	13.2 (11.3,15.4)	
48-49 weeks	4.9* (3.5,6.9)	6.1 (5.4,6.9)	5.9 (5.2,6.6)	6.8 (5.4,8.5)	
50-52 weeks	75.4 (71.9,78.5)	48.5 (47.2,49.8)	51.7 (50.1,53.2)	48.5 (45.3,51.6)	

NR: Not reported; cell size less than 30. * Low precision or cell size between 30 and 59.

†Spouses who had not worked at any time during 1998 (Q60=2 or Q61=0), including spouses who had never worked (Q58=2).

Table 62.1

Usual Hours Worked Each Week During 1998: Spouses by Member Service.

	Total	DoD					Coast Guard
		Total	Army	Navy	Marine Corps	Air Force	
Estimated Population							
Not Applicable†	186,444	68,419	46,470	16,087	50,634	4,834	
Not Responding on Item	35,474	13,202	7,948	3,121	10,158	1,045	
Responding on Item	450,837	150,444	111,476	42,434	134,410	12,074	
1-14 hours	4.1 (3.7,4.6)	3.6 (3.1,4.3)	4.2 (3.3,5.3)	3.5 (2.6,4.7)	4.8 (3.9,5.9)	4.6*	
15-34 hours	22.4 (21.4,23.4)	21.8 (20.3,23.3)	22.2 (20.4,24.2)	24.9 (23.0,26.9)	22.0 (20.5,23.7)	26.6 (23.6,29.7)	
35-44 hours	50.1 (48.8,51.4)	50.5 (48.2,52.8)	52.5 (50.2,54.9)	50.0 (47.3,52.6)	47.8 (45.9,49.8)	46.7 (43.2,50.1)	
45-54 hours	16.0 (15.0,17.0)	15.0 (13.1,17.1)	14.2 (12.8,15.8)	15.1 (13.5,17.0)	18.8 (17.2,20.6)	15.9 (13.5,18.7)	
55-99 hours	7.4 (6.6,8.4)	9.1 (7.7,10.7)	6.8 (5.4,8.5)	6.5 (5.3,7.9)	6.5 (5.3,7.9)	6.3 (4.8,8.2)	

* Low precision or cell size between 30 and 59.

† Spouses who had not worked at any time during 1998 (Q60=2 or Q62=0), including spouses who had never worked (Q58=2).

Table 62.2
Usual Hours Worked Each Week During 1998: Spouses by Member Paygrade.

	62. During the weeks you worked in 1998, how many hours did you usually work each week?						
	Enlisted			Warrant Officers	Officers		
	E1-E3	E4	E5-E6	E7-E9	W1-W5	O1-O3	O4-O6
Estimated Population							
Not Applicable†	6,533	22,387	78,663	28,159	4,283	17,536	28,882
Not Responding on Item	1,279	3,821	14,234	8,956	609	2,927	3,650
Responding on Item	22,952	64,431	190,487	86,218	8,995	39,120	38,634
1-14 hours	NR (0.0,0.0)	3.3* (2.4,4.6)	3.4 (2.8,4.2)	3.1 (2.4,4.2)	3.4* (2.4,4.8)	7.2 (5.7,9.0)	10.1 (8.1,12.6)
15-34 hours	23.6 (20.6,27.0)	20.5 (18.5,22.6)	21.2 (19.8,22.6)	22.3 (20.5,24.2)	22.3 (19.1,26.0)	23.3 (20.2,26.7)	30.1 (26.8,33.7)
35-44 hours	54.9 (51.5,58.2)	52.9 (50.0,55.7)	52.7 (51.1,54.3)	52.0 (49.0,54.9)	49.6 (45.8,53.5)	41.3 (38.1,44.5)	34.2 (30.9,37.7)
45-54 hours	14.1 (11.4,17.4)	15.8 (13.7,18.2)	16.0 (14.6,17.4)	16.2 (14.3,18.2)	16.0 (13.4,19.0)	16.5 (14.3,19.0)	16.4 (13.4,20.0)
55-99 hours	6.3* (4.6,8.5)	7.5 (6.0,9.4)	6.7 (5.7,7.9)	6.4 (4.6,8.8)	8.6 (6.1,12.1)	11.7 (9.3,14.8)	9.1 (6.2,13.2)

NR: Not reported; cell size less than 30. * Low precision or cell size between 30 and 59.

†Spouses who had not worked at any time during 1998 (Q60=2 or Q62=0), including spouses who had never worked (Q58=2).

Table 62.3

Usual Hours Worked Each Week During 1998: Spouses by Gender and Member Location.

	Gender		Member Location		
	Male	Female	50 States or District of Columbia	Guam, US Virgin Islands, Puerto Rico	Overseas, American Samoa,
62. During the weeks you worked in 1998, how many hours did you usually work each week?					
Estimated Population					
Not Applicable†	9,091	177,353	155,212	31,232	31,232
Not Responding on Item	4,641	30,833	30,531	4,929	4,929
Responding on Item	45,396	405,440	387,805	63,032	63,032
1-14 hours	NR (0.0,0.0)	4.5 (4.1,5.0)	4.0 (3.6,4.5)	4.8 (3.7,6.3)	4.8 (3.7,6.3)
15-34 hours	6.1* (4.5,8.2)	24.2 (23.2,25.2)	22.4 (21.4,23.5)	22.0 (19.4,24.9)	22.0 (19.4,24.9)
35-44 hours	39.2 (34.6,44.0)	51.3 (50.1,52.4)	50.2 (49.0,51.5)	49.0 (45.5,52.6)	49.0 (45.5,52.6)
45-54 hours	30.6 (27.4,34.0)	14.3 (13.5,15.3)	16.0 (14.9,17.1)	16.0 (13.6,18.8)	16.0 (13.6,18.8)
55-99 hours	23.4 (19.5,27.9)	5.6 (5.0,6.4)	7.3 (6.4,8.4)	8.1 (6.4,10.1)	8.1 (6.4,10.1)

NR: Not reported; cell size less than 30. * Low precision or cell size between 30 and 59.

†Spouses who had not worked at any time during 1998 (Q60=2 or Q62=0), including spouses who had never worked (Q58=2).

Table 63.1
Marketability of Work Skills: Spouses by Member Service.

	Total	DoD					Coast Guard
		Total	Army	Navy	Marine Corps	Air Force	
Estimated Population							
Not Applicable							
Not Responding on Item	6,374	1,928	1,548	611	2,194	93	
Responding on Item	666,381	230,137	164,346	61,031	193,008	17,859	
Readily marketable	53.0 (52.1,53.9)	53.6 (52.1,55.1)	53.3 (51.6,55.0)	53.1 (50.9,55.2)	52.0 (50.0,54.0)	52.9 (50.1,55.8)	
Likely to be marketable	28.6 (27.8,29.4)	28.6 (27.2,30.1)	28.8 (27.4,30.3)	28.7 (26.7,30.8)	28.3 (26.6,30.1)	28.5 (26.0,31.1)	
May or may not be marketable	14.7 (14.0,15.3)	14.1 (13.0,15.3)	13.9 (12.6,15.4)	14.6 (13.0,16.3)	15.9 (14.5,17.4)	15.6 (13.5,17.8)	
Not likely to be marketable	2.7 (2.4,3.0)	2.6 (2.1,3.1)	3.0 (2.4,3.7)	2.7* (2.0,3.5)	2.6 (2.1,3.3)	2.4* (1.6,3.5)	
Not marketable	1.1 (0.9,1.3)	1.1 (0.9,1.4)	1.0* (0.7,1.4)	NR (0.0,0.0)	1.2* (0.9,1.6)	NR (0.0,0.0)	

NR: Not reported; cell size less than 30. * Low precision or cell size between 30 and 59.

Table 63.2
Marketability of Work Skills: Spouses by Member Paygrade.

	Enlisted						Warrant Officers		Officers	
	E1-E3	E4	E5-E6	E7-E9	W1-W5	O1-O3	O4-O6			
Estimated Population										
Not Applicable	436	595	2,799	1,062	97	313	1,073			
Not Responding on Item	30,327	90,044	280,585	122,272	13,790	59,270	70,093			
Responding on Item	44.3	48.4	52.9	55.7	56.1	59.7	52.1			
Readily marketable	(41.0,47.7)	(45.4,51.3)	(51.2,54.6)	(53.7,57.6)	(53.0,59.2)	(57.3,62.0)	(49.4,54.8)			
Likely to be marketable	31.2	30.6	28.4	27.7	25.4	27.2	29.1			
	(28.5,34.0)	(28.0,33.3)	(27.0,29.9)	(25.6,29.8)	(22.7,28.3)	(24.9,29.6)	(26.9,31.3)			
May or may not be marketable	19.8	17.9	15.1	12.5	14.3	10.2	14.1			
	(17.7,22.1)	(16.1,19.9)	(14.0,16.3)	(11.3,13.9)	(12.0,16.9)	(8.8,11.9)	(12.5,15.8)			
Not likely to be marketable	NR	2.5*	2.5	2.8	2.8*	2.0*	4.3			
	(0.0,0.0)	(1.7,3.5)	(2.1,3.0)	(2.1,3.5)	(1.8,4.2)	(1.4,2.8)	(3.4,5.4)			
Not marketable	NR	NR	1.1*	1.4*	NR	NR	NR			
	(0.0,0.0)	(0.0,0.0)	(0.8,1.4)	(1.0,2.0)	(0.0,0.0)	(0.0,0.0)	(0.0,0.0)			

NR: Not reported; cell size less than 30. * Low precision or cell size between 30 and 59.

Table 63.3
Marketability of Work Skills: Spouses by Gender and Member Location.

	Gender		Member Location		
	Male	Female	50 States or District of Columbia	Overseas, American Samoa, Guam, US Virgin Islands, Puerto Rico	
63. How about your work skills? Do you think your skills are:					
Estimated Population					
Not Applicable					
Not Responding on Item	557	5,817	5,123	1,251	
Responding on Item	58,572	607,809	568,425	97,942	
Readily marketable	61.5 (57.2,65.7)	52.2 (51.2,53.1)	53.2 (52.3,54.2)	51.7 (49.1,54.2)	
Likely to be marketable	24.2 (20.4,28.4)	29.0 (28.2,29.9)	28.3 (27.5,29.2)	30.2 (27.8,32.7)	
May or may not be marketable	11.3 (9.2,13.7)	15.0 (14.4,15.6)	14.7 (14.0,15.5)	14.5 (12.9,16.2)	
Not likely to be marketable	NR (0.0,0.0)	2.8 (2.5,3.1)	2.7 (2.4,3.1)	2.6* (2.0,3.4)	
Not marketable	NR (0.0,0.0)	1.1 (0.9,1.3)	1.1 (0.9,1.3)	NR (0.0,0.0)	

NR: Not reported; cell size less than 30. * Low precision or cell size between 30 and 59.

Table 64.1
Marital Status: Spouses by Member Service.

	Total	DoD					Coast Guard
		Total	Army	Navy	Marine Corps	Air Force	
Estimated Population							
Not Applicable	0	0	0	0	0	0	0
Not Responding on Item	672,755	654,803	232,065	165,894	61,641	195,202	17,952
Responding on Item	100.0	100.0	100.0	100.0	100.0	100.0	100.0
Now married	(N/A,N/A)	(N/A,N/A)	(N/A,N/A)	(N/A,N/A)	(N/A,N/A)	(N/A,N/A)	(N/A,N/A)
Separated†	NR	NR	NR	NR	NR	NR	NR
	(0.0,0.0)	(0.0,0.0)	(0.0,0.0)	(0.0,0.0)	(0.0,0.0)	(0.0,0.0)	(0.0,0.0)
Divorced†	NR	NR	NR	NR	NR	NR	NR
	(0.0,0.0)	(0.0,0.0)	(0.0,0.0)	(0.0,0.0)	(0.0,0.0)	(0.0,0.0)	(0.0,0.0)
Widowed†	NR	NR	NR	NR	NR	NR	NR
	(0.0,0.0)	(0.0,0.0)	(0.0,0.0)	(0.0,0.0)	(0.0,0.0)	(0.0,0.0)	(0.0,0.0)

NR: Not reported; cell size less than 30.

†Spouses who marked separated, divorced, or widowed were ineligible for this survey and, therefore, are excluded.

Table 64.2
Marital Status: Spouses by Member Paygrade.

	Enlisted						Warrant Officers		Officers	
	E1-E3	E4	E5-E6	E7-E9	W1-W5	O1-O3	O4-O6			
Estimated Population										
Not Applicable	0	0	0	0	0	0	0			
Not Responding on Item	30,763	90,639	283,384	123,334	13,887	59,583	71,166			
Responding on Item	100.0	100.0	100.0	100.0	100.0	100.0	100.0			
Now married	(N/A,N/A)	(N/A,N/A)	(N/A,N/A)	(N/A,N/A)	(N/A,N/A)	(N/A,N/A)	(N/A,N/A)			
Separated†	NR	NR	NR	NR	NR	NR	NR			
	(0.0,0.0)	(0.0,0.0)	(0.0,0.0)	(0.0,0.0)	(0.0,0.0)	(0.0,0.0)	(0.0,0.0)			
Divorced†	NR	NR	NR	NR	NR	NR	NR			
	(0.0,0.0)	(0.0,0.0)	(0.0,0.0)	(0.0,0.0)	(0.0,0.0)	(0.0,0.0)	(0.0,0.0)			
Widowed†	NR	NR	NR	NR	NR	NR	NR			
	(0.0,0.0)	(0.0,0.0)	(0.0,0.0)	(0.0,0.0)	(0.0,0.0)	(0.0,0.0)	(0.0,0.0)			

NR: Not reported; cell size less than 30.

†Spouses who marked separated, divorced, or widowed were ineligible for this survey and, therefore, are excluded.

Table 64.3
Marital Status: Spouses by Gender and Member Location.

	Gender		Member Location	
	Male	Female	50 States or District of Columbia	Overseas, American Samoa, Guam, US Virgin Islands, Puerto Rico
64. What is your marital status?				
Estimated Population				
Not Applicable	0	0	0	0
Not Responding on Item	59,129	613,626	573,548	99,193
Responding on Item	100.0	100.0	100.0	100.0
Now married	(N/A,N/A)	(N/A,N/A)	(N/A,N/A)	(N/A,N/A)
Separated†	NR	NR	NR	NR
	(0.0,0.0)	(0.0,0.0)	(0.0,0.0)	(0.0,0.0)
Divorced†	NR	NR	NR	NR
	(0.0,0.0)	(0.0,0.0)	(0.0,0.0)	(0.0,0.0)
Widowed†	NR	NR	NR	NR
	(0.0,0.0)	(0.0,0.0)	(0.0,0.0)	(0.0,0.0)

NR: Not reported; cell size less than 30.

†Spouses who marked separated, divorced, or widowed were ineligible for this survey and, therefore, are excluded.

Table 65.1
Years Married: Spouses by Member Service.

	Total	DoD					Coast Guard
		Total	Army	Navy	Marine Corps	Air Force	
Estimated Population							
Not Applicable	388		41	115	28	195	9
Not Responding on Item	672,367	654,424	232,024	165,780	61,613	195,008	17,943
Responding on Item							
Less than 1 year	2.7 (2.4,2.9)	2.7 (2.5,2.9)	2.2 (1.8,2.7)	2.6 (2.1,3.1)	4.6 (3.8,5.5)	2.7 (2.3,3.3)	2.0* (1.5,2.8)
1-5 years	37.4 (36.7,38.1)	37.5 (36.7,38.2)	37.6 (36.1,39.1)	34.9 (33.2,36.5)	50.4 (48.1,52.7)	35.4 (33.9,36.9)	36.5 (33.8,39.3)
6-10 years	23.6 (22.9,24.3)	23.6 (22.9,24.3)	24.7 (23.2,26.2)	26.1 (24.5,27.8)	20.5 (18.5,22.8)	21.1 (19.6,22.6)	24.2 (21.7,26.9)
Over 10 years	36.3 (35.6,37.1)	36.3 (35.6,37.1)	35.5 (34.2,36.9)	36.5 (35.0,38.0)	24.5 (22.8,26.4)	40.8 (39.4,42.3)	37.3 (34.6,40.0)

* Low precision or cell size between 30 and 59.

Table 65.2
Years Married: Spouses by Member Paygrade.

	65. How many years have you been married to your current spouse [member]? (If divorced/widowed, please answer for your last marriage.)					
	Enlisted			Warrant Officers		Officers
	E1-E3	E4	E5-E6	E7-E9	W1-W5	O1-O3 O4-O6
Estimated Population						
Not Applicable						
Not Responding on Item	0	23	179	176	9	0
Responding on Item	30,763	90,615	283,205	123,157	13,878	59,583 71,166
Less than 1 year	15.4 (13.5,17.5)	5.4 (4.4,6.8)	1.7 (1.4,2.2)	NR (0.0,0.0)	NR (0.0,0.0)	2.9* (2.2,3.9)
1-5 years	78.8 (76.1,81.2)	81.4 (79.4,83.2)	36.2 (34.7,37.7)	10.9 (9.5,12.4)	15.1 (12.9,17.6)	48.4 (45.9,50.9)
6-10 years	4.6* (3.4,6.2)	11.3 (9.8,12.9)	32.6 (31.2,34.0)	17.6 (15.8,19.5)	20.5 (17.9,23.4)	29.2 (27.0,31.4)
Over 10 years	NR (0.0,0.0)	2.0* (1.4,2.7)	29.6 (28.3,30.9)	70.6 (68.3,72.8)	63.9 (60.9,66.9)	19.5 (17.6,21.6)

NR: Not reported; cell size less than 30. * Low precision or cell size between 30 and 59.

Table 65.3
Years Married: Spouses by Gender and Member Location.

	Gender		Member Location		
	Male	Female	50 States or District of Columbia	Guam, US Virgin Islands, Puerto Rico	Overseas, American Samoa,
65. How many years have you been married to your current spouse [member]? (If divorced/widowed, please answer for your last marriage.)					
Estimated Population					
Not Applicable					
Not Responding on Item	0	388	280	107	
Responding on Item	59,129	613,238	573,268	99,086	
Less than 1 year	4.0*	2.5	2.7	2.3*	
	(2.8,5.7)	(2.3,2.8)	(2.5,3.0)	(1.8,3.1)	
1-5 years	47.3	36.5	37.1	39.2	
	(43.8,50.8)	(35.7,37.3)	(36.4,37.9)	(37.2,41.2)	
6-10 years	19.9	23.9	23.3	25.0	
	(17.2,23.0)	(23.3,24.6)	(22.5,24.2)	(23.2,27.0)	
Over 10 years	28.9	37.1	36.8	33.5	
	(25.4,32.6)	(36.3,37.8)	(36.0,37.7)	(31.6,35.4)	

* Low precision or cell size between 30 and 59.

Table 66.1
Number of Times Divorced: Spouses by Member Service.

	Total	DoD					Coast Guard
		Army	Navy	Marine Corps	Air Force		
66. How many times have you been divorced?							
Estimated Population							
Not Applicable							
Not Responding on Item	2,189	457	822	85	802	24	
Responding on Item	670,566	231,608	165,072	61,556	194,400	17,928	
None	80.3 (79.5,81.1)	79.1 (77.7,80.4)	81.7 (80.2,83.1)	83.0 (81.4,84.6)	79.4 (77.8,81.0)	82.7 (80.7,84.5)	
1	16.8 (16.0,17.6)	17.8 (16.5,19.1)	15.3 (14.1,16.7)	14.6 (13.0,16.4)	17.7 (16.2,19.3)	14.6 (12.8,16.5)	
2	2.6 (2.3,2.9)	2.8 (2.3,3.3)	2.5 (2.0,3.3)	2.1* (1.6,2.8)	2.5 (2.0,3.2)	2.2* (1.6,3.0)	
3 or more	0.4 (0.3,0.5)	NR (0.0,0.0)	NR (0.0,0.0)	NR (0.0,0.0)	NR (0.0,0.0)	NR (0.0,0.0)	

NR: Not reported; cell size less than 30. * Low precision or cell size between 30 and 59.

Table 66.2
Number of Times Divorced: Spouses by Member Paygrade.

	Enlisted						Warrant Officers	Officers
	E1-E3	E4	E5-E6	E7-E9	W1-W5	O1-O3		
66. How many times have you been divorced?								
Estimated Population								
Not Applicable								
Not Responding on Item	18	154	899	378	85	174	480	
Responding on Item	30,745	90,484	282,485	122,955	13,802	59,409	70,686	
None	91.7 (89.3,93.7)	85.9 (84.0,87.6)	77.8 (76.4,79.0)	74.9 (72.8,77.0)	75.6 (72.7,78.3)	86.8 (84.6,88.8)	83.1 (81.0,85.0)	
1	7.4 (5.5,9.8)	12.5 (10.9,14.3)	18.9 (17.8,20.0)	20.8 (18.9,22.8)	19.3 (16.9,21.9)	11.7 (9.9,13.8)	14.7 (13.0,16.7)	
2	NR (0.0,0.0)	NR (0.0,0.0)	3.0 (2.5,3.6)	3.9 (3.1,4.9)	4.3 (3.3,5.7)	NR (0.0,0.0)	2.0* (1.4,2.8)	
3 or more	NR (0.0,0.0)	NR (0.0,0.0)	NR (0.0,0.0)	NR (0.0,0.0)	NR (0.0,0.0)	NR (0.0,0.0)	NR (0.0,0.0)	

NR: Not reported; cell size less than 30. * Low precision or cell size between 30 and 59.

Table 66.3
Number of Times Divorced: Spouses by Gender and Member Location.

	Gender		Member Location	
	Male	Female	50 States or District of Columbia	Overseas, American Samoa, Guam, US Virgin Islands, Puerto Rico
66. How many times have you been divorced?				
Estimated Population				
Not Applicable				
Not Responding on Item	279	1,910	1,889	300
Responding on Item	58,850	611,716	571,659	98,893
None	68.3 (64.4,71.9)	81.5 (80.7,82.2)	80.0 (79.1,80.9)	81.8 (79.7,83.7)
1	26.1 (22.7,29.8)	15.9 (15.1,16.6)	17.0 (16.1,17.8)	15.7 (14.0,17.6)
2	4.9* (3.5,7.0)	2.3 (2.1,2.6)	2.6 (2.3,2.9)	2.2* (1.6,3.1)
3 or more	NR (0.0,0.0)	0.3* (0.2,0.5)	0.4* (0.3,0.5)	NR (0.0,0.0)

NR: Not reported; cell size less than 30. * Low precision or cell size between 30 and 59.

Table 67.1
Children in Residence From Previous Relationship: Spouses by Member Service.

	Total	DoD					Coast Guard
		Total	Army	Navy	Marine Corps	Air Force	
Estimated Population							
Not Applicable							
Not Responding on Item	3,378	682	1,174	186	1,202	134	
Responding on Item	669,377	231,383	164,720	61,455	194,000	17,818	
Yes, from my previous relationship(s)	12.3 (11.8,12.8)	13.2 (12.1,14.3)	13.2 (12.0,14.4)	12.9 (11.2,14.8)	10.4 (9.3,11.5)	10.7 (9.0,12.7)	
Yes, from my spouse's [member's] previous relationship(s)	4.0 (3.6,4.4)	4.7 (4.0,5.6)	3.3 (2.7,4.1)	3.1 (2.3,4.0)	4.0 (3.2,5.0)	2.9* (2.1,3.9)	
No	84.9 (84.3,85.5)	83.5 (82.1,84.8)	84.6 (83.3,85.7)	84.9 (82.8,86.8)	86.7 (85.3,88.0)	87.1 (85.0,88.9)	

* Low precision or cell size between 30 and 59.

Table 67.2
Children in Residence From Previous Relationship: Spouses by Member Paygrade.

	Enlisted						Warrant Officers		Officers	
	E1-E3	E4	E5-E6	E7-E9	W1-W5	O1-O3	O4-O6			
Estimated Population										
Not Applicable										
Not Responding on Item	116	426	1,579	388	28	615	226			
Responding on Item	30,646	90,213	281,805	122,945	13,860	58,968	70,940			
Yes, from my previous relationship(s)	10.2 (8.5,12.1)	13.8 (12.1,15.6)	15.5 (14.4,16.6)	12.3 (11.1,13.7)	11.2 (9.2,13.6)	5.6 (4.6,6.7)	4.3 (3.4,5.5)			
Yes, from my spouse's [member's] previous relationship(s)	NR (0.0,0.0)	2.3* (1.6,3.2)	4.9 (4.1,5.8)	5.5 (4.6,6.6)	4.7 (3.6,6.2)	NR (0.0,0.0)	2.5* (1.8,3.5)			
No	88.1 (86.0,89.9)	84.4 (82.5,86.2)	81.1 (79.7,82.3)	84.0 (82.3,85.5)	85.7 (83.1,88.0)	93.3 (92.0,94.4)	93.9 (92.4,95.2)			

NR: Not reported; cell size less than 30. * Low precision or cell size between 30 and 59.

Table 67.3
Children in Residence From Previous Relationship: Spouses by Gender and Member Location.

	Gender		Member Location		
	Male	Female	50 States or District of Columbia	Guam, US Virgin Islands, Puerto Rico	Overseas, American Samoa
67. Are any children residing in your home from a previous relationship of you or your spouse [member]? (MARK ALL THAT APPLY.)					
Estimated Population					
Not Applicable					
Not Responding on Item	276	3,102	2,854	524	
Responding on Item	58,853	610,524	570,694	98,670	
Yes, from my previous relationship(s)	4.3*	13.0	12.5	11.2	
	(3.1,5.9)	(12.5,13.6)	(11.9,13.1)	(9.7,12.9)	
Yes, from my spouse's [member's] previous relationship(s)	12.1	3.2	4.1	3.2	
	(9.8,14.8)	(2.8,3.6)	(3.6,4.6)	(2.4,4.3)	
No	84.6	84.9	84.6	86.6	
	(81.7,87.1)	(84.3,85.5)	(83.9,85.3)	(84.9,88.2)	

* Low precision or cell size between 30 and 59.

Table 68.1
Children or Other Legal Dependents: Spouses by Member Service.

	Total	DoD					Coast Guard
		Army	Navy	Marine Corps	Air Force		
68. Do you have a child, children or other legal dependents based on the definition above?							
Estimated Population							
Not Applicable	3,463	1,185	1,092	306	872	9	
Not Responding on Item	669,292	230,880	164,803	61,336	194,330	17,943	
Responding on Item	76.2	76.9	77.0	73.9	75.6	75.3	
Yes	(75.3,77.2)	(75.2,78.6)	(75.5,78.5)	(71.8,76.0)	(73.9,77.2)	(72.7,77.7)	
No	23.8	23.1	23.0	26.1	24.4	24.7	
	(22.8,24.8)	(21.4,24.8)	(21.5,24.5)	(24.0,28.2)	(22.8,26.1)	(22.3,27.3)	

Table 68.2

Children or Other Legal Dependents: Spouses by Member Paygrade.

	Enlisted						Warrant Officers	Officers			
	E1-E3	E4	E5-E6	E7-E9	W1-W5	O1-O3		O4-O6			
68. Do you have a child, children or other legal dependents based on the definition above?											
Estimated Population											
Not Applicable											
Not Responding on Item	141	387	1,819	629	89	308					
Responding on Item	30,622	90,252	281,565	122,704	13,798	70,858					
Yes	55.4 (52.2,58.7)	67.5 (64.8,70.0)	79.8 (78.1,81.3)	83.3 (81.7,84.8)	77.9 (75.1,80.5)	81.8 (79.6,83.8)	61.9 (59.4,64.3)	38.1 (35.7,40.6)	18.2 (16.2,20.5)		
No	44.6 (41.3,47.8)	32.5 (30.0,35.2)	20.2 (18.7,21.9)	16.7 (15.2,18.3)	22.1 (19.5,24.9)						

Table 68.3
Children or Other Legal Dependents: Spouses by Gender and Member Location.

	Gender		Member Location		
	Male	Female	50 States or District of Columbia	Guam, US Virgin Islands, Puerto Rico	Overseas, American Samoa,
68. Do you have a child, children or other legal dependents based on the definition above?					
Estimated Population					
Not Applicable					
Not Responding on Item	104	3,360	3,103	360	
Responding on Item	59,025	610,266	570,445	98,833	
Yes	64.4 (60.1,68.5)	77.4 (76.4,78.3)	76.6 (75.6,77.5)	74.4 (72.2,76.5)	
No	35.6 (31.5,39.9)	22.6 (21.7,23.6)	23.4 (22.5,24.4)	25.6 (23.5,27.8)	

Table 69a.1
Number of Children or Other Legal Dependents Under 1 Year Old: Spouses by Member Service.

		DoD					
		Total	Army	Navy	Marine Corps	Air Force	Coast Guard
Estimated Population							
	Not Applicable						
	Not Responding on Item	129,569	49,464	33,255	11,147	32,570	3,133
	Responding on Item	543,186	182,601	132,639	50,494	162,633	14,819
	None†	86.0 (85.3,86.6)	85.7 (84.5,86.8)	86.1 (84.5,87.5)	79.8 (77.5,81.8)	88.1 (86.8,89.4)	85.9 (83.7,87.9)
1		13.8 (13.2,14.5)	14.1 (13.1,15.2)	13.7 (12.3,15.3)	19.9 (17.9,22.1)	11.7 (10.4,13.0)	13.9 (11.9,16.2)
2		NR (0.0,0.0)	NR (0.0,0.0)	NR (0.0,0.0)	NR (0.0,0.0)	NR (0.0,0.0)	NR (0.0,0.0)
3		NR (0.0,0.0)	NR (0.0,0.0)	NR (0.0,0.0)	NR (0.0,0.0)	NR (0.0,0.0)	NR (0.0,0.0)
4		NR (0.0,0.0)	NR (0.0,0.0)	NR (0.0,0.0)	NR (0.0,0.0)	NR (0.0,0.0)	NR (0.0,0.0)
5 or more		NR (0.0,0.0)	NR (0.0,0.0)	NR (0.0,0.0)	NR (0.0,0.0)	NR (0.0,0.0)	NR (0.0,0.0)

NR: Not reported; cell size less than 30.

†"None" includes spouses with no children or other legal dependents (Q68=2).

Table 69a.2
Number of Children or Other Legal Dependents Under 1 Year Old: Spouses by Member Paygrade.

	69a. How many children or other legal dependents do you have in each age group? (MARK ONE ANSWER IN EACH ROW.) Under 1 year old						
	Enlisted			Warrant Officers		Officers	
	E1-E3	E4	E5-E6	E7-E9	W1-W5	O1-O3	O4-O6
Estimated Population							
Not Applicable							
Not Responding on Item	2,283	10,380	59,650	34,810	3,060	5,501	13,886
Responding on Item	28,479	80,259	223,733	88,524	10,827	54,082	57,280
None†	75.7 (72.7,78.5)	76.7 (74.4,78.8)	85.9 (84.8,87.0)	95.0 (93.9,95.9)	92.7 (90.4,94.4)	82.2 (80.1,84.2)	92.6 (91.1,93.9)
1	24.1 (21.3,27.1)	23.1 (20.9,25.3)	13.9 (12.9,15.0)	5.0 (4.1,6.0)	7.4 (5.6,9.7)	17.5 (15.6,19.6)	7.0 (5.7,8.5)
2	NR (0.0,0.0)	NR (0.0,0.0)	NR (0.0,0.0)	NR (0.0,0.0)	NR (0.0,0.0)	NR (0.0,0.0)	NR (0.0,0.0)
3	NR (0.0,0.0)	NR (0.0,0.0)	NR (0.0,0.0)	NR (0.0,0.0)	NR (0.0,0.0)	NR (0.0,0.0)	NR (0.0,0.0)
4	NR (0.0,0.0)	NR (0.0,0.0)	NR (0.0,0.0)	NR (0.0,0.0)	NR (0.0,0.0)	NR (0.0,0.0)	NR (0.0,0.0)
5 or more	NR (0.0,0.0)	NR (0.0,0.0)	NR (0.0,0.0)	NR (0.0,0.0)	NR (0.0,0.0)	NR (0.0,0.0)	NR (0.0,0.0)

NR: Not reported; cell size less than 30.

†"None" includes spouses with no children or other legal dependents (Q68=2).

Table 69a.3
Number of Children or Other Legal Dependents Under 1 Year Old: Spouses by Gender and Member Location.

	Gender		Member Location		
	Male	Female	50 States or District of Columbia	Overseas, American Samoa, Guam, US Virgin Islands, Puerto Rico	
69a. How many children or other legal dependents do you have in each age group? (MARK ONE ANSWER IN EACH ROW.) Under 1 year old					
Estimated Population					
Not Applicable					
Not Responding on Item	11,915	117,654	110,181	19,388	
Responding on Item	47,214	495,972	463,367	79,805	
None†	88.4 (85.6,90.8)	85.7 (85.1,86.4)	86.1 (85.5,86.8)	85.0 (82.9,87.0)	
1	11.4 (9.1,14.2)	14.1 (13.4,14.7)	13.7 (13.0,14.3)	14.7 (12.8,16.9)	
2	NR (0.0,0.0)	NR (0.0,0.0)	NR (0.0,0.0)	NR (0.0,0.0)	
3	NR (0.0,0.0)	NR (0.0,0.0)	NR (0.0,0.0)	NR (0.0,0.0)	
4	NR (0.0,0.0)	NR (0.0,0.0)	NR (0.0,0.0)	NR (0.0,0.0)	
5 or more	NR (0.0,0.0)	NR (0.0,0.0)	NR (0.0,0.0)	NR (0.0,0.0)	

NR: Not reported; cell size less than 30.

†"None" includes spouses with no children or other legal dependents (Q68=2).

Table 69b.1
Number of Children or Other Legal Dependents 1 Year to Under 2 Years Old: Spouses by Member Service.

	Total	DoD					Coast Guard
		Total	Army	Navy	Marine Corps	Air Force	
Estimated Population							
Not Applicable	126,773		50,339	32,335	10,347	30,634	3,117
Not Responding on Item	545,982	531,147	181,726	133,559	51,294	164,568	14,834
Responding on Item	85.2	85.2	85.0	85.3	81.7	86.4	84.7
None†	(84.5,85.8)	(84.5,85.8)	(83.6,86.2)	(83.8,86.7)	(79.6,83.6)	(85.2,87.5)	(82.1,87.1)
1	14.6	14.6	14.6	14.6	18.2	13.3	14.8
	(13.9,15.2)	(13.9,15.2)	(13.5,15.9)	(13.2,16.1)	(16.3,20.3)	(12.2,14.5)	(12.5,17.4)
2	NR	NR	NR	NR	NR	NR	NR
	(0.0,0.0)	(0.0,0.0)	(0.0,0.0)	(0.0,0.0)	(0.0,0.0)	(0.0,0.0)	(0.0,0.0)
3	NR	NR	NR	NR	NR	NR	NR
	(0.0,0.0)	(0.0,0.0)	(0.0,0.0)	(0.0,0.0)	(0.0,0.0)	(0.0,0.0)	(0.0,0.0)
4	NR	NR	NR	NR	NR	NR	NR
	(0.0,0.0)	(0.0,0.0)	(0.0,0.0)	(0.0,0.0)	(0.0,0.0)	(0.0,0.0)	(0.0,0.0)
5 or more	NR	NR	NR	NR	NR	NR	NR
	(0.0,0.0)	(0.0,0.0)	(0.0,0.0)	(0.0,0.0)	(0.0,0.0)	(0.0,0.0)	(0.0,0.0)

NR: Not reported; cell size less than 30.

†"None" includes spouses with no children or other legal dependents (Q68=2).

Table 69b.2
Number of Children or Other Legal Dependents 1 Year to Under 2 Years Old: Spouses by Member Paygrade.

69b. How many children or other legal dependents do you have in each age group? (MARK ONE ANSWER IN EACH ROW.) 1 year to under 2 years old

	Enlisted					Warrant Officers	Officers	
	E1-E3	E4	E5-E6	E7-E9	W1-W5		O1-O3	O4-O6
Estimated Population								
Not Applicable								
Not Responding on Item	2,257	9,187	58,690	34,132	3,045	5,390	14,073	
Responding on Item	28,506	81,451	224,694	89,202	10,843	54,193	57,093	
None†	82.4 (80.2,84.3)	76.4 (74.0,78.7)	83.9 (82.5,85.1)	93.2 (91.2,94.8)	92.4 (90.1,94.2)	83.9 (81.9,85.7)	91.3 (88.9,93.2)	
1	17.4 (15.3,19.6)	23.2 (21.0,25.6)	15.8 (14.6,17.0)	6.7 (5.2,8.7)	7.4 (5.6,9.8)	15.8 (14.0,17.9)	8.5 (6.7,10.8)	
2	NR (0.0,0.0)	NR (0.0,0.0)	NR (0.0,0.0)	NR (0.0,0.0)	NR (0.0,0.0)	NR (0.0,0.0)	NR (0.0,0.0)	
3	NR (0.0,0.0)	NR (0.0,0.0)	NR (0.0,0.0)	NR (0.0,0.0)	NR (0.0,0.0)	NR (0.0,0.0)	NR (0.0,0.0)	
4	NR (0.0,0.0)	NR (0.0,0.0)	NR (0.0,0.0)	NR (0.0,0.0)	NR (0.0,0.0)	NR (0.0,0.0)	NR (0.0,0.0)	
5 or more	NR (0.0,0.0)	NR (0.0,0.0)	NR (0.0,0.0)	NR (0.0,0.0)	NR (0.0,0.0)	NR (0.0,0.0)	NR (0.0,0.0)	

NR: Not reported; cell size less than 30.

†"None" includes spouses with no children or other legal dependents (Q68=2).

Table 69b.3
Number of Children or Other Legal Dependents 1 Year to Under 2 Years Old: Spouses by Gender and Member Location.

	Gender		Member Location			
	Male	Female	50 States or District of Columbia	Overseas, American Samoa, Guam, US Virgin Islands, Puerto Rico		
69b. How many children or other legal dependents do you have in each age group? (MARK ONE ANSWER IN EACH ROW.) 1 year to under 2 years old						
Estimated Population						
Not Applicable						
Not Responding on Item	11,086	115,687	108,125	18,649		
Responding on Item	48,042	497,939	465,423	80,544		
None†	84.6 (80.8,87.7)	85.2 (84.5,85.9)	85.3 (84.5,86.0)	84.5 (82.6,86.2)		
1	14.5 (11.3,18.4)	14.6 (13.9,15.3)	14.5 (13.8,15.2)	15.0 (13.3,16.9)		
2	NR (0.0,0.0)	NR (0.0,0.0)	NR (0.0,0.0)	NR (0.0,0.0)		
3	NR (0.0,0.0)	NR (0.0,0.0)	NR (0.0,0.0)	NR (0.0,0.0)		
4	NR (0.0,0.0)	NR (0.0,0.0)	NR (0.0,0.0)	NR (0.0,0.0)		
5 or more	NR (0.0,0.0)	NR (0.0,0.0)	NR (0.0,0.0)	NR (0.0,0.0)		

NR: Not reported; cell size less than 30.

†"None" includes spouses with no children or other legal dependents (Q68=2).

Table 69c.1
Number of Children or Other Legal Dependents 2-5 Years Old: Spouses by Member Service.

	Total	DoD					Coast Guard
		Total	Army	Navy	Marine Corps	Air Force	
Estimated Population							
Not Applicable							
Not Responding on Item	91,205	88,916	34,548	23,952	7,499	22,916	2,289
Responding on Item	581,550	565,887	197,517	141,942	54,142	172,286	15,663
None†	62.7 (61.6,63.7)	62.6 (61.6,63.7)	61.0 (59.4,62.6)	61.4 (59.6,63.2)	63.5 (61.0,65.9)	65.2 (63.3,67.2)	63.9 (60.7,66.9)
1	30.8 (29.9,31.8)	30.8 (29.9,31.8)	31.5 (30.0,33.1)	32.4 (30.8,34.0)	30.5 (28.1,33.0)	28.9 (27.0,30.9)	29.8 (26.8,32.9)
2	6.2 (5.7,6.7)	6.2 (5.7,6.7)	7.1 (6.3,8.1)	5.7 (4.9,6.6)	5.9 (4.8,7.3)	5.7 (4.8,6.7)	5.9 (4.6,7.6)
3	0.3* (0.2,0.4)	0.3* (0.2,0.4)	NR (0.0,0.0)	NR (0.0,0.0)	NR (0.0,0.0)	NR (0.0,0.0)	NR (0.0,0.0)
4	NR (0.0,0.0)	NR (0.0,0.0)	NR (0.0,0.0)	NR (0.0,0.0)	NR (0.0,0.0)	NR (0.0,0.0)	NR (0.0,0.0)
5 or more	NR (0.0,0.0)	NR (0.0,0.0)	NR (0.0,0.0)	NR (0.0,0.0)	NR (0.0,0.0)	NR (0.0,0.0)	NR (0.0,0.0)

NR: Not reported; cell size less than 30. * Low precision or cell size between 30 and 59.

† "None" includes spouses with no children or other legal dependents (Q68=2).

Table 69c.2

Number of Children or Other Legal Dependents 2-5 Years Old: Spouses by Member Paygrade.

	69c. How many children or other legal dependents do you have in each age group? (MARK ONE ANSWER IN EACH ROW.) 2-5 years old						
	Enlisted			Warrant Officers		Officers	
	E1-E3	E4	E5-E6	E7-E9	W1-W5	O1-O3	O4-O6
Estimated Population							
Not Applicable							
Not Responding on Item	1,742	6,232	37,219	29,096	2,457	3,533	10,926
Responding on Item	29,021	84,407	246,164	94,238	11,431	56,050	60,240
None†	75.2 (72.0,78.1)	62.1 (58.8,65.3)	55.2 (53.5,57.0)	73.7 (71.4,75.9)	73.0 (69.8,76.0)	65.8 (63.1,68.4)	65.6 (63.0,68.1)
1	21.9 (19.3,24.7)	30.6 (27.7,33.7)	37.4 (35.8,39.1)	22.0 (20.1,24.1)	22.9 (20.0,26.1)	27.8 (25.3,30.5)	26.4 (23.8,29.1)
2	2.8* (1.9,4.1)	6.8 (5.6,8.4)	7.0 (6.2,7.8)	4.1 (3.2,5.1)	3.8* (2.7,5.4)	6.2 (5.1,7.5)	7.8 (6.5,9.3)
3	NR (0.0,0.0)	NR (0.0,0.0)	NR (0.0,0.0)	NR (0.0,0.0)	NR (0.0,0.0)	NR (0.0,0.0)	NR (0.0,0.0)
4	NR (0.0,0.0)	NR (0.0,0.0)	NR (0.0,0.0)	NR (0.0,0.0)	NR (0.0,0.0)	NR (0.0,0.0)	NR (0.0,0.0)
5 or more	NR (0.0,0.0)	NR (0.0,0.0)	NR (0.0,0.0)	NR (0.0,0.0)	NR (0.0,0.0)	NR (0.0,0.0)	NR (0.0,0.0)

NR: Not reported; cell size less than 30. * Low precision or cell size between 30 and 59.

† "None" includes spouses with no children or other legal dependents (Q68=2).

Table 69c.3
Number of Children or Other Legal Dependents 2-5 Years Old: Spouses by Gender and Member Location.

69c. How many children or other legal dependents do you have in each age group? (MARK ONE ANSWER IN EACH ROW.) 2-5 years old	Gender		Member Location			
	Male	Female	50 States or District of Columbia		Overseas, American Samoa, Guam, US Virgin Islands, Puerto Rico	
Estimated Population						
Not Applicable						
Not Responding on Item	7,963	83,241	78,212	12,993		
Responding on Item	51,165	530,385	495,336	86,200		
None†	69.8 (65.4,73.8)	62.0 (60.9,63.1)	62.8 (61.7,63.9)	61.8 (59.0,64.5)		
1	26.2 (22.6,30.1)	31.3 (30.3,32.3)	30.8 (29.8,31.8)	31.0 (28.5,33.6)		
2	4.0* (2.8,5.9)	6.4 (5.9,7.0)	6.1 (5.6,6.6)	7.1 (5.6,8.9)		
3	NR (0.0,0.0)	0.3* (0.2,0.5)	0.3* (0.2,0.5)	NR (0.0,0.0)		
4	NR (0.0,0.0)	NR (0.0,0.0)	NR (0.0,0.0)	NR (0.0,0.0)		
5 or more	NR (0.0,0.0)	NR (0.0,0.0)	NR (0.0,0.0)	NR (0.0,0.0)		

NR: Not reported; cell size less than 30. * Low precision or cell size between 30 and 59.
 †"None" includes spouses with no children or other legal dependents (Q68=2).

Table 69d.1
Number of Children or Other Legal Dependents 6-13 Years Old: Spouses by Member Service.

	Total	DoD					Coast Guard
		Total	Army	Navy	Marine Corps	Air Force	
Estimated Population							
Not Applicable							
Not Responding on Item	59,684	58,227	22,913	15,408	6,452	13,453	1,457
Responding on Item	613,071	596,576	209,152	150,486	55,189	181,749	16,495
None†	54.1 (53.0,55.1)	54.0 (53.0,55.1)	52.6 (50.8,54.3)	52.4 (50.4,54.4)	62.7 (60.1,65.2)	54.5 (52.5,56.4)	55.6 (52.8,58.3)
1	27.1 (26.1,28.1)	27.1 (26.1,28.1)	28.3 (26.6,29.9)	27.8 (26.1,29.5)	22.8 (20.7,25.0)	26.4 (24.8,28.1)	26.7 (24.2,29.3)
2	15.3 (14.7,15.9)	15.3 (14.7,15.9)	15.4 (14.2,16.6)	15.5 (14.1,17.1)	12.7 (11.2,14.3)	15.8 (14.5,17.1)	14.4 (12.6,16.5)
3	3.0 (2.7,3.3)	3.0 (2.7,3.4)	3.3 (2.7,3.9)	3.6 (3.0,4.3)	1.4* (1.0,2.1)	2.8 (2.2,3.5)	2.4* (1.6,3.4)
4	0.5 (0.4,0.7)	0.5 (0.4,0.7)	NR (0.0,0.0)	NR (0.0,0.0)	NR (0.0,0.0)	NR (0.0,0.0)	NR (0.0,0.0)
5 or more	NR (0.0,0.0)	NR (0.0,0.0)	NR (0.0,0.0)	NR (0.0,0.0)	NR (0.0,0.0)	NR (0.0,0.0)	NR (0.0,0.0)

NR: Not reported; cell size less than 30. * Low precision or cell size between 30 and 59.

†"None" includes spouses with no children or other legal dependents (Q68=2).

Table 69d.2
Number of Children or Other Legal Dependents 6-13 Years Old: Spouses by Member Paygrade.

	69d. How many children or other legal dependents do you have in each age group? (MARK ONE ANSWER IN EACH ROW.) 6-13 years old						
	Enlisted			Warrant Officers		Officers	
	E1-E3	E4	E5-E6	E7-E9	W1-W5	O1-O3	O4-O6
Estimated Population							
Not Applicable							
Not Responding on Item	2,710	8,645	24,470	12,396	1,328	3,271	6,864
Responding on Item	28,052	81,994	258,914	110,937	12,559	56,312	64,302
None†	90.9 (88.7,92.8)	79.6 (77.4,81.6)	48.2 (46.3,50.1)	36.7 (34.7,38.7)	47.1 (43.9,50.3)	72.6 (70.2,74.9)	44.4 (41.6,47.3)
1	5.9 (4.6,7.6)	15.4 (13.5,17.5)	30.9 (29.3,32.6)	35.9 (33.7,38.2)	30.4 (27.5,33.5)	17.0 (15.1,19.0)	28.5 (26.0,31.1)
2	NR (0.0,0.0)	4.2 (3.3,5.4)	17.0 (15.8,18.2)	22.6 (20.8,24.4)	19.8 (16.7,23.2)	8.1 (6.8,9.6)	20.7 (18.4,23.1)
3	NR (0.0,0.0)	NR (0.0,0.0)	3.2 (2.8,3.8)	3.9 (3.1,4.9)	2.2* (1.5,3.3)	2.2* (1.5,3.1)	5.6 (4.3,7.3)
4	NR (0.0,0.0)	NR (0.0,0.0)	0.6* (0.4,0.9)	NR (0.0,0.0)	NR (0.0,0.0)	NR (0.0,0.0)	NR (0.0,0.0)
5 or more	NR (0.0,0.0)	NR (0.0,0.0)	NR (0.0,0.0)	NR (0.0,0.0)	NR (0.0,0.0)	NR (0.0,0.0)	NR (0.0,0.0)

NR: Not reported; cell size less than 30. * Low precision or cell size between 30 and 59.

†"None" includes spouses with no children or other legal dependents (Q68=2).

Table 69d.3
Number of Children or Other Legal Dependents 6-13 Years Old: Spouses by Gender and Member Location.

	Gender		Member Location			
	Male	Female	50 States or District of Columbia	Overseas, American Samoa, Guam, US Virgin Islands, Puerto Rico		
Estimated Population						
Not Applicable						
Not Responding on Item	5,327	54,357	50,570	9,114		
Responding on Item	53,802	559,269	522,978	90,079		
None†	63.7 (59.5,67.8)	53.2 (52.2,54.2)	53.9 (52.8,55.1)	54.9 (52.4,57.4)		
1	23.7 (19.8,28.1)	27.4 (26.5,28.3)	27.2 (26.1,28.3)	26.3 (24.3,28.5)		
2	10.8 (8.8,13.1)	15.7 (15.1,16.3)	15.3 (14.6,16.0)	15.2 (13.5,17.1)		
3	NR (0.0,0.0)	3.2 (2.8,3.5)	2.9 (2.6,3.3)	3.4* (2.6,4.4)		
4	NR (0.0,0.0)	0.5 (0.4,0.7)	0.6 (0.5,0.8)	NR (0.0,0.0)		
5 or more	NR (0.0,0.0)	NR (0.0,0.0)	NR (0.0,0.0)	NR (0.0,0.0)		

NR: Not reported; cell size less than 30. * Low precision or cell size between 30 and 59.
 † "None" includes spouses with no children or other legal dependents (Q68=2).

Table 69e.1
Number of Children or Other Legal Dependents 14-22 Years Old: Spouses by Member Service.

	Total	DoD					Coast Guard
		Total	Army	Navy	Marine Corps	Air Force	
Estimated Population							
Not Applicable	98,436						
Not Responding on Item	574,319						
Responding on Item	77.3	96,092	37,157	25,153	9,334	24,449	2,344
None†	(76.4,78.1)	(76.4,78.1)	(73.7,76.9)	(76.2,78.7)	(80.9,84.3)	(76.1,79.0)	(76.1,80.2)
1	14.2	14.2	14.9	14.1	10.7	14.6	13.7
	(13.6,14.9)	(13.6,14.9)	(13.7,16.2)	(13.0,15.3)	(9.2,12.4)	(13.5,15.8)	(12.0,15.7)
2	6.8	6.8	7.9	6.9	5.1	6.0	6.8
	(6.3,7.3)	(6.3,7.3)	(6.9,9.1)	(6.0,7.9)	(4.1,6.2)	(5.2,6.8)	(5.6,8.2)
3	1.5	1.5	1.6	1.3*	1.5*	1.5*	NR
	(1.3,1.7)	(1.3,1.7)	(1.2,2.1)	(0.9,1.9)	(1.0,2.1)	(1.0,2.1)	(0.0,0.0)
4	0.2*	NR	NR	NR	NR	NR	NR
	(0.2,0.3)	(0.0,0.0)	(0.0,0.0)	(0.0,0.0)	(0.0,0.0)	(0.0,0.0)	(0.0,0.0)
5 or more	NR	NR	NR	NR	NR	NR	NR
	(0.0,0.0)	(0.0,0.0)	(0.0,0.0)	(0.0,0.0)	(0.0,0.0)	(0.0,0.0)	(0.0,0.0)

NR: Not reported; cell size less than 30. * Low precision or cell size between 30 and 59.

†"None" includes spouses with no children or other legal dependents (Q68=2).

Table 69e.2
Number of Children or Other Legal Dependents 14-22 Years Old: Spouses by Member Paygrade.

	69e. How many children or other legal dependents do you have in each age group? (MARK ONE ANSWER IN EACH ROW.) 14-22 years old						
	Enlisted			Warrant Officers		Officers	
	E1-E3	E4	E5-E6	E7-E9	W1-W5	O1-O3	O4-O6
Estimated Population							
Not Applicable							
Not Responding on Item	3,220	12,840	52,404	16,603	1,480	5,203	6,686
Responding on Item	27,543	77,799	230,980	106,731	12,407	54,380	64,480
None†	95.4 (93.9,96.5)	95.9 (94.8,96.8)	81.6 (80.4,82.7)	53.1 (50.4,55.8)	59.3 (56.5,62.1)	91.0 (89.2,92.5)	63.6 (61.1,66.1)
1	4.3* (3.2,5.8)	3.8 (3.0,5.0)	12.2 (11.3,13.2)	29.2 (27.0,31.6)	24.6 (22.2,27.1)	5.2 (4.2,6.5)	18.8 (16.8,20.9)
2	NR (0.0,0.0)	NR (0.0,0.0)	5.1 (4.3,6.0)	13.9 (12.4,15.5)	12.7 (10.9,14.8)	3.1* (2.2,4.4)	13.7 (12.1,15.5)
3	NR (0.0,0.0)	NR (0.0,0.0)	0.9* (0.7,1.3)	3.4 (2.7,4.2)	2.6* (1.9,3.7)	NR (0.0,0.0)	3.2* (2.5,4.1)
4	NR (0.0,0.0)	NR (0.0,0.0)	NR (0.0,0.0)	NR (0.0,0.0)	NR (0.0,0.0)	NR (0.0,0.0)	NR (0.0,0.0)
5 or more	NR (0.0,0.0)	NR (0.0,0.0)	NR (0.0,0.0)	NR (0.0,0.0)	NR (0.0,0.0)	NR (0.0,0.0)	NR (0.0,0.0)

NR: Not reported; cell size less than 30. * Low precision or cell size between 30 and 59.

† "None" includes spouses with no children or other legal dependents (Q68=2).

Table 69e.3
Number of Children or Other Legal Dependents 14-22 Years Old: Spouses by Gender and Member Location.

	Gender		Member Location			
	Male	Female	50 States or District of Columbia	Overseas, American Samoa, Guam, US Virgin Islands, Puerto Rico		
69e. How many children or other legal dependents do you have in each age group? (MARK ONE ANSWER IN EACH ROW.) 14-22 years old						
Estimated Population						
Not Applicable						
Not Responding on Item	8,937	89,499	82,835	15,601		
Responding on Item	50,192	524,127	490,713	83,592		
None†	80.4 (77.2,83.2)	77.0 (76.1,77.8)	76.8 (75.8,77.7)	80.2 (78.2,82.0)		
1	13.0 (10.8,15.7)	14.3 (13.7,15.0)	14.3 (13.7,15.1)	13.4 (11.9,15.0)		
2	5.5 (4.4,7.0)	6.9 (6.4,7.5)	7.1 (6.6,7.7)	4.9 (3.9,6.0)		
3	NR (0.0,0.0)	1.5 (1.3,1.8)	1.5 (1.3,1.8)	NR (0.0,0.0)		
4	NR (0.0,0.0)	0.2* (0.1,0.3)	NR (0.0,0.0)	NR (0.0,0.0)		
5 or more	NR (0.0,0.0)	NR (0.0,0.0)	NR (0.0,0.0)	NR (0.0,0.0)		

NR: Not reported; cell size less than 30. * Low precision or cell size between 30 and 59.

†"None" includes spouses with no children or other legal dependents (Q68=2).

Table 69f.1
Number of Children or Other Legal Dependents 23-64 Years Old: Spouses by Member Service.

	Total	DoD					Coast Guard
		Total	Army	Navy	Marine Corps	Air Force	
Estimated Population							
Not Applicable							
Not Responding on Item	141,973	138,575	54,944	36,586	12,396	34,649	3,398
Responding on Item	530,782	516,228	177,121	129,309	49,245	160,553	14,554
None†	94.1 (93.6,94.5)	94.1 (93.6,94.5)	93.3 (92.4,94.1)	94.2 (93.2,95.1)	94.4 (93.1,95.4)	94.8 (93.9,95.6)	93.7 (91.9,95.1)
1	5.6 (5.1,6.0)	5.6 (5.1,6.0)	6.3 (5.5,7.2)	5.5 (4.7,6.5)	5.4 (4.4,6.7)	4.8 (4.1,5.7)	6.1 (4.7,8.0)
2	0.3* (0.2,0.4)	0.3* (0.2,0.4)	NR (0.0,0.0)	NR (0.0,0.0)	NR (0.0,0.0)	NR (0.0,0.0)	NR (0.0,0.0)
3	NR (0.0,0.0)	NR (0.0,0.0)	NR (0.0,0.0)	NR (0.0,0.0)	NR (0.0,0.0)	NR (0.0,0.0)	NR (0.0,0.0)
4	NR (0.0,0.0)	NR (0.0,0.0)	NR (0.0,0.0)	NR (0.0,0.0)	NR (0.0,0.0)	NR (0.0,0.0)	NR (0.0,0.0)
5 or more	NR (0.0,0.0)	NR (0.0,0.0)	NR (0.0,0.0)	NR (0.0,0.0)	NR (0.0,0.0)	NR (0.0,0.0)	NR (0.0,0.0)

NR: Not reported; cell size less than 30. * Low precision or cell size between 30 and 59.

† "None" includes spouses with no children or other legal dependents (Q68=2).

Table 69f.2
Number of Children or Other Legal Dependents 23-64 Years Old: Spouses by Member Paygrade.

	69f. How many children or other legal dependents do you have in each age group? (MARK ONE ANSWER IN EACH ROW.) 23-64 years old					
	Enlisted			Warrant Officers		
	E1-E3	E4	E5-E6	E7-E9	W1-W5	Officers
Estimated Population						
Not Applicable						
Not Responding on Item	3,304	13,379	65,709	35,604	3,188	6,515
Responding on Item	27,459	77,260	217,675	87,729	10,699	53,068
None†	97.8 (96.6,98.5)	95.9 (94.6,96.9)	93.0 (92.2,93.8)	92.0 (90.5,93.3)	92.3 (90.0,94.0)	96.0 (94.8,96.9)
1	NR (0.0,0.0)	4.0 (3.0,5.3)	6.8 (6.0,7.6)	7.1 (5.9,8.6)	6.9 (5.2,9.1)	3.8 (2.9,4.9)
2	NR (0.0,0.0)	NR (0.0,0.0)	NR (0.0,0.0)	NR (0.0,0.0)	NR (0.0,0.0)	NR (0.0,0.0)
3	NR (0.0,0.0)	NR (0.0,0.0)	NR (0.0,0.0)	NR (0.0,0.0)	NR (0.0,0.0)	NR (0.0,0.0)
4	NR (0.0,0.0)	NR (0.0,0.0)	NR (0.0,0.0)	NR (0.0,0.0)	NR (0.0,0.0)	NR (0.0,0.0)
5 or more	NR (0.0,0.0)	NR (0.0,0.0)	NR (0.0,0.0)	NR (0.0,0.0)	NR (0.0,0.0)	NR (0.0,0.0)

NR: Not reported; cell size less than 30. * Low precision or cell size between 30 and 59.

†"None" includes spouses with no children or other legal dependents (Q68=2).

Table 69f.3
Number of Children or Other Legal Dependents 23-64 Years Old: Spouses by Gender and Member Location.

	Gender		Member Location		
	Male	Female	50 States or District of Columbia	Overseas, American Samoa, Guam, US Virgin Islands, Puerto Rico	
69f. How many children or other legal dependents do you have in each age group? (MARK ONE ANSWER IN EACH ROW.) 23-64 years old					
Estimated Population					
Not Applicable					
Not Responding on Item	13,092	128,881	120,928	21,046	
Responding on Item	46,037	484,745	452,621	78,147	
None†	96.5 (94.8,97.6)	93.9 (93.4,94.3)	94.1 (93.6,94.5)	94.1 (92.8,95.3)	
1	3.3* (2.2,5.0)	5.8 (5.3,6.3)	5.6 (5.1,6.1)	5.4 (4.3,6.8)	
2	NR (0.0,0.0)	0.3* (0.2,0.4)	0.3* (0.2,0.4)	NR (0.0,0.0)	
3	NR (0.0,0.0)	NR (0.0,0.0)	NR (0.0,0.0)	NR (0.0,0.0)	
4	NR (0.0,0.0)	NR (0.0,0.0)	NR (0.0,0.0)	NR (0.0,0.0)	
5 or more	NR (0.0,0.0)	NR (0.0,0.0)	NR (0.0,0.0)	NR (0.0,0.0)	

NR: Not reported; cell size less than 30. * Low precision or cell size between 30 and 59.
 †"None" includes spouses with no children or other legal dependents (Q68=2).

Table 69g.1
Number of Children or Other Legal Dependents 65 Years Old or Older: Spouses by Member Service.

	Total	DoD					Coast Guard
		Total	Army	Navy	Marine Corps	Air Force	
Estimated Population							
Not Applicable							
Not Responding on Item	147,991	144,431	57,569	37,530	12,906	36,426	3,560
Responding on Item	524,764	510,372	174,496	128,365	48,735	158,776	14,392
None†	99.5 (99.4,99.6)	99.5 (99.4,99.6)	99.5 (99.2,99.7)	99.3 (98.8,99.5)	99.6 (99.0,99.9)	99.8 (99.5,99.9)	99.7 (99.2,99.9)
1	0.4* (0.3,0.5)	0.4* (0.3,0.5)	NR (0.0,0.0)	NR (0.0,0.0)	NR (0.0,0.0)	NR (0.0,0.0)	NR (0.0,0.0)
2	NR (0.0,0.0)	NR (0.0,0.0)	NR (0.0,0.0)	NR (0.0,0.0)	NR (0.0,0.0)	NR (0.0,0.0)	NR (0.0,0.0)
3	NR (0.0,0.0)	NR (0.0,0.0)	NR (0.0,0.0)	NR (0.0,0.0)	NR (0.0,0.0)	NR (0.0,0.0)	NR (0.0,0.0)
4	NR (0.0,0.0)	NR (0.0,0.0)	NR (0.0,0.0)	NR (0.0,0.0)	NR (0.0,0.0)	NR (0.0,0.0)	NR (0.0,0.0)
5 or more	NR (0.0,0.0)	NR (0.0,0.0)	NR (0.0,0.0)	NR (0.0,0.0)	NR (0.0,0.0)	NR (0.0,0.0)	NR (0.0,0.0)

NR: Not reported; cell size less than 30. * Low precision or cell size between 30 and 59.

† "None" includes spouses with no children or other legal dependents (Q68=2).

Table 69g.2
Number of Children or Other Legal Dependents 65 Years Old or Older: Spouses by Member Paygrade.

	69g. How many children or other legal dependents do you have in each age group? (MARK ONE ANSWER IN EACH ROW.) 65 years old or older					
	Enlisted			Warrant Officers		Officers
	E1-E3	E4	E5-E6	E7-E9	W1-W5	O1-O3 O4-O6
Estimated Population						
Not Applicable						
Not Responding on Item	3,425	13,680	68,994	36,984	3,380	6,628 14,899
Responding on Item	27,337	76,958	214,390	86,349	10,507	52,955 56,267
None†	99.8 (98.9,100.0)	100.0 (99.7,100.0)	99.6 (99.3,99.7)	99.0 (98.4,99.4)	99.2 (98.5,99.6)	99.7 (99.2,99.9) 99.5 (98.9,99.7)
1	NR (0.0,0.0)	NR (0.0,0.0)	NR (0.0,0.0)	NR (0.0,0.0)	NR (0.0,0.0)	NR (0.0,0.0) NR (0.0,0.0)
2	NR (0.0,0.0)	NR (0.0,0.0)	NR (0.0,0.0)	NR (0.0,0.0)	NR (0.0,0.0)	NR (0.0,0.0) NR (0.0,0.0)
3	NR (0.0,0.0)	NR (0.0,0.0)	NR (0.0,0.0)	NR (0.0,0.0)	NR (0.0,0.0)	NR (0.0,0.0) NR (0.0,0.0)
4	NR (0.0,0.0)	NR (0.0,0.0)	NR (0.0,0.0)	NR (0.0,0.0)	NR (0.0,0.0)	NR (0.0,0.0) NR (0.0,0.0)
5 or more	NR (0.0,0.0)	NR (0.0,0.0)	NR (0.0,0.0)	NR (0.0,0.0)	NR (0.0,0.0)	NR (0.0,0.0) NR (0.0,0.0)

NR: Not reported; cell size less than 30.

†"None" includes spouses with no children or other legal dependents (Q68=2).

Table 69g.3
Number of Children or Other Legal Dependents 65 Years Old or Older: Spouses by Gender and Member Location.

	Gender		Member Location		
	Male	Female	50 States or District of Columbia	Overseas, American Samoa, Guam, US Virgin Islands, Puerto Rico	
Estimated Population					
Not Applicable					
Not Responding on Item	13,291	134,700	126,094	21,897	
Responding on Item	45,838	478,926	447,454	77,296	
None†	99.6 (99.0,99.8)	99.5 (99.4,99.7)	99.6 (99.5,99.7)	99.2 (98.6,99.6)	
1	NR (0.0,0.0)	0.4* (0.3,0.5)	0.3* (0.2,0.4)	NR (0.0,0.0)	
2	NR (0.0,0.0)	NR (0.0,0.0)	NR (0.0,0.0)	NR (0.0,0.0)	
3	NR (0.0,0.0)	NR (0.0,0.0)	NR (0.0,0.0)	NR (0.0,0.0)	
4	NR (0.0,0.0)	NR (0.0,0.0)	NR (0.0,0.0)	NR (0.0,0.0)	
5 or more	NR (0.0,0.0)	NR (0.0,0.0)	NR (0.0,0.0)	NR (0.0,0.0)	

NR: Not reported; cell size less than 30. * Low precision or cell size between 30 and 59.

†"None" includes spouses with no children or other legal dependents (Q68=2).

Table 70a.1
Number of Children or Other Legal Dependents Under 1 Year Old Who Live on Regular Basis at Member's Permanent Duty Station: Spouses by Member Service.

	Total	DoD					Coast Guard
		Total	Army	Navy	Marine Corps	Air Force	
Estimated Population							
Not Applicable	117,530						
Not Responding on Item	555,224						
Responding on Item	86.9	86.8	87.3	81.2	88.5	86.7	
None†	(86.3,87.5)	(85.7,87.8)	(85.9,88.7)	(79.0,83.2)	(87.2,89.7)	(84.5,88.6)	
1	12.9	13.0	12.5	18.5	11.3	13.1	
	(12.3,13.5)	(12.0,14.1)	(11.1,13.9)	(16.5,20.6)	(10.1,12.6)	(11.3,15.3)	
2	NR	NR	NR	NR	NR	NR	
	(0.0,0.0)	(0.0,0.0)	(0.0,0.0)	(0.0,0.0)	(0.0,0.0)	(0.0,0.0)	
3	NR	NR	NR	NR	NR	NR	
	(0.0,0.0)	(0.0,0.0)	(0.0,0.0)	(0.0,0.0)	(0.0,0.0)	(0.0,0.0)	
4	NR	NR	NR	NR	NR	NR	
	(0.0,0.0)	(0.0,0.0)	(0.0,0.0)	(0.0,0.0)	(0.0,0.0)	(0.0,0.0)	
5 or more	NR	NR	NR	NR	NR	NR	
	(0.0,0.0)	(0.0,0.0)	(0.0,0.0)	(0.0,0.0)	(0.0,0.0)	(0.0,0.0)	

NR: Not reported; cell size less than 30.

†"None" includes spouses with no children or other legal dependents (Q68=2).

Table 70a.2
Number of Children or Other Legal Dependents Under 1 Year Old Who Live on Regular Basis at Member's Permanent Duty Station: Spouses by Member Paygrade.

	Enlisted						Warrant Officers	Officers
	E1-E3	E4	E5-E6	E7-E9	W1-W5	O1-O3		
Estimated Population								
Not Applicable								
Not Responding on Item	2,398	9,409	53,738	31,642	2,788	4,972	12,583	
Responding on Item	28,365	81,230	229,646	91,691	11,099	54,611	58,583	
None†	78.6 (75.8,81.2)	78.2 (75.9,80.3)	86.6 (85.5,87.7)	95.5 (94.4,96.3)	93.1 (90.9,94.8)	83.2 (81.1,85.1)	93.1 (91.6,94.3)	
1	21.1 (18.6,23.9)	21.5 (19.4,23.7)	13.2 (12.2,14.3)	4.5 (3.7,5.5)	6.9 (5.2,9.1)	16.5 (14.6,18.7)	6.5 (5.2,8.0)	
2	NR (0.0,0.0)	NR (0.0,0.0)	NR (0.0,0.0)	NR (0.0,0.0)	NR (0.0,0.0)	NR (0.0,0.0)	NR (0.0,0.0)	
3	NR (0.0,0.0)	NR (0.0,0.0)	NR (0.0,0.0)	NR (0.0,0.0)	NR (0.0,0.0)	NR (0.0,0.0)	NR (0.0,0.0)	
4	NR (0.0,0.0)	NR (0.0,0.0)	NR (0.0,0.0)	NR (0.0,0.0)	NR (0.0,0.0)	NR (0.0,0.0)	NR (0.0,0.0)	
5 or more	NR (0.0,0.0)	NR (0.0,0.0)	NR (0.0,0.0)	NR (0.0,0.0)	NR (0.0,0.0)	NR (0.0,0.0)	NR (0.0,0.0)	

NR: Not reported; cell size less than 30.

†"None" includes spouses with no children or other legal dependents (Q68=2).

Table 70a.3
Number of Children or Other Legal Dependents Under 1 Year Old Who Live on Regular Basis at Member's Permanent Duty Station: Spouses by Gender and Member Location.

70a. How many children or other legal dependents do you have in each of the following age groups who live on a regular basis with your spouse [member] (and you) at your spouse's [member's] permanent duty station? (MARK ONE ANSWER IN EACH ROW.) Under 1 year old	Gender		Member Location			
	Male	Female	50 States or District of Columbia	Overseas, American Samoa, Guam, US Virgin Islands, Puerto Rico		
Estimated Population						
Not Applicable						
Not Responding on Item	10,725	106,806	99,972	17,559		
Responding on Item	48,404	506,820	473,576	81,634		
None†	89.4 (86.7,91.6)	86.7 (86.0,87.3)	87.0 (86.3,87.6)	86.5 (84.4,88.4)		
1	10.4 (8.2,13.1)	13.1 (12.5,13.8)	12.8 (12.2,13.5)	13.2 (11.4,15.2)		
2	NR (0.0,0.0)	NR (0.0,0.0)	NR (0.0,0.0)	NR (0.0,0.0)		
3	NR (0.0,0.0)	NR (0.0,0.0)	NR (0.0,0.0)	NR (0.0,0.0)		
4	NR (0.0,0.0)	NR (0.0,0.0)	NR (0.0,0.0)	NR (0.0,0.0)		
5 or more	NR (0.0,0.0)	NR (0.0,0.0)	NR (0.0,0.0)	NR (0.0,0.0)		

NR: Not reported; cell size less than 30.

†"None" includes spouses with no children or other legal dependents (Q68=2).

Table 70b.1
Number of Children or Other Legal Dependents 1 Year to Under 2 Years Old Who Live on Regular Basis at Member's Permanent Duty Station: Spouses by Member Service.

	Total	DoD						Coast Guard
		Total	Army	Navy	Marine Corps	Air Force	Coast Guard	
Estimated Population								
Not Applicable								
Not Responding on Item	114,993	112,246	44,878	29,794	9,567	28,007	2,747	
Responding on Item	557,762	542,557	187,187	136,100	52,074	167,195	15,205	
None†	86.4 (85.7,87.0)	86.4 (85.2,87.6)	86.4 (84.9,87.7)	86.4 (81.1,85.1)	87.3 (86.1,88.4)	86.2 (83.6,88.5)	86.2 (83.6,88.5)	
1	13.4 (12.7,14.0)	13.4 (12.2,14.6)	13.4 (12.1,14.8)	16.6 (14.8,18.7)	12.4 (11.3,13.5)	13.2 (11.1,15.7)	13.2 (11.1,15.7)	
2	NR (0.0,0.0)	NR (0.0,0.0)	NR (0.0,0.0)	NR (0.0,0.0)	NR (0.0,0.0)	NR (0.0,0.0)	NR (0.0,0.0)	
3	NR (0.0,0.0)	NR (0.0,0.0)	NR (0.0,0.0)	NR (0.0,0.0)	NR (0.0,0.0)	NR (0.0,0.0)	NR (0.0,0.0)	
4	NR (0.0,0.0)	NR (0.0,0.0)	NR (0.0,0.0)	NR (0.0,0.0)	NR (0.0,0.0)	NR (0.0,0.0)	NR (0.0,0.0)	
5 or more	NR (0.0,0.0)	NR (0.0,0.0)	NR (0.0,0.0)	NR (0.0,0.0)	NR (0.0,0.0)	NR (0.0,0.0)	NR (0.0,0.0)	

NR: Not reported; cell size less than 30.

†"None" includes spouses with no children or other legal dependents (Q68=2).

Table 70b.2
Number of Children or Other Legal Dependents 1 Year to Under 2 Years Old Who Live on Regular Basis at Member's Permanent Duty Station: Spouses by Member Paygrade.

	70b. How many children or other legal dependents do you have in each of the following age groups who live on a regular basis with your spouse [member] (and you) at your spouse's [member's] permanent duty station? (MARK ONE ANSWER IN EACH ROW.) 1 year to under 2 years old						
	Enlisted			Warrant Officers		Officers	
	E1-E3	E4	E5-E6	E7-E9	W1-W5	O1-O3	O4-O6
Estimated Population							
Not Applicable							
Not Responding on Item	2,222	8,879	52,818	31,184	2,801	4,852	12,237
Responding on Item	28,541	81,760	230,565	92,149	11,086	54,731	58,929
None†	84.7 (82.7,86.6)	78.5 (76.1,80.7)	85.1 (83.7,86.3)	93.7 (91.8,95.2)	93.3 (91.2,94.9)	84.9 (83.0,86.7)	91.8 (89.6,93.6)
1	15.1 (13.3,17.2)	21.3 (19.2,23.7)	14.5 (13.3,15.8)	6.3 (4.8,8.2)	6.5 (4.9,8.6)	14.8 (13.0,16.7)	8.1 (6.4,10.3)
2	NR (0.0,0.0)	NR (0.0,0.0)	NR (0.0,0.0)	NR (0.0,0.0)	NR (0.0,0.0)	NR (0.0,0.0)	NR (0.0,0.0)
3	NR (0.0,0.0)	NR (0.0,0.0)	NR (0.0,0.0)	NR (0.0,0.0)	NR (0.0,0.0)	NR (0.0,0.0)	NR (0.0,0.0)
4	NR (0.0,0.0)	NR (0.0,0.0)	NR (0.0,0.0)	NR (0.0,0.0)	NR (0.0,0.0)	NR (0.0,0.0)	NR (0.0,0.0)
5 or more	NR (0.0,0.0)	NR (0.0,0.0)	NR (0.0,0.0)	NR (0.0,0.0)	NR (0.0,0.0)	NR (0.0,0.0)	NR (0.0,0.0)

NR: Not reported; cell size less than 30.

†"None" includes spouses with no children or other legal dependents (Q68=2).

Table 70b.3
Number of Children or Other Legal Dependents 1 Year to Under 2 Years Old Who Live on Regular Basis at Member's Permanent Duty Station: Spouses by Gender and Member Location.

70b. How many children or other legal dependents do you have in each of the following age groups who live on a regular basis with your spouse [member] (and you) at your spouse's [member's] permanent duty station? (MARK ONE ANSWER IN EACH ROW.) 1 year to under 2 years old	Gender		Member Location		
	Male	Female	50 States or District of Columbia	Overseas, American Samoa, Guam, US Virgin Islands, Puerto Rico	
Estimated Population					
Not Applicable					
Not Responding on Item	9,422	105,570	97,788	17,205	
Responding on Item	49,706	508,056	475,760	81,988	
None†	86.1 (82.4,89.1)	86.4 (85.6,87.1)	86.4 (85.7,87.1)	86.2 (84.4,87.9)	
1	13.2 (10.2,16.9)	13.4 (12.7,14.1)	13.3 (12.7,14.0)	13.5 (11.9,15.3)	
2	NR (0.0,0.0)	NR (0.0,0.0)	NR (0.0,0.0)	NR (0.0,0.0)	
3	NR (0.0,0.0)	NR (0.0,0.0)	NR (0.0,0.0)	NR (0.0,0.0)	
4	NR (0.0,0.0)	NR (0.0,0.0)	NR (0.0,0.0)	NR (0.0,0.0)	
5 or more	NR (0.0,0.0)	NR (0.0,0.0)	NR (0.0,0.0)	NR (0.0,0.0)	

NR: Not reported; cell size less than 30.

†"None" includes spouses with no children or other legal dependents (Q68=2).

Table 70c.1
Number of Children or Other Legal Dependents 2-5 Years Old Who Live on Regular Basis at Member's Permanent Duty Station: Spouses by Member Service.

	Total	DoD					Coast Guard
		Total	Army	Navy	Marine Corps	Air Force	
Estimated Population							
Not Applicable	85,365						
Not Responding on Item	587,390						
Responding on Item	65.9	64.7	65.0	66.9	67.7	66.7	
None†	(64.8,66.9)	(63.1,66.2)	(63.1,66.8)	(64.4,69.2)	(65.7,69.5)	(63.5,69.7)	
1	28.3	28.7	29.4	28.1	27.0	27.5	
	(27.3,29.3)	(27.2,30.2)	(27.7,31.1)	(25.9,30.5)	(25.1,29.0)	(24.5,30.7)	
2	5.6	6.4	5.2	5.0	5.1	5.5	
	(5.1,6.1)	(5.7,7.3)	(4.5,6.1)	(4.0,6.2)	(4.2,6.1)	(4.3,7.1)	
3	0.2*	NR	NR	NR	NR	NR	
	(0.2,0.4)	(0.0,0.0)	(0.0,0.0)	(0.0,0.0)	(0.0,0.0)	(0.0,0.0)	
4	NR	NR	NR	NR	NR	NR	
	(0.0,0.0)	(0.0,0.0)	(0.0,0.0)	(0.0,0.0)	(0.0,0.0)	(0.0,0.0)	
5 or more	NR	NR	NR	NR	NR	NR	
	(0.0,0.0)	(0.0,0.0)	(0.0,0.0)	(0.0,0.0)	(0.0,0.0)	(0.0,0.0)	

NR: Not reported; cell size less than 30. * Low precision or cell size between 30 and 59.

†"None" includes spouses with no children or other legal dependents (Q68=2).

Table 70c.2
Number of Children or Other Legal Dependents 2-5 Years Old Who Live on Regular Basis at Member's Permanent Duty Station: Spouses by Member Paygrade.

	Enlisted						Warrant Officers		Officers	
	E1-E3	E4	E5-E6	E7-E9	W1-W5	O1-O3	O4-O6			
Estimated Population										
Not Applicable										
Not Responding on Item	1,754	6,609	34,879	26,466	2,268	3,389	10,000			
Responding on Item	29,009	84,030	248,505	96,867	11,619	56,194	61,166			
None†	78.8 (75.9,81.4)	66.7 (63.6,69.7)	59.1 (57.3,60.8)	75.8 (73.7,77.9)	75.0 (71.9,77.8)	67.4 (64.6,70.1)	67.3 (64.7,69.7)			
1	18.8 (16.4,21.4)	27.2 (24.5,30.2)	34.4 (32.7,36.0)	20.2 (18.4,22.1)	21.5 (18.9,24.5)	26.6 (23.9,29.4)	25.3 (22.7,27.9)			
2	NR (0.0,0.0)	5.7 (4.5,7.2)	6.3 (5.6,7.0)	3.7 (2.9,4.8)	3.3* (2.3,4.8)	5.8 (4.8,7.1)	7.2 (5.9,8.7)			
3	NR (0.0,0.0)	NR (0.0,0.0)	NR (0.0,0.0)	NR (0.0,0.0)	NR (0.0,0.0)	NR (0.0,0.0)	NR (0.0,0.0)			
4	NR (0.0,0.0)	NR (0.0,0.0)	NR (0.0,0.0)	NR (0.0,0.0)	NR (0.0,0.0)	NR (0.0,0.0)	NR (0.0,0.0)			
5 or more	NR (0.0,0.0)	NR (0.0,0.0)	NR (0.0,0.0)	NR (0.0,0.0)	NR (0.0,0.0)	NR (0.0,0.0)	NR (0.0,0.0)			

NR: Not reported; cell size less than 30. * Low precision or cell size between 30 and 59.

† "None" includes spouses with no children or other legal dependents (Q68=2).

**Table 70c.3
Number of Children or Other Legal Dependents 2-5 Years Old Who Live on Regular Basis at Member's Permanent Duty Station: Spouses by Gender and Member Location.**

70c. How many children or other legal dependents do you have in each of the following age groups who live on a regular basis with your spouse [member] (and you) at your spouse's [members] permanent duty station? (MARK ONE ANSWER IN EACH ROW.) 2-5 years old	Gender		Member Location			
	Male	Female	50 States or District of Columbia	Overseas, American Samoa, Guam, US Virgin Islands, Puerto Rico		
Estimated Population						
Not Applicable						
Not Responding on Item	7,509	77,856	72,862	12,503		
Responding on Item	51,620	535,770	500,686	86,690		
None†	73.2 (69.0,76.9)	65.2 (64.1,66.2)	65.9 (64.8,66.9)	66.0 (63.5,68.5)		
1	23.3 (19.9,27.1)	28.8 (27.8,29.8)	28.4 (27.4,29.4)	27.7 (25.4,30.0)		
2	3.5* (2.3,5.4)	5.8 (5.3,6.3)	5.5 (5.0,6.0)	6.1 (4.7,7.9)		
3	NR (0.0,0.0)	0.3* (0.2,0.4)	0.3* (0.2,0.4)	NR (0.0,0.0)		
4	NR (0.0,0.0)	NR (0.0,0.0)	NR (0.0,0.0)	NR (0.0,0.0)		
5 or more	NR (0.0,0.0)	NR (0.0,0.0)	NR (0.0,0.0)	NR (0.0,0.0)		

NR: Not reported; cell size less than 30. * Low precision or cell size between 30 and 59.

†"None" includes spouses with no children or other legal dependents (Q68=2).

Table 70d.1
Number of Children or Other Legal Dependents 6-13 Years Old Who Live on Regular Basis at Member's Permanent Duty Station: Spouses by Member Service.

	Total	DoD					Coast Guard
		Total	Army	Navy	Marine Corps	Air Force	
Estimated Population							
Not Applicable	60,473						
Not Responding on Item	612,282						
Responding on Item	59.2	58.7	57.6	67.4	58.5	59.1	
None†	(58.1,60.2)	(56.9,60.4)	(55.6,59.7)	(64.8,69.9)	(56.6,60.5)	(56.3,61.9)	
1	24.4	25.1	25.3	19.8	24.2	25.1	
	(23.5,25.4)	(23.4,26.8)	(23.7,27.1)	(17.8,22.0)	(22.5,25.9)	(22.6,27.8)	
2	13.5	13.4	13.3	11.2	14.5	13.0	
	(12.9,14.1)	(12.4,14.5)	(12.0,14.7)	(9.8,12.9)	(13.3,15.8)	(11.3,15.0)	
3	2.5	2.5	3.1	NR	2.4	NR	
	(2.2,2.8)	(2.0,3.1)	(2.6,3.8)	(0.0,0.0)	(1.9,3.1)	(0.0,0.0)	
4	0.4*	NR	NR	NR	NR	NR	
	(0.3,0.5)	(0.0,0.0)	(0.0,0.0)	(0.0,0.0)	(0.0,0.0)	(0.0,0.0)	
5 or more	NR	NR	NR	NR	NR	NR	
	(0.0,0.0)	(0.0,0.0)	(0.0,0.0)	(0.0,0.0)	(0.0,0.0)	(0.0,0.0)	

NR: Not reported; cell size less than 30. * Low precision or cell size between 30 and 59.

†"None" includes spouses with no children or other legal dependents (Q68=2).

Table 70d.2
Number of Children or Other Legal Dependents 6-13 Years Old Who Live on Regular Basis at Member's Permanent Duty Station: Spouses by Member Paygrade.

70d. How many children or other legal dependents do you have in each of the following age groups who live on a regular basis with your spouse [member] (and you) at your spouse's [member's] permanent duty station? (MARK ONE ANSWER IN EACH ROW.) 6-13 years old

	Enlisted						Warrant Officers		Officers	
	E1-E3	E4	E5-E6	E7-E9	W1-W5	O1-O3	O4-O6			
Estimated Population										
Not Applicable										
Not Responding on Item	2,653	8,753	25,868	12,230	1,352	3,019	6,598			
Responding on Item	28,110	81,886	257,516	111,104	12,535	56,564	64,568			
None†	91.7 (89.4,93.6)	83.5 (81.7,85.2)	54.2 (52.3,56.0)	43.4 (41.2,45.7)	52.4 (49.3,55.4)	75.2 (73.0,77.2)	48.5 (45.5,51.5)			
1	5.4* (4.0,7.3)	12.3 (10.8,14.0)	27.9 (26.3,29.6)	33.2 (31.1,35.4)	27.5 (24.6,30.6)	15.0 (13.3,16.9)	26.5 (24.1,29.1)			
2	NR (0.0,0.0)	3.8* (3.0,4.9)	14.8 (13.7,16.0)	19.8 (18.2,21.5)	17.9 (15.0,21.1)	7.8 (6.6,9.3)	18.8 (16.7,21.1)			
3	NR (0.0,0.0)	NR (0.0,0.0)	2.8 (2.3,3.3)	2.8 (2.2,3.6)	NR (0.0,0.0)	NR (0.0,0.0)	5.4 (4.1,7.1)			
4	NR (0.0,0.0)	NR (0.0,0.0)	NR (0.0,0.0)	NR (0.0,0.0)	NR (0.0,0.0)	NR (0.0,0.0)	NR (0.0,0.0)			
5 or more	NR (0.0,0.0)	NR (0.0,0.0)	NR (0.0,0.0)	NR (0.0,0.0)	NR (0.0,0.0)	NR (0.0,0.0)	NR (0.0,0.0)			

NR: Not reported; cell size less than 30. * Low precision or cell size between 30 and 59.

† "None" includes spouses with no children or other legal dependents (Q68=2).

Table 70d.3
Number of Children or Other Legal Dependents 6-13 Years Old Who Live on Regular Basis at Member's Permanent Duty Station: Spouses by Gender and Member Location.

70d. How many children or other legal dependents do you have in each of the following age groups who live on a regular basis with your spouse [member] (and you) at your spouse's [member's] permanent duty station? (MARK ONE ANSWER IN EACH ROW.) 6-13 years old	Gender		Member Location		
	Male	Female	50 States or District of Columbia	Overseas, American Samoa, Guam, US Virgin Islands, Puerto Rico	
Estimated Population					
Not Applicable					
Not Responding on Item	5,567	54,906	51,313	9,160	
Responding on Item	53,562	558,720	522,235	90,033	
None†	70.0 (66.4,73.4)	58.1 (57.1,59.2)	58.6 (57.5,59.7)	62.4 (60.1,64.6)	
1	19.6 (16.4,23.1)	24.9 (23.9,25.8)	24.8 (23.8,25.9)	21.9 (19.9,24.0)	
2	9.1 (7.3,11.3)	13.9 (13.3,14.5)	13.6 (12.9,14.2)	13.1 (11.5,15.0)	
3	NR (0.0,0.0)	2.6 (2.3,3.0)	2.5 (2.2,2.8)	2.5* (1.9,3.4)	
4	NR (0.0,0.0)	0.4* (0.3,0.5)	0.4* (0.3,0.6)	NR (0.0,0.0)	
5 or more	NR (0.0,0.0)	NR (0.0,0.0)	NR (0.0,0.0)	NR (0.0,0.0)	

NR: Not reported; cell size less than 30. * Low precision or cell size between 30 and 59.
 †"None" includes spouses with no children or other legal dependents (Q68=2).

Table 70e.1
Number of Children or Other Legal Dependents 14-22 Years Old Who Live on Regular Basis at Member's Permanent Duty Station: Spouses by Member Service.

	Total	DoD					Coast Guard
		Total	Army	Navy	Marine Corps	Air Force	
Estimated Population							
Not Applicable	96,903	36,776	25,158	8,872	23,747	2,350	
Not Responding on Item	575,852	195,290	140,736	52,769	171,455	15,602	
Responding on Item	82.3	81.6	82.2	86.1	82.1	82.4	
None†	(81.5,83.1)	(80.3,82.8)	(80.9,83.5)	(84.4,87.7)	(80.5,83.6)	(80.4,84.2)	
1	12.2	12.4	12.2	9.4	12.8	11.6	
	(11.5,12.8)	(11.4,13.4)	(11.1,13.5)	(7.9,11.1)	(11.6,14.1)	(10.0,13.5)	
2	4.7	5.3	4.8	3.7	4.2	5.4	
	(4.3,5.1)	(4.6,6.0)	(4.0,5.7)	(2.9,4.8)	(3.5,5.0)	(4.4,6.7)	
3	0.7	0.7*	NR	NR	NR	NR	
	(0.6,0.9)	(0.5,1.1)	(0.0,0.0)	(0.0,0.0)	(0.0,0.0)	(0.0,0.0)	
4	NR	NR	NR	NR	NR	NR	
	(0.0,0.0)	(0.0,0.0)	(0.0,0.0)	(0.0,0.0)	(0.0,0.0)	(0.0,0.0)	
5 or more	NR	NR	NR	NR	NR	NR	
	(0.0,0.0)	(0.0,0.0)	(0.0,0.0)	(0.0,0.0)	(0.0,0.0)	(0.0,0.0)	

NR: Not reported; cell size less than 30. * Low precision or cell size between 30 and 59.

†"None" includes spouses with no children or other legal dependents (Q68=2).

Table 70e.2
Number of Children or Other Legal Dependents 14-22 Years Old Who Live on Regular Basis at Member's Permanent Duty Station: Spouses by Member Paygrade.

	Enlisted						Warrant Officers		Officers	
	E1-E3	E4	E5-E6	E7-E9	W1-W5	O1-O3	O4-O6			
Estimated Population										
Not Applicable										
Not Responding on Item	3,170	12,238	49,535	18,799	1,579	4,694	6,887			
Responding on Item	27,593	78,400	233,848	104,534	12,308	54,889	64,279			
None†	96.5 (95.2,97.5)	97.5 (96.7,98.2)	86.0 (84.9,87.0)	62.3 (59.6,64.9)	67.5 (64.6,70.3)	92.3 (90.6,93.6)	71.3 (68.6,73.8)			
1	3.2* (2.3,4.5)	2.4* (1.8,3.2)	9.9 (9.0,10.9)	25.5 (23.2,27.8)	21.7 (19.2,24.4)	5.5 (4.4,6.9)	18.7 (16.6,21.0)			
2	NR (0.0,0.0)	NR (0.0,0.0)	3.6 (3.1,4.2)	10.1 (8.7,11.6)	9.4 (7.7,11.3)	2.1* (1.5,3.0)	8.7 (7.4,10.1)			
3	NR (0.0,0.0)	NR (0.0,0.0)	NR (0.0,0.0)	2.2* (1.6,2.9)	NR (0.0,0.0)	NR (0.0,0.0)	NR (0.0,0.0)			
4	NR (0.0,0.0)	NR (0.0,0.0)	NR (0.0,0.0)	NR (0.0,0.0)	NR (0.0,0.0)	NR (0.0,0.0)	NR (0.0,0.0)			
5 or more	NR (0.0,0.0)	NR (0.0,0.0)	NR (0.0,0.0)	NR (0.0,0.0)	NR (0.0,0.0)	NR (0.0,0.0)	NR (0.0,0.0)			

NR: Not reported; cell size less than 30. * Low precision or cell size between 30 and 59.

†"None" includes spouses with no children or other legal dependents (Q68=2).

**Table 70e.3
Number of Children or Other Legal Dependents 14-22 Years Old Who Live on Regular Basis at Member's Permanent Duty Station: Spouses by Gender and Member Location.**

70e. How many children or other legal dependents do you have in each of the following age groups who live on a regular basis with your spouse [member] (and you) at your spouse's [member's] permanent duty station? (MARK ONE ANSWER IN EACH ROW.) 14-22 years old	Gender		Member Location		
	Male	Female	50 States or District of Columbia	Overseas, American Samoa, Guam, US Virgin Islands, Puerto Rico	
Estimated Population					
Not Applicable					
Not Responding on Item	9,025	87,878	81,717	15,186	
Responding on Item	50,103	525,748	491,831	84,007	
None†	88.9 (86.8,90.6)	81.7 (80.9,82.5)	81.8 (80.9,82.7)	85.1 (83.3,86.8)	
1	8.7 (7.1,10.7)	12.5 (11.9,13.2)	12.4 (11.7,13.1)	11.1 (9.7,12.7)	
2	NR (0.0,0.0)	4.9 (4.5,5.4)	4.9 (4.5,5.4)	3.3 (2.5,4.4)	
3	NR (0.0,0.0)	0.8 (0.6,1.0)	0.8 (0.7,1.0)	NR (0.0,0.0)	
4	NR (0.0,0.0)	NR (0.0,0.0)	NR (0.0,0.0)	NR (0.0,0.0)	
5 or more	NR (0.0,0.0)	NR (0.0,0.0)	NR (0.0,0.0)	NR (0.0,0.0)	

NR: Not reported; cell size less than 30.

†"None" includes spouses with no children or other legal dependents (Q68=2).

Table 70f.1
Number of Children or Other Legal Dependents 23-64 Years Old Who Live on Regular Basis at Member's Permanent Duty Station: Spouses by Member Service.

	Total	DoD					Coast Guard
		Total	Army	Navy	Marine Corps	Air Force	
Estimated Population							
Not Applicable							
Not Responding on Item	129,446	49,725	33,305	11,250	32,004	3,162	
Responding on Item	543,309	182,340	132,589	50,391	163,198	14,790	
None†	96.2 (95.8,96.5)	95.8 (95.1,96.4)	95.9 (95.0,96.6)	96.4 (95.3,97.2)	96.8 (96.0,97.4)	96.3 (94.7,97.4)	
1	3.6 (3.3,4.0)	3.9 (3.3,4.6)	3.8 (3.1,4.7)	3.6 (2.8,4.7)	3.1 (2.5,3.9)	3.7* (2.6,5.3)	
2	NR (0.0,0.0)	NR (0.0,0.0)	NR (0.0,0.0)	NR (0.0,0.0)	NR (0.0,0.0)	NR (0.0,0.0)	
3	NR (0.0,0.0)	NR (0.0,0.0)	NR (0.0,0.0)	NR (0.0,0.0)	NR (0.0,0.0)	NR (0.0,0.0)	
4	NR (0.0,0.0)	NR (0.0,0.0)	NR (0.0,0.0)	NR (0.0,0.0)	NR (0.0,0.0)	NR (0.0,0.0)	
5 or more	NR (0.0,0.0)	NR (0.0,0.0)	NR (0.0,0.0)	NR (0.0,0.0)	NR (0.0,0.0)	NR (0.0,0.0)	

NR: Not reported; cell size less than 30. * Low precision or cell size between 30 and 59.

† "None" includes spouses with no children or other legal dependents (Q68=2).

Table 70f.2
Number of Children or Other Legal Dependents 23-64 Years Old Who Live on Regular Basis at Member's Permanent Duty Station: Spouses by Member Paygrade.

	Enlisted						Warrant Officers		Officers	
	E1-E3	E4	E5-E6	E7-E9	W1-W5	O1-O3	O4-O6			
Estimated Population										
Not Applicable										
Not Responding on Item	3,201	12,470	58,781	33,269	2,920	5,858	12,947			
Responding on Item	27,562	78,169	224,603	90,065	10,967	53,725	58,219			
None†	98.9 (98.0,99.4)	96.9 (95.8,97.8)	95.3 (94.7,95.8)	95.1 (93.8,96.1)	96.2 (94.1,97.5)	97.8 (96.9,98.5)	97.6 (96.6,98.3)			
1	NR (0.0,0.0)	3.0* (2.2,4.2)	4.4 (3.9,5.1)	4.6 (3.6,5.8)	3.9* (2.5,5.9)	2.0* (1.4,3.0)	2.4* (1.7,3.3)			
2	NR (0.0,0.0)	NR (0.0,0.0)	NR (0.0,0.0)	NR (0.0,0.0)	NR (0.0,0.0)	NR (0.0,0.0)	NR (0.0,0.0)			
3	NR (0.0,0.0)	NR (0.0,0.0)	NR (0.0,0.0)	NR (0.0,0.0)	NR (0.0,0.0)	NR (0.0,0.0)	NR (0.0,0.0)			
4	NR (0.0,0.0)	NR (0.0,0.0)	NR (0.0,0.0)	NR (0.0,0.0)	NR (0.0,0.0)	NR (0.0,0.0)	NR (0.0,0.0)			
5 or more	NR (0.0,0.0)	NR (0.0,0.0)	NR (0.0,0.0)	NR (0.0,0.0)	NR (0.0,0.0)	NR (0.0,0.0)	NR (0.0,0.0)			

NR: Not reported; cell size less than 30. * Low precision or cell size between 30 and 59.
 †"None" includes spouses with no children or other legal dependents (Q68=2).

Table 70f.3
Number of Children or Other Legal Dependents 23-64 Years Old Who Live on Regular Basis at Member's Permanent Duty Station: Spouses by Gender and Member Location.

70f. How many children or other legal dependents do you have in each of the following age groups who live on a regular basis with your spouse [member] (and you) at your spouse's [member's] permanent duty station? (MARK ONE ANSWER IN EACH ROW.) 23-64 years old	Gender		Member Location			
	Male	Female	50 States or District of Columbia		Overseas, American Samoa, Guam, US Virgin Islands, Puerto Rico	
Estimated Population						
Not Applicable						
Not Responding on Item	11,557	117,889	109,965	19,481		
Responding on Item	47,572	495,737	463,583	79,712		
None†	98.6 (97.5,99.2)	96.0 (95.6,96.3)	96.1 (95.7,96.5)	96.5 (95.5,97.3)		
1	NR (0.0,0.0)	3.8 (3.5,4.2)	3.7 (3.3,4.1)	3.2* (2.4,4.2)		
2	NR (0.0,0.0)	NR	NR	NR		
3	NR (0.0,0.0)	NR	NR	NR		
4	NR (0.0,0.0)	NR	NR	NR		
5 or more	NR (0.0,0.0)	NR	NR	NR		

NR: Not reported; cell size less than 30. * Low precision or cell size between 30 and 59.
 † "None" includes spouses with no children or other legal dependents (Q68=2).

Table 70g.1
Number of Children or Other Legal Dependents 65 Years Old or Older Who Live on Regular Basis at Member's Permanent Duty Station: Spouses by Member Service.

	Total	DoD					Coast Guard
		Total	Army	Navy	Marine Corps	Air Force	
Estimated Population							
Not Applicable							
Not Responding on Item	133,227	129,964	51,365	34,148	11,596	32,855	3,263
Responding on Item	539,528	524,839	180,700	131,747	50,046	162,347	14,689
None†	99.5 (99.4,99.7)	99.5 (99.2,99.7)	99.4 (99.0,99.6)	99.6 (98.9,99.8)	99.7 (99.4,99.9)	99.5 (98.8,99.8)	99.5 (98.8,99.8)
1	0.4* (0.3,0.5)	NR (0.0,0.0)	NR (0.0,0.0)	NR (0.0,0.0)	NR (0.0,0.0)	NR (0.0,0.0)	NR (0.0,0.0)
2	NR (0.0,0.0)	NR (0.0,0.0)	NR (0.0,0.0)	NR (0.0,0.0)	NR (0.0,0.0)	NR (0.0,0.0)	NR (0.0,0.0)
3	NR (0.0,0.0)	NR (0.0,0.0)	NR (0.0,0.0)	NR (0.0,0.0)	NR (0.0,0.0)	NR (0.0,0.0)	NR (0.0,0.0)
4	NR (0.0,0.0)	NR (0.0,0.0)	NR (0.0,0.0)	NR (0.0,0.0)	NR (0.0,0.0)	NR (0.0,0.0)	NR (0.0,0.0)
5 or more	NR (0.0,0.0)	NR (0.0,0.0)	NR (0.0,0.0)	NR (0.0,0.0)	NR (0.0,0.0)	NR (0.0,0.0)	NR (0.0,0.0)

NR: Not reported; cell size less than 30. * Low precision or cell size between 30 and 59.

†"None" includes spouses with no children or other legal dependents (Q68=2).

Table 70g.2
Number of Children or Other Legal Dependents 65 Years Old or Older Who Live on Regular Basis at Member's Permanent Duty Station: Spouses by Member Paygrade.

		Enlisted						Warrant Officers	Officers
		E1-E3	E4	E5-E6	E7-E9	W1-W5	O1-O3	O4-O6	
Estimated Population									
	Not Applicable								
	Not Responding on Item	3,284	12,622	61,108	34,202	2,987	5,950	13,073	
	Responding on Item	27,479	78,017	222,276	89,132	10,900	53,633	58,093	
	None†	99.8 (98.9,100.0)	100.0 (99.7,100.0)	99.6 (99.3,99.7)	98.9 (98.3,99.3)	99.3 (98.7,99.6)	99.8 (99.5,99.9)	99.5 (98.9,99.7)	
1		NR (0.0,0.0)	NR (0.0,0.0)	NR (0.0,0.0)	NR (0.0,0.0)	NR (0.0,0.0)	NR (0.0,0.0)	NR (0.0,0.0)	
2		NR (0.0,0.0)	NR (0.0,0.0)	NR (0.0,0.0)	NR (0.0,0.0)	NR (0.0,0.0)	NR (0.0,0.0)	NR (0.0,0.0)	
3		NR (0.0,0.0)	NR (0.0,0.0)	NR (0.0,0.0)	NR (0.0,0.0)	NR (0.0,0.0)	NR (0.0,0.0)	NR (0.0,0.0)	
4		NR (0.0,0.0)	NR (0.0,0.0)	NR (0.0,0.0)	NR (0.0,0.0)	NR (0.0,0.0)	NR (0.0,0.0)	NR (0.0,0.0)	
5 or more		NR (0.0,0.0)	NR (0.0,0.0)	NR (0.0,0.0)	NR (0.0,0.0)	NR (0.0,0.0)	NR (0.0,0.0)	NR (0.0,0.0)	

NR: Not reported; cell size less than 30.

†"None" includes spouses with no children or other legal dependents (Q68=2).

Table 70g.3
Number of Children or Other Legal Dependents 65 Years Old or Older Who Live on Regular Basis at Member's Permanent Duty Station: Spouses by Gender and Member Location.

70g. How many children or other legal dependents do you have in each of the following age groups who live on a regular basis with your spouse [member] (and you) at your spouse's [member's] permanent duty station? (MARK ONE ANSWER IN EACH ROW.) 65 years old or older	Gender		Member Location		
	Male	Female	50 States or District of Columbia	Overseas, American Samoa, Guam, US Virgin Islands, Puerto Rico	
Estimated Population					
Not Applicable					
Not Responding on Item	11,616	121,611	113,469	19,757	
Responding on Item	47,513	492,015	460,079	79,436	
None†	99.7 (99.2,99.9)	99.5 (99.4,99.7)	99.6 (99.5,99.7)	99.2 (98.5,99.5)	
1	NR (0.0,0.0)	0.4* (0.3,0.5)	0.3* (0.2,0.5)	NR (0.0,0.0)	
2	NR (0.0,0.0)	NR (0.0,0.0)	NR (0.0,0.0)	NR (0.0,0.0)	
3	NR (0.0,0.0)	NR (0.0,0.0)	NR (0.0,0.0)	NR (0.0,0.0)	
4	NR (0.0,0.0)	NR (0.0,0.0)	NR (0.0,0.0)	NR (0.0,0.0)	
5 or more	NR (0.0,0.0)	NR (0.0,0.0)	NR (0.0,0.0)	NR (0.0,0.0)	

NR: Not reported; cell size less than 30. * Low precision or cell size between 30 and 59.
 †"None" includes spouses with no children or other legal dependents (Q68=2).

Table 71a.1
Number of Children or Other Legal Dependents Under 1 Year Old Who Live at Different Location Than Member's Permanent Duty Station:
Spouses by Member Service.

	Total	DoD						Coast Guard
		Total	Army	Navy	Marine Corps	Air Force		
Estimated Population								
Not Applicable								
Not Responding on Item	95,174	93,098	36,947	24,782	8,374	22,994	2,076	
Responding on Item	577,581	561,705	195,118	141,112	53,267	172,208	15,876	
None†	99.5 (99.3,99.6)	99.4 (99.3,99.6)	99.5 (99.2,99.6)	99.2 (98.8,99.4)	99.2 (98.7,99.5)	99.7 (99.5,99.9)	99.7 (99.4,99.9)	
1	0.6 (0.4,0.7)	0.6 (0.4,0.7)	NR (0.0,0.0)	0.8* (0.6,1.2)	NR (0.0,0.0)	NR (0.0,0.0)	NR (0.0,0.0)	
2	NR (0.0,0.0)	NR (0.0,0.0)	NR (0.0,0.0)	NR (0.0,0.0)	NR (0.0,0.0)	NR (0.0,0.0)	NR (0.0,0.0)	
3	NR (0.0,0.0)	NR (0.0,0.0)	NR (0.0,0.0)	NR (0.0,0.0)	NR (0.0,0.0)	NR (0.0,0.0)	NR (0.0,0.0)	
4	NR (0.0,0.0)	NR (0.0,0.0)	NR (0.0,0.0)	NR (0.0,0.0)	NR (0.0,0.0)	NR (0.0,0.0)	NR (0.0,0.0)	
5 or more	NR (0.0,0.0)	NR (0.0,0.0)	NR (0.0,0.0)	NR (0.0,0.0)	NR (0.0,0.0)	NR (0.0,0.0)	NR (0.0,0.0)	

NR: Not reported; cell size less than 30. * Low precision or cell size between 30 and 59.

† "None" includes spouses with no children or other legal dependents (Q68=2).

Table 71a.2
Number of Children or Other Legal Dependents Under 1 Year Old Who Live at Different Location Than Member's Permanent Duty Station: Spouses by Member Paygrade.

71a. How many children or other legal dependents do you have in each of the following age groups who live on a regular basis at a different location than your spouse's [member's] permanent duty station? (MARK ONE ANSWER IN EACH ROW.) Under 1 year old

	Enlisted						Warrant Officers	Officers
	E1-E3	E4	E5-E6	E7-E9	W1-W5	O1-O3		
Estimated Population								
Not Applicable								
Not Responding on Item	2,006	8,204	42,740	25,672	2,328	3,746	10,478	
Responding on Item	28,757	82,435	240,644	97,661	11,559	55,837	60,688	
None†	97.9 (96.9,98.6)	98.6 (98.0,99.1)	99.6 (99.3,99.7)	99.9 (99.7,100.0)	99.5 (98.7,99.8)	99.7 (99.3,99.9)	99.8 (99.4,99.9)	
1	2.1* (1.5,3.1)	1.4* (0.9,2.0)	NR (0.0,0.0)	NR (0.0,0.0)	NR (0.0,0.0)	NR (0.0,0.0)	NR (0.0,0.0)	
2	NR (0.0,0.0)	NR (0.0,0.0)	NR (0.0,0.0)	NR (0.0,0.0)	NR (0.0,0.0)	NR (0.0,0.0)	NR (0.0,0.0)	
3	NR (0.0,0.0)	NR (0.0,0.0)	NR (0.0,0.0)	NR (0.0,0.0)	NR (0.0,0.0)	NR (0.0,0.0)	NR (0.0,0.0)	
4	NR (0.0,0.0)	NR (0.0,0.0)	NR (0.0,0.0)	NR (0.0,0.0)	NR (0.0,0.0)	NR (0.0,0.0)	NR (0.0,0.0)	
5 or more	NR (0.0,0.0)	NR (0.0,0.0)	NR (0.0,0.0)	NR (0.0,0.0)	NR (0.0,0.0)	NR (0.0,0.0)	NR (0.0,0.0)	

NR: Not reported; cell size less than 30. * Low precision or cell size between 30 and 59.

† "None" includes spouses with no children or other legal dependents (Q68=2).

Table 71a.3
Number of Children or Other Legal Dependents Under 1 Year Old Who Live at Different Location Than Member's Permanent Duty Station:
Spouses by Gender and Member Location

71a. How many children or other legal dependents do you have in each of the following age groups who live on a regular basis at a different location than your spouse's [member's] permanent duty station? (MARK ONE ANSWER IN EACH ROW.) Under 1 year old	Gender		Member Location			
	Male	Female	50 States or District of Columbia		Overseas, American Samoa, Guam, US Virgin Islands, Puerto Rico	
Estimated Population						
Not Applicable						
Not Responding on Item	9,499	85,675	80,237	14,938		
Responding on Item	49,630	527,951	493,312	84,255		
None†	99.6 (98.9,99.8)	99.4 (99.3,99.6)	99.6 (99.4,99.7)	98.9 (98.2,99.3)		
1	NR (0.0,0.0)	0.6 (0.4,0.7)	0.4 (0.3,0.6)	NR (0.0,0.0)		
2	NR (0.0,0.0)	NR (0.0,0.0)	NR (0.0,0.0)	NR (0.0,0.0)		
3	NR (0.0,0.0)	NR (0.0,0.0)	NR (0.0,0.0)	NR (0.0,0.0)		
4	NR (0.0,0.0)	NR (0.0,0.0)	NR (0.0,0.0)	NR (0.0,0.0)		
5 or more	NR (0.0,0.0)	NR (0.0,0.0)	NR (0.0,0.0)	NR (0.0,0.0)		

NR: Not reported; cell size less than 30.

†"None" includes spouses with no children or other legal dependents (Q68=2).

Table 71b.1
Number of Children or Other Legal Dependents 1 Year Old to Under 2 Years Old Who Live at Different Location Than Member's Permanent Duty Station: Spouses by Member Service.

	Total	DoD					Air Force	Coast Guard
		Army	Navy	Marine Corps	Air Force	Coast Guard		
Estimated Population								
Not Applicable								
Not Responding on Item	101,723	39,697	26,474	8,592	24,556	2,405		
Responding on Item	571,032	192,368	139,421	53,049	170,647	15,547		
None†	99.1 (98.9,99.3)	98.8 (98.5,99.1)	99.2 (98.8,99.5)	99.0 (98.4,99.4)	99.4 (98.9,99.6)	99.6 (98.9,99.8)		
1	0.9 (0.7,1.1)	1.1* (0.8,1.5)	0.8* (0.5,1.3)	NR (0.0,0.0)	NR (0.0,0.0)	NR (0.0,0.0)		
2	NR (0.0,0.0)	NR (0.0,0.0)	NR (0.0,0.0)	NR (0.0,0.0)	NR (0.0,0.0)	NR (0.0,0.0)		
3	NR (0.0,0.0)	NR (0.0,0.0)	NR (0.0,0.0)	NR (0.0,0.0)	NR (0.0,0.0)	NR (0.0,0.0)		
4	NR (0.0,0.0)	NR (0.0,0.0)	NR (0.0,0.0)	NR (0.0,0.0)	NR (0.0,0.0)	NR (0.0,0.0)		
5 or more	NR (0.0,0.0)	NR (0.0,0.0)	NR (0.0,0.0)	NR (0.0,0.0)	NR (0.0,0.0)	NR (0.0,0.0)		

NR: Not reported; cell size less than 30. * Low precision or cell size between 30 and 59.

†"None" includes spouses with no children or other legal dependents (Q68=2).

Table 71b.2
Number of Children or Other Legal Dependents 1 Year Old to Under 2 Years Old Who Live at Different Location Than Member's Permanent Duty Station: Spouses by Member Paygrade.

	Enlisted						Warrant Officers		Officers	
	E1-E3	E4	E5-E6	E7-E9	W1-W5	O1-O3	O4-O6			
Estimated Population										
Not Applicable										
Not Responding on Item	2,492	9,163	46,307	26,784	2,386	4,175	10,417			
Responding on Item	28,271	81,476	237,077	96,550	11,501	55,408	60,749			
None†	97.9 (96.8,98.6)	98.1 (97.1,98.7)	99.1 (98.7,99.4)	99.9 (99.7,100.0)	99.6 (99.1,99.8)	99.4 (98.8,99.7)	99.6 (98.9,99.8)			
1	NR (0.0,0.0)	1.9* (1.3,2.9)	0.9* (0.6,1.3)	NR (0.0,0.0)	NR (0.0,0.0)	NR (0.0,0.0)	NR (0.0,0.0)			
2	NR (0.0,0.0)	NR (0.0,0.0)	NR (0.0,0.0)	NR (0.0,0.0)	NR (0.0,0.0)	NR (0.0,0.0)	NR (0.0,0.0)			
3	NR (0.0,0.0)	NR (0.0,0.0)	NR (0.0,0.0)	NR (0.0,0.0)	NR (0.0,0.0)	NR (0.0,0.0)	NR (0.0,0.0)			
4	NR (0.0,0.0)	NR (0.0,0.0)	NR (0.0,0.0)	NR (0.0,0.0)	NR (0.0,0.0)	NR (0.0,0.0)	NR (0.0,0.0)			
5 or more	NR (0.0,0.0)	NR (0.0,0.0)	NR (0.0,0.0)	NR (0.0,0.0)	NR (0.0,0.0)	NR (0.0,0.0)	NR (0.0,0.0)			

NR: Not reported; cell size less than 30. * Low precision or cell size between 30 and 59.

† "None" includes spouses with no children or other legal dependents (Q68=2).

Table 71b.3
Number of Children or Other Legal Dependents 1 Year Old to Under 2 Years Old Who Live at Different Location Than Member's Permanent Duty Station: Spouses by Gender and Member Location.

71b. How many children or other legal dependents do you have in each of the following age groups who live on a regular basis at a different location than your spouse's [member's] permanent duty station? (MARK ONE ANSWER IN EACH ROW.) 1 year to under 2 years old	Gender		Member Location			
	Male	Female	50 States or District of Columbia	Overseas, American Samoa, Guam, US Virgin Islands, Puerto Rico		
Estimated Population						
Not Applicable						
Not Responding on Item	9,350	92,373	85,434	16,289		
Responding on Item	49,779	521,253	488,114	82,904		
None†	98.5 (97.0,99.2)	99.2 (99.0,99.3)	99.2 (99.0,99.4)	98.4 (97.5,98.9)		
1	NR (0.0,0.0)	0.8 (0.6,1.0)	0.8 (0.6,1.0)	1.6* (1.0,2.4)		
2	NR (0.0,0.0)	NR (0.0,0.0)	NR (0.0,0.0)	NR (0.0,0.0)		
3	NR (0.0,0.0)	NR (0.0,0.0)	NR (0.0,0.0)	NR (0.0,0.0)		
4	NR (0.0,0.0)	NR (0.0,0.0)	NR (0.0,0.0)	NR (0.0,0.0)		
5 or more	NR (0.0,0.0)	NR (0.0,0.0)	NR (0.0,0.0)	NR (0.0,0.0)		

NR: Not reported; cell size less than 30. * Low precision or cell size between 30 and 59.
 † "None" includes spouses with no children or other legal dependents (Q68=2).

Table 71c.1
Number of Children or Other Legal Dependents 2-5 Years Old Who Live at Different Location Than Member's Permanent Duty Station: Spouses by Member Service.

	Total	DoD					Coast Guard
		Total	Army	Navy	Marine Corps	Air Force	
Estimated Population							
Not Applicable							
Not Responding on Item	91,757	89,577	35,405	24,006	7,749	22,418	2,180
Responding on Item	580,998	565,226	196,660	141,888	53,893	172,785	15,772
None†	97.2 (96.9,97.5)	97.2 (96.8,97.5)	96.6 (96.0,97.1)	97.3 (96.6,97.9)	96.6 (95.4,97.5)	97.9 (97.2,98.4)	98.0 (96.7,98.8)
1	2.4 (2.1,2.8)	2.4 (2.1,2.8)	2.8 (2.3,3.3)	2.3 (1.8,3.0)	3.0* (2.2,4.2)	2.0* (1.5,2.7)	NR (0.0,0.0)
2	0.3* (0.2,0.5)	0.3* (0.2,0.5)	NR (0.0,0.0)	NR (0.0,0.0)	NR (0.0,0.0)	NR (0.0,0.0)	NR (0.0,0.0)
3	NR (0.0,0.0)	NR (0.0,0.0)	NR (0.0,0.0)	NR (0.0,0.0)	NR (0.0,0.0)	NR (0.0,0.0)	NR (0.0,0.0)
4	NR (0.0,0.0)	NR (0.0,0.0)	NR (0.0,0.0)	NR (0.0,0.0)	NR (0.0,0.0)	NR (0.0,0.0)	NR (0.0,0.0)
5 or more	NR (0.0,0.0)	NR (0.0,0.0)	NR (0.0,0.0)	NR (0.0,0.0)	NR (0.0,0.0)	NR (0.0,0.0)	NR (0.0,0.0)

NR: Not reported; cell size less than 30. * Low precision or cell size between 30 and 59.

†"None" includes spouses with no children or other legal dependents (Q68=2).

Table 71c.2
Number of Children or Other Legal Dependents 2-5 Years Old Who Live at Different Location Than Member's Permanent Duty Station: Spouses by Member Paygrade.

	Enlisted						Warrant Officers		Officers	
	E1-E3	E4	E5-E6	E7-E9	W1-W5	O1-O3	O4-O6			
Estimated Population										
Not Applicable										
Not Responding on Item	2,089	7,793	40,293	25,355	2,306	3,887	10,033			
Responding on Item	28,674	82,846	243,090	97,978	11,581	55,696	61,133			
None†	96.7 (95.5,97.6)	94.9 (93.5,95.9)	96.5 (95.8,97.1)	98.4 (97.8,98.9)	98.5 (97.5,99.1)	99.0 (98.3,99.5)	99.4 (98.8,99.7)			
1	3.0* (2.2,4.2)	4.4 (3.4,5.7)	2.9 (2.4,3.6)	1.5* (1.0,2.1)	NR (0.0,0.0)	NR (0.0,0.0)	NR (0.0,0.0)			
2	NR (0.0,0.0)	NR (0.0,0.0)	NR (0.0,0.0)	NR (0.0,0.0)	NR (0.0,0.0)	NR (0.0,0.0)	NR (0.0,0.0)			
3	NR (0.0,0.0)	NR (0.0,0.0)	NR (0.0,0.0)	NR (0.0,0.0)	NR (0.0,0.0)	NR (0.0,0.0)	NR (0.0,0.0)			
4	NR (0.0,0.0)	NR (0.0,0.0)	NR (0.0,0.0)	NR (0.0,0.0)	NR (0.0,0.0)	NR (0.0,0.0)	NR (0.0,0.0)			
5 or more	NR (0.0,0.0)	NR (0.0,0.0)	NR (0.0,0.0)	NR (0.0,0.0)	NR (0.0,0.0)	NR (0.0,0.0)	NR (0.0,0.0)			

NR: Not reported; cell size less than 30. * Low precision or cell size between 30 and 59.

†"None" includes spouses with no children or other legal dependents (Q68=2).

Table 71c.3
Number of Children or Other Legal Dependents 2-5 Years Old Who Live at Different Location Than Member's Permanent Duty Station: Spouses by Gender and Member Location.

71c. How many children or other legal dependents do you have in each of the following age groups who live on a regular basis at a different location than your spouse's [member's] permanent duty station? (MARK ONE ANSWER IN EACH ROW.) 2-5 years old	Gender		Member Location			
	Male	Female	50 States or District of Columbia		Overseas, American Samoa, Guam, US Virgin Islands, Puerto Rico	
Estimated Population						
Not Applicable						
Not Responding on Item	9,275	82,482	77,435	14,321		
Responding on Item	49,854	531,144	496,113	84,872		
None†	97.6 (95.9,98.6)	97.2 (96.8,97.5)	97.5 (97.1,97.7)	95.7 (94.5,96.7)		
1	NR (0.0,0.0)	2.5 (2.2,2.8)	2.2 (1.9,2.5)	3.8 (2.9,5.1)		
2	NR (0.0,0.0)	0.3* (0.2,0.5)	0.3* (0.2,0.5)	NR (0.0,0.0)		
3	NR (0.0,0.0)	NR (0.0,0.0)	NR (0.0,0.0)	NR (0.0,0.0)		
4	NR (0.0,0.0)	NR (0.0,0.0)	NR (0.0,0.0)	NR (0.0,0.0)		
5 or more	NR (0.0,0.0)	NR (0.0,0.0)	NR (0.0,0.0)	NR (0.0,0.0)		

NR: Not reported; cell size less than 30. * Low precision or cell size between 30 and 59.

†"None" includes spouses with no children or other legal dependents (Q68=2).

Table 71d.1
Number of Children or Other Legal Dependents 6-13 Years Old Who Live at Different Location Than Member's Permanent Duty Station: Spouses by Member Service.

	Total	DoD					Coast Guard
		Total	Army	Navy	Marine Corps	Air Force	
Estimated Population							
Not Applicable							
Not Responding on Item	68,821	67,159	25,702	17,960	6,484	17,013	1,662
Responding on Item	603,934	587,644	206,363	147,934	55,157	178,190	16,290
None†	92.9 (92.3,93.5)	92.8 (92.2,93.4)	90.9 (89.7,91.9)	92.7 (91.6,93.6)	93.9 (92.6,95.0)	94.9 (94.0,95.7)	95.3 (93.8,96.5)
1	5.2 (4.7,5.7)	5.2 (4.7,5.8)	6.6 (5.7,7.7)	5.1 (4.4,5.9)	4.7 (3.7,6.0)	3.9 (3.2,4.7)	3.4* (2.5,4.5)
2	1.7 (1.4,2.0)	1.7 (1.4,2.0)	2.2 (1.8,2.8)	1.9* (1.4,2.6)	NR (0.0,0.0)	NR (0.0,0.0)	NR (0.0,0.0)
3	NR (0.0,0.0)	NR (0.0,0.0)	NR (0.0,0.0)	NR (0.0,0.0)	NR (0.0,0.0)	NR (0.0,0.0)	NR (0.0,0.0)
4	NR (0.0,0.0)	NR (0.0,0.0)	NR (0.0,0.0)	NR (0.0,0.0)	NR (0.0,0.0)	NR (0.0,0.0)	NR (0.0,0.0)
5 or more	NR (0.0,0.0)	NR (0.0,0.0)	NR (0.0,0.0)	NR (0.0,0.0)	NR (0.0,0.0)	NR (0.0,0.0)	NR (0.0,0.0)

NR: Not reported; cell size less than 30. * Low precision or cell size between 30 and 59.

†"None" includes spouses with no children or other legal dependents (Q68=2).

Table 71d.2
Number of Children or Other Legal Dependents 6-13 Years Old Who Live at Different Location Than Member's Permanent Duty Station: Spouses by Member Paygrade.

	Enlisted						Warrant Officers		Officers	
	E1-E3	E4	E5-E6	E7-E9	W1-W5	O1-O3	O4-O6			
Estimated Population										
Not Applicable										
Not Responding on Item	2,556	7,879	28,483	17,310	1,528	3,127	7,938			
Responding on Item	28,207	82,760	254,901	106,023	12,359	56,456	63,228			
None†	98.1 (97.1,98.8)	94.4 (93.0,95.6)	91.0 (89.9,92.0)	90.7 (88.8,92.3)	93.1 (91.2,94.6)	97.3 (96.3,98.0)	96.0 (95.0,96.8)			
1	NR (0.0,0.0)	4.9 (3.8,6.2)	6.5 (5.7,7.5)	6.3 (4.8,8.2)	4.8 (3.6,6.5)	2.0* (1.3,2.9)	3.0* (2.2,4.0)			
2	NR (0.0,0.0)	NR (0.0,0.0)	2.1 (1.7,2.6)	2.7 (2.0,3.5)	NR (0.0,0.0)	NR (0.0,0.0)	NR (0.0,0.0)			
3	NR (0.0,0.0)	NR (0.0,0.0)	NR (0.0,0.0)	NR (0.0,0.0)	NR (0.0,0.0)	NR (0.0,0.0)	NR (0.0,0.0)			
4	NR (0.0,0.0)	NR (0.0,0.0)	NR (0.0,0.0)	NR (0.0,0.0)	NR (0.0,0.0)	NR (0.0,0.0)	NR (0.0,0.0)			
5 or more	NR (0.0,0.0)	NR (0.0,0.0)	NR (0.0,0.0)	NR (0.0,0.0)	NR (0.0,0.0)	NR (0.0,0.0)	NR (0.0,0.0)			

NR: Not reported; cell size less than 30. * Low precision or cell size between 30 and 59.

†"None" includes spouses with no children or other legal dependents (Q68=2).

Table 71d.3
Number of Children or Other Legal Dependents 6-13 Years Old Who Live at Different Location Than Member's Permanent Duty Station: Spouses by Gender and Member Location.

71d. How many children or other legal dependents do you have in each of the following age groups who live on a regular basis at a different location than your spouse's [member's] permanent duty station? (MARK ONE ANSWER IN EACH ROW.) 6-13 years old	Gender		Member Location	
	Male	Female	50 States or District of Columbia	Overseas, American Samoa, Guam, US Virgin Islands, Puerto Rico
Estimated Population				
Not Applicable				
Not Responding on Item	6,395	62,426	57,995	10,826
Responding on Item	52,734	551,200	515,553	88,367
None†	91.0 (88.1,93.2)	93.1 (92.5,93.7)	93.2 (92.6,93.8)	90.9 (89.3,92.3)
1	6.7 (4.7,9.3)	5.0 (4.5,5.6)	4.9 (4.4,5.5)	6.6 (5.3,8.2)
2	NR (0.0,0.0)	1.6 (1.4,1.9)	1.6 (1.4,1.9)	2.0* (1.4,2.8)
3	NR (0.0,0.0)	NR (0.0,0.0)	NR (0.0,0.0)	NR (0.0,0.0)
4	NR (0.0,0.0)	NR (0.0,0.0)	NR (0.0,0.0)	NR (0.0,0.0)
5 or more	NR (0.0,0.0)	NR (0.0,0.0)	NR (0.0,0.0)	NR (0.0,0.0)

NR: Not reported; cell size less than 30. * Low precision or cell size between 30 and 59.

†"None" includes spouses with no children or other legal dependents (Q68=2).

Table 71e.1
Number of Children or Other Legal Dependents 14-22 Years Old Who Live at Different Location Than Member's Permanent Duty Station:
Spouses by Member Service.

	Total	DoD					Coast Guard
		Total	Army	Navy	Marine Corps	Air Force	
Estimated Population							
Not Applicable							
Not Responding on Item	77,890	29,291	20,732	6,876	19,099	1,892	
Responding on Item	594,865	202,774	145,163	54,765	176,103	16,060	
None†	92.7 (92.2,93.2)	91.6 (90.6,92.5)	92.8 (91.8,93.7)	94.4 (93.2,95.3)	93.4 (92.6,94.2)	93.1 (91.6,94.4)	
1	5.3 (5.0,5.7)	5.8 (5.2,6.5)	5.6 (4.8,6.6)	4.5 (3.7,5.6)	4.9 (4.2,5.7)	5.2 (4.1,6.7)	
2	1.7 (1.4,2.1)	2.3 (1.7,3.1)	1.4* (1.0,1.8)	NR (0.0,0.0)	1.6* (1.1,2.3)	1.4* (0.9,2.1)	
3	NR (0.0,0.0)	NR (0.0,0.0)	NR (0.0,0.0)	NR (0.0,0.0)	NR (0.0,0.0)	NR (0.0,0.0)	
4	NR (0.0,0.0)	NR (0.0,0.0)	NR (0.0,0.0)	NR (0.0,0.0)	NR (0.0,0.0)	NR (0.0,0.0)	
5 or more	NR (0.0,0.0)	NR (0.0,0.0)	NR (0.0,0.0)	NR (0.0,0.0)	NR (0.0,0.0)	NR (0.0,0.0)	

NR: Not reported; cell size less than 30. * Low precision or cell size between 30 and 59.

†"None" includes spouses with no children or other legal dependents (Q68=2).

Table 71e.2
Number of Children or Other Legal Dependents 14-22 Years Old Who Live at Different Location Than Member's Permanent Duty Station: Spouses by Member Paygrade.

	Enlisted						Warrant Officers		Officers	
	E1-E3	E4	E5-E6	E7-E9	W1-W5	O1-O3	O4-O6			
Estimated Population										
Not Applicable										
Not Responding on Item	2,739	10,132	40,119	14,985	1,211	3,449	5,254			
Responding on Item	28,024	80,507	243,265	108,348	12,676	56,134	65,912			
None†	99.1 (98.4,99.5)	99.0 (98.3,99.4)	94.5 (93.6,95.3)	85.1 (83.3,86.7)	86.9 (84.6,88.9)	97.2 (96.1,98.0)	85.9 (84.2,87.5)			
1	NR (0.0,0.0)	NR (0.0,0.0)	4.0 (3.5,4.7)	11.1 (9.7,12.6)	9.1 (7.5,11.0)	2.1* (1.4,3.2)	10.4 (9.0,11.9)			
2	NR (0.0,0.0)	NR (0.0,0.0)	1.4* (0.9,2.1)	3.5 (2.9,4.4)	3.6* (2.6,5.1)	NR (0.0,0.0)	3.3* (2.4,4.6)			
3	NR (0.0,0.0)	NR (0.0,0.0)	NR (0.0,0.0)	NR (0.0,0.0)	NR (0.0,0.0)	NR (0.0,0.0)	NR (0.0,0.0)			
4	NR (0.0,0.0)	NR (0.0,0.0)	NR (0.0,0.0)	NR (0.0,0.0)	NR (0.0,0.0)	NR (0.0,0.0)	NR (0.0,0.0)			
5 or more	NR (0.0,0.0)	NR (0.0,0.0)	NR (0.0,0.0)	NR (0.0,0.0)	NR (0.0,0.0)	NR (0.0,0.0)	NR (0.0,0.0)			

NR: Not reported; cell size less than 30. * Low precision or cell size between 30 and 59.

† "None" includes spouses with no children or other legal dependents (Q68=2).

Table 71e.3
Number of Children or Other Legal Dependents 14-22 Years Old Who Live at Different Location Than Member's Permanent Duty Station: Spouses by Gender and Member Location.

Estimated Population	Gender		Member Location		
	Male	Female	50 States or District of Columbia	Overseas, American Samoa, Guam, US Virgin Islands, Puerto Rico	
Not Applicable					
Not Responding on Item	7,261	70,628	64,802	13,088	
Responding on Item	51,867	542,998	508,746	86,105	
None†	90.1 (87.8,91.9)	93.0 (92.5,93.5)	92.7 (92.1,93.2)	93.1 (91.7,94.2)	
1	6.9 (5.2,8.9)	5.2 (4.8,5.6)	5.5 (5.1,5.9)	4.7 (3.8,5.9)	
2	2.8* (1.9,4.0)	1.6 (1.3,2.0)	1.7 (1.4,2.1)	2.0* (1.4,2.9)	
3	NR (0.0,0.0)	NR (0.0,0.0)	NR (0.0,0.0)	NR (0.0,0.0)	
4	NR (0.0,0.0)	NR (0.0,0.0)	NR (0.0,0.0)	NR (0.0,0.0)	
5 or more	NR (0.0,0.0)	NR (0.0,0.0)	NR (0.0,0.0)	NR (0.0,0.0)	

NR: Not reported; cell size less than 30. * Low precision or cell size between 30 and 59.

†"None" includes spouses with no children or other legal dependents (Q68=2).

Table 71f.1
Number of Children or Other Legal Dependents 23-64 Years Old Who Live at Different Location Than Member's Permanent Duty Station: Spouses by Member Service.

	Total	DoD						Coast Guard
		Total	Army	Navy	Marine Corps	Air Force		
Estimated Population								
Not Applicable								
Not Responding on Item	104,778	102,316	40,002	27,583	9,345	25,386	2,462	
Responding on Item	567,977	552,487	192,063	138,311	52,296	169,817	15,490	
None†	98.7 (98.4,98.9)	98.7 (97.6,98.5)	98.7 (98.2,99.1)	98.7 (98.4,99.3)	99.0 (98.7,99.4)	99.2 (98.7,99.5)	99.2 (98.7,99.5)	
1	1.1 (0.9,1.3)	1.1 (0.9,1.3)	1.5 (1.1,2.0)	1.1* (0.7,1.5)	NR (0.0,0.0)	NR (0.0,0.0)	NR (0.0,0.0)	
2	0.2* (0.1,0.3)	0.2* (0.0,0.0)	NR (0.0,0.0)	NR (0.0,0.0)	NR (0.0,0.0)	NR (0.0,0.0)	NR (0.0,0.0)	
3	NR (0.0,0.0)	NR (0.0,0.0)	NR (0.0,0.0)	NR (0.0,0.0)	NR (0.0,0.0)	NR (0.0,0.0)	NR (0.0,0.0)	
4	NR (0.0,0.0)	NR (0.0,0.0)	NR (0.0,0.0)	NR (0.0,0.0)	NR (0.0,0.0)	NR (0.0,0.0)	NR (0.0,0.0)	
5 or more	NR (0.0,0.0)	NR (0.0,0.0)	NR (0.0,0.0)	NR (0.0,0.0)	NR (0.0,0.0)	NR (0.0,0.0)	NR (0.0,0.0)	

NR: Not reported; cell size less than 30. * Low precision or cell size between 30 and 59.

†"None" includes spouses with no children or other legal dependents (Q68=2).

Table 71f.2
Number of Children or Other Legal Dependents 23-64 Years Old Who Live at Different Location Than Member's Permanent Duty Station: Spouses by Member Paygrade.

	Enlisted						Warrant Officers		Officers	
	E1-E3	E4	E5-E6	E7-E9	W1-W5	O1-O3	O4-O6			
Estimated Population										
Not Applicable										
Not Responding on Item	2,807	10,414	47,862	26,654	2,350	4,398	10,293			
Responding on Item	27,956	80,225	235,522	96,680	11,537	55,185	60,873			
None†	99.7 (99.1,99.9)	99.4 (98.9,99.7)	98.8 (98.5,99.1)	97.3 (96.4,98.0)	97.6 (96.3,98.4)	99.5 (98.9,99.8)	98.3 (97.5,98.8)			
1	NR (0.0,0.0)	NR (0.0,0.0)	1.0* (0.8,1.4)	2.0* (1.5,2.8)	NR (0.0,0.0)	NR (0.0,0.0)	NR (0.0,0.0)			
2	NR (0.0,0.0)	NR (0.0,0.0)	NR (0.0,0.0)	NR (0.0,0.0)	NR (0.0,0.0)	NR (0.0,0.0)	NR (0.0,0.0)			
3	NR (0.0,0.0)	NR (0.0,0.0)	NR (0.0,0.0)	NR (0.0,0.0)	NR (0.0,0.0)	NR (0.0,0.0)	NR (0.0,0.0)			
4	NR (0.0,0.0)	NR (0.0,0.0)	NR (0.0,0.0)	NR (0.0,0.0)	NR (0.0,0.0)	NR (0.0,0.0)	NR (0.0,0.0)			
5 or more	NR (0.0,0.0)	NR (0.0,0.0)	NR (0.0,0.0)	NR (0.0,0.0)	NR (0.0,0.0)	NR (0.0,0.0)	NR (0.0,0.0)			

NR: Not reported; cell size less than 30. * Low precision or cell size between 30 and 59.

†"None" includes spouses with no children or other legal dependents (Q68=2).

Table 71f.3
Number of Children or Other Legal Dependents 23-64 Years Old Who Live at Different Location Than Member's Permanent Duty Station: Spouses by Gender and Member Location.

71f. How many children or other legal dependents do you have in each of the following age groups who live on a regular basis at a different location than your spouse's [member's] permanent duty station? (MARK ONE ANSWER IN EACH ROW.) 23-64 years old	Gender		Member Location			
	Male	Female	50 States or District of Columbia		Overseas, American Samoa, Guam, US Virgin Islands, Puerto Rico	
Estimated Population						
Not Applicable						
Not Responding on Item	9,914	94,864	87,896	16,882		
Responding on Item	49,215	518,762	485,652	82,311		
None†	98.5 (97.4,99.1)	98.7 (98.4,98.9)	98.8 (98.6,99.0)	97.9 (97.0,98.5)		
1	NR (0.0,0.0)	1.0 (0.8,1.3)	0.9 (0.8,1.1)	2.0* (1.4,2.8)		
2	NR (0.0,0.0)	0.2* (0.1,0.3)	NR (0.0,0.0)	NR (0.0,0.0)		
3	NR (0.0,0.0)	NR (0.0,0.0)	NR (0.0,0.0)	NR (0.0,0.0)		
4	NR (0.0,0.0)	NR (0.0,0.0)	NR (0.0,0.0)	NR (0.0,0.0)		
5 or more	NR (0.0,0.0)	NR (0.0,0.0)	NR (0.0,0.0)	NR (0.0,0.0)		

NR: Not reported; cell size less than 30. * Low precision or cell size between 30 and 59.
 † "None" includes spouses with no children or other legal dependents (Q68=2).

Table 71g.1
Number of Children or Other Legal Dependents 65 Years Old or Older Who Live at Different Location Than Member's Permanent Duty Station: Spouses by Member Service.

	Total	DoD						Coast Guard
		Total	Army	Navy	Marine Corps	Air Force		
Estimated Population								
Not Applicable								
Not Responding on Item	108,818	106,214	41,659	28,652	9,700	26,202	2,604	
Responding on Item	563,937	548,589	190,406	137,242	51,941	169,001	15,348	
None†	100.0	100.0	99.9	100.0	99.9	100.0	100.0	
	(99.9,100.0)	(99.9,100.0)	(99.8,100.0)	(99.8,100.0)	(99.8,100.0)	(99.8,100.0)	(N/A,N/A)	
1	NR	NR	NR	NR	NR	NR	NR	
	(0.0,0.0)	(0.0,0.0)	(0.0,0.0)	(0.0,0.0)	(0.0,0.0)	(0.0,0.0)	(0.0,0.0)	
2	NR	NR	NR	NR	NR	NR	NR	
	(0.0,0.0)	(0.0,0.0)	(0.0,0.0)	(0.0,0.0)	(0.0,0.0)	(0.0,0.0)	(0.0,0.0)	
3	NR	NR	NR	NR	NR	NR	NR	
	(0.0,0.0)	(0.0,0.0)	(0.0,0.0)	(0.0,0.0)	(0.0,0.0)	(0.0,0.0)	(0.0,0.0)	
4	NR	NR	NR	NR	NR	NR	NR	
	(0.0,0.0)	(0.0,0.0)	(0.0,0.0)	(0.0,0.0)	(0.0,0.0)	(0.0,0.0)	(0.0,0.0)	
5 or more	NR	NR	NR	NR	NR	NR	NR	
	(0.0,0.0)	(0.0,0.0)	(0.0,0.0)	(0.0,0.0)	(0.0,0.0)	(0.0,0.0)	(0.0,0.0)	

NR: Not reported; cell size less than 30.

†"None" includes spouses with no children or other legal dependents (Q68=2).

Table 71g.2
Number of Children or Other Legal Dependents 65 Years Old or Older Who Live at Different Location Than Member's Permanent Duty Station: Spouses by Member Paygrade.

	Enlisted						Warrant Officers	Officers
	E1-E3	E4	E5-E6	E7-E9	W1-W5	O1-O3		
Estimated Population								
Not Applicable								
Not Responding on Item	2,889	10,583	49,687	27,668	2,462	4,596	10,933	
Responding on Item	27,874	80,056	233,697	95,665	11,425	54,987	60,233	
None†	100.0 (N/A,N/A)	100.0 (N/A,N/A)	100.0 (99.8,100.0)	99.9 (99.6,100.0)	99.9 (99.3,100.0)	99.9 (99.6,100.0)	99.9 (99.8,100.0)	
1	NR (0.0,0.0)	NR (0.0,0.0)	NR (0.0,0.0)	NR (0.0,0.0)	NR (0.0,0.0)	NR (0.0,0.0)	NR (0.0,0.0)	
2	NR (0.0,0.0)	NR (0.0,0.0)	NR (0.0,0.0)	NR (0.0,0.0)	NR (0.0,0.0)	NR (0.0,0.0)	NR (0.0,0.0)	
3	NR (0.0,0.0)	NR (0.0,0.0)	NR (0.0,0.0)	NR (0.0,0.0)	NR (0.0,0.0)	NR (0.0,0.0)	NR (0.0,0.0)	
4	NR (0.0,0.0)	NR (0.0,0.0)	NR (0.0,0.0)	NR (0.0,0.0)	NR (0.0,0.0)	NR (0.0,0.0)	NR (0.0,0.0)	
5 or more	NR (0.0,0.0)	NR (0.0,0.0)	NR (0.0,0.0)	NR (0.0,0.0)	NR (0.0,0.0)	NR (0.0,0.0)	NR (0.0,0.0)	

NR: Not reported; cell size less than 30.

†"None" includes spouses with no children or other legal dependents (Q68=2).

**Table 71g.3
Number of Children or Other Legal Dependents 65 Years Old or Older Who Live at Different Location Than Member's Permanent Duty Station:
Spouses by Gender and Member Location.**

	Gender		Member Location		
	Male	Female	50 States or District of Columbia	Overseas, American Samoa, Guam, US Virgin Islands, Puerto Rico	
Estimated Population					
Not Applicable					
Not Responding on Item	10,388	98,429	91,552	17,266	
Responding on Item	48,740	515,197	481,996	81,927	
None†	100.0 (N/A,N/A)	99.9 (99.9,100.0)	100.0 (99.9,100.0)	99.9 (99.6,100.0)	
1	NR (0.0,0.0)	NR (0.0,0.0)	NR (0.0,0.0)	NR (0.0,0.0)	
2	NR (0.0,0.0)	NR (0.0,0.0)	NR (0.0,0.0)	NR (0.0,0.0)	
3	NR (0.0,0.0)	NR (0.0,0.0)	NR (0.0,0.0)	NR (0.0,0.0)	
4	NR (0.0,0.0)	NR (0.0,0.0)	NR (0.0,0.0)	NR (0.0,0.0)	
5 or more	NR (0.0,0.0)	NR (0.0,0.0)	NR (0.0,0.0)	NR (0.0,0.0)	

NR: Not reported; cell size less than 30.

†"None" includes spouses with no children or other legal dependents (Q68=2).

Table 72.1
Childcare Arrangements Used During Last 12 Months: Spouses by Member Service.

	Total	DoD					Coast Guard
		Total	Army	Navy	Marine Corps	Air Force	
Estimated Population							
Not Applicable†	159,046	53,271	37,869	15,989	47,485	4,433	
Not Responding on Item	5,181	1,542	1,213	431	1,856	139	
Responding on Item	508,528	177,252	126,813	45,221	145,862	13,380	
Not applicable, I have not used any of the following childcare arrangements	31.2 (30.2,32.2)	33.4 (31.7,35.2)	29.7 (28.0,31.5)	29.2 (26.7,31.7)	30.2 (28.2,32.3)	33.5 (30.3,36.9)	
Child's other parent or stepparent	10.8 (10.0,11.7)	11.1 (9.6,12.8)	9.8 (8.5,11.3)	9.5 (7.7,11.8)	11.7 (10.1,13.5)	12.6 (9.9,16.0)	
Child's brother or sister (age 15 or older)	8.2 (7.6,8.8)	7.4 (6.5,8.5)	8.5 (7.4,9.8)	7.3 (5.7,9.4)	9.0 (7.6,10.6)	8.4 (6.5,10.8)	
Child's brother or sister (under age 15)	7.7 (7.2,8.3)	7.1 (6.2,8.1)	6.4 (5.4,7.6)	6.4 (5.1,7.9)	10.0 (8.7,11.3)	9.3 (7.2,12.0)	
Child's grandparent	28.8 (27.7,30.0)	29.4 (27.7,31.3)	30.4 (28.0,32.9)	31.0 (27.9,34.4)	25.7 (23.3,28.2)	32.7 (28.4,37.4)	
Other relative	15.7 (14.7,16.6)	15.8 (14.2,17.6)	17.9 (16.1,20.0)	17.1 (14.8,19.7)	12.6 (11.0,14.4)	21.1 (18.0,24.7)	
Friend or neighbor	55.4 (54.0,56.7)	55.0 (52.9,57.1)	55.0 (52.7,57.2)	52.8 (49.8,55.8)	57.1 (54.5,59.7)	54.5 (50.0,59.1)	
Sitter, nanny, or au pair	22.6 (21.5,23.8)	20.7 (18.7,22.9)	23.8 (21.7,26.1)	21.5 (19.1,24.1)	24.2 (22.2,26.4)	22.3 (18.9,26.1)	
Preschool (on base)	6.0 (5.5,6.7)	6.3 (5.5,7.3)	4.6 (3.6,5.8)	7.2 (5.8,9.0)	6.9 (5.7,8.3)	NR (0.0,0.0)	

NR: Not reported; cell size less than 30.

†Spouses who had no children or other legal dependents (Q68=2).

Table 72.1 (continued)
Childcare Arrangements Used During Last 12 Months: Spouses by Member Service.

	Total	DoD					Coast Guard
		Total	Army	Navy	Marine Corps	Air Force	
Estimated Population							
Not Applicable†	159,046	53,271	37,869	15,989	47,485	4,433	
Not Responding on Item	5,181	1,542	1,213	431	1,856	139	
Responding on Item	508,528	177,252	126,813	45,221	145,862	13,380	
Preschool (off base)	14.0 (13.2,14.9)	12.9 (11.6,14.2)	16.1 (14.0,18.4)	11.7 (9.7,14.0)	13.9 (11.9,16.1)	19.5 (16.0,23.7)	
"Child Development Center" (on base)	18.2 (17.1,19.4)	19.2 (17.5,20.9)	14.3 (12.2,16.6)	20.2 (17.7,22.9)	20.9 (19.0,23.1)	7.2* (5.4,9.4)	
Childcare center/day care center (off base)	13.5 (12.5,14.6)	14.7 (12.4,17.3)	12.6 (10.9,14.4)	11.9 (10.0,14.2)	13.2 (11.4,15.2)	17.4 (14.6,20.7)	
"Family Childcare Home" (on base)	7.5 (6.9,8.2)	6.5 (5.5,7.7)	5.9 (5.0,7.1)	9.1 (7.3,11.3)	10.1 (8.7,11.6)	NR (0.0,0.0)	
Childcare provider in a home setting (off base)	8.8 (8.1,9.7)	8.1 (6.8,9.7)	11.1 (9.4,13.2)	8.1 (6.5,10.0)	7.8 (6.3,9.6)	9.9 (7.8,12.6)	
"School-Age Care Program" (on base)	6.0 (5.3,6.7)	7.5 (6.3,9.0)	4.0 (3.1,5.2)	4.0* (3.0,5.5)	6.9 (5.4,8.9)	NR (0.0,0.0)	
After-school program (off base)	10.1 (9.4,11.0)	8.5 (7.5,9.7)	12.6 (11.1,14.3)	9.2 (7.3,11.5)	10.1 (8.6,12.0)	10.6 (8.2,13.5)	
Federally supported Head Start program	1.4 (1.1,1.7)	1.9* (1.4,2.5)	NR (0.0,0.0)	NR (0.0,0.0)	NR (0.0,0.0)	NR (0.0,0.0)	
None of the above	4.3 (3.9,4.9)	4.6 (3.8,5.7)	4.6 (3.7,5.7)	4.3* (3.3,5.6)	3.8 (2.9,4.9)	4.5* (2.9,7.0)	

NR: Not reported; cell size less than 30. * Low precision or cell size between 30 and 59.

†Spouses who had no children or other legal dependents (Q68=2).

Table 72.2

Childcare Arrangements Used During Last 12 Months: Spouses by Member Paygrade.

	During the past 12 months, have you routinely used any of the following childcare arrangements? (MARK ALL THAT APPLY.)						
	Enlisted			Officers			
	E1-E3	E4	E5-E6	E7-E9	W1-W5	O1-O3	O4-O6
Estimated Population							
Not Applicable†	13,645	29,372	56,957	20,465	3,048	22,660	12,900
Not Responding on Item	196	587	2,305	1,537	106	116	333
Responding on Item	16,922	60,679	224,122	101,332	10,733	36,807	57,934
Not applicable, I have not used any of the following childcare arrangements	32.4 (28.6,36.4)	26.1 (23.3,29.2)	26.6 (25.1,28.2)	42.6 (40.1,45.1)	40.6 (37.3,44.0)	24.5 (22.0,27.2)	36.4 (33.9,39.0)
Child's other parent or stepparent	11.6* (9.0,14.8)	12.0 (10.0,14.3)	10.8 (9.6,12.2)	9.5 (7.7,11.6)	7.6* (5.5,10.5)	12.2 (9.9,15.0)	10.8 (9.0,13.0)
Child's brother or sister (age 15 or older)	NR (0.0,0.0)	NR (0.0,0.0)	7.1 (6.3,8.1)	16.8 (14.8,19.1)	11.9 (9.7,14.6)	4.5* (3.4,6.1)	13.0 (10.8,15.6)
Child's brother or sister (under age 15)	NR (0.0,0.0)	NR (0.0,0.0)	6.2 (5.5,7.0)	13.8 (11.9,15.8)	12.1 (9.8,14.8)	5.8* (4.4,7.6)	15.3 (13.3,17.6)
Child's grandparent	36.1 (31.5,40.8)	31.1 (28.0,34.4)	28.2 (26.4,30.1)	25.5 (22.8,28.4)	24.0 (20.1,28.3)	34.7 (30.9,38.6)	28.2 (24.9,31.9)
Other relative	21.9 (18.1,26.2)	17.8 (15.0,21.0)	15.5 (14.3,16.9)	15.3 (12.8,18.2)	13.8 (10.4,18.0)	16.5 (13.7,19.7)	12.1 (10.2,14.3)
Friend or neighbor	53.1 (48.2,57.9)	59.0 (55.2,62.6)	55.1 (53.0,57.1)	51.8 (48.4,55.1)	52.2 (47.9,56.6)	62.0 (58.1,65.8)	54.6 (51.0,58.1)
Sitter, nanny, or au pair	13.3 (10.2,17.2)	16.1 (13.6,19.1)	19.5 (17.8,21.3)	19.0 (16.8,21.4)	21.7 (18.1,25.7)	38.7 (34.9,42.6)	41.3 (38.1,44.6)
Preschool (on base)	NR (0.0,0.0)	5.6* (4.2,7.5)	6.7 (5.8,7.7)	4.3* (3.2,5.7)	6.7* (4.4,10.1)	8.2 (6.3,10.7)	5.2* (4.2,6.6)

NR: Not reported; cell size less than 30. * Low precision or cell size between 30 and 59.

†Spouses who had no children or other legal dependents (Q68=2).

Table 72.2 (continued)
Childcare Arrangements Used During Last 12 Months: Spouses by Member Paygrade.

	During the past 12 months, have you routinely used any of the following childcare arrangements? (MARK ALL THAT APPLY.)						
	Enlisted			Warrant Officers		Officers	
	E1-E3	E4	E5-E6	E7-E9	W1-W5	O1-O3	O4-O6
Estimated Population							
Not Applicable†	13,645	29,372	56,957	20,465	3,048	22,660	12,900
Not Responding on Item	196	587	2,305	1,537	106	116	333
Responding on Item	16,922	60,679	224,122	101,332	10,733	36,807	57,934
Preschool (off base)	6.3* (4.5,8.7)	7.9 (6.1,10.0)	13.7 (12.4,15.1)	10.8 (9.2,12.7)	14.0 (11.0,17.7)	25.0 (21.6,28.8)	22.3 (19.4,25.5)
"Child Development Center" (on base)	18.3 (14.4,23.1)	23.9 (20.8,27.3)	19.4 (17.7,21.3)	12.5 (10.6,14.7)	17.5 (13.9,21.7)	18.9 (15.9,22.3)	14.7 (12.3,17.5)
Childcare center/day care center (off base)	12.3 (9.6,15.7)	12.9 (10.5,15.8)	14.9 (13.3,16.5)	14.3 (11.8,17.2)	11.9 (9.2,15.2)	12.1 (9.6,15.1)	8.8 (6.8,11.4)
"Family Childcare Home" (on base)	6.8* (4.5,10.1)	10.5 (8.5,12.9)	9.0 (7.8,10.3)	4.8* (3.6,6.4)	5.3* (3.7,7.6)	5.7* (4.1,7.9)	3.7* (2.5,5.3)
Childcare provider in a home setting (off base)	7.9* (5.6,11.0)	11.2 (9.4,13.3)	10.2 (8.9,11.6)	6.4 (5.2,7.9)	7.5* (5.1,10.8)	6.3* (4.9,8.2)	6.1 (4.0,9.1)
"School-Age Care Program" (on base)	NR (0.0,0.0)	NR (0.0,0.0)	7.5 (6.5,8.7)	8.0 (6.7,9.5)	6.9* (5.0,9.4)	NR (0.0,0.0)	NR (0.0,0.0)
After-school program (off base)	NR (0.0,0.0)	3.5* (2.5,5.0)	11.1 (9.8,12.6)	15.2 (12.7,18.1)	12.4 (9.2,16.5)	5.8* (4.2,7.8)	11.0 (9.1,13.3)
Federally supported Head Start program	NR (0.0,0.0)	NR (0.0,0.0)	1.8* (1.4,2.4)	NR (0.0,0.0)	NR (0.0,0.0)	NR (0.0,0.0)	NR (0.0,0.0)
None of the above	NR (0.0,0.0)	3.7* (2.5,5.4)	3.7 (3.1,4.5)	5.8 (4.7,7.2)	8.5* (6.0,11.9)	NR (0.0,0.0)	6.0 (4.6,7.8)

NR: Not reported; cell size less than 30. * Low precision or cell size between 30 and 59.

†Spouses who had no children or other legal dependents (Q68=2).

Table 72.3
Childcare Arrangements Used During Last 12 Months: Spouses by Gender and Member Location.

	Gender		Member Location		
	Male	Female	50 States or District of Columbia	Overseas, American Samoa, Guam, US Virgin Islands, Puerto Rico	
72. During the past 12 months, have you routinely used any of the following childcare arrangements? (MARK ALL THAT APPLY.)					
Estimated Population					
Not Applicable†	21,002	138,044	133,713	25,319	
Not Responding on Item	395	4,785	4,431	750	
Responding on Item	37,731	470,797	435,404	73,124	
Not applicable, I have not used any of the following childcare arrangements	18.7 (15.9,21.9)	32.2 (31.2,33.2)	31.7 (30.5,32.9)	28.2 (25.7,30.9)	
Child's other parent or stepparent	8.3* (5.9,11.7)	11.1 (10.3,11.9)	11.0 (10.1,11.9)	9.9 (8.0,12.3)	
Child's brother or sister (age 15 or older)	5.7* (4.1,8.0)	8.4 (7.8,9.1)	8.4 (7.8,9.1)	6.7 (5.2,8.6)	
Child's brother or sister (under age 15)	NR (0.0,0.0)	8.1 (7.5,8.7)	7.6 (7.0,8.2)	8.5 (7.0,10.4)	
Child's grandparent	24.0 (20.0,28.6)	29.3 (28.1,30.6)	30.1 (28.9,31.4)	21.6 (19.0,24.4)	
Other relative	13.2 (10.3,16.9)	15.9 (15.0,16.9)	16.3 (15.2,17.3)	12.4 (10.5,14.6)	
Friend or neighbor	43.1 (37.1,49.3)	56.6 (55.3,57.8)	54.8 (53.4,56.2)	58.7 (55.4,62.0)	
Sitter, nanny, or au pair	24.9 (20.3,30.2)	22.4 (21.4,23.5)	22.6 (21.4,23.8)	22.9 (20.1,25.9)	
Preschool (on base)	5.9* (4.0,8.7)	6.1 (5.4,6.7)	5.0 (4.4,5.7)	11.9 (9.8,14.3)	

NR: Not reported; cell size less than 30. * Low precision or cell size between 30 and 59.

†Spouses who had no children or other legal dependents (Q68=2).

Table 72.3 (continued)
Childcare Arrangements Used During Last 12 Months: Spouses by Gender and Member Location.

	Gender		Member Location			
	Male	Female	50 States or District of Columbia	Overseas, American Samoa, Guam, US Virgin Islands, Puerto Rico		
72. During the past 12 months, have you routinely used any of the following childcare arrangements? (MARK ALL THAT APPLY.)						
Estimated Population						
Not Applicable†	21,002	138,044	133,713	25,319		
Not Responding on Item	395	4,785	4,431	750		
Responding on Item	37,731	470,797	435,404	73,124		
Preschool (off base)	11.7 (9.0,15.1)	14.3 (13.4,15.2)	15.1 (14.1,16.1)	8.1 (6.6,10.0)		
"Child Development Center" (on base)	30.0 (24.0,36.9)	17.1 (16.1,18.1)	15.9 (14.8,17.1)	31.3 (28.2,34.5)		
Childcare center/day care center (off base)	16.9 (13.6,20.7)	13.2 (12.1,14.4)	14.9 (13.7,16.1)	6.0 (4.5,7.8)		
"Family Childcare Home" (on base)	13.0* (9.7,17.3)	7.0 (6.3,7.8)	6.9 (6.3,7.6)	11.0 (9.1,13.2)		
Childcare provider in a home setting (off base)	17.7 (11.9,25.4)	8.0 (7.3,8.8)	9.5 (8.6,10.5)	4.9* (3.6,6.7)		
"School-Age Care Program" (on base)	9.7* (6.9,13.4)	5.6 (5.0,6.3)	5.2 (4.5,5.9)	10.6 (8.5,13.1)		
After-school program (off base)	17.2 (12.6,22.9)	9.5 (8.7,10.3)	11.1 (10.2,12.1)	4.6* (3.3,6.4)		
Federally supported Head Start program	NR (0.0,0.0)	1.4 (1.2,1.8)	1.3 (1.0,1.6)	NR (0.0,0.0)		
None of the above	NR (0.0,0.0)	4.4 (3.9,5.0)	4.3 (3.8,4.9)	4.4* (3.4,5.8)		

NR: Not reported; cell size less than 30. * Low precision or cell size between 30 and 59.

†Spouses who had no children or other legal dependents (Q68=2).

Table 73.1
Number of Children Who Use Childcare Arrangements: Spouses by Member Service.

	Total	DoD					Coast Guard
		Total	Army	Navy	Marine Corps	Air Force	
Estimated Population							
Not Applicable†	317,622						8,921
Not Responding on Item	25,849						663
Responding on Item	329,283	308,702	112,428	75,552	29,175	91,547	8,368
1	53.7 (52.6,54.9)	53.7 (52.5,54.9)	52.3 (50.2,54.4)	54.5 (52.1,56.9)	60.9 (57.5,64.2)	52.3 (49.8,54.9)	55.7 (50.9,60.4)
2	35.0 (33.8,36.2)	35.0 (33.8,36.3)	35.7 (33.8,37.7)	33.9 (31.7,36.3)	30.8 (27.6,34.1)	36.5 (34.0,39.2)	32.9 (28.6,37.4)
3	7.6 (6.9,8.3)	7.5 (6.8,8.3)	7.7 (6.7,8.8)	8.3 (7.0,9.7)	5.0* (3.6,6.8)	7.5 (6.2,9.0)	9.1 (6.9,11.8)
4	1.6 (1.3,1.9)	1.6 (1.3,2.0)	1.9* (1.4,2.6)	NR (0.0,0.0)	NR (0.0,0.0)	NR (0.0,0.0)	NR (0.0,0.0)
5 or more	2.2 (1.8,2.6)	2.2 (1.8,2.6)	2.4* (1.8,3.2)	1.9* (1.3,2.6)	NR (0.0,0.0)	2.0* (1.4,2.9)	NR (0.0,0.0)

NR: Not reported; cell size less than 30. * Low precision or cell size between 30 and 59.

†Spouses who had not routinely used childcare arrangements in the past 12 months (Q72A=2), including spouses who had no children or other legal dependents (Q68=2).

Table 73.2
Number of Children Who Use Childcare Arrangements: Spouses by Member Paygrade.

	73. How many of your children routinely use the childcare arrangements marked in Question 72?						
	Enlisted			Warrant Officers	Officers		
	E1-E3	E4	E5-E6	E7-E9	W1-W5	O1-O3	O4-O6
Estimated Population							
Not Applicable†	19,125	45,227	116,575	63,615	3,532	31,672	34,001
Not Responding on Item	570	2,602	10,288	6,350	4,695	1,425	3,794
Responding on Item	11,068	42,810	156,521	53,368	5,660	26,486	33,371
1	73.4 (68.1,78.1)	61.0 (56.9,64.9)	52.1 (50.2,54.0)	53.3 (50.0,56.6)	52.2 (47.3,57.0)	54.1 (49.9,58.3)	46.4 (42.1,50.7)
2	18.5 (14.5,23.1)	29.8 (26.5,33.4)	36.0 (34.1,38.0)	36.9 (33.7,40.2)	37.8 (33.2,42.6)	34.9 (31.1,38.9)	38.7 (34.6,43.0)
3	NR (0.0,0.0)	5.7* (3.9,8.1)	8.1 (7.1,9.2)	6.4 (5.0,8.2)	6.0* (4.1,8.8)	7.2* (5.5,9.4)	10.6 (8.3,13.4)
4	NR (0.0,0.0)	NR (0.0,0.0)	1.7* (1.3,2.3)	NR (0.0,0.0)	NR (0.0,0.0)	NR (0.0,0.0)	NR (0.0,0.0)
5 or more	NR (0.0,0.0)	NR (0.0,0.0)	2.2* (1.7,2.8)	NR (0.0,0.0)	NR (0.0,0.0)	NR (0.0,0.0)	NR (0.0,0.0)

NR: Not reported; cell size less than 30. * Low precision or cell size between 30 and 59.

†Spouses who had not routinely used childcare arrangements in the past 12 months (Q72A=2), including spouses who had no children or other legal dependents (Q68=2).

Table 73.3
Number of Children Who Use Childcare Arrangements: Spouses by Gender and Member Location.

	Gender		Member Location	
	Male	Female	50 States or District of Columbia	Overseas, American Samoa, Guam, US Virgin Islands, Puerto Rico
73. How many of your children routinely use the childcare arrangements marked in Question 72?				
Estimated Population				
Not Applicable†	28,056	289,566	271,658	45,950
Not Responding on Item	1,122	24,727	21,545	4,304
Responding on Item	29,951	299,333	280,345	48,938
1	54.7 (48.9,60.4)	53.7 (52.4,54.9)	54.0 (52.6,55.4)	52.3 (48.8,55.7)
2	36.2 (30.8,41.9)	34.9 (33.7,36.0)	34.7 (33.3,36.1)	36.7 (33.2,40.2)
3	6.9* (4.4,10.5)	7.6 (6.9,8.4)	7.7 (7.0,8.6)	6.5 (5.0,8.3)
4	NR (0.0,0.0)	1.7 (1.4,2.1)	1.6 (1.3,2.0)	NR (0.0,0.0)
5 or more	NR (0.0,0.0)	2.2 (1.8,2.7)	2.0 (1.6,2.5)	3.1* (2.1,4.7)

NR: Not reported; cell size less than 30. * Low precision or cell size between 30 and 59.

†Spouses who had not routinely used childcare arrangements in the past 12 months (Q72A=2), including spouses who had no children or other legal dependents (Q68=2).

Table 74.1
Monthly Childcare Expenses: Spouses by Member Service.

	Total	DoD						Coast Guard
		Total	Army	Navy	Marine Corps	Air Force		
Estimated Population								
Not Applicable†	462,469	162,622	110,844	42,311	133,648		13,043	
Not Responding on Item	10,680	3,723	2,696	876	3,140		245	
Responding on Item	199,606	65,720	52,354	18,455	58,415		4,663	
\$1-100	27.0 (25.3,28.8)	25.5 (22.8,28.3)	27.7 (24.8,30.9)	28.2 (24.9,31.8)	27.4 (24.4,30.6)		29.6 (24.4,35.4)	
\$101-\$200	19.4 (17.9,21.0)	21.5 (18.2,25.1)	17.5 (14.8,20.5)	19.1 (16.0,22.8)	18.4 (16.1,21.0)		24.1 (19.5,29.3)	
\$201-\$300	14.5 (13.3,15.7)	16.7 (14.8,18.9)	14.5 (12.4,16.9)	11.3 (8.7,14.5)	13.1 (10.9,15.7)		12.3* (9.0,16.6)	
\$301-\$400	16.0 (14.5,17.7)	15.3 (11.5,20.1)	15.8 (13.4,18.6)	17.2 (14.1,20.9)	17.1 (14.6,20.0)		10.4* (7.0,15.0)	
\$401-\$500	8.9 (7.7,10.2)	8.0 (6.3,10.1)	8.7 (6.5,11.4)	9.3 (7.2,11.9)	10.1 (8.0,12.7)		NR (0.0,0.0)	
\$501-\$800	9.6 (8.6,10.6)	8.6 (7.0,10.5)	10.6 (8.7,12.7)	11.0 (8.5,14.0)	9.2 (7.4,11.5)		10.9* (7.9,14.8)	
\$801 or more	4.6 (3.8,5.7)	4.3 (3.2,5.8)	5.3* (3.4,8.2)	NR (0.0,0.0)	4.6* (3.3,6.3)		NR (0.0,0.0)	

NR: Not reported; cell size less than 30. * Low precision or cell size between 30 and 59.

†Spouses who spent no money on childcare last month (Q74A=2 or Q74B=0), including spouses who had not routinely used childcare in the past 12 months (Q72A=2) OR spouses who had no children or other legal dependents (Q68=2).

Table 74.2
Monthly Childcare Expenses: Spouses by Member Paygrade.

	Enlisted						Warrant Officers		Officers	
	E1-E3	E4	E5-E6	E7-E9	W1-W5	O1-O3	O4-O6			
Estimated Population										
Not Applicable†	24,830	64,856	180,651	91,148	10,602	41,511	48,870			
Not Responding on Item	239	1,638	4,277	2,875	209	391	1,052			
Responding on Item	5,694	24,145	98,456	29,311	3,076	17,681	21,244			
\$1-100	26.3 (20.7,32.8)	19.4 (15.8,23.6)	22.9 (20.7,25.2)	27.7 (23.8,31.9)	32.5 (27.3,38.3)	39.1 (34.4,44.1)	43.0 (37.5,48.6)			
\$101-\$200	24.0* (17.5,32.0)	16.0 (12.5,20.3)	19.3 (16.9,21.9)	21.1 (17.7,24.9)	19.1 (14.8,24.4)	19.3 (15.1,24.4)	20.2 (16.6,24.3)			
\$201-\$300	21.2* (15.7,28.1)	20.2 (16.7,24.2)	15.7 (13.5,18.2)	9.8 (7.5,12.6)	13.3* (8.6,20.0)	10.3* (7.8,13.5)	10.6 (8.1,13.7)			
\$301-\$400	13.2* (9.2,18.6)	23.3 (19.5,27.5)	17.6 (15.6,19.7)	16.5 (11.7,22.7)	12.1* (8.2,17.4)	9.4* (6.9,12.7)	7.0* (4.8,10.1)			
\$401-\$500	NR (0.0,0.0)	8.7* (6.6,11.3)	9.6 (7.7,11.9)	10.8 (8.4,13.9)	NR (0.0,0.0)	6.7* (4.5,10.0)	6.0* (3.4,10.3)			
\$501-\$800	NR (0.0,0.0)	9.5* (7.0,12.9)	10.8 (9.2,12.5)	9.5* (7.1,12.6)	NR (0.0,0.0)	9.2* (6.8,12.5)	5.8* (3.8,8.6)			
\$801 or more	NR (0.0,0.0)	NR (0.0,0.0)	4.2 (2.9,6.0)	NR (0.0,0.0)	NR (0.0,0.0)	NR (0.0,0.0)	7.5* (5.0,11.1)			

NR: Not reported; cell size less than 30. * Low precision or cell size between 30 and 59.

†Spouses who spent no money on childcare last month (Q74A=2 or Q74B=0), including spouses who had not routinely used childcare in the past 12 months (Q72A=2) OR spouses who had no children or other legal dependents (Q68=2).

Table 74.3
Monthly Childcare Expenses: Spouses by Gender and Member Location.

	Gender		Member Location	
	Male	Female	50 States or District of Columbia	Overseas, American Samoa, Guam, US Virgin Islands, Puerto Rico
74. What is the total amount that you spent last month on childcare arrangements for all of your children?				
Estimated Population				
Not Applicable†	33,316	429,152	394,433	68,022
Not Responding on Item	1,098	9,582	9,366	1,313
Responding on Item	24,714	174,892	169,749	29,858
\$1-100	8.1*	29.6 (27.9,31.4)	26.4 (24.5,28.4)	30.2 (26.2,34.6)
\$101-\$200	10.5*	20.6 (19.1,22.3)	19.1 (17.6,20.7)	21.1 (17.4,25.4)
\$201-\$300	14.1*	14.5 (13.4,15.7)	14.6 (13.2,16.1)	13.9 (11.3,16.9)
\$301-\$400	24.7 (19.4,30.9)	14.8 (13.1,16.7)	16.3 (14.7,18.1)	14.4 (11.5,17.8)
\$401-\$500	16.2*	7.9 (6.9,9.0)	9.0 (7.7,10.5)	8.2* (5.9,11.3)
\$501-\$800	17.5 (13.5,22.3)	8.5 (7.6,9.4)	9.7 (8.7,10.9)	8.8* (6.5,11.9)
\$801 or more	9.0* (6.1,13.1)	4.0 (3.2,5.1)	4.9 (3.9,6.0)	NR (0.0,0.0)

NR: Not reported; cell size less than 30. * Low precision or cell size between 30 and 59.

†Spouses who spent no money on childcare last month (Q74A=2 or Q74B=0), including spouses who had not routinely used childcare in the past 12 months (Q72A=2)

OR spouses who had no children or other legal dependents (Q68=2).

Table 75.1
Change in Childcare Arrangements During Past 12 Months: Spouses by Member Service.

	Total	DoD					Coast Guard
		Total	Army	Navy	Marine Corps	Air Force	
Estimated Population							
Not Applicable†	317,622		112,428	75,552	29,175	91,547	8,921
Not Responding on Item	9,082	8,890	3,308	2,136	821	2,624	192
Responding on Item	346,051	337,212	116,329	88,206	31,646	101,031	8,839
Yes	44.0 (42.7,45.3)	44.0 (42.7,45.4)	44.2 (41.9,46.5)	44.4 (41.8,47.1)	42.8 (39.6,46.1)	43.9 (41.1,46.7)	43.3 (39.1,47.6)
No	56.0 (54.7,57.3)	56.0 (54.6,57.3)	55.9 (53.6,58.1)	55.6 (52.9,58.2)	57.2 (53.9,60.4)	56.1 (53.3,58.9)	56.7 (52.4,60.9)

†Spouses who had not routinely used childcare arrangements in the past 12 months (Q72A=2), including spouses who had no children or other legal dependents (Q68=2).

Table 75.2
Change in Childcare Arrangements During Past 12 Months: Spouses by Member Paygrade.

	During the past 12 months, was there any change in your childcare arrangements for your child or children?					
	Enlisted			Warrant Officers	Officers	
	E1-E3	E4	E5-E6	E7-E9	W1-W5	O1-O3 O4-O6
Estimated Population						
Not Applicable†	19,125	45,227	116,575	63,615	3,532	31,672 34,001
Not Responding on Item	152	985	4,089	2,375	4,001	358 996
Responding on Item	11,485	44,427	162,720	57,343	6,353	27,553 36,170
Yes	45.8 (40.6,51.1)	49.0 (45.6,52.4)	45.3 (43.1,47.4)	38.6 (35.8,41.4)	40.0 (35.5,44.6)	46.1 (42.4,49.9) 39.1 (35.3,43.0)
No	54.2 (48.9,59.4)	51.0 (47.6,54.4)	54.7 (52.6,56.9)	61.4 (58.6,64.2)	60.0 (55.4,64.5)	53.9 (50.1,57.6) 60.9 (57.0,64.7)

†Spouses who had not routinely used childcare arrangements in the past 12 months (Q72A=2), including spouses who had no children or other legal dependents (Q68=2).

Table 75.3
Change in Childcare Arrangements During Past 12 Months: Spouses by Gender and Member Location.

75. During the past 12 months, was there any change in your childcare arrangements for your child or children?	Gender		Member Location	
	Male	Female	50 States or District of Columbia	Overseas, American Samoa, Guam, US Virgin Islands, Puerto Rico
Estimated Population				
Not Applicable†	28,056	289,566	271,658	45,950
Not Responding on Item	577	8,504	7,819	1,263
Responding on Item	30,496	315,555	294,071	51,980
Yes	51.2 (45.2,57.1)	43.3 (41.8,44.8)	44.2 (42.7,45.6)	43.0 (40.2,45.8)
No	48.8 (42.9,54.8)	56.7 (55.2,58.2)	55.8 (54.4,57.3)	57.0 (54.2,59.8)

†Spouses who had not routinely used childcare arrangements in the past 12 months (Q72A=2), including spouses who had no children or other legal dependents (Q68=2).

Table 76.1
Reasons for Change in Childcare Arrangements: Spouses by Member Service.

	Total	DoD					Coast Guard
		Total	Army	Navy	Marine Corps	Air Force	
Estimated Population							
Not Applicable†	511,447	497,515	177,398	124,582	47,274	148,261	13,931
Not Responding on Item‡	--	--	--	--	--	--	--
Responding on Item	161,308	157,288	54,667	41,313	14,367	46,941	4,021
Beginning, ending, or changes in a child's school enrollment	30.6 (28.9,32.2)	30.5 (28.8,32.2)	28.9 (26.5,31.4)	34.0 (30.6,37.5)	24.6 (20.7,29.0)	31.0 (27.6,34.7)	33.5 (27.6,40.0)
Beginning, ending, or changes in military assignment	24.2 (22.4,26.1)	24.2 (22.4,26.1)	26.1 (23.2,29.2)	23.2 (19.9,27.0)	23.1 (19.6,27.1)	23.3 (20.4,26.4)	23.9 (19.3,29.1)
Beginning, ending, or changes in my school enrollment	4.9 (4.2,5.7)	4.9 (4.1,5.7)	4.1* (3.2,5.3)	4.7* (3.5,6.4)	7.8* (5.4,11.3)	5.0* (3.7,6.7)	NR (0.0,0.0)
Cost	20.1 (18.4,21.9)	20.2 (18.5,22.0)	21.5 (18.7,24.6)	21.8 (18.1,25.9)	19.4 (15.4,24.1)	17.5 (14.9,20.4)	17.9* (13.2,23.9)
Availability or hours of care provider	18.6 (17.1,20.1)	18.6 (17.1,20.2)	21.2 (18.5,24.1)	19.2 (16.1,22.8)	18.6 (15.0,22.7)	15.1 (12.7,17.9)	16.8* (12.0,23.0)
Reliability of care provider	12.1 (10.8,13.6)	12.1 (10.8,13.6)	12.2 (9.6,15.5)	11.8 (9.6,14.5)	13.3 (10.0,17.4)	11.9 (9.6,14.6)	13.6* (9.7,18.9)
Quality of care provided	14.7 (13.4,16.0)	14.7 (13.4,16.1)	14.9 (12.6,17.5)	12.9 (10.4,15.9)	17.6 (14.0,21.9)	15.2 (12.9,17.7)	14.5* (11.0,18.8)
Care provider's location or accessibility	6.6 (5.7,7.7)	6.6 (5.7,7.7)	6.5 (5.1,8.3)	7.3 (5.6,9.5)	6.3* (4.6,8.7)	6.3* (4.7,8.5)	NR (0.0,0.0)
Never had any regular arrangement	6.4 (5.5,7.4)	6.4 (5.5,7.4)	6.9 (5.5,8.6)	7.4 (5.8,9.4)	NR (0.0,0.0)	5.4* (4.0,7.1)	NR (0.0,0.0)

NR: Not reported; cell size less than 30. * Low precision or cell size between 30 and 59.

†Spouses who had no change in childcare for their child(ren) in the past 12 months (Q75=2), including spouses who had not routinely used childcare arrangements in the past 12 months (Q72A=2) OR spouses who had no children or other legal dependents (Q68=2).

‡ Items in this question are coded as marked or not marked. Nonresponse to item cannot be determined.

Table 76.1
Reasons for Change in Childcare Arrangements: Spouses by Member Service.

	Total	DoD					Coast Guard
		Total	Army	Navy	Marine Corps	Air Force	
Estimated Population							
Not Applicable†	511,447	497,515	177,398	124,582	47,274	148,261	13,931
Not Responding on Item‡	--	--	--	--	--	--	--
Responding on Item	161,308	157,288	54,667	41,313	14,367	46,941	4,021
Beginning, ending, or changes in a child's school enrollment	30.6 (28.9,32.2)	30.5 (28.8,32.2)	28.9 (26.5,31.4)	34.0 (30.6,37.5)	24.6 (20.7,29.0)	31.0 (27.6,34.7)	33.5 (27.6,40.0)
Beginning, ending, or changes in military assignment	24.2 (22.5,26.1)	24.2 (22.4,26.1)	26.1 (23.2,29.2)	23.2 (19.9,27.0)	23.1 (19.6,27.1)	23.3 (20.4,26.4)	23.9 (19.3,29.1)
Beginning, ending, or changes in my school enrollment	4.9 (4.2,5.7)	4.9 (4.1,5.7)	4.1* (3.2,5.3)	4.7* (3.5,6.4)	7.8* (5.4,11.3)	5.0* (3.7,6.7)	NR (0.0,0.0)
Cost	20.1 (18.4,21.9)	20.2 (18.5,22.0)	21.5 (18.7,24.6)	21.8 (18.1,25.9)	19.4 (15.4,24.1)	17.5 (14.9,20.4)	17.9* (13.2,23.9)
Availability or hours of care provider	18.6 (17.1,20.1)	18.6 (17.1,20.2)	21.2 (18.5,24.1)	19.2 (16.1,22.8)	18.6 (15.0,22.7)	15.1 (12.7,17.9)	16.8* (12.0,23.0)
Reliability of care provider	12.1 (10.8,13.6)	12.1 (10.8,13.6)	12.2 (9.6,15.5)	11.8 (9.6,14.5)	13.3 (10.0,17.4)	11.9 (9.6,14.6)	13.6* (9.7,18.9)
Quality of care provided	14.7 (13.4,16.0)	14.7 (13.4,16.1)	14.9 (12.6,17.5)	12.9 (10.4,15.9)	17.6 (14.0,21.9)	15.2 (12.9,17.7)	14.5* (11.0,18.8)
Care provider's location or accessibility	6.6 (5.7,7.7)	6.6 (5.7,7.7)	6.5 (5.1,8.3)	7.3 (5.6,9.5)	6.3* (4.6,8.7)	6.3* (4.7,8.5)	NR (0.0,0.0)
Never had any regular arrangement	6.4 (5.5,7.4)	6.4 (5.5,7.4)	6.9 (5.5,8.6)	7.4 (5.8,9.4)	NR (0.0,0.0)	5.4* (4.0,7.1)	NR (0.0,0.0)

NR: Not reported; cell size less than 30. * Low precision or cell size between 30 and 59.

† Spouses who had no change in childcare for their child(ren) in the past 12 months (Q75=2), including spouses who had not routinely used childcare arrangements in the past 12 months (Q72A=2) OR spouses who had no children or other legal dependents (Q68=2).

‡ Items in this question are coded as marked or not marked. Nonresponse to item cannot be determined.

Table 76.1 (continued)
Reasons for Change in Childcare Arrangements: Spouses by Member Service.

	Total	DoD					Coast Guard
		Total	Army	Navy	Marine Corps	Air Force	
Estimated Population							
Not Applicable†	511,447	497,515	177,398	124,582	47,274	148,261	13,931
Not Responding on Item‡	--	--	--	--	--	--	--
Responding on Item	161,308	157,288	54,667	41,313	14,367	46,941	4,021
Child outgrew arrangement	5.6 (4.7,6.5)	5.6 (4.8,6.6)	4.2* (3.1,5.7)	6.3* (4.7,8.3)	4.6* (2.9,7.1)	7.0* (5.2,9.4)	NR (0.0,0.0)
No longer eligible for assistance	NR	NR	NR	NR	NR	NR	NR
Arrangement no longer available	8.4 (7.4,9.5)	8.4 (7.4,9.6)	9.7 (7.9,11.9)	7.8 (6.2,9.8)	8.9* (6.4,12.3)	7.3* (5.5,9.7)	NR (0.0,0.0)
Other (specify)	16.5 (15.3,17.8)	16.5 (15.3,17.8)	15.8 (13.5,18.3)	15.9 (13.4,18.8)	19.9 (16.3,24.1)	16.9 (14.6,19.4)	16.0* (12.4,20.3)

NR: Not reported; cell size less than 30. * Low precision or cell size between 30 and 59.

†Spouses who had no change in childcare for their child(ren) in the past 12 months (Q75=2), including spouses who had not routinely used childcare arrangements in the past 12 months (Q72A=2) OR spouses who had no children or other legal dependents (Q68=2).

‡ Items in this question are coded as marked or not marked. Nonresponse to item cannot be determined.

Table 76.2
Reasons for Change in Childcare Arrangements: Spouses by Member Paygrade.

	Enlisted						Warrant Officers		Officers	
	E1-E3	E4	E5-E6	E7-E9	W1-W5	O1-O3	O4-O6			
Estimated Population										
Not Applicable†	25,348	67,882	205,623	98,829	11,222	46,513	56,031			
Not Responding on Item‡	--	--	--	--	--	--	--			
Responding on Item	5,415	22,757	77,761	24,504	2,665	13,070	15,135			
Beginning, ending, or changes in a child's school enrollment	NR (0.0,0.0)	17.4 (13.9,21.6)	31.0 (28.6,33.5)	35.8 (31.3,40.5)	38.8 (30.9,47.2)	37.1 (32.1,42.5)	38.6 (33.2,44.3)			
Beginning, ending, or changes in military assignment	19.2* (14.3,25.3)	21.2 (17.3,25.7)	20.8 (18.4,23.4)	21.2 (17.7,25.2)	28.2 (22.3,35.1)	39.4 (34.1,45.1)	39.1 (33.9,44.6)			
Beginning, ending, or changes in my school enrollment	NR (0.0,0.0)	NR (0.0,0.0)	5.9 (4.6,7.5)	NR (0.0,0.0)	NR (0.0,0.0)	NR (0.0,0.0)	NR (0.0,0.0)			
Cost	25.4* (19.6,32.1)	25.6 (21.1,30.7)	22.6 (19.8,25.6)	18.4 (15.3,22.1)	NR (0.0,0.0)	12.2* (8.8,16.7)	NR (0.0,0.0)			
Availability or hours of care provider	20.6* (15.1,27.5)	23.3 (18.8,28.5)	18.1 (15.9,20.6)	17.1 (14.1,20.5)	14.6* (9.6,21.7)	18.2 (14.0,23.2)	16.3 (12.4,21.2)			
Reliability of care provider	16.3* (11.1,23.4)	18.6 (15.0,22.9)	12.9 (10.8,15.3)	8.8* (6.6,11.5)	NR (0.0,0.0)	NR (0.0,0.0)	8.0* (5.3,11.8)			
Quality of care provided	12.6* (9.2,17.1)	22.8 (19.1,27.1)	15.5 (13.6,17.7)	10.3* (7.9,13.3)	NR (0.0,0.0)	11.6* (8.5,15.6)	9.3* (6.6,13.0)			
Care provider's location or accessibility	NR (0.0,0.0)	8.4* (6.3,11.3)	7.4 (5.9,9.1)	NR (0.0,0.0)	NR (0.0,0.0)	NR (0.0,0.0)	NR (0.0,0.0)			
Never had any regular arrangement	NR (0.0,0.0)	7.3* (5.1,10.3)	6.1 (4.9,7.6)	NR (0.0,0.0)	NR (0.0,0.0)	NR (0.0,0.0)	NR (0.0,0.0)			

NR: Not reported; cell size less than 30. * Low precision or cell size between 30 and 59.

†Spouses who had no change in childcare for their child(ren) in the past 12 months (Q75=2), including spouses who had not routinely used childcare arrangements in the past 12 months (Q72A=2) OR spouses who had no children or other legal dependents (Q68=2).

‡ Items in this question are coded as marked or not marked. Nonresponse to item cannot be determined.

Table 76.2 (continued)
Reasons for Change in Childcare Arrangements: Spouses by Member Paygrade.

	Enlisted						Warrant Officers		Officers	
	E1-E3	E4	E5-E6	E7-E9	W1-W5	O1-O3	O4-O6			
Estimated Population										
Not Applicable†	25,348	67,882	205,623	98,829	11,222	46,513	56,031			
Not Responding on Item‡	--	--	--	--	--	--	--			
Responding on Item	5,415	22,757	77,761	24,504	2,665	13,070	15,135			
Child outgrew arrangement	NR (0,0,0,0)	NR (0,0,0,0)	4.9 (3.8,6.3)	8.8* (6.5,11.8)	10.6* (7.1,15.4)	NR (0,0,0,0)	9.2* (6.5,12.8)			
No longer eligible for assistance	NR (0,0,0,0)	NR (0,0,0,0)	NR (0,0,0,0)	NR (0,0,0,0)	NR (0,0,0,0)	NR (0,0,0,0)	NR (0,0,0,0)			
Arrangement no longer available	14.4* (10.2,20.0)	13.1 (9.9,17.0)	7.2 (5.9,8.7)	7.6* (5.5,10.4)	NR (0,0,0,0)	NR (0,0,0,0)	8.1* (5.7,11.5)			
Other (specify)	19.5* (14.4,26.0)	23.8 (19.6,28.6)	17.4 (15.8,19.1)	12.4 (9.3,16.4)	18.2* (12.9,25.1)	10.4* (7.2,14.7)	11.2* (8.5,14.7)			

NR: Not reported; cell size less than 30. * Low precision or cell size between 30 and 59.

† Spouses who had no change in childcare for their child(ren) in the past 12 months (Q75=2), including spouses who had not routinely used childcare arrangements in the past 12 months (Q72A=2) OR spouses who had no children or other legal dependents (Q68=2).

‡ Items in this question are coded as marked or not marked. Nonresponse to item cannot be determined.

Table 76.3
Reasons for Change in Childcare Arrangements: Spouses by Gender and Member Location.

	Gender		Member Location	
	Male	Female	50 States or District of Columbia	Overseas, American Samoa, Guam, US Virgin Islands, Puerto Rico
Estimated Population				
Not Applicable†	42,948	468,499	435,843	75,590
Not Responding on Item‡	--	--	--	--
Responding on Item	16,181	145,127	137,705	23,603
Beginning, ending, or changes in a child's school enrollment	29.0 (22.5,36.5)	30.7 (29.0,32.5)	30.9 (29.1,32.8)	28.6 (25.0,32.5)
Beginning, ending, or changes in military assignment	22.1 (16.8,28.4)	24.5 (22.7,26.3)	23.6 (21.8,25.5)	27.8 (23.7,32.3)
Beginning, ending, or changes in my school enrollment	NR (0.0,0.0)	5.1 (4.3,6.0)	5.2 (4.4,6.2)	NR (0.0,0.0)
Cost	29.9 (21.2,40.2)	19.0 (17.6,20.6)	20.3 (18.3,22.4)	19.4 (15.7,23.6)
Availability or hours of care provider	24.2 (18.1,31.7)	17.9 (16.5,19.5)	18.1 (16.5,19.8)	21.1 (17.2,25.5)
Reliability of care provider	19.7* (12.5,29.5)	11.3 (10.1,12.6)	12.3 (11.0,13.8)	11.2* (8.5,14.7)
Quality of care provided	17.7* (12.7,24.1)	14.4 (13.0,15.8)	14.8 (13.4,16.3)	14.0 (11.0,17.7)
Care provider's location or accessibility	NR (0.0,0.0)	6.6 (5.7,7.7)	6.8 (5.7,8.0)	NR (0.0,0.0)
Never had any regular arrangement	NR (0.0,0.0)	6.8 (5.8,7.8)	6.2 (5.3,7.2)	7.4* (5.3,10.3)

NR: Not reported; cell size less than 30. * Low precision or cell size between 30 and 59.

†Spouses who had no change in childcare for their child(ren) in the past 12 months (Q75=2), including spouses who had not routinely used childcare arrangements in the past 12 months (Q72A=2) OR spouses who had no children or other legal dependents (Q68=2).

‡ Items in this question are coded as marked or not marked. Nonresponse to item cannot be determined.

Table 76.3 (continued)
Reasons for Change in Childcare Arrangements: Spouses by Gender and Member Location.

	Gender		Member Location		
	Male	Female	50 States or District of Columbia	Guam, US Virgin Islands, Puerto Rico	Overseas, American Samoa,
76. For what reasons did the childcare arrangements change? (MARK ALL THAT APPLY.)					
Estimated Population					
Not Applicable†	42,948	468,499	435,843	75,590	
Not Responding on Item‡	--	--	--	--	
Responding on Item	16,181	145,127	137,705	23,603	
Child outgrew arrangement	NR (0.0,0.0)	5.6 (4.8,6.5)	5.5 (4.7,6.4)	6.1* (4.1,8.8)	
No longer eligible for assistance	NR (0.0,0.0)	NR (0.0,0.0)	NR (0.0,0.0)	NR (0.0,0.0)	
Arrangement no longer available	NR (0.0,0.0)	8.5 (7.4,9.6)	8.0 (7.1,9.1)	10.8* (8.1,14.3)	
Other (specify)	12.8* (9.1,17.7)	16.9 (15.5,18.3)	16.3 (15.0,17.7)	17.7 (14.1,22.0)	

NR: Not reported; cell size less than 30. * Low precision or cell size between 30 and 59.

†Spouses who had no change in childcare for their child(ren) in the past 12 months (Q75=2), including spouses who had not routinely used childcare arrangements in the past 12 months (Q72A=2) OR spouses who had no children or other legal dependents (Q68=2).

‡ Items in this question are coded as marked or not marked. Nonresponse to item cannot be determined.

Table 77.1
Lost Time From Work or School Due to Change in Childcare Arrangements: Spouses by Member Service.

	Total	DoD					Coast Guard
		Total	Army	Navy	Marine Corps	Air Force	
Estimated Population							
Not Applicable†	511,447	497,515	177,398	124,582	47,274	148,261	13,931
Not Responding on Item	8,551	8,395	2,850	1,917	863	2,766	156
Responding on Item	152,757	148,893	51,817	39,396	13,505	44,175	3,864
Yes	39.8 (38.0,41.7)	39.7 (37.8,41.6)	41.5 (38.4,44.6)	38.9 (35.3,42.7)	39.8 (35.7,44.0)	38.3 (34.5,42.2)	45.0 (39.6,50.5)
No	60.2 (58.3,62.0)	60.3 (58.4,62.2)	58.5 (55.4,61.6)	61.1 (57.4,64.7)	60.2 (56.0,64.3)	61.7 (57.8,65.5)	55.0 (49.5,60.4)

†Spouses who had no change in childcare for their child(ren) in the past 12 months (Q75=2), including spouses who had not routinely used childcare arrangements in the past 12 months (Q72A=2) OR spouses who had no children or other legal dependents (Q68=2).

Table 77.2
Lost Time From Work or School Due to Change in Childcare Arrangements: Spouses by Member Paygrade.

	Enlisted						Warrant Officers		Officers	
	E1-E3	E4	E5-E6	E7-E9	W1-W5	O1-O3	O4-O6			
Estimated Population										
Not Applicable†	25,348	67,882	205,623	98,829	11,222	46,513	56,031			
Not Responding on Item	200	1,135	3,704	2,253	121	289	850			
Responding on Item	5,215	21,622	74,058	22,251	2,545	12,781	14,285			
Yes	49.3 (41.3,57.3)	46.2 (40.2,52.3)	44.1 (41.7,46.6)	36.0 (31.7,40.6)	33.8 (26.4,42.1)	25.8 (20.9,31.5)	24.1 (19.0,30.0)			
No	50.7 (42.7,58.7)	53.8 (47.7,59.8)	55.9 (53.4,58.3)	64.0 (59.4,68.3)	66.2 (57.9,73.6)	74.2 (68.5,79.1)	75.9 (70.0,81.0)			

†Spouses who had no change in childcare for their child(ren) in the past 12 months (Q75=2), including spouses who had not routinely used childcare arrangements in the past 12 months (Q72A=2) OR spouses who had no children or other legal dependents (Q68=2).

Table 77.3
Lost Time From Work or School Due to Change in Childcare Arrangements: Spouses by Gender and Member Location.

77. During the past 12 months, did you lose any time from work or school due to a change in childcare arrangements?	Gender		Member Location		
	Male	Female	50 States or District of Columbia	Overseas, American Samoa, Guam, US Virgin Islands, Puerto Rico	
Estimated Population					
Not Applicable†	42,948	468,499	435,843	75,590	
Not Responding on Item	667	7,885	7,385	1,167	
Responding on Item	15,514	137,243	130,320	22,436	
Yes	52.9 (44.9,60.8)	38.4 (36.5,40.2)	41.3 (39.1,43.5)	31.3 (27.1,35.8)	
No	47.1 (39.2,55.1)	61.7 (59.8,63.5)	58.7 (56.5,60.9)	68.7 (64.2,72.9)	

†Spouses who had no change in childcare for their child(ren) in the past 12 months (Q75=2), including spouses who had not routinely used childcare arrangements in the past 12 months (Q72A=2) OR spouses who had no children or other legal dependents (Q68=2).

Table 78.1
Children Enrolled in School: Spouses by Member Service.

	Total	DoD					Coast Guard
		Total	Army	Navy	Marine Corps	Air Force	
Estimated Population							
Not Applicable†	159,046	53,271	37,869	15,989	47,485	4,433	
Not Responding on Item	8,130	2,913	1,592	583	2,867	174	
Responding on Item	505,579	175,881	126,433	45,069	144,850	13,345	
Yes	70.4 (69.4,71.3)	70.6 (68.9,72.3)	72.1 (70.4,73.8)	58.9 (55.9,61.8)	71.9 (70.0,73.8)	71.7 (68.8,74.4)	
No	29.6 (28.7,30.6)	29.4 (27.7,31.1)	27.9 (26.2,29.6)	41.1 (38.2,44.1)	28.1 (26.2,30.0)	28.4 (25.6,31.2)	

†Spouses who had no children or other legal dependents (Q68=2).

Table 78.2
Children Enrolled in School: Spouses by Member Paygrade.

	Enlisted						Warrant Officers		Officers	
	E1-E3	E4	E5-E6	E7-E9	W1-W5	O1-O3	O4-O6			
Estimated Population										
Not Applicable†	13,645	29,372	56,957	20,465	3,048	22,660	12,900			
Not Responding on Item	168	714	3,439	2,500	103	172	1,035			
Responding on Item	16,950	60,553	222,988	100,368	10,736	36,752	57,232			
Yes	23.6 (20.1,27.6)	37.2 (34.3,40.2)	71.9 (70.2,73.5)	90.2 (88.7,91.5)	85.4 (82.5,87.8)	55.4 (52.0,58.8)	85.3 (82.8,87.5)			
No	76.4 (72.5,79.9)	62.8 (59.8,65.7)	28.1 (26.5,29.8)	9.8 (8.5,11.3)	14.6 (12.2,17.5)	44.6 (41.2,48.0)	14.7 (12.5,17.2)			

†Spouses who had no children or other legal dependents (Q68=2).

Table 78.3

Children Enrolled in School: Spouses by Gender and Member Location.

	Gender		Member Location		
	Male	Female	50 States or District of Columbia	Guam, US Virgin Islands, Puerto Rico	Overseas, American Samoa,
78. Do you have a child or children enrolled in school?					
Estimated Population					
Not Applicable†	21,002	138,044	133,713	25,319	
Not Responding on Item	749	7,381	7,191	939	
Responding on Item	37,378	468,201	432,644	72,935	
Yes	64.7 (59.1,69.9)	70.8 (69.8,71.8)	70.5 (69.4,71.6)	69.4 (66.9,71.9)	
No	35.3 (30.2,40.9)	29.2 (28.2,30.2)	29.5 (28.4,30.6)	30.6 (28.1,33.1)	

†Spouses who had no children or other legal dependents (Q68=2).

Table 79.1
Type of School Youngest School Age Child Attends: Spouses by Member Service.

	Total	DoD						Coast Guard
		Total	Army	Navy	Marine Corps	Air Force		
Estimated Population								
Not Applicable†	308,900	300,684	104,916	73,122	34,519	88,127	8,216	
Not Responding on Item	11,394	11,034	4,082	2,379	752	3,821	360	
Responding on Item	352,461	343,085	123,067	90,393	26,371	103,255	9,376	
College or university	2.6 (2.2,2.9)	2.6 (2.2,2.9)	3.1 (2.5,3.9)	1.9* (1.4,2.7)	NR (0.0,0.0)	2.6* (1.9,3.6)	2.5* (1.9,3.5)	
Public school <u>off base</u>	60.4 (59.4,61.4)	60.1 (59.0,61.1)	55.1 (53.0,57.1)	72.9 (70.2,75.4)	55.2 (51.9,58.4)	56.1 (54.0,58.3)	71.6 (67.7,75.2)	
Public school <u>on base</u>	12.6 (11.8,13.5)	12.8 (11.9,13.7)	17.3 (15.9,18.8)	4.6 (3.6,5.8)	13.7 (11.4,16.4)	14.3 (12.7,16.1)	6.4* (4.7,8.7)	
DoD school for dependents	11.5 (10.6,12.4)	11.7 (10.9,12.7)	14.2 (12.7,16.0)	5.5 (4.4,6.9)	17.0 (14.7,19.5)	12.9 (11.5,14.5)	NR (0.0,0.0)	
A religion-affiliated school	6.5 (5.9,7.2)	6.5 (5.8,7.2)	5.1 (4.3,6.0)	7.7 (6.0,9.7)	5.4 (4.2,6.9)	7.3 (6.0,9.0)	8.3 (6.4,10.7)	
A private day school, not religion-affiliated	1.8 (1.5,2.1)	1.7 (1.4,2.1)	1.5* (1.0,2.1)	2.3* (1.7,3.2)	NR (0.0,0.0)	NR (0.0,0.0)	NR (0.0,0.0)	
A private boarding school	NR (0.0,0.0)	NR (0.0,0.0)	NR (0.0,0.0)	NR (0.0,0.0)	NR (0.0,0.0)	NR (0.0,0.0)	NR (0.0,0.0)	
Home school	2.4 (2.0,2.8)	2.3 (2.0,2.8)	1.9 (1.5,2.5)	2.2* (1.6,3.0)	NR (0.0,0.0)	3.2* (2.5,4.1)	NR (0.0,0.0)	
Other (specify)	2.3 (1.9,2.7)	2.3 (1.9,2.7)	1.8* (1.3,2.4)	2.7* (2.0,3.7)	3.6* (2.6,5.2)	2.0* (1.4,3.0)	NR (0.0,0.0)	

NR: Not reported; cell size less than 30. * Low precision or cell size between 30 and 59.

†Spouses who had no children enrolled in school (Q78=2), including spouses who had no children or other legal dependents (Q68=2).

Table 79.2

Type of School Youngest School Age Child Attends: Spouses by Member Paygrade.

79. What type of school does your youngest school-age child attend?	Enlisted						Warrant Officers		Officers	
	E1-E3	E4	E5-E6	E7-E9	W1-W5	O1-O3	O4-O6			
Estimated Population										
Not Applicable†	26,595	67,399	119,644	30,272	4,617	39,054	21,318			
Not Responding on Item	104	912	5,439	3,151	194	334	1,261			
Responding on Item	4,064	22,327	158,301	89,910	9,076	20,195	48,587			
College or university	NR (0.0,0.0)	NR (0.0,0.0)	NR (0.0,0.0)	4.1 (3.3,5.1)	5.6 (3.9,8.0)	NR (0.0,0.0)	6.8 (5.5,8.5)			
Public school <u>off base</u>	51.5 (41.8,61.1)	50.9 (45.0,56.8)	60.0 (57.9,62.0)	66.4 (64.4,68.4)	60.0 (56.5,63.4)	54.7 (50.1,59.1)	58.1 (55.2,60.9)			
Public school <u>on base</u>	23.3* (16.4,31.9)	21.9 (17.5,27.0)	14.8 (13.3,16.5)	10.5 (8.9,12.2)	8.8 (6.9,11.0)	10.4 (7.5,14.3)	5.8 (4.4,7.5)			
DoD school for dependents	NR (0.0,0.0)	16.7 (13.0,21.2)	12.1 (10.8,13.5)	10.4 (9.0,12.0)	14.1 (11.5,17.1)	8.9* (6.7,11.6)	9.6 (8.0,11.5)			
A religion-affiliated school	NR (0.0,0.0)	NR (0.0,0.0)	5.9 (4.8,7.2)	4.7 (3.8,5.7)	6.9 (5.0,9.3)	12.4 (9.9,15.4)	11.3 (9.8,13.2)			
A private day school, not religion-affiliated	NR (0.0,0.0)	NR (0.0,0.0)	1.4* (1.0,2.0)	NR (0.0,0.0)	NR (0.0,0.0)	NR (0.0,0.0)	3.5* (2.6,4.7)			
A private boarding school	NR (0.0,0.0)	NR (0.0,0.0)	NR (0.0,0.0)	NR (0.0,0.0)	NR (0.0,0.0)	NR (0.0,0.0)	NR (0.0,0.0)			
Home school	NR (0.0,0.0)	NR (0.0,0.0)	2.0* (1.6,2.6)	1.8* (1.3,2.5)	NR (0.0,0.0)	NR (0.0,0.0)	3.2* (2.3,4.5)			
Other (specify)	NR (0.0,0.0)	NR (0.0,0.0)	2.8 (2.3,3.6)	NR (0.0,0.0)	NR (0.0,0.0)	NR (0.0,0.0)	NR (0.0,0.0)			

NR: Not reported; cell size less than 30. * Low precision or cell size between 30 and 59.

†Spouses who had no children enrolled in school (Q78=2), including spouses who had no children or other legal dependents (Q68=2).

Table 79.3

Type of School Youngest School Age Child Attends: Spouses by Gender and Member Location.

79. What type of school does your youngest school-age child attend?	Gender		Member Location		
	Male	Female	50 States or District of Columbia	Overseas, American Samoa, Guam, US Virgin Islands, Puerto Rico	
Estimated Population					
Not Applicable†	34,204	274,696	261,267	47,619	
Not Responding on Item	871	10,523	9,915	1,480	
Responding on Item	24,054	328,407	302,367	50,094	
College or university	NR (0.0,0.0)	2.6 (2.3,3.0)	2.7 (2.3,3.1)	NR (0.0,0.0)	
Public school <u>off base</u>	61.1 (54.8,67.0)	60.3 (59.2,61.4)	67.2 (66.1,68.2)	19.4 (16.8,22.3)	
Public school <u>on base</u>	10.7* (7.9,14.3)	12.8 (11.9,13.7)	12.9 (12.0,13.8)	11.0 (9.1,13.2)	
DoD school for dependents	11.9* (8.6,16.3)	11.4 (10.6,12.3)	3.9 (3.4,4.4)	57.4 (53.9,60.7)	
A religion-affiliated school	9.3* (6.2,13.8)	6.3 (5.7,7.0)	7.1 (6.4,7.9)	3.2* (2.2,4.8)	
A private day school, not religion-affiliated	NR (0.0,0.0)	1.7 (1.4,2.1)	1.7 (1.4,2.1)	NR (0.0,0.0)	
A private boarding school	NR (0.0,0.0)	NR (0.0,0.0)	NR (0.0,0.0)	NR (0.0,0.0)	
Home school	NR (0.0,0.0)	2.5 (2.1,2.9)	2.4 (2.0,2.9)	NR (0.0,0.0)	
Other (specify)	NR (0.0,0.0)	2.4 (2.0,2.8)	2.2 (1.8,2.6)	NR (0.0,0.0)	

NR: Not reported; cell size less than 30. * Low precision or cell size between 30 and 59.

†Spouses who had no children enrolled in school (Q78=2), including spouses who had no children or other legal dependents (Q68=2).

Table 80.1
Hours Per Week Youngest School Age Child Spends in School: Spouses by Member Service.

	Total	DoD					Coast Guard
		Total	Army	Navy	Marine Corps	Air Force	
Estimated Population							
Not Applicable†	317,908	108,751	74,875	35,014	90,815	8,455	
Not Responding on Item	13,644	5,403	2,850	916	4,080	394	
Responding on Item	341,203	117,911	88,169	25,712	100,308	9,103	
0-14 hours	21.4 (20.4,22.5)	22.7 (21.1,24.4)	19.3 (17.4,21.4)	24.2 (21.1,27.7)	21.3 (19.1,23.7)	18.8 (15.6,22.5)	
15-34 hours	39.8 (38.5,41.1)	34.9 (32.8,37.1)	44.9 (42.6,47.3)	43.2 (39.8,46.7)	39.6 (37.1,42.2)	44.9 (40.8,49.1)	
35-44 hours	36.0 (34.6,37.3)	39.2 (36.9,41.5)	32.3 (29.8,34.8)	29.9 (26.8,33.3)	37.2 (34.6,39.8)	34.7 (31.1,38.6)	
45 hours or more	2.8 (2.4,3.4)	3.2 (2.5,4.1)	3.5* (2.3,5.5)	NR (0.0,0.0)	NR (0.0,0.0)	NR (0.0,0.0)	

NR: Not reported; cell size less than 30. * Low precision or cell size between 30 and 59.

†Spouses whose youngest school-age child attended college or university (Q79=1), including spouses who had no children enrolled in school (Q78=2) OR spouses who had no children or other legal dependents (Q68=2).

Table 80.2
Hours Per Week Youngest School Age Child Spends in School: Spouses by Member Paygrade.

	Enlisted				Warrant Officers	Officers	
	E1-E3	E4	E5-E6	E7-E9			W1-W5
Estimated Population							
Not Applicable†	26,604	67,445	120,884	33,967	5,127	39,249	24,633
Not Responding on Item	76	1,075	6,956	3,742	214	415	1,165
Responding on Item	4,083	22,119	155,544	85,625	8,546	19,919	45,368
0-14 hours	22.7* (16.7,30.0)	30.9 (26.1,36.1)	22.2 (20.4,24.0)	18.9 (17.0,20.9)	19.4 (16.1,23.3)	25.8 (22.2,29.8)	17.4 (14.9,20.1)
15-34 hours	42.2 (33.7,51.1)	38.1 (32.6,43.9)	40.8 (38.9,42.8)	36.2 (33.9,38.5)	31.4 (27.3,35.8)	43.3 (39.1,47.7)	43.6 (40.4,46.8)
35-44 hours	29.1* (21.2,38.4)	28.1 (23.4,33.5)	33.9 (31.9,35.9)	41.9 (39.5,44.4)	45.9 (41.5,50.4)	29.6 (26.2,33.2)	37.3 (34.3,40.5)
45 hours or more	NR (0.0,0.0)	NR (0.0,0.0)	3.1 (2.3,4.2)	3.0* (2.3,4.0)	3.3* (2.0,5.3)	NR (0.0,0.0)	NR (0.0,0.0)

NR: Not reported; cell size less than 30. * Low precision or cell size between 30 and 59.

†Spouses whose youngest school-age child attended college or university (Q79=1), including spouses who had no children enrolled in school (Q78=2) OR spouses who had no children or other legal dependents (Q68=2).

Table 80.3
Hours Per Week Youngest School Age Child Spends in School: Spouses by Gender and Member Location.

	Gender		Member Location		
	Male	Female	50 States or District of Columbia	Guam, US Virgin Islands, Puerto Rico	Overseas, American Samoa, Samoa
80. About how many <u>hours per week</u> does your child usually spend in school? (If you have more than one child, answer for the youngest school-age child.)					
Estimated Population					
Not Applicable†	34,683	283,225	269,404	48,490	
Not Responding on Item	1,057	12,587	11,354	2,290	
Responding on Item	23,388	317,814	292,790	48,413	
0-14 hours	17.8 (13.5,23.0)	21.7 (20.6,22.8)	20.9 (19.8,22.1)	24.4 (21.3,27.7)	
15-34 hours	35.6 (30.0,41.5)	40.1 (38.8,41.4)	39.1 (37.7,40.4)	44.2 (40.9,47.5)	
35-44 hours	38.8 (31.8,46.4)	35.8 (34.5,37.1)	37.0 (35.6,38.5)	29.6 (26.5,33.0)	
45 hours or more	NR (0.0,0.0)	2.5 (2.0,3.0)	3.0 (2.5,3.6)	NR (0.0,0.0)	

NR: Not reported; cell size less than 30.

†Spouses whose youngest school-age child attended college or university (Q79=1), including spouses who had no children enrolled in school (Q78=2) OR spouses who had no children or other legal dependents (Q68=2).

Table 81a.1
Quality of School Attended by Youngest School Age Child--Overall Academic Program: Spouses by Member Service.

	Total	DoD					Coast Guard
		Total	Army	Navy	Marine Corps	Air Force	
Estimated Population							
Not Applicable†	317,908	309,454	108,751	74,875	35,014	90,815	8,455
Not Responding on Item	10,655	10,348	3,620	2,392	789	3,545	307
Responding on Item	344,192	335,001	119,694	88,627	25,838	100,842	9,190
A= Excellent	29.5 (28.2,30.9)	29.5 (28.2,30.9)	28.4 (26.2,30.7)	30.8 (28.3,33.4)	27.9 (24.8,31.2)	30.1 (27.7,32.6)	28.7 (24.7,33.2)
B= Good	37.1 (36.0,38.2)	37.1 (36.0,38.2)	37.6 (35.5,39.7)	36.7 (34.5,39.0)	36.4 (33.1,39.8)	37.0 (34.5,39.7)	37.9 (33.6,42.3)
C= Satisfactory	23.6 (22.5,24.7)	23.6 (22.5,24.7)	23.8 (22.0,25.8)	23.0 (20.8,25.2)	24.6 (21.6,27.8)	23.6 (21.6,25.7)	24.0 (20.8,27.6)
D= Poor	5.8 (5.2,6.3)	5.8 (5.2,6.4)	6.2 (5.3,7.2)	5.3 (4.4,6.5)	6.4 (4.9,8.3)	5.5 (4.5,6.8)	5.3* (3.8,7.2)
E= Fail	1.5 (1.2,1.9)	1.5 (1.2,1.9)	1.6* (1.2,2.2)	1.8* (1.2,2.7)	NR (0.0,0.0)	NR (0.0,0.0)	NR (0.0,0.0)
NA/DK= Not applicable or don't know	2.5 (2.1,3.0)	2.5 (2.1,3.0)	2.4 (1.8,3.2)	2.3* (1.7,3.3)	NR (0.0,0.0)	2.7* (1.9,3.9)	NR (0.0,0.0)

NR: Not reported; cell size less than 30. * Low precision or cell size between 30 and 59.

†Spouses whose youngest school-age child attended college or university (Q79=1), including spouses who had no children enrolled in school (Q78=2) OR spouses who had no children or other legal dependents (Q68=2).

Table 81a.2
Quality of School Attended by Youngest School Age Child--Overall Academic Program: Spouses by Member Paygrade.

	Overall academic program						
	Enlisted			Warrant Officers		Officers	
81a. For the type of school you marked in Question 79, please rate the following:	E1-E3	E4	E5-E6	E7-E9	W1-W5	O1-O3	O4-O6
Estimated Population							
Not Applicable†	26,604	67,445	120,884	33,967	5,127	39,249	24,633
Not Responding on Item	147	986	4,756	3,336	150	410	869
Responding on Item	4,012	22,208	157,744	86,030	8,610	19,924	45,664
A= Excellent	30.9* (23.7,39.2)	25.5 (21.1,30.4)	29.3 (27.3,31.3)	27.1 (24.8,29.5)	26.9 (23.6,30.4)	29.9 (25.9,34.4)	37.0 (34.4,39.7)
B= Good	42.1* (33.5,51.1)	35.9 (31.4,40.6)	35.7 (33.9,37.5)	38.7 (36.1,41.2)	37.8 (34.0,41.8)	40.8 (36.7,45.1)	37.6 (34.6,40.7)
C= Satisfactory	NR (0.0,0.0)	21.1 (17.1,25.7)	25.3 (23.5,27.1)	25.5 (23.6,27.4)	25.3 (22.1,28.8)	19.3 (16.1,23.0)	17.7 (15.6,20.0)
D= Poor	NR (0.0,0.0)	7.9* (5.6,10.9)	5.8 (4.8,6.9)	5.2 (4.1,6.5)	7.4 (5.6,9.7)	6.1* (4.3,8.8)	5.4 (4.2,7.0)
E= Fail	NR (0.0,0.0)	NR (0.0,0.0)	1.4* (1.0,1.9)	2.0* (1.5,2.8)	NR (0.0,0.0)	NR (0.0,0.0)	NR (0.0,0.0)
NA/DK= Not applicable or don't know	NR (0.0,0.0)	7.6* (5.0,11.4)	2.6 (2.0,3.4)	1.6* (1.1,2.3)	NR (0.0,0.0)	NR (0.0,0.0)	NR (0.0,0.0)

NR: Not reported; cell size less than 30. * Low precision or cell size between 30 and 59.

†Spouses whose youngest school-age child attended college or university (Q79=1), including spouses who had no children enrolled in school (Q78=2) OR spouses who had no children or other legal dependents (Q68=2).

Table 81a.3
Quality of School Attended by Youngest School Age Child--Overall Academic Program: Spouses by Gender and Member Location.

	Gender		Member Location	
	Male	Female	50 States or District of Columbia	Overseas, American Samoa, Guam, US Virgin Islands, Puerto Rico
81a. For the type of school you marked in Question 79, please rate the following: Overall academic program				
Estimated Population				
Not Applicable†	34,683	283,225	269,404	48,490
Not Responding on Item	711	9,944	8,832	1,823
Responding on Item	23,735	320,457	295,312	48,880
A= Excellent	30.6 (25.2,36.7)	29.4 (28.1,30.8)	30.9 (29.4,32.5)	20.9 (18.3,23.7)
B= Good	36.3 (30.3,42.7)	37.2 (36.1,38.3)	37.2 (36.0,38.5)	36.4 (33.3,39.7)
C= Satisfactory	21.8 (17.6,26.6)	23.7 (22.7,24.8)	22.4 (21.2,23.7)	30.9 (27.7,34.3)
D= Poor	NR (0.0,0.0)	5.7 (5.2,6.3)	5.6 (5.0,6.3)	6.6 (5.1,8.5)
E= Fail	NR (0.0,0.0)	1.5 (1.2,1.9)	1.4 (1.1,1.8)	NR (0.0,0.0)
NA/DK= Not applicable or don't know	NR (0.0,0.0)	2.4 (2.0,2.8)	2.4 (2.0,2.9)	NR (0.0,0.0)

NR: Not reported; cell size less than 30.

†Spouses whose youngest school-age child attended college or university (Q79=1), including spouses who had no children enrolled in school (Q78=2) OR spouses who had no children or other legal dependents (Q68=2).

Table 81b.1
Quality of School Attended by Youngest School Age Child--Support Services: Spouses by Member Service.

	Total	DoD					Coast Guard
		Army	Navy	Marine Corps	Air Force		
Estimated Population							
Not Applicable†	317,908	108,751	74,875	35,014	90,815	8,455	
Not Responding on Item	10,830	3,754	2,384	942	3,415	334	
Responding on Item	344,017	119,560	88,636	25,686	100,972	9,163	
A= Excellent	19.5 (18.5,20.6)	19.1 (17.7,20.6)	21.0 (19.0,23.3)	18.3 (15.5,21.5)	19.1 (17.1,21.3)	18.6 (15.5,22.1)	
B= Good	33.9 (32.6,35.1)	35.6 (33.7,37.5)	34.2 (31.6,36.9)	32.5 (29.4,35.8)	32.0 (29.5,34.7)	32.3 (28.6,36.2)	
C= Satisfactory	24.7 (23.5,25.9)	24.7 (22.9,26.7)	24.1 (21.6,26.8)	25.6 (22.5,28.9)	24.9 (22.7,27.3)	25.4 (21.7,29.5)	
D= Poor	8.7 (8.0,9.5)	8.3 (7.2,9.6)	8.6 (7.3,10.0)	8.8 (6.8,11.2)	9.3 (7.9,10.9)	8.5 (6.4,11.2)	
E= Fail	2.3 (2.0,2.7)	2.2 (1.7,2.9)	2.6* (1.8,3.6)	3.2* (2.0,5.0)	2.0* (1.4,2.9)	NR (0.0,0.0)	
NA/DK= Not applicable or don't know	10.9 (10.0,11.8)	10.0 (8.9,11.3)	9.5 (8.0,11.3)	11.6 (9.4,14.2)	12.7 (10.9,14.7)	12.8 (10.4,15.5)	

NR: Not reported; cell size less than 30. * Low precision or cell size between 30 and 59.

†Spouses whose youngest school-age child attended college or university (Q79=1), including spouses who had no children enrolled in school (Q78=2) OR spouses who had no children or other legal dependents (Q68=2).

Table 81b.2
Quality of School Attended by Youngest School Age Child--Support Services: Spouses by Member Paygrade.

	Support services provided by the school					
	Enlisted			Warrant Officers		
	E1-E3	E4	E5-E6	E7-E9	W1-W5	Officers
Estimated Population						
Not Applicable†	26,604	67,445	120,884	33,967	5,127	39,249
Not Responding on Item	147	959	4,767	3,456	166	377
Responding on Item	4,012	22,235	157,733	85,911	8,595	19,957
A= Excellent	24.0* (17.3,32.4)	18.7 (15.0,23.0)	20.0 (18.6,21.5)	18.0 (16.0,20.2)	16.0 (13.3,19.1)	18.4 (15.1,22.2)
B= Good	27.3* (19.2,37.2)	33.1 (28.0,38.5)	32.3 (30.4,34.2)	35.5 (32.9,38.2)	34.7 (30.5,39.1)	35.1 (30.7,39.8)
C= Satisfactory	22.7* (14.9,33.0)	20.5 (17.3,24.2)	25.4 (23.8,26.9)	25.6 (23.3,27.9)	27.5 (24.2,31.2)	25.2 (21.2,29.7)
D= Poor	NR (0.0,0.0)	10.9* (8.0,14.7)	9.0 (7.9,10.3)	9.6 (8.2,11.1)	8.6 (6.7,11.0)	6.0* (4.3,8.4)
E= Fail	NR (0.0,0.0)	NR (0.0,0.0)	2.5 (2.0,3.1)	2.3* (1.8,3.0)	NR (0.0,0.0)	NR (0.0,0.0)
NA/DK= Not applicable or don't know	NR (0.0,0.0)	14.5 (11.6,17.9)	10.9 (9.7,12.2)	9.0 (7.6,10.7)	9.9 (8.0,12.3)	13.6 (10.5,17.5)

NR: Not reported; cell size less than 30. * Low precision or cell size between 30 and 59.

†Spouses whose youngest school-age child attended college or university (Q79=1), including spouses who had no children enrolled in school (Q78=2) OR spouses who had no children or other legal dependents (Q68=2).

Table 81b.3
Quality of School Attended by Youngest School Age Child--Support Services: Spouses by Gender and Member Location.

	Gender		Member Location			
	Male	Female	50 States or District of Columbia	Overseas, American Samoa, Guam, US Virgin Islands, Puerto Rico		
Estimated Population						
Not Applicable†	34,683	283,225	269,404	48,490		
Not Responding on Item	757	10,073	9,072	1,759		
Responding on Item	23,689	320,328	295,072	48,944		
A= Excellent	23.4 (19.1,28.3)	19.2 (18.2,20.3)	20.3 (19.2,21.5)	14.8 (12.7,17.1)		
B= Good	34.9 (29.2,41.1)	33.8 (32.5,35.1)	34.0 (32.7,35.2)	33.3 (30.0,36.7)		
C= Satisfactory	24.4 (20.1,29.3)	24.7 (23.5,26.0)	24.1 (22.9,25.4)	28.1 (24.6,31.9)		
D= Poor	NR (0.0,0.0)	8.9 (8.2,9.6)	8.4 (7.7,9.2)	10.7 (8.5,13.5)		
E= Fail	NR (0.0,0.0)	2.3 (2.0,2.7)	2.3 (2.0,2.7)	NR (0.0,0.0)		
NA/DK= Not applicable or don't know	8.9* (6.3,12.4)	11.0 (10.2,12.0)	10.9 (9.9,11.9)	11.0 (9.0,13.3)		

NR: Not reported; cell size less than 30. * Low precision or cell size between 30 and 59.

†Spouses whose youngest school-age child attended college or university (Q79=1), including spouses who had no children enrolled in school (Q78=2) OR spouses who had no children or other legal dependents (Q68=2).

Table 81c.1
Quality of School Attended by Youngest School Age Child--Special Education Programs: Spouses by Member Service.

	Total	DoD					Coast Guard
		Army	Navy	Marine Corps	Air Force		
Estimated Population							
Not Applicable†	317,908	108,751	74,875	35,014	90,815	8,455	
Not Responding on Item	11,713	4,522	2,433	854	3,543	359	
Responding on Item	343,134	118,792	88,586	25,774	100,844	9,139	
A= Excellent	11.3 (10.5,12.1)	11.2 (10.0,12.6)	12.2 (10.6,14.0)	10.5 (8.4,13.1)	11.0 (9.5,12.8)	8.0 (6.1,10.5)	
B= Good	17.3 (16.3,18.4)	17.9 (16.2,19.8)	20.5 (18.1,23.2)	14.3 (11.7,17.3)	14.7 (12.8,16.8)	16.4 (13.3,20.1)	
C= Satisfactory	12.3 (11.5,13.2)	12.4 (11.2,13.7)	12.7 (11.0,14.7)	11.3 (9.2,13.9)	11.9 (10.5,13.4)	14.9 (12.2,18.1)	
D= Poor	5.1 (4.6,5.7)	4.8 (4.1,5.7)	5.6 (4.4,7.0)	5.3* (3.8,7.4)	5.0 (4.1,6.2)	5.6* (4.0,7.7)	
E= Fail	2.2 (2.0,2.5)	2.7 (2.2,3.5)	2.1* (1.6,2.8)	NR (0.0,0.0)	NR (0.0,0.0)	NR (0.0,0.0)	
NA/DK= Not applicable or don't know	51.7 (50.5,52.9)	50.9 (48.9,52.9)	46.9 (44.0,49.7)	56.9 (52.7,60.9)	55.5 (52.7,58.2)	52.9 (48.7,57.2)	

NR: Not reported; cell size less than 30. * Low precision or cell size between 30 and 59.

†Spouses whose youngest school-age child attended college or university (Q79=1), including spouses who had no children enrolled in school (Q78=2) OR spouses who had no children or other legal dependents (Q68=2).

Table 81c.2
Quality of School Attended by Youngest School Age Child--Special Education Programs: Spouses by Member Paygrade.

	81c. For the type of school you marked in Question 79, please rate the following: Special education programs						
	Enlisted			Warrant Officers		Officers	
	E1-E3	E4	E5-E6	E7-E9	W1-W5	O1-O3	O4-O6
Estimated Population							
Not Applicable†	26,604	67,445	120,884	33,967	5,127	39,249	24,633
Not Responding on Item	147	969	5,354	3,603	163	359	1,117
Responding on Item	4,012	22,224	157,146	85,764	8,597	19,975	45,416
A= Excellent	NR (0.0,0.0)	12.8 (9.9,16.5)	12.9 (11.7,14.2)	9.1 (7.7,10.9)	8.8 (7.0,11.0)	6.8* (5.1,9.1)	11.0 (9.3,13.1)
B= Good	NR (0.0,0.0)	16.9 (13.3,21.3)	18.3 (16.7,20.0)	18.8 (16.7,21.0)	17.8 (15.0,20.9)	11.6 (9.0,14.7)	13.9 (12.0,15.9)
C= Satisfactory	NR (0.0,0.0)	13.9* (10.7,17.9)	12.7 (11.6,14.0)	13.0 (11.4,14.8)	11.4 (9.2,14.1)	11.9 (9.4,14.9)	9.4 (7.7,11.4)
D= Poor	NR (0.0,0.0)	NR (0.0,0.0)	5.6 (4.8,6.6)	4.9 (3.8,6.2)	4.3* (3.1,5.9)	NR (0.0,0.0)	5.1 (3.8,6.9)
E= Fail	NR (0.0,0.0)	NR (0.0,0.0)	2.2 (1.8,2.7)	2.5* (1.9,3.3)	NR (0.0,0.0)	NR (0.0,0.0)	NR (0.0,0.0)
NA/DK= Not applicable or don't know	50.3 (40.8,59.8)	49.3 (44.1,54.5)	48.3 (46.3,50.2)	51.7 (49.1,54.4)	54.8 (51.7,58.0)	63.7 (59.9,67.5)	59.0 (55.9,62.0)

NR: Not reported; cell size less than 30. * Low precision or cell size between 30 and 59.

†Spouses whose youngest school-age child attended college or university (Q79=1), including spouses who had no children enrolled in school (Q78=2) OR spouses who had no children or other legal dependents (Q68=2).

Table 81c.3
Quality of School Attended by Youngest School Age Child--Special Education Programs: Spouses by Gender and Member Location.

	Gender		Member Location	
	Male	Female	50 States or District of Columbia	Overseas, American Samoa, Guam, US Virgin Islands, Puerto Rico
81c. For the type of school you marked in Question 79, please rate the following: Special education programs				
Estimated Population				
Not Applicable†	34,683	283,225	269,404	48,490
Not Responding on Item	1,212	10,501	9,969	1,744
Responding on Item	23,234	319,900	294,175	48,959
A= Excellent	13.6* (10.5,17.4)	11.1 (10.3,11.9)	11.5 (10.6,12.3)	10.1 (8.2,12.5)
B= Good	15.2 (11.6,19.6)	17.5 (16.4,18.6)	17.4 (16.3,18.5)	17.1 (14.7,19.7)
C= Satisfactory	14.6* (11.3,18.6)	12.2 (11.3,13.0)	12.1 (11.2,13.0)	13.7 (11.4,16.3)
D= Poor	NR (0.0,0.0)	5.2 (4.7,5.8)	4.8 (4.3,5.4)	6.9 (5.3,9.0)
E= Fail	NR (0.0,0.0)	2.2 (1.9,2.5)	2.2 (1.9,2.5)	NR (0.0,0.0)
NA/DK= Not applicable or don't know	49.4 (43.5,55.2)	51.9 (50.6,53.2)	52.0 (50.7,53.3)	49.8 (46.2,53.5)

NR: Not reported; cell size less than 30. * Low precision or cell size between 30 and 59.

†Spouses whose youngest school-age child attended college or university (Q79=1), including spouses who had no children enrolled in school (Q78=2) OR spouses who had no children or other legal dependents (Q68=2).

Table 81d.1
Quality of School Attended by Youngest School Age Child--Physical Plant: Spouses by Member Service.

	Total	DoD					Coast Guard
		Total	Army	Navy	Marine Corps	Air Force	
Estimated Population							
Not Applicable†	317,908	108,751	74,875	35,014	90,815	8,455	
Not Responding on Item	10,765	3,806	2,263	721	3,622	352	
Responding on Item	344,082	119,508	88,757	25,906	100,765	9,146	
A= Excellent	21.2 (20.1,22.4)	22.0 (20.4,23.7)	21.1 (19.1,23.1)	23.2 (20.2,26.4)	19.9 (17.8,22.2)	19.6 (16.7,22.9)	
B= Good	34.1 (32.9,35.3)	35.7 (33.8,37.6)	34.6 (32.3,37.0)	30.6 (27.2,34.3)	32.4 (29.7,35.3)	35.8 (32.2,39.5)	
C= Satisfactory	29.2 (28.1,30.3)	28.3 (26.6,30.2)	28.6 (26.5,30.8)	31.0 (27.3,34.8)	30.3 (28.0,32.7)	29.0 (25.8,32.5)	
D= Poor	8.8 (8.0,9.5)	7.6 (6.5,8.8)	9.3 (7.8,11.1)	7.9 (6.1,10.2)	9.9 (8.6,11.4)	8.6 (6.4,11.6)	
E= Fail	3.4 (3.0,3.8)	3.1 (2.4,3.8)	3.2* (2.4,4.2)	4.5* (3.0,6.7)	3.5* (2.7,4.7)	3.9* (2.5,5.9)	
NA/DK= Not applicable or don't know	3.4 (3.0,4.0)	3.3 (2.6,4.2)	3.2* (2.4,4.2)	NR (0.0,0.0)	3.9* (3.0,5.2)	NR (0.0,0.0)	

NR: Not reported; cell size less than 30. * Low precision or cell size between 30 and 59.

†Spouses whose youngest school-age child attended college or university (Q79=1), including spouses who had no children enrolled in school (Q78=2) OR spouses who had no children or other legal dependents (Q68=2).

Table 81d.2

Quality of School Attended by Youngest School Age Child--Physical Plant: Spouses by Member Paygrade.

81d. For the type of school you marked in Question 79, please rate the following: Physical plant (building, school grounds, heating/cooling, food service, etc.)

	Enlisted						Warrant Officers		Officers	
	E1-E3	E4	E5-E6	E7-E9	W1-W5	O1-O3	O4-O6			
Estimated Population										
Not Applicable†	26,604	67,445	120,884	33,967	5,127	39,249	24,633			
Not Responding on Item	147	1,007	4,665	3,380	150	424	991			
Responding on Item	4,012	22,187	157,835	85,987	8,610	19,910	45,542			
A= Excellent	29.2* (22.5,36.8)	24.1 (19.8,29.0)	21.2 (19.5,23.0)	19.9 (18.2,21.7)	20.0 (17.4,22.9)	21.2 (17.6,25.2)	21.8 (19.2,24.6)			
B= Good	34.9* (27.6,43.1)	34.3 (29.5,39.4)	33.8 (31.9,35.7)	33.0 (30.9,35.2)	34.0 (30.4,37.7)	35.3 (31.3,39.5)	36.4 (33.6,39.3)			
C= Satisfactory	24.2* (17.3,32.6)	24.6 (20.0,30.0)	29.0 (27.3,30.7)	31.2 (29.2,33.2)	31.6 (28.0,35.4)	30.4 (26.3,34.7)	27.9 (25.3,30.6)			
D= Poor	NR (0.0,0.0)	NR (0.0,0.0)	8.7 (7.6,9.9)	9.8 (8.4,11.4)	9.8 (7.6,12.6)	8.0* (5.8,11.0)	8.5 (6.9,10.4)			
E= Fail	NR (0.0,0.0)	NR (0.0,0.0)	3.6 (3.0,4.5)	3.8 (2.9,5.0)	NR (0.0,0.0)	NR (0.0,0.0)	NR (0.0,0.0)			
NA/DK= Not applicable or don't know	NR (0.0,0.0)	NR (0.0,0.0)	3.7 (2.9,4.6)	2.4* (1.7,3.2)	NR (0.0,0.0)	NR (0.0,0.0)	NR (0.0,0.0)			

NR: Not reported; cell size less than 30. * Low precision or cell size between 30 and 59.

†Spouses whose youngest school-age child attended college or university (Q79=1), including spouses who had no children enrolled in school (Q78=2) OR spouses who had no children or other legal dependents (Q68=2).

Table 81d.3
Quality of School Attended by Youngest School Age Child--Physical Plant: Spouses by Gender and Member Location.

	Gender		Member Location	
	Male	Female	50 States or District of Columbia	Overseas, American Samoa, Guam, US Virgin Islands, Puerto Rico
81d. For the type of school you marked in Question 79, please rate the following: Physical plant (building, school grounds, heating/cooling, food service, etc.)				
Estimated Population				
Not Applicable†	34,683	283,225	269,404	48,490
Not Responding on Item	751	10,014	9,035	1,730
Responding on Item	23,695	320,387	295,109	48,973
A= Excellent	26.2 (20.6,32.6)	20.8 (19.8,21.9)	22.1 (21.0,23.3)	15.5 (13.6,17.6)
B= Good	33.7 (29.0,38.8)	34.1 (32.8,35.4)	34.2 (32.8,35.5)	33.6 (30.3,37.0)
C= Satisfactory	28.3 (23.1,34.0)	29.3 (28.1,30.4)	28.2 (27.0,29.5)	34.9 (31.9,38.1)
D= Poor	NR (0.0,0.0)	9.0 (8.2,9.8)	8.7 (7.9,9.6)	9.2 (7.6,11.2)
E= Fail	NR (0.0,0.0)	3.4 (3.0,3.9)	3.3 (2.9,3.8)	3.8* (2.7,5.5)
NA/DK= Not applicable or don't know	NR (0.0,0.0)	3.4 (3.0,3.9)	3.5 (3.0,4.0)	NR (0.0,0.0)

NR: Not reported; cell size less than 30. * Low precision or cell size between 30 and 59.

†Spouses whose youngest school-age child attended college or university (Q79=1), including spouses who had no children enrolled in school (Q78=2) OR spouses who had no children or other legal dependents (Q68=2).

Table 81e.1
Quality of School Attended by Youngest School Age Child--Availability of Extracurricular Activities: Spouses by Member Service.

	Total	DoD					Coast Guard
		Total	Army	Navy	Marine Corps	Air Force	
Estimated Population							
Not Applicable†	317,908	108,751	74,875	35,014	90,815	8,455	
Not Responding on Item	10,984	3,804	2,238	886	3,697	357	
Responding on Item	343,863	119,510	88,782	25,741	100,690	9,140	
A= Excellent	15.8 (14.7,16.9)	16.7 (15.3,18.2)	15.5 (13.5,17.6)	15.6 (13.4,18.2)	15.1 (13.4,17.0)	13.5 (10.8,16.7)	
B= Good	28.8 (27.8,29.9)	29.5 (27.8,31.4)	30.3 (27.7,33.1)	27.1 (24.2,30.3)	27.1 (25.0,29.4)	29.1 (25.4,33.1)	
C= Satisfactory	25.8 (24.8,26.9)	24.6 (22.9,26.4)	25.3 (23.1,27.7)	25.7 (22.9,28.8)	27.8 (25.6,30.2)	25.4 (22.1,29.0)	
D= Poor	11.7 (11.0,12.4)	11.1 (10.0,12.5)	11.3 (9.9,12.9)	9.8 (7.9,12.2)	12.9 (11.4,14.6)	14.2 (11.4,17.5)	
E= Fail	4.2 (3.7,4.8)	4.4 (3.7,5.2)	4.2 (3.1,5.6)	5.4* (4.0,7.2)	3.9* (2.9,5.2)	NR (0.0,0.0)	
NA/DK= Not applicable or don't know	13.6 (12.8,14.5)	13.6 (12.3,15.1)	13.4 (11.9,15.1)	16.3 (13.8,19.2)	13.1 (11.4,15.1)	14.3 (11.8,17.3)	

NR: Not reported; cell size less than 30. * Low precision or cell size between 30 and 59.

†Spouses whose youngest school-age child attended college or university (Q79=1), including spouses who had no children enrolled in school (Q78=2) OR spouses who had no children or other legal dependents (Q68=2).

Table 81e.2
Quality of School Attended by Youngest School Age Child--Availability of Extracurricular Activities: Spouses by Member Paygrade.

	Enlisted						Warrant Officers		Officers	
	E1-E3	E4	E5-E6	E7-E9	W1-W5	O1-O3	O4-O6			
Estimated Population										
Not Applicable†	26,604	67,445	120,884	33,967	5,127	39,249	24,633			
Not Responding on Item	147	872	4,976	3,549	179	391	869			
Responding on Item	4,012	22,322	157,524	85,817	8,581	19,943	45,664			
A= Excellent	22.1* (16.3,29.4)	14.3 (11.2,18.2)	15.4 (13.8,17.2)	15.1 (13.6,16.7)	16.7 (14.2,19.6)	15.0 (11.8,19.0)	18.3 (16.0,20.9)			
B= Good	26.3* (18.7,35.7)	23.2 (18.9,28.1)	27.2 (25.3,29.2)	32.2 (29.9,34.5)	28.9 (25.6,32.4)	26.1 (22.4,30.2)	32.5 (29.5,35.5)			
C= Satisfactory	NR (0.0,0.0)	22.2 (18.4,26.7)	26.2 (24.5,28.0)	26.7 (24.7,28.8)	29.6 (25.9,33.6)	22.4 (18.6,26.7)	26.3 (23.6,29.2)			
D= Poor	NR (0.0,0.0)	11.7* (8.7,15.7)	12.2 (11.0,13.4)	10.8 (9.5,12.3)	12.1 (10.0,14.6)	14.8 (11.6,18.7)	10.5 (8.8,12.6)			
E= Fail	NR (0.0,0.0)	NR (0.0,0.0)	4.1 (3.4,5.0)	5.4 (4.4,6.7)	3.3* (2.3,4.7)	NR (0.0,0.0)	3.0* (2.1,4.3)			
NA/DK= Not applicable or don't know	25.3* (17.2,33.4)	22.4 (18.8,26.4)	14.8 (13.4,16.2)	9.8 (8.4,11.5)	9.4 (7.1,12.3)	20.5 (17.1,24.2)	9.4 (7.7,11.4)			

NR: Not reported; cell size less than 30. * Low precision or cell size between 30 and 59.

†Spouses whose youngest school-age child attended college or university (Q79=1), including spouses who had no children enrolled in school (Q78=2) OR spouses who had no children or other legal dependents (Q68=2).

Table 81e.3

Quality of School Attended by Youngest School Age Child--Availability of Extracurricular Activities: Spouses by Gender and Member Location.

81e. For the type of school you marked in Question 79, please rate the following: Availability of extracurricular activities	Gender		Member Location			
	Male	Female	50 States or District of Columbia	Overseas, American Samoa, Guam, US Virgin Islands, Puerto Rico		
Estimated Population						
Not Applicable†	34,683	283,225	269,404	48,490		
Not Responding on Item	711	10,273	9,177	1,807		
Responding on Item	23,735	320,128	294,967	48,896		
A= Excellent	21.3 (16.4,27.1)	15.3 (14.3,16.4)	16.5 (15.3,17.7)	11.5 (9.6,13.7)		
B= Good	33.7 (28.2,39.7)	28.5 (27.4,29.6)	29.2 (28.0,30.4)	26.9 (24.1,30.0)		
C= Satisfactory	24.4 (19.8,29.8)	25.9 (24.8,27.1)	25.3 (24.2,26.5)	29.0 (26.0,32.3)		
D= Poor	7.4* (5.2,10.3)	12.0 (11.3,12.8)	11.2 (10.4,12.0)	14.7 (12.7,17.0)		
E= Fail	NR (0.0,0.0)	4.4 (3.9,5.0)	4.1 (3.6,4.6)	5.3* (4.1,6.9)		
NA/DK= Not applicable or don't know	10.9* (7.5,15.6)	13.8 (13.1,14.6)	13.8 (12.9,14.8)	12.5 (10.3,15.0)		

NR: Not reported; cell size less than 30. * Low precision or cell size between 30 and 59.

†Spouses whose youngest school-age child attended college or university (Q79=1), including spouses who had no children enrolled in school (Q78=2) OR spouses who had no children or other legal dependents (Q68=2).

Table 81f.1
Quality of School Attended by Youngest School Age Child--Safety: Spouses by Member Service.

	Total	DoD					Coast Guard
		Total	Army	Navy	Marine Corps	Air Force	
Estimated Population							
Not Applicable†	317,908	309,454	108,751	74,875	35,014	90,815	8,455
Not Responding on Item	10,424	10,082	3,589	2,287	777	3,427	342
Responding on Item	344,423	335,267	119,725	88,732	25,850	100,960	9,155
A= Excellent	26.8 (25.6,28.2)	26.9 (25.6,28.2)	26.5 (24.9,28.2)	27.0 (24.6,29.4)	28.6 (25.3,32.2)	26.7 (24.2,29.4)	25.9 (22.0,30.1)
B= Good	37.6 (36.3,38.9)	37.6 (36.3,38.9)	39.2 (37.2,41.3)	36.2 (33.8,38.7)	36.9 (33.2,40.8)	37.1 (34.5,39.8)	38.9 (35.3,42.6)
C= Satisfactory	26.4 (25.2,27.6)	26.4 (25.2,27.6)	25.2 (23.7,26.9)	27.7 (25.3,30.2)	25.8 (22.6,29.2)	26.8 (24.5,29.2)	26.5 (23.2,30.2)
D= Poor	4.9 (4.3,5.5)	4.9 (4.3,5.5)	5.1 (4.2,6.2)	5.4 (4.4,6.7)	2.7* (1.8,4.1)	4.7 (3.8,5.8)	4.6* (3.3,6.4)
E= Fail	1.9 (1.5,2.3)	1.9 (1.5,2.3)	1.6* (1.2,2.2)	1.8* (1.2,2.6)	NR (0.0,0.0)	NR (0.0,0.0)	NR (0.0,0.0)
NA/DK= Not applicable or don't know	2.4 (2.0,2.8)	2.4 (2.0,2.9)	2.3 (1.7,2.9)	2.0* (1.4,2.9)	NR (0.0,0.0)	2.9* (2.1,3.9)	NR (0.0,0.0)

NR: Not reported; cell size less than 30. * Low precision or cell size between 30 and 59.

†Spouses whose youngest school-age child attended college or university (Q79=1), including spouses who had no children enrolled in school (Q78=2) OR spouses who had no children or other legal dependents (Q68=2).

Table 81f.2
Quality of School Attended by Youngest School Age Child--Safety: Spouses by Member Paygrade.

	Enlisted						Warrant Officers	Officers		
	E1-E3	E4	E5-E6	E7-E9	W1-W5	O1-O3		O4-O6		
Estimated Population										
Not Applicable†	26,604	67,445	120,884	33,967	5,127	39,249	24,633			
Not Responding on Item	147	872	4,613	3,295	156	433	908			
Responding on Item	4,012	22,322	157,887	86,072	8,604	19,901	45,625			
A= Excellent	37.2* (29.1,46.0)	28.6 (23.5,34.2)	26.1 (24.1,28.2)	25.1 (22.9,27.4)	25.8 (22.5,29.5)	29.1 (25.0,33.6)	30.2 (27.6,33.1)			
B= Good	36.9* (28.9,45.7)	32.9 (28.0,38.2)	36.6 (34.6,38.7)	39.3 (37.1,41.6)	36.9 (33.3,40.6)	34.2 (30.2,38.5)	42.0 (39.0,45.0)			
C= Satisfactory	18.6* (12.6,26.6)	23.3 (18.8,28.5)	27.9 (26.1,29.7)	26.5 (24.6,28.4)	28.9 (25.1,33.1)	29.2 (25.2,33.6)	21.5 (18.9,24.4)			
D= Poor	NR (0.0,0.0)	7.5* (5.0,11.3)	5.0 (4.2,5.9)	5.3 (4.3,6.4)	4.9* (3.4,6.9)	NR (0.0,0.0)	3.3* (2.4,4.6)			
E= Fail	NR (0.0,0.0)	NR (0.0,0.0)	1.9* (1.4,2.7)	2.3* (1.7,3.1)	NR (0.0,0.0)	NR (0.0,0.0)	NR (0.0,0.0)			
NA/DK= Not applicable or don't know	NR (0.0,0.0)	NR (0.0,0.0)	2.5 (1.9,3.2)	1.6* (1.0,2.4)	NR (0.0,0.0)	NR (0.0,0.0)	NR (0.0,0.0)			

NR: Not reported; cell size less than 30. * Low precision or cell size between 30 and 59.

†Spouses whose youngest school-age child attended college or university (Q79=1), including spouses who had no children enrolled in school (Q78=2) OR spouses who had no children or other legal dependents (Q68=2).

Table 81f.3
Quality of School Attended by Youngest School Age Child--Safety: Spouses by Gender and Member Location.

	Gender		Member Location			
	Male	Female	50 States or District of Columbia	Guam, US Virgin Islands, Puerto Rico	Overseas, American Samoa,	
81f. For the type of school you marked in Question 79, please rate the following: Safety of school						
Estimated Population						
Not Applicable†	34,683	283,225	269,404	48,490		
Not Responding on Item	711	9,714	8,735	1,689		
Responding on Item	23,735	320,687	295,409	49,014		
A= Excellent	30.7 (25.5,36.5)	26.6 (25.2,27.9)	27.2 (25.9,28.6)	24.5 (21.8,27.5)		
B= Good	40.8 (35.3,46.5)	37.4 (36.1,38.8)	38.1 (36.6,39.5)	35.0 (32.1,38.1)		
C= Satisfactory	20.4 (16.5,24.8)	26.8 (25.7,28.0)	25.7 (24.3,27.0)	30.7 (27.5,34.1)		
D= Poor	NR (0,0,0,0)	5.0 (4.4,5.6)	4.8 (4.2,5.5)	5.2* (3.9,6.8)		
E= Fail	NR (0,0,0,0)	1.9 (1.5,2.3)	1.8 (1.5,2.3)	NR (0,0,0,0)		
NA/DK= Not applicable or don't know	NR (0,0,0,0)	2.3 (2.0,2.8)	2.4 (2.0,2.8)	NR (0,0,0,0)		

NR: Not reported; cell size less than 30. * Low precision or cell size between 30 and 59.

†Spouses whose youngest school-age child attended college or university (Q79=1), including spouses who had no children enrolled in school (Q78=2) OR spouses who had no children or other legal dependents (Q68=2).

Table 81g.1
Quality of School Attended by Youngest School Age Child--Overall: Spouses by Member Service.

	Total	DoD					Coast Guard
		Army	Navy	Marine Corps	Air Force		
Estimated Population							
Not Applicable†	317,908	108,751	74,875	35,014	90,815	8,455	
Not Responding on Item	11,106	3,940	2,435	721	3,636	372	
Responding on Item	343,741	119,374	88,585	25,906	100,751	9,125	
A= Excellent	25.8 (24.6,27.0)	25.4 (23.4,27.5)	27.4 (25.1,29.9)	26.3 (23.3,29.5)	24.7 (22.5,27.1)	25.5 (21.6,30.0)	
B= Good	39.9 (38.9,41.0)	40.5 (38.4,42.7)	38.7 (36.3,41.2)	37.8 (33.7,42.1)	40.7 (38.0,43.5)	41.9 (38.0,46.0)	
C= Satisfactory	24.3 (23.2,25.6)	23.8 (22.3,25.4)	24.5 (22.0,27.1)	25.2 (21.7,29.0)	24.8 (22.5,27.3)	23.1 (20.1,26.4)	
D= Poor	6.3 (5.7,6.9)	6.9 (5.8,8.2)	5.4 (4.5,6.6)	6.6 (5.0,8.6)	6.3 (5.2,7.7)	6.1* (4.5,8.2)	
E= Fail	2.1 (1.8,2.5)	2.2* (1.7,2.8)	2.6* (1.9,3.6)	NR (0.0,0.0)	NR (0.0,0.0)	NR (0.0,0.0)	
NA/DK= Not applicable or don't know	1.5 (1.2,1.9)	1.2* (0.8,1.7)	NR (0.0,0.0)	NR (0.0,0.0)	NR (0.0,0.0)	NR (0.0,0.0)	

NR: Not reported; cell size less than 30. * Low precision or cell size between 30 and 59.

†Spouses whose youngest school-age child attended college or university (Q79=1), including spouses who had no children enrolled in school (Q78=2) OR spouses who had no children or other legal dependents (Q68=2).

Table 81g.2
Quality of School Attended by Youngest School Age Child--Overall: Spouses by Member Paygrade.

	Overall quality of the school					
	Enlisted			Warrant Officers		Officers
	E1-E3	E4	E5-E6	E7-E9	W1-W5	O1-O3 O4-O6
Estimated Population						
Not Applicable†	26,604	67,445	120,884	33,967	5,127	39,249
Not Responding on Item	147	970	4,975	3,454	181	430
Responding on Item	4,012	22,223	157,525	85,913	8,579	19,904
A= Excellent	32.3* (25.0,40.7)	23.7 (19.5,28.4)	25.1 (23.2,27.1)	24.6 (22.3,27.0)	23.4 (20.1,26.9)	27.4 (23.3,32.0)
B= Good	37.4* (29.7,45.7)	38.0 (32.8,43.4)	39.4 (37.5,41.4)	39.7 (37.1,42.4)	41.1 (37.5,44.7)	41.8 (37.6,46.1)
C= Satisfactory	20.8* (14.5,28.9)	23.2 (18.8,28.2)	25.3 (23.3,27.3)	26.0 (24.0,28.1)	25.1 (21.5,29.0)	22.8 (19.3,26.7)
D= Poor	NR (0.0,0.0)	8.6* (5.9,12.4)	6.4 (5.6,7.4)	6.1 (5.0,7.4)	8.1 (6.0,10.9)	5.5* (3.6,8.2)
E= Fail	NR (0.0,0.0)	NR (0.0,0.0)	2.2 (1.7,2.9)	2.6* (1.9,3.5)	NR (0.0,0.0)	NR (0.0,0.0)
NA/DK= Not applicable or don't know	NR (0.0,0.0)	NR (0.0,0.0)	1.5* (1.1,2.2)	NR (0.0,0.0)	NR (0.0,0.0)	NR (0.0,0.0)

NR: Not reported; cell size less than 30. * Low precision or cell size between 30 and 59.

†Spouses whose youngest school-age child attended college or university (Q79=1), including spouses who had no children enrolled in school (Q78=2) OR spouses who had no children or other legal dependents (Q68=2).

Table 81g.3
Quality of School Attended by Youngest School Age Child--Overall: Spouses by Gender and Member Location.

	Gender		Member Location		
	Male	Female	50 States or District of Columbia	Guam, US Virgin Islands, Puerto Rico	Overseas, American Samoa,
Estimated Population					
Not Applicable†	34,683	283,225	269,404	48,490	48,490
Not Responding on Item	840	10,266	9,048	2,058	2,058
Responding on Item	23,606	320,135	295,096	48,645	48,645
A= Excellent	31.2 (25.7,37.2)	25.4 (24.2,26.6)	26.9 (25.5,28.3)	19.3 (16.8,22.2)	19.3 (16.8,22.2)
B= Good	37.8 (32.3,43.6)	40.1 (39.0,41.2)	40.2 (39.0,41.4)	38.2 (34.9,41.6)	38.2 (34.9,41.6)
C= Satisfactory	21.4 (17.4,26.1)	24.6 (23.3,25.8)	23.2 (22.0,24.5)	31.1 (27.4,35.1)	31.1 (27.4,35.1)
D= Poor	NR (0.0,0.0)	6.4 (5.8,7.1)	6.2 (5.5,6.9)	7.1 (5.4,9.4)	7.1 (5.4,9.4)
E= Fail	NR (0.0,0.0)	2.1 (1.8,2.5)	2.0 (1.7,2.4)	NR (0.0,0.0)	NR (0.0,0.0)
NA/DK= Not applicable or don't know	NR (0.0,0.0)	1.4 (1.1,1.8)	1.5 (1.2,1.9)	NR (0.0,0.0)	NR (0.0,0.0)

NR: Not reported; cell size less than 30.

†Spouses whose youngest school-age child attended college or university (Q79=1), including spouses who had no children enrolled in school (Q78=2) OR spouses who had no children or other legal dependents (Q68=2).

Table 82.1
Participation In Activities Related to Children's Education: Spouses by Member Service.

	Total	DoD					Coast Guard
		Total	Army	Navy	Marine Corps	Air Force	
Estimated Population							
Not Applicable†	317,908						8,455
Not Responding on Item	9,736						338
Responding on Item	345,111	309,454	108,751	74,875	35,014	90,815	9,159
Attending conferences or meetings with teachers regarding the school	86.5 (85.6,87.2)	87.7 (86.2,89.1)	88.0 (86.4,89.4)	86.1 (83.2,88.5)	83.9 (82.1,85.5)		85.1 (82.3,87.5)
Working with teachers to promote achievement	53.3 (51.9,54.8)	52.4 (50.0,54.7)	53.4 (50.6,56.2)	55.3 (51.4,59.2)	54.0 (51.2,56.7)		53.3 (49.5,57.0)
Collaborating on educational opportunities for students, parents, and teachers	19.5 (18.4,20.7)	19.0 (17.2,21.0)	20.4 (18.4,22.6)	20.5 (17.7,23.5)	19.0 (16.9,21.3)		21.9 (19.0,25.1)
Planning and implementing curricular and extracurricular activities	22.5 (21.4,23.7)	20.7 (18.8,22.8)	22.5 (20.3,24.9)	21.5 (18.4,25.0)	24.2 (22.1,26.5)		29.7 (26.0,33.7)
Participating in decision making and problem solving to promote learning	33.8 (32.5,35.1)	33.9 (31.7,36.1)	33.5 (31.1,36.0)	30.9 (27.3,34.7)	34.7 (32.3,37.2)		33.7 (29.9,37.8)
None of the above	8.0 (7.4,8.8)	7.4 (6.3,8.5)	7.1 (5.9,8.4)	8.2 (6.4,10.4)	9.6 (8.1,11.2)		9.2 (7.1,11.8)

† Spouses whose youngest school-age child attended college or university (Q79=1), including spouses who had no children enrolled in school (Q78=2) OR spouses who had no children or other legal dependents (Q68=2).

Table 82.2
Participation In Activities Related to Children's Education: Spouses by Member Paygrade.

	Enlisted						Warrant Officers		Officers	
	E1-E3	E4	E5-E6	E7-E9	W1-W5	O1-O3	O4-O6			
Estimated Population										
Not Applicable†	26,604	67,445	120,884	33,967	5,127	39,249	24,633			
Not Responding on Item	95	801	4,405	2,980	152	332	971			
Responding on Item	4,064	22,392	158,095	86,387	8,609	20,002	45,562			
Attending conferences or meetings with teachers regarding the school	74.9 (66.3,82.0)	77.5 (72.3,81.9)	86.8 (85.6,87.9)	87.1 (85.6,88.5)	89.1 (86.5,91.4)	83.3 (79.4,86.7)	90.2 (88.1,92.0)			
Working with teachers to promote achievement	43.4 (35.6,51.5)	46.3 (41.1,51.6)	51.7 (49.5,53.9)	52.3 (49.8,54.8)	54.5 (50.5,58.5)	54.9 (50.3,59.4)	64.5 (61.6,67.4)			
Collaborating on educational opportunities for students, parents, and teachers	NR (0,0,0,0)	13.0 (9,9,16,8)	16.9 (15.4,18.5)	20.2 (18.3,22.2)	22.5 (19.5,25.9)	22.1 (18.6,25.9)	29.7 (27.2,32.3)			
Planning and implementing curricular and extracurricular activities	NR (0,0,0,0)	17.0 (13.3,21.5)	18.8 (17.3,20.4)	21.8 (19.6,24.2)	27.0 (23.4,30.9)	27.4 (24.0,31.2)	36.8 (33.5,40.2)			
Participating in decision making and problem solving to promote learning	37.2* (27.9,47.6)	32.3 (27.4,37.7)	34.7 (32.8,36.7)	31.7 (29.3,34.2)	32.0 (28.4,35.8)	31.9 (28.1,36.0)	36.1 (33.0,39.3)			
None of the above	NR (0,0,0,0)	15.0 (11.2,19.7)	7.8 (6.8,9.0)	8.3 (7.0,9.7)	7.0 (5.2,9.3)	8.3* (5.8,11.7)	4.4* (3.2,6.0)			

NR: Not reported; cell size less than 30. * Low precision or cell size between 30 and 59.

†Spouses whose youngest school-age child attended college or university (Q79=1), including spouses who had no children enrolled in school (Q78=2) OR spouses who had no children or other legal dependents (Q68=2).

Table 82.3
Participation In Activities Related to Children's Education: Spouses by Gender and Member Location.

	Gender		Member Location		
	Male	Female	50 States or District of Columbia	Overseas, American Samoa, Guam, US Virgin Islands, Puerto Rico	
Estimated Population					
Not Applicable†	34,683	283,225	269,404	48,490	
Not Responding on Item	781	8,954	8,352	1,383	
Responding on Item	23,664	321,447	295,792	49,319	
Attending conferences or meetings with teachers regarding the school	83.1 (78.3,87.0)	86.7 (85.9,87.5)	86.5 (85.6,87.4)	86.0 (83.5,88.3)	
Working with teachers to promote achievement	40.0 (33.9,46.4)	54.3 (52.9,55.7)	53.7 (52.2,55.2)	51.0 (47.6,54.4)	
Collaborating on educational opportunities for students, parents, and teachers	17.4 (13.2,22.5)	19.7 (18.6,20.8)	19.4 (18.2,20.6)	20.6 (17.8,23.7)	
Planning and implementing curricular and extracurricular activities	12.8 (9.6,16.9)	23.2 (22.1,24.4)	22.8 (21.5,24.1)	20.9 (18.2,23.8)	
Participating in decision making and problem solving to promote learning	33.5 (28.2,39.2)	33.8 (32.5,35.1)	34.4 (33.0,35.8)	30.2 (27.1,33.4)	
None of the above	12.1* (8.9,16.3)	7.7 (7.1,8.5)	7.9 (7.1,8.6)	9.1 (7.4,11.1)	

* Low precision or cell size between 30 and 59.

†Spouses whose youngest school-age child attended college or university (Q79=1), including spouses who had no children enrolled in school (Q78=2) OR spouses who had no children or other legal dependents (Q68=2).

Table 83.1
Children Who Receive Special Education or Early Intervention Services: Spouses by Member Service.

	Total	DoD					Coast Guard
		Total	Army	Navy	Marine Corps	Air Force	
Estimated Population							
Not Applicable†	159,046	154,613	53,271	37,869	15,989	47,485	4,433
Not Responding on Item	6,443	6,322	1,993	1,523	725	2,081	121
Responding on Item	507,266	493,868	176,801	126,503	44,928	145,636	13,398
Yes	12.2 (11.5,12.9)	12.2 (11.5,12.9)	11.9 (11.1,12.9)	13.4 (12.0,14.9)	9.6 (7.9,11.5)	12.3 (10.8,13.9)	11.6 (9.4,14.1)
No	87.8 (87.1,88.5)	87.8 (87.1,88.5)	88.1 (87.1,89.0)	86.6 (85.1,88.0)	90.4 (88.5,92.1)	87.7 (86.1,89.2)	88.5 (85.9,90.6)

†Spouses who had no children or other legal dependents (Q68=2).

Table 83.2
Children Who Receive Special Education or Early Intervention Services: Spouses by Member Paygrade.

	Enlisted						Warrant Officers	Officers	
	E1-E3	E4	E5-E6	E7-E9	W1-W5	O1-O3		O4-O6	
Estimated Population									
Not Applicable†	13,645	29,372	56,957	20,465	3,048	22,660	12,900		
Not Responding on Item	131	667	3,275	1,520	104	389	356		
Responding on Item	16,987	60,600	223,151	101,349	10,735	36,534	57,910		
Yes	4.0* (2.7,5.7)	8.6 (7.1,10.4)	14.1 (12.9,15.5)	12.8 (11.3,14.5)	12.3 (10.2,14.7)	8.1 (6.3,10.4)	12.1 (10.5,13.9)		
No	96.0 (94.3,97.3)	91.4 (89.6,92.9)	85.9 (84.6,87.1)	87.2 (85.5,88.7)	87.7 (85.3,89.8)	91.9 (89.6,93.7)	87.9 (86.1,89.5)		

* Low precision or cell size between 30 and 59.

†Spouses who had no children or other legal dependents (Q68=2).

Table 83.3
Children Who Receive Special Education or Early Intervention Services: Spouses by Gender and Member Location.

	Gender		Member Location	
	Male	Female	50 States or District of Columbia	Overseas, American Samoa, Guam, US Virgin Islands, Puerto Rico
83. Do you have one or more children who receive special education or early intervention services?				
Estimated Population				
Not Applicable†	21,002	138,044	133,713	25,319
Not Responding on Item	418	6,025	5,570	874
Responding on Item	37,708	469,557	434,266	73,000
Yes	10.7 (8.4,13.6)	12.3 (11.6,13.1)	12.0 (11.3,12.7)	13.3 (11.5,15.4)
No	89.3 (86.4,91.6)	87.7 (86.9,88.4)	88.0 (87.3,88.7)	86.7 (84.6,88.5)

†Spouses who had no children or other legal dependents (Q68=2).

Table 84.1
Child or Other Legal Dependent Enrolled in Exceptional Family Member/Coast Guard Special Needs Program: Spouses by Member Service.

	Total	DoD					Coast Guard
		Total	Army	Navy	Marine Corps	Air Force	
Estimated Population							
Not Applicable†	159,046	154,613	53,271	37,869	15,989	47,485	4,433
Not Responding on Item	6,155	6,009	1,870	1,438	611	2,090	146
Responding on Item	507,554	494,181	176,924	126,588	45,042	145,627	13,373
Yes	10.2 (9.6,10.8)	10.2 (9.6,10.9)	14.9 (13.8,16.1)	7.3 (6.3,8.4)	7.1 (5.9,8.5)	8.0 (6.9,9.4)	8.9 (6.9,11.3)
No	89.8 (89.2,90.5)	89.8 (89.1,90.4)	85.1 (83.9,86.2)	92.7 (91.6,93.7)	92.9 (91.5,94.1)	92.0 (90.7,93.1)	91.1 (88.7,93.1)

†Spouses who have no children or other legal dependents (Q68=2).

Table 84.2
Child or Other Legal Dependent Enrolled in Exceptional Family Member/Coast Guard Special Needs Program: Spouses by Member Paygrade.

	Enlisted			Warrant Officers	Officers		
	E1-E3	E4	E5-E6			E7-E9	W1-W5
84. Do you have a child or other legal dependent enrolled in the Exceptional Family Member Program (EFMP) or the Coast Guard Special Needs Program?							
Estimated Population							
Not Applicable†	13,645	29,372	56,957	20,465	3,048	22,660	12,900
Not Responding on Item	95	601	3,005	1,449	128	388	490
Responding on Item	17,023	60,666	223,422	101,420	10,711	36,535	57,777
Yes	2.9* (1.9,4.4)	7.5 (5.9,9.4)	11.7 (10.6,13.0)	10.7 (9.4,12.2)	14.7 (12.2,17.6)	6.3 (4.9,7.9)	9.8 (8.1,11.8)
No	97.1 (95.6,98.1)	92.5 (90.6,94.1)	88.3 (87.0,89.4)	89.3 (87.8,90.6)	85.3 (82.4,87.8)	93.7 (92.1,95.1)	90.2 (88.2,91.9)

* Low precision or cell size between 30 and 59.

†Spouses who have no children or other legal dependents (Q68=2).

Table 84.3

Child or Other Legal Dependent Enrolled in Exceptional Family Member/Coast Guard Special Needs Program: Spouses by Gender and Member Location.

	Gender		Member Location		
	Male	Female	50 States or District of Columbia	Guam, US Virgin Islands, Puerto Rico	Overseas, American Samoa,
84. Do you have a child or other legal dependent enrolled in the Exceptional Family Member Program (EFMP) or the Coast Guard Special Needs Program?					
Estimated Population					
Not Applicable†	21,002	138,044	133,713	25,319	
Not Responding on Item	546	5,609	5,395	761	
Responding on Item	37,581	469,973	434,441	73,113	
Yes	9.7 (7.3,12.8)	10.2 (9.6,10.9)	9.5 (8.8,10.2)	14.4 (12.5,16.6)	
No	90.3 (87.3,92.7)	89.8 (89.1,90.5)	90.5 (89.8,91.2)	85.6 (83.5,87.5)	

†Spouses who have no children or other legal dependents (Q68=2).

Table 85a.1
Satisfaction With Military Health Care for Family--Out-of-pocket Cost: Spouses by Member Service.

	Total	DoD					Coast Guard
		Total	Army	Navy	Marine Corps	Air Force	
Estimated Population							
Not Applicable							
Not Responding on Item	7,353	7,183	2,645	1,535	633	2,370	170
Responding on Item	665,401	647,620	229,420	164,359	61,008	192,833	17,782
Very satisfied	22.5 (21.7,23.3)	22.8 (22.0,23.6)	23.1 (21.7,24.7)	21.5 (20.1,23.0)	27.0 (24.9,29.2)	22.1 (20.7,23.6)	13.1 (11.3,15.3)
Satisfied	35.8 (34.9,36.7)	35.8 (34.9,36.7)	33.3 (32.0,34.7)	38.0 (36.1,39.9)	36.8 (35.0,38.7)	36.5 (34.5,38.5)	35.8 (33.0,38.6)
Neither satisfied nor dissatisfied	20.4 (19.5,21.4)	20.5 (19.5,21.5)	21.2 (19.6,23.0)	20.0 (18.5,21.6)	18.8 (17.0,20.8)	20.4 (18.7,22.3)	19.7 (17.3,22.2)
Dissatisfied	14.5 (14.0,15.2)	14.4 (13.8,15.0)	15.1 (13.9,16.3)	14.2 (12.8,15.7)	12.5 (10.9,14.3)	14.3 (13.1,15.7)	20.5 (18.2,22.9)
Very dissatisfied	6.8 (6.3,7.2)	6.6 (6.2,7.1)	7.3 (6.5,8.1)	6.4 (5.5,7.3)	4.9 (4.0,5.9)	6.7 (5.8,7.7)	11.0 (9.2,13.0)

85a. How satisfied or dissatisfied are you with each of the following aspects of military health care for you and your family (exclude your spouse [member]): My out-of-pocket cost for care

Table 85a.2
Satisfaction With Military Health Care for Family--Out-of-pocket Cost: Spouses by Member Paygrade.

85a. How satisfied or dissatisfied are you with each of the following aspects of military health care for you and your family (exclude your spouse [member]): My out-of-pocket cost for care

	Enlisted						Warrant Officers		Officers	
	E1-E3	E4	E5-E6	E7-E9	W1-W5	O1-O3	O4-O6			
Estimated Population										
Not Applicable										
Not Responding on Item	277	1,073	2,289	2,050	113	423	1,128			
Responding on Item	30,485	89,566	281,095	121,283	13,774	59,160	70,038			
Very satisfied	33.6 (31.4,36.0)	32.3 (30.3,34.5)	20.7 (19.3,22.1)	17.0 (15.6,18.6)	16.1 (13.9,18.6)	28.0 (25.9,30.2)	18.6 (16.7,20.8)			
Satisfied	37.2 (34.5,40.0)	34.4 (32.3,36.7)	35.3 (33.9,36.8)	35.5 (33.7,37.3)	34.7 (31.9,37.6)	36.9 (34.6,39.3)	38.3 (35.9,40.8)			
Neither satisfied nor dissatisfied	17.9 (16.2,19.7)	18.9 (17.2,20.8)	21.6 (20.0,23.3)	20.0 (18.4,21.6)	21.6 (19.3,24.2)	18.6 (16.8,20.5)	20.8 (18.8,23.0)			
Dissatisfied	7.2 (5.6,9.1)	10.2 (9.0,11.5)	15.4 (14.2,16.6)	18.2 (16.8,19.7)	18.0 (15.5,20.8)	11.5 (10.0,13.1)	15.7 (14.0,17.4)			
Very dissatisfied	4.2* (3.1,5.6)	4.1 (3.3,5.2)	7.1 (6.4,7.8)	9.3 (8.1,10.6)	9.6 (7.9,11.6)	5.1 (4.0,6.4)	6.5 (5.3,8.1)			

* Low precision or cell size between 30 and 59.

Table 85a.3
Satisfaction With Military Health Care for Family--Out-of-pocket Cost: Spouses by Gender and Member Location.

	Gender		Member Location	
	Male	Female	50 States or District of Columbia	Overseas, American Samoa, Guam, US Virgin Islands, Puerto Rico
	840 58,288	6,513 607,113	6,011 567,537	1,342 97,851
Very satisfied	19.4 (16.4,22.8)	22.8 (22.0,23.6)	21.5 (20.7,22.3)	28.6 (26.5,30.7)
Satisfied	36.3 (32.3,40.5)	35.7 (34.8,36.6)	36.4 (35.4,37.3)	32.3 (29.9,34.9)
Neither satisfied nor dissatisfied	24.4 (20.9,28.3)	20.0 (19.0,21.1)	19.9 (18.9,20.9)	23.6 (21.3,26.1)
Dissatisfied	13.2 (10.6,16.2)	14.7 (14.1,15.3)	15.3 (14.6,15.9)	10.4 (9.1,11.8)
Very dissatisfied	6.7 (5.3,8.5)	6.8 (6.3,7.2)	7.0 (6.6,7.5)	5.1 (4.1,6.4)

85a. How satisfied or dissatisfied are you with each of the following aspects of military health care for you and your family (exclude your spouse [member]): My out-of-pocket cost for care

Table 85b.1
Satisfaction With Military Health Care for Family--Skill of Physicians and Other Medical Providers: Spouses by Member Service.

	Total	DoD					Coast Guard
		Total	Army	Navy	Marine Corps	Air Force	
85b. How satisfied or dissatisfied are you with each of the following aspects of military health care for you and your family (exclude your spouse [member]): Skill of physicians and other medical providers							
Estimated Population							
Not Applicable	7,186	2,350	1,535	632	2,509	160	
Not Responding on Item	665,569	229,715	164,360	61,009	192,694	17,792	
Responding on Item	8.3	7.6	9.8	9.2	7.7	8.0	
Very satisfied	(7.8,8.9)	(6.9,8.5)	(8.7,10.9)	(7.8,10.8)	(6.9,8.6)	(6.6,9.7)	
Satisfied	42.6	41.5	43.7	41.0	43.4	44.9	
	(41.6,43.7)	(39.8,43.2)	(41.6,45.8)	(38.9,43.1)	(41.4,45.4)	(42.2,47.6)	
Neither satisfied nor dissatisfied	23.2	23.4	23.4	22.9	22.9	24.0	
	(22.5,24.0)	(22.0,24.8)	(21.7,25.2)	(20.9,25.0)	(21.4,24.5)	(21.6,26.5)	
Dissatisfied	18.6	19.5	16.8	19.3	19.2	16.1	
	(17.8,19.4)	(18.3,20.7)	(15.6,18.0)	(17.6,21.2)	(17.7,20.8)	(14.3,18.0)	
Very dissatisfied	7.2	8.1	6.4	7.6	6.8	7.1	
	(6.8,7.7)	(7.3,8.9)	(5.5,7.4)	(6.4,9.1)	(6.0,7.7)	(5.8,8.7)	

Table 85b.2
Satisfaction With Military Health Care for Family--Skill of Physicians and Other Medical Providers: Spouses by Member Paygrade.

	Enlisted						Warrant Officers		Officers	
	E1-E3	E4	E5-E6	E7-E9	W1-W5	O1-O3	O4-O6			
Estimated Population										
Not Applicable										
Not Responding on Item	306	1,000	2,403	1,809	105	408	1,156			
Responding on Item	30,457	89,639	280,981	121,525	13,783	59,175	70,010			
Very satisfied	13.6 (11.6,15.9)	9.0 (7.6,10.5)	7.1 (6.3,7.9)	6.5 (5.6,7.6)	5.6 (4.3,7.2)	10.6 (9.1,12.3)	12.2 (10.3,14.4)			
Satisfied	43.5 (40.9,46.1)	40.2 (37.6,42.8)	41.5 (40.0,43.0)	43.7 (41.4,46.0)	40.2 (37.2,43.4)	44.4 (41.9,47.0)	47.0 (44.4,49.6)			
Neither satisfied nor dissatisfied	18.9 (16.8,21.3)	22.9 (20.6,25.4)	25.1 (23.8,26.4)	23.4 (21.6,25.3)	24.1 (21.6,26.8)	19.1 (17.3,21.0)	21.0 (19.1,23.2)			
Dissatisfied	16.7 (14.7,19.0)	19.0 (17.1,21.1)	19.2 (17.9,20.6)	19.1 (17.3,20.9)	21.6 (19.0,24.4)	19.3 (17.0,21.8)	14.6 (12.8,16.6)			
Very dissatisfied	7.2 (5.7,9.2)	9.0 (7.4,10.8)	7.2 (6.5,7.9)	7.3 (6.3,8.4)	8.6 (6.9,10.6)	6.6 (5.4,8.1)	5.2 (4.3,6.4)			

85b. How satisfied or dissatisfied are you with each of the following aspects of military health care for you and your family (exclude your spouse [member]): Skill of physicians and other medical providers

Table 85b.3
Satisfaction With Military Health Care for Family--Skill of Physicians and Other Medical Providers: Spouses by Gender and Member Location.

	Gender		Member Location	
	Male	Female	50 States or District of Columbia	Overseas, American Samoa, Guam, US Virgin Islands, Puerto Rico
85b. How satisfied or dissatisfied are you with each of the following aspects of military health care for you and your family (exclude your spouse [member]): Skill of physicians and other medical providers				
Estimated Population				
Not Applicable				
Not Responding on Item	828	6,357	6,241	944
Responding on Item	58,301	607,269	567,307	98,249
Very satisfied	8.8 (7.1,10.8)	8.3 (7.8,8.8)	8.6 (8.0,9.1)	7.0 (6.0,8.2)
Satisfied	43.6 (39.8,47.4)	42.5 (41.5,43.6)	42.8 (41.7,43.9)	41.8 (39.3,44.3)
Neither satisfied nor dissatisfied	25.1 (21.7,29.0)	23.0 (22.3,23.8)	23.1 (22.3,23.9)	23.8 (21.8,26.0)
Dissatisfied	15.0 (12.2,18.2)	19.0 (18.2,19.8)	18.3 (17.5,19.2)	20.3 (18.3,22.4)
Very dissatisfied	7.6 (5.8,9.9)	7.2 (6.7,7.7)	7.2 (6.8,7.7)	7.1 (5.9,8.5)

Table 85c.1
Satisfaction With Military Health Care for Family--Availability of Specialists: Spouses by Member Service.

	Total	DoD					Coast Guard
		Army	Navy	Marine Corps	Air Force		
		Total	Total	Total	Total		
Estimated Population							
Not Applicable	8,877	2,816	2,376	877	2,577	232	
Not Responding on Item	663,878	229,249	163,518	60,765	192,625	17,720	
Responding on Item	5.6	5.3	7.0	6.5	4.4	6.1	
Very satisfied	(5.1,6.1)	(4.5,6.3)	(6.2,7.9)	(5.5,7.7)	(3.7,5.2)	(4.7,7.8)	
Satisfied	27.0	26.5	29.3	26.8	25.3	29.3	
Neither satisfied nor dissatisfied	(26.2,27.8)	(24.7,28.4)	(27.8,30.8)	(24.7,29.0)	(23.7,27.0)	(26.6,32.3)	
Dissatisfied	30.1	29.9	31.0	29.4	29.9	27.9	
Very dissatisfied	(29.2,30.9)	(28.3,31.5)	(29.4,32.7)	(26.9,32.0)	(28.3,31.5)	(25.3,30.6)	
Total	26.0	26.1	23.1	26.3	28.4	25.2	
	(25.2,26.9)	(24.6,27.7)	(21.4,25.0)	(24.4,28.3)	(26.7,30.1)	(22.9,27.6)	
	11.4	12.2	9.6	11.0	12.0	11.5	
	(10.8,12.0)	(11.2,13.3)	(8.5,10.7)	(9.7,12.5)	(10.9,13.3)	(9.8,13.5)	

85c. How satisfied or dissatisfied are you with each of the following aspects of military health care for you and your family (exclude your spouse [member]): Availability of specialists

Table 85c.2
Satisfaction With Military Health Care for Family--Availability of Specialists: Spouses by Member Paygrade.

	Enlisted				Warrant Officers	Officers
	E1-E3	E4	E5-E6	E7-E9		
85c. How satisfied or dissatisfied are you with each of the following aspects of military health care for you and your family (exclude your spouse [member]): Availability of specialists						
Estimated Population						
Not Applicable						
Not Responding on Item	385	1,387	3,175	2,103	133	406
Responding on Item	30,377	89,252	280,208	121,231	13,754	59,177
Very satisfied	7.6 (6.1,9.5)	6.5 (5.4,7.7)	5.3 (4.5,6.2)	4.5 (3.7,5.4)	3.8 (2.7,5.3)	5.6 (4.6,7.0)
Satisfied	31.2 (28.4,34.2)	24.6 (22.7,26.6)	26.9 (25.4,28.5)	27.6 (25.7,29.7)	25.5 (22.9,28.3)	26.3 (24.1,28.7)
Neither satisfied nor dissatisfied	34.7 (31.7,37.8)	34.5 (32.3,36.8)	30.1 (28.8,31.5)	26.9 (25.0,28.8)	26.3 (23.4,29.3)	29.7 (27.3,32.2)
Dissatisfied	19.1 (16.6,21.9)	23.6 (21.6,25.7)	26.3 (24.7,27.9)	28.3 (26.1,30.5)	30.3 (27.3,33.5)	26.1 (23.9,28.4)
Very dissatisfied	7.4 (5.8,9.4)	10.9 (9.5,12.4)	11.4 (10.4,12.6)	12.8 (11.4,14.3)	14.2 (12.2,16.5)	12.3 (10.6,14.2)
						9.8 (8.4,11.4)

Table 85c.3
Satisfaction With Military Health Care for Family--Availability of Specialists: Spouses by Gender and Member Location.

	Gender		Member Location	
	Male	Female	50 States or District of Columbia	Overseas, American Samoa, Guam, US Virgin Islands, Puerto Rico
85c. How satisfied or dissatisfied are you with each of the following aspects of military health care for you and your family (exclude your spouse [member]): Availability of specialists				
Estimated Population				
Not Applicable				
Not Responding on Item	754	8,123	7,769	1,109
Responding on Item	58,375	605,503	565,779	98,084
Very satisfied	6.1 (4.7,8.0)	5.5 (5.1,6.1)	5.9 (5.4,6.4)	3.9 (3.1,4.9)
Satisfied	32.7 (28.8,36.7)	26.4 (25.6,27.3)	27.4 (26.5,28.3)	24.5 (22.4,26.6)
Neither satisfied nor dissatisfied	27.6 (24.5,30.8)	30.3 (29.4,31.3)	30.1 (29.2,30.9)	30.1 (27.7,32.6)
Dissatisfied	23.5 (20.2,27.2)	26.3 (25.3,27.3)	25.5 (24.6,26.4)	29.0 (26.7,31.4)
Very dissatisfied	10.1 (8.0,12.7)	11.5 (10.9,12.1)	11.2 (10.6,11.8)	12.6 (10.9,14.3)

Table 85d.1
Satisfaction With Military Health Care for Family--Ability to Get Appointments: Spouses by Member Service.

	Total	DoD					Coast Guard
		Total	Army	Navy	Marine Corps	Air Force	
85d. How satisfied or dissatisfied are you with each of the following aspects of military health care for you and your family (exclude your spouse [member]): Ability to get appointments							
Estimated Population							
Not Applicable	7,445	2,256	1,831	716	2,450	192	
Not Responding on Item	665,310	229,809	164,064	60,925	192,752	17,760	
Responding on Item	7.0	6.7	7.4	9.6	6.2	7.2	
Very satisfied	(6.5,7.5)	(5.9,7.7)	(6.5,8.5)	(8.2,11.2)	(5.4,7.1)	(5.8,9.0)	
Satisfied	38.2	38.2	38.6	35.8	38.3	41.0	
	(37.4,39.0)	(36.7,39.8)	(36.9,40.4)	(33.6,38.0)	(36.6,40.1)	(38.5,43.6)	
Neither satisfied nor dissatisfied	18.8	18.7	18.7	18.7	19.0	20.1	
	(18.0,19.7)	(17.4,20.1)	(17.4,20.2)	(16.9,20.8)	(17.7,20.5)	(17.9,22.4)	
Dissatisfied	23.3	23.8	22.4	23.2	23.7	19.7	
	(22.4,24.3)	(22.3,25.2)	(20.9,24.0)	(21.2,25.4)	(22.1,25.4)	(17.8,21.8)	
Very dissatisfied	12.7	12.7	12.8	12.7	12.8	12.0	
	(12.1,13.4)	(11.6,13.8)	(11.8,13.9)	(11.1,14.5)	(11.5,14.2)	(10.2,14.0)	

Table 85d.2

Satisfaction With Military Health Care for Family--Ability to Get Appointments: Spouses by Member Paygrade.

85d. How satisfied or dissatisfied are you with each of the following aspects of military health care for you and your family (exclude your spouse [member]): Ability to get appointments

	Enlisted				Warrant Officers	Officers	
	E1-E3	E4	E5-E6	E7-E9			W1-W5
Estimated Population							
Not Applicable							
Not Responding on Item	401	861	2,644	1,715	120	555	1,149
Responding on Item	30,362	89,778	280,739	121,619	13,767	59,028	70,017
Very satisfied	9.8 (8.1,11.8)	8.5 (7.2,9.9)	6.4 (5.5,7.4)	6.2 (5.2,7.3)	5.4 (4.1,7.0)	7.5 (6.3,9.0)	8.0 (6.7,9.5)
Satisfied	41.6 (38.6,44.7)	37.6 (35.3,39.9)	38.0 (36.7,39.4)	38.5 (36.5,40.6)	38.8 (35.9,41.8)	37.9 (35.1,40.8)	37.6 (35.2,40.1)
Neither satisfied nor dissatisfied	20.1 (17.9,22.4)	18.2 (16.1,20.5)	19.4 (18.2,20.8)	19.1 (17.7,20.7)	18.8 (16.7,21.1)	16.5 (14.5,18.6)	18.2 (16.2,20.4)
Dissatisfied	19.0 (16.6,21.6)	23.3 (21.3,25.5)	23.3 (21.7,25.0)	22.6 (20.3,24.9)	22.7 (20.1,25.6)	25.1 (22.8,27.6)	24.4 (21.7,27.3)
Very dissatisfied	9.5 (7.9,11.5)	12.5 (10.8,14.4)	12.8 (11.8,14.0)	13.6 (12.3,15.1)	14.3 (12.1,16.8)	13.0 (11.5,14.7)	11.8 (10.2,13.7)

Table 85d.3
Satisfaction With Military Health Care for Family--Ability to Get Appointments: Spouses by Gender and Member Location.

85d. How satisfied or dissatisfied are you with each of the following aspects of military health care for you and your family (exclude your spouse [member]): Ability to get appointments	Gender		Member Location	
	Male	Female	50 States or District of Columbia	Overseas, American Samoa, Guam, US Virgin Islands, Puerto Rico
	Estimated Population			
Not Applicable				
Not Responding on Item	769	6,676	6,556	889
Responding on Item	58,360	606,950	566,992	98,304
Very satisfied	7.1 (5.6,9.0)	7.0 (6.5,7.6)	7.2 (6.7,7.7)	6.1 (4.9,7.6)
Satisfied	36.2 (32.5,40.1)	38.4 (37.5,39.3)	38.4 (37.5,39.3)	37.1 (34.8,39.4)
Neither satisfied nor dissatisfied	21.8 (19.1,24.8)	18.6 (17.7,19.4)	18.8 (17.9,19.7)	19.0 (17.2,20.9)
Dissatisfied	21.5 (18.8,24.4)	23.4 (22.5,24.4)	22.8 (21.8,23.8)	26.1 (23.9,28.4)
Very dissatisfied	13.4 (10.9,16.3)	12.7 (12.0,13.3)	12.9 (12.2,13.6)	11.8 (10.2,13.6)

Table 85e.1
Satisfaction With Military Health Care for Family--Waiting Time in Clinic: Spouses by Member Service.

	Total	DoD					Coast Guard
		Total	Army	Navy	Marine Corps	Air Force	
85e. How satisfied or dissatisfied are you with each of the following aspects of military health care for you and your family (exclude your spouse [member]): Waiting time in the clinic							
Estimated Population							
Not Applicable							
Not Responding on Item	7,829	2,407	1,759	585	2,842	236	
Responding on Item	664,926	229,658	164,135	61,056	192,361	17,716	
Very satisfied	4.9 (4.5,5.4)	4.9 (4.1,5.8)	4.6 (3.9,5.3)	7.5 (6.3,8.8)	4.5 (3.8,5.3)	5.1 (3.9,6.6)	
Satisfied	37.2 (36.3,38.1)	36.6 (34.8,38.3)	36.3 (34.5,38.2)	35.6 (33.3,37.9)	39.3 (37.4,41.1)	37.0 (34.3,39.8)	
Neither satisfied nor dissatisfied	25.2 (24.4,25.9)	23.1 (21.8,24.5)	25.7 (24.1,27.4)	24.8 (22.9,26.7)	27.1 (25.6,28.7)	27.1 (24.6,29.6)	
Dissatisfied	21.8 (21.1,22.5)	23.1 (21.6,24.6)	21.8 (20.2,23.4)	22.3 (20.4,24.2)	20.3 (18.7,22.0)	20.3 (18.4,22.4)	
Very dissatisfied	10.9 (10.3,11.6)	12.4 (11.0,14.0)	11.6 (10.4,13.0)	9.9 (8.6,11.5)	8.9 (7.9,10.1)	10.5 (8.7,12.5)	

Table 85e.2
Satisfaction With Military Health Care for Family--Waiting Time in Clinic: Spouses by Member Paygrade.

85e. How satisfied or dissatisfied are you with each of the following aspects of military health care for you and your family (exclude your spouse [member]): Waiting time in the clinic

	Enlisted				Warrant Officers	Officers	
	E1-E3	E4	E5-E6	E7-E9			W1-W5
Estimated Population							
Not Applicable							
Not Responding on Item	366	1,081	2,495	1,793	177	592	1,324
Responding on Item	30,396	89,558	280,889	121,541	13,710	58,991	69,842
Very satisfied	6.4 (5.1,8.0)	5.7 (4.7,6.8)	4.5 (3.8,5.2)	3.8 (3.1,4.7)	3.9* (2.7,5.4)	6.3 (4.9,7.9)	6.1 (5.0,7.4)
Satisfied	42.6 (39.5,45.8)	35.0 (32.5,37.6)	36.4 (35.0,37.9)	37.0 (34.7,39.3)	33.0 (30.2,36.0)	37.5 (34.6,40.5)	41.6 (39.0,44.3)
Neither satisfied nor dissatisfied	24.7 (22.4,27.1)	25.2 (23.0,27.5)	25.5 (24.3,26.8)	26.1 (24.1,28.2)	26.5 (23.5,29.7)	23.3 (21.0,25.8)	23.7 (21.6,25.8)
Dissatisfied	18.0 (15.9,20.2)	22.2 (20.4,24.1)	22.8 (21.4,24.2)	21.5 (19.4,23.9)	23.5 (21.0,26.3)	21.4 (19.2,23.8)	19.4 (17.3,21.5)
Very dissatisfied	8.3 (6.5,10.5)	12.0 (10.3,13.9)	10.8 (9.8,11.8)	11.6 (9.9,13.4)	13.1 (11.0,15.5)	11.5 (10.1,13.1)	9.3 (7.8,11.1)

* Low precision or cell size between 30 and 59.

Table 85e.3
Satisfaction With Military Health Care for Family--Waiting Time in Clinic: Spouses by Gender and Member Location.

	Gender		Member Location	
	Male	Female	50 States or District of Columbia	Overseas, American Samoa, Guam, US Virgin Islands, Puerto Rico
85e. How satisfied or dissatisfied are you with each of the following aspects of military health care for you and your family (exclude your spouse [member]): Waiting time in the clinic				
Estimated Population				
Not Applicable				
Not Responding on Item	823	7,006	7,032	797
Responding on Item	58,306	606,620	566,516	98,397
Very satisfied	4.6*	4.9	5.1	3.9
	(3.4,6.3)	(4.5,5.4)	(4.7,5.6)	(3.1,5.0)
Satisfied	36.4	37.3	37.0	38.1
	(33.1,39.8)	(36.3,38.3)	(36.1,38.0)	(35.6,40.7)
Neither satisfied nor dissatisfied	27.3	25.0	25.2	24.9
	(24.3,30.5)	(24.2,25.8)	(24.4,26.1)	(22.8,27.0)
Dissatisfied	21.4	21.8	21.7	22.3
	(18.7,24.4)	(21.1,22.6)	(21.0,22.5)	(20.4,24.3)
Very dissatisfied	10.3	11.0	10.9	10.8
	(8.3,12.8)	(10.2,11.8)	(10.2,11.7)	(9.4,12.4)

* Low precision or cell size between 30 and 59.

Table 85f.1
Satisfaction With Military Health Care for Family--Overall Quality: Spouses by Member Service.

	Total	DoD					Coast Guard
		Total	Army	Navy	Marine Corps	Air Force	
Estimated Population							
Not Applicable	8,763	3,071	1,770	713	3,024	185	
Not Responding on Item	663,992	228,994	164,125	60,928	192,178	17,767	
Responding on Item	7.1	6.3	8.2	8.4	6.6	7.1	
Very satisfied	(6.7,7.5)	(5.6,7.1)	(7.4,9.1)	(7.2,9.9)	(5.9,7.5)	(5.8,8.6)	
Satisfied	44.4	43.3	45.4	43.7	45.0	46.5	
	(43.5,45.4)	(41.6,45.1)	(43.6,47.2)	(41.3,46.3)	(43.2,46.7)	(44.0,49.0)	
Neither satisfied nor dissatisfied	24.1	24.1	23.6	24.0	24.6	22.7	
	(23.3,24.9)	(22.5,25.8)	(21.9,25.3)	(21.7,26.4)	(23.0,26.4)	(20.4,25.2)	
Dissatisfied	17.2	18.6	15.8	16.8	16.8	17.1	
	(16.5,17.9)	(17.3,20.0)	(14.5,17.1)	(15.3,18.5)	(15.4,18.2)	(15.0,19.3)	
Very dissatisfied	7.3	7.7	7.1	7.0	7.0	6.7	
	(6.8,7.8)	(6.7,8.8)	(6.2,8.2)	(5.9,8.3)	(6.1,8.0)	(5.4,8.2)	

85f. How satisfied or dissatisfied are you with each of the following aspects of military health care for you and your family (exclude your spouse [member]): Overall quality of care

Table 85f.2
Satisfaction With Military Health Care for Family--Overall Quality: Spouses by Member Paygrade.

	Enlisted						Warrant Officers		Officers	
	E1-E3	E4	E5-E6	E7-E9	W1-W5	O1-O3	O4-O6			
Estimated Population										
Not Applicable										
Not Responding on Item	433	1,073	2,787	2,151	180	533	1,606			
Responding on Item	30,329	89,566	280,597	121,182	13,707	59,050	69,560			
Very satisfied	10.7 (8.9,12.8)	8.4 (7.0,9.9)	6.3 (5.6,7.1)	5.7 (4.9,6.8)	4.5 (3.4,5.9)	8.0 (6.5,9.9)	9.0 (7.3,11.1)			
Satisfied	48.2 (45.6,50.9)	42.6 (40.3,45.1)	44.2 (42.6,45.8)	44.3 (42.2,46.3)	41.6 (38.8,44.6)	45.5 (42.7,48.3)	46.1 (43.9,48.3)			
Neither satisfied nor dissatisfied	22.7 (20.3,25.4)	25.5 (23.4,27.8)	24.3 (22.9,25.9)	24.3 (22.6,26.2)	25.3 (22.8,27.9)	21.4 (19.5,23.4)	23.4 (21.4,25.5)			
Dissatisfied	12.4 (10.7,14.3)	16.4 (14.6,18.3)	18.0 (16.7,19.2)	17.7 (15.8,19.8)	19.1 (16.6,21.8)	18.6 (16.4,21.0)	14.6 (12.8,16.6)			
Very dissatisfied	5.9 (4.7,7.5)	7.1 (5.8,8.7)	7.3 (6.3,8.4)	8.0 (7.0,9.1)	9.6 (7.7,11.8)	6.5 (5.4,7.8)	6.9 (5.8,8.2)			

85f. How satisfied or dissatisfied are you with each of the following aspects of military health care for you and your family (exclude your spouse [member]): Overall quality of care

Table 85f.3
Satisfaction With Military Health Care for Family--Overall Quality: Spouses by Gender and Member Location.

	Gender		Member Location	
	Male	Female	50 States or District of Columbia	Overseas, American Samoa, Guam, US Virgin Islands, Puerto Rico
85f. How satisfied or dissatisfied are you with each of the following aspects of military health care for you and your family (exclude your spouse [member]): Overall quality of care				
Estimated Population				
Not Applicable				
Not Responding on Item	1,007	7,755	7,457	1,305
Responding on Item	58,121	605,871	566,091	97,888
Very satisfied	8.3 (6.6,10.3)	7.0 (6.5,7.4)	7.3 (6.9,7.8)	5.8 (4.7,7.2)
Satisfied	44.3 (41.0,47.7)	44.4 (43.4,45.5)	44.3 (43.3,45.3)	45.4 (43.0,47.7)
Neither satisfied nor dissatisfied	23.4 (20.8,26.3)	24.1 (23.3,25.0)	24.2 (23.4,25.1)	23.1 (21.2,25.2)
Dissatisfied	17.3 (14.5,20.5)	17.2 (16.5,17.9)	17.0 (16.2,17.7)	18.3 (16.4,20.3)
Very dissatisfied	6.7 (5.0,9.1)	7.3 (6.8,7.9)	7.2 (6.7,7.8)	7.4 (6.2,8.8)

Table 85g.1
Satisfaction With Military Health Care for Family--Administrative Requirements: Spouses by Member Service.

	Total	DoD					Coast Guard
		Total	Army	Navy	Marine Corps	Air Force	
Estimated Population							
Not Applicable							
Not Responding on Item	9,227	8,998	3,050	2,242	786	2,920	229
Responding on Item	663,528	645,805	229,015	163,652	60,855	192,282	17,723
Very satisfied	6.6 (6.2,7.0)	6.6 (6.2,7.0)	7.0 (6.2,7.9)	7.3 (6.5,8.3)	8.6 (7.3,10.1)	4.9 (4.3,5.6)	5.5 (4.3,7.1)
Satisfied	32.8 (31.8,33.8)	32.9 (31.9,33.8)	32.0 (30.3,33.8)	34.1 (32.4,35.8)	33.8 (31.6,36.0)	32.5 (30.9,34.3)	30.5 (27.8,33.2)
Neither satisfied nor dissatisfied	34.3 (33.4,35.3)	34.5 (33.6,35.5)	34.9 (33.2,36.6)	32.5 (30.8,34.2)	31.2 (29.1,33.3)	36.8 (35.3,38.3)	28.1 (25.5,30.9)
Dissatisfied	15.0 (14.3,15.7)	14.8 (14.1,15.5)	14.5 (13.4,15.6)	14.6 (13.4,15.9)	15.4 (14.0,17.0)	15.1 (13.9,16.4)	21.4 (19.1,23.9)
Very dissatisfied	11.4 (10.7,12.0)	11.3 (10.6,11.9)	11.6 (10.5,12.9)	11.5 (10.5,12.7)	11.0 (9.7,12.5)	10.7 (9.5,12.0)	14.5 (12.5,16.8)

85g. How satisfied or dissatisfied are you with each of the following aspects of military health care for you and your family (exclude your spouse [member]): Administrative requirements (claims, paperwork, approvals, etc.)

Table 85g.2
Satisfaction With Military Health Care for Family--Administrative Requirements: Spouses by Member Paygrade.

	Enlisted						Warrant Officers	Officers			
	E1-E3	E4	E5-E6	E7-E9	W1-W5	O1-O3	O4-O6				
Estimated Population											
Not Applicable											
Not Responding on Item	416	1,007	3,267	2,571	128	670	1,169				
Responding on Item	30,346	89,632	280,117	120,762	13,759	58,913	69,997				
Very satisfied	8.2 (6.7,10.1)	8.8 (7.5,10.3)	6.3 (5.6,7.1)	5.5 (4.5,6.7)	5.0 (3.9,6.5)	6.9 (5.6,8.4)	5.9 (5.0,7.0)				
Satisfied	37.6 (35.0,40.4)	33.7 (31.7,35.7)	32.4 (31.0,33.9)	32.9 (30.8,35.0)	29.4 (26.6,32.4)	31.8 (28.9,34.8)	32.4 (29.9,35.1)				
Neither satisfied nor dissatisfied	38.5 (35.8,41.4)	38.0 (35.6,40.5)	35.2 (33.7,36.6)	33.3 (31.3,35.4)	33.4 (30.6,36.4)	31.2 (29.2,33.2)	29.0 (26.5,31.6)				
Dissatisfied	8.8 (7.1,10.9)	11.7 (10.2,13.3)	14.9 (13.8,16.2)	15.8 (14.4,17.3)	17.4 (15.3,19.8)	17.9 (16.0,20.0)	17.7 (16.0,19.4)				
Very dissatisfied	6.8 (5.3,8.7)	7.9 (6.6,9.3)	11.2 (10.2,12.2)	12.5 (11.0,14.3)	14.8 (12.5,17.4)	12.3 (10.7,14.1)	15.0 (13.3,17.0)				

85g. How satisfied or dissatisfied are you with each of the following aspects of military health care for you and your family (exclude your spouse [member]): Administrative requirements (claims, paperwork, approvals, etc.)

Table 85g.3
Satisfaction With Military Health Care for Family--Administrative Requirements: Spouses by Gender and Member Location.

	Gender		Member Location		
	Male	Female	50 States or District of Columbia	Overseas, American Samoa, Guam, US Virgin Islands, Puerto Rico	
85g. How satisfied or dissatisfied are you with each of the following aspects of military health care for you and your family (exclude your spouse [member]): Administrative requirements (claims, paperwork, approvals, etc.)					
Estimated Population					
Not Applicable					
Not Responding on Item	1,138	8,089	7,886	1,341	
Responding on Item	57,991	605,537	565,662	97,852	
Very satisfied	5.7 (4.4,7.3)	6.7 (6.3,7.1)	6.8 (6.4,7.3)	5.3 (4.4,6.3)	
Satisfied	35.4 (32.2,38.7)	32.5 (31.5,33.6)	32.3 (31.2,33.3)	35.9 (33.7,38.2)	
Neither satisfied nor dissatisfied	36.5 (33.7,39.5)	34.1 (33.2,35.1)	33.6 (32.5,34.7)	38.7 (36.4,41.0)	
Dissatisfied	13.9 (11.7,16.3)	15.1 (14.3,15.9)	15.4 (14.6,16.2)	12.7 (11.2,14.5)	
Very dissatisfied	8.6 (7.0,10.5)	11.6 (11.0,12.3)	12.0 (11.4,12.7)	7.4 (6.2,8.9)	

Table 86.1
Health Conditions of Family Members in Residence: Spouses by Member Service.

	Total	DoD					Coast Guard
		Total	Army	Navy	Marine Corps	Air Force	
Estimated Population							
Not Applicable							
Not Responding on Item	11,882	11,573	5,017	2,728	1,134	2,694	309
Responding on Item	660,873	643,230	227,048	163,166	60,507	192,509	17,643
Chronic medical or physical problem (e.g., cancer, diabetes)	8.3 (7.8,8.8)	8.3 (7.8,8.8)	9.1 (8.2,10.0)	7.9 (7.0,8.9)	7.4 (6.2,8.8)	8.0 (7.0,9.0)	9.7 (8.1,11.5)
Asthma or other respiratory condition	16.7 (16.0,17.4)	16.7 (16.0,17.5)	17.0 (15.9,18.1)	18.1 (16.9,19.5)	17.7 (16.0,19.7)	15.0 (13.7,16.3)	15.0 (13.1,17.1)
Attention deficit disorder (ADD)/attention deficit hyperactivity disorder (ADHD)	6.7 (6.3,7.1)	6.7 (6.3,7.1)	6.6 (6.0,7.3)	7.2 (6.3,8.2)	4.6 (3.7,5.6)	7.1 (6.1,8.2)	5.9 (4.8,7.3)
Deafness, blindness, mental retardation, autism, other serious emotional impairment	2.2 (2.0,2.5)	2.2 (2.0,2.5)	2.4 (2.0,2.8)	2.0 (1.5,2.6)	2.1* (1.5,3.0)	2.3 (1.9,2.9)	1.6* (1.1,2.4)
None of family members have any of the above mentioned conditions	72.4 (71.5,73.4)	72.4 (71.5,73.4)	72.0 (70.6,73.3)	70.9 (69.4,72.3)	74.0 (72.1,75.9)	73.7 (72.1,75.3)	73.3 (70.8,75.7)

* Low precision or cell size between 30 and 59.

Table 86.2
Health Conditions of Family Members in Residence: Spouses by Member Paygrade.

	Enlisted						Warrant Officers		Officers	
	E1-E3	E4	E5-E6	E7-E9	W1-W5	O1-O3	O4-O6			
Estimated Population										
Not Applicable										
Not Responding on Item	662	1,584	4,206	2,370	373	1,228	1,458			
Responding on Item	30,101	89,055	279,177	120,964	13,514	58,355	69,708			
Chronic medical or physical problem (e.g., cancer, diabetes)	5.5 (4.2,7.2)	7.2 (5.9,8.8)	8.0 (7.2,8.8)	10.5 (9.3,11.8)	10.4 (8.4,12.7)	6.6 (5.5,8.1)	9.6 (8.4,11.0)			
Asthma or other respiratory condition	15.3 (13.1,17.7)	15.7 (14.0,17.5)	17.9 (16.7,19.1)	18.8 (17.3,20.4)	18.1 (16.0,20.3)	10.6 (9.1,12.3)	15.1 (13.5,16.9)			
Attention deficit disorder (ADD)/attention deficit hyperactivity disorder (ADHD)	3.2* (2.2,4.6)	4.5 (3.5,5.8)	7.1 (6.4,7.9)	8.9 (7.6,10.4)	7.4 (5.9,9.2)	3.3 (2.4,4.5)	8.0 (6.9,9.2)			
Deafness, blindness, mental retardation, autism, other serious emotional impairment	NR (0.0,0.0)	NR (0.0,0.0)	2.6 (2.1,3.1)	2.6 (2.0,3.4)	2.5* (1.7,3.5)	NR (0.0,0.0)	2.2* (1.7,3.0)			
None of family members have any of the above mentioned conditions	78.4 (75.6,81.0)	76.2 (74.0,78.2)	71.2 (69.8,72.5)	67.6 (65.7,69.5)	68.5 (65.5,71.5)	81.6 (79.3,83.7)	71.7 (69.5,73.9)			

NR: Not reported; cell size less than 30. * Low precision or cell size between 30 and 59.

Table 86.3
Health Conditions of Family Members in Residence: Spouses by Gender and Member Location.

	Gender		Member Location		
	Male	Female	50 States or District of Columbia	Guam, US Virgin Islands, Puerto Rico	Overseas, American Samoa
86. Do you or <u>any</u> family members living with you (exclude your spouse [member]) have any of the following health conditions? (MARK ALL THAT APPLY.)					
Estimated Population					
Not Applicable					
Not Responding on Item	1,189	10,693	9,384	2,498	
Responding on Item	57,940	602,933	564,164	96,695	
Chronic medical or physical problem (e.g., cancer, diabetes)	6.1 (4.6,7.9)	8.5 (8.0,9.1)	8.5 (8.0,9.1)	7.1 (6.0,8.4)	
Asthma or other respiratory condition	10.2 (8.2,12.7)	17.3 (16.6,18.1)	16.7 (16.0,17.5)	16.5 (14.7,18.4)	
Attention deficit disorder (ADD)/attention deficit hyperactivity disorder (ADHD)	7.0 (5.5,8.9)	6.6 (6.2,7.1)	6.8 (6.4,7.3)	5.7 (4.7,6.9)	
Deafness, blindness, mental retardation, autism, other serious emotional impairment	NR (0.0,0.0)	2.3 (2.0,2.6)	2.4 (2.1,2.7)	NR (0.0,0.0)	
None of family members have any of the above mentioned conditions	79.2 (76.1,82.0)	71.8 (70.9,72.7)	72.0 (70.9,73.1)	74.9 (72.9,76.8)	

NR: Not reported; cell size less than 30.

Table 87.1
Health Conditions of Family Members in Residence That Require Use of Wheelchair, Limited Use of Steps, or Architectural/Housing
Modifications: Spouses by Member Service.

	Total	DoD					Coast Guard
		Total	Army	Navy	Marine Corps	Air Force	
Estimated Population							
Not Applicable							
Not Responding on Item	3,122	3,048	1,372	548	296	833	74
Responding on Item	669,633	651,755	230,693	165,347	61,346	194,369	17,878
Yes	1.6 (1.4,1.8)	1.6 (1.4,2.0)	1.6 (1.4,2.0)	1.5* (1.1,2.0)	1.5* (1.0,2.2)	1.6* (1.1,2.1)	1.6* (1.1,2.4)
No	98.4 (98.2,98.7)	98.4 (98.0,98.7)	98.4 (98.0,98.7)	98.5 (98.0,98.9)	98.5 (97.8,99.0)	98.4 (97.9,98.9)	98.4 (97.6,98.9)

* Low precision or cell size between 30 and 59.

Table 87.2
Health Conditions of Family Members in Residence That Require Use of Wheelchair, Limited Use of Steps, or Architectural/Housing Modifications: Spouses by Member Paygrade.

87. Do you or any family members living with you (exclude your spouse [member]) have a health condition that requires the use of a wheelchair, limited use of steps, or architectural/housing modifications?

	Enlisted						Warrant Officers	Officers
	E1-E3	E4	E5-E6	E7-E9	W1-W5	O1-O3		
Estimated Population								
Not Applicable								
Not Responding on Item	171	677	1,273	561	56	294		
Responding on Item	30,592	89,961	282,110	122,772	13,832	59,493	70,872	
Yes	1.0*	1.4*	1.8	1.7*	1.5*	1.3*	1.2*	
	(0.4,2.6)	(0.9,2.1)	(1.5,2.2)	(1.2,2.3)	(0.9,2.3)	(0.8,2.0)	(0.7,1.8)	
No	99.0	98.6	98.2	98.3	98.5	98.7	98.8	
	(97.4,99.6)	(97.9,99.1)	(97.8,98.6)	(97.7,98.8)	(97.7,99.1)	(98.0,99.2)	(98.2,99.3)	

* Low precision or cell size between 30 and 59.

Table 87.3
Health Conditions of Family Members in Residence That Require Use of Wheelchair, Limited Use of Steps, or Architectural/Housing Modifications: Spouses by Gender and Member Location.

	Gender		Member Location		
	Male	Female	50 States or District of Columbia	Guam, US Virgin Islands, Puerto Rico	Overseas, American Samoa,
87. Do you or any family members living with you (exclude your spouse [member]) have a health condition that requires the use of a wheelchair, limited use of steps, or architectural/housing modifications?					
Estimated Population					
Not Applicable					
Not Responding on Item	387	2,735	2,929	193	
Responding on Item	58,742	610,891	570,619	99,000	
Yes	1.4*	1.6	1.7	1.1*	
	(0.8,2.5)	(1.4,1.8)	(1.4,1.9)	(0.7,1.7)	
No	98.6	98.4	98.4	98.9	
	(97.5,99.2)	(98.2,98.7)	(98.1,98.6)	(98.3,99.3)	

* Low precision or cell size between 30 and 59.

Table 88.1
Caregiver Responsibility for Elderly Family Member: Spouses by Member Service.

	Total	DoD					Coast Guard
		Total	Army	Navy	Marine Corps	Air Force	
88. Do you have caregiver responsibilities for an elderly family member (shopping, home maintenance, transportation, checking on them by phone, finances, arrangements for care, etc.)? (This includes persons who live with you or live somewhere else.)							
Estimated Population							
Not Applicable	2,553	1,092	574	123	729	35	
Not Responding on Item	670,202	230,973	165,321	61,519	194,473	17,917	
Responding on Item	5.6	5.9	6.1	4.4	5.1	5.6	
Yes	(5.2,6.0)	(5.3,6.6)	(5.1,7.2)	(3.6,5.4)	(4.3,5.9)	(4.5,7.1)	
No	94.4	94.1	93.9	95.6	95.0	94.4	
	(94.0,94.8)	(93.4,94.7)	(92.8,94.9)	(94.6,96.4)	(94.1,95.7)	(92.9,95.5)	

Table 88.2

Caregiver Responsibility for Elderly Family Member: Spouses by Member Paygrade.

	Enlisted						Warrant Officers	Officers
	E1-E3	E4	E5-E6	E7-E9	W1-W5	O1-O3		
88. Do you have caregiver responsibilities for an elderly family member (shopping, home maintenance, transportation, checking on them by phone, finances, arrangements for care, etc.)? (This includes persons who live with you or live somewhere else.)								
Estimated Population								
Not Applicable								
Not Responding on Item	99	363	1,248	280	56	106	400	
Responding on Item	30,664	90,276	282,135	123,054	13,831	59,477	70,766	
Yes	2.5* (1.7,3.6)	3.0 (2.2,4.1)	5.7 (4.9,6.7)	7.0 (6.2,8.0)	9.1 (7.6,10.8)	3.8 (2.8,5.1)	7.8 (6.5,9.4)	
No	97.6 (96.5,98.3)	97.0 (96.0,97.8)	94.3 (93.3,95.2)	93.0 (92.0,93.8)	90.9 (89.2,92.4)	96.2 (94.9,97.2)	92.2 (90.6,93.5)	

* Low precision or cell size between 30 and 59.

Table 88.3

Caregiver Responsibility for Elderly Family Member: Spouses by Gender and Member Location.

	Gender		Member Location		
	Male	Female	50 States or District of Columbia	Guam, US Virgin Islands, Puerto Rico	Overseas, American Samoa,
88. Do you have caregiver responsibilities for an elderly family member (shopping, home maintenance, transportation, checking on them by phone, finances, arrangements for care, etc.)? (This includes persons who live with you or live somewhere else.)					
Estimated Population					
Not Applicable					
Not Responding on Item	309	2,243	2,273	279	
Responding on Item	58,820	611,383	571,275	98,914	
Yes	5.0*	5.6	5.8	4.3	
	(2.4,10.2)	(5.3,6.0)	(5.3,6.3)	(3.5,5.3)	
No	95.0	94.4	94.2	95.7	
	(89.8,97.6)	(94.0,94.7)	(93.8,94.7)	(94.7,96.5)	

* Low precision or cell size between 30 and 59.

Table 89.1
Number of Elderly Family Members Under Caregiver Responsibility: Spouses by Member Service.

	Total	DoD					Coast Guard
		Total	Army	Navy	Marine Corps	Air Force	
Estimated Population							
Not Applicable†	632,967	616,061	217,328	155,251	58,823	184,658	16,906
Not Responding on Item	3,778	3,710	1,945	699	230	836	68
Responding on Item	36,010	35,032	12,791	9,944	2,589	9,708	978
One	70.5 (66.7,74.1)	70.6 (66.6,74.2)	69.5 (64.1,74.4)	74.7 (65.6,82.1)	70.5 (59.7,79.4)	67.7 (60.1,74.5)	69.8 (57.4,79.9)
Two	24.4 (21.0,28.2)	24.4 (20.9,28.3)	25.2 (20.2,31.0)	20.4* (14.1,28.8)	NR (0.0,0.0)	28.0* (21.3,35.8)	NR (0.0,0.0)
Three or more	5.1* (3.8,6.7)	5.0* (3.7,6.7)	NR (0.0,0.0)	NR (0.0,0.0)	NR (0.0,0.0)	NR (0.0,0.0)	NR (0.0,0.0)

NR: Not reported; cell size less than 30. * Low precision or cell size between 30 and 59.

†Spouses who did not have caregiver responsibilities for an elderly family member (Q88=2).

Table 89.2
Number of Elderly Family Members Under Caregiver Responsibility: Spouses by Member Paygrade.

	Enlisted						Warrant Officers	Officers
	E1-E3	E4	E5-E6	E7-E9	W1-W5	O1-O3		
Estimated Population								
Not Applicable†	29,912	87,585	266,053	114,403	12,572	57,219	65,223	
Not Responding on Item	99	560	2,026	465	84	97	448	
Responding on Item	752	2,494	15,305	8,466	1,232	2,267	5,495	
One	NR (0.0,0.0)	59.2* (42.7,73.9)	70.7 (63.6,76.9)	70.5 (63.0,77.1)	65.8 (56.3,74.1)	66.3* (52.9,77.6)	78.4 (71.8,83.8)	
Two	NR (0.0,0.0)	NR (0.0,0.0)	24.2 (18.5,30.9)	26.6* (19.8,34.7)	30.4* (22.9,39.0)	NR (0.0,0.0)	NR (0.0,0.0)	
Three or more	NR (0.0,0.0)	NR (0.0,0.0)	NR (0.0,0.0)	NR (0.0,0.0)	NR (0.0,0.0)	NR (0.0,0.0)	NR (0.0,0.0)	

NR: Not reported; cell size less than 30. * Low precision or cell size between 30 and 59.

†Spouses who did not have caregiver responsibilities for an elderly family member (Q88=2).

Table 89.3
Number of Elderly Family Members Under Caregiver Responsibility: Spouses by Gender and Member Location.

	Gender		Member Location		
	Male	Female	50 States or District of Columbia	Guam, US Virgin Islands, Puerto Rico	Overseas, American Samoa,
89. How many elderly family members do you have caregiver responsibilities for?					
Estimated Population					
Not Applicable†	55,885	577,082	538,292	94,661	
Not Responding on Item	881	2,897	3,366	412	
Responding on Item	2,363	33,647	31,890	4,120	
One	NR (0.0,0.0)	70.9 (67.2,74.3)	71.1 (66.9,74.9)	66.4*	
Two	NR (0.0,0.0)	24.5 (21.2,28.1)	23.3 (19.7,27.3)	NR (0.0,0.0)	
Three or more	NR (0.0,0.0)	4.6* (3.5,6.2)	5.6* (4.2,7.5)	NR (0.0,0.0)	

NR: Not reported; cell size less than 30. * Low precision or cell size between 30 and 59.
 †Spouses who did not have caregiver responsibilities for an elderly family member (Q88=2).

Table 90.1
Time Lost From Work Due to Eldercare Responsibilities: Spouses by Member Service.

	Total	DoD					Coast Guard
		Total	Army	Navy	Marine Corps	Air Force	
Estimated Population							
Not Applicable†	632,967		217,328	155,251	58,823	184,658	16,906
Not Responding on Item	3,514		1,918	678	234	649	36
Responding on Item	36,274	35,264	12,819	9,965	2,584	9,895	1,011
Yes	39.5 (36.0,43.2)	39.3 (35.7,43.1)	40.2 (34.8,45.8)	40.6 (31.9,49.9)	49.4* (38.1,60.7)	34.3* (27.5,41.7)	45.8* (34.2,57.9)
No	60.5 (56.9,64.1)	60.7 (56.9,64.3)	59.8 (54.2,65.2)	59.4 (50.1,68.1)	50.6* (39.3,61.9)	65.7 (58.3,72.5)	54.2* (42.1,65.8)

* Low precision or cell size between 30 and 59.

† Spouses who did not have caregiver responsibilities for an elderly family member (Q88=2).

Table 90.2
Time Lost From Work Due to Eldercare Responsibilities: Spouses by Member Paygrade.

	Enlisted						Warrant Officers	Officers
	E1-E3	E4	E5-E6	E7-E9	W1-W5	O1-O3		
Estimated Population								
Not Applicable†	29,912	87,585	266,053	114,403	12,572	57,219	65,223	
Not Responding on Item	99	495	1,948	312	84	110	465	
Responding on Item	752	2,559	15,383	8,618	1,232	2,253	5,478	
Yes	NR (0,0,0,0)	43.5* (29.2,58.9)	39.0 (32.7,45.7)	45.8 (37.6,54.2)	45.0* (34.9,55.4)	33.9* (22.0,48.2)	32.6* (25.6,40.5)	
No	NR (0,0,0,0)	56.5* (41.1,70.8)	61.0 (54.3,67.3)	54.2 (45.8,62.4)	55.0 (44.6,65.1)	66.1* (51.8,78.0)	67.4 (59.5,74.4)	

NR: Not reported; cell size less than 30. * Low precision or cell size between 30 and 59.

†Spouses who did not have caregiver responsibilities for an elderly family member (Q88=2).

Table 90.3

Time Lost From Work Due to Eldercare Responsibilities: Spouses by Gender and Member Location.

	Gender		Member Location		
	Male	Female	50 States or District of Columbia	Guam, US Virgin Islands, Puerto Rico	Overseas, American Samoa,
90. During the past 12 months, did you lose any time from your work due to eldercare responsibilities?					
Estimated Population					
Not Applicable†	55,885	577,082	538,292	94,661	
Not Responding on Item	875	2,639	3,168	346	
Responding on Item	2,369	33,905	32,089	4,186	
Yes	NR (0.0,0.0)	38.1 (34.7,41.5)	39.7 (35.9,43.7)	37.7* (27.7,48.9)	
No	NR (0.0,0.0)	62.0 (58.5,65.3)	60.3 (56.3,64.1)	62.3* (51.1,72.3)	

NR: Not reported; cell size less than 30. * Low precision or cell size between 30 and 59.

†Spouses who did not have caregiver responsibilities for an elderly family member (Q88=2).

Table 91.1
Relatives That Have Served on Active Duty: Spouses by Member Service.

	Total	DoD					Coast Guard
		Total	Army	Navy	Marine Corps	Air Force	
91. Have any of your relatives ever served on active military duty? (MARK ALL THAT APPLY.)							
Estimated Population							
Not Applicable	--	--	--	--	--	--	--
Not Responding on Item†	672,755	654,803	232,065	165,894	61,641	195,202	17,952
Responding on Item	51.2	51.1	48.7	50.4	48.1	55.5	57.2
Parent or guardian	(50.4,52.1)	(50.2,51.9)	(47.0,50.4)	(48.2,52.5)	(45.7,50.5)	(53.7,57.3)	(54.5,59.9)
Spouse [member]	60.7	60.7	60.2	59.9	57.7	63.1	60.1
Brother or sister	(59.8,61.6)	(59.8,61.7)	(58.5,61.8)	(58.2,61.6)	(55.3,60.0)	(61.3,64.8)	(57.5,62.7)
Other close relative	28.1	28.1	28.5	27.6	24.6	29.0	27.8
	(27.2,28.9)	(27.2,29.0)	(27.0,30.1)	(26.0,29.3)	(22.4,26.9)	(27.2,30.8)	(25.5,30.3)
Son or daughter	2.1	2.1	2.6	1.8	1.6*	1.9*	2.1*
	(1.9,2.3)	(1.8,2.3)	(2.2,3.0)	(1.4,2.4)	(1.1,2.2)	(1.4,2.4)	(1.6,2.8)
Grandparent	32.9	32.7	31.0	30.9	38.6	34.5	37.7
	(32.0,33.8)	(31.8,33.7)	(29.5,32.6)	(29.1,32.7)	(36.5,40.8)	(32.6,36.4)	(34.9,40.6)
Uncle or aunt	47.6	47.5	47.3	46.8	49.7	47.6	49.6
	(46.5,48.6)	(46.4,48.6)	(45.7,48.9)	(44.9,48.7)	(47.1,52.4)	(45.9,49.3)	(46.6,52.6)
Cousin	35.6	35.7	36.9	35.6	35.1	34.6	32.1
	(34.6,36.6)	(34.7,36.7)	(35.1,38.7)	(34.0,37.1)	(33.1,37.2)	(32.8,36.4)	(29.5,34.9)
Other close relative	15.7	15.8	16.6	16.1	15.2	14.6	14.0
	(15.0,16.4)	(15.1,16.5)	(15.4,17.9)	(14.7,17.6)	(13.5,17.2)	(13.4,16.0)	(12.2,15.9)

* Low precision or cell size between 30 and 59.

† Items in this question are coded as marked or not marked. Nonresponse to item cannot be determined.

Table 91.2
Relatives That Have Served on Active Duty: Spouses by Member Paygrade.

	91. Have any of your relatives ever served on active military duty? (MARK ALL THAT APPLY.)						
	Enlisted			Warrant Officers		Officers	
	E1-E3	E4	E5-E6	E7-E9	W1-W5	O1-O3	O4-O6
Estimated Population							
Not Applicable	--	--	--	--	--	--	--
Not Responding on Item ‡	30,763	90,639	283,384	123,334	13,887	59,583	71,166
Responding on Item	45.2	47.7	48.7	50.2	53.7	54.4	67.1
Parent or guardian	(42.0,48.4)	(45.4,50.1)	(47.0,50.5)	(47.9,52.5)	(50.3,57.1)	(51.6,57.1)	(64.3,69.8)
Spouse [member]	56.0	62.6	59.8	60.9	58.7	61.8	63.1
	(52.3,59.5)	(60.0,65.0)	(58.4,61.3)	(58.5,63.3)	(55.6,61.8)	(59.2,64.3)	(60.8,65.5)
Brother or sister	18.7	22.0	29.1	34.9	35.6	21.2	28.1
	(16.2,21.6)	(20.0,24.3)	(27.6,30.7)	(32.9,36.8)	(32.8,38.4)	(19.1,23.5)	(26.0,30.3)
Son or daughter	NR	NR	1.1*	5.3	4.7	NR	4.0
	(0.0,0.0)	(0.0,0.0)	(0.9,1.5)	(4.5,6.1)	(3.5,6.1)	(0.0,0.0)	(3.2,5.1)
Grandparent	48.6	46.4	32.6	20.6	25.4	40.1	26.6
	(45.3,52.0)	(43.6,49.3)	(30.9,34.3)	(19.0,22.3)	(23.0,28.0)	(37.6,42.7)	(24.4,28.9)
Uncle or aunt	51.0	49.4	47.1	44.1	46.8	49.9	49.9
	(47.7,54.4)	(46.6,52.1)	(45.4,48.8)	(41.8,46.4)	(43.9,49.8)	(47.4,52.4)	(47.5,52.3)
Cousin	34.3	35.3	37.1	36.1	32.7	31.2	33.9
	(31.3,37.5)	(33.1,37.6)	(35.4,38.8)	(34.0,38.2)	(29.8,35.8)	(28.8,33.8)	(31.5,36.4)
Other close relative	17.4	16.5	15.9	16.4	16.2	13.3	13.7
	(15.6,19.5)	(14.7,18.6)	(14.6,17.4)	(14.9,18.2)	(13.9,18.7)	(11.5,15.3)	(12.1,15.5)

NR: Not reported; cell size less than 30. * Low precision or cell size between 30 and 59.
 ‡ Items in this question are coded as marked or not marked. Nonresponse to item cannot be determined.

Table 91.3
Relatives That Have Served on Active Duty: Spouses by Gender and Member Location.

	Gender		Member Location	
	Male	Female	50 States or District of Columbia	Overseas, American Samoa, Guam, US Virgin Islands, Puerto Rico
91. Have any of your relatives ever served on active military duty? (MARK ALL THAT APPLY.)	--	--	--	--
Estimated Population	59,129	613,626	573,548	99,193
Not Applicable				
Not Responding on Item†				
Responding on Item				
Parent or guardian	56.0 (51.9,60.0)	50.8 (49.9,51.7)	52.0 (51.0,52.9)	47.0 (45.0,49.1)
Spouse [member]	65.5 (61.4,69.3)	60.3 (59.4,61.1)	61.1 (60.2,62.0)	58.3 (55.6,61.0)
Brother or sister	34.6 (30.6,38.9)	27.4 (26.5,28.4)	28.1 (27.1,29.2)	27.6 (25.6,29.7)
Son or daughter	3.2* (2.3,4.4)	2.0 (1.7,2.2)	2.1 (1.8,2.4)	2.0* (1.5,2.7)
Grandparent	34.1 (30.5,37.9)	32.7 (31.9,33.6)	33.1 (32.1,34.1)	31.5 (29.4,33.7)
Uncle or aunt	56.8 (52.7,60.8)	46.7 (45.6,47.7)	48.5 (47.4,49.6)	42.2 (39.8,44.6)
Cousin	44.3 (40.5,48.2)	34.8 (33.9,35.7)	35.9 (34.8,37.0)	33.7 (31.5,36.0)
Other close relative	17.0 (14.2,20.3)	15.6 (14.9,16.3)	15.8 (15.1,16.6)	15.0 (13.4,16.7)

* Low precision or cell size between 30 and 59.

† Items in this question are coded as marked or not marked. Nonresponse to item cannot be determined.

Table 92.1
Sources of Income or Financial Support Received During Past 12 Months: Spouses by Member Service.

	Total	DoD					Coast Guard
		Total	Army	Navy	Marine Corps	Air Force	
Estimated Population							
Not Applicable	--	--	--	--	--	--	--
Not Responding on Item†	672,755	654,803	232,065	165,894	61,641	195,202	17,952
Responding on Item	29.2	29.1	27.9	29.8	32.1	29.0	33.3
A second job	(28.3,30.2)	(28.1,30.1)	(26.7,29.3)	(28.1,31.5)	(29.9,34.3)	(27.3,30.7)	(30.7,36.1)
Alimony	NR	NR	NR	NR	NR	NR	NR
Child Support	(0.0,0.0)	(0.0,0.0)	(0.0,0.0)	(0.0,0.0)	(0.0,0.0)	(0.0,0.0)	(0.0,0.0)
Supplemental Security Income (SSI)	5.0	5.0	5.3	5.1	4.5	4.8	4.7
Unemployment or Worker's compensation	(4.5,5.5)	(4.5,5.5)	(4.5,6.2)	(4.3,6.0)	(3.7,5.4)	(4.0,5.7)	(3.6,6.0)
State-funded childcare assistance	0.8	0.8	1.2	NR	NR	NR	NR
Women, Infants, and Children (WIC)	(0.7,0.9)	(0.7,0.9)	(0.9,1.5)	(0.0,0.0)	(0.0,0.0)	(0.0,0.0)	(0.0,0.0)
Food Stamp Program	3.0	3.0	3.7	3.2	2.7*	2.0	3.1*
Head Start Program	(2.6,3.4)	(2.6,3.4)	(3.0,4.6)	(2.6,4.0)	(2.0,3.7)	(1.6,2.5)	(2.2,4.3)
	0.5	0.5	0.7*	NR	NR	NR	NR
	(0.4,0.6)	(0.4,0.6)	(0.5,0.9)	(0.0,0.0)	(0.0,0.0)	(0.0,0.0)	(0.0,0.0)
	14.1	14.1	15.1	14.9	21.4	9.8	15.6
	(13.5,14.7)	(13.5,14.7)	(14.1,16.2)	(13.9,16.1)	(19.3,23.6)	(8.9,10.8)	(13.5,17.9)
	1.0	1.0	1.6	0.8*	1.8*	NR	NR
	(0.9,1.2)	(0.9,1.2)	(1.3,2.0)	(0.5,1.2)	(1.2,2.7)	(0.0,0.0)	(0.0,0.0)
	0.6	0.6	0.8*	NR	NR	NR	NR
	(0.5,0.8)	(0.5,0.8)	(0.6,1.1)	(0.0,0.0)	(0.0,0.0)	(0.0,0.0)	(0.0,0.0)

NR: Not reported; cell size less than 30. * Low precision or cell size between 30 and 59.
 † Items in this question are coded as marked or not marked. Nonresponse to item cannot be determined.

Table 92.1 (continued)
Sources of Income or Financial Support Received During Past 12 Months: Spouses by Member Service.

	Total	DoD					Coast Guard
		Total	Army	Navy	Marine Corps	Air Force	
Estimated Population							
Not Applicable	--	654,803	232,065	165,894	61,641	195,202	17,952
Not Responding on Item†		NR	NR	NR	NR	NR	NR
Responding on Item	672,755	(0.0,0.0)	(0.0,0.0)	(0.0,0.0)	(0.0,0.0)	(0.0,0.0)	(0.0,0.0)
Aid to Families with Dependent Children (AFDC)	NR	NR	NR	NR	NR	NR	NR
Medicaid	0.8	0.8	1.0*	NR	NR	NR	NR
	(0.6,1.0)	(0.6,1.0)	(0.7,1.3)	(0.0,0.0)	(0.0,0.0)	(0.0,0.0)	(0.0,0.0)
Other (specify)	7.0	7.0	7.6	6.9	7.9	6.1	6.8
	(6.5,7.5)	(6.5,7.5)	(6.5,8.7)	(6.0,7.9)	(6.9,9.0)	(5.3,7.1)	(5.6,8.3)

NR: Not reported; cell size less than 30. * Low precision or cell size between 30 and 59.

† Items in this question are coded as marked or not marked. Nonresponse to item cannot be determined.

Table 92.2
Sources of Income or Financial Support Received During Past 12 Months: Spouses by Member Paygrade.

	Enlisted						Warrant Officers		Officers	
	E1-E3	E4	E5-E6	E7-E9	W1-W5	O1-O3	O4-O6			
Estimated Population										
Not Applicable	--	--	--	--	--	--	--	--	--	
Not Responding on Item†	30,763	90,639	283,384	123,334	13,887	59,583	71,166			
Responding on Item	33.9 (31.3,36.7)	36.5 (34.0,39.0)	33.0 (31.3,34.7)	27.6 (25.5,29.7)	23.3 (20.6,26.2)	20.2 (18.1,22.4)	14.4 (12.8,16.2)			
A second job	NR	NR	NR	NR	NR	NR	NR			
Alimony	(0.0,0.0)	(0.0,0.0)	(0.0,0.0)	(0.0,0.0)	(0.0,0.0)	(0.0,0.0)	(0.0,0.0)			
Child Support	2.7* (1.9,3.8)	5.2 (4.2,6.4)	6.9 (6.0,7.9)	4.8 (4.2,5.6)	4.1 (3.1,5.5)	2.1* (1.5,3.0)	NR			
Supplemental Security Income (SSI)	NR	NR	1.0*	NR	NR	NR	NR			
	(0.0,0.0)	(0.0,0.0)	(0.8,1.3)	(0.0,0.0)	(0.0,0.0)	(0.0,0.0)	(0.0,0.0)			
Unemployment or Worker's compensation	3.4* (2.4,4.7)	3.9 (3.0,5.1)	3.0 (2.6,3.5)	4.1 (2.9,5.8)	2.8* (2.0,3.7)	NR	NR			
State-funded childcare assistance	NR	NR	0.6*	NR	NR	NR	NR			
	(0.0,0.0)	(0.0,0.0)	(0.4,0.9)	(0.0,0.0)	(0.0,0.0)	(0.0,0.0)	(0.0,0.0)			
Women, Infants, and Children (WIC)	34.0 (31.2,36.8)	31.6 (29.3,33.9)	17.9 (16.9,19.1)	3.0 (2.4,3.7)	2.9* (2.1,4.2)	NR	NR			
Food Stamp Program	4.5* (3.4,5.9)	3.5 (2.7,4.6)	0.7* (0.5,1.0)	NR	NR	NR	NR			
Head Start Program	NR	NR	0.8*	NR	NR	NR	NR			
	(0.0,0.0)	(0.0,0.0)	(0.6,1.1)	(0.0,0.0)	(0.0,0.0)	(0.0,0.0)	(0.0,0.0)			

NR: Not reported; cell size less than 30. * Low precision or cell size between 30 and 59.
 † Items in this question are coded as marked or not marked. Nonresponse to item cannot be determined.

Table 92.2 (continued)
Sources of Income or Financial Support Received During Past 12 Months: Spouses by Member Paygrade.

	Enlisted			Warrant Officers	Officers			
	E1-E3	E4	E5-E6			E7-E9	W1-W5	O1-O3
Estimated Population								
Not Applicable	--	--	--	--	--	--	--	--
Not Responding on Item‡	30,763	90,639	283,384	123,334	13,887	59,583	71,166	
Responding on Item	NR	NR	NR	NR	NR	NR	NR	
Aid to Families with Dependent Children (AFDC)	(0.0,0.0)	(0.0,0.0)	(0.0,0.0)	(0.0,0.0)	(0.0,0.0)	(0.0,0.0)	(0.0,0.0)	
Medicaid	NR	NR	1.0*	NR	NR	NR	NR	
	(0.0,0.0)	(0.0,0.0)	(0.7,1.3)	(0.0,0.0)	(0.0,0.0)	(0.0,0.0)	(0.0,0.0)	
Other (specify)	10.5	7.9	7.2	6.1	6.4	5.8	6.1	
	(9.0,12.2)	(6.7,9.4)	(6.3,8.2)	(5.2,7.2)	(5.1,8.0)	(4.8,6.9)	(4.9,7.5)	

NR: Not reported; cell size less than 30. * Low precision or cell size between 30 and 59.

‡ Items in this question are coded as marked or not marked. Nonresponse to item cannot be determined.

Table 92.3
Sources of Income or Financial Support Received During Past 12 Months: Spouses by Gender and Member Location.

	Gender		Member Location		
	Male	Female	50 States or District of Columbia	Overseas, American Samoa, Guam, US Virgin Islands, Puerto Rico	
92. During the past 12 months, did you and your spouse [member] receive any income or financial support from the following sources? (MARK ALL THAT APPLY.)					
Estimated Population					
Not Applicable	--	--	--	--	--
Not Responding on Item†	59,129	613,626	573,548	99,193	
Responding on Item					
A second job	25.4 (22.0,29.0)	29.6 (28.6,30.6)	29.6 (28.6,30.6)	26.9 (24.8,29.1)	
Alimony	NR (0.0,0.0)	NR (0.0,0.0)	NR (0.0,0.0)	NR (0.0,0.0)	
Child Support	4.9* (3.3,7.0)	5.0 (4.6,5.5)	5.1 (4.6,5.6)	4.6 (3.6,5.8)	
Supplemental Security Income (SSI)	NR (0.0,0.0)	0.8 (0.7,1.0)	0.8 (0.7,1.0)	NR (0.0,0.0)	
Unemployment or Worker's compensation	3.8* (2.7,5.4)	2.9 (2.6,3.3)	3.3 (2.9,3.7)	NR (0.0,0.0)	
State-funded childcare assistance	NR (0.0,0.0)	0.5 (0.4,0.7)	0.5 (0.3,0.7)	NR (0.0,0.0)	
Women, Infants, and Children (WIC)	5.3* (3.8,7.3)	15.0 (14.4,15.6)	15.2 (14.6,15.9)	7.6 (6.5,9.0)	
Food Stamp Program	NR (0.0,0.0)	1.1 (0.9,1.3)	1.1 (0.9,1.3)	NR (0.0,0.0)	
Head Start Program	NR (0.0,0.0)	0.6 (0.5,0.8)	0.6 (0.5,0.8)	NR (0.0,0.0)	

NR: Not reported; cell size less than 30. * Low precision or cell size between 30 and 59.

† Items in this question are coded as marked or not marked. Nonresponse to item cannot be determined.

Table 92.3 (continued)
Sources of Income or Financial Support Received During Past 12 Months: Spouses by Gender and Member Location.

	Gender		Member Location		
	Male	Female	50 States or District of Columbia	Overseas, American Samoa, Guam, US Virgin Islands, Puerto Rico	
92. During the past 12 months, did you and your spouse [member] receive any income or financial support from the following sources? (MARK ALL THAT APPLY.)					
Estimated Population					
Not Applicable	--	--	--	--	--
Not Responding on Item†	59,129	613,626	573,548	99,193	
Responding on Item					
Aid to Families with Dependent Children (AFDC)	NR (0.0,0.0)	NR (0.0,0.0)	NR (0.0,0.0)	NR (0.0,0.0)	
Medicaid	NR (0.0,0.0)	0.8 (0.7,1.0)	0.8 (0.7,1.1)	NR (0.0,0.0)	
Other (specify)	6.9 (5.5,8.8)	7.0 (6.5,7.5)	6.9 (6.4,7.4)	7.5 (6.3,8.9)	

NR: Not reported; cell size less than 30.

† Items in this question are coded as marked or not marked. Nonresponse to item cannot be determined.

Table 93.1

Total Monthly Household Income From All Sources: Spouses by Member Service.

	Total	DoD					Coast Guard
		Total	Army	Navy	Marine Corps	Air Force	
Estimated Population							
Not Applicable							
Not Responding on Item	24,072	7,998	5,648	2,376	7,357	693	
Responding on Item	648,683	224,067	160,247	59,266	187,845	17,259	
\$1-1,000	1.0 (0.8,1.1)	1.1* (0.8,1.5)	0.9* (0.6,1.3)	NR (0.0,0.0)	NR (0.0,0.0)	NR (0.0,0.0)	
\$1,001-2,000	14.8 (14.2,15.4)	15.8 (14.7,17.0)	12.2 (11.1,13.5)	19.8 (18.1,21.5)	14.4 (13.3,15.5)	11.9 (10.3,13.7)	
\$2,001-3,000	26.2 (25.3,27.1)	27.2 (25.8,28.7)	26.9 (25.0,28.9)	27.3 (25.2,29.5)	24.1 (22.7,25.6)	24.9 (22.2,27.8)	
\$3,001-4,000	19.0 (18.2,19.9)	18.8 (17.4,20.4)	20.2 (18.7,21.8)	18.0 (16.1,20.2)	18.5 (17.1,19.9)	20.8 (18.5,23.2)	
\$4,001-5,000	12.5 (11.9,13.2)	13.6 (12.3,14.9)	12.5 (11.3,13.8)	11.6 (10.0,13.4)	11.7 (10.6,12.8)	13.0 (11.1,15.1)	
\$5,001-6,000	7.6 (7.2,8.1)	6.8 (5.8,8.0)	8.3 (7.4,9.3)	6.3 (5.3,7.5)	8.1 (7.2,9.0)	9.8 (8.3,11.5)	
\$6,001-7,000	4.3 (4.0,4.7)	3.8 (3.4,4.3)	4.6 (3.9,5.4)	3.6 (2.9,4.4)	5.0 (4.3,5.8)	4.5 (3.6,5.6)	
\$7,001-8,000	2.4 (2.1,2.8)	2.0 (1.6,2.5)	2.8 (2.0,3.8)	1.6 (1.2,2.0)	2.9 (2.4,3.5)	2.5* (1.9,3.3)	
\$8,001-9,000	1.5 (1.3,1.8)	1.5 (1.1,1.9)	1.3 (1.0,1.7)	0.7* (0.5,1.1)	1.9* (1.5,2.5)	NR (0.0,0.0)	

NR: Not reported; cell size less than 30. * Low precision or cell size between 30 and 59.

Table 93.1 (continued)

Total Monthly Household Income From All Sources: Spouses by Member Service.

	Total	DoD					Coast Guard
		Total	Army	Navy	Marine Corps	Air Force	
Estimated Population							
Not Applicable	24,072	23,379	7,998	5,648	2,376	7,357	693
Not Responding on Item	648,683	631,424	224,067	160,247	59,266	187,845	17,259
Responding on Item	0.9	0.9	0.7*	1.1*	NR	1.2*	NR
\$9,001-10,000	(0.8,1.1)	(0.8,1.1)	(0.5,1.0)	(0.8,1.4)	(0.0,0.0)	(0.9,1.6)	(0.0,0.0)
\$10,001 and above	9.8	9.8	8.8	9.3	9.2	11.5	9.5
	(9.2,10.3)	(9.2,10.4)	(8.1,9.5)	(8.3,10.4)	(7.9,10.8)	(10.4,12.8)	(8.1,11.1)

NR: Not reported; cell size less than 30. * Low precision or cell size between 30 and 59.

Table 93.2

Total Monthly Household Income From All Sources: Spouses by Member Paygrade.

	Enlisted						Warrant Officers		Officers	
	E1-E3	E4	E5-E6	E7-E9	W1-W5	O1-O3	O4-O6			
Estimated Population										
Not Applicable										
Not Responding on Item	718	2,289	9,211	6,233	554	1,597	3,472			
Responding on Item	30,045	88,350	274,173	117,101	13,334	57,986	67,694			
\$1-1,000	3.4* (2.5,4.7)	1.9* (1.3,2.8)	1.0* (0.7,1.4)	NR (0.0,0.0)	NR (0.0,0.0)	NR (0.0,0.0)	NR (0.0,0.0)	NR (0.0,0.0)		
\$1,001-2,000	50.6 (47.5,53.7)	41.7 (39.2,44.3)	14.4 (13.2,15.6)	2.7 (2.1,3.6)	NR (0.0,0.0)	NR (0.0,0.0)	NR (0.0,0.0)	NR (0.0,0.0)		
\$2,001-3,000	24.3 (21.7,27.1)	30.6 (28.3,33.0)	37.7 (36.0,39.3)	21.0 (19.1,23.0)	14.0 (12.0,16.3)	8.9 (7.4,10.6)	NR (0.0,0.0)	NR (0.0,0.0)		
\$3,001-4,000	10.9 (9.0,13.2)	12.4 (10.7,14.5)	21.1 (19.8,22.5)	27.0 (25.0,29.1)	23.7 (21.0,26.7)	23.9 (21.8,26.2)	3.9 (3.0,5.0)	NR (0.0,0.0)		
\$4,001-5,000	NR (0.0,0.0)	5.3 (4.3,6.6)	9.7 (8.7,10.9)	18.7 (17.1,20.4)	21.0 (18.7,23.4)	24.8 (22.6,27.0)	14.9 (13.1,17.0)	NR (0.0,0.0)		
\$5,001-6,000	NR (0.0,0.0)	NR (0.0,0.0)	4.6 (4.0,5.3)	9.7 (8.4,11.1)	15.3 (13.4,17.4)	14.7 (13.0,16.6)	19.6 (17.5,21.8)	NR (0.0,0.0)		
\$6,001-7,000	NR (0.0,0.0)	NR (0.0,0.0)	1.8 (1.5,2.2)	4.3 (3.6,5.2)	5.9 (4.8,7.4)	8.8 (7.3,10.5)	17.9 (15.9,19.9)	NR (0.0,0.0)		
\$7,001-8,000	NR (0.0,0.0)	NR (0.0,0.0)	NR (0.0,0.0)	2.2* (1.6,3.0)	3.1* (2.3,4.2)	4.2 (3.2,5.3)	12.4 (10.7,14.4)	NR (0.0,0.0)		
\$8,001-9,000	NR (0.0,0.0)	NR (0.0,0.0)	NR (0.0,0.0)	NR (0.0,0.0)	NR (0.0,0.0)	3.2* (2.3,4.4)	8.2 (6.9,9.7)	NR (0.0,0.0)		

NR: Not reported; cell size less than 30. * Low precision or cell size between 30 and 59.

Table 93.2 (continued)
Total Monthly Household Income From All Sources: Spouses by Member Paygrade.

	Enlisted				Warrant Officers	Officers	
	E1-E3	E4	E5-E6	E7-E9	W1-W5	O1-O3	O4-O6
Estimated Population							
Not Applicable							
Not Responding on Item	718	2,289	9,211	6,233	554	1,597	3,472
Responding on Item	30,045	88,350	274,173	117,101	13,334	57,986	67,694
\$9,001-10,000	NR (0.0,0.0)	NR (0.0,0.0)	NR (0.0,0.0)	NR (0.0,0.0)	NR (0.0,0.0)	NR (0.0,0.0)	5.0 (4.1,6.1)
\$10,001 and above	6.8 (5.3,8.6)	6.0 (4.8,7.4)	8.5 (7.7,9.4)	12.8 (11.6,14.0)	11.7 (9.7,14.1)	8.1 (6.7,9.8)	16.8 (14.3,19.6)

NR: Not reported; cell size less than 30.

Table 93.3

Total Monthly Household Income From All Sources: Spouses by Gender and Member Location.

93. What is your total monthly gross (before-tax) household income from all sources? (Please include your spouse's [member's] military earnings, your earnings, and income or financial support from any other source.)	Gender		Member Location		
	Male	Female	50 States or District of Columbia	Overseas, American Samoa, Guam, US Virgin Islands, Puerto Rico	
Estimated Population					
Not Applicable					
Not Responding on Item	1,373	22,699	19,870	4,202	
Responding on Item	57,756	590,927	553,678	94,991	
\$1-1,000	NR (0.0,0.0)	0.9 (0.7,1.1)	0.9 (0.7,1.2)	NR (0.0,0.0)	
\$1,001-2,000	7.3 (5.8,9.2)	15.5 (14.9,16.1)	14.4 (13.8,15.1)	16.8 (15.3,18.4)	
\$2,001-3,000	16.3 (13.0,20.2)	27.2 (26.4,28.0)	25.5 (24.5,26.5)	30.2 (28.0,32.5)	
\$3,001-4,000	20.0 (17.1,23.2)	19.0 (18.1,19.8)	19.2 (18.3,20.0)	18.4 (16.6,20.3)	
\$4,001-5,000	17.8 (15.0,21.1)	12.0 (11.3,12.8)	12.8 (12.1,13.5)	11.3 (9.6,13.1)	
\$5,001-6,000	8.4 (6.8,10.3)	7.5 (7.1,8.0)	7.9 (7.5,8.5)	5.5 (4.6,6.5)	
\$6,001-7,000	6.4 (5.0,8.1)	4.1 (3.8,4.5)	4.5 (4.2,4.9)	3.5 (2.7,4.4)	
\$7,001-8,000	5.3* (3.4,8.4)	2.1 (1.9,2.4)	2.5 (2.2,2.9)	2.1* (1.6,2.8)	
\$8,001-9,000	3.5* (2.3,5.2)	1.3 (1.1,1.5)	1.6 (1.3,1.8)	NR (0.0,0.0)	

NR: Not reported; cell size less than 30. * Low precision or cell size between 30 and 59.

Table 93.3 (continued)
Total Monthly Household Income From All Sources: Spouses by Gender and Member Location.

	Gender		Member Location		
	Male	Female	50 States or District of Columbia	Guam, US Virgin Islands, Puerto Rico	Overseas, American Samoa,
93. What is your total monthly gross (before-tax) household income from all sources? (Please include your spouse's [member's] military earnings, your earnings, and income or financial support from any other source.)					
Estimated Population					
Not Applicable					
Not Responding on Item	1,373	22,699	19,870	4,202	
Responding on Item	57,756	590,927	553,678	94,991	
\$9,001-10,000	NR (0.0,0.0)	0.8 (0.7,1.0)	1.0 (0.8,1.2)	NR (0.0,0.0)	
\$10,001 and above	12.0 (9.4,15.1)	9.5 (9.0,10.1)	9.8 (9.2,10.4)	9.6 (8.3,11.1)	

NR: Not reported; cell size less than 30.

Table 94.1

Total Amount of Savings: Spouses by Member Service.

	Total	DoD						Coast Guard
		Total	Army	Navy	Marine Corps	Air Force		
Estimated Population								
Not Applicable	36,371	11,557	7,818	3,443	12,494	1,061		
Not Responding on Item	636,384	220,508	158,076	58,199	182,709	16,891		
Responding on Item	17.4	21.1	16.1	19.8	13.5	14.1		
\$0	(16.7,18.1)	(19.9,22.3)	(14.7,17.7)	(17.6,22.3)	(12.3,14.8)	(12.2,16.3)		
\$1-1,000	26.2	25.4	27.3	31.5	24.6	23.9		
	(25.3,27.1)	(24.0,26.9)	(23.7,29.1)	(29.3,33.7)	(23.1,26.3)	(21.6,26.4)		
\$1,001-2,500	10.5	11.0	9.3	9.2	11.1	12.5		
	(9.8,11.2)	(9.7,12.6)	(8.2,10.5)	(7.9,10.8)	(9.8,12.5)	(10.4,14.9)		
\$2,501-5,000	9.2	8.0	10.5	8.9	9.6	9.4		
	(8.6,9.8)	(7.2,8.8)	(9.2,12.0)	(7.6,10.4)	(8.5,10.9)	(7.8,11.3)		
\$5,001-7,500	5.2	5.7	5.6	4.5	4.3	5.3		
	(4.6,5.7)	(4.6,7.0)	(4.8,6.5)	(3.5,5.6)	(3.6,5.2)	(4.2,6.8)		
\$7,501-10,000	3.7	3.5	4.1	4.3	3.5	3.7		
	(3.4,4.1)	(3.1,4.1)	(3.5,4.9)	(3.5,5.4)	(2.7,4.4)	(2.8,4.8)		
\$10,001-12,500	3.1	3.0	2.5	2.4	4.0	3.7*		
	(2.8,3.5)	(2.6,3.5)	(2.0,3.2)	(1.8,3.3)	(3.3,4.8)	(2.8,5.0)		
\$12,501-15,000	2.3	2.0	2.3	1.9*	2.9	2.7*		
	(2.1,2.6)	(1.6,2.4)	(1.7,2.9)	(1.3,2.6)	(2.3,3.7)	(1.9,3.8)		
\$15,001-17,500	1.7	1.6	1.6	1.5*	1.9*	NR		
	(1.5,1.9)	(1.3,2.0)	(1.3,2.1)	(1.0,2.2)	(1.5,2.4)	(0.0,0.0)		

NR: Not reported; cell size less than 30. * Low precision or cell size between 30 and 59.

Table 94.1 (continued)
Total Amount of Savings: Spouses by Member Service.

	Total	DoD					Coast Guard
		Total	Army	Navy	Marine Corps	Air Force	
Estimated Population							
Not Applicable							
Not Responding on Item	36,371	11,557	7,818	3,443	12,494	1,061	
Responding on Item	636,384	220,508	158,076	58,199	182,709	16,891	
\$17,501-20,000	1.9 (1.7,2.2)	1.8 (1.5,2.3)	1.9 (1.4,2.5)	1.8* (1.3,2.6)	2.1 (1.6,2.7)	2.1* (1.5,2.9)	
\$20,001-50,000	7.9 (7.4,8.4)	7.0 (6.3,7.8)	8.3 (7.4,9.2)	6.8 (5.9,7.9)	8.8 (7.8,10.0)	8.9 (7.5,10.6)	
\$50,001-100,000	5.4 (5.0,5.8)	4.7 (4.2,5.2)	5.4 (4.5,6.5)	3.5 (2.8,4.4)	6.7 (5.9,7.7)	5.7 (4.6,7.0)	
\$100,001 and above	5.6 (5.2,6.0)	5.2 (4.6,5.9)	5.1 (4.6,5.8)	3.9 (3.2,4.7)	6.9 (6.1,7.8)	6.5 (5.5,7.5)	

* Low precision or cell size between 30 and 59.

Table 94.2

Total Amount of Savings: Spouses by Member Paygrade.

	Enlisted						Warrant Officers		Officers	
	E1-E3	E4	E5-E6	E7-E9	W1-W5	O1-O3	O4-O6			
Estimated Population										
Not Applicable										
Not Responding on Item	723	2,573	12,705	9,174	981	3,462	6,753			
Responding on Item	30,039	88,066	270,679	114,159	12,906	56,121	64,413			
\$0	37.5 (34.5,40.5)	34.2 (31.9,36.5)	20.0 (18.8,21.4)	9.7 (8.5,11.0)	7.5 (5.8,9.5)	4.0 (3.0,5.3)	NR (0.0,0.0)			
\$1-1,000	41.6 (38.6,44.7)	40.0 (37.8,42.2)	32.3 (30.8,34.0)	18.8 (17.0,20.7)	17.6 (15.3,20.1)	10.7 (9.2,12.5)	2.6* (2.0,3.5)			
\$1,001-2,500	8.9 (7.0,11.1)	11.2 (9.5,13.1)	12.3 (11.2,13.5)	12.4 (10.6,14.4)	7.7 (6.3,9.2)	7.4 (6.2,8.9)	2.4* (1.7,3.5)			
\$2,501-5,000	5.6 (4.3,7.2)	6.9 (5.7,8.3)	10.9 (9.9,12.0)	10.8 (9.5,12.4)	12.7 (10.8,14.8)	8.0 (6.7,9.5)	4.3 (3.4,5.4)			
\$5,001-7,500	NR (0.0,0.0)	2.6* (1.9,3.6)	6.1 (5.1,7.3)	6.5 (5.6,7.5)	7.5 (6.0,9.3)	5.9 (4.9,7.0)	2.6* (2.0,3.4)			
\$7,501-10,000	NR (0.0,0.0)	NR (0.0,0.0)	3.8 (3.2,4.5)	5.4 (4.5,6.4)	5.3 (4.2,6.7)	6.3 (5.2,7.7)	2.5* (1.9,3.3)			
\$10,001-12,500	NR (0.0,0.0)	NR (0.0,0.0)	2.8 (2.4,3.4)	4.8 (3.9,6.0)	4.5* (3.4,5.9)	6.1 (5.0,7.4)	2.4* (1.7,3.3)			
\$12,501-15,000	NR (0.0,0.0)	NR (0.0,0.0)	2.4 (2.0,2.9)	3.2 (2.5,3.9)	3.5* (2.5,4.7)	3.9 (2.9,5.2)	2.3* (1.7,3.2)			
\$15,001-17,500	NR (0.0,0.0)	NR (0.0,0.0)	1.2* (0.9,1.6)	2.6 (2.0,3.4)	2.5* (1.8,3.6)	3.8 (2.9,4.9)	2.1* (1.5,3.0)			

NR: Not reported; cell size less than 30. * Low precision or cell size between 30 and 59.

Table 94.2 (continued)
Total Amount of Savings: Spouses by Member Paygrade.

	Enlisted						Warrant Officers		Officers	
	E1-E3	E4	E5-E6	E7-E9	W1-W5	O1-O3	O4-O6			
Estimated Population										
Not Applicable										
Not Responding on Item	723	2,573	12,705	9,174	981	3,462	6,753			
Responding on Item	30,039	88,066	270,679	114,159	12,906	56,121	64,413			
\$17,501-20,000	NR (0.0,0.0)	NR (0.0,0.0)	1.5 (1.2,1.9)	2.8 (2.2,3.6)	2.8* (2.1,3.9)	4.1 (3.1,5.4)	3.1* (2.3,4.0)			
\$20,001-50,000	NR (0.0,0.0)	NR (0.0,0.0)	4.2 (3.7,4.9)	13.3 (11.7,15.0)	12.9 (11.2,14.9)	18.6 (16.7,20.7)	16.3 (14.5,18.2)			
\$50,001-100,000	NR (0.0,0.0)	NR (0.0,0.0)	1.9 (1.4,2.6)	7.1 (6.0,8.3)	8.7 (7.1,10.5)	12.2 (10.5,14.2)	19.2 (17.2,21.3)			
\$100,001 and above	NR (0.0,0.0)	NR (0.0,0.0)	NR (0.0,0.0)	2.8 (2.3,3.5)	7.0 (5.4,9.1)	9.0 (7.5,10.9)	39.0 (36.4,41.7)			

NR: Not reported; cell size less than 30. * Low precision or cell size between 30 and 59.

Table 94.3

Total Amount of Savings: Spouses by Gender and Member Location.

	Gender		Member Location		
	Male	Female	50 States or District of Columbia	Overseas, American Samoa, Guam, US Virgin Islands, Puerto Rico	
94. Roughly, what is the total amount of savings you and your spouse [member] have? (Please include funds in bank accounts, IRAs, money market accounts, Certificates of Deposit (CDs), Savings Bonds, mutual funds, stocks and/or bonds.)					
Estimated Population					
Not Applicable					
Not Responding on Item	2,746	33,625	30,902	5,469	
Responding on Item	56,383	580,001	542,646	93,724	
\$0	10.2 (8.0,12.9)	18.1 (17.4,18.8)	18.0 (17.2,18.8)	14.0 (12.4,15.9)	
\$1-1,000	20.8 (17.8,24.3)	26.7 (25.8,27.6)	26.4 (25.5,27.4)	25.0 (22.9,27.3)	
\$1,001-2,500	9.5 (7.4,12.1)	10.6 (9.8,11.4)	10.5 (9.7,11.3)	10.5 (9.1,12.1)	
\$2,501-5,000	10.2 (7.9,13.0)	9.1 (8.6,9.7)	9.2 (8.6,9.9)	9.1 (7.7,10.7)	
\$5,001-7,500	7.9 (5.5,11.1)	4.9 (4.4,5.4)	5.1 (4.6,5.7)	5.4 (4.2,6.9)	
\$7,501-10,000	4.3* (3.1,5.9)	3.7 (3.3,4.1)	3.6 (3.2,4.0)	4.4 (3.6,5.5)	
\$10,001-12,500	5.7* (4.3,7.6)	2.9 (2.6,3.2)	2.9 (2.6,3.3)	4.4 (3.3,5.7)	
\$12,501-15,000	NR (0.0,0.0)	2.3 (2.0,2.6)	2.2 (1.9,2.5)	3.1* (2.4,4.1)	
\$15,001-17,500	NR (0.0,0.0)	1.7 (1.5,1.9)	1.6 (1.4,1.8)	2.2* (1.5,3.1)	

NR: Not reported; cell size less than 30. * Low precision or cell size between 30 and 59.

Table 94.3 (continued)
Total Amount of Savings: Spouses by Gender and Member Location.

	Gender		Member Location		
	Male	Female	50 States or District of Columbia	Guam, US Virgin Islands, Puerto Rico	Overseas, American Samoa,
94. Roughly, what is the total amount of savings you and your spouse [member] have? (Please include funds in bank accounts, IRAs, money market accounts, Certificates of Deposit (CDs), Savings Bonds, mutual funds, stocks and/or bonds.)					
Estimated Population					
Not Applicable					
Not Responding on Item	2,746	33,625	30,902	5,469	
Responding on Item	56,383	580,001	542,646	93,724	
\$17,501-20,000	NR (0.0,0.0)	1.9 (1.7,2.2)	1.8 (1.6,2.1)	2.6* (2.0,3.4)	
\$20,001-50,000	9.6 (7.5,12.2)	7.7 (7.3,8.2)	7.8 (7.3,8.3)	8.5 (7.2,9.9)	
\$50,001-100,000	7.3 (5.1,10.3)	5.2 (4.8,5.6)	5.4 (5.0,5.8)	5.3 (4.4,6.4)	
\$100,001 and above	8.3 (6.2,11.2)	5.3 (5.0,5.7)	5.6 (5.2,6.0)	5.6 (4.7,6.7)	

NR: Not reported; cell size less than 30. * Low precision or cell size between 30 and 59.

Table 95.1
Payment of Child Support: Spouses by Member Service.

	Total	DoD					Coast Guard
		Total	Army	Navy	Marine Corps	Air Force	
Estimated Population							
Not Applicable							
Not Responding on Item	4,639	1,441	1,328	335	1,441	94	
Responding on Item	668,116	230,624	164,566	61,306	193,762	17,858	
Yes, I pay child support	1.7 (1.4,2.1)	2.0 (1.5,2.6)	1.3* (0.9,2.0)	NR (0.0,0.0)	1.8* (1.3,2.5)	NR (0.0,0.0)	
Yes, my spouse [member] pays child support	8.2 (7.6,8.8)	11.0 (9.7,12.4)	7.5 (6.6,8.5)	7.7 (6.6,9.0)	5.8 (5.0,6.7)	6.4 (5.1,8.0)	
Yes, both my spouse [member] and I pay child support	NR (0.0,0.0)	NR (0.0,0.0)	NR (0.0,0.0)	NR (0.0,0.0)	NR (0.0,0.0)	NR (0.0,0.0)	
No	89.9 (89.2,90.6)	86.9 (85.3,88.3)	91.0 (89.9,92.0)	90.6 (89.0,91.9)	92.1 (91.0,93.1)	92.7 (91.1,94.0)	

NR: Not reported; cell size less than 30. * Low precision or cell size between 30 and 59.

Table 95.2
Payment of Child Support: Spouses by Member Paygrade.

	Enlisted						Warrant Officers		Officers	
	E1-E3	E4	E5-E6	E7-E9	W1-W5	O1-O3	O4-O6			
95. Do you or your spouse [member] pay child support?										
Estimated Population										
Not Applicable										
Not Responding on Item	123	557	2,013	1,077	104	332	433			
Responding on Item	30,640	90,081	281,371	122,257	13,783	59,251	70,733			
Yes, I pay child support	NR (0.0,0.0)	NR (0.0,0.0)	2.0 (1.6,2.6)	1.6* (1.2,2.4)	NR (0.0,0.0)	NR (0.0,0.0)	NR (0.0,0.0)			
Yes, my spouse [member] pays child support	3.9* (2.9,5.1)	6.6 (5.1,8.5)	10.2 (9.2,11.3)	10.6 (9.4,11.8)	7.7 (6.4,9.2)	3.1* (2.4,4.0)	4.2 (3.3,5.2)			
Yes, both my spouse [member] and I pay child support	NR (0.0,0.0)	NR (0.0,0.0)	NR (0.0,0.0)	NR (0.0,0.0)	NR (0.0,0.0)	NR (0.0,0.0)	NR (0.0,0.0)			
No	94.7 (93.2,96.0)	91.7 (89.4,93.5)	87.4 (86.2,88.6)	87.6 (86.2,88.8)	91.2 (89.5,92.7)	95.8 (94.4,96.8)	94.4 (93.2,95.4)			

NR: Not reported; cell size less than 30. * Low precision or cell size between 30 and 59.

Table 95.3
Payment of Child Support: Spouses by Gender and Member Location.

	Gender		Member Location		
	Male	Female	50 States or District of Columbia	Overseas, American Samoa, Guam, US Virgin Islands, Puerto Rico	
95. Do you or your spouse [member] pay child support?					
Estimated Population					
Not Applicable					
Not Responding on Item	661	3,978	4,163	476	
Responding on Item	58,468	609,648	569,385	98,717	
Yes, I pay child support	14.0 (11.0,17.7)	0.5 (0.4,0.7)	1.7 (1.4,2.0)	NR (0.0,0.0)	
Yes, my spouse [member] pays child support	NR (0.0,0.0)	8.9 (8.3,9.6)	8.2 (7.6,8.9)	8.0 (6.6,9.6)	
Yes, both my spouse [member] and I pay child support	NR (0.0,0.0)	NR (0.0,0.0)	NR (0.0,0.0)	NR (0.0,0.0)	
No	85.4 (81.7,88.4)	90.4 (89.7,91.0)	89.9 (89.1,90.7)	89.8 (87.9,91.4)	

NR: Not reported; cell size less than 30.

Table 96.1
Total Amount Paid for Rent or Mortgage Last Month: Spouses by Member Service.

	Total	DoD					Coast Guard
		Total	Army	Navy	Marine Corps	Air Force	
96. What is the total amount you and your spouse [member] paid last month for rent or mortgage?							
Estimated Population							
Not Applicable							
Not Responding on Item	13,531	13,158	4,496	3,136	1,278	4,247	374
Responding on Item	659,224	641,646	227,569	162,758	60,363	190,955	17,578
\$0	31.5 (30.6,32.4)	31.6 (30.6,32.5)	34.0 (32.3,35.7)	24.2 (22.6,25.8)	29.5 (27.7,31.5)	35.7 (34.0,37.4)	28.9 (26.5,31.4)
\$1-400	4.0 (3.7,4.4)	4.0 (3.7,4.4)	5.5 (4.9,6.1)	2.3 (1.9,2.9)	7.0 (5.9,8.2)	2.9 (2.3,3.6)	2.6* (1.9,3.7)
\$401-800	30.5 (29.7,31.3)	30.6 (29.7,31.4)	33.7 (32.2,35.3)	30.4 (28.6,32.3)	34.3 (32.5,36.2)	25.7 (24.2,27.2)	27.3 (24.7,30.2)
\$801-1,200	19.5 (18.8,20.3)	19.4 (18.6,20.2)	16.2 (15.2,17.3)	24.1 (22.2,26.2)	16.4 (14.6,18.5)	20.1 (18.8,21.4)	23.8 (21.5,26.3)
\$1,201-1,600	9.5 (8.9,10.0)	9.4 (8.8,9.9)	6.5 (5.9,7.2)	12.1 (11.0,13.4)	8.8 (7.6,10.2)	10.5 (9.3,11.9)	13.1 (11.6,14.8)
\$1,601-2,000	3.2 (2.9,3.5)	3.2 (2.9,3.5)	2.4 (2.1,2.8)	4.2 (3.6,4.9)	2.7 (2.0,3.5)	3.3 (2.7,4.0)	3.0 (2.4,3.7)
\$2,001 and above	1.9 (1.7,2.2)	1.9 (1.7,2.2)	1.7 (1.3,2.1)	2.7 (2.2,3.2)	1.3* (0.9,1.8)	1.9* (1.4,2.5)	NR (0.0,0.0)

NR: Not reported; cell size less than 30. * Low precision or cell size between 30 and 59.

Table 96.2

Total Amount Paid for Rent or Mortgage Last Month: Spouses by Member Paygrade.

	96. What is the total amount you and your spouse [member] paid last month for rent or mortgage?						
	Enlisted			Warrant Officers	Officers		
	E1-E3	E4	E5-E6	E7-E9	W1-W5	O1-O3	O4-O6
Estimated Population							
Not Applicable							
Not Responding on Item	315	1,633	5,447	3,200	363	950	1,623
Responding on Item	30,448	89,006	277,937	120,133	13,524	58,633	69,543
\$0	45.6 (42.7,48.4)	46.7 (44.4,49.0)	35.4 (33.9,37.0)	21.4 (19.9,22.9)	20.1 (17.6,22.9)	26.0 (23.9,28.3)	14.6 (12.8,16.6)
\$1-400	11.1 (9.2,13.3)	8.6 (7.2,10.2)	4.0 (3.5,4.6)	2.7 (2.1,3.4)	NR (0.0,0.0)	NR (0.0,0.0)	NR (0.0,0.0)
\$401-800	37.6 (34.6,40.6)	35.0 (32.3,37.8)	36.7 (35.3,38.1)	30.6 (28.6,32.7)	29.1 (26.2,32.2)	20.8 (18.9,22.8)	4.9 (3.8,6.2)
\$801-1,200	4.8* (3.4,6.9)	7.5 (6.3,8.9)	17.4 (16.1,18.7)	29.0 (26.8,31.4)	28.4 (25.7,31.2)	29.5 (27.0,32.2)	23.3 (21.2,25.5)
\$1,201-1,600	NR (0.0,0.0)	NR (0.0,0.0)	4.9 (4.2,5.6)	12.2 (11.0,13.5)	14.9 (13.0,16.9)	15.7 (13.9,17.6)	31.2 (28.9,33.6)
\$1,601-2,000	NR (0.0,0.0)	NR (0.0,0.0)	1.2* (0.9,1.7)	2.6 (2.0,3.5)	4.1 (2.8,5.8)	5.2 (4.2,6.5)	14.4 (12.7,16.3)
\$2,001 and above	NR (0.0,0.0)	NR (0.0,0.0)	NR (0.0,0.0)	1.6* (1.1,2.1)	NR (0.0,0.0)	2.1* (1.4,3.2)	11.0 (9.3,13.1)

NR: Not reported; cell size less than 30. * Low precision or cell size between 30 and 59.

Table 96.3

Total Amount Paid for Rent or Mortgage Last Month: Spouses by Gender and Member Location.

	Gender		Member Location	
	Male	Female	50 States or District of Columbia	Overseas, American Samoa, Guam, US Virgin Islands, Puerto Rico
96. What is the total amount you and your spouse [member] paid last month for rent or mortgage?				
Estimated Population				
Not Applicable				
Not Responding on Item	882	12,649	10,911	2,621
Responding on Item	58,247	600,977	562,637	96,572
\$0	22.1 (19.1,25.5)	32.4 (31.5,33.3)	27.8 (26.9,28.8)	52.8 (50.4,55.2)
\$1-400	3.7* (2.4,5.6)	4.0 (3.7,4.4)	3.9 (3.6,4.3)	4.4 (3.5,5.4)
\$401-800	27.0 (23.2,31.2)	30.8 (30.0,31.7)	32.5 (31.6,33.3)	18.9 (17.1,20.8)
\$801-1,200	24.3 (21.2,27.7)	19.1 (18.3,19.8)	20.8 (20.0,21.7)	12.1 (10.5,13.8)
\$1,201-1,600	12.6 (10.4,15.3)	9.1 (8.6,9.7)	10.0 (9.4,10.7)	6.1 (4.9,7.5)
\$1,601-2,000	5.5 (4.1,7.4)	2.9 (2.7,3.2)	3.1 (2.8,3.4)	3.6 (2.7,4.8)
\$2,001 and above	4.8* (3.3,6.8)	1.7 (1.4,1.9)	1.9 (1.6,2.2)	2.2* (1.7,2.8)

* Low precision or cell size between 30 and 59.

Table 97.1
Total Amount Paid Last Month for All Loans and Leases on Cars, Trucks, or Motorcycles: Spouses by Member Service.

	Total	DoD						Coast Guard
		Total	Army	Navy	Marine Corps	Air Force	Coast Guard	
97. What is the total amount you and your spouse [member] paid last month for all loans and leases on cars, trucks, or motorcycles?								
Estimated Population								
Not Applicable	14,629	4,636	2,850	1,309	5,286	548		
Not Responding on Item	658,126	227,429	163,044	60,332	189,917	17,404		
Responding on Item	17.7	15.3	18.3	15.7	20.6	19.5		
\$0	(17.1,18.4)	(14.2,16.4)	(17.1,19.7)	(13.9,17.6)	(19.3,22.0)	(17.4,21.7)		
\$1-250	7.8	6.6	7.9	8.0	8.9	8.5		
	(7.3,8.3)	(5.9,7.4)	(7.1,8.9)	(6.8,9.4)	(7.9,10.0)	(7.0,10.3)		
\$251-500	38.7	39.1	37.1	41.9	38.4	41.2		
	(37.7,39.7)	(37.5,40.8)	(35.5,38.7)	(39.4,44.5)	(36.6,40.3)	(38.2,44.3)		
\$501-750	19.9	20.6	20.2	20.0	18.8	19.2		
	(19.1,20.7)	(19.0,22.2)	(18.8,21.6)	(18.2,21.8)	(17.2,20.4)	(16.9,21.6)		
\$751-1,000	9.1	10.4	8.6	9.1	8.1	6.9		
	(8.4,9.7)	(9.4,11.5)	(7.5,9.8)	(7.9,10.6)	(7.2,9.1)	(5.5,8.6)		
\$1,001-1,250	2.8	3.1	3.0	2.2*	2.5	1.8*		
	(2.5,3.1)	(2.6,3.7)	(2.5,3.6)	(1.6,3.0)	(1.9,3.3)	(1.2,2.7)		
\$1,251-1,500	1.4	1.6	1.6*	NR	NR	NR		
	(1.2,1.6)	(1.3,2.0)	(1.2,2.2)	(0.0,0.0)	(0.0,0.0)	(0.0,0.0)		
\$1,501 and above	2.7	3.3	3.3	2.1*	1.8*	2.2*		
	(2.4,3.1)	(2.8,3.9)	(2.5,4.4)	(1.5,2.9)	(1.4,2.3)	(1.5,3.3)		

NR: Not reported; cell size less than 30. * Low precision or cell size between 30 and 59.

Table 97.2

Total Amount Paid Last Month for All Loans and Leases on Cars, Trucks, or Motorcycles: Spouses by Member Paygrade.

	97. What is the total amount you and your spouse [member] paid last month for all loans and leases on cars, trucks, or motorcycles?					
	Enlisted			Warrant Officers		Officers
	E1-E3	E4	E5-E6	E7-E9	W1-W5	O1-O3 O4-O6
Estimated Population						
Not Applicable						
Not Responding on Item	305	1,332	5,764	3,459	388	1,984
Responding on Item	30,458	89,307	277,619	119,874	13,500	58,182
\$0	14.6 (12.7,16.7)	10.8 (9.5,12.3)	14.7 (13.7,15.9)	18.9 (17.4,20.4)	15.9 (14.1,18.0)	22.1 (20.0,24.4)
\$1-250	16.7 (14.6,19.2)	14.2 (12.6,16.0)	8.0 (7.2,8.8)	5.6 (4.7,6.6)	6.1 (4.8,7.8)	3.3 (2.6,4.3)
\$251-500	48.4 (45.5,51.3)	45.6 (43.1,48.2)	42.0 (40.1,43.9)	32.7 (31.0,34.5)	30.3 (27.3,33.5)	34.3 (31.6,37.0)
\$501-750	14.6 (12.5,17.1)	19.2 (17.3,21.1)	20.3 (18.8,21.8)	21.9 (20.1,24.0)	21.3 (18.9,23.9)	20.2 (18.2,22.4)
\$751-1,000	3.4* (2.4,4.8)	5.9 (4.8,7.3)	9.1 (8.0,10.4)	10.5 (9.3,11.8)	15.0 (12.9,17.4)	12.2 (10.4,14.2)
\$1,001-1,250	NR (0.0,0.0)	2.2* (1.5,3.1)	2.4 (1.9,3.0)	3.5 (2.9,4.3)	4.4* (3.3,5.8)	3.9* (2.9,5.0)
\$1,251-1,500	NR (0.0,0.0)	NR (0.0,0.0)	1.0* (0.7,1.3)	2.2* (1.7,2.8)	NR (0.0,0.0)	NR (0.0,0.0)
\$1,501 and above	NR (0.0,0.0)	NR (0.0,0.0)	2.5 (2.0,3.2)	4.8 (4.0,5.8)	5.3 (3.8,7.2)	2.4* (1.7,3.3)

NR: Not reported; cell size less than 30. * Low precision or cell size between 30 and 59.

Table 97.3
Total Amount Paid Last Month for All Loans and Leases on Cars, Trucks, or Motorcycles: Spouses by Gender and Member Location.

	Gender		Member Location		
	Male	Female	50 States or District of Columbia	Guam, US Virgin Islands, Puerto Rico	Overseas, American Samoa,
97. What is the total amount you and your spouse [member] paid last month for all loans and leases on cars, trucks, or motorcycles?					
Estimated Population					
Not Applicable					
Not Responding on Item	953	13,676	12,462	2,167	
Responding on Item	58,176	599,950	561,086	97,026	
\$0	14.3 (12.5,16.2)	18.1 (17.4,18.8)	15.6 (15.0,16.3)	29.9 (28.1,31.8)	
\$1-250	5.5* (3.9,7.6)	8.0 (7.5,8.5)	7.4 (7.0,7.9)	9.7 (8.2,11.4)	
\$251-500	31.6 (27.9,35.6)	39.4 (38.4,40.4)	39.3 (38.1,40.5)	35.7 (33.6,37.7)	
\$501-750	23.0 (20.1,26.2)	19.5 (18.7,20.4)	21.0 (20.2,21.9)	13.1 (11.3,15.2)	
\$751-1,000	14.7 (11.3,18.9)	8.5 (7.9,9.1)	9.5 (8.9,10.3)	6.2 (5.1,7.6)	
\$1,001-1,250	4.0* (2.7,6.0)	2.7 (2.4,3.0)	3.0 (2.7,3.4)	1.6* (1.1,2.2)	
\$1,251-1,500	NR (0.0,0.0)	1.3 (1.1,1.6)	1.4 (1.1,1.6)	NR (0.0,0.0)	
\$1,501 and above	5.2* (3.3,8.2)	2.5 (2.2,2.8)	2.8 (2.4,3.2)	2.5* (1.8,3.4)	

NR: Not reported; cell size less than 30. * Low precision or cell size between 30 and 59.

Table 98.1

Total Amount of Payments Made Last Month to Cover Personal Unsecured Debt: Spouses by Member Service.

Estimated Population	Total	DoD						Coast Guard
		Total	Army	Navy	Marine Corps	Air Force	Coast Guard	
Not Applicable								
Not Responding on Item	22,406	21,821	6,722	5,049	1,898	8,152	585	
Responding on Item	650,349	632,982	225,343	160,845	59,744	187,050	17,367	
\$0	5.7 (5.3,6.1)	5.7 (5.3,6.1)	5.9 (5.1,6.8)	5.4 (4.6,6.2)	5.7 (4.8,6.8)	5.7 (4.9,6.7)	6.4 (5.3,7.8)	
\$1-150	10.0 (9.4,10.7)	10.0 (9.4,10.7)	10.4 (9.2,11.8)	10.6 (9.6,11.8)	11.3 (9.9,12.8)	8.7 (7.8,9.7)	8.3 (6.8,10.1)	
\$151-300	18.8 (17.9,19.6)	18.8 (18.0,19.7)	18.1 (16.8,19.4)	18.4 (17.0,20.0)	22.6 (20.8,24.5)	18.8 (17.5,20.2)	16.7 (14.4,19.4)	
\$301-450	16.8 (16.1,17.6)	16.8 (16.0,17.6)	17.4 (16.1,18.9)	15.8 (14.6,17.1)	18.5 (16.8,20.4)	16.3 (14.9,17.7)	17.8 (15.6,20.1)	
\$451-600	15.3 (14.6,15.9)	15.2 (14.6,15.9)	15.5 (14.4,16.6)	15.6 (14.2,17.1)	14.8 (13.3,16.3)	14.8 (13.5,16.2)	17.2 (15.1,19.5)	
\$601-750	9.0 (8.4,9.6)	9.0 (8.4,9.6)	9.2 (8.1,10.4)	9.1 (8.1,10.1)	7.1 (6.0,8.3)	9.2 (8.3,10.3)	9.3 (7.5,11.4)	
\$751-900	6.4 (6.0,6.8)	6.4 (6.0,6.9)	6.8 (6.0,7.6)	6.0 (5.2,6.9)	6.1 (5.2,7.1)	6.6 (5.8,7.5)	5.0 (3.9,6.4)	
\$901-1,050	5.4 (5.0,5.8)	5.3 (5.0,5.8)	4.9 (4.3,5.5)	5.4 (4.7,6.2)	4.6 (3.7,5.6)	6.1 (5.2,7.2)	6.0 (4.9,7.4)	
\$1,051 and above	12.8 (12.1,13.5)	12.8 (12.1,13.5)	12.0 (10.8,13.3)	13.8 (12.5,15.2)	9.5 (8.2,10.9)	13.9 (12.7,15.1)	13.4 (11.7,15.4)	

98. What is the amount of payments that you and your spouse [member] made last month to cover personal unsecured debt? (Include all credit cards, debt consolidation loans, AAFES loans, NEXCOM loans, students loans, and other personal loans; exclude home mortgage and car loans.)

Table 98.2

Total Amount of Payments Made Last Month to Cover Personal Unsecured Debt: Spouses by Member Paygrade.

	Enlisted						Warrant Officers	Officers
	E1-E3	E4	E5-E6	E7-E9	W1-W5	O1-O3	O4-O6	
Estimated Population								
Not Applicable								
Not Responding on Item	412	1,650	8,308	5,727	556	2,251	3,502	
Responding on Item	30,351	88,989	275,075	117,606	13,331	57,332	67,665	
\$0	9.3 (7.8,11.2)	5.7 (4.6,7.0)	3.5 (2.9,4.2)	5.3 (4.5,6.4)	5.0 (3.7,6.6)	7.7 (6.4,9.3)	11.9 (10.3,13.7)	
\$1-150	25.2 (22.7,27.8)	15.9 (14.2,17.8)	9.7 (8.7,10.7)	8.6 (7.0,10.6)	7.3 (5.8,9.3)	4.9 (3.8,6.3)	3.9 (2.9,5.3)	
\$151-300	25.9 (23.4,28.5)	25.5 (23.5,27.6)	21.4 (20.0,22.8)	16.7 (15.3,18.1)	13.0 (10.9,15.3)	10.4 (8.9,12.2)	7.8 (6.5,9.4)	
\$301-450	15.4 (13.1,18.0)	18.1 (16.4,19.9)	19.6 (18.3,20.8)	15.8 (14.4,17.2)	16.7 (14.3,19.4)	13.7 (12.0,15.7)	9.0 (7.7,10.5)	
\$451-600	10.6 (8.6,12.9)	15.2 (13.4,17.1)	16.7 (15.5,17.9)	16.6 (15.0,18.2)	16.7 (14.3,19.4)	12.8 (11.1,14.8)	11.3 (9.8,13.1)	
\$601-750	5.2 (3.9,6.8)	7.7 (6.3,9.4)	9.5 (8.5,10.7)	10.2 (9.0,11.5)	10.7 (8.7,13.2)	10.3 (8.7,12.1)	6.5 (5.4,7.8)	
\$751-900	3.8* (2.7,5.5)	4.6 (3.6,5.9)	6.2 (5.6,6.9)	8.1 (6.9,9.4)	8.7 (7.2,10.4)	7.2 (6.0,8.7)	6.7 (5.6,8.0)	
\$901-1,050	NR (0.0,0.0)	2.5* (1.7,3.6)	4.7 (4.2,5.4)	6.2 (5.2,7.4)	7.2 (5.8,8.8)	9.0 (7.3,10.9)	8.7 (7.3,10.4)	
\$1,051 and above	3.2* (2.1,4.9)	4.8 (3.8,6.0)	8.8 (7.8,9.8)	12.7 (11.2,14.2)	14.8 (12.6,17.4)	24.0 (21.6,26.6)	34.2 (31.5,37.1)	

NR: Not reported; cell size less than 30. * Low precision or cell size between 30 and 59.

Table 98.3

Total Amount of Payments Made Last Month to Cover Personal Unsecured Debt: Spouses by Gender and Member Location.

98. What is the amount of payments that you and your spouse [member] made last month to cover personal unsecured debt? (Include all credit cards, debt consolidation loans, AAFES loans, NEXCOM loans, students loans, and other personal loans; exclude home mortgage and car loans.)	Gender		Member Location		
	Male	Female	50 States or District of Columbia	Overseas, American Samoa, Guam, US Virgin Islands, Puerto Rico	
Estimated Population					
Not Applicable					
Not Responding on Item	1,655	20,751	19,480	2,926	
Responding on Item	57,474	592,875	554,068	96,267	
\$0	5.1 (4.1,6.3)	5.7 (5.3,6.2)	5.4 (5.0,5.8)	7.4 (6.2,8.8)	
\$1-150	8.3 (6.0,11.3)	10.2 (9.5,10.9)	10.0 (9.3,10.8)	9.9 (8.7,11.2)	
\$151-300	15.2 (12.5,18.4)	19.1 (18.3,19.9)	18.7 (17.9,19.6)	18.9 (17.2,20.8)	
\$301-450	16.1 (13.5,19.1)	16.9 (16.1,17.6)	16.8 (16.1,17.6)	16.7 (14.9,18.6)	
\$451-600	16.5 (13.9,19.5)	15.1 (14.5,15.8)	15.3 (14.6,16.0)	15.3 (13.6,17.2)	
\$601-750	10.0 (7.6,13.0)	8.9 (8.3,9.5)	8.9 (8.3,9.6)	9.3 (8.0,10.8)	
\$751-900	6.9 (5.3,8.7)	6.4 (5.9,6.8)	6.5 (6.0,6.9)	6.0 (4.9,7.3)	
\$901-1,050	5.7 (3.9,8.3)	5.3 (5.0,5.8)	5.5 (5.1,5.9)	4.8 (4.0,5.7)	
\$1,051 and above	16.3 (12.9,20.4)	12.4 (11.9,13.0)	13.0 (12.2,13.7)	11.8 (10.4,13.5)	

Table 99.1
Total Amount Owed on Personal Unsecured Debt After Last Payment: Spouses by Member Service.

	Total	DoD					Coast Guard
		Army	Navy	Marine Corps	Air Force		
Estimated Population							
Not Applicable	34,037	10,563	7,273	3,443	11,929	829	
Not Responding on Item	638,718	221,502	158,622	58,199	183,273	17,123	
Responding on Item	16.2	15.4	14.9	13.3	19.1	19.1	
\$0	(15.5,16.8)	(14.1,16.7)	(13.7,16.2)	(11.8,14.9)	(17.6,20.7)	(17.3,21.0)	
\$1-1,000	11.5	12.0	11.3	14.1	10.2	11.2	
	(10.9,12.1)	(11.1,13.0)	(10.2,12.5)	(12.6,15.8)	(9.0,11.5)	(9.6,13.0)	
\$1,001-2,500	9.8	10.1	10.3	11.8	8.6	8.1	
	(9.3,10.4)	(9.1,11.1)	(9.2,11.7)	(10.5,13.3)	(7.6,9.7)	(6.6,9.9)	
\$2,501-5,000	14.4	14.9	13.8	15.9	13.6	15.6	
	(13.7,15.0)	(13.7,16.1)	(12.6,15.0)	(14.5,17.4)	(12.6,14.8)	(13.6,17.9)	
\$5,001-7,500	9.9	9.6	9.5	11.1	10.2	9.9	
	(9.4,10.4)	(8.7,10.5)	(8.6,10.5)	(9.6,12.9)	(9.3,11.1)	(8.1,12.0)	
\$7,501-10,000	8.9	9.0	8.5	8.5	9.2	8.6	
	(8.3,9.4)	(8.0,10.1)	(7.6,9.5)	(7.3,10.0)	(8.0,10.5)	(7.0,10.6)	
\$10,001-12,500	5.8	6.1	5.7	5.2	5.6	5.6	
	(5.3,6.2)	(5.2,7.0)	(4.9,6.6)	(4.3,6.3)	(4.8,6.6)	(4.3,7.4)	
\$12,501-15,000	5.3	5.3	5.5	4.9	5.5	4.5	
	(4.9,5.8)	(4.5,6.2)	(4.7,6.3)	(4.0,6.1)	(4.8,6.3)	(3.4,5.8)	
\$15,001-17,500	3.6	3.3	4.5	2.7*	3.3	3.8	
	(3.2,3.9)	(2.8,3.9)	(3.8,5.4)	(2.0,3.6)	(2.7,4.0)	(2.8,5.3)	

* Low precision or cell size between 30 and 59.

Table 99.1 (continued)
Total Amount Owed on Personal Unsecured Debt After Last Payment: Spouses by Member Service.

	Total	DoD					Coast Guard
		Total	Army	Navy	Marine Corps	Air Force	
Estimated Population							
Not Applicable	34,037						829
Not Responding on Item	638,718	33,208	10,563	7,273	3,443	11,929	17,123
Responding on Item		621,595	221,502	158,622	58,199	183,273	
\$17,501-20,000	3.8 (3.4,4.2)	3.8 (3.4,4.2)	3.5 (3.0,4.2)	4.3 (3.7,5.1)	3.3 (2.5,4.2)	3.7 (2.9,4.6)	4.2* (3.2,5.5)
\$20,001 and above	11.0 (10.4,11.6)	11.0 (10.4,11.7)	11.0 (10.0,12.0)	11.6 (10.3,13.1)	9.2 (7.9,10.6)	11.2 (10.0,12.4)	9.4 (7.7,11.3)

* Low precision or cell size between 30 and 59.

Table 99.2

Total Amount Owed on Personal Unsecured Debt After Last Payment: Spouses by Member Paygrade.

99. After the last payment was made on personal unsecured debt, what was the total amount you and your spouse [member] still owed? (Include all credit cards, debt consolidation loans, AAFES loans, NEXCOM loans, student loans, and other personal loans; exclude home mortgage and car loans.)

	Enlisted						Warrant Officers		Officers	
	E1-E3	E4	E5-E6	E7-E9	W1-W5	O1-O3	O4-O6			
Estimated Population										
Not Applicable										
Not Responding on Item	910	3,171	13,169	8,760	784	3,013	4,230			
Responding on Item	29,853	87,468	270,215	114,573	13,103	56,570	66,936			
\$0	13.8 (11.9,15.9)	10.6 (9.2,12.1)	9.9 (8.8,11.1)	15.8 (14.4,17.3)	16.7 (14.1,19.7)	26.9 (24.6,29.5)	42.0 (39.3,44.7)			
\$1-1,000	23.8 (21.6,26.3)	16.1 (14.2,18.3)	10.9 (10.0,11.9)	10.1 (9.0,11.4)	11.3 (9.5,13.3)	7.6 (6.3,9.0)	7.9 (6.4,9.6)			
\$1,001-2,500	15.4 (13.3,17.7)	12.5 (10.7,14.5)	10.0 (9.1,11.0)	9.0 (8.0,10.2)	8.8 (7.1,10.8)	7.1 (5.8,8.7)	6.7 (5.5,8.2)			
\$2,501-5,000	14.5 (12.5,16.7)	18.3 (16.6,20.1)	16.0 (15.0,17.0)	12.7 (11.4,14.0)	11.1 (9.3,13.1)	10.3 (8.8,12.0)	9.4 (7.9,11.2)			
\$5,001-7,500	10.6 (8.9,12.7)	11.7 (10.1,13.4)	11.3 (10.4,12.2)	9.3 (8.0,10.7)	8.2 (6.6,10.1)	7.1 (5.9,8.4)	5.4 (4.3,6.7)			
\$7,501-10,000	5.4 (4.1,7.0)	9.8 (8.3,11.5)	10.5 (9.6,11.5)	8.8 (7.6,10.1)	9.1 (7.6,11.0)	6.2 (5.1,7.6)	5.0 (4.1,6.1)			
\$10,001-12,500	5.0* (3.6,6.8)	5.1 (4.1,6.4)	6.4 (5.6,7.2)	6.5 (5.1,8.2)	7.1 (5.6,8.9)	5.2 (4.2,6.3)	3.4 (2.6,4.5)			
\$12,501-15,000	3.0* (2.1,4.4)	4.6 (3.6,5.8)	5.9 (5.3,6.5)	6.5 (5.5,7.6)	5.1 (3.8,6.8)	5.6 (4.4,7.0)	2.9* (2.1,3.8)			
\$15,001-17,500	NR (0.0,0.0)	2.8* (2.1,3.8)	4.2 (3.7,4.8)	3.8 (3.0,4.8)	5.2 (3.8,6.9)	3.5 (2.7,4.6)	2.1* (1.5,2.9)			

NR: Not reported; cell size less than 30. * Low precision or cell size between 30 and 59.

Table 99.2 (continued)
Total Amount Owed on Personal Unsecured Debt After Last Payment: Spouses by Member Paygrade.

	Enlisted				Warrant Officers		Officers	
	E1-E3	E4	E5-E6	E7-E9	W1-W5	O1-O3	O4-O6	
Estimated Population								
Not Applicable								
Not Responding on Item	910	3,171	13,169	8,760	784	3,013	4,230	
Responding on Item	29,853	87,468	270,215	114,573	13,103	56,570	66,936	
\$17,501-20,000	NR (0.0,0.0)	1.6* (1.1,2.3)	4.6 (4.0,5.2)	4.4 (3.6,5.4)	3.9* (2.9,5.1)	4.4 (3.4,5.6)	2.6* (1.8,3.8)	
\$20,001 and above	5.6* (4.2,7.5)	6.9 (5.7,8.5)	10.4 (9.4,11.4)	13.1 (11.7,14.8)	13.8 (11.9,16.0)	16.1 (14.5,17.9)	12.6 (10.6,15.0)	

NR: Not reported; cell size less than 30. * Low precision or cell size between 30 and 59.

Table 99.3

Total Amount Owed on Personal Unsecured Debt After Last Payment: Spouses by Gender and Member Location.

	Gender		Member Location		
	Male	Female	50 States or District of Columbia	Overseas, American Samoa, Guam, US Virgin Islands, Puerto Rico	
Estimated Population					
Not Applicable					
Not Responding on Item	2,461	31,576	29,478	4,559	
Responding on Item	56,668	582,950	544,070	94,634	
\$0	15.4 (13.3,17.8)	16.3 (15.6,17.0)	15.9 (15.2,16.6)	18.3 (16.6,20.1)	
\$1-1,000	11.8 (9.5,14.6)	11.4 (10.8,12.1)	11.2 (10.7,11.8)	13.0 (11.5,14.7)	
\$1,001-2,500	10.4 (7.9,13.5)	9.8 (9.2,10.3)	9.8 (9.2,10.5)	9.8 (8.5,11.3)	
\$2,501-5,000	14.8 (11.6,18.6)	14.3 (13.7,15.0)	14.2 (13.5,14.8)	15.4 (13.5,17.6)	
\$5,001-7,500	8.0 (6.1,10.4)	10.1 (9.5,10.7)	9.8 (9.2,10.4)	10.5 (8.9,12.3)	
\$7,501-10,000	8.9 (7.1,11.1)	8.9 (8.3,9.5)	8.9 (8.3,9.5)	8.6 (7.4,10.1)	
\$10,001-12,500	4.1* (2.9,5.7)	5.9 (5.4,6.5)	5.9 (5.4,6.4)	5.1 (4.2,6.1)	
\$12,501-15,000	6.4* (4.7,8.7)	5.2 (4.8,5.7)	5.3 (4.9,5.8)	5.3 (4.4,6.5)	
\$15,001-17,500	NR (0.0,0.0)	3.6 (3.3,4.0)	3.7 (3.3,4.0)	3.0* (2.3,3.9)	

NR: Not reported; cell size less than 30. * Low precision or cell size between 30 and 59.

Table 99.3 (continued)
Total Amount Owed on Personal Unsecured Debt After Last Payment: Spouses by Gender and Member Location.

99. After the last payment was made on personal unsecured debt, what was the total amount you and your spouse [member] still owed? (Include all credit cards, debt consolidation loans, AAFES loans, NEXCOM loans, student loans, and other personal loans; exclude home mortgage and car loans.)

	Gender		Member Location		
	Male	Female	50 States or District of Columbia	Overseas, American Samoa, Guam, US Virgin Islands, Puerto Rico	
Estimated Population					
Not Applicable					
Not Responding on Item	2,461	31,576	29,478	4,559	
Responding on Item	56,668	582,050	544,070	94,634	
\$17,501-20,000	3.1*	3.8	4.0	2.4*	
	(1.8,5.3)	(3.5,4.2)	(3.6,4.4)	(1.7,3.3)	
\$20,001 and above	14.5	10.6	11.4	8.5	
	(11.8,17.7)	(10.1,11.2)	(10.7,12.1)	(7.3,10.0)	

* Low precision or cell size between 30 and 59.

Table 100.1
Description of Financial Condition: Spouses by Member Service.

	Total	DoD					Coast Guard
		Total	Army	Navy	Marine Corps	Air Force	
Estimated Population							
Not Applicable	8,402						298
Not Responding on Item	664,353						17,654
Very comfortable and secure	12.7 (12.1,13.4)	12.8 (12.1,13.5)	12.9 (11.6,14.2)	10.7 (9.6,11.8)	10.8 (9.5,12.3)	15.0 (13.9,16.2)	11.2 (9.7,13.0)
Able to make ends meet without much difficulty	38.9 (37.9,39.9)	38.8 (37.8,39.8)	37.4 (35.9,38.9)	38.1 (36.4,39.9)	38.7 (36.5,40.9)	41.0 (39.1,43.1)	42.0 (39.1,45.1)
Occasionally have some difficulty making ends meet	28.4 (27.4,29.4)	28.4 (27.4,29.4)	27.8 (26.3,29.4)	31.0 (29.0,33.0)	28.3 (26.0,30.6)	27.1 (25.6,28.6)	27.0 (24.5,29.6)
Tough to make ends meet but keeping your head above water	17.0 (16.3,17.7)	17.0 (16.2,17.7)	17.8 (16.7,18.9)	17.5 (16.0,19.1)	18.3 (16.4,20.4)	15.1 (13.8,16.6)	16.9 (14.8,19.2)
In over your head	3.1 (2.8,3.4)	3.1 (2.8,3.4)	4.2 (3.6,4.8)	2.8 (2.3,3.5)	3.9 (3.0,5.0)	1.7* (1.3,2.3)	2.9* (2.1,4.1)

* Low precision or cell size between 30 and 59.

Table 100.2

Description of Financial Condition: Spouses by Member Paygrade.

	Enlisted						Warrant Officers		Officers	
	E1-E3	E4	E5-E6	E7-E9	W1-W5	O1-O3	O4-O6			
Estimated Population										
Not Applicable										
Not Responding on Item	206	519	3,728	2,071	282	592	1,003			
Responding on Item	30,557	90,119	279,655	121,262	13,605	58,991	70,163			
Very comfortable and secure	3.8* (2.9,5.1)	4.9 (3.9,6.2)	7.1 (6.2,8.1)	13.4 (12.1,14.8)	14.6 (12.6,16.9)	23.9 (21.6,26.4)	38.0 (35.4,40.7)			
Able to make ends meet without much difficulty	24.1 (21.7,26.8)	28.3 (26.2,30.5)	36.4 (34.8,38.0)	46.7 (44.3,49.1)	48.1 (45.2,51.0)	50.1 (47.2,53.1)	44.3 (41.3,47.4)			
Occasionally have some difficulty making ends meet	34.2 (31.6,37.0)	34.9 (32.4,37.5)	33.0 (31.5,34.6)	25.1 (23.3,27.1)	26.8 (24.0,29.7)	18.4 (16.3,20.7)	13.5 (11.9,15.3)			
Tough to make ends meet but keeping your head above water	29.8 (27.3,32.5)	25.9 (23.8,28.1)	20.2 (19.1,21.4)	13.1 (11.7,14.5)	9.8 (8.1,11.8)	6.6 (5.3,8.2)	3.7 (2.9,4.7)			
In over your head	8.0 (6.5,9.9)	6.0 (4.9,7.3)	3.3 (2.9,3.9)	1.7* (1.3,2.4)	NR (0.0,0.0)	NR (0.0,0.0)	NR (0.0,0.0)			

NR: Not reported; cell size less than 30. * Low precision or cell size between 30 and 59.

Table 100.3

Description of Financial Condition: Spouses by Gender and Member Location.

	Gender		Member Location		
	Male	Female	50 States or District of Columbia	Overseas, American Samoa, Guam, US Virgin Islands, Puerto Rico	
100. Which of the following best describes the financial condition of you and your spouse [member]?					
Estimated Population					
Not Applicable					
Not Responding on Item	762	7,640	7,388	1,014	
Responding on Item	58,367	605,986	566,161	98,179	
Very comfortable and secure	18.1 (15.6,20.8)	12.2 (11.6,12.8)	11.8 (11.2,12.5)	17.8 (16.0,19.7)	
Able to make ends meet without much difficulty	42.2 (37.8,46.8)	38.6 (37.6,39.5)	38.3 (37.3,39.3)	42.5 (40.1,45.0)	
Occasionally have some difficulty making ends meet	26.6 (22.5,31.2)	28.6 (27.6,29.6)	28.8 (27.9,29.8)	25.8 (23.7,27.9)	
Tough to make ends meet but keeping your head above water	11.7 (9.4,14.5)	17.5 (16.8,18.2)	17.7 (17.0,18.5)	12.4 (11.0,14.0)	
In over your head	NR (0.0,0.0)	3.2 (2.9,3.6)	3.3 (3.0,3.7)	1.5* (1.0,2.3)	

NR: Not reported; cell size less than 30. * Low precision or cell size between 30 and 59.

Table 101.1
Description of Saving Habits: Spouses by Member Service.

	Total	DoD					Coast Guard
		Total	Army	Navy	Marine Corps	Air Force	
Estimated Population							
Not Applicable							
Not Responding on Item	11,909	3,873	2,443	1,271	4,021	302	
Responding on Item	660,846	228,193	163,452	60,371	191,181	17,650	
Don't save--usually spend more than income	4.2 (3.8,4.6)	5.0 (4.4,5.6)	3.8 (3.1,4.5)	5.3 (4.3,6.5)	3.2 (2.6,4.0)	4.2*	(3.1,5.6)
Don't save--usually spend about as much as income	22.2 (21.4,23.1)	23.3 (22.1,24.5)	22.5 (20.9,24.2)	23.6 (21.9,25.5)	20.3 (18.8,21.9)	22.3	(19.9,25.0)
Save whatever is left over at the end of the month--no regular plan	29.6 (28.7,30.5)	29.4 (28.0,30.8)	31.6 (29.9,33.3)	32.4 (30.4,34.5)	27.4 (25.9,29.0)	28.8	(26.2,31.6)
Save income of one family member, spend the other	3.0 (2.7,3.3)	3.1 (2.6,3.6)	2.9 (2.4,3.4)	3.0 (2.3,4.0)	3.0 (2.5,3.6)	2.9*	(2.1,4.0)
Spend regular income, save other income	1.7 (1.5,2.0)	1.9 (1.3,2.6)	1.5* (1.1,1.9)	1.7* (1.2,2.5)	1.8* (1.4,2.4)	NR	(0.0,0.0)
Save regularly by putting money aside each month	39.3 (38.3,40.3)	37.4 (36.0,38.9)	37.8 (35.6,40.1)	33.9 (31.8,36.1)	44.3 (42.6,46.0)	40.2	(37.6,42.9)

NR: Not reported; cell size less than 30. * Low precision or cell size between 30 and 59.

Table 101.2
Description of Saving Habits: Spouses by Member Paygrade.

	Enlisted				Warrant Officers	Officers	
	E1-E3	E4	E5-E6	E7-E9			W1-W5
Estimated Population							
Not Applicable							
Not Responding on Item	427	1,117	4,739	3,131	281	851	1,363
Responding on Item	30,336	89,522	278,644	120,203	13,606	58,732	69,803
Don't save--usually spend more than income	6.7 (5.4,8.3)	7.3 (6.1,8.8)	4.9 (4.3,5.5)	2.9 (2.3,3.7)	NR (0.0,0.0)	2.0* (1.4,2.8)	NR (0.0,0.0)
Don't save--usually spend about as much as income	34.5 (31.3,37.9)	34.0 (31.8,36.3)	26.4 (24.9,27.9)	16.9 (15.0,19.0)	13.6 (11.7,15.8)	10.5 (8.8,12.3)	6.1 (4.8,7.6)
Save whatever is left over at the end of the month--no regular plan	39.1 (36.0,42.3)	35.2 (32.8,37.6)	33.6 (32.0,35.3)	28.4 (26.2,30.7)	30.7 (27.2,34.4)	18.8 (16.8,21.0)	13.4 (11.7,15.2)
Save income of one family member, spend the other	2.2* (1.5,3.3)	2.6* (1.9,3.6)	2.8 (2.3,3.4)	2.9 (2.4,3.6)	3.0* (2.2,4.2)	4.9 (4.0,6.1)	3.1* (2.4,4.2)
Spend regular income, save other income	NR (0.0,0.0)	1.5* (0.9,2.4)	1.7 (1.2,2.3)	1.8* (1.3,2.4)	NR (0.0,0.0)	1.9* (1.4,2.7)	2.3* (1.6,3.3)
Save regularly by putting money aside each month	16.5 (14.1,19.1)	19.4 (17.3,21.6)	30.7 (28.9,32.5)	47.1 (44.9,49.3)	49.1 (45.5,52.7)	61.9 (59.1,64.7)	74.4 (71.9,76.8)

NR: Not reported; cell size less than 30. * Low precision or cell size between 30 and 59.

Table 101.3
Description of Saving Habits: Spouses by Gender and Member Location.

	Gender		Member Location	
	Male	Female	50 States or District of Columbia	Overseas, American Samoa, Guam, US Virgin Islands, Puerto Rico
101. Which of the following statements comes closest to describing the saving habits of you and your spouse [member] ? (MARK ONE.)				
Estimated Population				
Not Applicable				
Not Responding on Item	901	11,007	10,095	1,813
Responding on Item	58,228	602,619	563,453	97,380
Don't save--usually spend more than income	NR (0.0,0.0)	4.4 (4.0,4.8)	4.5 (4.1,4.9)	2.5* (1.9,3.4)
Don't save--usually spend about as much as income	15.3 (12.1,19.1)	22.9 (22.1,23.7)	23.3 (22.4,24.1)	16.3 (14.5,18.2)
Save whatever is left over at the end of the month--no regular plan	29.9 (25.9,34.4)	29.6 (28.6,30.6)	30.0 (29.0,30.9)	27.7 (25.6,29.9)
Save income of one family member, spend the other	3.8* (2.8,5.3)	2.9 (2.7,3.2)	2.6 (2.3,2.9)	5.2 (4.1,6.5)
Spend regular income, save other income	NR (0.0,0.0)	1.7 (1.4,2.0)	1.6 (1.4,1.9)	2.2* (1.7,3.0)
Save regularly by putting money aside each month	46.5 (41.7,51.3)	38.6 (37.7,39.4)	38.1 (37.1,39.1)	46.1 (43.8,48.4)

NR: Not reported; cell size less than 30. * Low precision or cell size between 30 and 59.

Table 102.1
Financial Difficulties in Past 12 Months: Spouses by Member Service.

	Total	DoD					Coast Guard
		Army	Navy	Marine Corps	Air Force		
102. In the past 12 months, did any of the following happen to you and your spouse [member]? (MARK ALL THAT APPLY.)							
Estimated Population							
Not Applicable	17,496	6,673	3,729	1,391	5,294	409	
Not Responding on Item	655,259	225,392	162,166	60,250	189,909	17,543	
Responding on Item	13.4	15.0	15.0	15.3	9.7	11.5	
Bounced two or more checks	(12.9,14.0)	(14.1,16.0)	(13.7,16.4)	(13.8,16.9)	(8.6,11.0)	(9.9,13.4)	
Received letter of indebtedness	3.7	5.0	3.2	4.6	2.3	2.6*	
	(3.3,4.1)	(4.3,5.9)	(2.7,3.9)	(3.7,5.7)	(1.8,2.9)	(1.9,3.8)	
Had spouse's [member's] wages garnished	1.6	1.9	2.0	2.5*	NR	NR	
	(1.4,1.8)	(1.5,2.3)	(1.5,2.5)	(1.9,3.4)	(0.0,0.0)	(0.0,0.0)	
Fell behind in paying your rent or mortgage	2.8	3.5	3.1	3.4	1.6*	NR	
	(2.5,3.1)	(3.0,4.0)	(2.5,3.9)	(2.6,4.5)	(1.2,2.2)	(0.0,0.0)	
Fell behind in paying your credit card, AAFES, or NEXCOM account	12.6	15.3	11.8	16.8	9.1	9.8	
	(12.0,13.2)	(14.1,16.5)	(10.5,13.2)	(14.9,18.8)	(8.0,10.2)	(8.1,11.7)	
Was pressured to pay bills by stores, creditors, or bill collectors	9.7	12.1	9.9	12.8	5.8	9.3	
	(9.2,10.3)	(11.1,13.1)	(8.8,11.1)	(11.2,14.6)	(4.9,6.7)	(7.8,11.2)	
Had a bill collector contact your spouse's [member's] unit leader	1.2	1.8	1.0*	1.5*	NR	NR	
	(0.9,1.4)	(1.3,2.4)	(0.7,1.4)	(1.1,2.2)	(0.0,0.0)	(0.0,0.0)	
Pawned or sold-off valuables to make ends meet	4.1	5.6	3.7	4.8	2.6	3.4*	
	(3.8,4.5)	(4.9,6.3)	(3.0,4.4)	(3.8,5.9)	(2.1,3.3)	(2.5,4.6)	
Borrowed money from friends or relatives to help you with a financial difficulty	14.3	15.8	14.5	20.3	10.3	13.4	
	(13.7,14.8)	(14.8,16.9)	(13.4,15.8)	(18.5,22.2)	(9.2,11.6)	(11.4,15.7)	

NR: Not reported; cell size less than 30. * Low precision or cell size between 30 and 59.

Table 102.1 (continued)
Financial Difficulties in Past 12 Months: Spouses by Member Service.

	Total	DoD					Coast Guard
		Army	Navy	Marine Corps	Air Force		
102. In the past 12 months, did any of the following happen to you and your spouse [member]? (MARK ALL THAT APPLY.)							
Estimated Population							
Not Applicable	17,496	6,673	3,729	1,391	5,294	409	
Not Responding on Item	655,259	225,392	162,166	60,250	189,909	17,543	
Responding on Item	3.9	5.0	3.8	5.6	2.2	4.4	
Borrowed money through Emergency Loan Assistance Program or Service Aid Society	(3.6,4.3)	(4.4,5.7)	(3.1,4.5)	(4.7,6.8)	(1.7,2.8)	(3.4,5.7)	
Had your utilities (telephone, cable, water, heat or electricity) shut off	4.2	5.5	3.8	6.7	2.2	3.3*	
	(3.8,4.6)	(4.8,6.3)	(3.2,4.4)	(5.6,7.9)	(1.7,2.9)	(2.3,4.6)	
Had a car, household appliances, or furniture repossessed	0.8	1.1*	0.8*	1.6*	NR	NR	
	(0.7,1.0)	(0.9,1.5)	(0.6,1.2)	(1.1,2.4)	(0.0,0.0)	(0.0,0.0)	
Was unable to afford needed medical care	2.4	2.4	2.7	2.5*	2.0	2.9*	
	(2.2,2.7)	(2.1,2.9)	(2.1,3.3)	(1.9,3.4)	(1.6,2.6)	(2.0,4.2)	
Went bankrupt (declared personal bankruptcy)	1.4	1.8	1.6*	NR	NR	NR	
	(1.2,1.6)	(1.5,2.3)	(1.2,2.2)	(0.0,0.0)	(0.0,0.0)	(0.0,0.0)	
None of the above	69.4	65.7	67.9	63.2	76.9	71.6	
	(68.6,70.3)	(64.4,67.0)	(66.1,69.6)	(60.7,65.7)	(75.2,78.5)	(68.7,74.2)	

NR: Not reported; cell size less than 30. * Low precision or cell size between 30 and 59.

Table 102.2
Financial Difficulties in Past 12 Months: Spouses by Member Paygrade.

	102. In the past 12 months, did any of the following happen to you and your spouse [member]? (MARK ALL THAT APPLY.)						
	Enlisted			Warrant Officers		Officers	
	E1-E3	E4	E5-E6	E7-E9	W1-W5	O1-O3	O4-O6
Estimated Population							
Not Applicable							
Not Responding on Item	435	1,876	6,756	3,487	377	1,879	2,686
Responding on Item	30,327	88,762	276,627	119,847	13,510	57,704	68,480
Bounced two or more checks	28.3 (25.2,31.6)	25.3 (23.2,27.4)	15.1 (14.2,16.0)	6.8 (5.8,8.0)	5.9 (4.3,8.0)	6.6 (5.4,8.1)	3.3* (2.5,4.4)
Received letter of indebtedness	8.2 (6.7,9.9)	8.9 (7.5,10.5)	4.1 (3.6,4.7)	1.4* (1.0,2.0)	NR (0.0,0.0)	NR (0.0,0.0)	NR (0.0,0.0)
Had spouse's [member's] wages garnished	3.5* (2.5,4.9)	3.6 (2.8,4.6)	1.9 (1.5,2.4)	NR (0.0,0.0)	NR (0.0,0.0)	NR (0.0,0.0)	NR (0.0,0.0)
Fell behind in paying your rent or mortgage	6.8 (5.2,8.8)	3.9 (3.0,5.1)	3.4 (2.9,4.0)	2.0* (1.5,2.7)	NR (0.0,0.0)	NR (0.0,0.0)	NR (0.0,0.0)
Fell behind in paying your credit card, AAFES, or NEXCOM account	22.7 (20.0,25.7)	23.0 (21.0,25.2)	14.8 (13.7,16.0)	7.7 (6.6,8.9)	5.9 (4.3,8.0)	4.1 (3.2,5.2)	2.5* (1.7,3.7)
Was pressured to pay bills by stores, creditors, or bill collectors	24.5 (22.0,27.2)	20.3 (18.2,22.5)	10.7 (9.8,11.7)	5.0 (4.2,5.9)	3.6* (2.4,5.4)	2.1* (1.5,3.0)	NR (0.0,0.0)
Had a bill collector contact your spouse's [member's] unit leader	4.1* (3.1,5.5)	3.2* (2.3,4.4)	1.1* (0.8,1.5)	NR (0.0,0.0)	NR (0.0,0.0)	NR (0.0,0.0)	NR (0.0,0.0)
Pawned or sold-off valuables to make ends meet	13.4 (11.3,15.8)	8.8 (7.5,10.3)	4.7 (4.1,5.4)	1.1* (0.7,1.7)	NR (0.0,0.0)	NR (0.0,0.0)	NR (0.0,0.0)
Borrowed money from friends or relatives to help you with a financial difficulty	38.2 (35.3,41.2)	30.1 (27.9,32.5)	15.7 (14.6,16.9)	5.7 (4.9,6.7)	5.4* (3.9,7.5)	4.6 (3.5,6.2)	1.8* (1.3,2.6)

NR: Not reported; cell size less than 30. * Low precision or cell size between 30 and 59.

Table 102.2 (continued)
Financial Difficulties in Past 12 Months: Spouses by Member Paygrade.

	102. In the past 12 months, did any of the following happen to you and your spouse [member]? (MARK ALL THAT APPLY.)						
	Enlisted			Warrant Officers	Officers		
	E1-E3	E4	E5-E6	E7-E9	W1-W5	O1-O3	O4-O6
Estimated Population							
Not Applicable							
Not Responding on Item	435	1,876	6,756	3,487	377	1,879	2,686
Responding on Item	30,327	88,762	276,627	119,847	13,510	57,704	68,480
Borrowed money through Emergency Loan Assistance Program or Service Aid Society	12.7 (10.8,14.9)	9.6 (8.3,11.1)	4.0 (3.6,4.5)	1.1* (0.7,1.6)	NR (0.0,0.0)	NR (0.0,0.0)	NR (0.0,0.0)
Had your utilities (telephone, cable, water, heat or electricity) shut off	14.0 (11.9,16.4)	10.0 (8.5,11.8)	4.4 (3.8,5.0)	1.5* (1.1,2.0)	NR (0.0,0.0)	NR (0.0,0.0)	NR (0.0,0.0)
Had a car, household appliances, or furniture repossessed	2.8* (2.0,3.8)	2.2* (1.6,3.0)	0.8* (0.6,1.1)	NR (0.0,0.0)	NR (0.0,0.0)	NR (0.0,0.0)	NR (0.0,0.0)
Was unable to afford needed medical care	3.0* (2.2,4.0)	3.1 (2.4,4.2)	3.1 (2.7,3.7)	1.9* (1.4,2.5)	NR (0.0,0.0)	NR (0.0,0.0)	NR (0.0,0.0)
Went bankrupt (declared personal bankruptcy)	NR (0.0,0.0)	2.4* (1.8,3.4)	1.7 (1.4,2.1)	NR (0.0,0.0)	NR (0.0,0.0)	NR (0.0,0.0)	NR (0.0,0.0)
None of the above	37.9 (34.8,41.0)	44.9 (42.5,47.4)	65.1 (63.6,66.5)	82.2 (80.3,83.9)	85.6 (82.9,87.9)	85.8 (83.6,87.8)	93.6 (92.2,94.7)

NR: Not reported; cell size less than 30. * Low precision or cell size between 30 and 59.

Table 102.3
Financial Difficulties in Past 12 Months: Spouses by Gender and Member Location.

	Gender		Member Location			
	Male	Female	50 States or District of Columbia	Overseas, American Samoa, Guam, US Virgin Islands, Puerto Rico		
102. In the past 12 months, did any of the following happen to you and your spouse [member]? (MARK ALL THAT APPLY.)						
Estimated Population						
Not Applicable						
Not Responding on Item	2,124	15,372	14,559	2,937		
Responding on Item	57,005	598,254	558,989	96,256		
Bounced two or more checks	9.4 (7.3,12.0)	13.8 (13.2,14.4)	13.8 (13.2,14.5)	11.0 (9.6,12.5)		
Received letter of indebtedness	3.3* (2.2,4.9)	3.7 (3.3,4.2)	3.6 (3.2,4.1)	4.0 (3.0,5.2)		
Had spouse's [member's] wages garnished	NR (0.0,0.0)	1.6 (1.4,1.9)	1.6 (1.4,1.9)	NR (0.0,0.0)		
Fell behind in paying your rent or mortgage	NR (0.0,0.0)	2.8 (2.5,3.1)	2.9 (2.6,3.3)	2.0* (1.5,2.8)		
Fell behind in paying your credit card, AAFES, or NEXCOM account	10.2 (8.2,12.5)	12.8 (12.2,13.5)	12.9 (12.2,13.6)	11.0 (9.6,12.5)		
Was pressured to pay bills by stores, creditors, or bill collectors	7.3 (5.7,9.2)	9.9 (9.4,10.5)	10.1 (9.5,10.7)	7.4 (6.1,8.9)		
Had a bill collector contact your spouse's [member's] unit leader	NR (0.0,0.0)	1.2 (1.0,1.5)	1.2 (1.0,1.5)	NR (0.0,0.0)		
Pawned or sold-off valuables to make ends meet	2.8* (1.8,4.3)	4.2 (3.9,4.6)	4.3 (3.9,4.7)	3.2 (2.4,4.4)		
Borrowed money from friends or relatives to help you with a financial difficulty	8.4 (6.6,10.6)	14.8 (14.3,15.4)	14.9 (14.3,15.5)	10.5 (9.1,12.1)		

NR: Not reported; cell size less than 30. * Low precision or cell size between 30 and 59.

Table 102.3 (continued)
Financial Difficulties in Past 12 Months: Spouses by Gender and Member Location.

	Gender		Member Location		
	Male	Female	50 States or District of Columbia	Overseas, American Samoa, Guam, US Virgin Islands, Puerto Rico	
102. In the past 12 months, did any of the following happen to you and your spouse [member]? (MARK ALL THAT APPLY.)					
Estimated Population					
Not Applicable					
Not Responding on Item	2,124	15,372	14,559	2,937	
Responding on Item	57,005	598,254	558,989	96,256	
Borrowed money through Emergency Loan Assistance Program or Service Aid Society	2.5* (1.6,3.9)	4.1 (3.7,4.4)	3.9 (3.6,4.3)	4.0 (3.2,5.1)	
Had your utilities (telephone, cable, water, heat or electricity) shut off	3.1* (2.1,4.5)	4.3 (3.9,4.7)	4.3 (3.9,4.7)	3.7 (2.9,4.7)	
Had a car, household appliances, or furniture repossessed	NR (0.0,0.0)	0.8 (0.7,1.0)	0.9 (0.7,1.0)	NR (0.0,0.0)	
Was unable to afford needed medical care	NR (0.0,0.0)	2.5 (2.3,2.8)	2.7 (2.4,3.0)	NR (0.0,0.0)	
Went bankrupt (declared personal bankruptcy)	NR (0.0,0.0)	1.4 (1.2,1.6)	1.4 (1.2,1.7)	NR (0.0,0.0)	
None of the above	76.8 (73.1,80.2)	68.7 (67.9,69.6)	68.7 (67.8,69.6)	73.9 (71.7,75.9)	

NR: Not reported; cell size less than 30. * Low precision or cell size between 30 and 59.

Table 103.1
Gender: Spouses by Member Service.

	Total	DoD					Coast Guard
		Total	Army	Navy	Marine Corps	Air Force	
Estimated Population							
Not Applicable	2,026	1,959	734	247	137	841	68
Not Responding on Item	670,729	652,844	231,332	165,647	61,504	194,362	17,884
Responding on Item	8.8	8.9	8.9	8.0	3.9	11.5	3.9
Male	(7.7,10.1)	(7.8,10.2)	(7.6,10.3)	(6.6,9.6)	(3.0,5.1)	(10.0,13.1)	(3.0,5.0)
Female	91.2	91.1	91.1	92.1	96.1	88.6	96.1
	(89.9,92.3)	(89.8,92.2)	(89.7,92.4)	(90.4,93.4)	(94.9,97.1)	(86.9,90.0)	(95.0,97.0)

Table 103.2

Gender: Spouses by Member Paygrade.

	Enlisted					Warrant Officers	Officers	
	E1-E3	E4	E5-E6	E7-E9	W1-W5		O1-O3	O4-O6
Estimated Population								
Not Applicable								
Not Responding on Item	69	354	553	490	92	281	187	
Responding on Item	30,694	90,285	282,831	122,843	13,795	59,302	70,979	
Male	11.4 (9.3,13.9)	11.8 (10.1,13.7)	8.4 (7.3,9.7)	6.2 (5.0,7.6)	4.5* (3.1,6.6)	12.2 (10.0,14.8)	7.9 (5.6,11.0)	
Female	88.6 (86.1,90.7)	88.3 (86.3,89.9)	91.6 (90.3,92.7)	93.8 (92.4,95.0)	95.5 (93.5,96.9)	87.8 (85.2,90.1)	92.1 (89.0,94.4)	

* Low precision or cell size between 30 and 59.

Table 103.3
Gender: Spouses by Gender and Member Location.

	Gender		Member Location		
	Male	Female	50 States or District of Columbia	Guam, US Virgin Islands, Puerto Rico	Overseas, American Samoa,
103. Are you:					
Estimated Population					
Not Applicable					
Not Responding on Item	120	1,907	1,613	413	
Responding on Item	59,009	611,720	571,935	98,780	
Male	100.0 (N/A,N/A)	NR (0.0,0.0)	8.8 (7.7,10.0)	8.7 (6.8,11.1)	
Female	NR (0.0,0.0)	100.0 (N/A,N/A)	91.2 (90.0,92.3)	91.3 (88.9,93.2)	

NR: Not reported; cell size less than 30.

Table 104.1
Age on Last Birthday: Spouses by Member Service.

	Total	DoD					Coast Guard
		Total	Army	Navy	Marine Corps	Air Force	
Estimated Population							
Not Applicable	4,932		1,843	924	311	1,689	164
Not Responding on Item	667,823	650,036	230,222	164,970	61,330	193,513	17,787
Responding on Item	1.1	1.1	0.7*	0.8*	4.1	0.9*	NR
16-19 years	(1.0,1.2)	(1.0,1.3)	(0.6,0.9)	(0.6,1.1)	(3.4,4.9)	(0.7,1.1)	(0.0,0.0)
20-24 years	14.8	14.9	15.0	11.8	26.1	13.8	11.0
	(14.3,15.3)	(14.4,15.4)	(14.0,16.0)	(10.8,12.9)	(24.3,28.0)	(12.9,14.8)	(9.6,12.7)
25-29 years	22.2	22.2	24.0	21.4	23.2	20.3	24.3
	(21.3,23.2)	(21.3,23.1)	(22.6,25.5)	(20.0,22.9)	(21.3,25.3)	(18.9,21.8)	(21.8,27.1)
30-34 years	23.8	23.8	23.0	26.2	21.1	23.7	24.1
	(23.0,24.7)	(23.0,24.7)	(21.6,24.5)	(24.5,28.0)	(19.4,22.9)	(22.1,25.3)	(21.6,26.7)
35-39 years	20.3	20.3	18.9	21.1	15.7	22.6	21.4
	(19.5,21.1)	(19.5,21.1)	(17.6,20.2)	(19.7,22.6)	(14.3,17.3)	(21.2,24.1)	(19.4,23.5)
40-44 years	10.7	10.7	9.8	11.8	6.5	12.0	12.1
	(10.2,11.3)	(10.1,11.3)	(9.1,10.6)	(10.6,13.1)	(5.5,7.7)	(11.0,13.2)	(10.5,13.9)
45 years and over	7.1	7.1	8.6	6.8	3.3	6.7	6.4
	(6.7,7.5)	(6.7,7.5)	(7.9,9.4)	(5.9,7.9)	(2.7,4.1)	(5.9,7.5)	(5.4,7.6)

NR: Not reported; cell size less than 30. * Low precision or cell size between 30 and 59.

Table 104.2
Age on Last Birthday: Spouses by Member Paygrade.

	Enlisted						Warrant Officers		Officers	
	E1-E3	E4	E5-E6	E7-E9	W1-W5	O1-O3	O4-O6			
104. What age were you on your last birthday?										
Estimated Population										
Not Applicable										
Not Responding on Item	60	669	2,041	1,079	159	496	428			
Responding on Item	30,703	89,969	281,343	122,255	13,728	59,087	70,738			
16-19 years	15.0 (13.2,17.1)	2.6 (2.1,3.2)	NR (0.0,0.0)	NR (0.0,0.0)	NR (0.0,0.0)	NR (0.0,0.0)	NR (0.0,0.0)			
20-24 years	57.2 (54.1,60.3)	50.7 (48.1,53.3)	10.5 (9.7,11.3)	NR (0.0,0.0)	NR (0.0,0.0)	7.9 (6.6,9.5)	NR (0.0,0.0)			
25-29 years	19.0 (16.8,21.6)	30.8 (28.5,33.2)	29.9 (28.3,31.6)	5.1 (4.0,6.6)	11.6 (9.6,14.0)	36.0 (33.5,38.5)	2.5* (1.8,3.4)			
30-34 years	6.1 (4.6,7.9)	10.4 (9.0,12.0)	30.8 (29.2,32.4)	22.0 (19.8,24.3)	22.5 (19.8,25.4)	33.4 (31.3,35.6)	16.3 (14.5,18.4)			
35-39 years	NR (0.0,0.0)	3.8 (2.8,5.0)	18.5 (17.3,19.7)	36.5 (34.4,38.7)	28.1 (25.5,30.8)	15.7 (14.0,17.5)	30.7 (28.0,33.6)			
40-44 years	NR (0.0,0.0)	NR (0.0,0.0)	7.0 (6.2,7.9)	22.2 (20.6,24.0)	18.3 (16.1,20.7)	4.4 (3.5,5.6)	26.3 (24.0,28.8)			
45 years and over	NR (0.0,0.0)	NR (0.0,0.0)	3.2 (2.7,3.9)	13.5 (12.3,14.7)	17.4 (15.1,20.0)	2.5* (1.8,3.4)	24.0 (21.9,26.2)			

NR: Not reported; cell size less than 30. * Low precision or cell size between 30 and 59.

Table 104.3

Age on Last Birthday: Spouses by Gender and Member Location.

104. What age were you on your last birthday?	Gender		Member Location	
	Male	Female	50 States or District of Columbia	Overseas, American Samoa, Guam, US Virgin Islands, Puerto Rico
Estimated Population				
Not Applicable				
Not Responding on Item	450	4,482	3,859	1,072
Responding on Item	58,679	609,144	569,689	98,121
16-19 years	NR (0.0,0.0)	1.2 (1.1,1.3)	1.2 (1.0,1.3)	NR (0.0,0.0)
20-24 years	10.7 (9.0,12.8)	15.2 (14.6,15.8)	14.6 (14.0,15.2)	15.7 (14.4,17.1)
25-29 years	20.8 (17.9,24.1)	22.4 (21.4,23.4)	22.0 (21.1,22.9)	23.8 (22.0,25.6)
30-34 years	19.3 (16.1,22.9)	24.3 (23.4,25.1)	23.5 (22.6,24.4)	25.7 (23.7,27.9)
35-39 years	21.4 (17.5,26.0)	20.2 (19.4,21.0)	20.5 (19.6,21.3)	19.3 (17.5,21.3)
40-44 years	13.1 (10.3,16.4)	10.5 (10.0,11.0)	10.9 (10.4,11.5)	9.5 (8.2,11.0)
45 years and over	14.3 (12.4,16.4)	6.4 (6.0,6.8)	7.4 (6.9,7.9)	5.1 (4.2,6.3)

NR: Not reported; cell size less than 30.

Table 105.1

Highest Degree or Level of School Completed: Spouses by Member Service.

105. What is the highest degree or level of school that you have completed? (MARK THE ONE ANSWER THAT DESCRIBES THE HIGHEST GRADE OR DEGREE THAT YOU HAVE COMPLETED.)

	Total	DoD					Coast Guard
		Total	Army	Navy	Marine Corps	Air Force	
Estimated Population							
Not Applicable	3,434 (1.8,2.3)	1,559 (1.8,2.7)	480 (1.8,3.0)	246 (2.1,3.6)	1,061 (1.0,1.8)	88 (0.0,0.0)	
Not Responding on Item	669,321	230,506	165,414	61,395	194,141	17,864	
Responding on Item	2.0	2.2	2.3	2.7*	1.4*	NR	
11th grade or less							
	1.3 (1.1,1.5)	1.3 (1.0,1.7)	1.5* (1.1,1.9)	1.4* (0.9,2.2)	1.1* (0.8,1.4)	NR (0.0,0.0)	
12 years of school, no diploma	19.8 (18.9,20.7)	20.8 (19.4,22.2)	19.3 (17.9,20.8)	23.1 (21.2,25.1)	17.9 (16.3,19.7)	20.4 (18.0,22.9)	
High school graduate--high school diploma or the equivalent (e.g., GED)	16.0 (15.3,16.7)	15.3 (14.1,16.5)	17.2 (15.9,18.6)	15.5 (13.8,17.3)	16.2 (14.9,17.7)	13.4 (11.5,15.5)	
Some college credit, but less than 1 year	24.0 (23.1,24.9)	24.2 (22.6,25.9)	22.5 (21.0,24.0)	26.2 (23.8,28.6)	24.4 (22.9,26.0)	24.6 (22.2,27.2)	
1 or more years of college, but no degree	11.5 (10.8,12.2)	11.5 (10.4,12.8)	11.2 (10.1,12.5)	9.7 (8.4,11.3)	12.1 (11.1,13.2)	12.6 (11.0,14.5)	
Associate degree (e.g., AA, AS)	19.1 (18.5,19.7)	18.4 (17.3,19.5)	19.9 (18.6,21.3)	16.5 (14.9,18.2)	19.8 (18.4,21.3)	21.3 (19.2,23.5)	
Bachelor's degree (e.g., BA, AB, AS)	6.4 (5.9,6.9)	6.3 (5.7,7.0)	6.2 (5.4,7.0)	4.8 (4.0,5.8)	7.2 (6.2,8.3)	5.5 (4.5,6.7)	
Master's, doctoral degree, or professional school degree (MA/MS/PhD/MD/JD/DVM)							

NR: Not reported; cell size less than 30. * Low precision or cell size between 30 and 59.

Table 105.2

Highest Degree or Level of School Completed: Spouses by Member Paygrade.

	105. What is the highest degree or level of school that you have completed? (MARK THE ONE ANSWER THAT DESCRIBES THE HIGHEST GRADE OR DEGREE THAT YOU HAVE COMPLETED.)						
	Enlisted			Warrant Officers		Officers	
	E1-E3	E4	E5-E6	E7-E9	W1-W5	O1-O3	O4-O6
Estimated Population							
Not Applicable							
Not Responding on Item	51	554	1,320	785	90	268	367
Responding on Item	30,712	90,085	282,064	122,549	13,797	59,315	70,799
11 th grade or less	3.8* (3.0,4.9)	2.8 (2.2,3.6)	2.2 (1.8,2.6)	2.6 (2.0,3.3)	1.6* (1.1,2.4)	NR (0.0,0.0)	NR (0.0,0.0)
12 years of school, no diploma	NR (0.0,0.0)	1.6* (1.0,2.3)	1.3 (1.1,1.7)	1.6* (1.2,2.2)	NR (0.0,0.0)	NR (0.0,0.0)	NR (0.0,0.0)
High school graduate--high school diploma or the equivalent (e.g., GED)	31.5 (28.7,34.5)	25.3 (22.9,27.8)	22.8 (21.4,24.4)	21.5 (19.9,23.2)	18.4 (16.4,20.5)	4.8 (3.8,6.1)	5.5 (4.3,7.1)
Some college credit, but less than 1 year	22.9 (20.5,25.5)	22.5 (20.5,24.6)	17.6 (16.3,19.0)	17.2 (15.6,18.8)	16.5 (14.5,18.8)	5.4 (4.4,6.8)	5.0 (3.9,6.3)
1 or more years of college, but no degree	26.1 (23.8,28.5)	29.7 (27.6,31.9)	27.0 (25.5,28.6)	22.7 (20.9,24.5)	23.0 (20.3,25.8)	15.7 (14.0,17.5)	13.4 (11.9,15.2)
Associate degree (e.g., AA, AS)	6.9 (5.4,8.7)	8.5 (7.3,9.9)	13.2 (12.0,14.5)	13.2 (11.9,14.6)	15.2 (13.2,17.4)	8.5 (7.2,9.9)	9.3 (7.9,11.0)
Bachelor's degree (e.g., BA, AB, AS)	5.7 (4.3,7.6)	8.3 (7.1,9.7)	13.0 (12.0,14.0)	17.7 (16.1,19.4)	18.8 (16.2,21.7)	47.7 (44.9,50.6)	41.3 (39.1,43.6)
Master's, doctoral degree, or professional school degree (MA/MS/PhD/MD/JD/DVM)	NR (0.0,0.0)	NR (0.0,0.0)	2.9 (2.4,3.4)	3.7 (3.0,4.6)	5.2 (4.1,6.6)	17.4 (15.4,19.6)	24.6 (22.0,27.3)

NR: Not reported; cell size less than 30. * Low precision or cell size between 30 and 59.

Table 105.3
Highest Degree or Level of School Completed: Spouses by Gender and Member Location.

	Gender		Member Location		
	Male	Female	50 States or District of Columbia	Overseas, American Samoa, Guam, US Virgin Islands, Puerto Rico	
105. What is the highest degree or level of school that you have completed? (MARK THE ONE ANSWER THAT DESCRIBES THE HIGHEST GRADE OR DEGREE THAT YOU HAVE COMPLETED.)					
Estimated Population					
Not Applicable					
Not Responding on Item	214	3,221	2,686	748	
Responding on Item	58,915	610,405	570,862	98,445	
11th grade or less	NR (0.0,0.0)	2.2 (1.9,2.4)	2.1 (1.8,2.3)	1.9* (1.4,2.6)	
12 years of school, no diploma	NR (0.0,0.0)	1.3 (1.1,1.6)	1.2 (1.0,1.4)	1.8* (1.3,2.5)	
High school graduate--high school diploma or the equivalent (e.g., GED)	14.2 (11.8,17.0)	20.3 (19.4,21.3)	19.8 (18.9,20.9)	19.6 (17.5,21.8)	
Some college credit, but less than 1 year	23.3 (19.6,27.5)	15.3 (14.6,16.0)	16.0 (15.2,16.8)	16.0 (14.2,17.9)	
1 or more years of college, but no degree	25.9 (22.8,29.3)	23.8 (22.9,24.8)	24.1 (23.0,25.1)	23.7 (21.7,25.8)	
Associate degree (e.g., AA, AS)	9.2 (7.4,11.5)	11.7 (11.1,12.4)	11.3 (10.6,12.1)	12.4 (10.9,14.0)	
Bachelor's degree (e.g., BA, AB, AS)	16.1 (13.6,19.0)	19.4 (18.7,20.0)	19.2 (18.5,19.9)	18.6 (17.0,20.2)	
Master's, doctoral degree, or professional school degree (MA/MS/PhD/MID/DVM)	9.8 (8.3,11.7)	6.0 (5.6,6.5)	6.4 (5.9,6.9)	6.2 (5.1,7.5)	

NR: Not reported; cell size less than 30. * Low precision or cell size between 30 and 59.

Table 106.1

Type of Non-Military School Attending: Spouses by Member Service.

	Total	DoD					Coast Guard
		Army	Navy	Marine Corps	Air Force		
Estimated Population							
Not Applicable	--	--	--	--	--	--	--
Not Responding on Item†	672,755	232,065	165,894	61,641	195,202	17,952	
Responding on Item	76.1	76.1	77.1	74.3	75.9	79.8	
Does not apply, I do not attend school	(75.1,77.2)	(74.0,78.1)	(75.4,78.7)	(72.2,76.3)	(74.4,77.3)	(77.4,82.0)	
Vocational, trade, business, or other career training school	2.6	2.7	2.5	2.5*	2.5	NR	
	(2.3,2.9)	(2.1,3.3)	(2.0,3.3)	(1.9,3.4)	(1.9,3.1)	(0.0,0.0)	
Junior or community college (2-year)	5.4	5.4	5.5	7.3	4.9	4.5	
	(4.9,6.1)	(3.9,7.3)	(4.8,6.4)	(5.9,9.0)	(4.2,5.8)	(3.4,5.9)	
Four-year college or university	6.4	6.6	4.7	6.8	7.7	4.0*	
	(5.8,7.0)	(5.6,7.7)	(3.9,5.8)	(5.7,8.0)	(6.7,8.8)	(3.0,5.5)	
Graduate or professional school	2.7	2.7	2.2	2.4	3.2	2.9*	
	(2.4,3.1)	(2.2,3.4)	(1.7,2.8)	(1.8,3.1)	(2.6,4.1)	(2.1,4.0)	
Other	1.7	2.3	1.8	1.4*	1.1*	NR	
	(1.5,2.0)	(1.7,3.0)	(1.4,2.3)	(1.0,2.1)	(0.7,1.6)	(0.0,0.0)	

NR: Not reported; cell size less than 30. * Low precision or cell size between 30 and 59.

† Items in this question are coded as marked or not marked. Nonresponse to item cannot be determined.

Table 106.2

Type of Non-Military School Attending: Spouses by Member Paygrade.

	Enlisted						Warrant Officers		Officers	
	E1-E3	E4	E5-E6	E7-E9	W1-W5	O1-O3	O4-O6			
Estimated Population										
Not Applicable	--	--	--	--	--	--	--	--	--	
Not Responding on Item†	30,763	90,639	283,384	123,334	13,887	59,583	71,166			
Responding on Item	75.6 (72.8,78.3)	72.5 (69.9,74.9)	75.0 (73.2,76.7)	77.2 (75.3,79.1)	77.4 (74.0,80.5)	77.1 (74.5,79.4)	83.4 (81.4,85.3)			
Does not apply, I do not attend school										
Vocational, trade, business, or other career training school	3.4* (2.5,4.4)	4.2 (3.2,5.6)	2.9 (2.4,3.4)	2.3 (1.7,2.9)	NR (0.0,0.0)	NR (0.0,0.0)	NR (0.0,0.0)			
Junior or community college (2-year)	7.7 (6.0,9.7)	8.2 (6.9,9.7)	6.3 (5.2,7.5)	4.6 (3.5,6.0)	5.3 (3.6,7.7)	3.3 (2.5,4.4)	NR (0.0,0.0)			
Four-year college or university	6.4 (5.1,7.9)	8.1 (6.6,9.9)	7.5 (6.4,8.8)	5.4 (4.7,6.3)	5.9 (4.4,7.8)	4.6 (3.6,5.9)	3.1* (2.3,4.1)			
Graduate or professional school	NR (0.0,0.0)	NR (0.0,0.0)	1.9 (1.5,2.3)	2.8 (2.1,3.8)	2.3* (1.6,3.2)	7.2 (5.8,9.0)	4.3 (3.2,5.7)			
Other	NR (0.0,0.0)	1.9* (1.3,2.9)	2.0 (1.5,2.6)	1.6* (1.2,2.2)	NR (0.0,0.0)	NR (0.0,0.0)	NR (0.0,0.0)			

NR: Not reported; cell size less than 30. * Low precision or cell size between 30 and 59.

† Items in this question are coded as marked or not marked. Nonresponse to item cannot be determined.

Table 106.3

Type of Non-Military School Attending: Spouses by Gender and Member Location.

	Gender		Member Location	
	Male	Female	50 States or District of Columbia	Overseas, American Samoa, Guam, US Virgin Islands, Puerto Rico
106. If you are now attending a non-military school, what kind of school is it? (MARK ALL THAT APPLY.)				
Estimated Population				
Not Applicable	--	--	--	--
Not Responding on Item†	59,129	613,626	573,548	99,193
Responding on Item				
Does not apply, I do not attend school	72.1 (68.7,75.3)	76.6 (75.7,77.5)	76.5 (75.3,77.6)	74.8 (72.8,76.8)
Vocational, trade, business, or other career training school	2.6* (1.7,3.8)	2.5 (2.2,2.8)	2.6 (2.3,2.9)	2.3* (1.5,3.3)
Junior or community college (2-year)	5.7* (3.9,8.2)	5.4 (4.9,6.0)	5.8 (5.2,6.6)	3.2 (2.5,4.3)
Four-year college or university	7.5 (5.9,9.5)	6.3 (5.7,6.9)	5.8 (5.3,6.5)	9.6 (8.2,11.3)
Graduate or professional school	4.2* (3.1,5.7)	2.6 (2.2,2.9)	2.6 (2.3,3.0)	3.2 (2.5,4.2)
Other	NR (0.0,0.0)	1.7 (1.4,2.0)	1.6 (1.4,1.9)	2.2* (1.6,3.0)

NR: Not reported; cell size less than 30. * Low precision or cell size between 30 and 59.

† Items in this question are coded as marked or not marked. Nonresponse to item cannot be determined.

Table 107.1
Citizenship: Spouses by Member Service.

	Total	DoD					Coast Guard
		Army	Navy	Marine Corps	Air Force		
Estimated Population							
Not Applicable							
Not Responding on Item	3,260	1,421	537	149	1,089	64	
Responding on Item	669,495	230,644	165,357	61,492	194,114	17,888	
Yes, born in the United States	82.7 (82.0,83.4)	81.5 (80.3,82.6)	79.2 (77.7,80.6)	85.9 (84.0,87.7)	85.3 (83.7,86.7)	91.3 (89.7,92.6)	
Yes, born in Puerto Rico, Guam, the US Virgin Islands, or Northern Marianas	1.7 (1.5,1.9)	2.9 (2.5,3.3)	1.4* (1.0,1.8)	NR (0.0,0.0)	NR (0.0,0.0)	2.2* (1.5,3.1)	
Yes, born abroad of American parent or parents	2.3 (2.0,2.6)	2.4 (2.0,2.8)	1.7* (1.1,2.7)	1.6* (1.1,2.3)	3.0 (2.4,3.8)	NR (0.0,0.0)	
Yes, a US citizen by naturalization	6.1 (5.7,6.6)	5.4 (4.8,6.1)	9.1 (8.1,10.2)	4.9 (4.1,6.0)	5.1 (4.4,6.1)	2.4* (1.8,3.3)	
No, not a citizen of the United States	7.2 (6.8,7.8)	7.9 (7.1,8.7)	8.6 (7.7,9.6)	6.9 (5.7,8.4)	5.8 (4.9,6.8)	3.3* (2.4,4.5)	

NR: Not reported; cell size less than 30. * Low precision or cell size between 30 and 59.

Table 107.2
Citizenship: Spouses by Member Paygrade.

	Enlisted						Warrant Officers		Officers	
	E1-E3	E4	E5-E6	E7-E9	W1-W5	O1-O3	O4-O6			
Estimated Population										
Not Applicable										
Not Responding on Item	79	900	770	774	72	353	311			
Responding on Item	30,684	89,739	282,613	122,559	13,815	59,230	70,855			
Yes, born in the United States	89.3 (87.5,90.9)	85.5 (83.3,87.4)	80.7 (79.5,81.9)	77.1 (75.5,78.6)	82.5 (80.1,84.8)	89.5 (87.7,91.1)	88.2 (86.2,89.9)			
Yes, born in Puerto Rico, Guam, the US Virgin Islands, or Northern Marianas	NR (0.0,0.0)	2.2* (1.7,2.9)	1.7 (1.3,2.1)	2.2* (1.7,2.8)	NR (0.0,0.0)	NR (0.0,0.0)	NR (0.0,0.0)			
Yes, born abroad of American parent or parents	NR (0.0,0.0)	2.3* (1.6,3.4)	2.4 (1.9,3.0)	2.2* (1.7,2.8)	NR (0.0,0.0)	1.9* (1.3,2.9)	2.7* (1.9,3.8)			
Yes, a US citizen by naturalization	NR (0.0,0.0)	2.6 (2.0,3.5)	6.6 (5.9,7.4)	10.4 (9.3,11.6)	7.5 (6.1,9.3)	3.8 (2.9,4.9)	4.7 (3.8,6.0)			
No, not a citizen of the United States	5.3 (4.1,6.8)	7.3 (6.0,9.0)	8.7 (7.8,9.7)	8.2 (7.2,9.4)	6.5 (5.1,8.4)	3.7 (2.9,4.7)	3.7 (2.8,5.0)			

NR: Not reported; cell size less than 30. * Low precision or cell size between 30 and 59.

Table 107.3
Citizenship: Spouses by Gender and Member Location.

	Gender		Member Location	
	Male	Female	50 States or District of Columbia	Overseas, American Samoa, Guam, US Virgin Islands, Puerto Rico
107. Are you a citizen of the United States?				
Estimated Population				
Not Applicable				
Not Responding on Item	512	2,747	2,419	841
Responding on Item	58,617	610,879	571,129	98,352
Yes, born in the United States	88.4 (85.6,90.8)	82.1 (81.4,82.8)	85.0 (84.3,85.7)	69.2 (66.7,71.6)
Yes, born in Puerto Rico, Guam, the US Virgin Islands, or Northern Marianas	NR (0.0,0.0)	1.6 (1.4,1.8)	1.5 (1.3,1.7)	2.9 (2.2,3.8)
Yes, born abroad of American parent or parents	NR (0.0,0.0)	2.2 (1.9,2.6)	2.2 (1.9,2.6)	2.6* (2.0,3.4)
Yes, a US citizen by naturalization	4.6* (3.2,6.5)	6.3 (5.8,6.7)	5.5 (5.1,6.0)	9.6 (8.4,11.0)
No, not a citizen of the United States	NR (0.0,0.0)	7.8 (7.3,8.3)	5.8 (5.3,6.3)	15.7 (13.8,17.8)

NR: Not reported; cell size less than 30. * Low precision or cell size between 30 and 59.

Table 108.1
English as a Second Language: Spouses by Member Service.

	Total	DoD					Coast Guard
		Total	Army	Navy	Marine Corps	Air Force	
Estimated Population							
Not Applicable	3,624	1,348	764	289	1,119	105	
Not Responding on Item	669,130	230,717	165,130	61,352	194,083	17,847	
Responding on Item	14.1	15.9	17.6	11.6	10.3	7.3	
Yes	(13.5,14.7)	(14.8,17.1)	(16.3,19.0)	(10.1,13.3)	(9.2,11.6)	(5.9,9.0)	
No	85.9	84.1	82.4	88.4	89.7	92.7	
	(85.3,86.5)	(83.0,85.2)	(81.0,83.8)	(86.7,90.0)	(88.4,90.8)	(91.0,94.1)	

Table 108.2
English as a Second Language: Spouses by Member Paygrade.

	Enlisted						Warrant Officers	Officers
	E1-E3	E4	E5-E6	E7-E9	W1-W5	O1-O3		
Estimated Population								
Not Applicable								
Not Responding on Item	170	485	1,357	872	117	361	261	
Responding on Item	30,592	90,154	282,026	122,461	13,770	59,222	70,905	
Yes	8.7 (7.3,10.4)	12.7 (10.9,14.9)	16.3 (15.3,17.3)	18.2 (16.7,19.8)	15.7 (13.4,18.2)	7.6 (6.4,8.9)	7.6 (6.4,9.0)	
No	91.3 (89.6,92.7)	87.3 (85.2,89.2)	83.8 (82.7,84.8)	81.8 (80.2,83.3)	84.4 (81.9,86.6)	92.5 (91.1,93.6)	92.5 (91.0,93.7)	

Table 108.3

English as a Second Language: Spouses by Gender and Member Location.

	Gender		Member Location		
	Male	Female	50 States or District of Columbia	Guam, US Virgin Islands, Puerto Rico	Overseas, American Samoa,
108. Is English a second language for you?					
Estimated Population					
Not Applicable					
Not Responding on Item	270	3,355	2,863	761	
Responding on Item	58,859	610,271	570,685	98,432	
Yes	7.9 (5.2,11.8)	14.7 (14.1,15.3)	12.2 (11.6,12.8)	25.2 (23.2,27.2)	
No	92.1 (88.2,94.8)	85.3 (84.7,85.9)	87.8 (87.2,88.4)	74.8 (72.8,76.8)	

Table 109-110.1

Hispanic or Latino and Race: Spouses by Member Service.

	Total	DoD					Coast Guard
		Total	Army	Navy	Marine Corps	Air Force	
Estimated Population							
Not Applicable	15,012						
Not Responding on Item	657,743	14,657	5,464	3,758	1,492	3,943	355
Responding on Item		640,146	226,601	162,136	60,149	191,259	17,597
Hispanic or Latino							
American Indian or Alaska Native	NR (0.0,0.0)	NR (0.0,0.0)	NR (0.0,0.0)	NR (0.0,0.0)	NR (0.0,0.0)	NR (0.0,0.0)	NR (0.0,0.0)
Asian	0.2* (0.1,0.3)	NR (0.0,0.0)	NR (0.0,0.0)	NR (0.0,0.0)	NR (0.0,0.0)	NR (0.0,0.0)	NR (0.0,0.0)
Black or African American	NR (0.0,0.0)	NR (0.0,0.0)	NR (0.0,0.0)	NR (0.0,0.0)	NR (0.0,0.0)	NR (0.0,0.0)	NR (0.0,0.0)
Native Hawaiian or Other Pacific Islander	NR (0.0,0.0)	NR (0.0,0.0)	NR (0.0,0.0)	NR (0.0,0.0)	NR (0.0,0.0)	NR (0.0,0.0)	NR (0.0,0.0)
White	2.6 (2.3,2.9)	2.6 (2.3,2.9)	2.7 (2.3,3.2)	2.9 (2.0,4.1)	2.2 (1.8,2.8)	2.2 (1.8,2.8)	3.0* (2.1,4.3)
Other Race Alone	4.2 (3.8,4.6)	4.2 (3.9,4.6)	5.8 (5.1,6.5)	3.0 (2.4,3.7)	6.7 (5.5,8.1)	2.7 (2.1,3.6)	2.2* (1.5,3.3)
Individuals reporting more than one race	0.5 (0.4,0.7)	0.6 (0.4,0.7)	0.6* (0.4,0.8)	NR (0.0,0.0)	NR (0.0,0.0)	NR (0.0,0.0)	NR (0.0,0.0)
Unknown Race	1.6 (1.4,1.9)	1.6 (1.4,1.9)	1.9 (1.5,2.4)	1.4* (1.0,1.9)	2.0* (1.4,2.8)	1.4* (1.0,2.0)	NR (0.0,0.0)

NR: Not reported; cell size less than 30. * Low precision or cell size between 30 and 59.

Table 109-110.1 (continued)
Hispanic or Latino and Race: Spouses by Member Service.

	Total	DoD					Coast Guard
		Army	Navy	Marine Corps	Air Force		
Estimated Population							
Not Applicable	15,012	5,464	3,758	1,492	3,943	355	
Not Responding on Item							
Responding on Item	657,743	226,601	162,136	60,149	191,259	17,597	
Not Hispanic or Latino							
American Indian or Alaska Native	0.6 (0.5,0.8)	0.9* (0.7,1.3)	NR (0.0,0.0)	NR (0.0,0.0)	NR (0.0,0.0)	NR (0.0,0.0)	
Asian	6.9 (6.5,7.3)	3.7 (3.1,4.3)	13.1 (12.0,14.2)	5.5 (4.5,6.7)	6.3 (5.4,7.2)	2.6* (1.9,3.7)	
Black or African American	11.8 (11.2,12.4)	16.6 (15.2,18.1)	10.9 (9.7,12.3)	10.5 (8.9,12.2)	8.0 (7.1,8.9)	4.3* (3.1,6.0)	
Native Hawaiian or Other Pacific Islander	0.5 (0.4,0.6)	NR (0.0,0.0)	NR (0.0,0.0)	NR (0.0,0.0)	NR (0.0,0.0)	NR (0.0,0.0)	
White	67.0 (66.1,67.8)	62.5 (60.9,64.1)	62.8 (61.0,64.5)	66.1 (63.5,68.7)	74.7 (73.3,76.0)	82.0 (79.9,84.0)	
Some Other Race	1.6 (1.4,1.8)	2.1 (1.7,2.6)	1.1* (0.8,1.6)	NR (0.0,0.0)	1.5* (1.1,2.0)	NR (0.0,0.0)	
American Indian or Alaska Native and White	0.9 (0.8,1.1)	1.1* (0.8,1.4)	0.8* (0.6,1.2)	NR (0.0,0.0)	NR (0.0,0.0)	NR (0.0,0.0)	
Asian and White	0.4 (0.3,0.6)	NR (0.0,0.0)	NR (0.0,0.0)	NR (0.0,0.0)	NR (0.0,0.0)	NR (0.0,0.0)	
Black or African American and White	NR (0.0,0.0)	NR (0.0,0.0)	NR (0.0,0.0)	NR (0.0,0.0)	NR (0.0,0.0)	NR (0.0,0.0)	

NR: Not reported; cell size less than 30. * Low precision or cell size between 30 and 59.

Table 109-110.1 (continued)
Hispanic or Latino and Race: Spouses by Member Service.

	Total	DoD					Coast Guard
		Army	Navy	Marine Corps	Air Force		
109. Are you Spanish/Hispanic/Latino? (MARK "No" IF NOT SPANISH/HISPANIC/LATINO.)							
110. What is your race? (MARK ONE OR MORE RACES TO INDICATE WHAT YOU CONSIDER YOURSELF TO BE.)							
Estimated Population							
Not Applicable	15,012	5,464	3,758	1,492	3,943	355	
Not Responding on Item	657,743	226,601	162,136	60,149	191,259	17,597	
Not Hispanic or Latino							
American Indian or Alaska Native and Black or African American	NR (0.0,0.0)	NR (0.0,0.0)	NR (0.0,0.0)	NR (0.0,0.0)	NR (0.0,0.0)	NR (0.0,0.0)	NR (0.0,0.0)
Balance of individuals reporting more than one race	0.8 (0.6,1.0)	1.0* (0.7,1.3)	0.9* (0.6,1.3)	NR (0.0,0.0)	NR (0.0,0.0)	NR (0.0,0.0)	NR (0.0,0.0)

NR: Not reported; cell size less than 30. * Low precision or cell size between 30 and 59.

Table 109-110.2

Hispanic or Latino and Race: Spouses by Member Paygrade.

		Enlisted				Warrant Officers	Officers	
		E1-E3	E4	E5-E6	E7-E9	W1-W5	O1-O3	O4-O6
Estimated Population								
Not Applicable								
Not Responding on Item		371	1,866	6,728	3,476	259	777	1,534
Responding on Item		30,391	88,773	276,656	119,857	13,628	58,806	69,632
Hispanic or Latino								
American Indian or Alaska Native		NR (0.0,0.0)	NR (0.0,0.0)	NR (0.0,0.0)	NR (0.0,0.0)	NR (0.0,0.0)	NR (0.0,0.0)	NR (0.0,0.0)
Asian		NR (0.0,0.0)	NR (0.0,0.0)	NR (0.0,0.0)	NR (0.0,0.0)	NR (0.0,0.0)	NR (0.0,0.0)	NR (0.0,0.0)
Black or African American		NR (0.0,0.0)	NR (0.0,0.0)	NR (0.0,0.0)	NR (0.0,0.0)	NR (0.0,0.0)	NR (0.0,0.0)	NR (0.0,0.0)
Native Hawaiian or Other Pacific Islander		NR (0.0,0.0)	NR (0.0,0.0)	NR (0.0,0.0)	NR (0.0,0.0)	NR (0.0,0.0)	NR (0.0,0.0)	NR (0.0,0.0)
White		NR (0.0,0.0)	2.4* (1.7,3.3)	2.6 (2.1,3.3)	2.5 (2.0,3.2)	3.8* (2.6,5.5)	2.9* (2.3,3.8)	2.5* (1.9,3.4)
Some Other Race		8.3 (6.6,10.4)	6.9 (5.8,8.1)	4.4 (3.8,5.1)	3.7 (2.9,4.6)	2.9* (1.9,4.4)	2.1* (1.4,3.2)	NR (0.0,0.0)
Individuals reporting more than one race		NR (0.0,0.0)	NR (0.0,0.0)	NR (0.0,0.0)	NR (0.0,0.0)	NR (0.0,0.0)	NR (0.0,0.0)	NR (0.0,0.0)
Individuals reporting more than one race		2.3* (1.6,3.2)	2.1* (1.6,3.0)	1.8 (1.4,2.2)	1.9* (1.4,2.7)	NR (0.0,0.0)	NR (0.0,0.0)	NR (0.0,0.0)

NR: Not reported; cell size less than 30. * Low precision or cell size between 30 and 59.

Table 109-110.2 (continued)

Hispanic or Latino and Race: Spouses by Member Paygrade.

	Enlisted					Warrant Officers	Officers	
	E1-E3	E4	E5-E6	E7-E9	W1-W5		O1-O3	O4-O6
109. Are you Spanish/Hispanic/Latino? (MARK "No" IF NOT SPANISH/ HISPANIC/LATINO.)								
110. What is your race? (MARK ONE OR MORE RACES TO INDICATE WHAT YOU CONSIDER YOURSELF TO BE.)								
Estimated Population								
Not Applicable								
Not Responding on Item	371	1,866	6,728	3,476	259	777	1,534	
Responding on Item	30,391	88,773	276,656	119,857	13,628	58,806	69,632	
Not Hispanic or Latino								
American Indian or Alaska Native	NR (0.0,0.0)	NR (0.0,0.0)	0.7* (0.5,1.0)	NR (0.0,0.0)	NR (0.0,0.0)	NR (0.0,0.0)	NR (0.0,0.0)	NR (0.0,0.0)
Asian	3.0* (2.2,4.1)	4.8 (3.9,6.1)	7.9 (7.2,8.7)	10.1 (9.0,11.4)	5.9 (4.6,7.6)	4.2 (3.3,5.3)	4.0 (3.0,5.2)	NR (0.0,0.0)
Black or African American	11.6 (9.9,13.6)	10.8 (9.2,12.5)	14.7 (13.6,15.8)	13.9 (12.3,15.6)	8.7 (7.2,10.5)	4.8 (3.8,5.9)	4.9 (3.9,6.1)	NR (0.0,0.0)
Native Hawaiian or Other Pacific Islander	NR (0.0,0.0)	NR (0.0,0.0)	NR (0.0,0.0)	NR (0.0,0.0)	NR (0.0,0.0)	NR (0.0,0.0)	NR (0.0,0.0)	NR (0.0,0.0)
White	63.6 (60.7,66.3)	65.1 (62.3,67.9)	61.9 (60.4,63.3)	62.9 (61.1,64.8)	72.0 (68.7,75.1)	81.6 (79.6,83.4)	84.6 (82.4,86.7)	NR (0.0,0.0)
Some Other Race	NR (0.0,0.0)	NR (0.0,0.0)	2.0 (1.6,2.5)	1.2* (0.8,1.7)	NR (0.0,0.0)	NR (0.0,0.0)	NR (0.0,0.0)	NR (0.0,0.0)
American Indian or Alaska Native and White	NR (0.0,0.0)	NR (0.0,0.0)	1.0* (0.7,1.3)	NR (0.0,0.0)	NR (0.0,0.0)	NR (0.0,0.0)	NR (0.0,0.0)	NR (0.0,0.0)
Asian and White	NR (0.0,0.0)	NR (0.0,0.0)	NR (0.0,0.0)	NR (0.0,0.0)	NR (0.0,0.0)	NR (0.0,0.0)	NR (0.0,0.0)	NR (0.0,0.0)
Black or African American and White	NR (0.0,0.0)	NR (0.0,0.0)	NR (0.0,0.0)	NR (0.0,0.0)	NR (0.0,0.0)	NR (0.0,0.0)	NR (0.0,0.0)	NR (0.0,0.0)

NR: Not reported; cell size less than 30. * Low precision or cell size between 30 and 59.

Table 109-110.2 (continued)
Hispanic or Latino and Race: Spouses by Member Paygrade.

	Enlisted						Warrant Officers		Officers	
	E1-E3	E4	E5-E6	E7-E9	W1-W5	O1-O3	O4-O6			
109. Are you Spanish/Hispanic/Latino? (MARK "No" IF NOT SPANISH/ HISPANIC/LATINO.)										
110. What is your race? (MARK ONE OR MORE RACES TO INDICATE WHAT YOU CONSIDER YOURSELF TO BE.)										
Estimated Population										
Not Applicable										
Not Responding on Item	371	1,866	6,728	3,476	259	777	1,534			
Responding on Item	30,391	88,773	276,656	119,857	13,628	58,806	69,632			
Not Hispanic or Latino										
American Indian or Alaska Native and	NR	NR	NR	NR	NR	NR	NR	NR	NR	
Black or African American	(0.0,0.0)	(0.0,0.0)	(0.0,0.0)	(0.0,0.0)	(0.0,0.0)	(0.0,0.0)	(0.0,0.0)	(0.0,0.0)	(0.0,0.0)	
Balance of individuals reporting more than one race	NR	NR	0.8*	NR	NR	NR	NR	NR	NR	
	(0.0,0.0)	(0.0,0.0)	(0.6,1.1)	(0.0,0.0)	(0.0,0.0)	(0.0,0.0)	(0.0,0.0)	(0.0,0.0)	(0.0,0.0)	

NR: Not reported; cell size less than 30. * Low precision or cell size between 30 and 59.

Table 109-110.3

Hispanic or Latino and Race: Spouses by Gender and Member Location.

	Gender		Location	
	Male	Female	50 States or District of Columbia	Overseas, American Samoa, Guam, US Virgin Islands, Puerto Rico
109. Are you Spanish/Hispanic/Latino? (MARK "No" IF NOT SPANISH/ HISPANIC/LATINO.)				
110. What is your race? (MARK ONE OR MORE RACES TO INDICATE WHAT YOU CONSIDER YOURSELF TO BE.)				
Estimated Population				
Not Applicable				
Not Responding on Item	1,520	13,492	12,143	2,869
Responding on Item	57,608	600,134	561,405	96,324
Hispanic or Latino				
American Indian or Alaska Native	NR (0.0,0.0)	NR (0.0,0.0)	NR (0.0,0.0)	NR (0.0,0.0)
Asian	NR (0.0,0.0)	0.2* (0.1,0.3)	NR (0.0,0.0)	NR (0.0,0.0)
Black or African American	NR (0.0,0.0)	NR (0.0,0.0)	NR (0.0,0.0)	NR (0.0,0.0)
Native Hawaiian or Other Pacific Islander	NR (0.0,0.0)	NR (0.0,0.0)	NR (0.0,0.0)	NR (0.0,0.0)
White	3.8* (1.9,7.4)	2.5 (2.3,2.7)	2.6 (2.2,2.9)	2.8 (2.1,3.8)
Some Other Race	NR (0.0,0.0)	4.3 (3.9,4.7)	3.9 (3.6,4.3)	5.7 (4.6,7.0)
Individuals reporting more than one race	NR (0.0,0.0)	0.6 (0.5,0.7)	0.6 (0.4,0.7)	NR (0.0,0.0)
Individuals reporting more than one race	NR (0.0,0.0)	1.7 (1.4,2.0)	1.6 (1.3,1.8)	1.9* (1.4,2.7)

NR: Not reported; cell size less than 30. * Low precision or cell size between 30 and 59.

Table 109-110.3 (continued)

Hispanic or Latino and Race: Spouses by Gender and Member Location.

	Gender		Location		
	Male	Female	50 States or District of Columbia	Overseas, American Samoa, Guam, US Virgin Islands, Puerto Rico	
109. Are you Spanish/Hispanic/Latino? (MARK "No" IF NOT SPANISH/ HISPANIC/LATINO.)					
110. What is your race? (MARK ONE OR MORE RACES TO INDICATE WHAT YOU CONSIDER YOURSELF TO BE.)					
Estimated Population					
Not Applicable					
Not Responding on Item	1,520	13,492	12,143	2,869	
Responding on Item	57,608	600,134	561,405	96,324	
Not Hispanic or Latino					
American Indian or Alaska Native	NR (0.0,0.0)	0.6 (0.5,0.8)	0.6 (0.5,0.7)	NR (0.0,0.0)	
Asian	NR (0.0,0.0)	7.4 (6.9,7.8)	5.9 (5.4,6.3)	12.8 (11.2,14.6)	
Black or African American	22.1 (18.6,26.1)	10.8 (10.3,11.4)	11.7 (11.1,12.3)	12.6 (10.5,14.9)	
Native Hawaiian or Other Pacific Islander	NR (0.0,0.0)	0.5 (0.4,0.7)	0.5 (0.4,0.6)	NR (0.0,0.0)	
White	61.8 (57.9,65.6)	67.5 (66.6,68.3)	68.6 (67.8,69.4)	57.4 (54.7,60.1)	
Some Other Race	NR (0.0,0.0)	1.6 (1.4,1.8)	1.5 (1.3,1.7)	2.2* (1.6,2.9)	
American Indian or Alaska Native and White	NR (0.0,0.0)	0.9 (0.8,1.1)	0.9 (0.8,1.1)	NR (0.0,0.0)	
Asian and White	NR (0.0,0.0)	0.4 (0.3,0.6)	0.4 (0.3,0.6)	NR (0.0,0.0)	
Black or African American and White	NR (0.0,0.0)	NR (0.0,0.0)	NR (0.0,0.0)	NR (0.0,0.0)	

NR: Not reported; cell size less than 30. * Low precision or cell size between 30 and 59.

Table 109-110.3 (continued)

Hispanic or Latino and Race: Spouses by Gender and Member Location.

	Gender		Location		
	Male	Female	50 States or District of Columbia	Overseas, American Samoa, Guam, US Virgin Islands, Puerto Rico	
109. Are you Spanish/Hispanic/Latino? (MARK "No" IF NOT SPANISH/ HISPANIC/LATINO.)					
110. What is your race? (MARK ONE OR MORE RACES TO INDICATE WHAT YOU CONSIDER YOURSELF TO BE.)					
Estimated Population					
Not Applicable					
Not Responding on Item	1,520	13,492	12,143	2,869	
Responding on Item	57,608	600,134	561,405	96,324	
Not Hispanic or Latino					
American Indian or Alaska Native and Black or African American	NR (0.0,0.0)	NR (0.0,0.0)	NR (0.0,0.0)	NR (0.0,0.0)	
Balance of individuals reporting more than one race	NR (0.0,0.0)	0.7 (0.6,0.9)	0.9 (0.7,1.1)	NR (0.0,0.0)	


NR: Not reported; cell size less than 30.

Appendix A

**1999 Survey of Spouses of Active Duty Personnel
(Form B)**

1999 Survey of Spouses of Active Duty Personnel

Form B



DMDC Survey No. 99-0002

DEFENSE MANPOWER DATA CENTER
ATTN: SURVEY PROCESSING CENTER
DATA RECOGNITION CORPORATION
5900 BAKER ROAD
MINNETONKA, MINNESOTA 55345-5967

PLEASE DO NOT WRITE IN THE AREA BELOW



SERIAL #

PRIVACY NOTICE

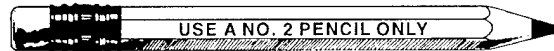
In accordance with the Privacy Act of 1974 (Public Law 93-579), this notice informs you of the purpose of the survey and how the findings will be used. Please read it carefully.

AUTHORITY: 10 U.S.C. 136, 10 U.S.C. 1782, and 10 U.S.C. 2358

PRINCIPAL PURPOSE: Information collected in this survey will be used to assess attitudes and perceptions of military life. This information will assist in improving policies and programs that benefit military families.

ROUTINE USES: Reports will be provided to the Secretaries of Defense and Transportation, and each Military Service. Findings will be used in reports and provided to Congress. Some findings may be published by the Defense Manpower Data Center (DMDC) or professional journals, or reported in manuscripts presented at conferences, symposia, and scientific meetings. In no case will the data be reported or used for identifiable individual(s).

DISCLOSURE: Providing information on this survey is voluntary. There is no penalty if you choose not to respond. However, maximum participation is encouraged so that the data will be complete and representative. Your survey instrument will be treated as confidential. Identifying information will be used only by persons engaged in, and for the purposes of, the survey. Only group statistics will be reported.



THIS IS NOT A TEST, SO TAKE YOUR TIME.

SELECT ANSWERS THAT BEST FIT YOU.

MARK ONLY ONE ANSWER FOR EACH QUESTION
UNLESS THE QUESTION SAYS TO MARK ALL THAT APPLY.

- MAKE HEAVY BLACK MARKS THAT FILL THE RESPONSE CIRCLES.
- DO NOT MAKE ANY MARKS OUTSIDE OF THE RESPONSE CIRCLES OR WRITE-IN BOXES.
- IF YOU CHANGE YOUR MIND, ERASE OLD MARKS COMPLETELY.
- DO NOT USE INK, BALL-POINT, OR FELT TIP PENS.

RIGHT MARK ○ ● ○ ○

WRONG MARKS

CURRENT LOCATION

1. Where do you live?

- In one of the 50 States or the District of Columbia
- In American Samoa, Guam, U.S. Virgin Islands or Puerto Rico
- Overseas

In this survey, "permanent duty station" is considered your spouse's permanent post, base, port, or other duty location, such as, a recruiting station.

2. Are you and/or your family members (child, children, or other legal dependents) with your spouse at his/her permanent duty station?

- Yes ⇒ Go to Question 4
- No

3. Why didn't you and/or your family members accompany your spouse to his/her permanent duty station? (MARK ALL THAT APPLY.)

- Legal separation or divorce from spouse
- Temporarily unaccompanied (join spouse later)
- Permanently unaccompanied because it was required for his/her authorization/billet
- Permanently unaccompanied because family members were not command sponsored (overseas tour)
- Permanently unaccompanied because household goods move was not authorized with PCS orders
- My career
- My education
- Child's/children's education
- Health or illness of family member
- Eldercare responsibilities
- Other (specify):

4. Which of the following best describes where you live?

- Military family housing, on base
- Military family housing, off base
- Civilian housing that I own or pay mortgage on
- Military or civilian housing that I rent, off base
- Other

5. How long have you lived at your current residence?

- Less than one month
- 1-3 months
- 4-6 months
- 7-9 months
- 10-12 months
- More than a year

6. How satisfied are you with the following characteristics of your current residence and community?

	Very dissatisfied	Dissatisfied	Neither satisfied nor dissatisfied	Satisfied	Very satisfied
a. Cost of residence	<input type="radio"/>	<input type="radio"/>	<input type="radio"/>	<input type="radio"/>	<input type="radio"/>
b. Quality and condition of residence	<input type="radio"/>	<input type="radio"/>	<input type="radio"/>	<input type="radio"/>	<input type="radio"/>
c. Amount of livable space in residence	<input type="radio"/>	<input type="radio"/>	<input type="radio"/>	<input type="radio"/>	<input type="radio"/>
d. Privacy of residence	<input type="radio"/>	<input type="radio"/>	<input type="radio"/>	<input type="radio"/>	<input type="radio"/>
e. Quality of housing in the area where you live	<input type="radio"/>	<input type="radio"/>	<input type="radio"/>	<input type="radio"/>	<input type="radio"/>
f. Safety of the area where you live	<input type="radio"/>	<input type="radio"/>	<input type="radio"/>	<input type="radio"/>	<input type="radio"/>
g. Distance to workplace	<input type="radio"/>	<input type="radio"/>	<input type="radio"/>	<input type="radio"/>	<input type="radio"/>
h. Distance to shopping areas	<input type="radio"/>	<input type="radio"/>	<input type="radio"/>	<input type="radio"/>	<input type="radio"/>
i. Distance to recreation areas	<input type="radio"/>	<input type="radio"/>	<input type="radio"/>	<input type="radio"/>	<input type="radio"/>

7. Why did you choose your current residence? (MARK ALL THAT APPLY.)

- I had no choice in my residence
- Best value for the money
- Safety and security
- Close to workplace
- Close to base facilities, services or programs
- Spouse's choice
- Better schools
- Fewer rules
- Privacy
- Wanted to live in a specific area or community
- Available right away
- Military housing was unavailable
- Civilian housing was unavailable
- Better than available military housing (on base or off base)
- Better than available civilian housing
- Wanted military neighbors
- Wanted civilian neighbors
- Other

PLEASE DO NOT WRITE IN THIS AREA



SERIAL #

8. If your cost to live in civilian or military housing at your spouse's permanent duty station were the same, where would you prefer to live?

- Military housing, on base
- Military operated housing, off base
- Civilian housing

9. During your spouse's active duty career, how many times did you and/or your family members move to a new location because of your spouse's permanent changes of station (PCSs)?

- None ⇨ Go to Question 11
- 1 6
- 2 7
- 3 8
- 4 9
- 5 10 or more

10. When you and/or your family members made the most recent PCS move, were any of the following a problem? (ANSWER EVEN IF THIS IS YOUR SPOUSE'S FIRST ASSIGNMENT.)

	Does not apply	Not a problem	Slight problem	Somewhat of a problem	Serious problem
a. Change in PCS orders (report date or destination)	<input type="radio"/>	<input type="radio"/>	<input type="radio"/>	<input type="radio"/>	<input type="radio"/>
b. Hours and location of offices providing PCS assistance	<input type="radio"/>	<input type="radio"/>	<input type="radio"/>	<input type="radio"/>	<input type="radio"/>
c. Waiting for permanent housing to become available	<input type="radio"/>	<input type="radio"/>	<input type="radio"/>	<input type="radio"/>	<input type="radio"/>
d. Selling or renting out your former residence	<input type="radio"/>	<input type="radio"/>	<input type="radio"/>	<input type="radio"/>	<input type="radio"/>
e. Purchasing or renting your current residence	<input type="radio"/>	<input type="radio"/>	<input type="radio"/>	<input type="radio"/>	<input type="radio"/>
f. Amount of time to prepare for move	<input type="radio"/>	<input type="radio"/>	<input type="radio"/>	<input type="radio"/>	<input type="radio"/>
g. Shipping/storing household goods	<input type="radio"/>	<input type="radio"/>	<input type="radio"/>	<input type="radio"/>	<input type="radio"/>
h. Temporary duty (TAD/TDY) en route	<input type="radio"/>	<input type="radio"/>	<input type="radio"/>	<input type="radio"/>	<input type="radio"/>
i. Temporary lodging expenses	<input type="radio"/>	<input type="radio"/>	<input type="radio"/>	<input type="radio"/>	<input type="radio"/>
j. Costs related to security deposit(s).	<input type="radio"/>	<input type="radio"/>	<input type="radio"/>	<input type="radio"/>	<input type="radio"/>
k. Cost of moving pets	<input type="radio"/>	<input type="radio"/>	<input type="radio"/>	<input type="radio"/>	<input type="radio"/>

	Does not apply	Not a problem	Slight problem	Somewhat of a problem	Serious problem
l. Cost of moving vehicles	<input type="radio"/>	<input type="radio"/>	<input type="radio"/>	<input type="radio"/>	<input type="radio"/>
m. Costs of setting up new residence (e.g., curtains, carpeting, painting)	<input type="radio"/>	<input type="radio"/>	<input type="radio"/>	<input type="radio"/>	<input type="radio"/>
n. Settling damage claims	<input type="radio"/>	<input type="radio"/>	<input type="radio"/>	<input type="radio"/>	<input type="radio"/>
o. Non-reimbursed transportation costs incurred during the move	<input type="radio"/>	<input type="radio"/>	<input type="radio"/>	<input type="radio"/>	<input type="radio"/>
p. Timeliness of reimbursements	<input type="radio"/>	<input type="radio"/>	<input type="radio"/>	<input type="radio"/>	<input type="radio"/>
q. Accuracy of reimbursements	<input type="radio"/>	<input type="radio"/>	<input type="radio"/>	<input type="radio"/>	<input type="radio"/>
r. Time off at destination to complete move	<input type="radio"/>	<input type="radio"/>	<input type="radio"/>	<input type="radio"/>	<input type="radio"/>
s. Change in cost of living	<input type="radio"/>	<input type="radio"/>	<input type="radio"/>	<input type="radio"/>	<input type="radio"/>
t. Loss or decrease of your income	<input type="radio"/>	<input type="radio"/>	<input type="radio"/>	<input type="radio"/>	<input type="radio"/>
u. Your employment	<input type="radio"/>	<input type="radio"/>	<input type="radio"/>	<input type="radio"/>	<input type="radio"/>
v. Transferability of entitlements (e.g., Supplemental Security Income)	<input type="radio"/>	<input type="radio"/>	<input type="radio"/>	<input type="radio"/>	<input type="radio"/>
w. Obtaining special education services	<input type="radio"/>	<input type="radio"/>	<input type="radio"/>	<input type="radio"/>	<input type="radio"/>
x. Changing schools for me and/or my children	<input type="radio"/>	<input type="radio"/>	<input type="radio"/>	<input type="radio"/>	<input type="radio"/>
y. Transferability of college credits	<input type="radio"/>	<input type="radio"/>	<input type="radio"/>	<input type="radio"/>	<input type="radio"/>
z. Availability of childcare	<input type="radio"/>	<input type="radio"/>	<input type="radio"/>	<input type="radio"/>	<input type="radio"/>

SPOUSE'S MILITARY ASSIGNMENT

11. Is your spouse currently assigned to ship or shore duty?

- Ship
- Shore
- Does not apply, my spouse does not have a ship/shore rotation

12. Where is your spouse's permanent duty station located?

- In one of the 50 States or the District of Columbia
- In American Samoa, Guam, U.S. Virgin Islands or Puerto Rico
- Overseas

13. Is your spouse currently on a deployment that will keep him/her away from home for at least 30 consecutive days?

- Yes
- No ⇨ Go to Question 15

14. Where is your spouse currently deployed?

- In one of the 50 States or the District of Columbia
- In American Samoa, Guam, U.S. Virgin Islands or Puerto Rico
- Overseas

15. Is your spouse currently serving on active duty and/or in the Guard/Reserve?

- Yes, serving on active duty (not a member of the Guard/Reserve)
- Yes, a member of the Guard/Reserve in a full-time active duty program (AGR, TAR, AR)
- Yes, other type of Guard/Reserve member (e.g., drilling unit, IMA, IRR, military technician)
- No ⇨ Go to Question 18

16. In what Service is your spouse?

- Army
- Air Force
- Navy
- Coast Guard
- Marine Corps

17. What is your spouse's current paygrade?

- E-1
- W-1
- O-1
- E-2
- W-2
- O-2
- E-3
- W-3
- O-3
- E-4
- W-4
- O-4
- E-5
- W-5
- O-5
- E-6
- O-6 or above
- E-7
- E-8
- E-9

18. How many years of active duty service has your spouse completed?

- Don't know

0	0
1	1
2	2
3	3
4	4
	5
	6
	7
	8
	9

YEARS

For example, if your spouse completed 3 years of service, enter "03" in the boxes and fill in the corresponding circles. To indicate less than 1 year, enter "00."

19. During the past 12 months, how many hours per week did your spouse usually work?

- 40 hours or less
- 41–50 hours
- 51–60 hours
- 61–70 hours
- 71–80 hours
- 81 hours or more

20. During your spouse's last full workweek, how many hours did he/she work?

- 40 hours or less
- 41–50 hours
- 51–60 hours
- 61–70 hours
- 71–80 hours
- 81 hours or more

In this survey, the definition of "military duties" includes deployments, TADs/TDYs, training, military education, time at sea, and field exercises/alerts.

21. In the past 12 months, has your spouse been away from his/her permanent duty station overnight because of military duties?

- Yes
- No ⇨ Go to Question 26

22. In the past 12 months, how many separate times was your spouse away from his/her permanent duty station for at least one night because of military duties?

- 1–2 times
- 3–4 times
- 5–6 times
- 7–8 times
- 9–10 times
- 11–12 times
- 13 times or more

PLEASE DO NOT WRITE IN THIS AREA

SERIAL #

23. During the past 12 months, how long was your spouse away from his/her permanent duty station for the following military duties? (ADD UP ALL NIGHTS YOUR SPOUSE WAS AWAY FROM HIS/HER PERMANENT DUTY STATION; ASSIGN EACH NIGHT TO ONLY ONE TYPE OF MILITARY DUTY.)

	None	1 month to less than 3 months	3 months to less than 5 months	5 months to less than 7 months	7 months to less than 10 months	10 months to 12 months
a. Peacekeeping or other contingency operation	<input type="radio"/>	<input type="radio"/>	<input type="radio"/>	<input type="radio"/>	<input type="radio"/>	<input type="radio"/>
b. Foreign humanitarian assistance mission	<input type="radio"/>	<input type="radio"/>	<input type="radio"/>	<input type="radio"/>	<input type="radio"/>	<input type="radio"/>
c. Unit training at combat training centers	<input type="radio"/>	<input type="radio"/>	<input type="radio"/>	<input type="radio"/>	<input type="radio"/>	<input type="radio"/>
d. Counter drug operation	<input type="radio"/>	<input type="radio"/>	<input type="radio"/>	<input type="radio"/>	<input type="radio"/>	<input type="radio"/>
e. Domestic disaster or civil emergency	<input type="radio"/>	<input type="radio"/>	<input type="radio"/>	<input type="radio"/>	<input type="radio"/>	<input type="radio"/>
f. Time at sea for scheduled deployments (other than for the above)	<input type="radio"/>	<input type="radio"/>	<input type="radio"/>	<input type="radio"/>	<input type="radio"/>	<input type="radio"/>
g. Other time at sea (other than for the above)	<input type="radio"/>	<input type="radio"/>	<input type="radio"/>	<input type="radio"/>	<input type="radio"/>	<input type="radio"/>
h. Joint training/field exercises/alerts (other than for the above)	<input type="radio"/>	<input type="radio"/>	<input type="radio"/>	<input type="radio"/>	<input type="radio"/>	<input type="radio"/>
i. Military education (other than for the above)	<input type="radio"/>	<input type="radio"/>	<input type="radio"/>	<input type="radio"/>	<input type="radio"/>	<input type="radio"/>
j. Other TADs/TDys	<input type="radio"/>	<input type="radio"/>	<input type="radio"/>	<input type="radio"/>	<input type="radio"/>	<input type="radio"/>
k. Other or unknown duties	<input type="radio"/>	<input type="radio"/>	<input type="radio"/>	<input type="radio"/>	<input type="radio"/>	<input type="radio"/>

24. In the past 12 months, what was the total length of time your spouse was away from his/her permanent duty station because of military duties? (ADD UP ALL NIGHTS AWAY FROM HIS/HER PERMANENT DUTY STATION.)

- Less than 1 month
- 1 month to less than 3 months
- 3 months to less than 5 months
- 5 months to less than 7 months
- 7 months to less than 10 months
- 10 months to 12 months

25. During the past 12 months, have any of these been a concern while your spouse was away? (MARK ALL THAT APPLY.)

- Managing expenses and bills
- Household repairs, yard work, car maintenance
- Storage or security of personal belongings
- Pet care
- Interruption of your spouse's off duty education
- Loss of your spouse's part-time job
- Your spouse's ability to communicate with family
- Safety of your family in their community
- Your job demands or education demands
- Childcare arrangements
- Eldercare
- Child's/children's education
- Serious health or emotional problems of spouse, child, parent, sibling, or elderly family member
- Divorce or marital problems
- Birth or adoption of a child
- Your or your spouse's pregnancy
- Death of a family member
- Major financial hardship or bankruptcy within your family
- Major home repair or replacement due to casualty, theft, fire or severe weather (e.g., hurricane, flood, earthquake, tornado)
- Other (specify):

26. Suppose your spouse will be in the military for the next 12 months. What is the total length of time that you would expect your spouse to be away from his/her permanent duty station because of military duties?

- I would not expect my spouse to be away from his/her permanent duty station in the next 12 months
- Less than 1 month
- 1 month to less than 3 months
- 3 months to less than 5 months
- 5 months to less than 7 months
- 7 months to less than 10 months
- 10 months to 12 months

27. Do you think your spouse should stay on or leave active duty?

- I strongly favor staying
- I somewhat favor staying
- I have no opinion one way or the other
- I somewhat favor leaving
- I strongly favor leaving

28. If your spouse's future assignments require long or frequent separations from you or your family, how likely is it that you will encourage your spouse to remain in the military (assuming that he/she can remain)?

- Very unlikely
- Unlikely
- Undecided
- Likely
- Very likely

MILITARY LIFE

29. How do you and your spouse's opportunities in the military life compare to opportunities you would have in the civilian world?

	Much better in the military	Somewhat better in the military	No difference	Somewhat better as a civilian	Much better as a civilian	Don't know
a. Your spouse's promotion opportunities	<input type="radio"/>	<input type="radio"/>	<input type="radio"/>	<input type="radio"/>	<input type="radio"/>	<input type="radio"/>
b. Your spouse's amount of personal/family time	<input type="radio"/>	<input type="radio"/>	<input type="radio"/>	<input type="radio"/>	<input type="radio"/>	<input type="radio"/>
c. Your spouse's hours worked per week	<input type="radio"/>	<input type="radio"/>	<input type="radio"/>	<input type="radio"/>	<input type="radio"/>	<input type="radio"/>
d. Vacation time	<input type="radio"/>	<input type="radio"/>	<input type="radio"/>	<input type="radio"/>	<input type="radio"/>	<input type="radio"/>
e. Your spouse's education and training opportunities	<input type="radio"/>	<input type="radio"/>	<input type="radio"/>	<input type="radio"/>	<input type="radio"/>	<input type="radio"/>
f. Your education and training opportunities	<input type="radio"/>	<input type="radio"/>	<input type="radio"/>	<input type="radio"/>	<input type="radio"/>	<input type="radio"/>
g. Your employment opportunities	<input type="radio"/>	<input type="radio"/>	<input type="radio"/>	<input type="radio"/>	<input type="radio"/>	<input type="radio"/>
h. Your spouse's total compensation (pay, bonuses, allowances)	<input type="radio"/>	<input type="radio"/>	<input type="radio"/>	<input type="radio"/>	<input type="radio"/>	<input type="radio"/>
i. Your total earnings and benefits	<input type="radio"/>	<input type="radio"/>	<input type="radio"/>	<input type="radio"/>	<input type="radio"/>	<input type="radio"/>
j. Health care benefits	<input type="radio"/>	<input type="radio"/>	<input type="radio"/>	<input type="radio"/>	<input type="radio"/>	<input type="radio"/>
k. Retirement benefits	<input type="radio"/>	<input type="radio"/>	<input type="radio"/>	<input type="radio"/>	<input type="radio"/>	<input type="radio"/>
l. Your spouse's sense of accomplishment/pride	<input type="radio"/>	<input type="radio"/>	<input type="radio"/>	<input type="radio"/>	<input type="radio"/>	<input type="radio"/>
m. Your sense of accomplishment/pride	<input type="radio"/>	<input type="radio"/>	<input type="radio"/>	<input type="radio"/>	<input type="radio"/>	<input type="radio"/>
n. General quality of life	<input type="radio"/>	<input type="radio"/>	<input type="radio"/>	<input type="radio"/>	<input type="radio"/>	<input type="radio"/>

30. In the last month, did you perform any non-military volunteer work?

- Yes ⇒ Go to Question 32
- No

31. What were your reasons for not volunteering? (MARK ALL THAT APPLY.)

- I was not asked to perform volunteer work
- I did not have time for volunteer work
- I did not have access to childcare so I could perform volunteer work
- I am not interested in volunteer work
- I did not have transportation
- None of the above

32. In general, has your life been better or worse than you expected when you first became part of the military community (either by your spouse entering the military or marriage to a military member)?

- Much better
- Somewhat better
- About what you expected
- Somewhat worse
- Much worse

33. Who do you turn to, or where do you go for help with a personal or a family problem? (MARK ALL THAT APPLY.)

- Myself
 - Spouse
 - Friend
 - Co-worker
 - Family member or other relative
 - Neighbor
 - Unit Commander
 - Unit Commander's spouse
 - Military Chaplain
 - Clergy (minister, rabbi, priest, Muslim cleric, etc.)
 - Military Family Support Center
 - Family Advocacy Program
 - Military hospital or clinic
 - Civilian hospital or clinic
 - Military mental health service provider
 - Civilian mental health service provider
 - Military childcare or youth program
 - Teacher, school guidance counselor, or school professional
 - Financial counselor or accountant
 - Other (specify):
-

34. How is your general outlook about your life?

- Very optimistic
- Optimistic
- Neither optimistic nor pessimistic
- Pessimistic
- Very pessimistic

PLEASE DO NOT WRITE IN THIS AREA



SERIAL #

35. How satisfied are you with each of the following aspects of your spouse's military job?

	Don't know or Does not apply	Very dissatisfied	Dissatisfied	Neither satisfied nor dissatisfied	Satisfied	Very satisfied
a. Basic pay	<input type="radio"/>	<input type="radio"/>	<input type="radio"/>	<input type="radio"/>	<input type="radio"/>	<input type="radio"/>
b. Special and incentive pay	<input type="radio"/>	<input type="radio"/>	<input type="radio"/>	<input type="radio"/>	<input type="radio"/>	<input type="radio"/>
c. Reenlistment bonus or continuation pay program	<input type="radio"/>	<input type="radio"/>	<input type="radio"/>	<input type="radio"/>	<input type="radio"/>	<input type="radio"/>
d. Housing allowance	<input type="radio"/>	<input type="radio"/>	<input type="radio"/>	<input type="radio"/>	<input type="radio"/>	<input type="radio"/>
e. Military housing	<input type="radio"/>	<input type="radio"/>	<input type="radio"/>	<input type="radio"/>	<input type="radio"/>	<input type="radio"/>
f. Medical care for your spouse	<input type="radio"/>	<input type="radio"/>	<input type="radio"/>	<input type="radio"/>	<input type="radio"/>	<input type="radio"/>
g. Dental care for your spouse	<input type="radio"/>	<input type="radio"/>	<input type="radio"/>	<input type="radio"/>	<input type="radio"/>	<input type="radio"/>
h. Retirement pay your spouse would get	<input type="radio"/>	<input type="radio"/>	<input type="radio"/>	<input type="radio"/>	<input type="radio"/>	<input type="radio"/>
i. Cost of living adjustments (COLA) to retirement pay	<input type="radio"/>	<input type="radio"/>	<input type="radio"/>	<input type="radio"/>	<input type="radio"/>	<input type="radio"/>
j. Other retirement benefits such as medical care and use of base services	<input type="radio"/>	<input type="radio"/>	<input type="radio"/>	<input type="radio"/>	<input type="radio"/>	<input type="radio"/>
k. Pace of your spouse's promotions	<input type="radio"/>	<input type="radio"/>	<input type="radio"/>	<input type="radio"/>	<input type="radio"/>	<input type="radio"/>
l. Type of assignments received	<input type="radio"/>	<input type="radio"/>	<input type="radio"/>	<input type="radio"/>	<input type="radio"/>	<input type="radio"/>
m. Deployments	<input type="radio"/>	<input type="radio"/>	<input type="radio"/>	<input type="radio"/>	<input type="radio"/>	<input type="radio"/>
n. Other military duties that take your spouse away from his/her permanent duty station	<input type="radio"/>	<input type="radio"/>	<input type="radio"/>	<input type="radio"/>	<input type="radio"/>	<input type="radio"/>
o. Level of manning in your spouse's unit	<input type="radio"/>	<input type="radio"/>	<input type="radio"/>	<input type="radio"/>	<input type="radio"/>	<input type="radio"/>
p. Your spouse's unit's morale	<input type="radio"/>	<input type="radio"/>	<input type="radio"/>	<input type="radio"/>	<input type="radio"/>	<input type="radio"/>
q. Your spouse's personal workload	<input type="radio"/>	<input type="radio"/>	<input type="radio"/>	<input type="radio"/>	<input type="radio"/>	<input type="radio"/>
r. Amount of personal/family time your spouse has	<input type="radio"/>	<input type="radio"/>	<input type="radio"/>	<input type="radio"/>	<input type="radio"/>	<input type="radio"/>
s. Off duty educational opportunities for your spouse	<input type="radio"/>	<input type="radio"/>	<input type="radio"/>	<input type="radio"/>	<input type="radio"/>	<input type="radio"/>
t. Quality of leadership	<input type="radio"/>	<input type="radio"/>	<input type="radio"/>	<input type="radio"/>	<input type="radio"/>	<input type="radio"/>
u. Military values, lifestyle, and tradition	<input type="radio"/>	<input type="radio"/>	<input type="radio"/>	<input type="radio"/>	<input type="radio"/>	<input type="radio"/>
v. Amount of enjoyment your spouse has with his/her job	<input type="radio"/>	<input type="radio"/>	<input type="radio"/>	<input type="radio"/>	<input type="radio"/>	<input type="radio"/>

Don't know or Does not apply

Very dissatisfied

Dissatisfied

Neither satisfied nor dissatisfied

Satisfied

Very satisfied

w. Frequency of your spouse's PCS moves	<input type="radio"/>	<input type="radio"/>	<input type="radio"/>	<input type="radio"/>	<input type="radio"/>	<input type="radio"/>
x. Job security	<input type="radio"/>	<input type="radio"/>	<input type="radio"/>	<input type="radio"/>	<input type="radio"/>	<input type="radio"/>
y. Location or station of choice, homeporting	<input type="radio"/>	<input type="radio"/>	<input type="radio"/>	<input type="radio"/>	<input type="radio"/>	<input type="radio"/>
z. Co-location with your military spouse	<input type="radio"/>	<input type="radio"/>	<input type="radio"/>	<input type="radio"/>	<input type="radio"/>	<input type="radio"/>
aa. Medical care for you and your family	<input type="radio"/>	<input type="radio"/>	<input type="radio"/>	<input type="radio"/>	<input type="radio"/>	<input type="radio"/>
bb. Dental care for you and your family	<input type="radio"/>	<input type="radio"/>	<input type="radio"/>	<input type="radio"/>	<input type="radio"/>	<input type="radio"/>
cc. Youth activities on base	<input type="radio"/>	<input type="radio"/>	<input type="radio"/>	<input type="radio"/>	<input type="radio"/>	<input type="radio"/>
dd. Schools for your children	<input type="radio"/>	<input type="radio"/>	<input type="radio"/>	<input type="radio"/>	<input type="radio"/>	<input type="radio"/>
ee. Your employment and career opportunities	<input type="radio"/>	<input type="radio"/>	<input type="radio"/>	<input type="radio"/>	<input type="radio"/>	<input type="radio"/>
ff. Military family support programs	<input type="radio"/>	<input type="radio"/>	<input type="radio"/>	<input type="radio"/>	<input type="radio"/>	<input type="radio"/>
gg. Acceptable and affordable childcare	<input type="radio"/>	<input type="radio"/>	<input type="radio"/>	<input type="radio"/>	<input type="radio"/>	<input type="radio"/>

36. How much do you agree or disagree with the following statements?

	Strongly disagree	Disagree	Neither agree nor disagree	Agree	Strongly agree
a. Most of my friends belong to the military community	<input type="radio"/>	<input type="radio"/>	<input type="radio"/>	<input type="radio"/>	<input type="radio"/>
b. The military community is there for me when I need it	<input type="radio"/>	<input type="radio"/>	<input type="radio"/>	<input type="radio"/>	<input type="radio"/>
c. I have a lot in common with the civilian community	<input type="radio"/>	<input type="radio"/>	<input type="radio"/>	<input type="radio"/>	<input type="radio"/>
d. Members of the military community sometimes turn to me for help or support	<input type="radio"/>	<input type="radio"/>	<input type="radio"/>	<input type="radio"/>	<input type="radio"/>
e. Living on base helps active duty members and their families make ends meet	<input type="radio"/>	<input type="radio"/>	<input type="radio"/>	<input type="radio"/>	<input type="radio"/>

37. Now, taking all things together, how satisfied are you with the military way of life?

- Very satisfied
- Satisfied
- Neither satisfied nor dissatisfied
- Dissatisfied
- Very dissatisfied

PROGRAMS AND SERVICES

38. On average during a month, how often do you and/or your family members (child, children, or other legal dependents) use the following on base programs, facilities, or services and civilian off base programs, facilities, or services?

For each of these 13 items, mark one response in column A and one response in column B.	A. On Base Program, Facility or Service						B. Civilian Off Base Program, Facility or Service						
	Not available 0 times	1-5 times	6-10 times	11-15 times	16-20 times	21-25 times	26 times or more	Not available 0 times	1-5 times	6-10 times	11-15 times	16-20 times	21-25 times
1. Fitness Center/Gym	<input type="radio"/>	<input type="radio"/>	<input type="radio"/>	<input type="radio"/>	<input type="radio"/>	<input type="radio"/>	<input type="radio"/>	<input type="radio"/>	<input type="radio"/>	<input type="radio"/>	<input type="radio"/>	<input type="radio"/>	<input type="radio"/>
2. Library services	<input type="radio"/>	<input type="radio"/>	<input type="radio"/>	<input type="radio"/>	<input type="radio"/>	<input type="radio"/>	<input type="radio"/>	<input type="radio"/>	<input type="radio"/>	<input type="radio"/>	<input type="radio"/>	<input type="radio"/>	<input type="radio"/>
3. Outdoor recreation areas (e.g., campgrounds, picnic areas, beach, stables)	<input type="radio"/>	<input type="radio"/>	<input type="radio"/>	<input type="radio"/>	<input type="radio"/>	<input type="radio"/>	<input type="radio"/>	<input type="radio"/>	<input type="radio"/>	<input type="radio"/>	<input type="radio"/>	<input type="radio"/>	<input type="radio"/>
4. Outdoor recreation equipment rental	<input type="radio"/>	<input type="radio"/>	<input type="radio"/>	<input type="radio"/>	<input type="radio"/>	<input type="radio"/>	<input type="radio"/>	<input type="radio"/>	<input type="radio"/>	<input type="radio"/>	<input type="radio"/>	<input type="radio"/>	<input type="radio"/>
5. Recreation center (e.g., recreation room, music/TV, game room/amusement machines)	<input type="radio"/>	<input type="radio"/>	<input type="radio"/>	<input type="radio"/>	<input type="radio"/>	<input type="radio"/>	<input type="radio"/>	<input type="radio"/>	<input type="radio"/>	<input type="radio"/>	<input type="radio"/>	<input type="radio"/>	<input type="radio"/>
6. Golf course	<input type="radio"/>	<input type="radio"/>	<input type="radio"/>	<input type="radio"/>	<input type="radio"/>	<input type="radio"/>	<input type="radio"/>	<input type="radio"/>	<input type="radio"/>	<input type="radio"/>	<input type="radio"/>	<input type="radio"/>	<input type="radio"/>
7. Bowling center	<input type="radio"/>	<input type="radio"/>	<input type="radio"/>	<input type="radio"/>	<input type="radio"/>	<input type="radio"/>	<input type="radio"/>	<input type="radio"/>	<input type="radio"/>	<input type="radio"/>	<input type="radio"/>	<input type="radio"/>	<input type="radio"/>
8. Recreation lodging/hotel or resorts	<input type="radio"/>	<input type="radio"/>	<input type="radio"/>	<input type="radio"/>	<input type="radio"/>	<input type="radio"/>	<input type="radio"/>	<input type="radio"/>	<input type="radio"/>	<input type="radio"/>	<input type="radio"/>	<input type="radio"/>	<input type="radio"/>
9. Clubs/dance/night clubs	<input type="radio"/>	<input type="radio"/>	<input type="radio"/>	<input type="radio"/>	<input type="radio"/>	<input type="radio"/>	<input type="radio"/>	<input type="radio"/>	<input type="radio"/>	<input type="radio"/>	<input type="radio"/>	<input type="radio"/>	<input type="radio"/>
10. Commissary/supermarket/grocery store	<input type="radio"/>	<input type="radio"/>	<input type="radio"/>	<input type="radio"/>	<input type="radio"/>	<input type="radio"/>	<input type="radio"/>	<input type="radio"/>	<input type="radio"/>	<input type="radio"/>	<input type="radio"/>	<input type="radio"/>	<input type="radio"/>
11. Main exchange/department store	<input type="radio"/>	<input type="radio"/>	<input type="radio"/>	<input type="radio"/>	<input type="radio"/>	<input type="radio"/>	<input type="radio"/>	<input type="radio"/>	<input type="radio"/>	<input type="radio"/>	<input type="radio"/>	<input type="radio"/>	<input type="radio"/>
12. Social activities (e.g., trips, special events, tournaments)	<input type="radio"/>	<input type="radio"/>	<input type="radio"/>	<input type="radio"/>	<input type="radio"/>	<input type="radio"/>	<input type="radio"/>	<input type="radio"/>	<input type="radio"/>	<input type="radio"/>	<input type="radio"/>	<input type="radio"/>	<input type="radio"/>
13. Auto, crafts and hobby shops	<input type="radio"/>	<input type="radio"/>	<input type="radio"/>	<input type="radio"/>	<input type="radio"/>	<input type="radio"/>	<input type="radio"/>	<input type="radio"/>	<input type="radio"/>	<input type="radio"/>	<input type="radio"/>	<input type="radio"/>	<input type="radio"/>

39. During the past 12 months, have you used any of the following programs and services? (MARK ONE ANSWER IN EACH ROW.)

	Yes	No
a. Adult continuing education/counseling	<input type="radio"/>	<input type="radio"/>
b. Tuition assistance programs for college/higher education	<input type="radio"/>	<input type="radio"/>
c. Technical/vocational programs	<input type="radio"/>	<input type="radio"/>
d. Basic skills education	<input type="radio"/>	<input type="radio"/>

PLEASE DO NOT WRITE IN THIS AREA

SERIAL #

EMPLOYMENT

40. Are you currently: (MARK ALL THAT APPLY.)

- Serving on active duty (not a member of the National Guard or Reserve)
- Member of the National Guard or Reserve in a full-time active duty program (AGR, TAR, AR)
- Other type of National Guard or Reserve member (e.g., drilling unit, IMA, IRR, military technician)
- Working in a Federal civilian job (full-time)
- Working in a Federal civilian job (part-time)
- Working in a civilian job on base (full-time)
- Working in a civilian job on base (part-time)
- Working in a civilian job off base (full-time)
- Working in a civilian job off base (part-time)
- Managing or working in family business
- Self-employed in your own business or profession
- Unemployed and looking for work
- In school
- Homemaker/housewife/househusband
- Retired
- Other (specify):

41. Last week, did you do any work for pay or profit? (Mark yes even if you worked only one hour, or helped without pay in a family business or farm for 15 hours or more.)

- Yes ⇒ Go to Question 47
- No

42. Last week, were you on layoff from a job?

- Yes ⇒ Go to Question 44
- No

43. Last week, were you temporarily absent from a job or business?

- Yes, on vacation, temporary illness, labor dispute, etc. ⇒ Go to Question 47
- No ⇒ Go to Question 45

44. Have you been informed that you will be recalled to work within the next 6 months or been given a date to return to work?

- Yes ⇒ Go to Question 46
- No

45. Have you been looking for work during the last 4 weeks?

- Yes
- No ⇒ Go to Question 48

46. Last week, could you have started a job if offered one, or returned to work if recalled?

- Yes, could have gone to work ⇒ Go to Question 56
- No, because of own temporary illness ⇒ Go to Question 56
- No, because of all other reasons (in school, etc.) ⇒ Go to Question 56

47. Do you currently hold a job or work at your own business?

- Yes ⇒ Go to Question 49
- No

48. Are you currently looking for employment or do you want or need to work?

- Yes ⇒ Go to Question 56
- No ⇒ Go to Question 58

49. From the time you started your job search, about how long did it take you to find your current primary job?

- Less than 1 month
- 1-3 months
- 4-6 months
- 7-9 months
- 10-12 months
- More than 1 year

50. About how long have you been in your current primary job?

- Less than 1 month
- 1-3 months
- 4-6 months
- 7-9 months
- 10-12 months
- More than 1 year

51. How well do your qualifications match the work you do in your current primary job?

- I am greatly overqualified for the work
- I am somewhat overqualified for the work
- My qualifications are appropriate for the work
- I am somewhat underqualified for the work
- I am greatly underqualified for the work

52. To what extent does your current primary job allow you to use your skills and training?

- To a large extent
- To a minor extent
- Not at all

53. How did you find your current primary job?
(MARK ALL THAT APPLY.)

- Answered an ad in newspaper/trade journal
- Answered an ad on the WWW or Internet
- Contacted the employer directly
- Job fair
- Information provided by a friend or relative
- Contacts made while doing volunteer work
- Civilian/private employment agency
- Employment assistance program sponsored by the military
- State employment service
- Job bank
- Other (specify):

54. How much does the income you receive from your job(s) contribute toward your total monthly gross (before-tax) household income?

- Major contribution
- Moderate contribution
- Minor contribution
- No contribution

55. On average, how many hours a week do you spend working at a job(s) or working at your own business?

HOURS PER WEEK	
0	0
1	1
2	2
3	3
4	4
5	5
6	6
7	7
8	8
9	9

HOURS PER WEEK

For example, if you worked 8 hours, enter "08" in the boxes and fill in the corresponding circles.

56. Regardless of your current employment status, how important are each of the following reasons for why you work, want to work, or need to work? (MARK ONE RESPONSE FOR EACH ITEM.)

	Not important	Somewhat important	Very important
a. Need money for basic family expenses	<input type="radio"/>	<input type="radio"/>	<input type="radio"/>
b. Desire for a career	<input type="radio"/>	<input type="radio"/>	<input type="radio"/>
c. Want extra money to use <u>now</u>	<input type="radio"/>	<input type="radio"/>	<input type="radio"/>
d. Want to save money <u>for the future</u>	<input type="radio"/>	<input type="radio"/>	<input type="radio"/>
e. Want independence	<input type="radio"/>	<input type="radio"/>	<input type="radio"/>
f. Enjoy working	<input type="radio"/>	<input type="radio"/>	<input type="radio"/>
g. Want to gain experience for future career	<input type="radio"/>	<input type="radio"/>	<input type="radio"/>

57. In the past 12 months, how much of a problem has each of the following been for you in looking for or holding a job? (Answer for where you currently live.) (MARK ONE RESPONSE FOR EACH ITEM.)

	Does not apply	Not a problem	Minor problem	Major problem
a. Finding quality childcare	<input type="radio"/>	<input type="radio"/>	<input type="radio"/>	<input type="radio"/>
b. Finding affordable childcare	<input type="radio"/>	<input type="radio"/>	<input type="radio"/>	<input type="radio"/>
c. Arranging transportation to and from work	<input type="radio"/>	<input type="radio"/>	<input type="radio"/>	<input type="radio"/>
d. Time it takes to commute to and from work	<input type="radio"/>	<input type="radio"/>	<input type="radio"/>	<input type="radio"/>
e. Being overqualified for the available jobs	<input type="radio"/>	<input type="radio"/>	<input type="radio"/>	<input type="radio"/>
f. Lack of skills or training for the available jobs	<input type="radio"/>	<input type="radio"/>	<input type="radio"/>	<input type="radio"/>
g. Conflicts between work and parental or family responsibilities	<input type="radio"/>	<input type="radio"/>	<input type="radio"/>	<input type="radio"/>
h. Difficulty finding a job with an acceptable salary	<input type="radio"/>	<input type="radio"/>	<input type="radio"/>	<input type="radio"/>
i. Difficulty finding a job relevant to your career aspirations	<input type="radio"/>	<input type="radio"/>	<input type="radio"/>	<input type="radio"/>
j. Spouse's opposition to your working	<input type="radio"/>	<input type="radio"/>	<input type="radio"/>	<input type="radio"/>
k. Employers reluctant to hire military spouses	<input type="radio"/>	<input type="radio"/>	<input type="radio"/>	<input type="radio"/>

58. Have you ever worked, even for a few days?

- Yes
- No ⇒ Go to Question 63

59. Which one category **best** describes your chief job activity or business currently? If you currently have more than one job, describe the one at which you work the most hours. If you currently have no job or business, give the information for your last job or business. (MARK ONLY ONE.)

- Clerical or Administrative Support (secretary, bookkeeper, mailroom supervisor, mail clerk, cashier, bank teller, etc.)
- Construction, Mining, or Drilling (skilled construction worker such as carpenter, plumber supervisor, roofer, miner, well driller, etc.)
- Craft or Precision Production (automobile body repairer, aircraft mechanic, cabinet maker, heating and air conditioning repairer, carpet installer, baker, etc.)
- Executive, Administrative, or Managerial (company executive, personnel manager, accountant, school principal, public official, etc.)
- Farming, Forestry, or Fishing (farm owner, nursery worker, farm worker, field supervisor, gardener, logger, etc.)
- Laborer, Helper, Handler, Equipment Cleaner (unskilled construction worker, dock worker, machinist helper, stock handler, car washer, etc.)
- Machine Operator, Assembler, or Inspector (laundry and dry cleaning machine operator, sewing machine operator, mill supervisor, furniture assembler, meat inspector, welder, etc.)
- Mechanic or Repairer (automobile or aircraft mechanic, maintenance supervisor, television repairer, locksmith, etc.)
- Professional (doctor, registered nurse, lawyer, engineer, scientist, teacher, social worker, accountant, chemist, dietician, artist, etc.)
- Protective Service (police officer, firefighter, security guard, etc.)
- Sales (real estate or insurance agent, sales clerk, automobile sales, etc.)
- Service (childcare worker, dental assistant, waiter/waitress, teacher's aide, cook, beautician, housekeeper, hospital orderly, etc.)
- Technician (computer programmer, paralegal, dental hygienist, licensed practical nurse, laboratory technician, air traffic controller, airplane pilot and navigator, etc.)
- Transportation or Material Moving (truck or bus driver, railroad conductor, chauffeur, taxicab driver, etc.)
- Other

60. Did you work at a job or business at any time during 1998?

- Yes
- No ⇒ Go to Question 63

61. How many weeks did you work during 1998? (Count paid vacation, paid sick leave, and military service.)

0	0
1	1
2	2
3	3
4	4
5	5
	6
	7
	8
	9

WEEKS IN 1998

For example, if you worked 52 weeks during 1998, enter "52" in the boxes and fill in the corresponding circles.

62. During the weeks you worked in 1998, how many hours did you usually work each week?

0	0
1	1
2	2
3	3
4	4
5	5
6	6
7	7
8	8
9	9

HOURS EACH WEEK

For example, if you worked 40 hours, enter "40" in the boxes and fill in the corresponding circles.

63. How about your work skills? Do you think your skills are:

- Readily marketable
- Likely to be marketable
- May or may not be marketable
- Not likely to be marketable
- Not marketable

PLEASE DO NOT WRITE IN THIS AREA



SERIAL #

FAMILY INFORMATION

64. What is your marital status?

- Now married
- Separated
- Divorced
- Widowed

65. How many years have you been married to your current spouse? (If divorced/widowed, please answer for your last marriage.)

- Less than 1 year
- 1-5 years
- 6-10 years
- Over 10 years

66. How many times have you been divorced?

- None
- 1
- 2
- 3 or more

67. Are any children residing in your home from a previous relationship of you or your spouse? (MARK ALL THAT APPLY.)

- Yes, from my previous relationship(s)
- Yes, from my spouse's previous relationship(s)
- No

For questions in this section, the definition of "child or children" or "other legal dependents" includes anyone in your family, except your spouse, who has or is eligible to have a Uniformed Services identification card (military ID card) or is eligible for military health care benefits and is enrolled in the Defense Enrollment Eligibility Reporting System (DEERS).

68. Do you have a child, children or other legal dependents based on the definition above?

- Yes
- No ⇒ Go to Question 85

69. How many children or other legal dependents do you have in each age group? (MARK ONE ANSWER IN EACH ROW.)

Age	None	1	2	3	4	5 or more
a. Under 1 year old	<input type="radio"/>	<input type="radio"/>	<input type="radio"/>	<input type="radio"/>	<input type="radio"/>	<input type="radio"/>
b. 1 year to under 2 years old	<input type="radio"/>	<input type="radio"/>	<input type="radio"/>	<input type="radio"/>	<input type="radio"/>	<input type="radio"/>
c. 2-5 years old	<input type="radio"/>	<input type="radio"/>	<input type="radio"/>	<input type="radio"/>	<input type="radio"/>	<input type="radio"/>
d. 6-13 years old	<input type="radio"/>	<input type="radio"/>	<input type="radio"/>	<input type="radio"/>	<input type="radio"/>	<input type="radio"/>
e. 14-22 years old	<input type="radio"/>	<input type="radio"/>	<input type="radio"/>	<input type="radio"/>	<input type="radio"/>	<input type="radio"/>
f. 23-64 years old	<input type="radio"/>	<input type="radio"/>	<input type="radio"/>	<input type="radio"/>	<input type="radio"/>	<input type="radio"/>
g. 65 years old or older	<input type="radio"/>	<input type="radio"/>	<input type="radio"/>	<input type="radio"/>	<input type="radio"/>	<input type="radio"/>

70. How many children or other legal dependents do you have in each of the following age groups who live on a regular basis with your spouse (and you) at your spouse's permanent duty station? (MARK ONE ANSWER IN EACH ROW.)

Age	None	1	2	3	4	5 or more
a. Under 1 year old	<input type="radio"/>	<input type="radio"/>	<input type="radio"/>	<input type="radio"/>	<input type="radio"/>	<input type="radio"/>
b. 1 year to under 2 years old	<input type="radio"/>	<input type="radio"/>	<input type="radio"/>	<input type="radio"/>	<input type="radio"/>	<input type="radio"/>
c. 2-5 years old	<input type="radio"/>	<input type="radio"/>	<input type="radio"/>	<input type="radio"/>	<input type="radio"/>	<input type="radio"/>
d. 6-13 years old	<input type="radio"/>	<input type="radio"/>	<input type="radio"/>	<input type="radio"/>	<input type="radio"/>	<input type="radio"/>
e. 14-22 years old	<input type="radio"/>	<input type="radio"/>	<input type="radio"/>	<input type="radio"/>	<input type="radio"/>	<input type="radio"/>
f. 23-64 years old	<input type="radio"/>	<input type="radio"/>	<input type="radio"/>	<input type="radio"/>	<input type="radio"/>	<input type="radio"/>
g. 65 years old or older	<input type="radio"/>	<input type="radio"/>	<input type="radio"/>	<input type="radio"/>	<input type="radio"/>	<input type="radio"/>

71. How many children or other legal dependents do you have in each of the following age groups who live on a regular basis at a different location than your spouse's permanent duty station? (MARK ONE ANSWER IN EACH ROW.)

Age	None	1	2	3	4	5 or more
a. Under 1 year old	<input type="radio"/>	<input type="radio"/>	<input type="radio"/>	<input type="radio"/>	<input type="radio"/>	<input type="radio"/>
b. 1 year to under 2 years old	<input type="radio"/>	<input type="radio"/>	<input type="radio"/>	<input type="radio"/>	<input type="radio"/>	<input type="radio"/>
c. 2-5 years old	<input type="radio"/>	<input type="radio"/>	<input type="radio"/>	<input type="radio"/>	<input type="radio"/>	<input type="radio"/>
d. 6-13 years old	<input type="radio"/>	<input type="radio"/>	<input type="radio"/>	<input type="radio"/>	<input type="radio"/>	<input type="radio"/>
e. 14-22 years old	<input type="radio"/>	<input type="radio"/>	<input type="radio"/>	<input type="radio"/>	<input type="radio"/>	<input type="radio"/>
f. 23-64 years old	<input type="radio"/>	<input type="radio"/>	<input type="radio"/>	<input type="radio"/>	<input type="radio"/>	<input type="radio"/>
g. 65 years old or older	<input type="radio"/>	<input type="radio"/>	<input type="radio"/>	<input type="radio"/>	<input type="radio"/>	<input type="radio"/>

72. During the past 12 months, have you routinely used any of the following childcare arrangements? (MARK ALL THAT APPLY.)

- Not applicable, I have not used any of the following childcare arrangements ⇒ Go to Question 78
- Child's other parent or stepparent
- Child's brother or sister (aged 15 or older)
- Child's brother or sister (under the age of 15)
- Child's grandparent
- Other relative
- Friend or neighbor
- Sitter, nanny, or au pair
- Preschool (on base)
- Preschool (off base)
- "Child Development Center" (on base)
- Childcare center/day care center (off base)
- "Family Childcare Home" (on base)
- Childcare provider in a home setting (off base)
- "School-Age Care Program" (on base)
- After-school program (off base)
- Federally supported Head Start program
- None of the above

73. How many of your children routinely use the childcare arrangements marked in Question 72?

- 1
- 2
- 3
- 4
- 5 or more

74. What is the total amount that you spent last month on childcare arrangements for all of your children?

Does not apply, I spent no money on childcare arrangements last month. ⇒ Go to Question 75

MONTHLY CHILDCARE EXPENSE

\$

0	1	2	3	4
5	6	7	8	9

 . 0 0

Write your monthly expense in the boxes, then fill in the corresponding circles. For example, if you spent \$100 last month, you would enter "0100."

75. During the past 12 months, was there any change in your childcare arrangements for your child or children?

- Yes
- No ⇒ Go to Question 78

76. For what reasons did the childcare arrangements change? (MARK ALL THAT APPLY.)

- Beginning, ending, or changes in a child's school enrollment
- Beginning, ending, or changes in military assignment
- Beginning, ending, or changes in my school enrollment
- Cost
- Availability or hours of care provider
- Reliability of care provider
- Quality of care provided
- Care provider's location or accessibility
- Never had any regular arrangement
- Child outgrew arrangement
- No longer eligible for assistance
- Arrangement no longer available
- Other (specify):

77. During the past 12 months, did you lose any time from work or school due to a change in childcare arrangements?

- Yes
- No

78. Do you have a child or children enrolled in school?

- Yes
- No ⇒ Go to Question 83

79. What type of school does your youngest school-age child attend?

- College or university ⇒ Go to Question 83
- Public school off base
- Public school on base
- DoD school for dependents
- A religion-affiliated school
- A private day school, not religion-affiliated
- A private boarding school
- Home school
- Other (specify):

80. About how many hours per week does your child usually spend in school? (If you have more than one child, answer for the youngest school-age child.)

0	0
1	1
2	2
3	3
4	4
5	5
6	6
7	7
8	8
9	9

HOURS PER WEEK

Write the number of hours in the boxes, then fill in the corresponding circles.

PLEASE DO NOT WRITE IN THIS AREA



SERIAL #

81. For the type of school you marked in Question 79, please rate the following.

	NA/DK = Not applicable or don't know	E = Fail	D = Poor	C = Satisfactory	B = Good	A = Excellent
a. Overall academic program	<input type="radio"/>	<input type="radio"/>	<input type="radio"/>	<input type="radio"/>	<input type="radio"/>	<input type="radio"/>
b. Support services provided by the school	<input type="radio"/>	<input type="radio"/>	<input type="radio"/>	<input type="radio"/>	<input type="radio"/>	<input type="radio"/>
c. Special education programs	<input type="radio"/>	<input type="radio"/>	<input type="radio"/>	<input type="radio"/>	<input type="radio"/>	<input type="radio"/>
d. Physical plant (building, school grounds, heating/cooling, food service, etc.)	<input type="radio"/>	<input type="radio"/>	<input type="radio"/>	<input type="radio"/>	<input type="radio"/>	<input type="radio"/>
e. Availability of extracurricular activities	<input type="radio"/>	<input type="radio"/>	<input type="radio"/>	<input type="radio"/>	<input type="radio"/>	<input type="radio"/>
f. Safety of school	<input type="radio"/>	<input type="radio"/>	<input type="radio"/>	<input type="radio"/>	<input type="radio"/>	<input type="radio"/>
g. Overall quality of the school	<input type="radio"/>	<input type="radio"/>	<input type="radio"/>	<input type="radio"/>	<input type="radio"/>	<input type="radio"/>

82. Have you participated in, or have you been involved with, the following activities related to your child's or children's education? (MARK ALL THAT APPLY.)

- Attending conferences or meetings with teachers regarding the school
- Working with teachers to promote achievement
- Collaborating on educational opportunities for students, parents, and teachers
- Planning and implementing curricular and extracurricular activities
- Participating in decision making and problem solving to promote learning
- None of the above

83. Do you have one or more children who receive special education or early intervention services?

- Yes
- No

84. Do you have a child or other legal dependent enrolled in the Exceptional Family Member Program (EFMP) or the Coast Guard Special Needs Program?

- Yes
- No

85. How satisfied or dissatisfied are you with each of the following aspects of military health care for you and your family (exclude your spouse)?

	Very dissatisfied	Dissatisfied	Neither satisfied nor dissatisfied	Satisfied	Very satisfied
a. My out-of-pocket cost for care	<input type="radio"/>	<input type="radio"/>	<input type="radio"/>	<input type="radio"/>	<input type="radio"/>
b. Skill of physicians and other medical providers	<input type="radio"/>	<input type="radio"/>	<input type="radio"/>	<input type="radio"/>	<input type="radio"/>
c. Availability of specialists	<input type="radio"/>	<input type="radio"/>	<input type="radio"/>	<input type="radio"/>	<input type="radio"/>
d. Ability to get appointments	<input type="radio"/>	<input type="radio"/>	<input type="radio"/>	<input type="radio"/>	<input type="radio"/>
e. Waiting time in the clinic	<input type="radio"/>	<input type="radio"/>	<input type="radio"/>	<input type="radio"/>	<input type="radio"/>
f. Overall quality of care	<input type="radio"/>	<input type="radio"/>	<input type="radio"/>	<input type="radio"/>	<input type="radio"/>
g. Administrative requirements (claims, paperwork, approvals, etc.)	<input type="radio"/>	<input type="radio"/>	<input type="radio"/>	<input type="radio"/>	<input type="radio"/>

86. Do you or any family members living with you (exclude your spouse) have any of the following health conditions? (MARK ALL THAT APPLY.)

- Chronic medical or physical problem (e.g., cancer, diabetes)
- Asthma or other respiratory condition
- Attention deficit disorder (ADD) or attention deficit hyperactivity disorder (ADHD)
- Deafness, blindness, mental retardation, or autism or other serious emotional impairment
- None of my family members have any of the above mentioned conditions

87. Do you or any family members living with you (exclude your spouse) have a health condition that requires the use of a wheelchair, limited use of steps, or architectural/housing modifications?

- Yes
- No

88. Do you have caregiver responsibilities for an elderly family member (shopping, home maintenance, transportation, checking on them by phone, finances, arrangements for care, etc.)? (This includes persons who live with you or live somewhere else.)

- Yes
- No ⇒ Go to Question 91

89. How many elderly family members do you have caregiver responsibilities for?

- One
- Two
- Three or more

90. During the past 12 months, did you lose any time from your work due to eldercare responsibilities?

- Yes
- No

91. Have any of your relatives ever served on active military duty? (MARK ALL THAT APPLY.)

- Parent or guardian
- Spouse
- Brother or sister
- Son or daughter
- Grandparent
- Uncle or aunt
- Cousin
- Other close relative

ECONOMIC ISSUES

The questions in this section address economic issues in the lives of military members and their families. The information will be used to better understand the economic and financial concerns of military members and their families. Although people will have different views on what is or is not personal, many people will consider some of the questions very personal. Please continue with the survey even if there are some questions that you want to skip.

92. During the past 12 months, did you and your spouse receive any income or financial support from the following sources? (MARK ALL THAT APPLY.)

- A second job
- Alimony
- Child support
- Supplemental Security Income (SSI)
- Unemployment or Worker's compensation
- State-funded childcare assistance
- Women, Infants, and Children (WIC)
- Food Stamp Program
- Head Start Program
- Aid to Families with Dependent Children (AFDC)
- Medicaid
- Other (specify):

93. What is your **total monthly gross (before-tax) household income from all sources**? (Please include your spouse's military earnings, your earnings, and income or financial support from any other source.)

- \$1-1,000
- \$1,001-2,000
- \$2,001-3,000
- \$3,001-4,000
- \$4,001-5,000
- \$5,001-6,000
- \$6,001-7,000
- \$7,001-8,000
- \$8,001-9,000
- \$9,001-10,000
- \$10,001 and above

94. Roughly, what is the total amount of savings you and your spouse have? (Please include funds in bank accounts, IRAs, money market accounts, Certificates of Deposit (CDs), Savings Bonds, mutual funds, stocks and/or bonds.)

- \$0
- \$1-1,000
- \$1,001-2,500
- \$2,501-5,000
- \$5,001-7,500
- \$7,501-10,000
- \$10,001-12,500
- \$12,501-15,000
- \$15,001-17,500
- \$17,501-20,000
- \$20,001-50,000
- \$50,001-100,000
- \$100,001 and above

PLEASE DO NOT WRITE IN THIS AREA



SERIAL #

95. Do you or your spouse pay child support?

- Yes, I pay child support
- Yes, my spouse pays child support
- Yes, both my spouse and I pay child support
- No

96. What is the total amount you and your spouse paid last month for rent or mortgage?

- \$0
- \$1-400
- \$401-800
- \$801-1,200
- \$1,201-1,600
- \$1,601-2,000
- \$2,001 and above

97. What is the total amount you and your spouse paid last month for all loans and leases on cars, trucks, or motorcycles?

- \$0
- \$1-250
- \$251-500
- \$501-750
- \$751-1,000
- \$1,001-1,250
- \$1,251-1,500
- \$1,501 and above

98. What is the amount of payments that you and your spouse made last month to cover personal unsecured debt? (Include all credit cards, debt consolidation loans, AAFES loans, NEXCOM loans, student loans, and other personal loans; exclude home mortgage and car loans.)

- \$0
- \$1-150
- \$151-300
- \$301-450
- \$451-600
- \$601-750
- \$751-900
- \$901-1,050
- \$1,051 and above

99. After the last payment was made on personal unsecured debt, what was the total amount you and your spouse still owed? (Include all credit cards, debt consolidation loans, AAFES loans, NEXCOM loans, student loans, and other personal loans; exclude home mortgage and car loans.)

- \$0
- \$1-1,000
- \$1,001-2,500
- \$2,501-5,000
- \$5,001-7,500
- \$7,501-10,000
- \$10,001-12,500
- \$12,501-15,000
- \$15,001-17,500
- \$17,501-20,000
- \$20,001 and above

100. Which of the following best describes the financial condition of you and your spouse?

- Very comfortable and secure
- Able to make ends meet without much difficulty
- Occasionally have some difficulty making ends meet
- Tough to make ends meet but keeping your head above water
- In over your head

101. Which of the following statements comes closest to describing the saving habits of you and your spouse? (MARK ONE.)

- Don't save—usually spend more than income
- Don't save—usually spend about as much as income
- Save whatever is left over at the end of the month—no regular plan
- Save income of one family member, spend the other
- Spend regular income, save other income
- Save regularly by putting money aside each month

102. In the past 12 months, did any of the following happen to you and your spouse? (MARK ALL THAT APPLY.)

- Bounced two or more checks
- Received a letter of indebtedness (e.g., a letter from a lender to your spouse's commanding officer that payment is late)
- Had your spouse's wages garnished
- Fell behind in paying your rent or mortgage
- Fell behind in paying your credit card, AAFES, or NEXCOM account
- Was pressured to pay bills by stores, creditors, or bill collectors
- Had a bill collector contact your spouse's unit leader
- Pawned or sold-off valuables to make ends meet
- Borrowed money from friends or relatives to help you with a financial difficulty
- Borrowed money through an Emergency Loan Assistance Program or a Service Aid Society
- Had your utilities (telephone, cable, water, heat or electricity) shut off
- Had a car, household appliances, or furniture repossessed
- Was unable to afford needed medical care
- Went bankrupt (declared personal bankruptcy)
- None of the above

BACKGROUND INFORMATION

103. Are you:

- Male
- Female

104. What age were you on your last birthday?

YEARS	
0	0
1	1
2	2
3	3
4	4
5	5
6	6
7	7
8	8
9	9

105. What is the highest degree or level of school that you have completed? (MARK THE ONE ANSWER THAT DESCRIBES THE HIGHEST GRADE OR DEGREE THAT YOU HAVE COMPLETED.)

- 11th grade or less
- 12 years of school, no diploma
- High school graduate—high school diploma or the equivalent (e.g., GED)
- Some college credit, but less than 1 year
- 1 or more years of college, but no degree
- Associate degree (e.g., AA, AS)
- Bachelor's degree (e.g., BA, AB, BS)
- Master's, doctoral degree, or professional school degree (e.g., MA/MS/PhD/MD/JD/DVM)

106. If you are now attending a non-military school, what kind of school is it? (MARK ALL THAT APPLY.)

- Does not apply, I do not attend school
- Vocational, trade, business, or other career training school
- Junior or community college (2-year)
- Four-year college or university
- Graduate or professional school
- Other

107. Are you a citizen of the United States?

- Yes, born in the United States
- Yes, born in Puerto Rico, Guam, the U.S. Virgin Islands, or Northern Marianas
- Yes, born abroad of American parent or parents
- Yes, a U.S. citizen by naturalization
- No, not a citizen of the United States

108. Is English a second language for you?

- Yes
- No

109. Are you Spanish/Hispanic/Latino? (MARK "No" IF NOT SPANISH/HISPANIC/LATINO.)

- No, not Spanish/Hispanic/Latino
- Yes, Mexican, Mexican American, Chicano
- Yes, Puerto Rican
- Yes, Cuban
- Yes, other Spanish/Hispanic/Latino

110. What is your race? (MARK ONE OR MORE RACES TO INDICATE WHAT YOU CONSIDER YOURSELF TO BE.)

- White
- Black or African-American
- American Indian or Alaska Native
- Asian (e.g., Asian Indian, Chinese, Filipino, Japanese, Korean, Vietnamese)
- Native Hawaiian or other Pacific Islander (e.g., Samoan, Guamanian, or Chamorro)
- Some other race (specify):

111. What date did you complete this survey?

DATE

MONTH	DAY		YEAR
<input type="radio"/> January			<input type="radio"/> 1999
<input type="radio"/> February			<input type="radio"/> 2000
<input type="radio"/> March	0	0	
<input type="radio"/> April	1	1	
<input type="radio"/> May	2	2	
<input type="radio"/> June	3	3	
<input type="radio"/> July		4	
<input type="radio"/> August		5	
<input type="radio"/> September		6	
<input type="radio"/> October		7	
<input type="radio"/> November		8	
<input type="radio"/> December		9	

PLEASE DO NOT WRITE IN THIS AREA




SERIAL #

COMMENTS

112. If you have comments or concerns that you were not able to express in answering this survey, please write them in the space provided. If your comments relate to specific questions on this survey, please make a note of the question number beside your comment.

Lined area for writing comments.

Hamburgelons



- PLEASE RETURN YOUR COMPLETED SURVEY IN THE BUSINESS REPLY ENVELOPE.
- IF YOU ARE RETURNING THE SURVEY FROM ANOTHER COUNTRY, BE SURE TO RETURN THE BUSINESS REPLY ENVELOPE THROUGH A U.S. GOVERNMENT MAIL ROOM OR POST OFFICE.
- FOREIGN POSTAL SYSTEMS WILL NOT DELIVER BUSINESS REPLY MAIL.

THANK YOU FOR YOUR TIME AND ASSISTANCE

BARCODE

PLEASE DO NOT WRITE IN THE AREA BELOW

SERIAL #