

ARMY RESEARCH LABORATORY



# Cost-Effective Manufacturing of Damage-Tolerant Integral Armor

by Bruce K. Fink  
and John W. Gillespie, Jr.

ARL-TR-2319

September 2000

Approved for public release; distribution is unlimited.

THIS DOCUMENT CONTAINS 4

20001030 083

The findings in this report are not to be construed as an official Department of the Army position unless so designated by other authorized documents.

Citation of manufacturer's or trade names does not constitute an official endorsement or approval of the use thereof.

Destroy this report when it is no longer needed. Do not return it to the originator.

---

---

## Abstract

---

The U.S. Army Research Laboratory (ARL) and the University of Delaware (UD) have developed an enabling technology to produce a polymer matrix composite-based integral armor with improved multihit ballistic capability. Current applications for integral armor composites include the Composite Armored Vehicle (CAV) technology demonstrator and Crusader self-propelled howitzer platforms. Present integral armor manufacturing processes involve adhesive bonding of a composite structure with ballistic armor tiles, spall shield, and nuisance cover. ARL, UD, and the CAV/Crusader composite structure contractor, United Defense Limited Partnership (UDLP), assessed through-thickness stitching to improve the multihit capability and reduce manufacturing costs. The patent-pending co-injection resin-transfer molding (CIRTM) process was used to produce a stitched, co-injected integral armor panel that demonstrated improved multihit capability. The spall shield was fabricated with a phenolic resin for fire, smoke, and toxicity protection, while the remainder of the integral armor (structural composite resin encapsulating the tiles and the nuisance cover) was fabricated with an epoxy resin for structural performance. Through-thickness stitching and CIRTM were used to enhance the damage tolerance and to reduce the cost of the armor.

## Acknowledgments

This manuscript was prepared in collaboration with the Composite Materials Research Collaborative Program sponsored by the U.S. Army Research Laboratory (ARL) under Cooperative Agreement DAAL01-96-2-0048 and participation in the U.S. Army Research Office (ARO)-sponsored Tuskegee Research Consortium, "Intelligent Resin Transfer Molding for Integral Armor Applications." The authors acknowledge the contributions of Torrey Pike, Mike McArthur and George Thomas of United Defense Limited Partnership (UDLP) for fabrication assistance and ballistic testing; Karl Bernetich, Scott Jones, Emanuele Gillio, Sunil Naik, Keith Poppiti, and Jeremy Garey at the University of Delaware (UD) for cost, manufacturing, testing, and data reduction of the composite specimens; and Mac Puckett of the Dow Chemical Company for providing materials and technical support for the vinyl-ester resin systems.

INTENTIONALLY LEFT BLANK.

# Table of Contents

	<u>Page</u>
<b>Acknowledgments</b> .....	iii
<b>List of Figures</b> .....	vii
<b>List of Tables</b> .....	ix
<b>1. Background</b> .....	1
<b>2. Demonstration of Processing Innovations</b> .....	2
<b>3. Composite Armor Testing</b> .....	7
3.1 Test Matrix .....	7
3.2 Ballistic Testing .....	8
3.3 Extent of Damage .....	9
3.4 Results .....	9
3.4.1 <i>V<sub>50</sub> Testing and Data Normalization</i> .....	9
3.4.2 <i>7-psf Target Data</i> .....	12
3.4.3 <i>20-psf Target Data</i> .....	17
<b>4. Conclusions</b> .....	21
<b>5. References</b> .....	23
<b>Distribution List</b> .....	25
<b>Report Documentation Page</b> .....	45

INTENTIONALLY LEFT BLANK.

# List of Figures

<u>Figure</u>	<u>Page</u>
1. Schematic Comparing Traditional Sequential Manufacturing to the CIRTM Process .....	3
2. Ballistically Tested Panel Manufactured Using Traditional Multistep Process.....	4
3. Schematic of Through-Thickness Stitching and Co-Injection of Integral Armor.....	4
4. Co-Injected, Stitched Integral Armor Target Exhibiting Six-Shot Multihit Performance Without Separation of the Ballistic Liner Fabricated With Stitching and Co-Injection .....	6
5. Activity-Based Cost Analysis Showing the Cost Savings of CIRTM.....	6
6. Plot of 20-mm Vinyl-Ester Panel Delamination Data Showing Normalization Procedure .....	11
7. Cross Section of a 7-psf Target After Ballistic Impact.....	11
8. Ultrasonic Scan Plots for the 7-psf Panel Shown in Figure 7 .....	12
9. Front Surface of a 7-psf Panel After Ballistic Impact. ....	13
10. Averaged Gate Delamination Data for 7-psf Panels Normalized to 1,550 fps .....	14
11. Average and Maximum Delamination Data for 7-psf Panels .....	15
12. AVE/MAX Delamination Data for 7-psf Panels.....	16
13. AVE/MAX <sup>2</sup> Delamination Data for 7-psf Panels.....	17
14. Front Surface of a Stitched Vinyl-Ester 20-psf Panel Prior to Ballistic Impact .....	18
15. Averaged Gate Delamination Data for 20-psf Panels Normalized to 2,700 fps .....	19
16. Average and Maximum Delamination Data for 20-psf Panels .....	19
17. AVE/MAX Delamination Data for 20-psf Panels.....	20
18. AVE/MAX <sup>2</sup> Delamination Data for 20-psf Panels.....	20



INTENTIONALLY LEFT BLANK.

# List of Tables

<u>Table</u>	<u>Page</u>
1. Testing Matrix for Panels Without Alumina Tiles .....	7
2. Testing Matrix for Panels With Alumina Tiles .....	8
3. SC-4 Panels, Nonstitched, .50-cal. FSP .....	10
4. CYCOM Panels, Nonstitched, .50-cal. FSP .....	10
5. Delamination Data for the 7-psf Targets .....	13
6. Delamination Data for the 20-psf Ballistic Panels .....	18

INTENTIONALLY LEFT BLANK.

# 1. Background

Composite materials are playing a key role in the development of lightweight integral armor for military vehicles. Current and developing Army applications have identified the need for lightweight structural materials in order to enhance deployability and mobility of land combat forces. Several research and development programs have demonstrated the effectiveness of composite materials for combat ground vehicles to meet these needs. Recent advances include the development of composite/ceramic integral armor systems that provide significant improvement over monocoque composite structures with appliqué armor. To optimize the weight and performance of the vehicle, integral armor was developed as part of the Composite Armored Vehicle (CAV) Program with United Defense Limited Partnership (UDLP) [1]. The integral armor system exploits the structural contribution of the armor tiles to the structural design of the vehicle and allows the composite structure to perform a role in the ballistic protection of the vehicle to minimize areal density.

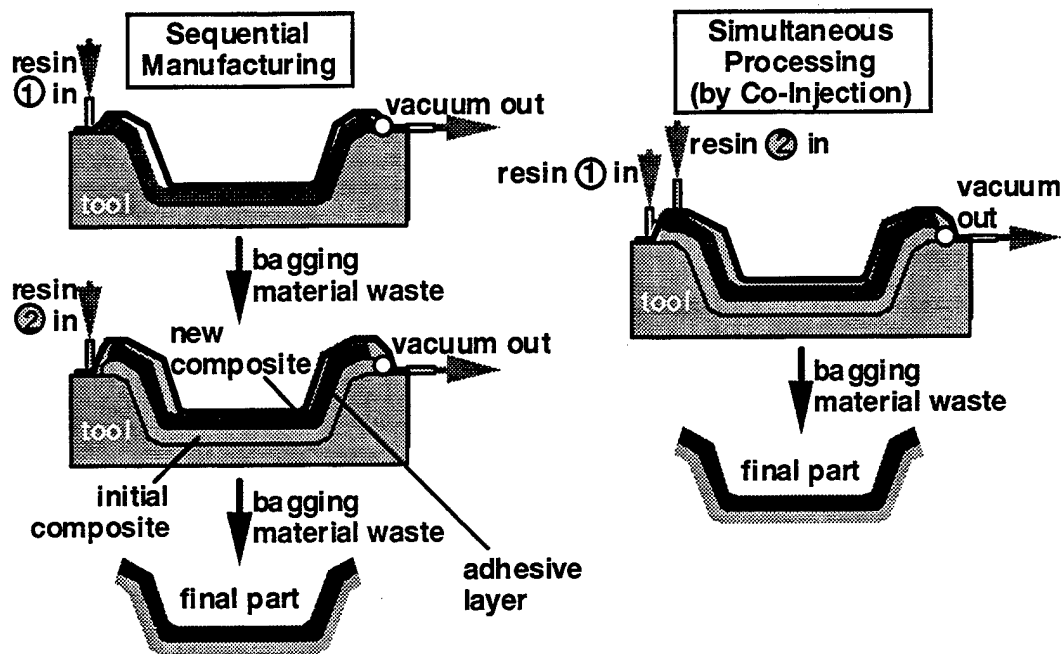
The integral armor designed by UDLP for the CAV upper hull and ramp structures is based on hybrid composite technology (i.e., combinations of polymeric, metallic, and ceramic materials) to meet multifunctional requirements such as structural; ballistic; signature management; electromagnetic interference (EMI) shielding; and fire, smoke, and toxicity (FST) protection. Such hybrid systems are designed for optimal utilization of not only the unique characteristics of each component material but also the synergistic effects of the entire system [2].

The manufacture of composite armor components generally involves multiple manufacturing steps to produce each composite layer. The individual layers are then adhesively bonded together in separate operations, resulting in an integral armor structure. These labor-intensive operations increase costs, pollution, part-to-part variability, and part-to-part dimensional tolerances and introduce defects at interfaces. Opportunities to enhance multihit/damage tolerance are limited by a multistep fabrication process.

## 2. Demonstration of Processing Innovations

Co-injection resin-transfer molding (CIRTM) is a patent-pending process developed by the U.S. Army Research Laboratory (ARL) and the University of Delaware (UD) as a cost-effective, pollution-reducing, performance-enhancing alternative to multistep vacuum-assisted resin-transfer molding (VARTM) for multifunctional composite structures [3]. A distinct advantage of the CIRTM process is the ability to include all of the composite armor elements in a single-preform assembly, including various fiberglass fabrics, an elastomer layer, and ceramic alumina tile [4–6]. At dissimilar material interfaces, a separation layer must be used. For integral armor applications, separation layers consisting of polysulfone film and epoxy-film adhesives were used. These CIRTM-compatible resin barriers have been shown to produce diffusion-enhanced adhesion (DEA) bonds with outstanding properties [7–10]. A high-permeability distribution media is placed on either side of the preform to enable rapid resin flow in lateral directions prior to through-thickness preform infiltration. Since no adhesives are used in secondary bonding operations and the entire process is performed within a closed, controlled system, volatile organic compound (VOC) hazardous air pollutant (HAP) emissions are drastically reduced.

The CIRTM process introduces four distinct advantages for fabricating multiresin composite parts. First, Newton et al. [11] reported significant pollution-prevention benefits to the application of CIRTM in production of composites. Second, CIRTM reduces costs by allowing single-step manufacture of parts by reducing cycle time and secondary operations. Third, the co-injection process results in a tougher interface between layers when compared with manufacturing the layers separately and then postbonding them together. Reduction of manufacturing steps is shown in Figure 1. Finally, and perhaps most important for realizing the potential of integral armor, the co-injection process enables through-thickness reinforcement of multiresin systems, which provides optimal load transfer between structural, fire-protective, and shock-wave-management layers of the composite armor.



**Figure 1. Schematic Comparing Traditional Sequential Manufacturing to the CIRTM Process.**

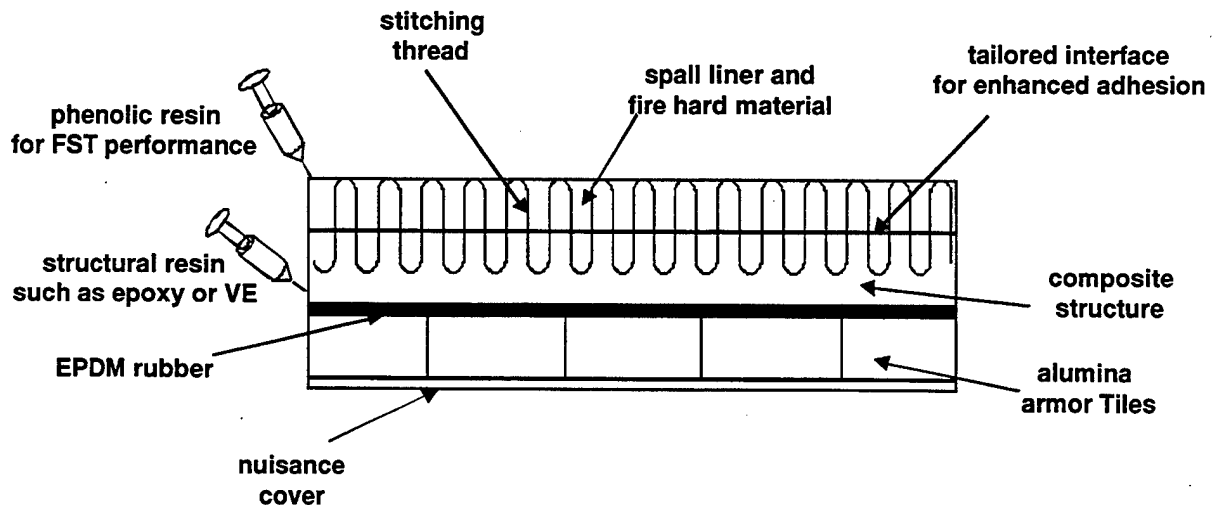
To demonstrate the feasibility of the co-injection process to enable through-thickness reinforcement and improved ballistic performance in a manufacturing environment, several 2-ft  $\times$  2-ft targets were fabricated for ballistic evaluation. The baseline targets were fabricated by UDLP, using a conventional multistep manufacturing process where the nuisance cover, tiles, and fiberglass composite structure were placed in a dry mold and VARTM was used to wet the part out with an epoxy resin (Applied Poleramic SC-15). After wet-out and cure, the part was demolded and the ballistic liner was placed on the previously cured laminate and a second VARTM manufacturing operation was used to wet-out the ballistic liner with a phenolic resin (Applied Poleramic SPH-4). Adhesion between the two resins (epoxy and phenolic) was minimal, resulting in poor multihit performance. After a single shot, there was extensive damage between the epoxy composite interface with the phenolic composite ballistic liner. The second shot resulted in complete separation of the ballistic liner from the epoxy composite (Figure 2).

To improve multihit performance, through-thickness stitching was employed to join the composite backing plate with the ballistic liner. The CIRTM manufacturing process was used to



**Figure 2. Ballistically Tested Panel Manufactured Using Traditional Multistep Process.**  
 Photo Courtesy of UDLP.

fabricate the part in a single step, while maintaining separate and discrete layers with the two resin systems. A schematic of the co-injected, stitched integral armor target is shown in Figure 3.



**Figure 3. Schematic of Through-Thickness Stitching and Co-Injection of Integral Armor.**

The co-injected, stitched integral armor target resulted is a composite with a stitched, co-cured interface between the separate resin layers that provides superior performance and reduced cost compared to traditional multistep fabrication approaches. For this target configuration, a UDLP-proprietary barrier was used as a means of controlling the flow of the two resins. Co-injecting the phenolic fire-protective layer with the epoxy structural layer in a single composite part improved the multihit performance of the targets.

Ballistic testing showed multihit performance of up to six shots into a single target without separation of the spall liner from the epoxy composite (Figure 4). The stitching and toughened interlayer bonding clearly improved the damage tolerance of the panels apparent through the significant reduction in lateral delamination. Previously reported results show that interlaminar shear strength provided by CIRTM is enhanced relative to the weakest resin in the specimen [5]. In all CIRTM-manufactured specimens, failure occurred within the phenolic composite layer. For the Mode I fracture toughness testing, failure of the co-injected samples was observed to be cohesive; conversely, the failure of the secondary-bonded multistep manufactured panels was adhesive failure between the epoxy adhesive and the phenolic composite. During Mode I crack propagation, multiple delamination planes formed in the phenolic laminate, which is a reflection of the higher toughness offered by the CIRTM interphase. Results of both interlaminar shear and Mode I fracture toughness for CIRTM were comparable to or exceeded the phenolic baseline. The multihit performance of the stitched co-injected integral armor targets showed substantial improvement when compared to targets fabricated with the sequential manufacturing process.

Another advantage of the co-injection process is a lower cost manufacturing process. Figure 5 compares the cost of the co-injection process with a sequential two-step manufacturing process for an integral armor structure. The activity-based cost analysis was performed on the ramp section of the CAV in a simulated manufacturing model. Manufacturing models incorporating co-injection and sequential injection processes have indicated that co-injection will result in approximately a 15% cost savings over the sequential injection process. These savings are mostly due to the decreased material handling time and decreased cycle time for production. Materials savings (e.g., bagging materials, waste resin, etc.) are also a component. Not included






Figure 4. Co-Injected, Stitched Integral Armor Target Exhibiting Six-Shot Multihit Performance Without Separation of the Ballistic Liner Fabricated With Stitching and Co-Injection. Photo Courtesy of UDLP.

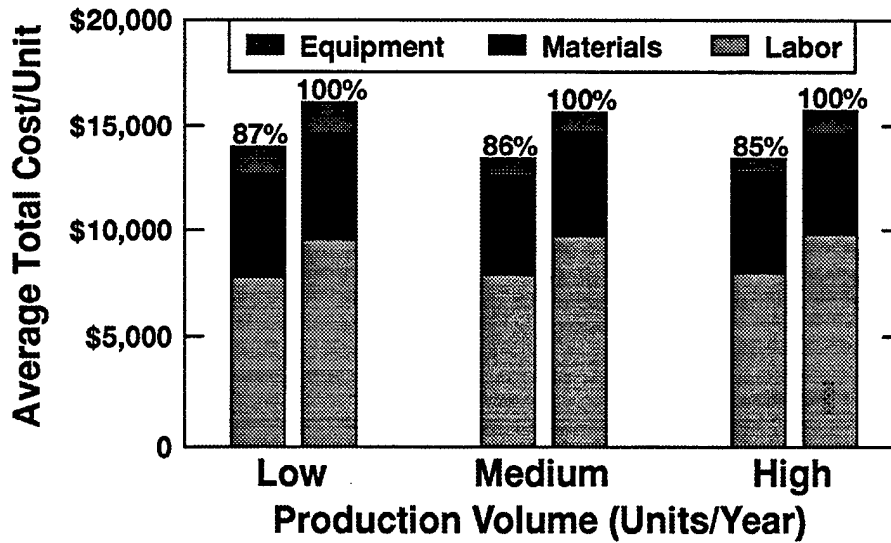


Figure 5. Activity-Based Cost Analysis Showing the Cost Savings of CIRTM.

in the model are environmental cost savings issues. More detail on environmental cost savings for this process are covered elsewhere [11]. Greater annual production volume may also be achieved from co-injection, given an equal capital investment in manufacturing equipment [12].

### 3. Composite Armor Testing

**3.1 Test Matrix.** Previous work studied the ballistic properties of polyester- [13] and epoxy-based [14, 15] composite panels. A goal of this study was to provide ballistic properties of more cost-effective and VARTM/CIRTM process-friendly vinyl-ester resin systems. To test the equivalency of a VARTM-compatible vinyl-ester resin system (Dow Derakane 411-C-50) with a VARTM-compatible toughened epoxy (Applied Poleramic SC-4) and a polyester prepreg baseline system (CYCOM 4102), a series of S2-glass composite panels was fabricated, with areal densities of 7 psf and 20 psf. A 24 oz/yd<sup>2</sup>, 5 × 5 plain weave, S2-glass fabric was used in the 20-psf armor systems, while an 18 oz/yd<sup>2</sup>, 2 × 2 twill weave S2-glass fabric was used in the 7-psf armor systems. The effect of through-thickness stitching was assessed for ballistic damage confinement for the VARTM-produced panels. Additionally, the 20-psf panels were tested with 0.7-in-thick AD90 alumina ballistic tiles bonded to the outer surface. Tables 1 and 2 summarize the test matrix for the 7- and 20-psf panels, respectively.

**Table 1. Testing Matrix for Panels Without Alumina Tiles**

Material	Stitching	Areal Density (psf)	V <sub>50</sub> Against .50-cal. FSP (fps)	.50-cal. FSP Projectile Velocity for Testing (fps)
Polyester Prepreg	No	7.0	1,770	1,550
VARTM Vinyl Ester	No	7.2	1,780	1,550
VARTM Vinyl Ester	Yes	7.0	—	1,550
VARTM Epoxy Resin	No	7.0	1,750	1,550
VARTM Epoxy Resin	Yes	7.0	—	1,550

Note: FSP = fragment-simulating projectile.

The stitched composite targets were fabricated using the following procedure. First, the fabric was laid-up dry. The dry preform was stitched using a chain-stitching machine with a MIL-T-87128, 3-cord, soft, Kevlar thread (2,000 denier). The dry preform was stitched in both the X and Y directions, with stitch rows on 1-in centers. The stitch spacing within the stitch row was approximately five threads per inch. The stitch spacing along the stitch row varied slightly,

**Table 2. Testing Matrix for Panels With Alumina Tiles**

Material	Stitching	Areal Density (psf)	20-mm FSP Projectile Velocity for Testing (fps)
Polyester Prepreg	No	20	2,700
VARTM Vinyl Ester	No	20	2,700
VARTM Vinyl Ester	Yes	20	2,700
VARTM Epoxy Resin	No	20	2,700
VARTM Epoxy Resin	Yes	20	2,700

due to the weight of the preform and the inability to accurately index the preform by hand. An estimate of through-thickness reinforcement is 3–4% volume fraction. It should be noted that two threads pass completely through a single needle hole in a chain stitch pattern, effectively doubling the thread denier.

**3.2 Ballistic Testing.** Four-shot  $V_{50}$  testing was used to determine a velocity at which the projectile would likely penetrate the 7-psf targets using a .50-cal. fragment-simulating projectile (FSP). Targets were fabricated using the CYCOM prepreg material and using the SC-4 resin to perform the  $V_{50}$  testing. From the 4-shot  $V_{50}$  results, a reduced velocity was chosen to test the remainder of the targets. By performing a 4-shot  $V_{50}$ , comparing the results and reducing the velocity, it was confidently assumed that the energy level imparted to the targets would cause sufficient damage to the laminate without completely penetrating the target. This allowed for comparison of the ballistically impacted panels based on the extent of damage given relatively equivalent input energies. A velocity of 1,550 fps was chosen for the constant velocity testing of the remaining targets. This allowed for subsequent structural testing at a constant velocity and correlation with residual strength models. Testing was done in accordance with NIJ Standard 0101.03. Due to the light powder charge in the projectile case, velocity varied somewhat on the constant velocity testing with the .50-cal. projectile but still permitted an accurate relative level of comparison between the various targets. Velocity was determined using light screens and a chronograph.

The composite backing plates for the 20-psf alumina-composite armor targets were fabricated in a similar fashion as the 7-psf targets, and a single alumina hex tile was bonded to the face using an epoxy-paste adhesive. A 0.4-mm to 0.6-mm glass bead was used as a spacer to maintain a constant thickness within the bondline. This combination provides a line-of-sight (LOS) areal density of 20 psf to the projectile. For the ceramic-faced composite armor targets, a 20-mm fsp at 2,700 fps was selected for the projectile and velocity given an estimated lower-bound 3,000-fps  $V_{50}$ . The velocity was chosen to impart a significant level of damage to the projectile with little or no penetration of the projectile into the composite backing plate.

**3.3 Extent of Damage.** The damaged targets were nondestructively tested to determine the extent of delamination resulting from the projectile impact. All of the targets were ultrasonically scanned using four gates to record delamination profiles through the thickness of the panel. Gate 1 is located nearest the impact surface of the composite backing plate, Gate 4 near the back surface, and Gates 2 and 3 equally spaced through the thickness. A 5-MHz focused transducer was used to ultrasonically scan targets. After the panels were scanned, the images were imported into image processing software to determine a percentage of damage within the panel. Percent delamination was determined through edge enhancement of the image and highlighting the damage region. A calculation could then be done, which compared the highlighted damaged portion to the whole image, providing a percent delamination.

### **3.4 Results.**

**3.4.1  $V_{50}$  Testing and Data Normalization.** Tables 3 and 4 show the results of the  $V_{50}$  testing for the SC-4 and polyester 7-psf targets. It is understood that this limited number of shots does not provide an accurate  $V_{50}$  ballistic limit for these material systems. It does, however, provide a good indication of what reduced velocity across all the panels should be used for a "constant velocity" to assess the effects of material variations such as through-thickness stitching and resin system. Based on these 4-shot  $V_{50}$  results, a velocity of 1,550 fps was chosen as the impact velocity for the remainder of the 7-psf targets.

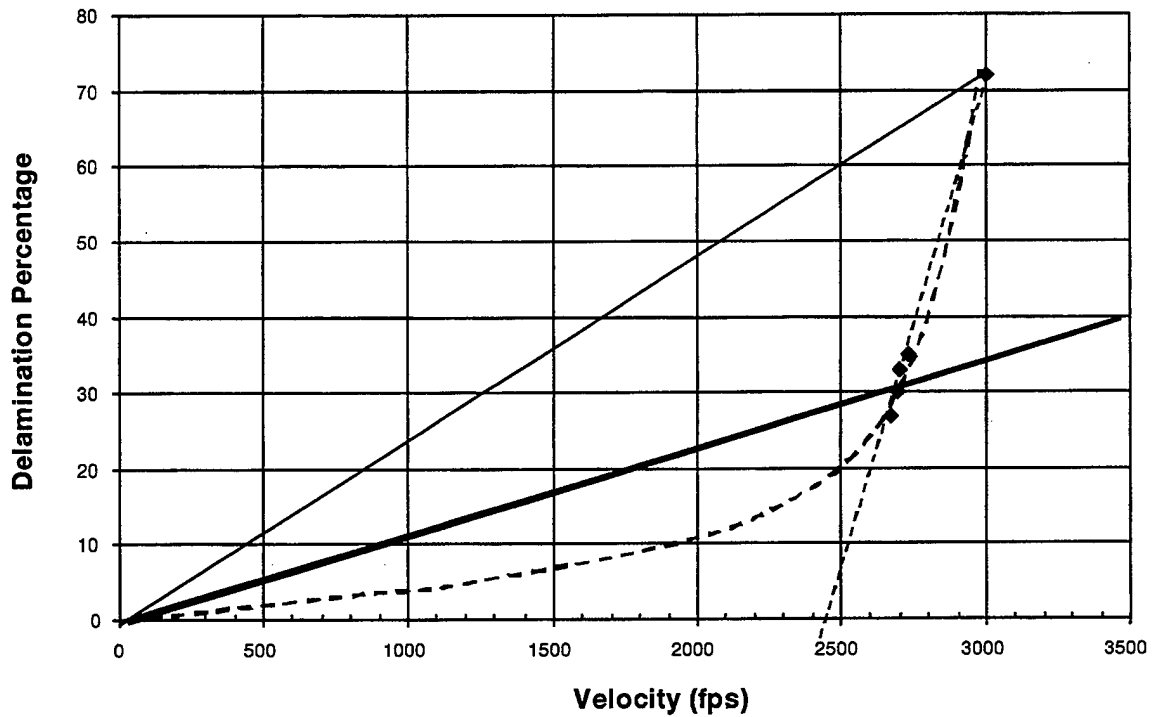
**Table 3. SC-4 Panels, Nonstitched, .50-cal. FSP**

Panel No.	Areal Density (psf)	Velocity (fps)	Comments
SC-4-3	7.0	1,749	Complete
SC-4-2	6.9	1,536	Incomplete
SC-4-4	6.9	1,685	Incomplete
SC-4-1	6.9	1,729	Incomplete
V <sub>50</sub> : 1,740 fps			

**Table 4. CYCOM Panels, Nonstitched, .50-cal. FSP**

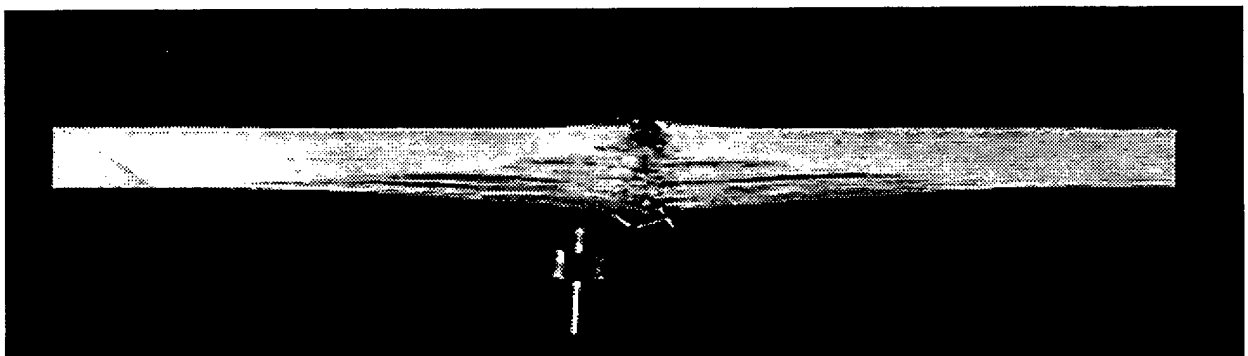
Panel No.	Areal Density (psf)	Velocity (fps)	Comments
CYCOM-1	7.0	1,729	Incomplete
CYCOM-2	7.0	1,776	Partial, Hit Witness
CYCOM-3	7.0	1,808	Complete
CYCOM-4	7.0	1,663	Incomplete
V <sub>50</sub> : 1,770 fps			

While it is desirable to test at a common impact velocity, it is not possible to accurately obtain equivalent velocities using charged projectiles. Figure 6 shows the maximum extent of delamination data vs. penetrator velocity for the 20-mm vinyl-ester stitched and unstitched panels as an example of the method of normalization of extent of damage measurements against a common impact velocity. Here, the desired impact velocity was 2,700 fps and the average maximum delamination was 30% of the planar area of the target. Normally, one might normalize data above and below 2,700 fps back to 2,700 fps by following the heavy solid line back to zero. However, since the expected relationship between damage and velocity (below V<sub>50</sub>) generally looks more like the curved dashed line, it is more reasonable to attempt to normalize damage data along an expected slope within the region of the neighboring data. Since the V<sub>50</sub> for these targets was determined to be around 3,000 fps and a maximum circular delamination zone of 72% is assumed at V<sub>50</sub>, a line was constructed from this point back through the data. This line was used for normalizing the damage zone data to a common velocity of 2,700 fps. A similar procedure was used for the 7-psf target data normalized to 1,550 fps.

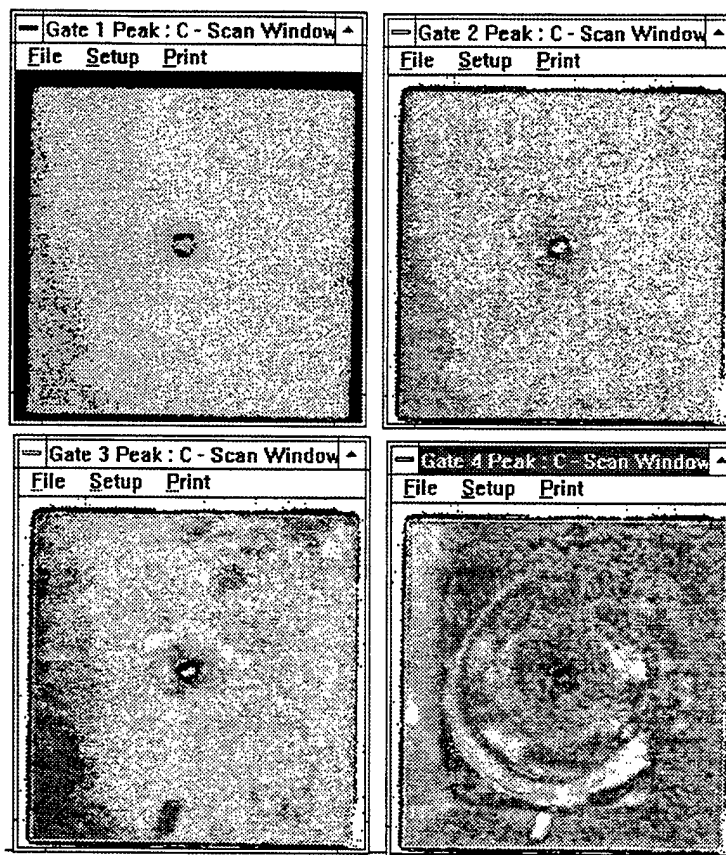


**Figure 6. Plot of 20-mm Vinyl-Ester Panel Delamination Data Showing Normalization Procedure.**

Figure 7 shows a cross section of one of the nonstitched 7-psf targets after ballistic impact. Figure 8 shows the ultrasonic scan images for the panel of Figure 7 for each of the four gates, with the first gate being near the top surface of the target.



**Figure 7. Cross Section of a 7-psf Target After Ballistic Impact.**



**Figure 8. Ultrasonic Scan Plots for the 7-psf Panel Shown in Figure 7.**

**3.4.2 7-psf Target Data.** Figure 9 shows the outer surface (impact side) of one of the 7-psf panels after ballistic impact. The extent of damage near the first gate is clearly visible. Table 5 provides the delamination data for all the 7-psf targets.

Figure 10 depicts the average delamination sizes at each gate for the data of Table 5, showing the conical shape of damage through the thickness of the laminates. The areas under the curves in Figure 10 are approximate estimates of the volume of damage and, since the delamination data is normalized to a common velocity, the volume of damage is a useful comparison of damage density between panels. The shape of the curves in Figure 10 is important to consider. A convex curve indicates an armor that delaminates primarily near the back surface and does not absorb energy uniformly through its thickness. A concave curve is indicative of an armor that more evenly distributes its damage through the thickness. A superior damage-tolerant armor is one that uniformly absorbs energy through the thickness and that offers the potential for high residual

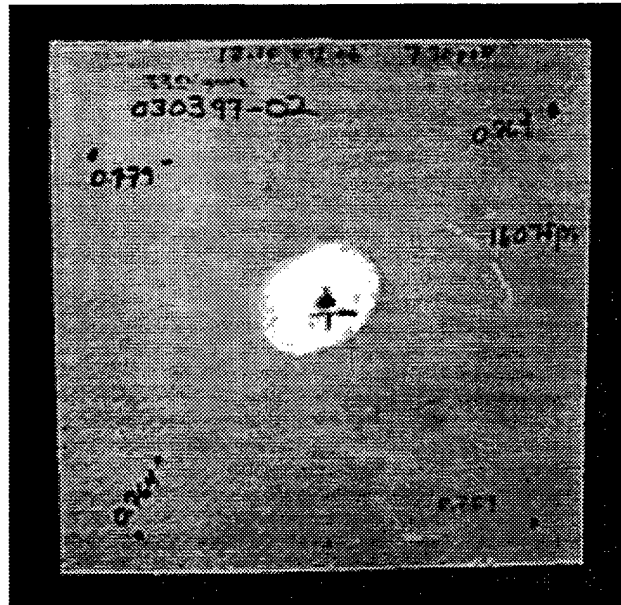


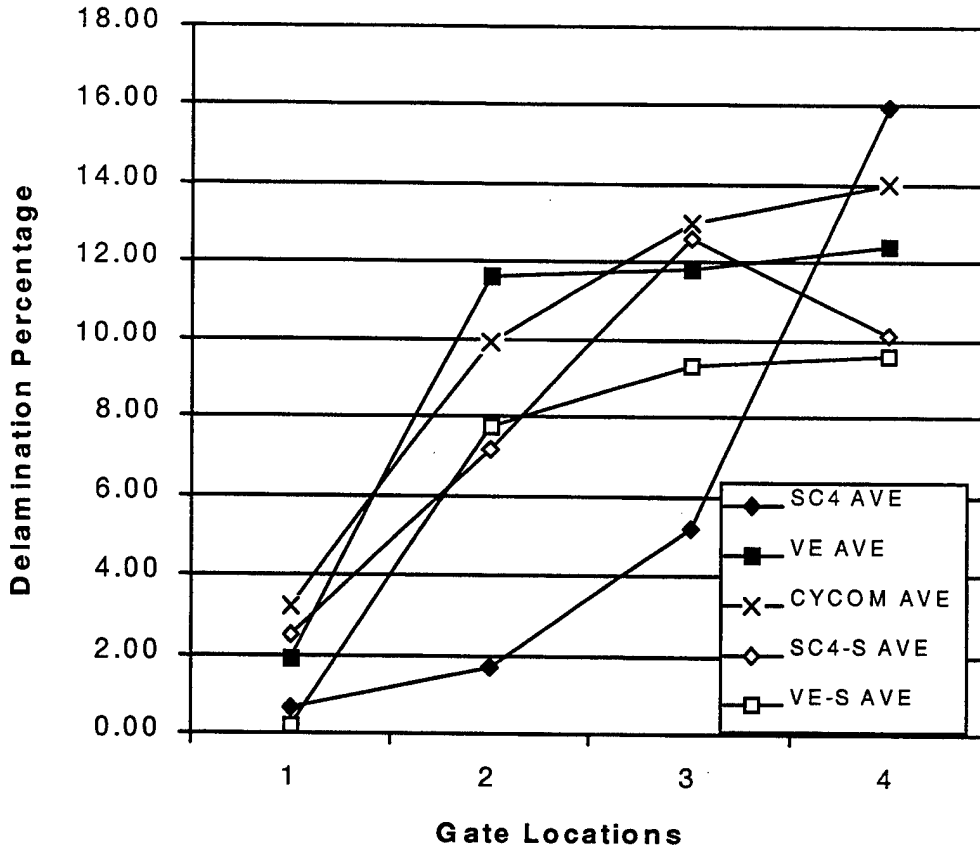
Figure 9. Front Surface of a 7-psf Panel After Ballistic Impact. Gate 1 Delamination Zone Is Visible.

Table 5. Delamination Data for the 7-psf Targets

Panel ID	Panel ID No.	Gate 1 (%)	Gate 2 (%)	Gate 3 (%)	Gate 4 (%)	Velocity (fps)
SC-4	2217-4	2.2	3.5	8.0	50.6	1,729
SC-4	2217-5	0.9	3.4	11.8	21.7	1,607
VE	2716-1	1.0	16.6	16.7	17.6	1,579
VE	2716-2	5.0	17.3	17.9	18.6	1,617
CYCOM	2716-5	9.1	12.4	19.6	19.8	1,608
CYCOM	2716-6	0.8	15.4	17.5	19.7	1,578
SC-4-s	2217-7	1.0	6.2	12.9	13.8	1,571
SC-4-s	2217-8	2.6	5.7	9.0	5.5	1,512
VE-s	2716-3	0.2	8.0	8.6	9.0	1,566
VE-s	2716-4	0.4	14.3	18.5	18.9	1,615

Notes: SC-4: unstitched 7-psf SC-4 epoxy VARTM composite.  
 VE: unstitched 7-psf vinyl-ester VARTM composite.  
 CYCOM: unstitched 7-psf polyester prepreg composite.  
 SC-4-s: stitched 7-psf SC-4 epoxy VARTM composite.  
 VE-s: stitched 7-psf vinyl-ester VARTM composite.  
 SC-4-t: unstitched 20-psf SC-4 epoxy VARTM composite with alumina tile.  
 VE-t: unstitched 20-psf vinyl-ester VARTM composite with alumina tile.  
 CYCOM-t: unstitched 20-psf polyester prepreg composite with alumina tile.  
 SC4-t-s: stitched 20-psf SC-4 epoxy VARTM composite with alumina tile.  
 VE-t-s: stitched 20-psf vinyl-ester VARTM composite with alumina tile.

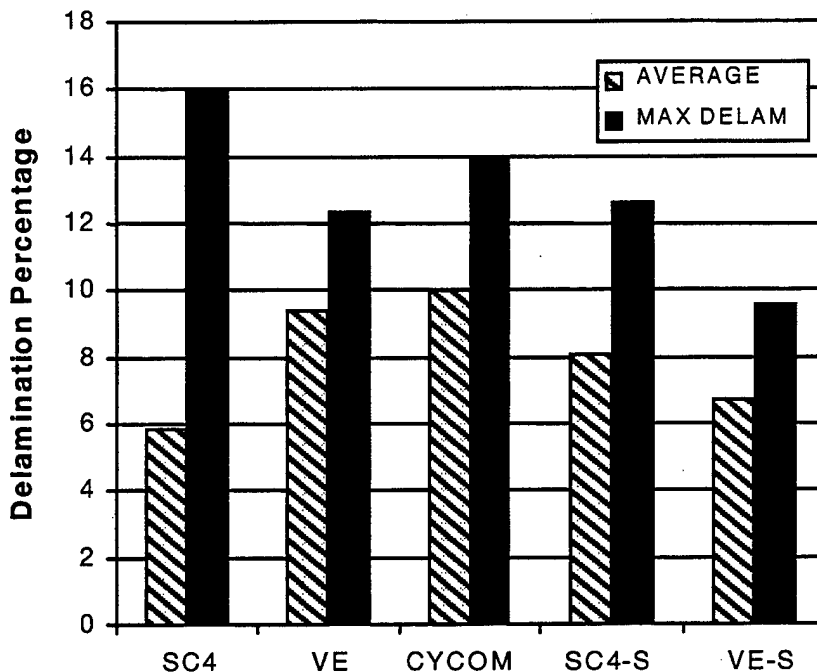




**Figure 10. Averaged Gate Delamination Data for 7-psf Panels Normalized to 1,550 fps.**

strength. Based on these materials, VE-S outperforms VE, SC-4, and CYCOM. The benefits of stitching are shown in the figure for vinyl-ester panels (lower extent of damage) but most dramatically in the case of SC-4 panels. Thus, while the SC-4 toughened epoxy does not appear to outperform the lower-toughness vinyl ester, stitching does appear to provide a greater damage tolerance and, in the case of SC-4, provides for a beneficial transition from a convex to a concave damage zone shape through the thickness.

Figure 11 compares damage volumes (calculated as the average of the four gates) and maximum delaminations. A lower maximum delamination is preferable for damage tolerance and multihit performance. It is also preferential to minimize the damage volume for the same reasons; however, for a given maximum delamination size, a higher damage volume may be indicative of more efficient energy dissipation in the panel.



**Figure 11. Average and Maximum Delamination Data for 7-psf Panels.**

Another way of comparing panels is to compare the ratio of the average delamination to the maximum delamination. Figure 12 shows this ratio (hatched bars), and, for ease of comparison, the solid bars indicate the average-to-maximum ratios normalized to the SC-4 panel. A ratio of unity would be the ideal situation since it represents the case where damage is uniform through the thickness and the entire thickness has contributed to the dissipation of energy providing a more damage tolerant postballistic structure and, possibly, increasing the ballistic performance of the armor through more efficient dissipation of energy. However, since it is important to consider both the desire to minimize the maximum extent of delamination (Figures 10 and 11) and the desire to optimize the uniformity of damage through the thickness (Figure 12), the ratio of these two ( $AVE/MAX^2$ ) is insightful for comparison of armors.  $AVE/MAX^2$  is simply the ratio of the normalized average ( $AVE/MAX$ ) to the maximum ( $MAX$ ). Consider two panels in which one has a conical delamination pattern through the thickness and one has a uniform (cylindrical) delamination pattern through the thickness. If both have an average delamination diameter ( $AVE$ ) of 2 in, then the conical pattern has a maximum delamination diameter ( $MAX$ ) of 4 in and the cylindrical pattern has a maximum delamination of 2 in. The  $MAX$  value is

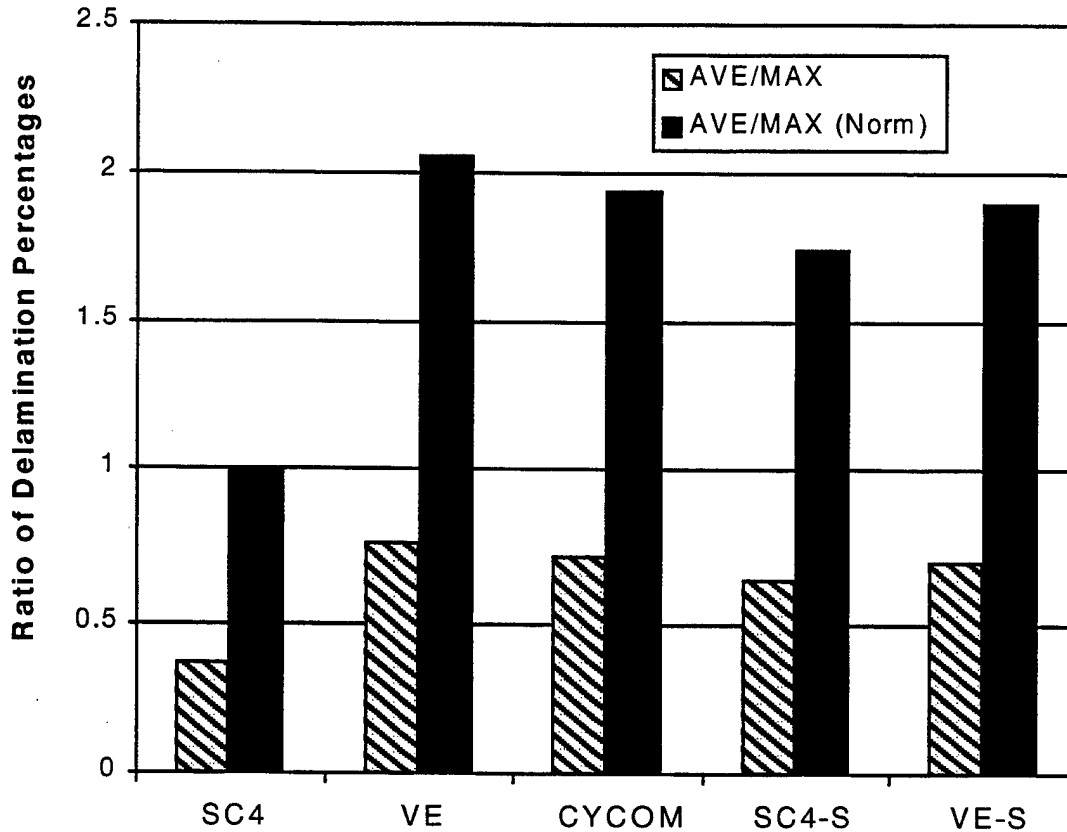


Figure 12. AVE/MAX Delamination Data for 7-psf Panels.

indicative of an armor's damage tolerance. The AVE value is indicative of the energy absorption. However, to distinguish between armors with different delamination patterns, the ratio of AVE/MAX can be used to indicate the relative uniformities of energy absorption between different armors. For example, the conical delamination pattern results in an AVE/MAX value of 0.5, while the cylindrical pattern obviously results in an AVE/MAX value of unity. Values closer to unity are desirable. Now, consider a third armor that results in a desirable cylindrical delamination pattern but with a 4-in maximum delamination. For this armor, the apparent energy absorption indicator (AVE) is 4 in. However, the AVE/MAX uniformity indicator is still unity. To quantitatively compare these two armors, it is useful to use a third performance indicator by taking the ratio of uniformity to the maximum value  $AVE/MAX^2$ . Maximizing this value maximizes the efficiency of the armor at absorbing energy while maintaining high structural and multihit damage tolerance. For the 4-in conical example, the "efficiency" parameter is 0.125. For the 4-in cylindrical delamination, the efficiency is 0.25,

and, for the 2-in cylindrical delamination, the efficiency is maximized at 0.5. In terms of these definitions, delamination patterns closer to cylindrical (e.g., concave vs. convex conical curvatures) are more efficient. Stitching tends to limit delamination in latter plies through the thickness and energy is absorbed through delamination of plies nearer the front of the armor backing plate, resulting in a transition from convex conical patterns to concave conical patterns. As shown in Figure 13, this comparison brings out the value of stitching for both the VE and SC-4 panels.

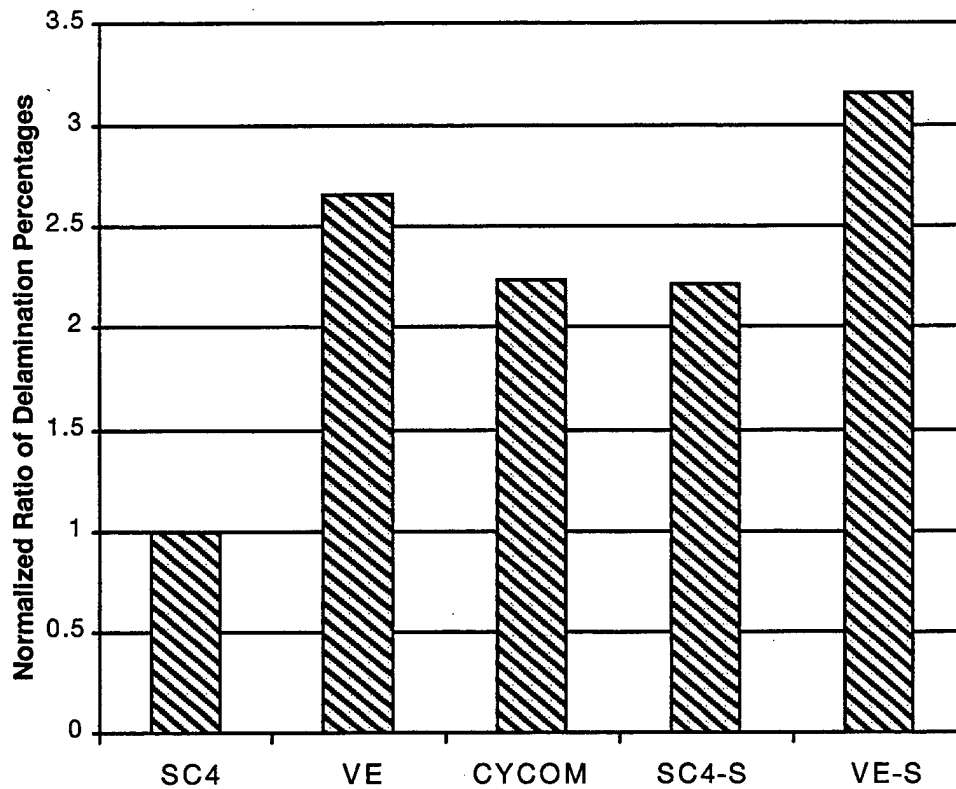



Figure 13. AVE/MAX<sup>2</sup> Delamination Data for 7-psf Panels.

**3.4.3 20-psf Target Data.** Figure 14 shows the front surface of a stitched vinyl-ester 20-psf panel prior to ballistic testing. The stitching pattern and the placement of the tile is apparent in the photograph. Table 6 shows the delamination data at each of the four gates for each 20-psf test panel.



**Figure 14. Front Surface of a Stitched Vinyl-Ester 20-psf Panel Prior to Ballistic Impact.**

**Table 6. Delamination Data for the 20-psf Ballistic Panels**

Panel ID	Panel ID No.	Gate 1 (%)	Gate 2 (%)	Gate 3 (%)	Gate 4 (%)	Velocity (fps)
SC-4-t	2715-5	47	49	46	50	2,680
SC-4-t	2715-6	30	47	47	45	2,683
VE-t	2715-7	27	36	36	33	2,700
VE-t	2715-8	29	30	33	30	2,693
CYCOM-t	2715-3	33	36	52	48	2,684
CYCOM-t	2715-4	34	36	41	44	2,690
SC-4-t-s	2351-5	17	37	38	38	2,700
SC-4-t-s	2351-6	13	31	40	40	2,672
VE-t-s	2715-1	32	33	33	35	2,735
VE-t-s	2715-2	32	28	29	27	2,669

Figures 15–18 for the 20-psf panel delamination results follow the same logic presented in Figures 10 through 13 for the 7-psf panels. Note that, for the 20-psf panels, that are tested with a heavier projectile at a higher velocity (20 mm at 2,700 fps for the 20-psf panels

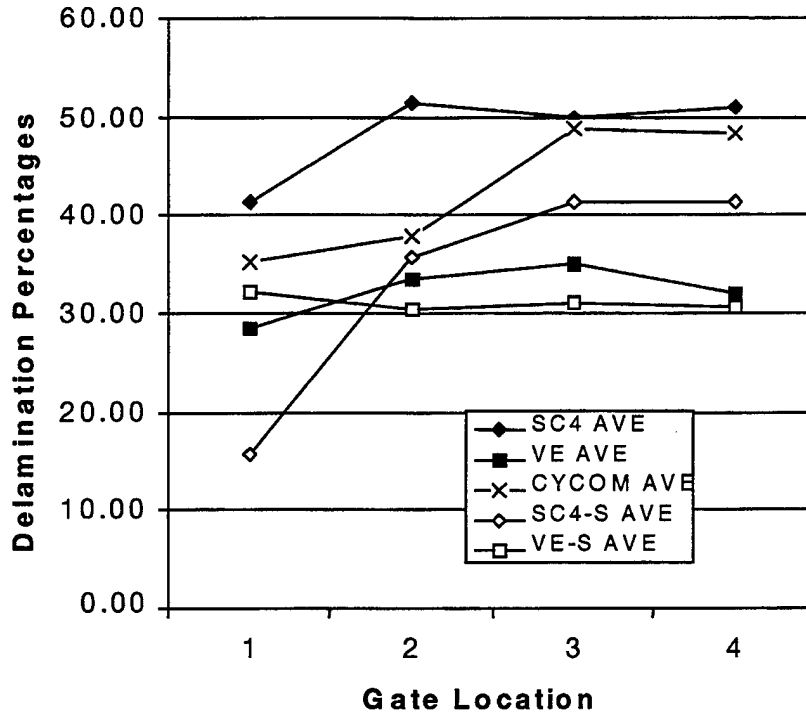


Figure 15. Averaged Gate Delamination Data for 20-psf Panels Normalized to 2,700 fps.

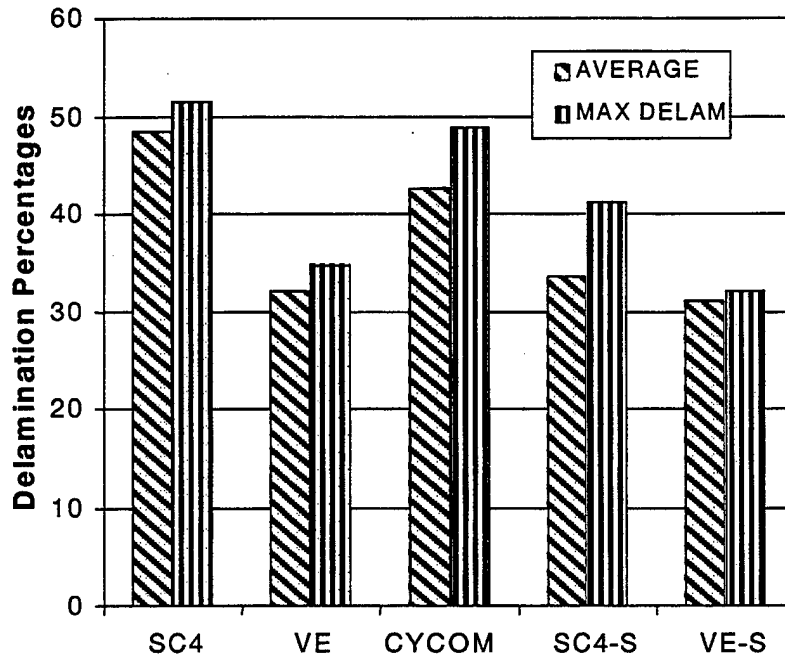


Figure 16. Average and Maximum Delamination Data for 20-psf Panels.

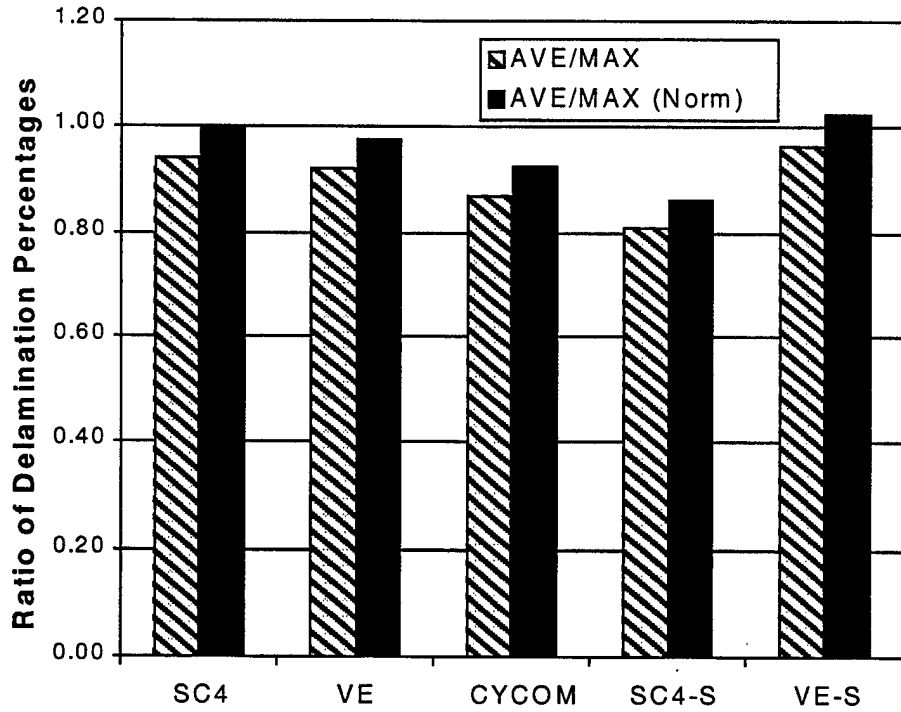


Figure 17. AVE/MAX Delamination Data for 20-psf Panels.

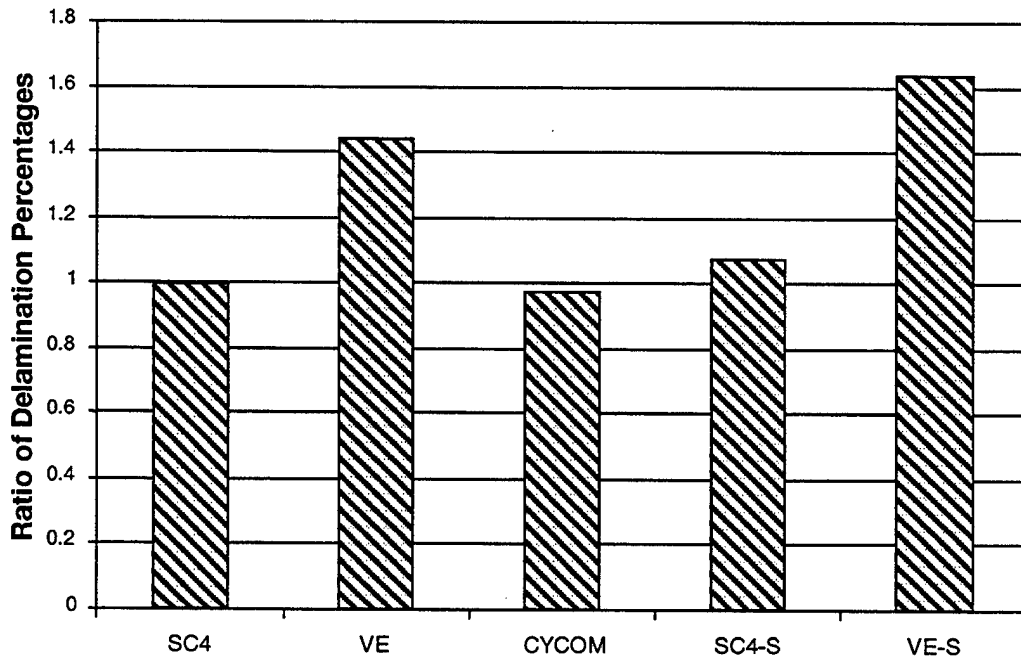


Figure 18. AVE/MAX<sup>2</sup> Delamination Data for 20-psf Panels.

vs. .50 cal. at 1,550 fps for the 7-psf panels), the ceramic tile absorbs most of the impact energy and changes the characteristics of damage through the thickness of the composite panel. Minimal penetration into the backing plate occurs during the tests, and delamination occurs due to stress-wave propagations during impact. As in the 7-psf targets, vinyl-ester appears to outperform both SC-4 epoxy and polyester prepreg panels in terms of armor efficiency, as defined previously. In the case of VE, the benefits of stitching will become significant at high velocities where penetration and arrest of the projectile will occur, leading to a higher  $V_{50}$  per areal density. For SC-4, stitching provides a more damage-tolerant armor resulting in a smaller damaged region.

## 4. Conclusions

VARTM techniques were demonstrated to be viable low-cost methods for producing structural laminates with integrated armor for ground combat vehicles by UDLP. Damage tolerance and multihit performance of the integral armor system over conventionally fabricated targets were significantly improved by stitching. CIRTM was the enabling technology that provided the capability to manufacture a single composite article in a single step, with discrete resin layers optimizing the structural, ballistic, and FST performance of the integral armor system.

A methodology was developed to evaluate lightweight armor for ballistic- and damage-tolerance performance. Metrics for efficiency were defined for superior damage-tolerant armors that uniformly distribute damage through the thickness, while minimizing the extent of in-plane damage. Hybrid composite integral armors offering this balance of energy dissipation offer potential for improving  $V_{50}$  for a given areal density or significantly improving damage tolerance measured through improved residual strength after ballistic impact.

The VARTM-manufactured panels demonstrated equivalent ballistic performance to that of the prepreg material system at reduced cost. The through-thickness stitching reduced the extent



of damage to the composite targets in both direct impact from a projectile and when the composite is used as a backing plate for ceramic armor. In the case where damage tolerance drives the design of the structure, the use of through-thickness stitching may permit the designer to reduce the areal density of the laminate while maintaining the same effective damage size for the composite.

Future work will focus on the stitching density to optimized apparent toughness of the system, while limiting the reduction of in-plane properties.

## 5. References

1. Pike, T., M. McArthur, and D. Schade. "Vacuum Assisted Resin Transfer Molding of a Layers' Structural Laminate for Application on Ground Combat Vehicles." *Proceedings of the 28th International SAMPE Technical Conference*, pp. 374-380, Seattle, WA, 4-7 November 1996.
2. Fink, B. K. "Performance Metrics for Composite Integral Armor." *Proceedings of Fourteenth Annual Technical Conference of the American Society for Composites*, Dayton, OH, September 1999.
3. Fink, B. K., J. W. Gillespie, Jr., K. R. Bernetich, and E. F. Gillio. "One-Step Resin Transfer Molding of Multifunctional Resin Composites Consisting of Multiple Resins." U.S. Patent Application No. 08/956,595, October 1997.
4. Fink, B. K., S. H. McKnight, and J. W. Gillespie Jr. "Co-injection Resin Transfer Molding for Optimization of Integral Armor." *Proceedings of the Army Science Conference*, Norfolk, VA, 15-17 June 1998.
5. Gillio, E. F. "Co-injection Resin Transfer Molding of Hybrid Composites." Masters Thesis, Department of Mechanical Engineering, University of Delaware, 1997.
6. Gillio, E. F., J. W. Gillespie, Jr., R. F. Eduljee, K. R. Bernetich, S. G. Advani, and B. K. Fink. "Manufacturing of Composites With the Co-Injection Process." American Institute of Aeronautics and Astronautics 38th Structures, Structural Dynamics and Materials Conference, American Institute of Aeronautics and Astronautics, 7-10 April 1997.
7. Immordino, K. M. "Characterization of the Polysulfone/Epoxy Interphase for Bonding Thermoplastic Composites." Masters Thesis, Materials Science Program, University of Delaware, 1996 (also published as Center for Composite Materials Technical Report No. 96-29).
8. Don, R. C., S. H. McKnight, and J. W. Gillespie, Jr. "A Study of Improved Bonding Techniques for High Performance Thermoplastic Composites." *Proceedings of the 10th Annual ASM/ESD Advanced Composites Conference*, Dearborn, MI, 7-10 November 1994.
9. Monnard, V., P. E. Bourban, J. A. Manson, D. A. Eckel II, J. W. Gillespie, Jr., S. H. McKnight, and B. K. Fink. "Processing and Characterization of Welded Bonds Between Thermosets and Thermoplastic Composites." *18th International SAMPE European Conference*, Parts, La Defense, France, 23-25 April 1997.
10. Bernetich, K., B. K. Fink, and J. W. Gillespie, Jr. "Co-Injection Resin Transfer Molding of Vinyl Ester and Phenolic Composites." *43rd International SAMPE Symposium and Exposition*, Anaheim, CA, 31 May-4 June, 1998.

11. Newton, C.H., B. K. Fink, S. H. McKnight, G. R. Palmese, and J. W. Gillespie, Jr. "Non-Polluting Composites Repair and Remanufacturing for Military Applications: An Environmental and Cost-Savings Analysis." *Special Interim Report to the Strategic Environmental Research and Development Program Office*, September 1998.
12. Hartmann, B., and S. Jones. "Activity Based Cost Analysis for Manufacturing of the Composite Armored Vehicle." *ARL/Tuskegee University Annual Program Review*, November 1997.
13. Chou, S. C., and E. DeLuca. "Dynamic Response of S-2 Glass Reinforced Plastic Structural Armor, A Progress Report." ARL-SR-5, U.S. Army Research Laboratory, Aberdeen Proving Ground, MD, December 1993.
14. Bless S. J., et al. "Ballistic Penetration of S-2 Glass Laminates." Third TACOM Army Coordination Conference for Light Combat Vehicles, vol. II, 17-19 February 1987.
15. Bless S. J., et al. "Ballistic Penetration Study of S-2 Glass/Phenolic Spall Liner Materials." *Combat Survivability Symposium*, vol. II, U.S. Army Tank-automotive and Armaments Command, Warren, MI, 15-17 April 1991.

<u>NO. OF COPIES</u>	<u>ORGANIZATION</u>
2	DEFENSE TECHNICAL INFORMATION CENTER DTIC DDA 8725 JOHN J KINGMAN RD STE 0944 FT BELVOIR VA 22060-6218
1	HQDA DAMO FDT 400 ARMY PENTAGON WASHINGTON DC 20310-0460
1	OSD OUSD(A&T)/ODDDR&E(R) R J TREW THE PENTAGON WASHINGTON DC 20301-7100
1	DPTY CG FOR RDA US ARMY MATERIEL CMD AMCRDA 5001 EISENHOWER AVE ALEXANDRIA VA 22333-0001
1	INST FOR ADVNCD TCHNLGY THE UNIV OF TEXAS AT AUSTIN PO BOX 202797 AUSTIN TX 78720-2797
1	DARPA B KASPAR 3701 N FAIRFAX DR ARLINGTON VA 22203-1714
1	NAVAL SURFACE WARFARE CTR CODE B07 J PENNELLA 17320 DAHLGREN RD BLDG 1470 RM 1101 DAHLGREN VA 22448-5100
1	US MILITARY ACADEMY MATH SCI CTR OF EXCELLENCE MADN MATH MAJ HUBER THAYER HALL WEST POINT NY 10996-1786

<u>NO. OF COPIES</u>	<u>ORGANIZATION</u>
1	DIRECTOR US ARMY RESEARCH LAB AMSRL D D R SMITH 2800 POWDER MILL RD ADELPHI MD 20783-1197
1	DIRECTOR US ARMY RESEARCH LAB AMSRL DD 2800 POWDER MILL RD ADELPHI MD 20783-1197
1	DIRECTOR US ARMY RESEARCH LAB AMSRL CI AI R (RECORDS MGMT) 2800 POWDER MILL RD ADELPHI MD 20783-1145
3	DIRECTOR US ARMY RESEARCH LAB AMSRL CI LL 2800 POWDER MILL RD ADELPHI MD 20783-1145
1	DIRECTOR US ARMY RESEARCH LAB AMSRL CI AP 2800 POWDER MILL RD ADELPHI MD 20783-1197
	<u>ABERDEEN PROVING GROUND</u>
4	DIR USARL AMSRL CI LP (BLDG 305)

<u>NO. OF COPIES</u>	<u>ORGANIZATION</u>
1	DIRECTOR US ARMY RESEARCH LAB AMSRL CP CA D SNIDER 2800 POWDER MILL RD ADELPHI MD 20783-1145
1	DIRECTOR US ARMY RESEARCH LAB AMSRL OP SD TA 2800 POWDER MILL RD ADELPHI MD 20783-1145
3	DIRECTOR US ARMY RESEARCH LAB AMSRL OP SD TL 2800 POWDER MILL RD ADELPHI MD 20783-1145
1	DIRECTOR US ARMY RESEARCH LAB AMSRL OP SD TP 2800 POWDER MILL RD ADELPHI MD 20783-1145
1	HQDA DAMI FIT NOLAN BLDG WASHINGTON DC 20310-1025
1	DIRECTOR DA OASARDA SARD SO 103 ARMY PENTAGON WASHINGTON DC 20310-0103
1	DPTY ASST SECY FOR R&T SARD TT THE PENTAGON RM 3EA79 WASHINGTON DC 20301-7100
1	COMMANDER US ARMY MATERIEL CMD AMXMI INT 5001 EISENHOWER AVE ALEXANDRIA VA 22333-0001

<u>NO. OF COPIES</u>	<u>ORGANIZATION</u>
2	COMMANDER US ARMY ARDEC AMSTA AR AE WW E BAKER J PEARSON PICATINNY ARSENAL NJ 07806-5000
1	COMMANDER US ARMY ARDEC AMSTA AR TD C SPINELLI PICATINNY ARSENAL NJ 07806-5000
1	COMMANDER US ARMY ARDEC AMSTA AR FSE PICATINNY ARSENAL NJ 07806-5000
6	COMMANDER US ARMY ARDEC AMSTA AR CCH A W ANDREWS S MUSALLI R CARR M LUCIANO E LOGSDEN T LOUZEIRO PICATINNY ARSENAL NJ 07806-5000
4	COMMANDER US ARMY ARDEC AMSTA AR CC G PAYNE J GEHBAUER C BAULIEU H OPAT PICATINNY ARSENAL NJ 07806-5000
1	COMMANDER US ARMY ARDEC AMSTA AR CCH P J LUTZ PICATINNY ARSENAL NJ 07806-5000

<u>NO. OF COPIES</u>	<u>ORGANIZATION</u>	<u>NO. OF COPIES</u>	<u>ORGANIZATION</u>
1	COMMANDER US ARMY ARDEC AMSTA AR FSF T C LIVECCHIA PICATINNY ARSENAL NJ 07806-5000	9	COMMANDER US ARMY ARDEC AMSTA AR CCH B P DONADIA F DONLON P VALENTI C KNUTSON G EUSTICE S PATEL G WAGNECZ R SAYER F CHANG PICATINNY ARSENAL NJ 07806-5000
1	COMMANDER US ARMY ARDEC AMSTA AR QAC T C C PATEL PICATINNY ARSENAL NJ 07806-5000		
2	COMMANDER US ARMY ARDEC AMSTA AR M D DEMELLA F DIORIO PICATINNY ARSENAL NJ 07806-5000	2	COMMANDER US ARMY ARDEC AMSTA AR CCH C H CHANIN S CHICO PICATINNY ARSENAL NJ 07806-5000
3	COMMANDER US ARMY ARDEC AMSTA AR FSA A WARNASH B MACHAK M CHIEFA PICATINNY ARSENAL NJ 07806-5000	6	COMMANDER US ARMY ARDEC AMSTA AR CCL F PUZYCKI R MCHUGH D CONWAY E JAROSZEWSKI R SCHLENNER M CLUNE PICATINNY ARSENAL NJ 07806-5000
2	COMMANDER US ARMY ARDEC AMSTA AR FSP G M SCHIKSNIS D CARLUCCI PICATINNY ARSENAL NJ 07806-5000	1	COMMANDER US ARMY ARDEC AMSTA AR QAC T D RIGOGLIOSO PICATINNY ARSENAL NJ 07806-5000
1	COMMANDER US ARMY ARDEC AMSTA AR FSP A P KISATSKY PICATINNY ARSENAL NJ 07806-5000	1	COMMANDER US ARMY ARDEC AMSTA AR SRE D YEE PICATINNY ARSENAL NJ 07806-5000

<u>NO. OF COPIES</u>	<u>ORGANIZATION</u>	<u>NO. OF COPIES</u>	<u>ORGANIZATION</u>
1	COMMANDER US ARMY ARDEC AMSTA AR WET T SACHAR BLDG 172 PICATINNY ARSENAL NJ 07806-5000	6	PM SADARM SFAE GCSS SD COL B ELLIS M DEVINE R KOWALSKI W DEMASSI J PRITCHARD S HROWNAK PICATINNY ARSENAL NJ 07806-5000
1	COMMANDER US ARMY ARDEC AMSTA ASF PICATINNY ARSENAL NJ 07806-5000	1	COMMANDER US ARMY ARDEC PRDCTION BASE MODERN ACTY AMSMC PBM K PICATINNY ARSENAL NJ 07806-5000
1	US ARMY ARDEC INTELLIGENCE SPECIALIST AMSTA AR WEL F M GUERRIERE PICATINNY ARSENAL NJ 07806-5000	3	COMMANDER US ARMY TACOM PM TACTICAL VEHICLES SFAE TVL SFAE TVM SFAE TVH 6501 ELEVEN MILE RD WARREN MI 48397-5000
11	PM TMAS SFAE GSSC TMA R MORRIS C KIMKER D GUZOWICZ E KOPACZ R ROESER R DARCY R MCDANOLDS L D ULISSE C ROLLER J MCGREEN B PATER PICATINNY ARSENAL NJ 07806-5000	1	COMMANDER US ARMY TACOM PM BFVS SFAE ASM BV 6501 ELEVEN MILE RD WARREN MI 48397-5000
2	PEO FIELD ARTILLERY SYS SFAE FAS PM H GOLDMAN T MCWILLIAMS PICATINNY ARSENAL NJ 07806-5000	1	COMMANDER US ARMY TACOM PM AFAS SFAE ASM AF 6501 ELEVEN MILE RD WARREN MI 48397-5000
1	COMMANDER US ARMY TACOM PM ABRAMS SFAE ASM AB 6501 ELEVEN MILE RD WARREN MI 48397-5000	1	COMMANDER US ARMY TACOM PM RDT&E SFAE GCSS W AB J GODELL 6501 ELEVEN MILE RD WARREN MI 48397-5000

<u>NO. OF COPIES</u>	<u>ORGANIZATION</u>	<u>NO. OF COPIES</u>	<u>ORGANIZATION</u>
1	COMMANDER US ARMY TACOM PM SURV SYS SFAE ASM SS T DEAN SFAE GCSS W GSI M D COCHRAN 6501 ELEVEN MILE RD WARREN MI 48397-5000	14	COMMANDER US ARMY TACOM AMSTA TR R J CHAPIN R MCCLELLAND D THOMAS J BENNETT D HANSEN AMSTA JSK S GOODMAN J FLORENCE K IYER J THOMSON AMSTA TR D D OSTBERG L HINOJOSA B RAJU AMSTA CS SF H HUTCHINSON F SCHWARZ WARREN MI 48397-5000
1	COMMANDER US ARMY TACOM PM SURVIVABLE SYSTEMS SFAE GCSS W GSI H M RYZYI 6501 ELEVEN MILE RD WARREN MI 48397-5000		
1	COMMANDER US ARMY TACOM PM BFV SFAE GCSS W BV S DAVIS 6501 ELEVEN MILE RD WARREN MI 48397-5000	1	COMMANDER US ARMY TACOM AMSTA SF WARREN MI 48397-5000
1	COMMANDER US ARMY TACOM PM LIGHT TACTICAL VHCLS AMSTA TR S A J MILLS MS 209 6501 ELEVEN MILE RD WARREN MI 48397-5000	1	COMMANDER WATERVLIET ARSENAL SMCWV QAE Q B VANINA BLDG 44 WATERVLIET NY 12189-4050
1	COMMANDER US ARMY TACOM PM GROUND SYSTEMS INTEGRATION SFAE GCSS W GSI R LABATILLE 6501 ELEVEN MILE RD WARREN MI 48397-5000	1	COMMANDER WATERVLIET ARSENAL SMCWV SPM T MCCLOSKEY BLDG 253 WATERVLIET NY 12189-4050
1	COMMANDER US ARMY TACOM CHIEF ABRAMS TESTING SFAE GCSS W AB QT T KRASKIEWICZ 6501 ELEVEN MILE RD WARREN MI 48397-5000	2	TSM ABRAMS ATZK TS S JABURG W MEINSHAUSEN FT KNOX KY 40121



<u>NO. OF COPIES</u>	<u>ORGANIZATION</u>	<u>NO. OF COPIES</u>	<u>ORGANIZATION</u>
10	BENET LABORATORIES AMSTA AR CCB R FISCELLA G D ANDREA M SCAVULO G SPENCER P WHEELER K MINER J VASILAKIS G FRIAR R HASENBEIN AMSTA CCB R S SOPOK WATERVLIET NY 12189-4050	4	DIRECTOR US ARMY CECOM NIGHT VISION & ELECTRONIC SENSORS DIR AMSEL RD NV CM CCD R ADAMS R MCLEAN A YINGST AMSEL RD NV VISP E JACOBS 10221 BURBECK RD FT BELVOIR VA 22060-5806
3	ARMOR SCHOOL ATZK TD R BAUEN J BERG A POMEY FT KNOX KY 40121	1	US ARMY CERL R LAMPO 2902 NEWMARK DR CHAMPAIGN IL 61822
2	HQ IOC TANK AMMUNITION TEAM AMSIO SMT R CRAWFORD W HARRIS ROCK ISLAND IL 61299-6000	2	US ARMY CORPS OF ENGINEERS CERD C T LIU CEW ET T TAN 20 MASS AVE NW WASHINGTON DC 20314
1	DIRECTOR US ARMY AMCOM SFAE AV RAM TV D CALDWELL BLDG 5300 REDSTONE ARSENAL AL 35898	1	US ARMY COLD REGIONS RSCH & ENGRNG LAB P DUTTA 72 LYME RD HANOVER NH 03755
2	COMMANDER US ARMY AMCOM AVIATION APPLIED TECH DIR J SCHUCK FT EUSTIS VA 23604-5577	1	SYSTEM MANAGER ABRAMS ATZK TS LTC J H NUNN BLDG 1002 RN 110 FT KNOX KY 40121
1	US ARMY CRREL P DUTTA 72 LYME RD HANOVER NH 03755	1	DIR OF CMBT DEVELOPMENT C KJORO 320 ENGINEER LOOP STE 141 FT LEONARD WOOD MO 65473-8929
		1	COMMANDANT US ARMY FIELD ARTILLERY CENTER AT FT SILL ATFS CD LTC BUMGARNER FT SILL OK 73503-5600

<u>NO. OF COPIES</u>	<u>ORGANIZATION</u>	<u>NO. OF COPIES</u>	<u>ORGANIZATION</u>
10	DIRECTOR US ARMY NATIONAL GROUND INTELLIGENCE CTR D LEITER S EITELMAN M HOLTUS M WOLFE S MINGLEDORF H C ARDLEIGH J GASTON W GSTATTENBAUER R WARNER J CRIDER 220 SEVENTH ST NE CHARLOTTESVILLE VA 22091	1	NAVAL AIR SYSTEMS CMD J THOMPSON 48142 SHAW RD UNIT 5 PATUXENT RIVER MD 20670
		1	NAVAL SURFACE WARFARE CTR DAHLGREN DIV CODE G06 DAHLGREN VA 22448
		1	NAVAL SURFACE WARFARE CTR TECH LIBRARY CODE 323 17320 DAHLGREN RD DAHLGREN VA 22448
		3	NAVAL RESEARCH LAB I WOLOCK CODE 6383 R BADALIANCE CODE 6304 L GAUSE WASHINGTON DC 20375
6	US ARMY SBCCOM SOLDIER SYSTEMS CENTER BALLISTICS TEAM J WARD MARINE CORPS TEAM J MACKIEWICZ BUS AREA ADVOCACY TEAM W HASKELL SSCNC WST W NYKVIST T MERRILL S BEAUDOIN KANSAS ST NATICK MA 01760-5019	1	NAVAL SURFACE WARFARE CTR CRANE DIVISION M JOHNSON CODE 20H4 LOUISVILLE KY 40214-5245
		2	COMMANDER NAVAL SURFACE WARFARE CTR CADEROCK DIVISION R PETERSON CODE 2020 M CRITCHFIELD CODE 1730 BETHESDA MD 20084
9	US ARMY RESEARCH OFC A CROWSON J CHANDRA H EVERETT J PRATER R SINGLETON G ANDERSON D STEPP D KISEROW J CHANG PO BOX 12211 RESEARCH TRIANGLE PARK NC 27709-2211	2	NAVAL SURFACE WARFARE CTR U SORATHIA C WILLIAMS CD 6551 9500 MACARTHUR BLVD WEST BETHESDA MD 20817
		1	DAVID TAYLOR RESEARCH CTR SHIP STRUCTURES & PROTECTION DEPT CODE 1702 BETHESDA MD 20084
		2	DAVID TAYLOR RESEARCH CTR R ROCKWELL W PHYLLAIER BETHESDA MD 20054-5000
1	CHIEF USAIC ATZB COM LTC T J CUMMINGS FT BENNING GA 31905-5800		

<u>NO. OF COPIES</u>	<u>ORGANIZATION</u>	<u>NO. OF COPIES</u>	<u>ORGANIZATION</u>
1	OFC OF NAVAL RESEARCH D SIEGEL CODE 351 800 N QUINCY ST ARLINGTON VA 22217-5660	1	AFRL MLBC 2941 P ST RM 136 WRIGHT PATTERSON AFB OH 45433-7750
8	NAVAL SURFACE WARFARE CTR J FRANCIS CODE G30 D WILSON CODE G32 R D COOPER CODE G32 J FRAYSSE CODE G33 E ROWE CODE G33 T DURAN CODE G33 L DE SIMONE CODE G33 R HUBBARD CODE G33 DAHLGREN VA 22448	1	AFRL MLSS R THOMSON 2179 12TH ST RM 122 WRIGHT PATTERSON AFB OH 45433-7718
1	NAVAL SEA SYSTEMS CMD D LIESE 2531 JEFFERSON DAVIS HWY ARLINGTON VA 22242-5160	2	AFRL F ABRAMS J BROWN BLDG 653 2977 P ST STE 6 WRIGHT PATTERSON AFB OH 45433-7739
1	NAVAL SURFACE WARFARE CTR M LACY CODE B02 17320 DAHLGREN RD DAHLGREN VA 22448	1	AFRL MLS OL L COULTER 7278 4TH ST BLDG 100 BAY D HILL AFB UT 84056-5205
1	OFC OF NAVAL RES J KELLY 800 NORTH QUINCEY ST ARLINGTON VA 22217-5000	1	OSD JOINT CCD TEST FORCE OSD JCCD R WILLIAMS 3909 HALLS FERRY RD VICKSBURG MS 29180-6199
2	NAVAL SURFACE WARFARE CTR CARDEROCK DIVISION R CRANE CODE 2802 C WILLIAMS CODE 6553 3A LEGGETT CIR BETHESDA MD 20054-5000	1	DEFENSE NUCLEAR AGENCY INNOVATIVE CONCEPTS DIV 6801 TELEGRAPH RD ALEXANDRIA VA 22310-3398
1	NAVSEA OJRI PEO DD21 PMS500 G CAMPONESCHI 2351 JEFFERSON DAVIS HWY ARLINGTON VA 22242-5165	1	WATERWAYS EXPERIMENT D SCOTT 3909 HALLS FERRY RD SC C VICKSBURG MS 39180
1	EXPEDITIONARY WARFARE DIV N85 F SHOUP 2000 NAVY PENTAGON WASHINGTON DC 20350-2000	3	DARPA M VANFOSSEN S WAX L CHRISTODOULOU 3701 N FAIRFAX DR ARLINGTON VA 22203-1714

<u>NO. OF COPIES</u>	<u>ORGANIZATION</u>	<u>NO. OF COPIES</u>	<u>ORGANIZATION</u>
2	SERDP PROGRAM OFC PM P2 C PELLERIN B SMITH 901 N STUART ST STE 303 ARLINGTON VA 22203	7	NIST R PARNAS J DUNKERS M VANLANDINGHAM MS 8621 J CHIN MS 8621 D HUNSTON MS 8543 J MARTIN MS 8621 D DUTHINH MS 8611 100 BUREAU DR GAITHERSBURG MD 20899
1	FAA MIL HDBK 17 CHAIR L ILCEWICZ 1601 LIND AVE SW ANM 115N RENTON VA 98055	1	OAK RIDGE NATIONAL LABORATORY C EBERLE MS 8048 PO BOX 2009 OAK RIDGE TN 37831
2	FAA TECH CENTER D OPLINGER AAR 431 P SHYPRYKEVICH AAR 431 ATLANTIC CITY NJ 08405	1	OAK RIDGE NATIONAL LABORATORY C D WARREN MS 8039 PO BOX 2009 OAK RIDGE TN 37922
1	US DEPT OF ENERGY OFC OF ENVIRONMENTAL MANAGEMENT P RITZCOVAN 19901 GERMANTOWN RD GERMANTOWN MD 20874-1928	1	LOCKHEED MARTIN MISSILES & FIRE CONTROL R TAYLOR PO BOX 650003 M S WT 93 DALLAS TX 75265-0003
1	DIRECTOR LLNL F ADDESSI MS B216 PO BOX 1633 LOS ALAMOS NM 87545	1	HYDROGEOLOGIC INC SERDP ESTCP SPT OFC S WALSH 1155 HERNDON PKWY STE 900 HERNDON VA 20170
5	DIRECTOR LLNL R CHRISTENSEN S DETERESA F MAGNESS M FINGER MS 313 M MURPHY L 282 PO BOX 808 LIVERMORE CA 94550	4	DIRECTOR SANDIA NATIONAL LABS APPLIED MECHANICS DEPT DIV 8241 W KAWAHARA K PERANO D DAWSON P NIELAN PO BOX 969 LIVERMORE CA 94550-0096
1	OAK RIDGE NATIONAL LABORATORY R M DAVIS PO BOX 2008 OAK RIDGE TN 37831-6195		

<u>NO. OF COPIES</u>	<u>ORGANIZATION</u>	<u>NO. OF COPIES</u>	<u>ORGANIZATION</u>
3	NASA LANGLEY RSCH CTR AMSRL VS W ELBER MS 266 F BARTLETT JR MS 266 G FARLEY MS 266 HAMPTON VA 23681-0001	1	GRAPHITE MASTERS INC J WILLIS 3815 MEDFORD ST LOS ANGELES CA 90063-1900
1	NASA LANGLEY RSCH CTR T GATES MS 188E HAMPTON VA 23661-3400	1	ADVANCED GLASS FIBER YARNS T COLLINS 281 SPRING RUN LANE STE A DOWNINGTON PA 19335
1	USDOT FEDERAL RAILRD M FATEH RDV 31 WASHINGTON DC 20590	1	COMPOSITE MATERIALS INC D SHORTT 19105 63 AVE NE PO BOX 25 ARLINGTON WA 98223
1	DOT FHWA J SCALZI 400 SEVENTH ST SW 3203 HNG 32 WASHINGTON DC 20590	1	COMPOSITE MATERIALS INC R HOLLAND 11 JEWEL CT ORINDA CA 94563
1	FHWA E MUNLEY 6300 GEORGETOWN PIKE MCLEAN VA 22101	1	COMPOSITE MATERIALS INC C RILEY 14530 S ANSON AVE SANTA FE SPRINGS CA 90670
1	CENTRAL INTLLGNC AGENCY OTI WDAG GT W L WALTMAN PO BOX 1925 WASHINGTON DC 20505	2	COMPOSIX D BLAKE L DIXON 120 O NEILL DR HEBRUN OHIO 43025
1	MARINE CORPS INTLLGNC ACTVTY D KOSITZKE 3300 RUSSELL RD STE 250 QUANTICO VA 22134-5011	4	CYTEC FIBERITE R DUNNE D KOHLI M GILLIO R MAYHEW 1300 REVOLUTION ST HAVRE DE GRACE MD 21078
1	DIRECTOR NATIONAL GRND INTLLGNC CTR IANG TMT 220 SEVENTH ST NE CHARLOTTESVILLE VA 22902-5396	2	SIMULA J COLTMAN R HUYETT 10016 S 51ST ST PHOENIX AZ 85044
1	DIRECTOR DEFENSE INTLLGNC AGENCY TA 5 K CRELLING WASHINGTON DC 20310	1	SIOUX MFG B KRIEL PO BOX 400 FT TOTTEN ND 58335

<u>NO. OF COPIES</u>	<u>ORGANIZATION</u>	<u>NO. OF COPIES</u>	<u>ORGANIZATION</u>
2	PROTECTION MATERIALS INC M MILLER F CRILLEY 14000 NW 58 CT MIAMI LAKES FL 33014	1	BATTELLE C R HARGREAVES 505 KING AVE COLUMBUS OH 43201-2681
3	FOSTER MILLER J J GASSNER M ROYLANCE W ZUKAS 195 BEAR HILL RD WALTHAM MA 02354-1196	2	BATTELLE NATICK OPNS J CONNORS B HALPIN 209 W CENTRAL ST STE 302 NATICK MA 01760
1	ROM DEVELOPMENT CORP R O MEARA 136 SWINEBURNE ROW BRICK MARKET PLACE NEWPORT RI 02840	1	BATTELLE NW DOE PNNL T HALL MS K231 BATTELLE BLVD RICHLAND WA 99352
2	TEXTRON SYSTEMS T FOLTZ M TREASURE 201 LOWELL ST WILMINGTON MA 08870-2941	3	PACIFIC NORTHWEST LAB M SMITH G VAN ARSDALE R SHIPPELL PO BOX 999 RICHLAND WA 99352
1	JPS GLASS L CARTER PO BOX 260 SLATER RD SLATER SC 29683	1	ARMTEC DEFENSE PRODUCTS S DYER 85 901 AVE 53 PO BOX 848 COACHELLA CA 92236
1	O GARA HESS & EISENHARDT M GILLESPIE 9113 LESAINTE DR FAIRFIELD OH 45014	2	ADVANCED COMPOSITE MATERIALS CORP P HOOD J RHODES 1525 S BUNCOMBE RD GREER SC 29651-9208
2	MILLIKEN RSCH CORP H KUHN M MACLEOD PO BOX 1926 SPARTANBURG SC 29303	2	GLCC INC J RAY M BRADLEY 103 TRADE ZONE DR STE 26C WEST COLUMBIA SC 29170
1	CONNEAUGHT INDUSTRIES INC J SANTOS PO BOX 1425 COVENTRY RI 02816	2	AMOCO PERFORMANCE PRODUCTS M MICHNO JR J BANISAUKAS 4500 MCGINNIS FERRY RD ALPHARETTA GA 30202-3944

<u>NO. OF COPIES</u>	<u>ORGANIZATION</u>	<u>NO. OF COPIES</u>	<u>ORGANIZATION</u>
1	SAIC M PALMER 2109 AIR PARK RD S E ALBUQUERQUE NM 87106	1	PROJECTILE TECHNOLOGY INC 515 GILES ST HAVRE DE GRACE MD 21078
1	SAIC G CHRYSSOMALLIS 3800 W 80TH ST STE 1090 BLOOMINGTON MN 55431	1	CUSTOM ANALYTICAL ENG SYS INC A ALEXANDER 13000 TENSOR LANE NE FLINTSTONE MD 21530
1	AAI CORPORATION T G STASTNY PO BOX 126 HUNT VALLEY MD 21030-0126	2	LORAL VOUGHT SYSTEMS G JACKSON K COOK 1701 W MARSHALL DR GRAND PRAIRIE TX 75051
1	JOHN HEBERT PO BOX 1072 HUNT VALLEY MD 21030-0126	5	AEROJET GEN CORP D PILLASCH T COULTER C FLYNN D RUBAREZUL M GREINER 1100 WEST HOLLYVALE ST AZUSA CA 91702-0296
1	APPLIED COMPOSITES W GRISCH 333 NORTH SIXTH ST ST CHARLES IL 60174		
12	ALLIANT TECHSYSTEMS INC C CANDLAND C AAKHUS R BECKER B SEE N VLAHAKUS R DOHRN S HAGLUND D FISHER W WORRELL R COPENHAFER M HISSONG D KAMDAR 600 SECOND ST NE HOPKINS MN 55343-8367	3	HEXCEL INC R BOE F POLICELLI J POESCH PO BOX 98 MAGNA UT 84044
		3	HERCULES INC HERCULES PLAZA WILMINGTON DE 19894
		1	BRIGS COMPANY J BACKOFEN 2668 PETERBOROUGH ST HERNDON VA 22071-2443
3	ALLIANT TECHSYSTEMS INC J CONDON E LYNAM J GERHARD WV01 16 STATE RT 956 PO BOX 210 ROCKET CENTER WV 26726-0210	1	ZERNOW TECHNICAL SERVICES L ZERNOW 425 W BONITA AVE STE 208 SAN DIMAS CA 91773

<u>NO. OF COPIES</u>	<u>ORGANIZATION</u>	<u>NO. OF COPIES</u>	<u>ORGANIZATION</u>
2	OLIN CORPORATION FLINCHBAUGH DIV E STEINER B STEWART PO BOX 127 RED LION PA 17356	1	BOEING R BOHLMANN PO BOX 516 MC 5021322 ST LOUIS MO 63166-0516
1	OLIN CORPORATION L WHITMORE 10101 NINTH ST NORTH ST PETERSBURG FL 33702	2	BOEING DFNSE & SPACE GP W HAMMOND J RUSSELL S 4X55 PO BOX 3707 SEATTLE WA 98124-2207
5	SIKORSKY AIRCRAFT G JACARUSO T CARSTENSAN B KAY S GARBO MS S330A J ADELMANN 6900 MAIN ST PO BOX 9729 STRATFORD CT 06497-9729	2	BOEING ROTORCRAFT P MINGURT P HANDEL 800 B PUTNAM BLVD WALLINGFORD PA 19086
1	GKN AEROSPACE D OLDS 15 STERLING DR WALLINGFORD CT 06492	1	BOEING DOUGLAS PRODUCTS DIV L J HART SMITH 3855 LAKEWOOD BLVD D800-0019 LONG BEACH CA 90846-0001
1	PRATT & WHITNEY D HAMBRICK 400 MAIN ST MS 114 37 EAST HARTFORD CT 06108	1	LOCKHEED MARTIN S REEVE 8650 COBB DR D 73 62 MZ 0648 MARIETTA GA 30063-0648
1	AEROSPACE CORP G HAWKINS M4 945 2350 E EL SEGUNDO BLVD EL SEGUNDO CA 90245	1	LOCKHEED MARTIN SKUNK WORKS D FORTNEY 1011 LOCKHEED WAY PALMDALE CA 93599-2502
2	CYTEC FIBERITE M LIN W WEB 1440 N KRAEMER BLVD ANAHEIM CA 92806	1	LOCKHEED MARTIN R FIELDS 1195 IRWIN CT WINTER SPRINGS FL 32708
1	HEXCEL T BITZER 11711 DUBLIN BLVD DUBLIN CA 94568	1	MATERIALS SCIENCES CORP B W ROSEN 500 OFC CENTER DR STE 250 FT WASHINGTON PA 19034



<u>NO. OF COPIES</u>	<u>ORGANIZATION</u>	<u>NO. OF COPIES</u>	<u>ORGANIZATION</u>
1	NORTHROP GRUMMAN CORP ELECTRONIC SENSORS & SYSTEMS DIV E SCHOCH MS V 16 1745A W NURSERY RD LINTHICUM MD 21090	2	GDLS D REES M PASIK PO BOX 2074 WARREN MI 48090-2074
2	NORTHROP GRUMMAN ENVIRONMENTAL PROGRAMS R OSTERMAN A YEN 8900 E WASHINGTON BLVD PICO RIVERA CA 90660	1	GDLS DIVISION D BARTLE PO BOX 1901 WARREN MI 48090
1	UDLP D MARTIN PO BOX 359 SANTA CLARA CA 95052	1	GDLS MUSKEGON OPERATIONS W SOMMERS JR 76 GETTY ST MUSKEGON MI 49442
1	UDLP G THOMAS PO BOX 58123 SANTA CLARA CA 95052	1	GENERAL DYNAMICS AMPHIBIOUS SYS SURVIVABILITY LEAD G WALKER 991 ANNAPOLIS WAY WOODBIDGE VA 22191
2	UDLP R BARRETT MAIL DROP M53 V HORVATICH MAIL DROP M53 328 W BROKAW RD SANTA CLARA CA 95052-0359	5	INST FOR ADVANCED TECH T KIEHNE H FAIR P SULLIVAN W REINECKE I MCNAB 4030 2 W BRAKER LN AUSTIN TX 78759
3	UDLP GROUND SYSTEMS DIVISION M PEDRAZZI MAIL DROP N09 A LEE MAIL DROP N11 M MACLEAN MAIL DROP N06 1205 COLEMAN AVE SANTA CLARA CA 95052	2	CIVIL ENGR RSCH FOUNDATION PRESIDENT H BERNSTEIN R BELLE 1015 15TH ST NW STE 600 WASHINGTON DC 20005
3	UDLP R BRYNSVOLD P JANKE MS 170 T GIOVANETTI MS 236 B VAN WYK MS 389 4800 EAST RIVER RD MINNEAPOLIS MN 55421-1498	1	ARROW TECH ASSO 1233 SHELBURNE RD STE D 8 SOUTH BURLINGTON VT 05403-7700
		1	R EICHELBERGER CONSULTANT 409 W CATHERINE ST BEL AIR MD 21014-3613

<u>NO. OF COPIES</u>	<u>ORGANIZATION</u>	<u>NO. OF COPIES</u>	<u>ORGANIZATION</u>
1	UCLA MANE DEPT ENGR IV H T HAHN LOS ANGELES CA 90024-1597	2	PENN STATE UNIV R MCNITT C BAKIS 212 EARTH ENGR SCIENCES BLDG UNIVERSITY PARK PA 16802
2	UNIV OF DAYTON RESEARCH INST R Y KIM A K ROY 300 COLLEGE PARK AVE DAYTON OH 45469-0168	1	PENN STATE UNIV R S ENGEL 245 HAMMOND BLDG UNIVERSITY PARK PA 16801
1	MIT P LAGACE 77 MASS AVE CAMBRIDGE MA 01887	1	PURDUE UNIV SCHOOL OF AERO & ASTRO C T SUN W LAFAYETTE IN 47907-1282
1	IIT RESEARCH CENTER D ROSE 201 MILL ST ROME NY 13440-6916	1	STANFORD UNIV DEPT OF AERONAUTICS & AEROBALLISTICS S TSAI DURANT BLDG STANFORD CA 94305
1	GA TECH RSCH INST GA INST OF TCHNLGY P FRIEDERICH ATLANTA GA 30392	1	UNIV OF DAYTON J M WHITNEY COLLEGE PARK AVE DAYTON OH 45469-0240
1	MICHIGAN ST UNIV MSM DEPT R AVERILL 3515 EB EAST LANSING MI 48824-1226	7	UNIV OF DELAWARE CTR FOR COMPOSITE MTRLS J GILLESPIE M SANTARE G PALMESE S YARLAGADDA S ADVANI D HEIDER D KUKICH 201 SPENCER LABORATORY NEWARK DE 19716
1	UNIV OF KENTUCKY L PENN 763 ANDERSON HALL LEXINGTON KY 40506-0046	1	UNIV OF ILLINOIS AT URBANA CHAMPAIGN NATIONAL CENTER FOR COMPOSITE MATERIALS RESEARCH J ECONOMY 216 TALBOT LABORATORY 104 S WRIGHT ST URBANA IL 61801
1	UNIV OF WYOMING D ADAMS PO BOX 3295 LARAMIE WY 82071		
1	UNIV OF UTAH DEPT OF MECH & INDUSTRIAL ENGR S SWANSON SALT LAKE CITY UT 84112		

<u>NO. OF COPIES</u>	<u>ORGANIZATION</u>	<u>NO. OF COPIES</u>	<u>ORGANIZATION</u>
3	THE UNIV OF TEXAS AT AUSTIN CTR FOR ELECTROMECHANICS J PRICE A WALLS J KITZMILLER 10100 BURNET RD AUSTIN TX 78758-4497	1	<u>ABERDEEN PROVING GROUND</u> US ARMY MATERIEL SYSTEMS ANALYSIS P DIETZ 392 HOPKINS RD AMXSY BTD APG MD 21005-5071
3	VA POLYTECHNICAL INST & STATE UNIV DEPT OF ESM M W HYER K REIFSNIDER R JONES BLACKSBURG VA 24061-0219	1	DIRECTOR US ARMY RESEARCH LAB AMSRL OP AP L APG MD 21005-5066
1	NORTH CAROLINA STATE UNIV CIVIL ENGINEERING DEPT W RASDORF PO BOX 7908 RALEIGH NC 27696-7908	108	DIR USARL AMSRL CI AMSRL CI H W STUREK AMSRL CI S A MARK AMSRL CS IO FI M ADAMSON AMSRL SL B J SMITH AMSRL SL BA AMSRL SL BL D BELY R HENRY AMSRL SL BG A YOUNG AMSRL SL I AMSRL WM B A HORST E SCHMIDT AMSRL WM BA W D AMICO F BRANDON AMSRL WM BC P PLOSTINS D LYON J NEWILL S WILKERSON A ZIELINSKI AMSRL WM BD B FORCH R FIFER R PESCE RODRIGUEZ B RICE
1	UNIV OF MARYLAND DEPT OF AEROSPACE ENGNRNG A J VIZZINI COLLEGE PARK MD 20742		
1	DREXEL UNIV A S D WANG 32ND & CHESTNUT ST PHILADELPHIA PA 19104		
1	SOUTHWEST RSCH INST ENGR & MATL SCIENCES DIV J RIEGEL 6220 CULEBRA RD PO DRAWER 28510 SAN ANTONIO TX 78228-0510		

NO. OF  
COPIES      ORGANIZATION

ABERDEEN PROVING GROUND (CONT)

AMSRL WM BE  
C LEVERITT  
D KOOKER  
AMSRL WM BR  
C SHOEMAKER  
J BORNSTEIN  
AMSRL WM M  
D VIECHNICKI  
G HAGNAUER  
J MCCAULEY  
B TANNER  
AMSRL WM MA  
R SHUFORD  
P TOUCHET  
N BECK TAN  
D FLANAGAN  
L GHIORSE  
D HARRIS  
S MCKNIGHT  
P MOY  
S NGYUEN  
P PATTERSON  
G RODRIGUEZ  
A TEETS  
R YIN  
AMSRL WM MB  
B FINK  
J BENDER  
T BLANAS  
T BOGETTI  
R BOSSOLI  
L BURTON  
K BOYD  
S CORNELISON  
P DEHMER  
R DOOLEY  
W DRYSDALE  
G GAZONAS  
S GHIORSE  
D GRANVILLE  
D HOPKINS  
C HOPPEL  
D HENRY  
R KASTE  
M KLUSEWITZ  
M LEADORE  
R LIEB

NO. OF  
COPIES      ORGANIZATION

ABERDEEN PROVING GROUND (CONT)

AMSRL WM MB  
E RIGAS  
J SANDS  
D SPAGNUOLO  
W SPURGEON  
J TZENG  
E WETZEL  
A ABRAHAMIAN  
M BERMAN  
A FRYDMAN  
T LI  
W MCINTOSH  
E SZYMANSKI  
AMRSL WM MC  
J BEATTY  
J SWAB  
E CHIN  
J MONTGOMERY  
A WERECZCAK  
J LASALVIA  
J WELLS  
AMSRL WM MD  
W ROY  
S WALSH  
AMSRL WM T  
B BURNS  
AMSRL WM TA  
W GILLICH  
T HAVEL  
J RUNYEON  
M BURKINS  
E HORWATH  
B GOOCH  
W BRUCHEY  
AMSRL WM TC  
R COATES  
AMSRL WM TD  
A DAS GUPTA  
T HADUCH  
T MOYNIHAN  
F GREGORY  
A RAJENDRAN  
M RAFTENBERG  
M BOTELER  
T WEERASOORIYA  
D DANDEKAR  
A DIETRICH

NO. OF  
COPIES      ORGANIZATION

ABERDEEN PROVING GROUND (CONT)

AMSRL WM TE  
  A NILER  
  J POWELL  
AMSRL SS SD  
  H WALLACE  
AMSRL SS SE R  
  R CHASE  
AMSRL SS SE DS  
  R REYZER  
  R ATKINSON  
AMSRL SE L  
  R WEINRAUB  
  J DESMOND  
  D WOODBURY

<u>NO. OF COPIES</u>	<u>ORGANIZATION</u>	<u>NO. OF COPIES</u>	<u>ORGANIZATION</u>
1	LTD R MARTIN MERL TAMWORTH RD HERTFORD SG13 7DG UK	2	ROYAL MILITARY COLLEGE OF SCIENCE SHRIVENHAM D BULMAN B LAWTON SWINDON WILTS SN6 8LA UK
1	PW LAY SMC SCOTLAND DERA ROSYTH ROSYTH ROYAL DOCKYARD DUNFERMLINE FIFE KY 11 2XR UK	1	SWISS FEDERAL ARMAMENTS WKS W LANZ ALLMENDSTRASSE 86 3602 THUN SWITZERLAND
1	CIVIL AVIATION ADMINSTRATION T GOTTESMAN PO BOX 8 BEN GURION INTERNL AIRPORT LOD 70150 ISRAEL	1	ISRAEL INST OF TECHNOLOGY S BODNER FACULTY OF MECHANICAL ENGR HAIFA 3200 ISRAEL
1	AEROSPATIALE S ANDRE A BTE CC RTE MD132 316 ROUTE DE BAYONNE TOULOUSE 31060 FRANCE	1	DSTO MATERIALS RESEARCH LAB NAVAL PLATFORM VULNERABILITY SHIP STRUCTURES & MTRLS DIV N BURMAN PO BOX 50 ASCOT VALE VICTORIA AUSTRALIA 3032
1	DAIMLER BENZ AEROSPACE J BAUER D 81663 MUNCHEN MUNICH GERMANY	1	ECOLE ROYAL MILITAIRE E CELENS AVE DE LA RENAISSANCE 30 1040 BRUXELLE BELGIQUE
3	DRA FORT HALSTEAD P N JONES D SCOTT M HINTON SEVEN OAKS KENT TN 147BP UK	1	DEF RES ESTABLISHMENT VALCARTIER A DUPUIS 2459 BOULEVARD PIE XI NORTH VALCARTIER QUEBEC CANADA PO BOX 8800 COURCELETTE GOA IRO QUEBEC CANADA
1	DEFENSE RESEARCH ESTAB VALCARTIER F LESAGE COURCELETTE QUEBEC COA IRO CANADA	1	INSTITUT FRANCO ALLEMAND DE RECHERCHES DE SANIT LOUIS DE M GIRAUD 5 RUE DU GENERAL CASSAGNOU BOITE POSTALE 34 F 68301 SAINT LOUIS CEDEX FRANCE

<u>NO. OF COPIES</u>	<u>ORGANIZATION</u>	<u>NO. OF COPIES</u>	<u>ORGANIZATION</u>
1	ECOLE POLYTECH J MANSON DMX LTC CH 1015 LAUSANNE SWITZERLAND	1	ERNST MACH INSTITUT EMI A STILP ECKERSTRASSE 4 7800 FREIBURG GERMANY
1	TNO PRINS MAURITS LABORATORY R IJSSELSTEIN LANGE KLEIWEG 137 PO BOX 45 2280 AA RIJSWIJK THE NETHERLANDS	1	TNO DEFENSE RESEARCH I H PASMAN POSTBUS 6006 2600 JA DELFT THE NETHERLANDS
2	FOA NAT L DEFENSE RESEARCH ESTAB DIR DEPT OF WEAPONS & PROTECTION B JANZON R HOLMLIN S 172 90 STOCKHOLM SWEDEN	1	B HIRSCH TACHKEMONY ST 6 NETAMUA 42611 ISRAEL
2	DEFENSE TECH & PROC AGENCY GROUND I CREWETHER GENERAL HERZOG HAUS 3602 THUN SWITZERLAND	1	DEUTSCHE AEROSPACE AG DYNAMICS SYSTEMS M HELD PO BOX 1340 D 86523 SCHROBENHAUSEN GERMANY
1	MINISTRY OF DEFENCE RAFAEL ARMAMENT DEVELOPMENT AUTH M MAYSELESS PO BOX 2250 HAIFA 31021 ISRAEL		
1	DYNAMEC RESEARCH AB A PERSSON BOX 201 S 15123 SODERTALJE SWEDEN		
1	ERNST MACH INSTITUT EMI DIRECTOR HAUPTSTRASSE 18 79576 WEIL AM RHEIN GERMANY		

<b>REPORT DOCUMENTATION PAGE</b>			<i>Form Approved</i> <i>OMB No. 0704-0188</i>
<small>Public reporting burden for this collection of information is estimated to average 1 hour per response, including the time for reviewing instructions, searching existing data sources, gathering and maintaining the data needed, and completing and reviewing the collection of information. Send comments regarding this burden estimate or any other aspect of this collection of information, including suggestions for reducing this burden, to Washington Headquarters Services, Directorate for Information Operations and Reports, 1215 Jefferson Davis Highway, Suite 1204, Arlington, VA 22202-4302, and to the Office of Management and Budget, Paperwork Reduction Project(0704-0188), Washington, DC 20503.</small>			
<b>1. AGENCY USE ONLY (Leave blank)</b>	<b>2. REPORT DATE</b> September 2000	<b>3. REPORT TYPE AND DATES COVERED</b> Final, Jan-Dec 97	
<b>4. TITLE AND SUBTITLE</b> Cost-Effective Manufacturing of Damage-Tolerant Integral Armor		<b>5. FUNDING NUMBERS</b>  AH42	
<b>6. AUTHOR(S)</b> Bruce K. Fink and John W. Gillespie*			
<b>7. PERFORMING ORGANIZATION NAME(S) AND ADDRESS(ES)</b> U.S. Army Research Laboratory ATTN: AMSRL-WM-MB Aberdeen Proving Ground, MD 21005-5069		<b>8. PERFORMING ORGANIZATION REPORT NUMBER</b>  ARL-TR-2319	
<b>9. SPONSORING/MONITORING AGENCY NAMES(S) AND ADDRESS(ES)</b>		<b>10. SPONSORING/MONITORING AGENCY REPORT NUMBER</b>	
<b>11. SUPPLEMENTARY NOTES</b> *University of Delaware, Newark, DE 19716-3144			
<b>12a. DISTRIBUTION/AVAILABILITY STATEMENT</b> Approved for public release; distribution is unlimited.		<b>12b. DISTRIBUTION CODE</b>	
<b>13. ABSTRACT (Maximum 200 words)</b> <p>The U.S. Army Research Laboratory (ARL) and the University of Delaware (UD) have developed an enabling technology to produce a polymer matrix composite-based integral armor with improved multihit ballistic capability. Current applications for integral armor composites include the Composite Armored Vehicle (CAV) technology demonstrator and Crusader self-propelled howitzer platforms. Present integral armor manufacturing processes involve adhesive bonding of a composite structure with ballistic armor tiles, spall shield, and nuisance cover. ARL, UD, and the CAV/Crusader composite structure contractor, United Defense Limited Partnership (UDLP), assessed through-thickness stitching to improve the multihit capability and reduce manufacturing costs. The patent-pending co-injection resin-transfer molding (CIRTM) process was used to produce a stitched, co-injected integral armor panel that demonstrated improved multihit capability. The spall shield was fabricated with a phenolic resin for fire, smoke, and toxicity protection, while the remainder of the integral armor (structural composite resin encapsulating the tiles and the nuisance cover) was fabricated with an epoxy resin for structural performance. Through-thickness stitching and CIRTM were used to enhance the damage tolerance and to reduce the cost of the armor.</p>			
<b>14. SUBJECT TERMS</b> composite material, damage tolerance, ballistic testing, integral armor, co-injection resin transfer molding		<b>15. NUMBER OF PAGES</b> 51	<b>16. PRICE CODE</b>
<b>17. SECURITY CLASSIFICATION OF REPORT</b> UNCLASSIFIED	<b>18. SECURITY CLASSIFICATION OF THIS PAGE</b> UNCLASSIFIED	<b>19. SECURITY CLASSIFICATION OF ABSTRACT</b> UNCLASSIFIED	<b>20. LIMITATION OF ABSTRACT</b> UL



INTENTIONALLY LEFT BLANK.

## USER EVALUATION SHEET/CHANGE OF ADDRESS

This Laboratory undertakes a continuing effort to improve the quality of the reports it publishes. Your comments/answers to the items/questions below will aid us in our efforts.

1. ARL Report Number/Author ARL-TR-2319 (Fink) Date of Report September 2000
2. Date Report Received \_\_\_\_\_
3. Does this report satisfy a need? (Comment on purpose, related project, or other area of interest for which the report will be used.) \_\_\_\_\_  
\_\_\_\_\_  
\_\_\_\_\_
4. Specifically, how is the report being used? (Information source, design data, procedure, source of ideas, etc.) \_\_\_\_\_  
\_\_\_\_\_  
\_\_\_\_\_
5. Has the information in this report led to any quantitative savings as far as man-hours or dollars saved, operating costs avoided, or efficiencies achieved, etc? If so, please elaborate. \_\_\_\_\_  
\_\_\_\_\_  
\_\_\_\_\_
6. General Comments. What do you think should be changed to improve future reports? (Indicate changes to organization, technical content, format, etc.) \_\_\_\_\_  
\_\_\_\_\_  
\_\_\_\_\_

**CURRENT  
ADDRESS**

\_\_\_\_\_  
Organization  
\_\_\_\_\_  
Name E-mail Name  
\_\_\_\_\_  
Street or P.O. Box No.  
\_\_\_\_\_  
City, State, Zip Code

7. If indicating a Change of Address or Address Correction, please provide the Current or Correct address above and the Old or Incorrect address below.

**OLD  
ADDRESS**

\_\_\_\_\_  
Organization  
\_\_\_\_\_  
Name  
\_\_\_\_\_  
Street or P.O. Box No.  
\_\_\_\_\_  
City, State, Zip Code

(Remove this sheet, fold as indicated, tape closed, and mail.)  
**(DO NOT STAPLE)**