

AD _____

Award Number DAMD17-94-J-4014

TITLE: Program for Critical Technologies in Breast Oncology

PRINCIPAL INVESTIGATOR: Jose Costa, M.D.
Christine L. Howe, Ph.D.

CONTRACTING ORGANIZATION: Yale University School of Medicine
New Haven, Connecticut 06520-8047

REPORT DATE: July 1999

TYPE OF REPORT: Final

PREPARED FOR: U.S. Army Medical Research and Materiel Command
Fort Detrick, Maryland 21702-5012

DISTRIBUTION STATEMENT: Approved for Public Release;
Distribution Unlimited

The views, opinions and/or findings contained in this report are those of the author(s) and should not be construed as an official Department of the Army position, policy or decision unless so designated by other documentation.

20000306 097

REPORT DOCUMENTATION PAGE

Form Approved
OMB No. 0704-0188

Public reporting burden for this collection of information is estimated to average 1 hour per response, including the time for reviewing instructions, searching existing data sources, gathering and maintaining the data needed, and completing and reviewing the collection of information. Send comments regarding this burden estimate or any other aspect of this collection of information, including suggestions for reducing this burden, to Washington Headquarters Services, Directorate for Information Operations and Reports, 1215 Jefferson Davis Highway, Suite 1204, Arlington, VA 22202-4302, and to the Office of Management and Budget, Paperwork Reduction Project (0704-0188), Washington, DC 20503.

1. AGENCY USE ONLY <i>(Leave blank)</i>	2. REPORT DATE July 1999	3. REPORT TYPE AND DATES COVERED Final (1 Jul 94 - 30 Jun 99)	
4. TITLE AND SUBTITLE Program for Critical Technologies in Breast Oncology		5. FUNDING NUMBERS DAMD17-94-J-4014	
6. AUTHOR(S) Jose Costa, M.D. Christine L. Howe, Ph.D.			
7. PERFORMING ORGANIZATION NAME(S) AND ADDRESS(ES) Yale University School of Medicine New Haven, Connecticut 06520-8047		8. PERFORMING ORGANIZATION REPORT NUMBER	
9. SPONSORING / MONITORING AGENCY NAME(S) AND ADDRESS(ES) U.S. Army Medical Research and Materiel Command Fort Detrick, Maryland 21702-5012		10. SPONSORING / MONITORING AGENCY REPORT NUMBER	
11. SUPPLEMENTARY NOTES			
12a. DISTRIBUTION / AVAILABILITY STATEMENT Approved for Public Release; Distribution Unlimited		12b. DISTRIBUTION CODE	
13. ABSTRACT <i>(Maximum 200 words)</i> The Program for Critical Technologies in Breast Oncology is involved in several interrelated areas of support for research on breast cancer: 1) centralized collection and evaluation of human breast tissues; 2) establishment of a comprehensive database; 3) distribution of tissue samples; 4) molecular characterization of tissues; and 5) examination of ethical questions relating to tissue use. Human tissue samples are essential to progress in research on breast cancer. A shared resource facility can best cope with the demands of proper collection and storage of human tissue for a variety of research uses, without interfering with the pathologist's diagnosis. Because of advances in early detection of breast cancer, the size of tumors is getting smaller. This situation demands that efficient use be made of tissues, so that many researchers can share the use of one sample. Any research using tissues must be done with appropriate information about the tissues, and in an ethical manner that respects the patients' rights. The Program for Critical Technologies in Breast Oncology helps address all of these various issues, and provides one central facility where breast cancer researchers may obtain tissues and information about tissues, have access to research assays, and receive guidance on ethical issues.			
14. SUBJECT TERMS Breast Cancer anatomical samples, tissue, bank, DNA, molecular diagnosis, database		15. NUMBER OF PAGES 148	16. PRICE CODE
17. SECURITY CLASSIFICATION OF REPORT Unclassified	18. SECURITY CLASSIFICATION OF THIS PAGE Unclassified	19. SECURITY CLASSIFICATION OF ABSTRACT Unclassified	20. LIMITATION OF ABSTRACT Unlimited

FOREWORD


Opinions, interpretations, conclusions and recommendations are those of the author and are not necessarily endorsed by the U.S. Army.


____ Where copyrighted material is quoted, permission has been obtained to use such material.


____ Where material from documents designated for limited distribution is quoted, permission has been obtained to use the material.

____ Citations of commercial organizations and trade names in this report do not constitute an official Department of Army endorsement or approval of the products or services of these organizations.

____ In conducting research using animals, the investigator(s) adhered to the "Guide for the Care and Use of Laboratory Animals," prepared by the Committee on Care and use of Laboratory Animals of the Institute of Laboratory Resources, national Research Council (NIH Publication No. 86-23, Revised 1985).

 ____ For the protection of human subjects, the investigator(s) adhered to policies of applicable Federal Law 45 CFR 46.

 ____ In conducting research utilizing recombinant DNA technology, the investigator(s) adhered to current guidelines promulgated by the National Institutes of Health.

 ____ In the conduct of research utilizing recombinant DNA, the investigator(s) adhered to the NIH Guidelines for Research Involving Recombinant DNA Molecules.

____ In the conduct of research involving hazardous organisms, the investigator(s) adhered to the CDC-NIH Guide for Biosafety in Microbiological and Biomedical Laboratories.

 _____
PI - Signature

July 28, 99

Date

Table of Contents

FRONT COVER	1
SF 298, REPORT DOCUMENTATION PAGE.....	2
FOREWORD.....	3
TABLE OF CONTENTS.....	4
INTRODUCTION.....	5
BODY.....	6
TASK 1) CENTRALIZE COLLECTION OF FRESH, FIXED, AND PARAFFIN EMBEDDED BREAST TISSUE SAMPLES FROM PATIENTS TREATED AT YALE NEW-HAVEN HOSPITAL AND OTHER HOSPITALS IN CONNECTICUT.....	6
TASK 2) ESTABLISH COMPREHENSIVE DATABASE LINKED TO THE CTBO TISSUE BANK & DESIGNED TO SUPPORT CORRELATIVE MULTIDISCIPLINARY STUDIES THAT UTILIZE TISSUE SAMPLES	7
TASK 3) PREPARE AND DISTRIBUTE BREAST TISSUE SAMPLES FROM THE CTBO REPOSITORY TO INVESTIGATORS	9
TASK 4) DEVELOP AND OFFER ON A MINIMAL FEE-FOR-SERVICE BASIS ROUTINE MOLECULAR AND HISTOLOGIC TISSUE ANALYSES OF RELEVANCE TO BREAST CANCER. OF PARTICULAR INTEREST ARE ASSAYS THAT CAN BE CARRIED OUT ON MINIMAL TISSUE SAMPLES.....	12
KEY RESEARCH ACCOMPLISHMENTS.....	14
REPORTABLE OUTCOMES	15
PUBLICATIONS.....	15
INVITED LECTURES AND WORKSHOPS:.....	15
PATENTS	16
TISSUE REPOSITORY.....	16
INFORMATICS.....	16
CONCLUSIONS	17
REFERENCES	18
APPENDICES.....	21
APPENDIX 1) PARTICIPATING CONNECTICUT HOSPITALS, PCTBO BREAST TISSUE COLLECTION PROGRAM	22
APPENDIX 2: BREAST CASES COLLECTED, JULY 1994 TO JUNE 1999	25
APPENDIX 3: BREAST CASES DISTRIBUTED, JULY 1994 TO JUNE 1999	76
APPENDIX 4: BREAST CASES AVAILABLE, JUNE 1999	128
FINAL REPORT REQUIREMENTS	148
<i>Bibliography of all publications and meeting abstracts.....</i>	<i>148</i>
<i>List of personnel receiving pay from the research effort.....</i>	<i>148</i>

Introduction

During the past 5 years (1994 to 1999), The Program for Critical Technologies in Breast Oncology (PCTBO) has established a core technical and tissue procurement resource that: i) maximizes access to human breast tissues and tumor DNA for basic investigators; ii) facilitates the application of molecular technologies in clinical breast oncology; and iii) makes such technologies routinely available to clinical investigators. This program was built on Yale's existing Program for Critical Technologies in Molecular Medicine and the Tissue Procurement Shared Resource of the Yale Cancer Center, and complements the Yale Tumor Registry and Yale's Rapid Case Ascertainment System. The existence of a Breast Cancer Research within the Yale Comprehensive Cancer Center has helped to increase the utilization of the PCTBO infrastructure to near maximum capacity.

Body

We have organized the body of our annual report to follow the tasks delineated in the original proposal's Statement of Work: 1) collection of samples; 2) establishment of a database; 3) preparation and distribution of samples; 4) development of assays relevant to breast cancer.

We present the Tasks and the year-by-year work done toward accomplishment of each major task. At the end of each Task section, we summarize the total accomplishments over the course of the award.

Task 1) Centralize collection of fresh, fixed, and paraffin embedded breast tissue samples from patients treated at Yale New-Haven Hospital and other hospitals in Connecticut.

Year 1:

- a) Establish standardized protocols for procuring fresh, frozen, and paraffin embedded tissue samples of breast cancer cases from off-site institutions
- b) Provide off-site training on fresh tissue handling to personnel in participating institutions
- c) Expand routine tissue catchment to include at least five of Connecticut's largest hospitals, including most or all of those listed as phase I in Table 1
- d) Develop a mutual tissue sharing arrangement with Hartford Hospital (a University of Connecticut affiliate) to enhance breast cancer research at both U. Connecticut and Yale

Year 2

- a) Expand fresh breast tissue catchment area to include remaining phase I hospitals and some additional phase II hospitals
- b) Modify and enhance off-site tissue collection protocols to allow custom protocols designed to enhance RNA/DNA stability, and for selected institutions, the collection of viable tissue in culture medium
- c) Continue off-site training and monitoring of tissue collection personnel

Year 3

- a) Continue to expand tissue catchment area to any remaining phase II hospitals. Goal is to exceed 80% participation.
- b) Continue monitoring and training

Year 4

- a) Continue Collection activities
- b) Continue monitoring and training

Summary of accomplishments

Administrative Aspects. During the years of the program, we submitted human subjects protocols to the various Institutional Review Boards and/or other hospital-based review systems, and received approval from all of the hospitals in Appendix 1. We had strong and ongoing interactions with all of our large, more academic Phase I hospitals. Phase II hospitals have, within our experience, proven to be a more challenging situation that we

originally anticipated, partly because of the growing influence of managed care and other factors. Three of the Phase II hospitals on our original list are no longer exist due to mergers or bankruptcy. We have two Phase II hospitals on our tissue collection schedule. However, smaller numbers of patients, increased numbers of cases for which no excess tissue is available, and limited off-site hospital staff time for "non-essential" operations combined to yield extremely small numbers of samples from our Phase II hospitals. Because of these facts, we made a final evaluation of the efficiency and cost-effectiveness for inclusion of the remaining, smaller, and much more geographically distant Phase II hospitals, and came to the conclusion that, at best, we would receive four or five samples per year from *all* remaining unenrolled hospitals. Because of such low anticipated yield in return for large amounts of time and energy in setting up and coordinating IRB approvals, training of hospital personnel, and scheduling of tissue collections on dry ice, we did not enroll the remaining hospitals.

The hospitals at which we had tissue protocols for collection are listed in Appendix 1.

Tissue and Sample Aspects. We developed and continued to use defined protocols to obtain fresh frozen tissue. Given the present trend in diagnosis and therapy of breast masses we took two approaches. The first was to continue with an aggressive prospective acquisition of samples of tissue that are prepared and embedded in OCT medium such that frozen sections can be cut from the samples. If extra tissue is still remaining, additional aliquots are bulk-frozen in tissue cassettes in liquid nitrogen, and also, when requests are outstanding, collected in a fresh, viable manner. The larger tumors, from which "bulk" specimens are available, can be used for nucleic acid or protein extraction after grinding the frozen tissue under liquid nitrogen in a mortar and pestle to obtain a fine frozen powder. Both the fast freezing and optimal maintenance of the samples (e.g. always transported on dry ice) have enhanced nucleic acid stability.

The second approach we took is applicable to samples such as small biopsies for which excess tissue is often not available from a gross specimen. In these cases, we can obtain extra frozen sections at the time a clinical section is done during an intra-operative consultation. Once the pathologist has concluded the consultation on a frozen specimen, an extra 10 sections are cut and stored on slides that are kept frozen at -80° C for future use. The remainder of the frozen specimen is handled as usual by the pathologist. We should note specifically that these slides are handled in the same manner as are the larger samples: no research use is made of any material before at least one week has elapsed after the final pathology report has been issued.

The success of our efforts to collect and distribute sections and slides is reflected in the fact that, over the 5 years of the Program, we were able to distribute over 5000 samples from 1850 cases, including about 2800 samples of sections and slides. Without our preparation and distribution of sections and slides, we would have had to exhaust our entire bank of frozen breast tissues and would still not have met the research demand. Summaries of breast-related tissues collected, distributed, and still available are presented in Appendices 2, 3, and 4.

Task 2) Establish comprehensive database linked to the CTBO tissue bank & designed to support correlative multidisciplinary studies that utilize tissue samples

Year 1:

a) Establish on-line database incorporating the data items outlined in Table 2

- b) Establish computer network interfaces, protocols, and procedures to assure collection of the information outlined in Table 2
- c) Implement the collection of such information on samples collected at YNHH

Year 2

- a) Continue information collection as above at YNHH
- b) Expand comprehensive information catchment to include several phase I hospitals
- c) Establish remote link with at least one phase I hospital to allow on-line data acquisition

Year 3

- a) Continue information collection as above at YNHH and additional phase I hospitals
- b) Expand comprehensive information catchment to include additional phase I hospitals.
- c) Modify if needed information protocols with RCA of CPRU and the CT-tumor registry to facilitate off-site information collection, allowing data collection at some phase II hospitals

Year 4

- a) Continue information collection as above at YNHH and at phase I hospitals
- b) Expand comprehensive information catchment to include additional phase I & II hospitals.

Summary of accomplishments

Yale New Haven Hospital information.

In year 1 we established the protocols to implement the database as proposed in the original application. The data files were resident in a Macintosh PowerPC 7100 fileserver and were created using FileMaker Pro 2.0 software. With the release of FileMaker Pro version 3.0 in early 1996, we completely redesigned the database files to take advantage of the fully relational aspects of the new FileMaker version. This major re-working of the PCTBO's own database was completed in year 4. At the present time, although Army funding has ended, we are once again extensively remodeling the database to include more specific descriptors of the tissue samples themselves.

To respond to the long term need to provide ease of access to data on all databases for use by researchers, we had done work with the Yale Comprehensive Cancer Center [YCCC] and Yale New Haven Hospital. When the reorganization of the Clinical Research Office [CRO] at the YCCC was completed in late 1995, we met with Drs. Lee Schacter and Daniel Zelterman of the CRO to define common goals and potentials for sharing information and resources between the CRO and our core facility of the PCTBO. At a meeting in January 1996, we explored the efficacy of implementing a data warehouse architecture, where one could define and regularly download applicable data from existing systems onto data warehouse running Oracle or some other database product. This would allow users running database query software at their desktops to query information from the data warehouse, reducing demand on the programming resources of existing systems, including the Pathology Information System and the Yale-New Haven Hospital Tumor Registry.

In year 4, purchase of a multitasking computer with ethernet and TCP/IP capabilities and hard disk storage has been accomplished. Software for data storage was evaluated: Oracle Clinical was brought on-site for many months before the decision was made that it would not satisfy the demands of the program. Instead, programming staff were recently hired to define, configure, maintain, and archive a custom database using Oracle, with Microsoft Access front-end. We continue to actively work with the Breast Cancer Research Program. They obtained funding to support efforts to retrieve patient demographic, treatment, and

followup data. This activity started in August 1997, and currently includes information on 218 subjects enrolled in clinical trials at YNHH. We are using this opportunity to piggyback on and expand the scope of their project to include references to the breast tissue samples available through the PCTBO.

The most recent data entry for this patient database project includes: Demographics and epidemiologic information such as known risk factors and family history; pathology and staging; treatment (surgeries, radiation including response to treatment, chemotherapy/endocrine therapy including response to treatment; and periodic (every 3 months) updates on disease status.

In addition to meeting with the CRO, we also have had ongoing interactions with Yale New Haven Hospital. The hospital, for reasons of more efficient management, state reporting requirements, and the goal of daily updates from all areas of the hospital, is working towards combining data from all of its computers. This project is making progress even with limited resources, and although it is transaction-oriented and not designed for research use, the fact that longitudinal data tracking will be more easily accomplished can in fact be made to serve research use as well. Our meetings to date have proved quite productive. We continue to actively collaborate with people from Hospital Management and Information Systems, and for the shorter term, we are discussing the possibilities of prospectively designing additional fields in the Clinical Archive database that will serve breast cancer research needs.

Off-site hospitals. With the continuation of tissue collection routines from phase I hospitals, we also remained successful in retrieving information about the tissue specimens. Pathology reports at a minimum are submitted for each specimen, and this information collection is coordinated and accomplished by the travelling associate, Bonnie Kaye. All hospitals from which tissue is retrieved are supplying this comprehensive information. However, after information is recorded, we "anonymize" the tissue and related information because all of our off-site IRB approvals are for use of anonymous samples only. We developed a simple and easy-to-use format that enables both collection of information about the tissue samples, and fail-safe anonymizing of the samples.

Remote data collection continues to be possible via modem access to the PCTBO FileMaker Pro database through AppleTalk Remote Access software. Appropriate security precautions have been implemented. We continue to collect Pathology Reports from sites, however, due to the limited time commitment that off-site hospital staff can make as the demands of managed care increase. The feasibility of direct downloading of data from pathology reports into the PCTBO database continues to be studied. The Pathology Department now plans to upgrade to a new Pathology Information System in the second half of 1999, and direct data transfer will probably follow shortly thereafter. In the interim, copying and pasting of relevant data is utilized, and will probably remain the basis for most of our data acquisition, since this method allows human review of appropriate information entering the database.

Task 3) Prepare and distribute breast tissue samples from the CTBO repository to investigators

Year 1:

- a) Establish standard protocols for tissue requests and distribution
- b) Establish multidisciplinary review board to establish principals for prioritizing requests for rare breast lesions
- c) Distribute fresh, frozen, fixed, and paraffin embedded breast tissue to investigators

- d) Establish methods for distributing DNA, RNA, and blots suitable for hybridization studies
- e) Inventory and review samples in paraffin archive dating back to 1915

Year 2

- a) Continue tissue and DNA/RNA distribution as above
- b) Continue inventory and review of paraffin archive, with indexing to CTBO database
- c) Establish on-line access via University network for selected data in CTBO tissue database
- d) Advertise availability of breast cancer tissue for research at Yale and U. Connecticut

Year 3

- a) Continue tissue and DNA/RNA distribution as above
- b) Continue inventory and review of paraffin archive, with indexing to CTBO database
- c) Continue to advertise as above

Year 4

- a) Continue tissue and DNA/RNA distribution as above
- b) Complete inventory and review of paraffin archive, and their indexing to CTBO database (Total paraffin collection > 1 million blocks)
- c) Continue to advertise as above

Summary of Accomplishments

Access to the Resource. Protocols for tissue request and distribution functioned well over the past 5 years. In cooperation with the Yale Human Investigation Committee, we designed a specific approval form to supplement the information and service request forms already in use. The new form gives all the useful information that we require in order to satisfy the HIC approval given to investigators to receive patient tissue. We continue to work closely with the Yale Human Investigation Committee to insure that all programs involving research use of samples of archival or fresh frozen human breast tissue are channeled through the PCTBO. As we expected, as information is disseminated about our bank, frozen samples are increasingly being requested.

Extraction of DNA from frozen sections and from archival paraffin tissues continues to be done in our laboratories. Extraction of standard quality RNA from thick (10-20 μ m) frozen sections (and in some cases from paraffin blocks) can also be accomplished. Given the minimal size of the breast biopsies and the lesions contained in the tissue, collection of very high quality RNA is limited to large tumor specimens.

Over the 5 year of collection (July 1994 to June 1999), we have obtained 1803 parts from breast cases, drastically up from the 589 parts collected in year 1, and even increased over the 1016 parts collected in year 2 and 1704 in year 3. The major reason for this increase continues to be the fact that frozen section slides are collected at the time of diagnosis, and held in the bank until the case is signed out. A detailed list of cases collected is included in appendix 2.

Collections of excess breast cells from the Cytology section of the Department of Pathology was continued in collaboration with Dr. David Rimm, cytopathologist. The excess volume of fine needle aspirations (collected with a Cyctec apparatus) have been stored and catalogued, and are available for research use. This new source of breast cells is proving to be of enormous value.

Distribution of breast tissues and tissue products has occurred from two different modules: tissue distribution from all fresh and frozen cases collected are summarized in the appendix 3 report "Tissue Distribution." An additional distribution of breast specimens, of approximately one-third of the 75,000 tissue sections produced by the Research Histology component of the PCTBO over the past 5 years, are from paraffin breast samples, and are not listed in this report. The large number distributed from previously banked samples only serves to emphasize the enormous power of the system of centralized collection and critical distribution of only those types and amounts of tissues actually needed by each investigator. The fact that the large majority of patient cases originally collected still have some tissue left in the bank represents a dramatic increase in numbers available for further research.

Paraffin archives. With our continuing work on the resource of archival paraffin specimens, the paraffin archives themselves have been substantially improved. We successfully finished the complete reorganization of over 3 million paraffin blocks, physically sorted and refiled all blocks, and consolidated the warehouse locations of the paraffin blocks from 3 separate sites to 2 closer, climate-controlled sites. These overall improvements have made a huge difference in ease of use of this most valuable resource, and is reflected in the large number of recuts requested from the blocks.

Of 900,000 cases available in paraffin from the pathology archives, data from the Yale Tumor Registry indicated that 10,750 are of breast cancer, including both invasive and in situ. We identified specific computer-based pathology accession numbers these samples. We completed the process of identifying specific blocks from each case in which breast cancer is present. This labor- and time-intensive process was started with identification of ductal carcinoma in situ cases, and later moved to invasive cancer. For this, our work was much easier since the invasive tumors tend to be much larger than the in situ carcinomas we reviewed for the last report. We review pathology reports to find the designated tumor block. Reliance on the path report for tumor ("T") or primary tumor ("P" or "PT") block designations is sufficient for most of the invasive cases.

Publicizing the Resource. The Yale Comprehensive Cancer Center's Breast Cancer Research Program meets on a monthly basis for presentation of research seminars and ongoing communication among all breast cancer researchers at Yale School of Medicine, Yale University, and Yale-New Haven Hospital. At these monthly gatherings we present information about the currently available breast tissue (frozen and paraffin-embedded), as well as general information about the ability to set up prospective collection protocols and our interface with the Yale Tumor Registry for identification of breast cancer cases. Through the PCT Web page (<http://info.med.yale.edu/pathol/crittech/ct.htm>) we have received inquiries from researchers about our resource, and have entered into several agreements with a researchers in other cities and states to provide samples our breast cases. All appropriate administrative requirements, including IRB approvals and a Material Transfer Agreement are completed for these interactions. We expect ongoing inquiries about our resource. Because of the tissue we have available (see appendix 5)—847 cases, and almost 5500 samples—and because we provide usually provide portions of the samples rather than whole tissues, we expect to be able to supply most of the breast cancer researchers who approach us

Task 4) Develop and offer on a minimal fee-for-service basis routine molecular and histologic tissue analyses of relevance to breast cancer. Of particular interest are assays that can be carried out on minimal tissue samples.

Year 1:

- a) Implement FASAY assay for p53 function in breast cancers
- b) Establish protocols for the quantitative analysis of prad, ras, and neu
- c) Establish protocols for mini and microsatellite repeat variability
- d) Establish routine research histochemistry and immunohistology service for breast tissue

Year 2

- a) Establish procedures for the routine performance and reporting of above assays
- b) Establish protocols for analysis of at least three additional genes as noted in Table 1

Year 3

- a) Continue to offer routine analyses as above
- b) Establish protocols for analysis of at least three additional genes as noted in Table 1
- c) Advertise these services to breast cancer investigators at Yale and the University of Connecticut

Year 4

- a) Continue to offer routine analyses as above
- b) Establish protocols for analysis of at least three additional genes as noted in Table 1 or for other candidate genes as they become recognized
- c) Continue to advertise as above

Summary of Accomplishments

Immunohistochemistry and other assays. The detailed methods developed in year 1 and reported in our annual report of July 1995 have been standardized for routine performance upon request of investigators. These include a functional assay for p53, PCR analysis of PRAD-1 (Cyclin D1), assay for NEU oncogene function. Somewhat surprisingly, researchers most often request immunostains for various oncogenes and tumor suppressors, including p53, neu, alpha-catenin, E-cadherin, and bcl-1/prad-1, rather than PCR-based assays. We have worked extensively on further refinement of immunostaining protocols, including specific work to adapt and optimize use of commercially-available antibodies on paraffin-embedded tissues. Often these antibodies have not been tested on paraffin sections, and we have been successful in a number of cases. Two protocols were very effective: the use of recent antigen-retrieval method of pressure-cooking, and use of a commercially available "one-step" method of staining (Dako EnVision system, antibody and HRP coupled to an inert polymer backbone; or "universal" secondary with poly-HRP). Both of these techniques can be applied to any immunohistochemical staining protocol. Pressure-cooking can also be utilized in immunoblots.

As noted above, because most investigators are interested in immunohistochemistry-based assays for changes in oncogenes and/or tumor suppressor genes, we continued to concentrate on this type of molecular analysis. We currently have protocols for use of either commercially-available or lab-made antibodies for a wide range of proteins implicated in breast cancer, including p53, neu/erbB2 (including one specific for the biologically active phosphorylated form of the protein), estrogen receptor, progesterone receptor, alpha-

catenin, E-cadherin, and DCC. We have critically examined antibodies newly available for p53, neu/erbB2, c-met, and various angiogenic factors including VEGF and FGF. We analyzed and compared commercially available antibodies for use on paraffin sections.

We tried different antibodies, and several antigen retrieval methods including a microwaving based protocol (using a number of different incubation solutions) and a pressure cooking protocol (using a citrate solution). We found the pressure cooking protocol to enhance the staining intensity without causing previously negatively characterized specimens to appear positive. Unlike the Ab-1 which we had been using for neu/erbB2, the antibody cb-11 does not require pressure cooking pretreatment, and we have simplified our protocol for that antigen.

Publicizing the resource. Although at first it might seem that "routine" immunostains for breast tissues would not cause much response among investigators, the opposite is in fact true. We have advertised our immunostaining services, and many researchers have expressed interest in the newly developed and optimized ER, PR, p53 and neu/erbB2 stains for their breast tissues. As noted above, are constantly identifying and evaluating new antibodies and staining protocols so that we may offer state-of-the-art immunohistochemistry to breast cancer researchers.

Key Research Accomplishments

Maximize the quality and quantity of breast cancer samples

- timely collection with standardized protocols from multiple hospitals in Connecticut
- pathologists involvement in sample selection
- coincident collection of matched normal breast tissue for same patient
- development of a frozen tissue bank containing over 800 patient cases and over 5000 individual samples
- establishment of a robust database on banked breast tissue collection
- enhance the application of basic science advances to clinical breast oncology providing as a routine service sophisticated immunochemical and DNA analyses of tissue samples

Maximize research use of breast samples

- centralized distribution point
- standard distribution procedures
- wide area notification of tissue availability and order processing
- help investigators understand and procure Institutional Review Board approval for protocols involving human breast tissue

Reportable Outcomes

Publications

The Program for Critical Technologies in Breast Oncology is a facility that exists to support the research efforts of many other scientists and clinicians. To that end, reportable outcomes that reflect the success of the Program include measures of use of the resource. During the past 5 years, over 40 research laboratories have received tissue-derived samples from the Program, and a partial list (27 publications) of major articles that have been a direct or indirect result of such access to our collection of human breast cancer samples is shown in the References section.

In addition, a publication relating to consent for research use of excess tissue was edited by Christine L. Howe, Ph.D., Deputy Director of the Program for Critical Technologies in Molecular Medicine, of which the PCTBO is a component.

Howe, CL (co-chair and editor), 1997. "Model Consent Forms & Related Information on Tissue Banking from Routine Biopsies," Public Responsibility in Medicine and Research [PRIM&R] and Applied Research Ethics National Association [ARENA] publication.

Invited lectures and workshops:

Experiences associated with the overall scientific, administrative, and ethical aspects of a large tissue procurement and banking facility have been presented in many contexts by Christine L. Howe, Ph.D. As noted above, Dr. Howe is Deputy Director of the Program for Critical Technologies in Molecular Medicine, of which the PCTBO is a component.

"Practical Considerations for Research Use of Human Tissue Specimens Removed by Surgery or Biopsy," Department of Pathology, University of Texas Medical Branch, Galveston, TX, May 3, 1996.

"Critical Technologies: Something Old, Something New," Grand Rounds for the Department of Pathology, Yale University, May 16, 1996.

"Who Owns Your Body: Women, Ethics and Biomedical Research," Women in Science, Mathematics and Engineering Program, Manchester Community-Technical College, Hartford CT, September 24, 1996.

"Tissue Banking, Informed Consent, and Institutional Review Boards," invitational working conference sponsored by the National Action Plan on Breast Cancer, the National Cancer Institute, Public Responsibility in Medicine and Research, Applied Research Ethics National Association, and the NIH Office of Research on Women's Health. NIH, Bethesda MD, June 2, 1997.

"Collection and Banking of Tissue: Model Consents and Policies for the IRB," co-moderator of workshop for Public Responsibility in Medicine and Research/Tufts University School of Medicine conference "Ethical Research in an Ethical Society: Principles, Practicalities, and Politics," Boston MA, December 8-9, 1997.

“Research Collection and Use of Human Tissue,” Genetics Research and Family Studies panel, FDA/OPRR-sponsored conference “Women as Research Subjects,” organized by UCLA and Drew University, Santa Monica CA, July 30-31, 1998.

“Tissue Banks and Medical Record Charts,” IRBs and Protection of Human Subjects—Keeping Up with a Changing Environment panel, WorldPharm98 International Pharmaceutical Exposition and Conference, Philadelphia PA, September 22-24, 1998.

“The Collection, Banking and Uses, Including Secondary Uses, of Tissue in Research,” co-moderator of workshop for Public Responsibility in Medicine and Research (PRIM&R)/Tufts University School of Medicine conference “IRBs in the Shifting Sands of Public Opinion,” San Diego CA, November 8-9, 1998.

“Tissue Banks and Registries,” co-moderator of workshop for Applied Research Ethics National Association (ARENA) conference “IRBs; Motivating for Change, San Diego CA, November 10, 1998.

Patents

As a result of the much increased collection and use of breast cancer-related tissues, the physical inventory of frozen tissue needed to be made much more easily accessible to technical staff. The ease of filing and retrieving samples had a direct influence on the ability to provide timely service to investigators requesting samples from the bank. A special freezer rack was designed by Christine L. Howe, Ph.D., and she is currently interacting with the Yale Office for Cooperative Research to determine the feasibility of obtaining a patent on this rack.

Tissue Repository

One of the major efforts of the Program for Critical Technologies in Breast Oncology was development of a human tissue resource to include frozen and paraffin-embedded samples. Over the past 5 years, this resource has dealt with over 2000 patient cases, and has handled almost 10,000 individual samples from these cases, including fresh tissue for tissue culture, several types of frozen tissue, prepared slides, and research-use paraffin blocks. The frozen bank currently contains over 800 patient cases, and over 5000 samples. See Appendices 2, 3, and 4 for lists of collection and use of these samples.

Informatics

Another major effort of the Program for Critical Technologies in Breast Oncology was development of a database to accompany the human tissue samples. We have continued to refine the database such that it not only accurately lists the inventory of the frozen and research paraffin tissue samples, but also tracks investigator use of the resource, allows for fee-for-service charges to be recovered, maintains detailed information about investigators' Institutional Review Board protocol status and approval for various levels of access to patient information, and contains information about each sample such as pathologic diagnosis, % tumor cells in the sample, etc.

Conclusions

Overall, the Program for Critical Technologies in Breast Oncology has been enthusiastically received by the research community. In the future, we hope to carry on toward the goals of the PCTBO. However, obtaining funding for this core facility continues to require innovative approaches, and recently includes negotiations with biotechnology and pharmaceutical companies for access to services to supply them with tissue and tissue-related information. There are large ongoing expenses associated with maintenance of the existing tissue collection and database, not to mention costs for continued sample collection. We hope to continue to support the absolutely essential services required for research access to human tissue samples with adequate funding resources needed to maintain the Program.

The years of support provided by the Department of Defense for the Program for Critical Technologies in Breast Oncology have seen many encouraging developments for this important core facility. We have increased the numbers of off-site hospitals involved in the Program. We finished conversion of a database uniquely suited to our collection, assay, and distribution of tissue products along with anonymous information describing the tissue samples. We collaborated with the Breast Cancer Research Program to obtain patient information for the tissue samples we hold. We continue to work intensely and collaboratively with many different parts of the Hospital, Medical School, University, and Cancer Center to streamline efficient data collection and access. Our numbers of collected breast tissue include over 2000 patient cases and almost 10,000 individual frozen samples. We have distributed more than 5,000 fresh and frozen tissue products and more than 20,000 paraffin sections since the start of the Program.

We continue to collect and distributing breast cytology specimens, a tissue source not widely available. We have completely reorganized more than 3 million paraffin blocks so that easy, efficient access is a rule rather than an exception, and have identified all computerized breast cases with malignancies for which blocks are available. We have expanded the research community's knowledge of and requests to the PCTBO for breast tissue products and related clinical information about the samples. We continue to develop translational research, moving research assays closer to clinical utility.

References

- Adida C. Crotty PL. McGrath J. Berrebi D. Diebold J. Altieri DC. Developmentally regulated expression of the novel cancer anti-apoptosis gene survivin in human and mouse differentiation. *American Journal of Pathology*. 152(1):43-9, 1998 Jan.
- Archibeque-Engle SL. Tessari JD. Winn DT. Keefe TJ. Nett TM. Zheng T. Comparison of organochlorine pesticide and polychlorinated biphenyl residues in human breast adipose tissue and serum. *Journal of Toxicology & Environmental Health*. 52(4):285-93, 1997 Nov.
- Cai X. Garen A. Anti-melanoma antibodies from melanoma patients immunized with genetically modified autologous tumor cells: selection of specific antibodies from single-chain Fv fusion phage libraries. *Proceedings of the National Academy of Sciences of the United States of America*. 92(14):6537-41, 1995 Jul 3.
- Chen T. Carter D. Garrigue-Antar L. Reiss M. Transforming growth factor beta type I receptor kinase mutant associated with metastatic breast cancer. *Cancer Research*. 58(21):4805-10, 1998 Nov 1.
- De M. Yan W. de Jonge RR. Garrigue-Antar L. Vellucci VF. Reiss M. Functional characterization of transforming growth factor beta type II receptor mutants in human cancer. *Cancer Research*. 58(9):1986-92, 1998 May 1.
- DiGiovanna MP. Stern DF. Activation state-specific monoclonal antibody detects tyrosine phosphorylated p185neu/erbB-2 in a subset of human breast tumors overexpressing this receptor. *Cancer Research*. 55(9):1946-55, 1995 May 1.
- DiGiovanna MP. Carter D. Flynn SD. Stern DF. Functional assay for HER-2/neu demonstrates active signalling in a minority of HER-2/neu-overexpressing invasive human breast tumours. *British Journal of Cancer*. 74(5):802-6, 1996 Sep.
- Dillon DA. D'Aquila T. Reynolds AB. Fearon ER. Rimm DL. The expression of p120ctn protein in breast cancer is independent of alpha- and beta-catenin and E-cadherin. *American Journal of Pathology*. 152(1):75-82, 1998 Jan.
- Dunbar ME. Young P. Zhang JP. McCaughern-Carucci J. Lanske B. Orloff JJ. Karaplis A. Cunha G. Wysolmerski JJ. Stromal cells are critical targets in the regulation of mammary ductal morphogenesis by parathyroid hormone-related protein. *Developmental Biology (Orlando)*. 203(1):75-89, 1998 Nov 1.
- Dunbar ME. Wysolmerski JJ. Parathyroid hormone-related protein: a developmental regulatory molecule necessary for mammary gland development. [Review] [69 refs] *Journal of Mammary Gland Biology & Neoplasia*. 4(1):21-34, 1999 Jan.
- Flick MB. Sapi E. Perrotta PL. Maher MG. Halaban R. Carter D. Kacinski BM. Recognition of activated CSF-1 receptor in breast carcinomas by a tyrosine 723 phosphospecific antibody. *Oncogene*. 14(21):2553-61, 1997 May 29.

Ghoussoub RA. Dillon DA. D'Aquila T. Rimm EB. Fearon ER. Rimm DL. Expression of c-met is a strong independent prognostic factor in breast carcinoma. *Cancer*. 82(8):1513-20, 1998 Apr 15.

Gold JS. Bao L. Ghoussoub RA. Zetter BR. Rimm DL. Localization and quantitation of expression of the cell motility-related protein thymosin beta15 in human breast tissue. *Modern Pathology*. 10(11):1106-12, 1997 Nov.

Ji X. Woodard AS. Rimm DL. Fearon ER. Transcriptional defects underlie loss of E-cadherin expression in breast cancer. *Cell Growth & Differentiation*. 8(7):773-8, 1997 Jul.

Kacinski BM. Nguyen J. Carter D. Expression of neu antigen in normal lactating and prepartum mammary epithelial cells. *Journal of the Society For Gynecologic Investigation*. 2(1):51-6, 1995 Jan-Feb.

Maher MG. Sapi E. Turner B. Gumbs A. Perrotta PL. Carter D. Kacinski BM. Haffty BG. Prognostic significance of colony-stimulating factor receptor expression in ipsilateral breast cancer recurrence. *Clinical Cancer Research*. 4(8):1851-6, 1998 Aug.

Mor G. Yue W. Santen RJ. Gutierrez L. Eliza M. Berstein LM. Harada N. Wang J. Lysiak J. Diano S. Naftolin F. Macrophages, estrogen and the microenvironment of breast cancer. *Journal of Steroid Biochemistry & Molecular Biology*. 67(5-6):403-11, 1998 Dec.

Reiss M. Barcellos-Hoff MH. Transforming growth factor-beta in breast cancer: a working hypothesis. [Review] [118 refs] *Breast Cancer Research & Treatment*. 45(1):81-95, 1997 Aug.

Rimm DL. Sinard JH. Morrow JS. Reduced alpha-catenin and E-cadherin expression in breast cancer [see comments]. *Laboratory Investigation*. 72(5):506-12, 1995 May.

Rosin L. DeCamilli P. Butler M. Solimena M. Schmitt HP. Morgenthaler N. Meinck HM. Stiff-man syndrome in a woman with breast cancer: an uncommon central nervous system paraneoplastic syndrome. *Neurology*. 50(1):94-8, 1998 Jan.

Santen RJ. Martel J. Hoagland M. Naftolin F. Roa L. Harada N. Hafer L. Zaino R. Pauley R. Santner S. Demonstration of aromatase activity and its regulation in breast tumor and benign breast fibroblasts. *Breast Cancer Research & Treatment*. 49 Suppl 1:S93-9; discussion S109-19, 1998.

Sapi E. Flick MB. Gilmore-Hebert M. Rodov S. Kacinski BM. Transcriptional regulation of the c-fms (CSF-1R) proto-oncogene in human breast carcinoma cells by glucocorticoids. *Oncogene*. 10(3):529-42, 1995 Feb 2.

Sapi E. Flick MB. Rodov S. Carter D. Kacinski BM. Expression of CSF-I and CSF-I receptor by normal lactating mammary epithelial cells. *Journal of the Society For Gynecologic Investigation*. 5(2):94-101, 1998 Mar-Apr.

Turner BC. Haffty BG. Narayanan L. Yuan J. Havre PA. Gumbs AA. Kaplan L. Burgaud JL. Carter D. Baserga R. Glazer PM. Insulin-like growth factor-I receptor overexpression mediates cellular radioresistance and local breast cancer recurrence after lumpectomy and radiation. *Cancer Research*. 57(15):3079-83, 1997 Aug 1.

Turner BC. Zhang J. Gumbs AA. Maher MG. Kaplan L. Carter D. Glazer PM. Hurst HC. Haffty BG. Williams T. Expression of AP-2 transcription factors in human breast cancer

correlates with the regulation of multiple growth factor signalling pathways. *Cancer Research*.58(23):5466-72, 1998 Dec 1.

Wysolmerski JJ. McCaughern-Carucci JF. Daifotis AG. Broadus AE. Philbrick WM. Overexpression of parathyroid hormone-related protein or parathyroid hormone in transgenic mice impairs branching morphogenesis during mammary gland development. *Development*. 121(11):3539-47, 1995 Nov.

Wysolmerski JJ. Philbrick WM. Dunbar ME. Lanske B. Kronenberg H. Broadus AE. Rescue of the parathyroid hormone-related protein knockout mouse demonstrates that parathyroid hormone-related protein is essential for mammary gland development. *Development*. 125(7):1285-94, 1998 Apr.

Appendices

Appendix 1) Participating Connecticut Hospitals, PCTBO breast tissue collection program

Connecticut Hospitals, Phase I

Hospital & City	Contact Pathologist/ Department Chair or HIC/ Collection Technologist	Interactions with PCTBO
Bridgeport Hospital, Bridgeport, CT	Gustave Davis, M.D. Gustave Davis, M.D.(IRB) Bonnie Yannessy	Yes
Danbury Hospital, Danbury, CT	Raoul Braza, M.D. Ramon Kranwinkel, M.D.(IRB) Mary Davis, Ph.D.	Yes
Greenwich Hospital, Greenwich, CT	Richard Eisen, M.D. Stephen Gray, M.D. Claire Arkemone, H.T.	Yes
The Griffin Hospital, Derby, CT	Stephanie Wain, M.D. Vincent deLuca, Jr. M.D. (IRB)	Yes
Hartford Hospital Hartford, CT	Martin Berman, M.D. Robert Siegal, M.D.	Yes*
Hospital of St. Raphael, New Haven, CT	Paul Fiedler, M.D. Romeo Vidone, M.D. Gail Barricelli, M.T.	Yes
Norwalk Hospital, Norwalk, CT	Michael Bush, M.D. Eric Lazur, M.D. (IRB) Margaret Keane, H.T.	Yes
The Stamford Hospital, Stamford, CT	Patrick Broderick, M.D. Michael Parry, M.D. (IRB)	Yes
St. Mary's Hospital, Waterbury, CT	William Frederick, M.D. Dwight Miller, M.D.	Yes
The Waterbury Hospital, Waterbury, CT	Thomas Anderson, M.D.	Yes
Yale-New Haven Hospital, New Haven, CT	Darryl Carter, M.D. Jon Morrow, M.D., Ph.D. Leticia deDios, M.D.	Yes
Veterans Hospital, West Haven, CT	Robert Homer, M.D. Gary Stack, M.D. Leo Kelley, P.A.	Yes

Connecticut Hospitals, Phase II

Hospital & City	Contact Pathologist/ Department Chair or HIC/ Collection Technologist	Interactions with PCTBO
The William H. Backus Hospital	Sa-id Esfahanian, M.D. Franklin Friedman, M.D. (IRB)	**
Bradley Memorial Hospital Southington CT	James Ford M.D.	**
Bristol Hospital Bristol CT	Leslie Kish M.D. Richard Dalsen, M.D. (Cancer Committee)	**
Charlotte Hungerford Hospital Torrington CT	Richard Gallagher M.D. Susan Pittman-Lowenthal (IRB)	**
Day Kimball Hospital Putnam CT	Paul Wong M.D.	**
John Dempsey Hospital Framington CT	Faripour Forouhar, M.D.	**
Lawrence & Memorial Hospital	Edwin Clayton M.D. Joan Blessing	Yes
Manchester Hospital Manchester, CT	Dennis O'Neill, M.D. Dennis O'Neill, M.D. (IRB)	Yes
Middlesex Hospital Middletown CT	Sebastian Gallo, M.D.	**
Milford Hospital Milford CT	Suri Pappu, M.D. John Walsh, (VP Admin)	**
Mount Sinai Hospital Hartford CT		merged with St. Francis Hospital
New Britain General Hospital New Britain CT	David Krugman, M.D	**
New Milford Hospital New Milford CT	Prashant Rodrigues, M.D.	**
Park City Hospital Bridgeport CT		merged with Bridgeport Hospital
Rockville General Hospital Rockville CT	John Kriz, M.D.	**

The Sharon Hospital Sharon CT	Rosalinda Parilla, M.D.	**
St. Francis Hospital	George Barrows, M.D. Ernesto Canalis, M.D. Donna Dooman, P.A.	Yes
St. Vincent's Medical Center Bridgeport CT	George Lowenski, M.D. Lorraine Carrano, M.D. (IRB)	**
Veterans Memorial Medical Center Meriden CT	Kyum S. Pyun, M.D.	**
Windham Memorial Hospital Windham CT	Nadia Nashid, M.D.	**
Winsted Memorial Hospital Winsted CT		bankrupt 1996

**few cases expected
from a small, far-
distant location

Appendix 2: Tissue Collections

Program for Critical Technologies in Molecular Medicine
 Department of Pathology, Yale University School of Medicine
 Christine L. Howe, Ph.D. (203) 737-4198
 Report Period: 1994-1999

Breast cancer related, PCTBO

Date Frozen	PCTBO #	Tissue type	Fresh Normal	Fresh Tumor	OCT Normal	OCT Tumor	Slide Normal	Slide Tumor	Snap Normal	Snap Tumor	Paraffin Normal	Paraffin Tumor
7/6/94	S94-11472	Breast			3	3						
7/8/94	S94-11688	Breast			2	2						
7/15/94	S94-12104	Breast			2							
7/15/94	S94-12126	Breast			1	1						
7/15/94	S94-12136	Breast			1	2						
7/22/94	S94-12603	Breast		1	1	1						
7/26/94	S94-12778	Breast		1		4						
7/27/94	S94-12912	Breast			2	3						
8/1/94	S94-13117	Breast	1		1	2						
8/2/94	S94-13199	Breast			1	1						
8/9/94	S94-13631	Breast							1	1		
8/11/94	S94-13831	Breast			1							
8/31/94	S94-15063	Breast			1	2						
9/2/94	S94-15249	Breast				1						
9/2/94	S94-15249	Breast				1						
9/16/94	S94-15938	Breast				1						
9/21/94	S94-16244	Breast			1							
9/21/94	S94-16244	Breast			1	3						
10/7/94	S94-17299	Breast				2						
10/10/94	S94-17390	Breast				6						
10/13/94	S94-17451	Breast							1	1		
10/13/94	S94-17659	Breast				1						
10/13/94	S94-17664	Breast	1									
10/17/94	S94-17822	Breast		1	3	3						
10/17/94	S94-17899	Breast			2	2						
10/18/94	S94-17899	Breast				1						
10/31/94	S94-18677	Breast	1		2	4			1	1		
11/1/94	S94-18820	Breast			1							
11/1/94	S94-18820	Breast										4
11/3/94	S94-18988	Breast	1		2	7			2	2		
11/3/94	S94-19004	Breast			1	2						
11/7/94	S94-19163	Breast			2	2						
11/21/94	S94-20131	Breast			1							
11/30/94	S94-20650	Breast							1	1		
12/7/94	S94-21123	Breast			2	2						
12/16/94	S94-21791	Breast		1	2	4			1	1		
12/16/94	S94-21796	Breast			1	2						
12/22/94	S94-22158	Breast							1	1		
12/28/94	S94-22349	Breast				8						
1/16/95	S95-792	Breast			1	3						
1/17/95	S95-876	Breast		1	1	1						
1/24/95	S95-1352	Breast	1		3							
1/31/95	S95-1852	Breast			2	3						
2/2/95	S95-2015	Breast	1									
2/6/95	S95-2274	Breast										1

Appendix 2: Tissue Collections

Program for Critical Technologies in Molecular Medicine
 Department of Pathology, Yale University School of Medicine
 Christine L. Howe, Ph.D. (203) 737-4198
 Report Period: 1994-1999

Breast cancer related, PCTBO

Date Frozen	PCTBO #	Tissue type	Fresh Normal	Fresh Tumor	OCT Normal	OCT Tumor	Slide Normal	Slide Tumor	Snap Normal	Snap Tumor	Paraffin Normal	Paraffin Tumor
2/7/95	S95-2302	Breast			2	2						
2/15/95	S95-2897	Breast			1							
2/16/95	S95-2940	Breast slides				0		8				
2/22/95	S95-2940	Breast			2	2						
2/27/95	S95-2940	Breast slides				0		15				
2/16/95	S95-2988	Breast slides				0		15				
2/16/95	S95-2988	Breast slides				0		8				
2/22/95	S95-2988	Breast			2	2			1	1		
2/24/95	S95-3320	Breast			1							
2/22/95	S95-3320	Breast			2							
2/27/95	S95-3551	Breast slides				0		8				
2/27/95	S95-3551	Breast	1			6				1		1
2/27/95	S95-3551	Breast				15						
2/28/95	S95-3684	Breast			2	2						
3/3/95	S95-3910	Breast							1	1		
3/6/95	S95-3998	Breast slides				0		15				
3/6/95	S95-3998	Breast slides				0		8				
3/7/95	S95-4078	Breast slides				0		15				
3/7/95	S95-4078	Breast slides				0		8				
3/7/95	S95-4153	Breast				7				1		
3/8/95	S95-4153	Breast									3	3
3/10/95	S95-4386	Breast			2	3						
3/14/95	S95-4556	Breast			3	3						
3/17/95	S95-4857	Breast	2									
3/17/95	S95-4893	Breast									1	1
3/20/95	S95-4921	Breast		1	1	1						
3/20/95	S95-4921	Breast slides				0		23				
3/20/95	S95-4952	Breast slides				0		22				
3/20/95	S95-4954	Breast			2	2						
3/20/95	S95-4961	Breast			2	2						
3/21/95	S95-4990	Breast			3	2						
3/21/95	S95-4997	Breast			2	2						
3/22/95	S95-4997	Breast slides				0		23				
3/22/95	S95-5073	Breast			2	2						
3/23/95	S95-5152	Breast			2	2						
3/29/95	S95-5257	Breast									2	3
3/31/95	S95-5470	Breast slides				0		23				
3/31/95	S95-5668	Breast			2	2						
3/31/95	S95-5668	Breast slides				0		23				
4/3/95	S95-5798	Breast			2	2						
4/10/95	S95-6255	Breast		1	2	3			1	1		
4/13/95	S95-6255	Breast slides				0		23				
4/12/95	S95-6435	Breast plus N skin		1	2	1						1
4/12/95	S95-6445	Breast			2							
4/13/95	S95-6445	Breast slides				0		23				

Appendix 2: Tissue Collections

Program for Critical Technologies in Molecular Medicine
 Department of Pathology, Yale University School of Medicine
 Christine L. Howe, Ph.D. (203) 737-4198
 Report Period: 1994-1999

Breast cancer related, PCTBO

Date Frozen	PCTBO #	Tissue type	Fresh Normal	Fresh Tumor	OCT Normal	OCT Tumor	Slide Normal	Slide Tumor	Snap Normal	Snap Tumor	Paraffin Normal	Paraffin Tumor
5/6/95	S95-6657	Breast slides				0		8				
4/17/95	S95-6658	Breast			3	3						1
5/1/95	S95-6658	Breast slides				0		8				
5/6/95	S95-6658	Breast slides				0		8				
4/17/95	S95-6664	Breast			2	2						
4/17/95	S95-6687	Breast			1	1						
5/1/95	S95-6687	Breast slides				0		8				
4/19/95	S95-6930	Breast	1		1							
4/24/95	S95-7192	Breast			1	1						
4/28/95	S95-7192	Breast										2
4/24/95	S95-7215	Breast			1	1						
4/25/95	S95-7286	Breast			1	1						
5/3/95	S95-7359	Breast										4
5/3/95	S95-7408	Breast										2
5/1/95	S95-7583	Breast			2	2						
5/8/95	S95-7583	Breast										1
5/1/95	S95-7599	Breast			2	2						1
5/1/95	S95-7601	Breast		1	4	2						1
5/5/95	S95-7601	Breast										2
5/1/95	S95-7647	Breast			2	2						
5/10/95	S95-8338	Breast			6							
5/17/95	S95-8820	Breast			2	4						
5/25/95	S95-9166	Breast slides				0		23				
5/25/95	S95-9167	Breast slides				0		23				
5/24/95	S95-9272	Breast			1	1						
5/25/95	S95-9272	Breast slides				0		23				
5/26/95	S95-9486	Breast			1	1						
5/31/95	S95-9729	Breast	1	2	6	15						
6/2/95	S95-9927	Breast				2						
6/7/95	S95-9980	Breast									1	1
6/8/95	S95-10286	Breast	2									
6/12/95	S95-10463	Breast		1	1	1						
6/13/95	S95-10548	Breast			2	2					1	1
6/20/95	S95-10548	Breast										2
6/14/95	S95-10659	Breast			1	1					1	1
6/21/95	S95-10659	Breast										1
6/16/95	S95-10798	Breast			1	1						
6/21/95	S95-11124	Breast			1	1						
6/21/95	S95-11124	Breast slides				0		23				
6/21/95	S95-11125	Breast									2	2
7/5/95	S95-11125	Breast									2	1
6/23/95	S95-11240	Breast			1	1						
6/26/95	S95-11358	Breast				2						
6/26/95	S95-11358	Breast slides				0		23				
6/27/95	S95-11427	Breast slides				0		23				

Appendix 2: Tissue Collections

Program for Critical Technologies in Molecular Medicine
 Department of Pathology, Yale University School of Medicine
 Christine L. Howe, Ph.D. (203) 737-4198
 Report Period: 1994-1999

Breast cancer related, PCTBO

Date Frozen	PCTBO #	Tissue type	Fresh Normal	Fresh Tumor	OCT Normal	OCT Tumor	Slide Normal	Slide Tumor	Snap Normal	Snap Tumor	Paraffin Normal	Paraffin Tumor
6/27/95	S95-11445	Breast			2	1						
6/27/95	S95-11445	Breast slides				0		23				
6/28/95	S95-11610	Breast			2	2						
6/29/95	S95-11709	Breast							1	1		
6/30/95	S95-11746	Breast			2	2						1
6/27/95	S95-11746	Breast slides				0		23				
6/21/95	S95-11921	Breast slides				0		23				
7/6/95	S95-11962	Breast				1						
7/10/95	S95-11972	Breast slides				0		8				
7/19/95	S95-11972	Breast				1						
7/10/95	S95-12114	Breast			2	4			1	1	2	2
7/11/95	S95-12161	Breast slides				0		8				
7/11/95	S95-12161	Breast			3	5						
7/12/95	S95-12253	Breast slides				0		8				
7/12/95	S95-12253	Breast			1	2						
7/17/95	S95-12556	Breast slides				0		15				
7/18/95	S95-12627	Breast slides				0		23				
7/18/95	S95-12647	Breast			2	2						
7/25/95	S95-13137	Breast				7				3		
7/26/95	S95-13293	Breast masectomy			6	2						
8/7/95	S95-13963	Breast				3						
8/9/95	S95-14172	Breast slides				0		23				
8/9/95	S95-14172	Breast			4	2						
8/9/95	S95-14209	Breast slides				0		8				
8/9/95	S95-14209	Breast			6	6				1	1	1
8/11/95	S95-14350	Breast			1	1						
8/12/95	S95-14374	Breast			3	6						
8/16/95	S95-14612	Breast				4						
8/17/95	S95-14678	Breast slides				0		8				
8/23/95	S95-15074	Breast slides				0		15				
8/25/95	S95-15228	Breast slides				0		15				
8/25/95	S95-15228	Breast slides				0		8				
8/30/95	S95-15465	Breast			9	4						
8/30/95	S95-15484	Breast			2	1						
9/5/95	S95-15759	Breast			3	3						1
9/6/95	S95-15789	Breast			2							
9/6/95	S95-15854	Breast			2	2						
9/6/95	S95-15854	Breast slides				0		23				
9/8/95	S95-15965	Breast	1		2	1						
9/11/95	S95-16148	Breast			1	3						
9/18/95	S95-16562	Breast		1	6	9				1		
9/18/95	S95-16562	Breast slides				0		23				
9/19/95	S95-16716	Breast				1						
9/19/95	S95-16716	Breast slides				0		23				
9/22/95	S95-16934	Breast			5	5			1	1		

Appendix 2: Tissue Collections

Program for Critical Technologies in Molecular Medicine
 Department of Pathology, Yale University School of Medicine

Christine L. Howe, Ph.D. (203) 737-4198

Report Period: 1994-1999

Breast cancer related, PCTBO

Date Frozen	PCTBO #	Tissue type	Fresh Normal	Fresh Tumor	OCT Normal	OCT Tumor	Slide Normal	Slide Tumor	Snap Normal	Snap Tumor	Paraffin Normal	Paraffin Tumor
9/22/95	S95-16934	Breast slides				0		23				
9/26/95	S95-17122	Breast slides				0		15				
9/26/95	S95-17122	Breast slides				0		8				
9/28/95	S95-17299	Breast mammopla 1										
10/02/95	S95-17500	Breast slides				0		23				
10/11/95	S95-17513	Breast				1						
10/02/95	S95-17513	Breast slides				0		23				
10/10/95	S95-17985	Breast			3	3			1	1	1	1
10/17/95	S95-18259	Breast										2
10/17/95	S95-18398	Breast			1	1						
10/18/95	S95-18398	Breast									1	1
10/17/95	S95-18398	Breast slides				0		23				
10/17/95	S95-18398	Breast									1	1
10/17/95	S95-18398	Breast										1
10/17/95	S95-18434	Breast slides				0		23				
10/17/95	S95-18434	Breast										1
10/19/95	S95-18603	Breast slides						23				
10/27/95	S95-18603	Breast									2	2
10/20/95	S95-18666	Breast slides						23				
11/7/95	S95-19426	Breast									1	1
11/1/95	S95-19426	Breast slides				0		23				
11/6/95	S95-19566	Breast			1	1						
11/3/95	S95-19577	Breast			1	1						
11/6/95	S95-19643	Breast slides				0		23				
11/6/95	S95-19703	Breast			1	1						
11/6/95	S95-19703	Breast slides				0		23				
11/7/95	S95-19769	Breast				1						
11/7/95	S95-19769	Breast slides				0		23				
11/8/95	S95-19857	Breast										
11/10/95	S95-20072	Breast			1	1						
11/14/95	S95-20259	Breast			2	2						
11/14/95	S95-20259	Breast slides				0		8				
11/14/95	S95-20273	Breast				1						
11/14/95	S95-20273	Breast slides				0		8				
11/14/95	S95-20273	Breast slides				0		23				
11/15/95	S95-20362	Breast slides				0		23				
11/15/95	S95-20362	Breast				1						
11/12/95	S95-20580	Breast slides				0		8				
11/17/95	S95-20580	Breast				1						
11/17/95	S95-20580	Breast slides				0		23				
11/20/95	S95-20743	Breast			1	1						
11/21/95	S95-20890	Breast			1	1						
11/22/95	S95-20952	Breast slides				0		8				
11/22/95	S95-20952	Breast slides				0		23				
11/28/95	S95-21114	Breast slides				0		8				

Appendix 2: Tissue Collections

Program for Critical Technologies in Molecular Medicine
 Department of Pathology, Yale University School of Medicine
 Christine L. Howe, Ph.D. (203) 737-4198
 Report Period: 1994-1999

Breast cancer related, PCTBO

Date Frozen	PCTBO #	Tissue type	Fresh Normal	Fresh Tumor	OCT Normal	OCT Tumor	Slide Normal	Slide Tumor	Snap Normal	Snap Tumor	Paraffin Normal	Paraffin Tumor
11/28/95	S95-21114	Breast slides				0		23				
11/28/95	S95-21152	Breast			1	1						
12/8/95	S95-21877	Breast				2						
12/8/95	S95-21877	Breast slides				0		23				
12/11/95	S95-22012	Breast			1	1						
12/11/95	S95-22042	Breast			1	1						
12/11/95	S95-22042	Breast slides				0		23				
12/12/95	S95-22067	Breast									1	1
12/12/95	S95-22067	Breast slides				0		30				
12/12/95	S95-22156	Breast				2						
12/19/95	S95-22566	Breast slides				0		23				
12/19/95	S95-22574	Breast			1	1						
12/19/95	S95-22574	Breast slides				0		23				
12/19/95	S95-22577	Breast				1						
12/19/95	S95-22577	Breast slides				0		23				
12/19/95	S95-22583	Breast			2	2					1	1
12/19/95	S95-22591	Breast			2	2						
12/22/95	S95-22724	Breast				2						
12/21/95	S95-22724	Breast slides				0		5				
1/3/96	S96-77	Breast									1	1
1/3/96	S96-86	Breast			1	1					1	1
1/4/96	S96-167	Breast			1	1						
1/6/96	S96-280	Breast			1	1						
1/5/96	S96-319	Breast slides				0		23				
1/10/96	S96-471	Breast slides				0		46				
1/16/96	S96-797	Breast slides				0		23				
1/16/96	S96-800	Breast slides				0		23				
1/16/96	S96-872	Breast medial			1	1						
1/17/96	S96-872	Breast medial				0		23				
1/16/96	S96-900	Breast			2	4						
1/17/96	S96-900	Breast slides				0		23				
1/17/96	S96-937	Breast			1	1						
1/17/96	S96-946	Breast			2	2					1	1
1/23/96	S96-946	Breast slides				0		23				
1/23/96	S96-992	Breast slides				0		23				
1/19/96	S96-1171	Breast			1	1						
1/23/96	S96-1171	Breast slides				0		23				
1/23/96	S96-1319	Breast slides				0		23				
1/23/96	S96-1340	Breast			1	1						
1/23/96	S96-1340	Breast slides				0		23				
1/26/96	S96-1610	Breast slides				0		23				
1/26/96	S96-1643	Breast slides				0		23				
1/30/96	S96-1808	Breast			2	2						
1/30/96	S96-1808	Breast slides				0		23				
2/1/96	S96-2038	Breast slides				0		23				

Appendix 2: Tissue Collections

Program for Critical Technologies in Molecular Medicine
 Department of Pathology, Yale University School of Medicine
 Christine L. Howe, Ph.D. (203) 737-4198
 Report Period: 1994-1999

Breast cancer related, PCTBO

Date Frozen	PCTBO #	Tissue type	Fresh Normal	Fresh Tumor	OCT Normal	OCT Tumor	Slide Normal	Slide Tumor	Snap Normal	Snap Tumor	Paraffin Normal	Paraffin Tumor
2/6/96	S96-2200	Breast									1	1
2/5/96	S96-2222	Breast			2	2						
2/5/96	S96-2281	Breast upper						23				
2/5/96	S96-2281	Breast			1	1					1	1
2/8/96	S96-2531	Breast			2	2					4	4
2/8/96	S96-2538	Breast										
2/8/96	S96-2538	Breast slides				0		23				
2/9/96	S96-2595	Breast			1	1					1	1
2/9/96	S96-2595	Breast slides				0		23				
2/12/96	S96-2704	Breast			1	1						
2/12/96	S96-2709	Breast			1	1						
2/19/96	S96-3130	Breast				1						
2/19/96	S96-3130	Breast slides				0		23				
2/20/96	S96-3131	Breast									1	1
2/21/96	S96-3302	Breast			1	1						
2/21/96	S96-3344	Breast slides				0		23				
2/22/96	S96-3414	Breast									1	1
2/27/96	S96-3591	Breast									1	1
2/27/96	S96-3624	Breast									1	1
2/28/96	S96-3765	Breast			1	1						
2/5/96	S96-3765	Breast slides				0		46				
3/4/96	S96-4093	Breast			1	1						
3/4/96	S96-4093	Breast slides				0		23				
3/4/96	S96-4095	Breast			1	1						
3/4/96	S96-4095	Breast slides				0		23				
3/4/96	S96-4104	Breast			1	1						
3/4/96	S96-4104	Breast slides				0		23				
3/7/96	S96-4306	Breast			2	2						
3/8/96	S96-4410	Breast lumpectom			1	1						
3/12/96	S96-4410	Breast slides				0		23				
3/8/96	S96-4443	Breast			1	1						
3/8/96	S96-4443	Breast slides				0		23				
3/12/96	S96-4629	Breast			1	1						
3/12/96	S96-4629	Breast				15						
3/14/96	S96-4775	Breast			1	1						
3/15/96	S96-4873	Breast			1	1						
3/15/96	S96-4873	Breast slides				0		23				
3/15/96	S96-4914	Breast				4						
3/2/96	S96-4925	Breast slides				0		46				
3/18/96	S96-5059	Breast										
3/19/96	S96-5078	Breast			1	1						
3/19/96	S96-5081	Breast			1	1						
3/19/96	S96-5085	Breast				2						
3/19/96	S96-5085	Breast						15				
3/21/96	S96-5244	Breast									1	1

Appendix 2: Tissue Collections

Program for Critical Technologies in Molecular Medicine
 Department of Pathology, Yale University School of Medicine

Christine L. Howe, Ph.D. (203) 737-4198

Report Period: 1994-1999

Breast cancer related, PCTBO

Date Frozen	PCTBO #	Tissue type	Fresh Normal	Fresh Tumor	OCT Normal	OCT Tumor	Slide Normal	Slide Tumor	Snap Normal	Snap Tumor	Paraffin Normal	Paraffin Tumor
3/21/96	S96-5266	Breast slides				0		23				
3/25/96	S96-5404	Breast			1	1					1	1
3/25/96	S96-5452	Breast			1	1						
3/27/96	S96-5639	Breast									3	
3/28/96	S96-5683	Breast			3	3						
4/3/96	S96-5683	Breast slides				0		23				
4/3/96	S96-5812	Breast slides				0		23				
4/3/96	S96-5812	Breast				1						
4/2/96	S96-6029	Breast			2	2						
4/3/96	S96-6092	Breast slides				0		23				
4/3/96	S96-6109	Breast slides				0		23				
4/4/96	S96-6178	Breast			1	1						
4/17/96	S96-6365	Breast				1		23				
4/9/96	S96-6416	Breast slides				0		23				
4/16/96	S96-6848	Breast			2	2					1	1
4/23/96	S96-7376	Breast			3	3					1	1
4/24/96	S96-7457	Breast			2	3						
4/24/96	S96-7457	Breast slides				0		23				
4/29/96	S96-7741	Breast			2	2						
4/30/96	S96-7903	Breast slides				0		23				
5/2/96	S96-8045	Breast			1	1						
5/2/96	S96-8073	Breast			1	1						
5/3/96	S96-8213	Breast slides				0		23				
5/3/96	S96-8213	Breast lumpectom				1						
5/6/96	S96-8236	Breast			1	1						
5/7/96	S96-8335	Breast			2	1						1
5/7/96	S96-8335	Breast slides				0		23				
5/7/96	S96-8393	Breast			1	1						
5/7/96	S96-8393	Breast slides				0		23				
5/14/96	S96-8852	Breast			1	1						
5/14/96	S96-8852	Breast slides				0		23				
5/16/96	S96-8966	Breast			2						2	
5/16/96	S96-9109	Breast			1	1						
5/17/96	S96-9194	Breast			1	1						1
5/20/96	S96-9247	Breast			1	1					1	1
5/21/96	S96-9385	Breast			2	2						
5/22/96	S96-9425	Breast			2						1	1
5/24/96	S96-9568	Breast									1	1
5/14/96	S96-9588	Breast slides				0		23				
5/30/96	S96-9882	Breast		1	2	2						
6/17/96	S96-9882	Breast slides				0		23				
6/3/96	S96-10119	Breast			2	2			1	1		
6/3/96	S96-10125	Breast			1	1						
6/17/96	S96-10125	Breast slides				0		23				
6/5/96	S96-10337	Breast			1	2					1	1

Appendix 2: Tissue Collections

Program for Critical Technologies in Molecular Medicine
 Department of Pathology, Yale University School of Medicine

Christine L. Howe, Ph.D. (203) 737-4198

Report Period: 1994-1999

Breast cancer related, PCTBO

Date Frozen	PCTBO #	Tissue type	Fresh Normal	Fresh Tumor	OCT Normal	OCT Tumor	Slide Normal	Slide Tumor	Snap Normal	Snap Tumor	Paraffin Normal	Paraffin Tumor
6/5/96	S96-10337	Breast slides				0		23				
6/7/96	S96-10389	Breast									1	1
6/7/96	S96-10485	Breast			1						1	
6/7/96	S96-10541	Breast	1	2	2	3			1	1	1	1
6/7/96	S96-10541	Breast slides				0		23				
6/7/96	S96-10547	Breast			2	1						
6/17/96	S96-10547	Breast slides				0		23				
6/10/96	S96-10626	Breast			1	1						
6/10/96	S96-10630	Breast				2						1
6/17/96	S96-10630	Breast slides				0		23				
6/11/96	S96-10704	Breast			2	2						
6/12/96	S96-10799	Breast			2	2			1	1		
6/12/96	S96-10821	Breast			1	1					1	1
6/17/96	S96-10821	Breast slides				0		23				
6/14/96	S96-10950	Breast			2	2					1	1
6/17/96	S96-10950	Breast slides				0		23				
6/17/96	S96-10954	Breast slides				0		23				
6/18/96	S96-11174	Breast			1	1						
6/19/96	S96-11204	Breast			1	1						
6/19/96	S96-11227	Breast			2	2						
6/19/96	S96-11227	Breast slides				0		23				
6/28/96	S96-11244	Breast slides				0		23				
6/19/96	S96-11250	Breast slides				0		23				
6/21/96	S96-11434	Breast			2	2						
6/24/96	S96-11566	Breast			1	1						
6/25/96	S96-11583	Breast			1	1						
6/25/96	S96-11583	Breast slides				0		23				
6/25/96	S96-11620	Breast slides				0		23				
6/25/96	S96-11631	Breast			1	1						
6/25/96	S96-11631	Breast slides				0		23				
6/26/96	S96-11690	Breast	1	2	2	4				1		
6/25/96	S96-11690	Breast slides				0		23				
7/1/96	S96-11971	Breast			2	2						
7/11/96	S96-12529	Breast			3	3						
7/17/96	S96-12813	breast									2	2
7/18/96	S96-13032	Breast			2	2						
7/19/96	S96-13104	breast			1	1			2	1		
7/19/96	S96-13116	Breast			2	2						
7/22/96	S96-13200	Breast			1	2					1	1
7/23/96	S96-13317	Breast male			1	1						
7/26/96	S96-13599	Breast			1	1					1	1
7/29/96	S96-13696	Breast							1	1		
8/2/96	S96-13819	Breast				1						
8/2/96	S96-13994	Breast slides						19				
8/6/96	S96-14235	Breast slides						19				

Appendix 2: Tissue Collections

Program for Critical Technologies in Molecular Medicine
Department of Pathology, Yale University School of Medicine

Christine L. Howe, Ph.D. (203) 737-4198

Report Period: 1994-1999

Breast cancer related, PCTBO

Date Frozen	PCTBO #	Tissue type	Fresh Normal	Fresh Tumor	OCT Normal	OCT Tumor	Slide Normal	Slide Tumor	Snap Normal	Snap Tumor	Paraffin Normal	Paraffin Tumor
8/14/96	S96-14677	Breast									1	1
8/13/96	S96-14677	Breast						23				
8/13/96	S96-14740	Breast						23				
8/14/96	S96-14845	Breast			2	2					1	1
8/15/96	S96-14933	Breast			2	2			1			
8/19/96	S96-15151	Breast						23				
8/20/96	S96-15209	Breast			1	1						
8/21/96	S96-15409	Breast						1				
8/22/96	S96-15429	Breast						46				
8/26/96	S96-15640	Breast						1				
8/26/96	S96-15790	Breast			1	1					1	1
8/30/96	S96-15924	Breast	1		1	1					1	
9/3/96	S96-16022	Breast						23				
9/3/96	S96-16028	Breast			1	1						
9/3/96	S96-16033	Breast						2				
9/4/96	S96-16112	Breast			1	1						
9/6/96	S96-16318	Breast			1	1						
9/6/96	S96-16318	Breast						23				
9/6/96	S96-16339	Breast			1	1						
9/10/96	S96-16496	Breast			2	2						
9/10/96	S96-16568	Breast									1	1
9/12/96	S96-16688	Breast							1	1		
9/12/96	S96-16688	Breast						23				
9/13/96	S96-16829	Breast			2	2						
9/16/96	S96-16903	Breast							1	1		
9/16/96	S96-16915	Breast			1	1						
9/16/96	S96-16915	Breast						23				
9/17/96	S96-17024	Breast							1	1		
9/18/96	S96-17111	Breast						23				
9/20/96	S96-17260	Breast										
9/20/96	S96-17314	Breast							1	1		
9/23/96	S96-17383	Breast			2	2						
9/24/96	S96-17478	Breast						23				
9/24/96	S96-17549	Breast			3	3						
9/24/96	S96-17549	Breast						23				
9/24/96	S96-17549	Breast										
9/27/96	S96-17780	Breast										
9/30/96	S96-17850	Breast										
10/1/96	S96-17930	Breast			1	1						
10/1/96	S96-17934	Breast			1	3					1	1
10/4/96	S96-18242	Breast									1	2
10/11/96	S96-18604	Breast									1	1
10/11/96	S96-18669	Breast			1	1						
10/11/96	S96-18669	Breast						23				
10/14/96	S96-18828	Breast										

Appendix 2: Tissue Collections

Program for Critical Technologies in Molecular Medicine
 Department of Pathology, Yale University School of Medicine
 Christine L. Howe, Ph.D. (203) 737-4198
 Report Period: 1994-1999

Breast cancer related, PCTBO

Date Frozen	PCTBO #	Tissue type	Fresh Normal	Fresh Tumor	OCT Normal	OCT Tumor	Slide Normal	Slide Tumor	Snap Normal	Snap Tumor	Paraffin Normal	Paraffin Tumor
10/18/96	S96-19220	Breast slides						23				
10/21/96	S96-19355	Breast			1	1						
10/21/96	S96-19355	Breast slides						23				
10/22/96	S96-19386	Breast slides						23				
10/22/96	S96-19428	Breast slides						23				
10/22/96	S96-19436	Breast slides						23				
10/22/96	S96-19436	Breast				1						
10/23/96	S96-19542	Breast						20	12	12	2	2
10/23/96	S96-19542	Breast slides						23				
10/25/96	S96-19724	Breast			1	1						
10/25/96	S96-19724	Breast				1						
10/25/96	S96-19738	Breast			2	2						
10/28/96	S96-19839	Breast			1	1						
10/29/96	S96-19905	Breast slides						6				
10/30/96	S96-20019	Breast slides						23				
10/31/96	S96-20090	Breast			1	1						
10/31/96	S96-20090	Breast slides						23				
11/6/96	S96-20209	Breast			1	1						
11/4/96	S96-20282	Breast slides						19				
11/11/96	S96-20663	Breast							1	1		
11/8/96	S96-20663	Breast slides						23				
11/13/96	S96-21002	Breast slides						23				
11/20/96	S96-21494	Breast									1	1
11/22/96	S96-21790	Breast			4	3						
11/22/96	S96-21790	Breast slides						23				
11/22/96	S96-21790	Breast			4	3					1	1
11/22/96	S96-21790	Breast				1						
11/22/96	S96-21790	Breast			3	3						
11/22/96	S96-21790	Breast			3	3						
11/26/96	S96-21954	Breast			2	2						
11/27/96	S96-22120	Breast							1	1		
12/13/96	S96-22622	Breast slides						23				
12/9/96	S96-22755	Breast			1	1						
12/9/96	S96-22785	Breast			1	1						
12/18/96	S96-23498	Breast							1			
12/27/96	S96-23952	Breast slides						23				
1/3/97	S97-76	Breast slides						23				
1/6/97	S97-180	Breast			2	2						
1/8/97	S97-359	Breast			2	2						
1/8/97	S97-359	Breast slides						15				
1/10/97	S97-592	Breast			2	2						
1/13/97	S97-592	Breast			2	2						
1/10/97	S97-592	Breast slides						23				
1/13/97	S97-694	Breast							1	2		
1/13/97	S97-694	Breast							1	2		

Appendix 2: Tissue Collections

Program for Critical Technologies in Molecular Medicine
 Department of Pathology, Yale University School of Medicine
 Christine L. Howe, Ph.D. (203) 737-4198
 Report Period: 1994-1999

Breast cancer related, PCTBO

Date Frozen	PCTBO #	Tissue type	Fresh Normal	Fresh Tumor	OCT Normal	OCT Tumor	Slide Normal	Slide Tumor	Snap Normal	Snap Tumor	Paraffin Normal	Paraffin Tumor
1/16/97	S97-975	Breast slides						23				
1/17/97	S97-1156	Breast 11 years				3						
1/28/97	S97-1834	Breast			1	1						1
1/27/97	S97-1834	Breast slides						23				
1/28/97	S97-1865	Breast			1	1						
1/28/97	S97-1865	Breast lumpectom						15				
2/11/97	S97-2402	Breast slides						23				
2/6/97	S97-2644	Breast									1	1
2/7/97	S97-2695	Breast			1	1						
2/12/97	S97-3027	Breast			4	10				3	2	2
2/18/97	S97-3455	Breast			2	2						
2/18/97	S97-3455	Breast slides						15				
2/19/97	S97-3509	Breast			3	3					2	2
2/19/97	S97-3524	Breast			1	1						
2/19/97	S97-3524	Breast slides						23				
2/24/97	S97-3840	Breast					1	1				
2/26/97	S97-3987	Breast Fibroadeno			1	1						
2/27/97	S97-4099	Breast			2	2						
2/27/97	S97-4099	Breast						23				
3/4/97	S97-4438	Breast			1	1						
3/4/97	S97-4438	Breast						23				
3/13/97	S97-5192	Breast						15				
3/14/97	S97-5224	Breast						23				
2/27/97	S97-5237	Breast			1	1						
2/27/97	S97-5237	Breast						23				
3/18/97	S97-5432	Breast			1	1						
3/20/97	S97-5612	Breast			1	1						
3/14/97	S97-5828	Breast						23				
3/24/97	S97-5862	Breast			1	1						
3/31/97	S97-6237	Breast			1	1						
3/31/97	S97-6297	Breast			2	2						
4/1/97	S97-6318	Breast						23				
4/4/97	S97-6623	Breast			2	3						
4/4/97	S97-6623	Breast			2	3						
4/7/97	S97-6735	Breast			1	1						
4/7/97	S97-6735	Breast						15				
4/7/97	S97-6779	Breast			1							
4/7/97	S97-6779	Breast						15				
4/7/97	S97-6786	Breast			1	1						
4/11/97	S97-7157	Breast				2						
4/15/97	S97-7412	Breast									1	1
4/7/98	S97-7472	Breast						8				
4/22/97	S97-7890	Breast			2	5						
4/23/97	S97-7957	Breast			3	5			1	1		
5/23/97	S97-7957	Breast						23				

Appendix 2: Tissue Collections

Program for Critical Technologies in Molecular Medicine
 Department of Pathology, Yale University School of Medicine

Christine L. Howe, Ph.D. (203) 737-4198

Report Period: 1994-1999

Breast cancer related, PCTBO

Date Frozen	PCTBO #	Tissue type	Fresh Normal	Fresh Tumor	OCT Normal	OCT Tumor	Slide Normal	Slide Tumor	Snap Normal	Snap Tumor	Paraffin Normal	Paraffin Tumor
5/28/97	S97-8226	Breast						15				
5/1/97	S97-8545	Breast			1	1						
5/9/97	S97-9271	Breast						15				
5/13/97	S97-9441	Breast			1	1						
5/13/97	S97-9451	Breast						23				
5/13/97	S97-9456	Breast						23				
5/16/97	S97-9732	Breast						23				
5/27/97	S97-10411	Breast						15				
5/30/97	S97-10676	Breast			1	1						
5/30/97	S97-10676	Breast						15				
6/3/97	S97-10715	Breast						15				
6/3/97	S97-10915	Breast			1	1						
6/3/97	S97-10915	Breast						15				
6/4/97	S97-11013	Breast			4	4				1		
6/4/97	S97-11013	Breast						15				
6/10/97	S97-11381	Breast			2	2						
6/10/97	S97-11492	Breast							1	1		
6/13/97	S97-11873	Breast			1	1						
6/17/97	S97-12022	Breast			1	1						
6/17/97	S97-12022	Breast						23				
6/17/97	S97-12063	Breast			1	1						
6/17/97	S97-12063	Breast						23				
6/27/97	S97-12930	Breast									1	1
6/27/97	S97-12930	Breast						23				
6/30/97	S97-13104	Breast			1	1						
6/30/97	S97-13104	Breast						23				
7/1/97	S97-13124	Breast						23				
7/2/97	S97-13275	Breast						23				
7/9/97	S97-13661	Breast						23				
7/10/97	S97-13814	Breast			4	4			1	1		
7/10/97	S97-13835	Breast						23				
7/14/97	S97-13980	Breast						23				
7/14/97	S97-14012	Breast						23				
7/14/97	S97-14012	Breast			3	2						
7/15/97	S97-14061	Breast slides						23				
7/15/97	S97-14149	Breast						23				
7/17/97	S97-14308	Breast			1	1						
7/17/97	S97-14308	Breast				1						
7/22/97	S97-14696	Breast									2	2
7/23/97	S97-14748	Breast			1	1						
7/24/97	S97-14835	Breast			1	1						
7/30/97	S97-15245	Breast			1	1						
8/1/97	S97-15466	Breast			1	1						
8/12/97	S97-16199	Breast			2	2					2	2
8/14/97	S97-16373	Breast	1	1							1	1

Appendix 2: Tissue Collections

Program for Critical Technologies in Molecular Medicine
 Department of Pathology, Yale University School of Medicine
 Christine L. Howe, Ph.D. (203) 737-4198
 Report Period: 1994-1999

Breast cancer related, PCTBO

Date Frozen	PCTBO #	Tissue type	Fresh Normal	Fresh Tumor	OCT Normal	OCT Tumor	Slide Normal	Slide Tumor	Snap Normal	Snap Tumor	Paraffin Normal	Paraffin Tumor
8/18/97	S97-16601	Breast			1	1			1	1		
8/19/97	S97-16601	Breast slides						8				
8/19/97	S97-16678	Breast			2	2						
8/20/97	S97-16744	Breast						23				
8/22/97	S97-16938	Breast			1							
8/22/97	S97-16976	Breast			1	1						
8/25/97	S97-17031	Breast			2	2						
8/25/97	S97-17031	Breast						23				
8/25/97	S97-17041	Breast						23				
8/26/97	S97-17134	Breast			2	2						
8/28/97	S97-17313	Breast			1	1						
8/28/97	S97-17313	Breast						23				
9/9/97	S97-18053	Breast	1	1	1	1						
9/16/97	S97-18598	Breast			1	1						
9/18/97	S97-18774	Breast								4		1
9/18/97	S97-18774	Breast						23				
9/23/97	S97-19109	Breast						23				
9/23/97	S97-19141	Breast						23				
9/24/97	S97-19222	Breast						23				
9/25/97	S97-19398	Breast							2	4		
9/26/97	S97-19412	Breast						23				
9/26/97	S97-19494	Breast								2		
9/30/97	S97-19666	Breast						23				
10/6/97	S97-20120	Breast						23				
10/21/97	S97-21285	Breast						15				
12/23/97	S97-21296	Breast			1	1						
10/22/97	S97-21418	Breast						23				
10/28/97	S97-21876	Breast			2	2						
11/3/97	S97-22269	Breast			2	2						
11/5/97	S97-22518	Breast									1	1
11/13/97	S97-23151	Breast			2					2		
11/14/97	S97-23233	Breast			3	5						
11/19/97	S97-23553	Breast									1	1
11/21/97	S97-23569	Breast									3	3
11/20/97	S97-23692	Breast			1	1						
11/20/97	S97-23692	Breast						15				
11/25/97	S97-24058	Breast	1	1	1	1						
11/25/97	S97-24087	Breast	1	1	2	2						
12/2/97	S97-24541	Breast	1	1	3	3						
12/3/97	S97-24608	Breast	2	2	5	5		23				
12/3/97	S97-24608	Breast central			1	1						
12/3/97	S97-24608	Breast						23				
12/5/97	S97-24877	Breast				1						
12/8/97	S97-24975	Breast		2		7						
12/9/97	S97-24977	Breast						23				

Appendix 2: Tissue Collections

Program for Critical Technologies in Molecular Medicine
 Department of Pathology, Yale University School of Medicine

Christine L. Howe, Ph.D. (203) 737-4198

Report Period: 1994-1999

Breast cancer related, PCTBO

Date Frozen	PCTBO #	Tissue type	Fresh Normal	Fresh Tumor	OCT Normal	OCT Tumor	Slide Normal	Slide Tumor	Snap Normal	Snap Tumor	Paraffin Normal	Paraffin Tumor
12/9/97	S97-24991	Breast						23				
12/9/97	S97-25057	Breast	1	1						2		
12/11/97	S97-25291	Breast							1	1		
12/11/97	S97-25291	Breast						23				
1/14/98	S97-25291	Breast						23				
12/11/97	S97-25311	Breast	1	1	1	1						
12/11/97	S97-25311	Breast						23				
12/11/97	S97-25311	Breast mass						23				
12/12/97	S97-25439	Breast			5	5						
12/15/97	S97-25573	Breast			1	1						
12/15/97	S97-25573	Breast						15				
12/17/97	S97-25790	Breast			1	1						
12/17/97	S97-25790	Breast						23				
12/17/97	S97-25790	Breast						23				
12/18/97	S97-25937	Breast						23				
12/18/97	S97-25937	Breast						23				
12/22/97	S97-26159	Breast						23				
12/22/97	S97-26159	Breast mass						23				
12/22/97	S97-26189	Breast						15				
12/23/97	S97-26296	Breast						15				
1/6/98	S98-184	Breast			1	1						
1/14/98	S98-184	Breast						23				
1/8/98	S98-441	Breast			2	2						
1/13/98	S98-832	Breast			1	1			1	1		
1/13/98	S98-857	Breast			1	1			1	1		
1/14/98	S98-945	Breast			2	2			1	1		
1/14/98	S98-987	Breast			2	2			1	1	1	1
1/16/98	S98-1141	Breast			1	1			1	1		
1/16/98	S98-1176	Breast			1	1			1	1		
1/19/98	S98-1324	Breast							1	2		
1/20/98	S98-1345	Breast			1							
1/20/98	S98-1362	Breast		1	2	1			1	1		
1/20/98	S98-1446	Breast			2	2			1	1	1	1
1/22/98	S98-1640	Breast		1	1	1			1	1		
1/23/98	S98-1713	Breast			1	1					1	1
2/2/98	S98-2409	Breast							1	1		
2/10/98	S98-3022	Breast								8		
2/12/98	S98-3148	Breast							1	1		
2/16/98	S98-3475	Breast	1	1	1	1						
2/18/98	S98-3703	Breast			25	1				1		
2/18/98	S98-3703	Breast								23		
2/18/98	S98-3703	Breast								8		
2/20/98	S98-3900	Breast			2	2						
2/20/98	S98-3900	Breast								23		
2/23/98	S98-4027	Breast			1	1						

Appendix 2: Tissue Collections

Program for Critical Technologies in Molecular Medicine
 Department of Pathology, Yale University School of Medicine

Christine L. Howe, Ph.D. (203) 737-4198

Report Period: 1994-1999

Breast cancer related, PCTBO

Date Frozen	PCTBO #	Tissue type	Fresh Normal	Fresh Tumor	OCT Normal	OCT Tumor	Slide Normal	Slide Tumor	Snap Normal	Snap Tumor	Paraffin Normal	Paraffin Tumor
3/2/98	S98-4027	Breast						23				
3/2/98	S98-4481	Breast						23				
3/2/98	S98-4666	Breast									3	3
3/9/98	S98-5141	Breast mass						23				
3/11/98	S98-5370	Breast			2	2						
3/11/98	S98-5370	Breast						23				
3/11/98	S98-5370	Breast						23				
3/16/98	S98-5753	Breast			3	3						
3/23/98	S98-6260	Breast superior						23				
3/27/98	S98-6623	Breast									1	1
3/27/98	S98-6623	Breast						15				
3/31/98	S98-6884	Breast			2	2						
3/31/98	S98-6943	Breast			1	1						
4/6/98	S98-7061	Breast						23				
4/6/98	S98-7325	Breast						23				
4/7/98	S98-7455	Breast							1	1		
4/7/98	S98-7465	Breast			1	1						
4/7/98	S98-7472	Breast						23				
4/9/98	S98-7743	Breast			1	1						
4/9/98	S98-7743	Breast						23				
4/14/98	S98-7921	Breast	2	5	1	1						
4/20/98	S98-8386	Breast						15				
4/22/98	S98-8386	Breast						15				
4/21/98	S98-8467	Breast	2	5								
4/21/98	S98-8467	Breast							1	1		
4/20/98	S98-8467	Breast						15				
4/21/98	S98-8467	Breast						8				
4/27/98	S98-8914	Breast							1	1	1	1
4/28/98	S98-8995	Breast						8				
4/28/98	S98-8995	Breast						15				
4/28/98	S98-9060	Breast	2	4								
4/30/98	S98-9251	Breast							1	1		
5/1/98	S98-9396	Breast							1	1		
5/4/98	S98-9500	Breast					2	4				
5/6/98	S98-9672	Breast				1						
5/7/98	S98-9772	Breast	1	1	1	1						
5/8/98	S98-9892	Breast			1	1						
5/12/98	S98-10016	Breast	2	4								
5/13/98	S98-10105	Breast									2	2
5/15/98	S98-10454	Breast	2	5	2	3		23			1	1
5/15/98	S98-10484	Breast	2	4								
5/15/98	S98-10485	Breast						23				
5/15/98	S98-10542	Breast							1	1		
5/21/98	S98-10939	Breast		4								
5/21/98	S98-10939	Breast						23				

Appendix 2: Tissue Collections

Program for Critical Technologies in Molecular Medicine
 Department of Pathology, Yale University School of Medicine
 Christine L. Howe, Ph.D. (203) 737-4198
 Report Period: 1994-1999

Breast cancer related, PCTBO

Date Frozen	PCTBO #	Tissue type	Fresh Normal	Fresh Tumor	OCT Normal	OCT Tumor	Slide Normal	Slide Tumor	Snap Normal	Snap Tumor	Paraffin Normal	Paraffin Tumor
5/26/98	S98-11171	Breast		5		2						
5/26/98	S98-11190	Breast		5		2						
5/29/98	S98-11482	Breast		5	1	1					1	1
6/2/98	S98-11716	Breast		2								
6/3/98	S98-11856	Breast							8			
6/12/98	S98-12666	Breast			2	2						
6/16/98	S98-12871	Breast	1	8	1	1						
6/18/98	S98-13103	Breast		7				23				
6/19/98	S98-13197	Breast		6	1	1			1	1		
6/25/98	S98-13490	Breast		6								
6/25/98	S98-13673	Breast		6								
7/15/98	S98-15036	Breast		7								
7/15/98	S98-15154	Breast		7								
7/17/98	S98-15392	Breast		7								
7/20/98	S98-15404	Breast		7								
7/20/98	S98-15496	Breast							1	1		
7/21/98	S98-15611	Breast		7								
7/22/98	S98-15711	Breast							1	1		
7/23/98	S98-15874	Breast							1	1		
7/24/98	S98-15941	Breast fibroadeno				1						
8/4/98	S98-16841	Breast								23		
8/7/98	S98-17133	Breast				1						
8/11/98	S98-17372	Breast		7								
8/11/98	S98-17412	Breast	7		1	1						
8/20/98	S98-18184	Breast		7								
8/25/98	S98-18465	Breast	1	8	1	1						
8/25/98	S98-18465	Breast								16		
8/26/98	S98-18621	Breast		7								
9/1/98	S98-19091	Breast							1	1		
9/8/98	S98-19578	Breast							1	1		
9/14/98	S98-20000	Breast										
9/15/98	S98-20122	Breast										
9/21/98	S98-20678	Breast				1						
9/22/98	S98-20742	Breast										
9/24/98	S98-20805	Breast								7		
9/24/98	S98-20908	Breast								7		
9/28/98	S98-21200	Breast							1	1		2
10/1/98	S98-21523	Breast upper			3	3		7			1	1
10/2/98	S98-21625	Breast							1	1		
10/9/98	S98-22077	Breast			1	1					1	1
10/12/98	S98-22272	Breast								7		
10/12/98	S98-22292	Breast								7		
10/13/98	S98-22422	Breast	4		4							
10/14/98	S98-22532	Breast		1	1	1				7	1	1
10/16/98	S98-22812	Breast										

Appendix 2: Tissue Collections

Program for Critical Technologies in Molecular Medicine
 Department of Pathology, Yale University School of Medicine

Christine L. Howe, Ph.D. (203) 737-4198

Report Period: 1994-1999

Breast cancer related, PCTBO

Date Frozen	PCTBO #	Tissue type	Fresh Normal	Fresh Tumor	OCT Normal	OCT Tumor	Slide Normal	Slide Tumor	Snap Normal	Snap Tumor	Paraffin Normal	Paraffin Tumor
10/20/98	S98-23037	Breast	4		5	1		7				
10/20/98	S98-23079	Breast							1	1		
10/23/98	S98-23344	Breast							1	1		
10/26/98	S98-23494	Breast							1	1		
10/29/98	S98-23840	Breast				1						
10/28/98	S98-23917	Breast							1	1		
11/3/98	S98-24089	Breast						7				
11/3/98	S98-24160	Breast						15				
11/6/98	S98-24708	Breast						15				
11/12/98	S98-25083	Breast			2	2		7				
11/19/98	S98-25676	Breast				1						
11/23/98	S98-25933	Breast	4									
11/24/98	S98-26115	Breast						7				
11/24/98	S98-26119	Breast						7				
11/30/98	S98-26424	Breast						15				
12/1/98	S98-26424	Breast			1	1						
12/1/98	S98-26575	Breast	4		4							
12/8/98	S98-27196	Breast						7				
12/15/98	S98-27820	Breast									1	1
12/16/98	S98-27897	Breast						8				
12/17/98	S98-28075	Breast						7				
1/5/99	S99-150	Breast	4		5	1		7	1	1	2	2
1/7/99	S99-379	Breast	4		6	2			6			
1/13/99	S99-876	Breast				1						
1/16/99	S99-1247	Breast										1
1/20/99	S99-1459	Breast		7	1	1						
1/20/99	S99-1535	Breast	12		6	2						
1/22/99	S99-1765	Breast		7	1	1						
1/26/99	S99-1976	Breast	4		6	2	4		4			
1/26/99	S99-1999	Breast			1	1		7			1	1
1/27/99	S99-2137	Breast						15				
1/29/99	S99-2352	Breast			1	1			2	2		
1/29/99	S99-2352	Breast						15				
2/3/99	S99-2741	Breast		1	1	1						
2/4/99	S99-2857	Breast						7		1		
2/9/99	S99-3266	Breast		1	1	1						
2/9/99	S99-3287	Breast	2									
2/19/99	S99-4231	Breast						7				
2/24/99	S99-4541	Breast	8		6							
2/25/99	S99-4726	Breast				1						
2/26/99	S99-4788	Breast			2	2		7				
3/1/99	S99-4937	Breast		1				7				
3/11/99	S99-5924	Breast	4									
3/16/99	S99-6282	Breast						7				
4/22/99	S99-6291	Breast	2									

Appendix 2: Tissue Collections

Program for Critical Technologies in Molecular Medicine
 Department of Pathology, Yale University School of Medicine
 Christine L. Howe, Ph.D. (203) 737-4198
 Report Period: 1994-1999

Breast cancer related, PCTBO

Date Frozen	PCTBO #	Tissue type	Fresh Normal	Fresh Tumor	OCT Normal	OCT Tumor	Slide Normal	Slide Tumor	Snap Normal	Snap Tumor	Paraffin Normal	Paraffin Tumor	
3/25/99	S99-7054	Breast		1				7					
3/26/99	S99-7176	Breast	1	1	1	1		7					
4/14/99	S99-8703	Breast	1	1	1	1							
4/14/99	S99-8724	Breast			1	1							
4/16/99	S99-8911	Breast									1	1	
4/16/99	S99-8965	Breast			2	2							
4/16/99	S99-9008	Breast	4		4								
4/19/99	S99-9139	Breast										1	
5/5/99	S99-10628	Breast			1	1			1	1			
5/7/99	S99-10868	Breast fetal	2										
5/11/99	S99-11103	Breast			1	1							
5/11/99	S99-11175	Breast			1	1							
5/14/99	S99-11509	Breast fetal		1									
5/17/99	S99-11664	Breast							1	1			
5/20/99	S99-12009	Breast fetal	2										
5/20/99	S99-12011	Breast fetal	2										
5/20/99	S99-12111	Breast fetal									1		
6/1/99	S99-12899	Breast							1	1			
6/2/99	S99-12955	Breast							1	1			
6/2/99	S99-12962	Breast				1							
6/8/99	S99-13558	Breast									1	1	
6/9/99	S99-13630	Breast									1	1	
BREAST			832	116	198	628	735	7	5717	105	113	116	140
7/8/94	S94-11688	Fat breast							1				
8/10/94	S94-13779	Fat breast	2										
8/11/94	S94-13831	Fat breast	2										
8/12/94	S94-13903	Fat breast	1										
8/29/94	S94-14937	Fat breast	1										
8/29/94	S94-14937	Fat breast	1										
8/29/94	S94-14946	Fat breast	1										
8/29/94	S94-14946	Fat breast	1										
8/29/94	S94-14978	Fat breast	1										
8/30/94	S94-14978	Fat breast	1										
8/30/94	S94-15006	Fat breast	1										
8/30/94	S94-15025	Fat breast	1										
8/30/94	S94-15026	Fat breast											
8/31/94	S94-15046	Fat breast	1										
8/31/94	S94-15046	Fat breast	2										
8/31/94	S94-15063	Fat breast											
9/1/94	S94-15115	Fat breast	1										
9/1/94	S94-15115	Fat axillary	1										
9/19/94	S94-15167	Fat breast	1										
9/2/94	S94-15226	Fat breast	1										
9/2/94	S94-15249	Fat breast	2										
9/7/94	S94-15394	Fat breast	1										

Appendix 2: Tissue Collections

Program for Critical Technologies in Molecular Medicine
 Department of Pathology, Yale University School of Medicine

Christine L. Howe, Ph.D. (203) 737-4198

Report Period: 1994-1999

Breast cancer related, PCTBO

Date Frozen	PCTBO #	Tissue type	Fresh Normal	Fresh Tumor	OCT Normal	OCT Tumor	Slide Normal	Slide Tumor	Snap Normal	Snap Tumor	Paraffin Normal	Paraffin Tumor
9/8/94	S94-15442	Fat breast	6									
9/9/94	S94-15502	Fat breast	1									
9/9/94	S94-15522	Fat breast	1									
9/9/94	S94-15539	Fat breast	1									
9/9/94	S94-15564	Fat breast	1									
9/9/94	S94-15588	Fat breast	4									
9/12/94	S94-15643	Fat breast	1									
9/12/94	S94-15685	Fat breast	1									
9/12/94	S94-15713	Fat breast	1									
9/15/94	S94-15876	Fat breast										
9/16/94	S94-15938	Fat breast	1									
10/13/94	S94-17274	Fat breast										
10/10/94	S94-17390	Fat breast	2									
10/12/94	S94-17451	Fat breast	1									
10/13/94	S94-17583	Fat breast	1									
10/12/94	S94-17603	Fat breast	1									
10/13/94	S94-17664	Fat breast	3									
10/14/94	S94-17745	Fat breast	6									
10/17/94	S94-17760	Fat breast	2									
10/17/94	S94-17822	Fat breast	2									
10/19/94	S94-17899	Fat breast	1									
10/19/94	S94-18035	Fat breast	1									
10/20/94	S94-18109	Fat breast	1									
10/24/94	S94-18299	Fat breast	1									
10/25/94	S94-18369	Fat breast	1									
10/25/94	S94-18406	Fat breast	1									
10/26/94	S94-18456	Fat breast	1									
10/27/94	S94-18503	Fat breast	1									
10/29/94	S94-18654	Fat breast	2									
10/31/94	S94-18751	Fat breast	1									
11/1/94	S94-18771	Fat axillary	1									
11/1/94	S94-18820	Fat breast	2									
11/2/94	S94-18915	Fat breast	1									
11/2/94	S94-18915	Fat breast	1									
11/3/94	S94-18988	Fat breast	1									
11/3/94	S94-18988	Fat breast	1									
11/3/94	S94-19004	Fat breast	1									
11/7/94	S94-19163	Fat breast	2									
11/7/94	S94-19163	Fat breast	2									
11/7/94	S94-19181	Fat breast	1									
11/11/94	S94-19513	Fat breast	1									
11/11/94	S94-19538	Fat breast	2									
11/15/94	S94-19651	Fat breast	5									
11/16/94	S94-19779	Fat axillary	1									
11/17/94	S94-19898	Fat breast	1									

Appendix 2: Tissue Collections

Breast cancer related, PCTBO

Date Frozen	PCTBO #	Tissue type	Fresh Normal	Fresh Tumor	OCT Normal	OCT Tumor	Slide Normal	Slide Tumor	Snap Normal	Snap Tumor	Paraffin Normal	Paraffin Tumor
11/10/94	S94-19980	Fat breast	1									
11/18/94	S94-20024	Fat axillary	1									
11/22/94	S94-20125	Fat breast	1									
11/21/94	S94-20131	Fat breast	1									
11/21/94	S94-20137	Fat breast	1									
11/21/94	S94-20160	Fat breast	1									
11/22/94	S94-20225	Fat breast	1									
11/22/94	S94-20249	Fat breast	2									
11/23/94	S94-20335	Fat breast	1									
1/12/95	S94-20335	Fat breast	1									
11/25/94	S94-20378	Fat breast	1									
1/12/95	S94-20378	Fat breast	1									
11/30/94	S94-20650	Fat breast	1		45							
11/29/94	S94-20663	Fat breast	1									
12/5/94	S94-20947	Fat breast	4									
12/5/94	S94-20959	Fat breast	1									
12/7/94	S94-21123	Fat breast	1									
12/8/94	S94-21124	Fat breast	3									
12/8/94	S94-21246	Fat breast	2									
12/8/94	S94-21271	Fat breast	1									
12/9/94	S94-21331	Fat breast	1									
12/9/94	S94-21336	Fat breast	4									
12/12/94	S94-21456	Fat breast	1									
12/12/94	S94-21472	Fat breast	1									
12/16/94	S94-21791	Fat breast	1									
12/15/94	S94-21796	Fat breast			1	2						
12/16/94	S94-21796	Fat breast	1									
12/16/94	S94-21796	Fat axillary	1									
12/20/94	S94-21942	Fat breast	2									
12/20/94	S94-22017	Fat breast	2									
12/21/94	S94-22040	Fat breast	2									
1/3/95	S95-65	Fat axillary	1									
1/5/95	S95-238	Fat breast	1									
1/6/95	S95-274	Fat breast	1									
1/9/95	S95-373	Fat breast	2									
1/10/95	S95-437	Fat breast	1									
1/10/95	S95-469	Fat breast	1									
1/10/95	S95-478	Fat breast	1									
1/12/95	S95-631	Fat breast	1									
1/12/95	S95-652	Fat breast	1									
1/13/95	S95-714	Fat breast	2									
1/13/95	S95-749	Fat breast	4									
1/16/95	S95-792	Fat breast	1									
1/17/95	S95-840	Fat breast	1									
1/20/95	S95-876	Fat breast										

Appendix 2: Tissue Collections

Program for Critical Technologies in Molecular Medicine
 Department of Pathology, Yale University School of Medicine

Christine L. Howe, Ph.D. (203) 737-4198

Report Period: 1994-1999

Breast cancer related, PCTBO

Date Frozen	PCTBO #	Tissue type	Fresh Normal	Fresh Tumor	OCT Normal	OCT Tumor	Slide Normal	Slide Tumor	Snap Normal	Snap Tumor	Paraffin Normal	Paraffin Tumor
1/17/95	S95-876	Fat breast	1									
1/20/95	S95-924	Fat breast	1									
1/23/95	S95-1295	Fat breast	1									
1/24/95	S95-1411	Fat breast	2									
1/24/95	S95-1432	Fat axillary	1									
1/24/95	S95-1432	Fat breast	1									
1/27/95	S95-1650	Fat breast	1									
2/14/95	S95-1650	Fat breast	3									
2/14/95	S95-1650	Fat breast	3									
1/30/95	S95-1753	Fat breast	1									
1/30/95	S95-1753	Fat breast	1									
1/30/95	S95-1769	Fat breast	1									
1/30/95	S95-1769	Fat breast	1									
1/30/95	S95-1771	Fat breast	1									
1/31/95	S95-1852	Fat breast	1									
2/13/95	S95-1852	Fat breast	1									
2/13/95	S95-1852	Fat breast	1									
1/31/95	S95-1854	Fat breast	1									
1/31/95	S95-1854	Fat breast	1									
1/31/95	S95-1854	Fat breast	1									
1/31/95	S95-1854	Fat breast	1									
2/13/95	S95-1877	Fat breast	1									
2/13/95	S95-1877	Fat breast	1									
1/31/95	S95-1880	Fat breast	1									
1/31/95	S95-1880	Fat breast	1									
1/31/95	S95-1881	Fat breast	1									
2/14/95	S95-1881	Fat breast	1									
2/14/95	S95-1881	Fat breast	1									
1/31/95	S95-1881	Fat breast	1									
2/2/95	S95-2015	Fat breast	1									
2/13/95	S95-2015	Fat breast	4									
2/13/95	S95-2015	Fat breast	4									
2/2/95	S95-2015	Fat breast	1									
2/2/95	S95-2065	Fat breast	1									
2/13/95	S95-2065	Fat axillary	1									
2/13/95	S95-2065	Fat axillary	1									
2/3/95	S95-2147	Fat breast	1									
2/13/95	S95-2147	Fat breast	1									
2/13/95	S95-2147	Fat breast	1									
2/6/95	S95-2257	Fat axillary	1									
2/13/95	S95-2265	Fat breast	1									
2/13/95	S95-2265	Fat breast	1									
2/13/95	S95-2274	Fat axillary	1									
2/13/95	S95-2274	Fat axillary	1									
2/7/95	S95-2302	Fat breast	1									

Appendix 2: Tissue Collections

Program for Critical Technologies in Molecular Medicine
 Department of Pathology, Yale University School of Medicine
 Christine L. Howe, Ph.D. (203) 737-4198
 Report Period: 1994-1999

Breast cancer related, PCTBO

Date Frozen	PCTBO #	Tissue type	Fresh Normal	Fresh Tumor	OCT Normal	OCT Tumor	Slide Normal	Slide Tumor	Snap Normal	Snap Tumor	Paraffin Normal	Paraffin Tumor
2/13/95	S95-2307	Fat	breast	1								
2/13/95	S95-2307	Fat	breast	1								
2/7/95	S95-2349	Fat	breast	4								
2/13/95	S95-2349	Fat	breast	2								
2/13/95	S95-2349	Fat	breast	2								
2/10/95	S95-2569	Fat	breast	1								
2/14/95	S95-2569	Fat	breast	2								
2/10/95	S95-2569	Fat	breast	1								
2/10/95	S95-2569	Fat	breast	2								
2/10/95	S95-2591	Fat	breast	1								
2/10/95	S95-2591	Fat	breast	1								
2/13/95	S95-2691	Fat	breast	2								
2/15/95	S95-2691	Fat	breast	4								
2/13/95	S95-2691	Fat	breast	2								
2/15/95	S95-2691	Fat	breast	4								
2/13/95	S95-2738	Fat	breast	1								
2/13/95	S95-2738	Fat	breast	1								
2/14/95	S95-2780	Fat	breast	1								
2/14/95	S95-2780	Fat	breast	1								
2/14/95	S95-2801	Fat	breast	1								
2/14/95	S95-2801	Fat	breast	1								
2/15/95	S95-2869	Fat	breast	1								
2/21/95	S95-2869	Fat	breast	2								
2/28/95	S95-2869	Fat	breast	3								
2/15/95	S95-2869	Fat	breast	1								
2/21/95	S95-2869	Fat	breast	2								
2/15/95	S95-2897	Fat	breast	1								
2/21/95	S95-2897	Fat	breast	1								
2/28/95	S95-2897	Fat	breast	3								
2/15/95	S95-2897	Fat	breast	1								
2/21/95	S95-2897	Fat	breast	1								
2/15/95	S95-2913	Fat	breast	1								
2/15/95	S95-2913	Fat	breast	1								
2/17/95	S95-2921	Fat	breast	1								
2/21/95	S95-2921	Fat	breast	4								
2/17/95	S95-2921	Fat	breast	1								
2/21/95	S95-2921	Fat	breast	4								
2/21/95	S95-2940	Fat	breast	3								
2/21/95	S95-2940	Fat	breast and	3								
2/21/95	S95-2968	Fat	breast	1								
2/21/95	S95-2968	Fat	breast	1								
2/21/95	S95-2988	Fat	breast	4								
2/21/95	S95-2988	Fat	breast	4								
2/17/95	S95-3070	Fat	breast	1								
2/17/95	S95-3070	Fat	breast	1								

Appendix 2: Tissue Collections

Program for Critical Technologies in Molecular Medicine
 Department of Pathology, Yale University School of Medicine
 Christine L. Howe, Ph.D. (203) 737-4198
 Report Period: 1994-1999

Breast cancer related, PCTBO

Date Frozen	PCTBO #	Tissue type	Fresh Normal	Fresh Tumor	OCT Normal	OCT Tumor	Slide Normal	Slide Tumor	Snap Normal	Snap Tumor	Paraffin Normal	Paraffin Tumor
2/15/95	S95-3139	Fat	breast	1								
2/15/95	S95-3139	Fat	breast	1								
2/21/95	S95-3257	Fat	breast	1								
2/21/95	S95-3257	Fat	breast	1								
2/24/95	S95-3289	Fat	breast	1								
2/22/95	S95-3320	Fat	breast	1								
2/24/95	S95-3320	Fat	breast	2								
2/22/95	S95-3320	Fat	breast	1								
2/22/95	S95-3341	Fat	breast	1								
2/24/95	S95-3341	Fat	breast	1								
2/22/95	S95-3341	Fat	breast	1								
2/24/95	S95-3456	Fat	breast	4								
2/24/95	S95-3502	Fat	breast	3								
2/28/95	S95-3598	Fat	breast	1								
3/3/95	S95-3598	Fat	breast	3								
2/28/95	S95-3650	Fat	breast	1								
2/28/95	S95-3652	Fat	breast	1								
3/3/95	S95-3674	Fat	breast	1								
2/28/95	S95-3684	Fat	breast	1								
3/1/95	S95-3734	Fat	breast	1								
3/2/95	S95-3832	Fat	breast	1								
3/8/95	S95-3832	Fat	breast	1								
3/7/95	S95-3884	Fat	breast	1								
3/3/95	S95-3908	Fat	breast	2								
3/3/95	S95-3910	Fat	breast	1								
3/7/95	S95-3946	Fat	breast	1								
3/6/95	S95-4000	Fat	breast	1								
3/7/95	S95-4078	Fat	breast	1								
3/7/95	S95-4078	Fat	breast	1								
3/7/95	S95-4102	Fat	breast	1								
3/7/95	S95-4102	Fat	breast	1								
3/15/95	S95-4153	Fat	breast	3								
3/20/95	S95-4240	Fat	breast	2								
3/10/95	S95-4400	Fat	breast	1								
3/16/95	S95-4400	Fat	axillary	2								
3/13/95	S95-4466	Fat	breast	1								
3/13/95	S95-4467	Fat	breast	1								
3/16/95	S95-4492	Fat	breast	1								
3/16/95	S95-4510	Fat	breast	2								
3/15/95	S95-4537	Fat	breast	1								
3/14/95	S95-4556	Fat	breast	1								
3/20/95	S95-4556	Fat	breast	3								
3/14/95	S95-4611	Fat	breast	1								
3/14/95	S95-4613	Fat	breast	1								
3/15/95	S95-4693	Fat	breast	1								

Appendix 2: Tissue Collections

Program for Critical Technologies in Molecular Medicine
 Department of Pathology, Yale University School of Medicine
 Christine L. Howe, Ph.D. (203) 737-4198
 Report Period: 1994-1999

Breast cancer related, PCTBO

Date Frozen	PCTBO #	Tissue type	Fresh Normal	Fresh Tumor	OCT Normal	OCT Tumor	Slide Normal	Slide Tumor	Snap Normal	Snap Tumor	Paraffin Normal	Paraffin Tumor
3/17/95	S95-4857	Fat breast	6									
3/17/95	S95-4894	Fat breast	3									
3/21/95	S95-4894	Fat breast	2									
3/24/95	S95-4894	Fat breast	6									
3/20/95	S95-4921	Fat breast	1									
3/24/95	S95-4922	Fat breast	3									
3/20/95	S95-4938	Fat breast	1									
3/21/95	S95-4990	Fat breast	1									
3/24/95	S95-4990	Fat breast	2									
3/21/95	S95-4996	Fat breast	1									
3/21/95	S95-5036	Fat breast	1									
3/22/95	S95-5073	Fat breast	1									
3/27/95	S95-5073	Fat breast	2									
3/27/95	S95-5128	Fat breast	4									
3/22/95	S95-5152	Fat breast	1									
3/29/95	S95-5152	Fat breast	2									
4/7/95	S95-5168	Fat breast	1									
3/29/95	S95-5257	Fat breast	2									
3/29/95	S95-5288	Fat axillary	1									
3/27/95	S95-5333	Fat breast	1									
3/27/95	S95-5333	Fat breast	1									
3/27/95	S95-5370	Fat breast	1									
3/28/95	S95-5423	Fat breast	1									
3/28/95	S95-5433	Fat axillary	1									
4/3/95	S95-5433	Fat axillary	2									
3/28/95	S95-5474	Fat breast	1									
3/28/95	S95-5493	Fat breast	2									
4/3/95	S95-5493	Fat breast	1									
3/28/95	S95-5494	Fat breast	1									
3/30/95	S95-5588	Fat breast	1									
3/30/95	S95-5619	Fat breast	1									
3/31/95	S95-5668	Fat breast	1									
3/31/95	S95-5704	Fat breast	1									
3/31/95	S95-5711	Fat breast	1									
4/5/95	S95-5711	Fat breast	1									
3/31/95	S95-5716	Fat breast	1									
4/5/95	S95-5716	Fat breast	1									
3/31/95	S95-5735	Fat breast	1									
4/7/95	S95-5769	Fat breast	1									
4/7/95	S95-5793	Fat axillary	1									
4/7/95	S95-5793	Fat breast	2									
4/19/95	S95-5894	Fat breast	2									
4/11/95	S95-5905	Fat breast	1									
4/12/95	S95-6017	Fat breast	1									
4/5/95	S95-6029	Fat breast	1									

Appendix 2: Tissue Collections

Program for Critical Technologies in Molecular Medicine
Department of Pathology, Yale University School of Medicine

Christine L. Howe, Ph.D. (203) 737-4198

Report Period: 1994-1999

Breast cancer related, PCTBO

Date Frozen	PCTBO #	Tissue type	Fresh Normal	Fresh Tumor	OCT Normal	OCT Tumor	Slide Normal	Slide Tumor	Snap Normal	Snap Tumor	Paraffin Normal	Paraffin Tumor
4/11/95	S95-6038	Fat breast	1									
4/7/95	S95-6157	Fat breast	1									
4/7/95	S95-6213	Fat breast	1									
4/10/95	S95-6255	Fat breast	1									
4/11/95	S95-6255	Fat breast	1									
4/10/95	S95-6272	Fat breast	1									
4/11/95	S95-6373	Fat breast	1									
4/11/95	S95-6385	Fat breast	1									
4/11/95	S95-6393	Fat breast	1									
4/18/95	S95-6434	Fat breast	4									
4/12/95	S95-6435	Fat breast	1									
4/18/95	S95-6435	Fat breast	3									
4/12/95	S95-6445	Fat breast	1									
4/18/95	S95-6445	Fat breast	3									
4/13/95	S95-6550	Fat breast	1									
4/17/95	S95-6658	Fat breast	1									
4/17/95	S95-6664	Fat breast	2									
4/25/95	S95-6664	Fat breast	4									
4/18/95	S95-6683	Fat breast	1									
4/25/95	S95-6683	Fat breast	1									
4/25/95	S95-6683	Fat axillary	1									
4/17/95	S95-6687	Fat breast	1									
4/18/95	S95-6733	Fat breast	1									
4/18/95	S95-6822	Fat breast	1									
4/19/95	S95-6850	Fat breast	1									
4/19/95	S95-6869	Fat breast	1									
4/19/95	S95-6871	Fat breast	1									
4/19/95	S95-6930	Fat breast	6									
4/24/95	S95-7178	Fat breast	1									
4/28/95	S95-7178	Fat breast	4									
4/24/95	S95-7192	Fat breast	1									
4/28/95	S95-7192	Fat breast	4									
4/24/95	S95-7206	Fat breast	1									
4/25/95	S95-7215	Fat breast	1									
4/28/95	S95-7215	Fat breast	3									
4/25/95	S95-7232	Fat breast	1									
4/25/95	S95-7286	Fat breast	1									
4/25/95	S95-7286	Fat breast	3									
4/25/95	S95-7307	Fat breast	1									
4/26/95	S95-7359	Fat breast	3									
4/26/95	S95-7382	Fat breast	1									
4/26/95	S95-7390	Fat breast	1									
4/26/95	S95-7392	Fat breast	1									
4/27/95	S95-7408	Fat breast	2									
4/27/95	S95-7451	Fat breast	1									

Appendix 2: Tissue Collections

Program for Critical Technologies in Molecular Medicine
 Department of Pathology, Yale University School of Medicine
 Christine L. Howe, Ph.D. (203) 737-4198
 Report Period: 1994-1999

Breast cancer related, PCTBO

Date Frozen	PCTBO #	Tissue type	Fresh Normal	Fresh Tumor	OCT Normal	OCT Tumor	Slide Normal	Slide Tumor	Snap Normal	Snap Tumor	Paraffin Normal	Paraffin Tumor
4/27/95	S95-7467	Fat breast	1									
4/28/95	S95-7528	Fat breast	1									
4/28/95	S95-7534	Fat breast	1									
4/28/95	S95-7542	Fat breast	1									
5/1/95	S95-7583	Fat breast	1									
5/1/95	S95-7583	Fat breast	2									
5/1/95	S95-7599	Fat breast	1									
5/1/95	S95-7601	Fat breast	1									
5/1/95	S95-7601	Fat breast	3									
5/1/95	S95-7641	Fat breast	1									
5/2/95	S95-7734	Fat breast	1									
5/2/95	S95-7742	Fat breast	1									
5/8/95	S95-8144	Fat breast	1									
5/9/95	S95-8189	Fat breast	2									
5/9/95	S95-8227	Fat breast	3									
5/9/95	S95-8227	Fat breast	1									
5/9/95	S95-8260	Fat breast	6									
5/10/95	S95-8338	Fat breast	4									
5/13/95	S95-8559	Fat breast	3									
5/16/95	S95-8683	Fat breast	1									
5/16/95	S95-8708	Fat breast	1									
5/16/95	S95-8782	Fat breast	1									
5/17/95	S95-8782	Fat breast	2									
5/17/95	S95-8782	Fat axillary	1									
5/22/95	S95-9113	Fat breast	1									
5/22/95	S95-9113	Fat breast	2									
5/22/95	S95-9117	Fat breast	1									
5/22/95	S95-9117	Fat breast	3									
5/23/95	S95-9163	Fat breast	1									
5/23/95	S95-9193	Fat breast	3									
5/23/95	S95-9193	Fat breast	3									
5/25/95	S95-9258	Fat breast	1									
5/24/95	S95-9272	Fat breast	1									
5/24/95	S95-9300	Fat breast	6									
5/24/95	S95-9300	Fat breast	6									
5/24/95	S95-9316	Fat breast	1									
5/26/95	S95-9486	Fat breast	1									
5/26/95	S95-9486	Fat breast	1									
5/26/95	S95-9488	Fat breast	6									
5/30/95	S95-9604	Fat breast &	2									
5/30/95	S95-9616	Fat breast	1									
5/30/95	S95-9674	Fat breast	1									
5/31/95	S95-9681	Fat breast	2									
5/31/95	S95-9681	Fat breast	2									
5/31/95	S95-9752	Fat breast	6									

Appendix 2: Tissue Collections

Program for Critical Technologies in Molecular Medicine
 Department of Pathology, Yale University School of Medicine
 Christine L. Howe, Ph.D. (203) 737-4198
 Report Period: 1994-1999

Breast cancer related, PCTBO

Date Frozen	PCTBO #	Tissue type	Fresh Normal	Fresh Tumor	OCT Normal	OCT Tumor	Slide Normal	Slide Tumor	Snap Normal	Snap Tumor	Paraffin Normal	Paraffin Tumor
5/31/95	S95-9752	Fat	breast	6								
5/31/95	S95-9768	Fat	breast	3								
6/2/95	S95-9889	Fat	breast	2								
6/2/95	S95-9897	Fat	breast	2								
6/2/95	S95-9897	Fat	breast	1								
6/2/95	S95-9897	Fat	breast	1								
6/2/95	S95-9911	Fat	breast	1								
6/2/95	S95-9927	Fat	breast	3								
6/2/95	S95-9927	Fat	breast	1								
6/5/95	S95-9980	Fat	breast	3								
6/5/95	S95-9980	Fat	breast	1								
6/5/95	S95-10061	Fat	breast	1								
6/6/95	S95-10126	Fat	breast	4								
6/6/95	S95-10126	Fat	breast	2								
6/7/95	S95-10241	Fat	breast	1								
6/8/95	S95-10276	Fat	axillary	2								
6/8/95	S95-10276	Fat	breast	3								
6/8/95	S95-10276	Fat	breast	1								
6/8/95	S95-10286	Fat	breast	6								
6/8/95	S95-10286	Fat	breast	6								
6/8/95	S95-10286	Fat	breast	6								
3/31/95	S95-10360	Fat	breast	1								
6/9/95	S95-10404	Fat	breast	6								
6/12/95	S95-10502	Fat	breast	1								
6/13/95	S95-10515	Fat	breast	1								
6/13/95	S95-10548	Fat	breast	1								
6/13/95	S95-10548	Fat	breast	1								
6/13/95	S95-10548	Fat	breast	3								
6/20/95	S95-10548	Fat	breast	3								
6/13/95	S95-10558	Fat	breast	2								
6/14/95	S95-10659	Fat	breast	2								
6/14/95	S95-10659	Fat	breast	3								
6/16/95	S95-10798	Fat	breast	1								
6/16/95	S95-10798	Fat	breast	1								
6/16/95	S95-10800	Fat	breast	1								
6/16/95	S95-10807	Fat	breast	6								
6/19/95	S95-10893	Fat	breast	1								
6/20/95	S95-10909	Fat	breast	1								
6/19/95	S95-10925	Fat	breast	3								
6/20/95	S95-10950	Fat	breast	1								
6/20/95	S95-10956	Fat	breast	1								
6/20/95	S95-10956	Fat	breast	1								
6/21/95	S95-11100	Fat	breast	3								
6/21/95	S95-11124	Fat	breast	2								
6/21/95	S95-11124	Fat	breast	1								

Appendix 2: Tissue Collections

Program for Critical Technologies in Molecular Medicine
 Department of Pathology, Yale University School of Medicine
 Christine L. Howe, Ph.D. (203) 737-4198
 Report Period: 1994-1999

Breast cancer related, PCTBO

Date Frozen	PCTBO #	Tissue type	Fresh Normal	Fresh Tumor	OCT Normal	OCT Tumor	Slide Normal	Slide Tumor	Snap Normal	Snap Tumor	Paraffin Normal	Paraffin Tumor
6/21/95	S95-11124	Fat breast	1									
6/21/95	S95-11125	Fat breast	3									
6/21/95	S95-11125	Fat breast	1									
6/23/95	S95-11166	Fat breast	3									
6/22/95	S95-11166	Fat axillary	3									
6/23/95	S95-11240	Fat breast	1									
6/23/95	S95-11240	Fat breast	1									
6/23/95	S95-11240	Fat breast	1									
6/23/95	S95-11274	Fat breast	2									
6/23/95	S95-11274	Fat breast	6									
6/23/95	S95-11275	Fat breast	1									
6/23/95	S95-11275	Fat breast	1									
6/28/95	S95-11297	Fat breast	4									
6/23/95	S95-11297	Fat breast	6									
6/24/95	S95-11323	Fat breast	2									
6/26/95	S95-11354	Fat breast	1									
6/27/95	S95-11445	Fat axillary	1									
6/27/95	S95-11447	Fat breast	1									
6/27/95	S95-11476	Fat breast	1									
6/28/95	S95-11610	Fat breast	1									
6/28/95	S95-11632	Fat breast	1									
6/28/95	S95-11641	Fat breast	1									
6/29/95	S95-11709	Fat breast	3									
6/30/95	S95-11746	Fat axillary	1									
6/30/95	S95-11746	Fat breast	1									
6/30/95	S95-11765	Fat breast	1									
6/30/95	S95-11770	Fat breast	1									
6/30/95	S95-11776	Fat breast	1									
6/30/95	S95-11791	Fat axillary	1									
6/30/95	S95-11824	Fat breast	4									
7/5/95	S95-11905	Fat breast	1									
7/5/95	S95-11905	Fat axillary	1									
7/5/95	S95-11905	Fat breast	1									
7/5/95	S95-11921	Fat breast	1									
7/7/95	S95-11925	Fat breast	1									
7/5/95	S95-11933	Fat axillary	1									
7/6/95	S95-11972	Fat breast	1									
7/7/95	S95-11996	Fat breast	1									
7/7/95	S95-12001	Fat breast	1									
7/10/95	S95-12114	Fat breast	3									
7/11/95	S95-12140	Fat breast	1									
7/11/95	S95-12161	Fat breast	2									
7/11/95	S95-12253	Fat breast	1									
7/12/95	S95-12294	Fat breast	3									
7/13/95	S95-12339	Fat breast	1									

Appendix 2: Tissue Collections

Program for Critical Technologies in Molecular Medicine
 Department of Pathology, Yale University School of Medicine
 Christine L. Howe, Ph.D. (203) 737-4198
 Report Period: 1994-1999

Breast cancer related, PCTBO

Date Frozen	PCTBO #	Tissue type	Fresh Normal	Fresh Tumor	OCT Normal	OCT Tumor	Slide Normal	Slide Tumor	Snap Normal	Snap Tumor	Paraffin Normal	Paraffin Tumor
7/14/95	S95-12412	Fat breast	1									
7/14/95	S95-12464	Fat breast	1									
7/17/95	S95-12556	Fat breast	1									
7/17/95	S95-12584	Fat breast	1									
7/17/95	S95-12590	Fat breast	1									
7/18/95	S95-12627	Fat breast	1									
7/18/95	S95-12647	Fat breast	1									
7/18/95	S95-12647	Fat breast	2									
7/18/95	S95-12647	Fat breast	2									
7/18/95	S95-12656	Fat breast	1									
7/18/95	S95-12656	Fat breast	2									
7/18/95	S95-12689	Fat breast	1									
7/18/95	S95-12705	Fat breast	1									
7/24/95	S95-13004	Fat breast	1									
7/24/95	S95-13004	Fat axillary	1									
7/25/95	S95-13137	Fat breast	1									
7/25/95	S95-13137	Fat breast	1									
7/25/95	S95-13148	Fat breast	1									
7/25/95	S95-13177	Fat breast	1									
7/25/95	S95-13177	Fat breast	1									
7/25/95	S95-13198	Fat breast	1									
7/25/95	S95-13198	Fat breast	1									
7/26/95	S95-13293	Fat breast	1									
7/27/95	S95-13293	Fat breast	1									
7/26/95	S95-13293	Fat breast	3									
7/27/95	S95-13367	Fat breast	1									
7/28/95	S95-13398	Fat breast	1									
7/28/95	S95-13431	Fat breast	1									
8/1/95	S95-13611	Fat breast	1									
8/1/95	S95-13623	Fat breast	1									
8/1/95	S95-13659	Fat breast	1									
8/1/95	S95-13676	Fat breast	1									
8/2/95	S95-13706	Fat breast	1									
8/2/95	S95-13726	Fat breast	1									
8/2/95	S95-13726	Fat breast	3									
8/8/95	S95-14093	Fat breast	1									
8/9/95	S95-14172	Fat breast	1									
8/9/95	S95-14172	Fat breast	2									
8/9/95	S95-14209	Fat breast	2									
8/9/95	S95-14209	Fat breast	3									
8/2/95	S95-14209	Fat axillary	2									
8/11/95	S95-14305	Fat breast	1									
8/11/95	S95-14321	Fat breast	1									
8/11/95	S95-14374	Fat breast	1									
8/11/95	S95-14374	Fat breast	3									

Appendix 2: Tissue Collections

Program for Critical Technologies in Molecular Medicine
 Department of Pathology, Yale University School of Medicine

Christine L. Howe, Ph.D. (203) 737-4198

Report Period: 1994-1999

Breast cancer related, PCTBO

Date Frozen	PCTBO #	Tissue type	Fresh Normal	Fresh Tumor	OCT Normal	OCT Tumor	Slide Normal	Slide Tumor	Snap Normal	Snap Tumor	Paraffin Normal	Paraffin Tumor
8/15/95	S95-14508	Fat breast	1									
8/15/95	S95-14515	Fat breast	1									
8/16/95	S95-14579	Fat breast	1									
8/17/95	S95-14584	Fat breast	1									
8/17/95	S95-14712	Fat breast	1									
8/17/95	S95-14733	Fat breast	1									
8/18/95	S95-14747	Fat breast	1									
8/18/95	S95-14752	Fat breast	1									
8/18/95	S95-14752	Fat axillary	1									
8/18/95	S95-14761	Fat breast	1									
8/18/95	S95-14972	Fat breast	1									
8/23/95	S95-15074	Fat breast	1									
8/29/95	S95-15076	Fat breast	1									
8/29/95	S95-15337	Fat breast	3									
8/30/95	S95-15465	Fat breast	2									
8/30/95	S95-15465	Fat breast	3									
8/31/95	S95-15484	Fat breast	1									
8/30/95	S95-15585	Fat breast	3									
8/31/95	S95-15585	Fat breast	1									
9/1/95	S95-15611	Fat axillary	1									
9/1/95	S95-15611	Fat breast	2									
9/1/95	S95-15611	Fat axillary	1									
9/1/95	S95-15625	Fat breast	1									
9/1/95	S95-15678	Fat breast	1									
9/5/95	S95-15722	Fat axillary	2									
9/5/95	S95-15727	Fat breast	1									
9/5/95	S95-15759	Fat breast	2									
9/13/95	S95-15759	Fat breast	3									
9/5/95	S95-15769	Fat breast	1									
9/5/95	S95-15778	Fat axillary	1									
9/6/95	S95-15789	Fat breast	1									
9/6/95	S95-15789	Fat breast	2									
9/6/95	S95-15809	Fat axillary	1									
9/6/95	S95-15809	Fat axillary	1									
9/6/95	S95-15824	Fat breast	2									
9/6/95	S95-15824	Fat breast	3									
9/6/95	S95-15824	Fat breast	3									
9/6/95	S95-15842	Fat breast	1									
9/6/95	S95-15854	Fat breast	1									
9/21/95	S95-15854	Fat breast	2									
9/7/95	S95-15927	Fat breast	1									
9/8/95	S95-15957	Fat breast	1									
9/8/95	S95-15957	Fat breast	1									
9/8/95	S95-15965	Fat breast	1									
9/8/95	S95-15965	Fat breast	3									

Appendix 2: Tissue Collections

Program for Critical Technologies in Molecular Medicine
 Department of Pathology, Yale University School of Medicine
 Christine L. Howe, Ph.D. (203) 737-4198
 Report Period: 1994-1999

Breast cancer related, PCTBO

Date Frozen	PCTBO #	Tissue type	Fresh Normal	Fresh Tumor	OCT Normal	OCT Tumor	Slide Normal	Slide Tumor	Snap Normal	Snap Tumor	Paraffin Normal	Paraffin Tumor
9/8/95	S95-15965	Fat axillary	1									
9/8/95	S95-15966	Fat breast	1		2	1						
9/8/95	S95-15966	Fat breast	1									
9/13/95	S95-15966	Fat breast	3									
9/8/95	S95-15973	Fat breast	1									
9/12/95	S95-15976	Fat breast	1									
9/12/95	S95-15998	Fat breast	1									
9/11/95	S95-16140	Fat breast	1									
9/11/95	S95-16145	Fat breast	1									
9/11/95	S95-16148	Fat breast	1									
9/11/95	S95-16148	Fat breast	3									
9/12/95	S95-16162	Fat breast	1									
9/12/95	S95-16184	Fat breast	1									
9/12/95	S95-16192	Fat breast	1									
9/12/95	S95-16223	Fat breast	1									
9/12/95	S95-16223	Fat breast	3									
9/14/95	S95-16376	Fat breast	2									
9/14/95	S95-16399	Fat breast	2									
9/15/95	S95-16466	Fat breast	1									
9/15/95	S95-16475	Fat breast	1									
9/18/95	S95-16562	Fat breast	1									
9/18/95	S95-16562	Fat breast	3									
9/18/95	S95-16610	Fat breast	1									
9/18/95	S95-16610	Fat breast	3									
9/19/95	S95-16716	Fat axillary	1									
9/20/95	S95-16755	Fat breast	1									
9/20/95	S95-16755	Fat breast	3									
9/20/95	S95-16758	Fat breast	1									
9/21/95	S95-16811	Fat breast	1									
9/20/95	S95-16811	Fat breast	3									
9/20/95	S95-16811	Fat breast	3									
9/21/95	S95-16872	Fat breast	1									
9/21/95	S95-16872	Fat breast	1									
9/22/95	S95-16934	Fat breast	2									
9/22/95	S95-16934	Fat breast	3									
9/22/95	S95-16994	Fat breast	1									
9/26/95	S95-17121	Fat breast	1									
9/28/95	S95-17123	Fat breast	1									
9/29/95	S95-17123	Fat axillary	1									
9/27/95	S95-17160	Fat breast	1									
9/27/95	S95-17212	Fat breast	1									
9/27/95	S95-17213	Fat breast	1									
9/27/95	S95-17213	Fat breast	3									
10/2/95	S95-17500	Fat breast	3									
10/2/95	S95-17501	Fat breast	1									

Appendix 2: Tissue Collections

Program for Critical Technologies in Molecular Medicine
 Department of Pathology, Yale University School of Medicine

Christine L. Howe, Ph.D. (203) 737-4198

Report Period: 1994-1999

Breast cancer related, PCTBO

Date Frozen	PCTBO #	Tissue type	Fresh Normal	Fresh Tumor	OCT Normal	OCT Tumor	Slide Normal	Slide Tumor	Snap Normal	Snap Tumor	Paraffin Normal	Paraffin Tumor
10/2/95	S95-17504	Fat breast	1									
10/2/95	S95-17505	Fat breast	3									
10/2/95	S95-17505	Fat breast	3									
10/2/95	S95-17511	Fat breast	1									
10/2/95	S95-17513	Fat breast	3									
10/3/95	S95-17587	Fat breast	1									
10/5/95	S95-17754	Fat breast	1									
10/6/95	S95-17834	Fat breast	1									
10/6/95	S95-17838	Fat breast	3									
10/6/95	S95-17845	Fat breast	1									
10/6/95	S95-17859	Fat breast	1									
10/9/95	S95-17913	Fat breast	1									
10/9/95	S95-17920	Fat breast	1									
10/9/95	S95-17926	Fat breast	1									
10/10/95	S95-17985	Fat breast	1									
10/10/95	S95-17985	Fat breast	3									
10/10/95	S95-18040	Fat breast	1									
10/13/95	S95-18218	Fat breast	1									
10/13/95	S95-18222	Fat breast	1									
10/13/95	S95-18243	Fat breast	2									
10/13/95	S95-18243	Fat breast	2									
10/17/95	S95-18243	Fat breast	2									
10/17/95	S95-18243	Fat breast	1									
10/13/95	S95-18259	Fat breast	1									
10/17/95	S95-18332	Fat breast	1									
10/16/95	S95-18366	Fat breast	1									
10/17/95	S95-18398	Fat breast	1									
10/17/95	S95-18398	Fat breast	3									
10/17/95	S95-18398	Fat breast	1									
10/17/95	S95-18398	Fat axillary	1									
10/24/95	S95-18431	Fat breast	2									
10/17/95	S95-18434	Fat axillary	2									
10/19/95	S95-18603	Fat breast	1	1								
10/19/95	S95-18603	Fat breast	1									
10/19/95	S95-18603	Fat axillary	3									
10/20/95	S95-18695	Fat breast	1									
10/23/95	S95-18764	Fat breast	1									
10/23/95	S95-18809	Fat breast	1									
10/23/95	S95-18809	Fat axillary	1									
1/12/95	S95-18820	Fat breast	1									
10/24/95	S95-18861	Fat breast	2									
10/24/95	S95-18891	Fat breast	1									
10/24/95	S95-18899	Fat axillary	1									
10/24/95	S95-18899	Fat axillary	1									
11/1/95	S95-18952	Fat breast	2									

Appendix 2: Tissue Collections

Program for Critical Technologies in Molecular Medicine
 Department of Pathology, Yale University School of Medicine
 Christine L. Howe, Ph.D. (203) 737-4198
 Report Period: 1994-1999

Breast cancer related, PCTBO

Date Frozen	PCTBO #	Tissue type	Fresh Normal	Fresh Tumor	OCT Normal	OCT Tumor	Slide Normal	Slide Tumor	Snap Normal	Snap Tumor	Paraffin Normal	Paraffin Tumor
10/27/95	S95-19104	Fat breast	1									
10/27/95	S95-19104	Fat breast	2									
10/30/95	S95-19262	Fat breast	1									
10/30/95	S95-19262	Fat breast	3									
10/31/95	S95-19272	Fat breast	1									
1/12/95	S95-19285	Fat axillary	1									
10/31/95	S95-19290	Fat breast	1									
10/31/95	S95-19290	Fat breast	2									
10/31/95	S95-19303	Fat breast	1									
10/31/95	S95-19349	Fat breast	3									
11/1/95	S95-19426	Fat breast	1									
11/1/95	S95-19426	Fat breast	1									
11/2/95	S95-19456	Fat axillary	2									
11/2/95	S95-19527	Fat breast	1									
11/3/95	S95-19527	Fat breast	3									
1/12/95	S95-19538	Fat breast	1									
1/12/95	S95-19561	Fat breast	1									
11/3/95	S95-19566	Fat breast	3									
11/3/95	S95-19570	Fat breast	1									
11/3/95	S95-19577	Fat breast	1									
11/3/95	S95-19577	Fat breast	3									
11/6/95	S95-19643	Fat breast	1									
11/6/95	S95-19643	Fat breast	1									
11/6/95	S95-19703	Fat breast	1									
11/6/95	S95-19703	Fat breast	1									
11/6/95	S95-19703	Fat axillary	1									
11/7/95	S95-19711	Fat breast	1									
11/7/95	S95-19754	Fat breast	1									
11/7/95	S95-19762	Fat breast	1									
11/7/95	S95-19763	Fat breast	1									
11/7/95	S95-19769	Fat breast	1									
11/7/95	S95-19769	Fat breast	1									
11/7/95	S95-19780	Fat breast	1									
11/7/95	S95-19780	Fat breast	1									
11/7/95	S95-19796	Fat breast	1									
11/7/95	S95-19796	Fat breast	1									
11/8/95	S95-19798	Fat breast	3									
11/7/95	S95-19798	Fat breast	1									
11/7/95	S95-19798	Fat breast	1									
11/7/95	S95-19798	Fat breast	2									
11/9/95	S95-19976	Fat breast	1									
11/10/95	S95-20041	Fat breast	1									
11/10/95	S95-20041	Fat breast	2									
11/10/95	S95-20041	Fat axillary	1									
11/10/95	S95-20055	Fat breast	1									

Appendix 2: Tissue Collections

Program for Critical Technologies in Molecular Medicine
 Department of Pathology, Yale University School of Medicine

Christine L. Howe, Ph.D. (203) 737-4198

Report Period: 1994-1999

Breast cancer related, PCTBO

Date Frozen	PCTBO #	Tissue type	Fresh Normal	Fresh Tumor	OCT Normal	OCT Tumor	Slide Normal	Slide Tumor	Snap Normal	Snap Tumor	Paraffin Normal	Paraffin Tumor
11/10/95	S95-20055	Fat breast	1									
11/10/95	S95-20060	Fat breast	1									
11/10/95	S95-20072	Fat breast	1									
11/10/95	S95-20072	Fat breast	1									
1/12/95	S95-20125	Fat breast	2									
1/12/95	S95-20137	Fat axillary										
11/13/95	S95-20150	Fat breast	2									
11/13/95	S95-20150	Fat breast	2									
11/13/95	S95-20197	Fat breast	1									
11/10/95	S95-20201	Fat axillary	1									
11/14/95	S95-20259	Fat breast	3									
11/14/95	S95-20259	Fat breast	3									
11/14/95	S95-20272	Fat breast	2									
11/14/95	S95-20273	Fat breast	1									
11/22/95	S95-20293	Fat breast	1									
11/14/95	S95-20301	Fat breast	1									
11/14/95	S95-20301	Fat breast	1									
11/15/95	S95-20363	Fat breast	1									
11/15/95	S95-20372	Fat breast	1									
1/12/95	S95-20562	Fat breast										
11/20/95	S95-20710	Fat breast	1									
11/20/95	S95-20743	Fat breast	1									
11/20/95	S95-20743	Fat breast	3									
11/21/95	S95-20800	Fat breast	3									
11/21/95	S95-20844	Fat breast	1									
11/21/95	S95-20849	Fat breast	1									
11/21/95	S95-20849	Fat breast	1									
11/21/95	S95-20890	Fat breast	1									
11/21/95	S95-20890	Fat axillary	1									
11/22/95	S95-20929	Fat breast	1									
11/22/95	S95-20929	Fat breast	1									
11/22/95	S95-20929	Fat breast	1									
11/22/95	S95-20936	Fat breast	1									
11/22/95	S95-20943	Fat breast	3									
11/24/95	S95-21004	Fat breast	3									
11/27/95	S95-21055	Fat breast	1									
11/27/95	S95-21077	Fat breast	3									
11/27/95	S95-21077	Fat breast	3									
11/28/95	S95-21114	Fat breast	1									
11/28/95	S95-21114	Fat breast	3									
11/28/95	S95-21152	Fat breast	1									
11/24/95	S95-21152	Fat breast	3									
11/29/95	S95-21205	Fat axillary	1									
11/30/95	S95-21269	Fat breast	1									
11/30/95	S95-21343	Fat breast	1									

Appendix 2: Tissue Collections

Program for Critical Technologies in Molecular Medicine
 Department of Pathology, Yale University School of Medicine

Christine L. Howe, Ph.D. (203) 737-4198

Report Period: 1994-1999

Breast cancer related, PCTBO

Date Frozen	PCTBO #	Tissue type	Fresh Normal	Fresh Tumor	OCT Normal	OCT Tumor	Slide Normal	Slide Tumor	Snap Normal	Snap Tumor	Paraffin Normal	Paraffin Tumor
11/30/95	S95-21343	Fat breast	1									
12/1/95	S95-21412	Fat breast	1									
12/7/95	S95-21430	Fat breast	1									
12/1/95	S95-21464	Fat breast	1									
12/4/95	S95-21538	Fat breast	3									
12/4/95	S95-21538	Fat breast	2									
12/4/95	S95-21545	Fat breast	1									
12/4/95	S95-21554	Fat breast	1									
12/4/95	S95-21556	Fat breast	1									
12/4/95	S95-21556	Fat breast	1									
12/4/95	S95-21556	Fat breast	1									
12/4/95	S95-21557	Fat axillary	1									
12/4/95	S95-21557	Fat axillary	1									
12/5/95	S95-21591	Fat breast	1									
12/5/95	S95-21591	Fat breast	1									
12/7/95	S95-21640	Fat breast	1									
12/5/95	S95-21640	Fat breast	3									
12/6/95	S95-21698	Fat breast	1									
12/6/95	S95-21712	Fat breast	1									
12/6/95	S95-21712	Fat breast	1									
12/6/95	S95-21712	Fat breast	1									
12/6/95	S95-21712	Fat breast	1									
12/6/95	S95-21712	Fat axillary	1									
12/6/95	S95-21751	Fat breast	1									
12/6/95	S95-21751	Fat breast	1									
12/6/95	S95-21751	Fat breast	1									
12/7/95	S95-21843	Fat axillary	1									
12/7/95	S95-21848	Fat breast	1									
12/7/95	S95-21850	Fat breast	1									
12/8/95	S95-21876	Fat breast	1									
12/8/95	S95-21876	Fat breast	1									
12/7/95	S95-21877	Fat breast	1									
12/8/95	S95-21877	Fat breast	1									
12/8/95	S95-21877	Fat breast	1									
12/8/95	S95-21888	Fat breast	1									
12/8/95	S95-21888	Fat axillary	1									
12/8/95	S95-21888	Fat breast	1									
12/8/95	S95-21899	Fat breast	1									
12/8/95	S95-21899	Fat breast	1									
12/8/95	S95-21902	Fat breast	1									
12/8/95	S95-21912	Fat breast	1									
12/8/95	S95-21937	Fat breast	1									
12/11/95	S95-21964	Fat breast	1									
12/11/95	S95-21964	Fat breast	1									
12/11/95	S95-21964	Fat breast	1									

Appendix 2: Tissue Collections

Program for Critical Technologies in Molecular Medicine
 Department of Pathology, Yale University School of Medicine
 Christine L. Howe, Ph.D. (203) 737-4198
 Report Period: 1994-1999

Breast cancer related, PCTBO

Date Frozen	PCTBO #	Tissue type	Fresh Normal	Fresh Tumor	OCT Normal	OCT Tumor	Slide Normal	Slide Tumor	Snap Normal	Snap Tumor	Paraffin Normal	Paraffin Tumor
12/11/95	S95-22012	Fat breast	1									
12/11/95	S95-22012	Fat breast	1									
12/11/95	S95-22036	Fat breast	1									
12/11/95	S95-22042	Fat breast	1									
12/11/95	S95-22042	Fat breast	1									
12/12/95	S95-22067	Fat breast	1									
12/13/95	S95-22087	Fat breast	1									
12/12/95	S95-22087	Fat breast	3									
12/12/95	S95-22094	Fat breast	1									
12/12/95	S95-22105	Fat breast	1									
12/12/95	S95-22105	Fat breast	1									
12/12/95	S95-22128	Fat breast	1									
12/12/95	S95-22156	Fat breast	1									
12/13/95	S95-22226	Fat breast	1									
12/13/95	S95-22245	Fat breast	1									
12/13/95	S95-22271	Fat breast	1									
12/13/95	S95-22271	Fat breast	1									
12/13/95	S95-22271	Fat breast	1									
12/14/95	S95-22317	Fat breast	1									
12/14/95	S95-22317	Fat breast	1									
12/14/95	S95-22320	Fat breast	1									
12/14/95	S95-22339	Fat breast	1									
12/14/95	S95-22342	Fat breast	1									
12/15/95	S95-22392	Fat breast	1									
12/15/95	S95-22398	Fat breast	1									
12/15/95	S95-22398	Fat breast	1									
12/15/95	S95-22409	Fat breast	1									
12/15/95	S95-22410	Fat breast	1									
12/15/95	S95-22410	Fat breast	1									
12/15/95	S95-22415	Fat breast	1									
12/15/95	S95-22430	Fat breast	1									
12/15/95	S95-22430	Fat breast	1									
12/15/95	S95-22430	Fat breast	1									
12/15/95	S95-22434	Fat breast	1									
12/15/95	S95-22434	Fat axillary	1									
12/15/95	S95-22450	Fat breast	2									
12/18/95	S95-22525	Fat breast	1									
12/18/95	S95-22549	Fat breast	1									
12/18/95	S95-22574	Fat breast	1									
12/19/95	S95-22574	Fat axillary	1									
12/19/95	S95-22574	Fat breast	1									
12/19/95	S95-22577	Fat breast	1									
12/19/95	S95-22577	Fat breast	1									
12/19/95	S95-22583	Fat breast	1									
12/19/95	S95-22583	Fat axillary	1									

Appendix 2: Tissue Collections

Program for Critical Technologies in Molecular Medicine
 Department of Pathology, Yale University School of Medicine
 Christine L. Howe, Ph.D. (203) 737-4198
 Report Period: 1994-1999

Breast cancer related, PCTBO

Date Frozen	PCTBO #	Tissue type	Fresh Normal	Fresh Tumor	OCT Normal	OCT Tumor	Slide Normal	Slide Tumor	Snap Normal	Snap Tumor	Paraffin Normal	Paraffin Tumor
12/19/95	S95-22591	Fat breast	1									
12/19/95	S95-22596	Fat breast	1									
12/19/95	S95-22596	Fat breast	1									
12/19/95	S95-22597	Fat breast	1									
12/20/95	S95-22602	Fat breast	1									
12/20/95	S95-22669	Fat breast	1									
12/20/95	S95-22669	Fat breast	1									
12/20/95	S95-22690	Fat breast	1									
12/21/95	S95-22724	Fat breast	1									
12/21/95	S95-22724	Fat breast	1									
12/21/95	S95-22724	Fat breast	3									
12/22/95	S95-22815	Fat breast	1									
12/22/95	S95-22818	Fat breast	1									
12/22/95	S95-22820	Fat axillary	1									
12/22/95	S95-22820	Fat axillary	1									
12/22/95	S95-22838	Fat breast	1									
12/22/95	S95-22854	Fat breast	1									
12/27/95	S95-22910	Fat breast	1									
12/22/95	S95-22918	Fat breast	1									
1/2/96	S95-23049	Fat breast	1									
12/22/95	S95-23058	Fat breast	1									
1/10/96	S96-77	Fat breast	3									
1/3/96	S96-77	Fat breast	2									
1/10/96	S96-77	Fat axillary	1									
1/3/96	S96-86	Fat breast	1									
1/16/96	S96-86	Fat breast	2									
1/10/96	S96-167	Fat breast	2									
1/4/96	S96-167	Fat breast	1									
1/10/96	S96-197	Fat breast	1									
1/10/96	S96-197	Fat breast	1									
1/4/96	S96-197	Fat breast	1									
1/6/96	S96-268	Fat breast	1									
1/6/96	S96-273	Fat breast	1									
1/6/96	S96-280	Fat breast	1									
1/5/96	S96-280	Fat breast	3									
1/6/96	S96-320	Fat breast	1									
1/5/96	S96-320	Fat breast	3									
1/10/96	S96-326	Fat axillary	1									
1/16/96	S96-342	Fat breast	2									
1/10/96	S96-371	Fat breast	2									
1/9/96	S96-409	Fat breast	1									
1/10/96	S96-454	Fat breast	1									
1/16/96	S96-454	Fat breast	1									
1/9/96	S96-454	Fat axillary	1									
1/16/96	S96-471	Fat breast	1									

Appendix 2: Tissue Collections

Program for Critical Technologies in Molecular Medicine
 Department of Pathology, Yale University School of Medicine
 Christine L. Howe, Ph.D. (203) 737-4198
 Report Period: 1994-1999

Breast cancer related, PCTBO

Date Frozen	PCTBO #	Tissue type	Fresh Normal	Fresh Tumor	OCT Normal	OCT Tumor	Slide Normal	Slide Tumor	Snap Normal	Snap Tumor	Paraffin Normal	Paraffin Tumor
1/11/96	S96-601	Fat breast	2									
1/11/96	S96-601	Fat breast	3									
1/12/96	S96-676	Fat breast	1									
1/15/96	S96-772	Fat breast	1									
1/15/96	S96-783	Fat breast	1									
1/15/96	S96-787	Fat breast	1									
1/15/96	S96-789	Fat breast	2									
1/15/96	S96-789	Fat breast	2									
1/15/96	S96-789	Fat breast	3									
1/15/96	S96-800	Fat breast	1									
1/16/96	S96-872	Fat breast	1									
1/16/96	S96-872	Fat breast	1									
1/16/96	S96-900	Fat breast	1									
1/17/96	S96-900	Fat axillary	1									
1/16/96	S96-900	Fat breast	3									
1/16/96	S96-906	Fat breast	1									
1/16/96	S96-914	Fat breast	1									
1/17/96	S96-930	Fat breast	1									
1/16/96	S96-930	Fat breast	3									
1/17/96	S96-937	Fat breast	1									
1/17/96	S96-937	Fat axillary	1									
1/24/96	S96-937	Fat breast	3									
1/17/96	S96-946	Fat breast	1									
1/17/96	S96-946	Fat axillary	1									
1/24/96	S96-946	Fat breast	2									
1/17/96	S96-998	Fat axillary	1									
1/17/96	S96-998	Fat breast and	2									
1/18/96	S96-1144	Fat breast	1									
1/18/96	S96-1171	Fat breast	2									
1/24/96	S96-1171	Fat breast	1									
1/19/96	S96-1171	Fat breast	2									
1/23/96	S96-1319	Fat breast	1									
1/23/96	S96-1322	Fat breast	1									
1/23/96	S96-1337	Fat breast	1									
1/23/96	S96-1340	Fat breast	1									
1/24/96	S96-1456	Fat breast	1									
1/25/96	S96-1579	Fat breast	1									
1/25/96	S96-1610	Fat breast	1									
1/25/96	S96-1643	Fat breast	1									
1/26/96	S96-1669	Fat breast	1									
1/29/96	S96-1801	Fat breast	1									
1/29/96	S96-1801	Fat breast	2									
1/30/96	S96-1808	Fat breast	1									
1/30/96	S96-1834	Fat axillary	1									
1/30/96	S96-1852	Fat breast	1									

Appendix 2: Tissue Collections

Program for Critical Technologies in Molecular Medicine
 Department of Pathology, Yale University School of Medicine
 Christine L. Howe, Ph.D. (203) 737-4198
 Report Period: 1994-1999

Breast cancer related, PCTBO

Date Frozen	PCTBO #	Tissue type	Fresh Normal	Fresh Tumor	OCT Normal	OCT Tumor	Slide Normal	Slide Tumor	Snap Normal	Snap Tumor	Paraffin Normal	Paraffin Tumor
1/30/96	S96-1881	Fat axillary	1									
1/31/96	S96-1931	Fat axillary	1									
1/31/96	S96-1994	Fat breast	1									
2/5/96	S96-2193	Fat breast	1									
2/5/96	S96-2200	Fat breast	1									
2/5/96	S96-2200	Fat breast	1									
2/9/96	S96-2200	Fat breast	1									
2/5/96	S96-2222	Fat breast	1									
2/5/96	S96-2222	Fat breast		1								
2/5/96	S96-2281	Fat breast	1									
2/5/96	S96-2281	Fat breast	1									
2/5/96	S96-2281	Fat breast		1								
2/7/96	S96-2404	Fat breast	1									
2/7/96	S96-2404	Fat axillary		2								
2/7/96	S96-2404	Fat breast		1								
2/7/96	S96-2418	Fat breast	1									
2/7/96	S96-2418	Fat breast		3								
2/8/96	S96-2508	Fat breast	1									
2/8/96	S96-2508	Fat breast		1								
2/8/96	S96-2531	Fat breast	1									
2/9/96	S96-2585	Fat breast	1									
2/9/96	S96-2595	Fat breast	1									
2/9/96	S96-2595	Fat breast		1								
2/9/96	S96-2596	Fat breast	1									
2/9/96	S96-2603	Fat breast		1								
2/9/96	S96-2612	Fat breast		2								
2/9/96	S96-2612	Fat breast		1								
2/9/96	S96-2626	Fat breast		2								
2/9/96	S96-2634	Fat breast		1								
2/12/96	S96-2704	Fat breast		1								
2/12/96	S96-2708	Fat breast		1								
2/12/96	S96-2708	Fat breast		1								
2/12/96	S96-2709	Fat breast		1								
2/12/96	S96-2711	Fat breast		1								
2/13/96	S96-2786	Fat breast		2								
2/22/96	S96-2917	Fat breast		3								
2/15/96	S96-2970	Fat breast		1								
2/16/96	S96-3038	Fat breast		1								
2/22/96	S96-3052	Fat breast		1								
2/16/96	S96-3052	Fat breast		1								
3/5/96	S96-3111	Fat breast	1									
2/19/96	S96-3111	Fat breast		1								
2/19/96	S96-3130	Fat breast	3									
3/5/96	S96-3130	Fat axillary	1									
2/19/96	S96-3130	Fat breast		1								

Appendix 2: Tissue Collections

Program for Critical Technologies in Molecular Medicine
 Department of Pathology, Yale University School of Medicine

Christine L. Howe, Ph.D. (203) 737-4198

Report Period: 1994-1999

Breast cancer related, PCTBO

Date Frozen	PCTBO #	Tissue type	Fresh Normal	Fresh Tumor	OCT Normal	OCT Tumor	Slide Normal	Slide Tumor	Snap Normal	Snap Tumor	Paraffin Normal	Paraffin Tumor
2/19/96	S96-3130	Fat breast		1								
2/19/96	S96-3131	Fat breast	3									
2/19/96	S96-3131	Fat breast		1								
2/22/96	S96-3158	Fat breast		1								
2/19/96	S96-3158	Fat breast		1								
2/12/96	S96-3158	Fat breast		3								
2/20/96	S96-3227	Fat breast		1								
2/20/96	S96-3253	Fat breast	2									
2/20/96	S96-3253	Fat breast	1									
2/20/96	S96-3253	Fat breast		2								
2/21/96	S96-3302	Fat breast	2									
3/5/96	S96-3302	Fat axillary	1									
2/21/96	S96-3302	Fat breast		1								
2/21/96	S96-3302	Fat axillary		1								
2/28/96	S96-3344	Fat breast	3									
2/21/96	S96-3344	Fat breast		1								
2/22/96	S96-3412	Fat breast	1									
2/22/96	S96-3412	Fat breast		1								
2/22/96	S96-3414	Fat breast	1									
2/22/96	S96-3414	Fat axillary	1									
2/22/96	S96-3414	Fat breast		1								
3/5/96	S96-3428	Fat breast	1									
2/22/96	S96-3428	Fat breast	1									
2/23/96	S96-3484	Fat breast		1								
2/23/96	S96-3485	Fat breast		1								
2/23/96	S96-3503	Fat breast		1								
2/23/96	S96-3524	Fat breast		1								
3/5/96	S96-3591	Fat breast	2									
2/26/96	S96-3591	Fat breast		1								
2/26/96	S96-3612	Fat axillary	1									
2/26/96	S96-3624	Fat breast										
2/26/96	S96-3627	Fat breast										
2/27/96	S96-3684	Fat breast										
2/27/96	S96-3704	Fat breast										
2/28/96	S96-3765	Fat breast										
3/5/96	S96-3765	Fat breast	1									
2/29/96	S96-3872	Fat breast	1									
3/1/96	S96-3917	Fat breast	1									
3/1/96	S96-3917	Fat axillary	1									
3/1/96	S96-3969	Fat breast	3									
3/1/96	S96-3969	Fat breast	1									
3/1/96	S96-3969	Fat breast	2									
3/1/96	S96-3996	Fat breast	1									
3/4/96	S96-4074	Fat breast										
3/4/96	S96-4093	Fat breast										

Appendix 2: Tissue Collections

Program for Critical Technologies in Molecular Medicine
 Department of Pathology, Yale University School of Medicine
 Christine L. Howe, Ph.D. (203) 737-4198
 Report Period: 1994-1999

Breast cancer related, PCTBO

Date Frozen	PCTBO #	Tissue type	Fresh Normal	Fresh Tumor	OCT Normal	OCT Tumor	Slide Normal	Slide Tumor	Snap Normal	Snap Tumor	Paraffin Normal	Paraffin Tumor
3/4/96	S96-4093	Fat breast										
3/4/96	S96-4093	Fat breast	3									
3/4/96	S96-4095	Fat breast										
3/4/96	S96-4104	Fat breast										
3/5/96	S96-4176	Fat breast										
3/5/96	S96-4179	Fat axillary										
3/5/96	S96-4179	Fat breast	1									
3/5/96	S96-4179	Fat breast	1									
3/5/96	S96-4179	Fat axillary	1									
3/6/96	S96-4304	Fat axillary	1									
3/6/96	S96-4304	Fat breast	1									
3/6/96	S96-4306	Fat breast										
3/6/96	S96-4306	Fat breast	3									
3/7/96	S96-4396	Fat breast										
3/8/96	S96-4410	Fat breast										
3/8/96	S96-4410	Fat breast	2									
3/8/96	S96-4410	Fat axillary	1									
3/8/96	S96-4432	Fat breast										
3/8/96	S96-4443	Fat breast										
3/8/96	S96-4473	Fat breast										
3/11/96	S96-4589	Fat breast	3									
3/12/96	S96-4619	Fat breast										
3/20/96	S96-4629	Fat breast	1									
3/13/96	S96-4725	Fat breast										
3/20/96	S96-4818	Fat breast	1									
3/15/96	S96-4873	Fat breast										
3/15/96	S96-4873	Fat breast	1									
3/15/96	S96-4897	Fat breast										
3/15/96	S96-4897	Fat breast	3									
3/21/96	S96-4898	Fat breast	2									
4/22/96	S96-4899	Fat breast		1								
3/15/96	S96-4901	Fat breast										
3/21/96	S96-4925	Fat breast	2									
3/18/96	S96-4989	Fat breast										
3/18/96	S96-4989	Fat breast										
3/18/96	S96-5010	Fat breast										
3/18/96	S96-5010	Fat breast	1									
3/18/96	S96-5059	Fat breast										
3/18/96	S96-5059	Fat breast										
3/19/96	S96-5078	Fat breast										
3/20/96	S96-5078	Fat breast	1									
3/19/96	S96-5078	Fat breast	3									
3/19/96	S96-5081	Fat breast										
3/19/96	S96-5081	Fat breast	3									
3/19/96	S96-5085	Fat breast	1									

Appendix 2: Tissue Collections

Program for Critical Technologies in Molecular Medicine
 Department of Pathology, Yale University School of Medicine
 Christine L. Howe, Ph.D. (203) 737-4198
 Report Period: 1994-1999

Breast cancer related, PCTBO

Date Frozen	PCTBO #	Tissue type	Fresh Normal	Fresh Tumor	OCT Normal	OCT Tumor	Slide Normal	Slide Tumor	Snap Normal	Snap Tumor	Paraffin Normal	Paraffin Tumor
3/19/96	S96-5100	Fat breast	1									
3/20/96	S96-5210	Fat breast										
3/21/96	S96-5244	Fat breast										
3/21/96	S96-5244	Fat breast	1									
3/25/96	S96-5266	Fat breast	1									
3/21/96	S96-5269	Fat axillary										
3/22/96	S96-5368	Fat breast	1									
3/22/96	S96-5368	Fat breast	1									
3/25/96	S96-5404	Fat breast										
3/25/96	S96-5404	Fat breast										
3/25/96	S96-5404	Fat axillary	1									
3/25/96	S96-5404	Fat breast	2									
3/25/96	S96-5452	Fat breast										
3/25/96	S96-5457	Fat axillary										
3/25/96	S96-5491	Fat breast	1									
3/25/96	S96-5508	Fat breast	1									
3/25/96	S96-5516	Fat breast	2									
3/26/96	S96-5545	Fat breast										
3/28/96	S96-5683	Fat breast										
3/28/96	S96-5755	Fat breast	1									
3/29/96	S96-5804	Fat breast										
4/1/96	S96-5911	Fat axillary										
4/1/96	S96-5919	Fat breast										
4/3/96	S96-6092	Fat breast										
4/3/96	S96-6109	Fat breast										
4/4/96	S96-6178	Fat breast										
4/8/96	S96-6251	Fat breast		3								
4/16/96	S96-6257	Fat breast		2								
4/8/96	S96-6282	Fat breast										
4/8/96	S96-6319	Fat breast										
4/9/96	S96-6395	Fat breast										
4/9/96	S96-6416	Fat breast		2								
4/9/96	S96-6417	Fat breast		1								
4/9/96	S96-6424	Fat breast										
4/10/96	S96-6451	Fat breast										
4/10/96	S96-6481	Fat breast										
4/10/96	S96-6505	Fat breast		3								
4/16/96	S96-6848	Fat breast		1								
4/16/96	S96-6848	Fat breast		3								
4/17/96	S96-6954	Fat breast		1								
4/18/96	S96-7051	Fat breast		1								
4/18/96	S96-7051	Fat breast		3								
4/19/96	S96-7151	Fat breast		1								
4/19/96	S96-7183	Fat breast		1								
4/19/96	S96-7230	Fat breast		1								

Appendix 2: Tissue Collections

Program for Critical Technologies in Molecular Medicine
 Department of Pathology, Yale University School of Medicine
 Christine L. Howe, Ph.D. (203) 737-4198
 Report Period: 1994-1999

Breast cancer related, PCTBO

Date Frozen	PCTBO #	Tissue type	Fresh Normal	Fresh Tumor	OCT Normal	OCT Tumor	Slide Normal	Slide Tumor	Snap Normal	Snap Tumor	Paraffin Normal	Paraffin Tumor
4/19/96	S96-7230	Fat breast		3								
4/22/96	S96-7256	Fat breast		1								
4/22/96	S96-7256	Fat breast		1								
4/22/96	S96-7291	Fat breast		1								
4/22/96	S96-7292	Fat breast		1								
4/22/96	S96-7316	Fat breast		1								
4/22/96	S96-7330	Fat breast		1								
4/22/96	S96-7330	Fat breast		2								
4/23/96	S96-7331	Fat breast		1								
4/22/96	S96-7331	Fat breast		2								
4/22/96	S96-7343	Fat breast		3								
4/22/96	S96-7351	Fat breast		3								
4/23/96	S96-7376	Fat breast		1								
5/2/96	S96-7376	Fat breast		3								
4/24/96	S96-7457	Fat breast		1								
5/3/96	S96-7457	Fat breast		2								
4/29/96	S96-7787	Fat breast		1								
5/3/96	S96-7787	Fat breast		3								
4/29/96	S96-7790	Fat breast		1								
4/30/96	S96-7847	Fat breast		1								
4/30/96	S96-7903	Fat breast		1								
4/30/96	S96-7903	Fat breast		1								
4/30/96	S96-7910	Fat breast		1								
5/1/96	S96-7968	Fat breast		1								
5/8/96	S96-7968	Fat breast		3								
5/1/96	S96-7994	Fat breast		1								
5/8/96	S96-8023	Fat breast		2								
5/2/96	S96-8045	Fat breast		1								
5/2/96	S96-8045	Fat breast		3								
5/2/96	S96-8073	Fat breast		1								
5/8/96	S96-8121	Fat breast		1								
5/14/96	S96-8213	Fat breast		1								
5/3/96	S96-8220	Fat breast		1								
5/3/96	S96-8220	Fat breast		1								
5/6/96	S96-8236	Fat breast		1								
5/6/96	S96-8236	Fat breast		1								
5/6/96	S96-8272	Fat breast		1								
5/6/96	S96-8293	Fat breast		1								
5/6/96	S96-8293	Fat breast		1								
5/7/96	S96-8393	Fat breast		1								
5/7/96	S96-8393	Fat breast		1								
5/7/96	S96-8399	Fat breast		3								
5/8/96	S96-8467	Fat breast		3								
5/8/96	S96-8486	Fat breast		1								
5/9/96	S96-8619	Fat breast		1								

Appendix 2: Tissue Collections

Program for Critical Technologies in Molecular Medicine
 Department of Pathology, Yale University School of Medicine
 Christine L. Howe, Ph.D. (203) 737-4198
 Report Period: 1994-1999

Breast cancer related, PCTBO

Date Frozen	PCTBO #	Tissue type	Fresh Normal	Fresh Tumor	OCT Normal	OCT Tumor	Slide Normal	Slide Tumor	Snap Normal	Snap Tumor	Paraffin Normal	Paraffin Tumor
5/10/96	S96-8655	Fat breast		1								
5/10/96	S96-8664	Fat breast		1								
5/10/96	S96-8668	Fat breast		1								
5/13/96	S96-8797	Fat breast		1								
5/13/96	S96-8800	Fat breast		1								
5/14/96	S96-8882	Fat breast		1								
5/14/96	S96-8884	Fat breast		1								
5/14/96	S96-8909	Fat breast		1								
5/14/96	S96-8913	Fat breast		1								
5/14/96	S96-8916	Fat breast		1								
5/14/96	S96-8921	Fat breast		1								
5/14/96	S96-8937	Fat breast		1								
5/15/96	S96-8961	Fat breast		1								
5/16/96	S96-9109	Fat breast		1								
5/17/96	S96-9156	Fat breast		1								
5/17/96	S96-9159	Fat breast		1								
5/17/96	S96-9194	Fat breast		1								
5/20/96	S96-9247	Fat breast		1								
5/20/96	S96-9266	Fat breast		1								
5/20/96	S96-9270	Fat breast		1								
5/20/96	S96-9292	Fat breast		1								
5/21/96	S96-9385	Fat breast		3								
5/21/96	S96-9388	Fat breast		1								
5/22/96	S96-9425	Fat breast		2								
5/22/96	S96-9466	Fat breast		1								
5/24/96	S96-9563	Fat breast		1								
5/23/96	S96-9563	Fat breast		1								
5/24/96	S96-9568	Fat breast		1								
5/24/96	S96-9586	Fat breast		1								
5/24/96	S96-9587	Fat breast		1								
5/24/96	S96-9620	Fat axillary		1								
5/28/96	S96-9683	Fat breast		1								
5/28/96	S96-9687	Fat breast		1								
5/28/96	S96-9721	Fat breast		1								
5/28/96	S96-9733	Fat breast		1								
5/28/96	S96-9733	Fat breast		1								
5/30/96	S96-9882	Fat breast		1								
5/31/96	S96-9882	Fat breast		1								
5/30/96	S96-9885	Fat breast		1								
5/31/96	S96-9955	Fat breast		1								
5/31/96	S96-10007	Fat breast		1								
5/31/96	S96-10022	Fat breast		1								
5/31/96	S96-10025	Fat breast		1								
6/3/96	S96-10088	Fat breast		1								
6/3/96	S96-10119	Fat breast		1								

Appendix 2: Tissue Collections

Program for Critical Technologies in Molecular Medicine
 Department of Pathology, Yale University School of Medicine
 Christine L. Howe, Ph.D. (203) 737-4198
 Report Period: 1994-1999

Breast cancer related, PCTBO

Date Frozen	PCTBO #	Tissue type	Fresh Normal	Fresh Tumor	OCT Normal	OCT Tumor	Slide Normal	Slide Tumor	Snap Normal	Snap Tumor	Paraffin Normal	Paraffin Tumor
6/3/96	S96-10125	Fat breast		3								
6/3/96	S96-10146	Fat breast		1								
6/4/96	S96-10197	Fat breast		1								
6/4/96	S96-10225	Fat breast		1								
6/5/96	S96-10337	Fat breast		1								
6/5/96	S96-10389	Fat breast		1								
6/6/96	S96-10415	Fat breast		1								
6/6/96	S96-10433	Fat breast		1								
6/6/96	S96-10440	Fat breast		1								
6/20/96	S96-10440	Fat breast		1								
6/7/96	S96-10485	Fat breast		1								
6/7/96	S96-10503	Fat breast		1								
6/7/96	S96-10503	Fat breast		1								
6/7/96	S96-10517	Fat breast		1								
6/7/96	S96-10518	Fat breast		1								
6/7/96	S96-10541	Fat breast		1								
6/7/96	S96-10547	Fat breast		1								
6/20/96	S96-10559	Fat breast		1								
6/10/96	S96-10626	Fat breast		1								
6/10/96	S96-10626	Fat breast		1								
6/10/96	S96-10630	Fat breast		1								
6/11/96	S96-10699	Fat breast		1								
6/11/96	S96-10704	Fat breast		1								
6/11/96	S96-10715	Fat breast		1								
6/11/96	S96-10746	Fat breast		1								
6/20/96	S96-10746	Fat breast		1								
6/12/96	S96-10799	Fat breast		1								
6/12/96	S96-10821	Fat breast		1								
6/14/96	S96-10950	Fat breast		1								
6/20/96	S96-10950	Fat breast		1								
6/14/96	S96-10954	Fat breast		1								
6/14/96	S96-10998	Fat breast		1								
6/14/96	S96-10999	Fat breast		1								
6/14/96	S96-11016	Fat breast		1								
6/20/96	S96-11016	Fat breast		1								
6/18/96	S96-11078	Fat breast		1								
6/17/96	S96-11080	Fat breast		1								
6/18/96	S96-11129	Fat breast		2								
6/19/96	S96-11174	Fat breast		2								
6/18/96	S96-11174	Fat breast	1									
6/19/96	S96-11204	Fat breast		2								
6/19/96	S96-11227	Fat breast		2								
6/26/96	S96-11244	Fat breast		2								
6/18/96	S96-11250	Fat breast		1								
6/20/96	S96-11412	Fat breast		1								

Appendix 2: Tissue Collections

Program for Critical Technologies in Molecular Medicine
 Department of Pathology, Yale University School of Medicine
 Christine L. Howe, Ph.D. (203) 737-4198
 Report Period: 1994-1999

Breast cancer related, PCTBO

Date Frozen	PCTBO #	Tissue type	Fresh Normal	Fresh Tumor	OCT Normal	OCT Tumor	Slide Normal	Slide Tumor	Snap Normal	Snap Tumor	Paraffin Normal	Paraffin Tumor
6/21/96	S96-11434	Fat breast		1								
6/21/96	S96-11434	Fat breast		1								
6/24/96	S96-11532	Fat breast		3								
6/25/96	S96-11532	Fat breast		1								
6/25/96	S96-11532	Fat breast		1								
6/25/96	S96-11566	Fat breast		3								
6/26/96	S96-11583	Fat breast		4								
6/25/96	S96-11620	Fat breast		2								
6/25/96	S96-11631	Fat breast		1								
6/26/96	S96-11690	Fat breast		1								
7/1/96	S96-11971	Fat breast		1								
7/1/96	S96-11971	Fat breast		1								
7/1/96	S96-11983	Fat breast		1								
7/1/96	S96-11984	Fat breast		7								
7/2/96	S96-12084	Fat breast		1								
7/11/96	S96-12529	Fat breast		1								
12/4/96	S96-22485	Fat breast									1	1
7/7/97	S97-13485	Fat breast	1									
7/16/97	S97-14196	Fat axillary	1									
6/16/98	S98-12867	Fat breast	2									
10/28/98	S98-12898	Fat breast										
6/26/98	S98-13785	Fat breast	2									
9/22/98	S98-20749	Fat breast	1									
FAT 1260			1487	274	48	3			1		1	1
7/1/94	S94-11331	Lymph node axillary			2	2						
9/13/94	S94-15729	Lymph node axillary			1							
10/17/94	S94-17841	Lymph node axillary				4						
10/27/94	S94-18463	Lymph node axillary				6						
11/3/94	S94-19014	Lymph node axillary			1							
11/3/94	S94-19014	Lymph node axillary			1	1						
11/23/94	S94-20331	Lymph node axillary			1							
12/15/94	S94-21736	Lymph node axillary			1							
12/19/94	S94-21866	Lymph node axillary				1						
2/20/95	S95-3171	Lymph node axillary		1	2	2				1		
7/3/95	S95-11881	Lymph node axillary				2						
11/16/95	S95-20507	Lymph node axillary				1						
1/18/96	S96-946	Lymph node axillary									1	1
1/18/96	S96-1080	Lymph node axillary				2						
3/12/96	S96-4391	Lymph node axillary				23						
4/1/96	S96-5911	Lymph node axillary			1	1						
4/3/96	S96-5911	Lymph node axillary									2	3
4/3/96	S96-6029	Lymph node axillary										1
4/24/96	S96-7498	Lymph node axillary				4						
5/1/96	S96-7994	Lymph node axillary			2	2						
5/24/96	S96-9620	Lymph node axillary		2								

Appendix 2: Tissue Collections

Program for Critical Technologies in Molecular Medicine
 Department of Pathology, Yale University School of Medicine
 Christine L. Howe, Ph.D. (203) 737-4198
 Report Period: 1994-1999

Breast cancer related, PCTBO

Date Frozen	PCTBO #	Tissue type	Fresh Normal	Fresh Tumor	OCT Normal	OCT Tumor	Slide Normal	Slide Tumor	Snap Normal	Snap Tumor	Paraffin Normal	Paraffin Tumor
8/21/96	S96-15332	Lymph node axillary				1						
8/21/96	S96-15332	Lymph node axillary				1						
10/11/96	S96-18692	Lymph node axillary				1						
10/11/96	S96-18692	Lymph node axillary				1						
10/11/96	S96-18692	Lymph node axillary				1						
10/21/96	S96-19288	Lymph node axillary				1						
10/21/96	S96-19288	Lymph node axillary				1						
10/25/96	S96-19695	Lymph node axillary				2						
10/25/96	S96-19695	Lymph node axillary			1							
11/7/96	S96-20568	Lymph node axillary				1						
11/22/96	S96-21765	Lymph node axillary				1						
11/26/96	S96-21975	Lymph node axillary										
12/10/96	S96-22853	Lymph node axillary			1							
12/18/96	S96-23543	Lymph node axillary			1							
12/20/96	S96-23652	Lymph node axillary				1						
11/26/96	S96-23652	Lymph node axillary				1						
12/20/96	S96-23652	Lymph node axillary			1							
12/20/96	S96-23652	Lymph node axillary			1							
2/13/97	S97-3082	Lymph node axillary			3	7					1	1
3/3/97	S97-4327	Lymph node axillary				1						
3/11/97	S97-4896	Lymph node axillary				1						
5/6/97	S97-8901	Lymph node axillary				1						
8/6/97	S97-10916	Lymph node axillary			1							
6/3/97	S97-10920	Lymph node axillary				1						
6/5/97	S97-11135	Lymph node axillary			1							
7/3/97	S97-13344	Lymph node axillary				2						
7/21/97	S97-14518	Lymph node axillary				1				1		
7/21/97	S97-14518	Lymph node axillary			2							
7/31/97	S97-15413	Lymph node axillary			1							
7/4/97	S97-15545	Lymph node axillary				1						
8/20/97	S97-16804	Lymph node axillary				1						
8/25/97	S97-17054	Lymph node axillary				1						
9/12/97	S97-18432	Lymph node axillary				1						
10/24/97	S97-21634	Lymph node axillary				1						
12/2/97	S97-24538	Lymph node axillary				1						
1/27/98	S98-1933	Lymph node axillary				1						
2/11/98	S98-3208	Lymph node axillary				1						
2/28/98	S98-3882	Lymph node axillary				1						
2/25/98	S98-4234	Lymph node axillary				1						
3/6/98	S98-5052	Lymph node axillary							1	1		
3/6/98	S98-5052	Lymph node axillary				2						
3/13/98	S98-5657	Lymph node axillary				1						
3/20/98	S98-6114	Lymph node axillary				1						
4/22/98	S98-8599	Lymph node axillary				1						1
4/22/98	S98-8599	Lymph node axillary				1						

Appendix 2: Tissue Collections

Program for Critical Technologies in Molecular Medicine
 Department of Pathology, Yale University School of Medicine
 Christine L. Howe, Ph.D. (203) 737-4198
 Report Period: 1994-1999

Breast cancer related, PCTBO

Date Frozen	PCTBO #	Tissue type	Fresh Normal	Fresh Tumor	OCT Normal	OCT Tumor	Slide Normal	Slide Tumor	Snap Normal	Snap Tumor	Paraffin Normal	Paraffin Tumor
4/24/98	S98-8763	Lymph node axillary						8				
4/24/98	S98-8763	Lymph node axillary						15				
4/24/98	S98-8763	Lymph node axillary				1						
4/28/98	S98-9049	Lymph node axillary				1						
5/1/98	S98-9373	Lymph node axillary				1						
5/13/98	S98-10220	Lymph node axillary				1						
6/1/98	S98-11588	Lymph node axillary				1						
6/1/98	S98-11588	Lymph node axillary				1						
6/2/98	S98-11714	Lymph node axillary				1						
6/8/98	S98-12145	Lymph node axillary				1						
6/8/98	S98-12145	Lymph node axillary				1						
6/8/98	S98-12145	Lymph node axillary			3							
6/9/98	S98-12297	Lymph node axillary								1		
7/6/98	S98-14390	Lymph node axillary				1						
7/21/98	S98-15617	Lymph node axillary		7								
7/23/98	S98-15874	Lymph node axillary		7								
9/29/98	S98-21281	Lymph node axillary								1		
10/6/98	S98-21876	Lymph node axillary				1						
10/12/98	S98-22354	Lymph node sentinel,	6									
10/20/98	S98-23755	Lymph node axillary				1						
11/12/98	S98-25083	Lymph node axillary						7				
11/13/98	S98-25265	Lymph node axillary				1						
11/27/98	S98-26319	Lymph node axillary				1						
12/1/98	S98-26575	Lymph node axillary				2		7				
12/18/98	S98-28159	Lymph node axillary						2				2
12/18/98	S98-28159	Lymph node axillary				1						
1/20/99	S99-1536	Lymph node axillary				1						
1/21/99	S99-1617	Lymph node axillary				1						
2/11/99	S99-3529	Lymph node axillary				1						
2/18/99	S99-4100	Lymph node axillary				1						
2/18/99	S99-4100	Lymph node axillary				1						
LYMPH NODE			97	6	17	28	115	39	1	5	4	9
7/15/94	S94-12104	Skin breast	1		1							
7/22/94	S94-12603	Skin breast			1							
8/11/94	S94-13831	Skin breast	1									
8/31/94	S94-15063	Skin breast	1									
9/2/94	S94-15249	Skin breast										
9/8/94	S94-15442	Skin breast	2									
9/8/94	S94-15442	Skin breast	2									
10/14/94	S94-17745	Skin breast	1									
11/11/94	S94-19538	Skin breast	1									
2/2/95	S95-2015	Skin breast	2									
3/13/95	S95-2691	Skin breast	2									
2/15/95	S95-2897	Skin breast			1							
2/24/95	S95-3320	Skin breast			2							

Appendix 2: Tissue Collections

Program for Critical Technologies in Molecular Medicine
 Department of Pathology, Yale University School of Medicine

Christine L. Howe, Ph.D. (203) 737-4198

Report Period: 1994-1999

Breast cancer related, PCTBO

Date Frozen	PCTBO #	Tissue type	Fresh Normal	Fresh Tumor	OCT Normal	OCT Tumor	Slide Normal	Slide Tumor	Snap Normal	Snap Tumor	Paraffin Normal	Paraffin Tumor
2/22/95	S95-3320	Skin breast			2							
2/24/95	S95-3456	Skin breast	2									
2/28/95	S95-3598	Skin breast	1									
3/17/95	S95-4857	Skin breast	2									
3/29/95	S95-5257	Skin breast									2	
4/24/95	S95-7192	Skin breast	1									
5/10/95	S95-8338	Skin breast	1									
5/17/95	S95-8820	Skin breast			1							
5/31/95	S95-9681	Skin breast	1									
6/6/95	S95-10126	Skin breast	2									
6/8/95	S95-10286	Skin breast	1									
7/18/95	S95-12647	Skin breast	1									
8/16/95	S95-14608	Skin breast	1									
9/12/95	S95-16182	Skin breast	2									
9/15/95	S95-16493	Skin breast	2									
10/28/95	S95-18815	Skin breast	2									
10/27/95	S95-19126	Skin breast	2									
11/3/95	S95-19566	Skin breast	1									
11/7/95	S95-19798	Skin breast	2									
11/7/95	S95-19798	Skin breast	1									
11/10/95	S95-20041	Skin breast	2									
11/10/95	S95-20041	Skin breast	1									
11/13/95	S95-20150	Skin breast	2									
11/14/95	S95-20259	Skin breast	2									
12/4/95	S95-21538	Skin breast	1									
1/4/96	S96-167	Skin breast			1						1	1
1/24/96	S96-946	Skin breast	1								1	
2/16/96	S96-3061	Skin breast	2									
2/20/96	S96-3253	Skin breast			5							
3/1/96	S96-3969	Skin breast	1									
3/15/96	S96-4897	Skin breast	1									
3/27/96	S96-5639	Skin breast	2									
4/19/96	S96-7230	Skin from breast	1									
5/3/96	S96-8159	Skin breast	1									
6/21/96	S96-11433	Skin breast	1									
8/15/96	S96-14933	Skin breast			1				1			
8/16/96	S96-15066	Skin breast	1									
9/13/96	S96-16829	Skin breast	1									
10/23/96	S96-19542	Skin breast			1							
10/24/96	S96-19669	Skin breast	2									
10/28/96	S96-19833	Skin breast	2									
1/7/97	S97-234	Skin breast	2									
1/30/97	S97-2034	Skin breast	1									
2/10/97	S97-2846	Skin breast	2									
2/17/97	S97-3298	Skin breast							2			

Appendix 2: Tissue Collections

Program for Critical Technologies in Molecular Medicine
 Department of Pathology, Yale University School of Medicine
 Christine L. Howe, Ph.D. (203) 737-4198
 Report Period: 1994-1999

Breast cancer related, PCTBO

Date Frozen	PCTBO #	Tissue type	Fresh Normal	Fresh Tumor	OCT Normal	OCT Tumor	Slide Normal	Slide Tumor	Snap Normal	Snap Tumor	Paraffin Normal	Paraffin Tumor	
4/4/97	S97-6632	Skin breast	2										
4/11/97	S97-7207	Skin breast	1										
4/11/97	S97-7207	Skin breast	1										
4/24/97	S97-8083	Skin breast	2										
6/11/97	S97-11532	Skin breast	1										
7/9/97	S97-13701	Skin breast	2										
8/28/97	S97-17358	Skin breast	2										
9/2/97	S97-17543	Skin breast	2										
9/17/97	S97-18712	Skin breast				1			1		1		
10/31/97	S97-22206	Skin breast	2										
11/10/97	S97-22844	Skin breast											
3/9/98	S98-5134	Skin breast	2										
3/13/98	S98-5644	Skin breast	2										
3/31/98	S98-6899	Skin breast	1										
4/21/98	S98-8525	Skin breast	2										
4/29/98	S98-9215	Skin breast	2										
6/11/98	S98-12552	Skin breast	1										
6/17/98	S98-13020	Skin breast	2										
6/26/98	S98-13785	Skin breast	1										
6/29/98	S98-13965	Skin breast	2										
11/16/98	S98-25352	Skin breast	1										
12/14/98	S98-27687	Skin breast	2										
3/11/99	S99-5924	Skin breast	2										
3/31/99	S99-7614	Skin breast	1										
4/14/99	S99-8752	Skin breast				2							
4/20/99	S99-9243	Skin breast	2			2							
4/22/99	S99-9518	Skin breast	1										
5/3/99	S99-10360	Skin breast	1										
	SKIN	86	107	20	1				4		5	1	
TOTALS:			2275	1716	489	724	854	7	5756	111	118	126	151

Appendix 3: Tissue Distribution

Report Period: 1994-1999

Breast related samples, PCTBO

				Non-frozen		OCT Frozen		Snap Frozen		Slides	
				N	T	N	T	N	T	N	T
		Accession #	Dist. Date								
ARIYAN, STEPHEN											
Lymph node	axillary	S98-12145	8/25/98			3					
Lymph node	axillary	S98-14390	7/6/98				1				
Lymph node	sentinel,	S98-21613	10/2/98		4						
Lymph node	3 Cases	8 Wholes	Sect	4	3	1					
Total for PI	3 Cases	8 Wholes	Sect	4	3	1					
BADVE, SUNIL											
Breast		S98-23037	10/20/98	4		4					
Breast		S98-25933	11/23/98	4							
Breast		S98-26575	12/1/98	4		4					
Breast		S99-379	1/7/99	4		4		4			
Breast		S99-1535	1/20/99	4		4					
Breast		S99-1535	1/20/99	4							
Breast		S99-1976	1/26/99			4		4		4	
Breast		S99-4541	2/24/99	4		4					
Breast		S99-4541	2/24/99	4							
Breast	9 Cases	64 Wholes	4 Sect	32	24	8				4	
Total for PI	9 Cases	64 Wholes	4 Sect	32	24	8				4	
BENDER, JEFF											
Skin	breast	S98-5134	3/9/98	1							
Skin	breast	S98-8525	4/21/98	2							
Skin	2 Cases	3 Wholes	Sect	3							
Total for PI	2 Cases	3 Wholes	Sect	3							
BERLINER, NANCY											
Lymph node	axillary	S96-1080	11/11/96								
Lymph node	1 Cases	0 Wholes	Sect								
Total for PI	1 Cases	0 Wholes	Sect								
BRADSMAN, JANET											
Skin	breast	S96-16829	9/13/96	1							
Skin	1 Cases	1 Wholes	Sect	1							
Total for PI	1 Cases	1 Wholes	Sect	1							
CARTER, DARRYL											
Breast		S94-12603	7/22/94		1						
Breast		S94-12778	7/26/94		1						

Appendix 3: Tissue Distribution

Report Period: 1994-1999

Breast related samples, PCTBO

				Non-frozen		OCT Frozen		Snap Frozen		Slides	
				N	T	N	T	N	T	N	T
				Accession #		Dist. Date					
Breast				S94-13117	8/1/94	1					
Breast				S94-17822	10/17/94		1				
Breast				S94-18677	10/31/94	1					
Breast				S94-18988	11/3/94	1					
Breast				S94-21791	12/16/94		1				
Breast				S95-876	1/17/95		1				
Breast				S95-3551	2/27/95	1					
Breast				S95-6255	4/10/95		1				
Breast				S95-9729	5/31/95		1				
Breast	11 Cases	11 Wholes	Sect			4	7				
Lymph node	axillary			S95-3171	2/20/95		1				
Lymph node	1 Cases	1 Wholes	Sect				1				
Total for PI	12 Cases	12 Wholes	Sect			4	8				
COSTA, JOSÉ											
Breast	masectomy			S95-13293	7/27/95		1	1			
Breast				S95-15789	9/5/95						
Breast	2 Cases	2 Wholes	Sect			1	1				
Total for PI	2 Cases	2 Wholes	Sect			1	1				
CROTTY, PAUL											
Breast				S96-8045	5/29/96		1	1			
Breast				S96-9882	6/4/96		1	1			
Breast				S96-10119	6/3/96				1	1	
Breast				S96-10541	6/7/96				1	1	
Breast				S96-10799	6/12/96				1	1	
Breast				S96-11690	6/26/97					1	
breast				S96-13104	7/19/96				2	1	
Breast				S96-13116	8/12/96		1				
Breast				S96-13200	7/22/96			1			
Breast				S96-14933	8/15/96				1		
Breast				S97-694	1/20/97				1	1	
Breast				S97-18053	9/9/97	1	1				
Breast	12 Cases	21 Wholes	Sect			1	1	3	3	7	6
Lymph node	axillary			S97-14518	7/21/97						1
Lymph node	axillary			S97-24538	12/2/97				1		
Lymph node	2 Cases	2 Wholes	Sect					1		1	
Total for PI	14 Cases	23 Wholes	Sect			1	1	3	4	7	7
DECAMILLI, PIETRO											

Appendix 3: Tissue Distribution

Report Period: 1994-1999

Breast related samples, PCTBO

	Accession #	Dist. Date	Non-frozen		OCT Frozen		Snap Frozen		Slides	
			N	T	N	T	N	T	N	T
Breast	A97-196	10/15/97			1					
Breast	S95-792	1/24/97				1				
Breast	S95-14172	10/15/97			1					
Breast	S95-15465	10/15/97			1					
Breast	S95-16562	10/15/97			1					
Breast	S95-16934	1/24/97				1				
Breast	S96-280	1/24/97			1					
Breast	S96-1171	10/15/97			1					
Breast	S96-2704	1/24/97			1					
Breast	S96-2709	10/15/97			1					
Breast	S96-5078	10/15/97			1					
Breast	S96-5085	1/24/97				1				
Breast	S96-5683	10/15/97			1					
Breast	S96-7376	10/15/97				1				
Breast	S96-7741	1/24/97				1				
Breast	S96-8966	10/15/97			1					
Breast	S96-9109	1/24/97			1					
Breast	S96-10799	1/24/97				1				
Breast	S96-10950	1/24/97				1				
Breast	S96-11227	10/15/97			1					
Breast	S96-11434	10/15/97			1					
Breast	S96-11690	11/11/97				1				
Breast	S96-12529	10/15/97			1					
Breast	male	S96-13317				1				
Breast		S96-16496				1				
Breast		S96-17383				1				
Breast	modified	S96-17549				1				
Breast	27 Cases	27 Wholes	Sect		15	12				
Total for PI	27 Cases	27 Wholes	Sect		15	12				
DILLON, DEBBIE										
Breast	S98-12871	6/16/98	1	1						
Breast	S98-22422	10/13/98	4		4					
Breast	S99-150	1/5/99	4		4					
Breast	S99-379	1/7/99					2			
Breast	S99-1535	1/20/99	2							
Breast	S99-1535	1/20/99	2							
Breast	S99-1976	1/26/99	2							
Breast	S99-1976	1/26/99	2							
Breast	S99-3287	2/9/99	1							
Breast	S99-3287	2/9/99	1							

Appendix 3: Tissue Distribution

Report Period: 1994-1999

Breast related samples, PCTBO

				Non-frozen		OCT Frozen		Snap Frozen		Slides	
				N	T	N	T	N	T	N	T
Breast		Accession #	Dist. Date	1							
Breast		S99-5924	3/11/99	1							
Breast		S99-5924	3/11/99	1							
Breast		S99-5924	3/12/99	1							
Breast		S99-5924	3/12/99	1		0					
Breast		S99-9008	4/16/99	4		4					
Breast	15 Cases	42 Wholes	Sect	27	1	12		2			
Lymph node	axillary	S94-17841	2/13/97								
Lymph node	1 Cases	0 Wholes	Sect								
Total for PI	16 Cases	42 Wholes	Sect	27	1	12		2			
DOMBI, VERONIKA											
Breast		S96-9882	5/30/96		1	1	1				
Breast		S96-10541	6/7/96		1						
Breast		S96-11690	6/26/97		1						
Breast	3 Cases	5 Wholes	Sect	3		1	1				
Lymph node	axillary	S96-9620	5/24/96		2						
Lymph node	1 Cases	2 Wholes	Sect	2							
Total for PI	4 Cases	7 Wholes	Sect	5		1	1				
DUBROW, ROBERT											
Breast		S95-6255	4/10/95					1	1		
Breast		S95-6658	4/17/95			1	1				
Breast	2 Cases	4 Wholes	Sect			1	1	1	1		
Total for PI	2 Cases	4 Wholes	Sect			1	1	1	1		
GAREN, ALAN											
Breast		S96-167	8/19/96								
Breast		S96-11174	11/6/96								
Breast		S96-16915	11/11/96								
Breast	3 Cases	0 Wholes	40 Sect								
Skin	breast	S96-19542	10/22/96								
Skin	1 Cases	0 Wholes	50 Sect								
Total for PI	4 Cases	0 Wholes	90 Sect								
GOLLERKERI, ASHWIN											
Breast		S98-15036	7/15/98		7						
Breast		S98-15154	7/15/98		7						
Breast		S98-15392	7/17/98		7						
Breast		S98-15404	7/20/98		7						

Appendix 3: Tissue Distribution

Report Period: 1994-1999

Breast related samples, PCTBO

	Accession #	Dist. Date	Non-frozen		OCT Frozen		Snap Frozen		Slides	
			N	T	N	T	N	T	N	T
Breast	S98-15611	7/21/98		7						
Breast	S98-17372	8/11/98		7						
Breast	S98-17412	8/11/98	7							
Breast	S98-18184	8/20/98		7						
Breast	S98-18465	8/25/98		7						
Breast	S98-18465	8/25/98								16
Breast	S98-18621	8/26/98		7						
Breast	S98-20000	9/14/98								7
Breast	S98-20122	9/15/98								7
Breast	S98-20742	9/22/98								7
Breast	S98-20805	9/24/98								7
Breast	S98-20908	9/24/98								7
Breast	upper	S98-21523								7
Breast		S98-22272								7
Breast		S98-22292								7
Breast		S98-22532								7
Breast		S98-23037								7
Breast		S98-24089								7
Breast		S98-25083								7
Breast		S98-26115								7
Breast		S98-26119								7
Breast		S98-27196								7
Breast		S98-27897								8
Breast		S98-28075								7
Breast		S99-150								7
Breast		S99-1459		7						
Breast		S99-1765		7						
Breast		S99-1999								7
Breast		S99-2857								7
Breast		S99-4231								7
Breast		S99-4788								7
Breast		S99-4937								7
Breast		S99-6282								7
Breast		S99-7054								7
Breast		S99-7176								7
Breast	39 Cases	84 Wholes	199 Sect	7	77					199
Lymph node	axillary	S98-15617	7/21/98		7					
Lymph node	axillary	S98-15874	7/23/98		7					
Lymph node	breast	S98-16159	7/27/98		5					
Lymph node	axillary	S98-25083	11/12/98							7
Lymph node	axillary	S98-26575	12/1/98							7

Appendix 3: Tissue Distribution

Report Period: 1994-1999

Breast related samples, PCTBO

	Accession #	Dist. Date	Non-frozen		OCT Frozen		Snap Frozen		Slides	
			N	T	N	T	N	T	N	T
Lymph node	5 Cases	19 Wholes	14	Sect	19					14
Total for PI	44 Cases	103 Wholes	213	Sect	7	96				213
GOMES, FAY										
Breast		S96-15924	8/30/96	1						
Breast	1 Cases	1 Wholes	Sect	1						
Skin	breast	S96-946	1/24/96	1						
Skin	1 Cases	1 Wholes	Sect	1						
Total for PI	2 Cases	2 Wholes	Sect	2						
GUTIERREZ, LINDA										
Breast		S95-4153	3/7/95					1		
Breast		S95-6658	4/17/95			1				
Breast		S95-14612	8/17/95							
Breast	3 Cases	2 Wholes	Sect			1		1		
Skin	breast	S96-19669	10/24/96	1						
Skin	1 Cases	1 Wholes	Sect	1						
Total for PI	4 Cases	3 Wholes	Sect	1		1		1		
HALLABAN,										
Skin	breast	S96-11433	6/21/96	1						
Skin	1 Cases	1 Wholes	Sect	1						
Total for PI	1 Cases	1 Wholes	Sect	1						
HANDSCHUMACHER, ROBERT										
Breast		S94-18677	10/31/94					1	1	
Breast		S94-18988	11/3/94					1	1	
Breast		S94-21791	12/16/94					1	1	
Breast		S95-14209	8/9/95						1	
Breast		S95-16562	9/18/95	1						
Breast		S95-16934	9/22/95					1	1	
Breast		S95-17985	10/10/95					1	1	
Breast		S97-11013	6/4/97						1	
Breast	8 Cases	13 Wholes	Sect	1				5	7	
Fat		S94-14911	8/29/94					1	1	
Fat	1 Cases	2 Wholes	Sect					1	1	
Total for PI	9 Cases	15 Wholes	Sect	1				6	8	

Appendix 3: Tissue Distribution

Report Period: 1994-1999

Breast related samples, PCTBO

				Non-frozen		OCT Frozen		Snap Frozen		Slides	
				N	T	N	T	N	T	N	T
		Accession #	Dist. Date								
HAYSLETT,											
Skin	breast	S94-15063	8/31/94	1							
Skin	breast	S94-15442	9/8/94	1							
Skin	breast	S94-15442	9/8/94	1							
Skin	3 Cases	3 Wholes	Sect	3							
Total for PI	3 Cases	3 Wholes	Sect	3							
HOCHBERG, RICHARD											
Breast	slides	S95-2940	2/16/95								8
Breast	slides	S95-2988	3/8/95								8
Breast	slides	S95-3551	3/8/95								8
Breast	slides	S95-3998	3/8/95								8
Breast	slides	S95-4078	3/8/95								8
Breast	slides	S95-4921	3/21/95								10
Breast	slides	S95-4952	3/21/95								8
Breast	slides	S95-4997	3/22/95								8
Breast	slides	S95-5470	3/31/95								8
Breast	slides	S95-5668	3/31/95								8
Breast	slides	S95-6255	4/13/95								8
Breast	slides	S95-6445	4/13/95								8
Breast	slides	S95-6658	5/1/95								8
Breast	slides	S95-6687	5/1/95								8
Breast	slides	S95-9166	5/25/95								8
Breast	slides	S95-9167	5/25/95								8
Breast	slides	S95-9272	5/25/95								8
Breast	slides	S95-11124	7/8/95								8
Breast	slides	S95-11358	7/8/95								8
Breast	slides	S95-11427	7/8/95								8
Breast	slides	S95-11445	7/8/95								8
Breast	slides	S95-11746	7/8/95								8
Breast	slides	S95-11921	7/8/95								8
Breast	slides	S95-11972	7/8/95								8
Breast	slides	S95-12161	9/5/95								8
Breast	slides	S95-12253	9/5/95								8
Breast	slides	S95-12556	9/5/95								15
Breast	slides	S95-12627	9/5/95								8
Breast	slides	S95-14172	9/5/95								8
Breast	slides	S95-14209	8/9/95								8
Breast	slides	S95-14678	9/5/95								8
Breast	slides	S95-15074	9/5/95								15
Breast	slides	S95-15228	9/5/95								15

Appendix 3: Tissue Distribution

Report Period: 1994-1999

Breast related samples, PCTBO

		Accession #	Dist. Date	Non-frozen		OCT Frozen		Snap Frozen		Slides	
				N	T	N	T	N	T	N	T
Breast	slides	S95-15228	9/5/95							8	
Breast	slides	S95-15854	9/6/95							8	
Breast	slides	S95-16562	9/18/95							8	
Breast	slides	S95-16716	9/19/95							8	
Breast	slides	S95-16934	9/22/95							8	
Breast	slides	S95-17122	12/4/95							8	
Breast	slides	S95-17500	10/20/95							8	
Breast	slides	S95-17513	10/23/95							8	
Breast	slides	S95-18398	10/23/95							8	
Breast	slides	S95-18434	10/23/95							8	
Breast	slides	S95-18603	10/23/95							8	
Breast	slides	S95-18666	10/23/95							8	
Breast	slides	S95-19426	11/10/95							8	
Breast	slides	S95-19643	11/10/95							8	
Breast	slides	S95-19703	11/10/95							8	
Breast	slides	S95-19769	11/10/95							8	
Breast	slides	S95-20259	11/15/95							8	
Breast	slides	S95-20273	11/15/95							8	
Breast	slides	S95-20273	11/14/95							8	
Breast	slides	S95-20362	11/15/95							8	
Breast	slides	S95-20580	12/4/95							8	
Breast	slides	S95-20580	11/17/95							8	
Breast	slides	S95-20952	12/4/95							8	
Breast	slides	S95-20952	11/22/95							8	
Breast	slides	S95-21114	12/4/95							8	
Breast	slides	S95-21114	11/28/95							8	
Breast	slides	S95-21877	12/8/95							8	
Breast	slides	S95-22042	12/11/95							8	
Breast	slides	S95-22067	12/12/95							15	
Breast	slides	S95-22566	12/19/95							8	
Breast	slides	S95-22574	12/19/95							8	
Breast	slides	S95-22577	12/19/95							8	
Breast	slides	S95-22724	1/1/96							5	
Breast	slides	S96-319	1/5/96							8	
Breast	slides	S96-471	1/10/96							8	
Breast	slides	S96-797	1/16/96							8	
Breast	slides	S96-800	1/16/96							8	
Breast	medial	S96-872	1/17/96							8	
Breast	slides	S96-900	1/17/96							8	
Breast	slides	S96-946	1/23/96							8	
Breast	slides	S96-992	1/23/96							8	
Breast	slides	S96-1171	1/23/96							8	

Appendix 3: Tissue Distribution

Report Period: 1994-1999

Breast related samples, PCTBO

		Accession #	Dist. Date	Non-frozen		OCT Frozen		Snap Frozen		Slides	
				N	T	N	T	N	T	N	T
Breast	slides	S96-1319	1/23/96								8
Breast	slides	S96-1340	1/23/96								8
Breast	slides	S96-1610	1/26/96								8
Breast	slides	S96-1643	1/26/96								8
Breast	slides	S96-1808	1/30/96								8
Breast	slides	S96-2038	2/8/96								8
Breast	upper	S96-2281	2/8/96								8
Breast	slides	S96-2538	2/16/96								8
Breast	slides	S96-2595	2/17/96								8
Breast	slides	S96-3130	3/5/96								8
Breast	slides	S96-3344	3/5/96								8
Breast	slides	S96-3765	3/5/96								16
Breast	slides	S96-4093	3/5/96								8
Breast	slides	S96-4095	3/5/96								8
Breast	slides	S96-4104	3/5/96								8
Breast	slides	S96-4410	3/12/96								8
Breast	slides	S96-4443	3/8/96								8
Breast	slides	S96-4873	3/22/96								8
Breast		S96-4914	3/22/96				4				
Breast	slides	S96-4925	3/22/96								16
Breast	slides	S96-5266	3/22/96								8
Breast	slides	S96-5683	4/3/96								8
Breast	slides	S96-5812	4/3/96								8
Breast	slides	S96-6092	4/3/96								8
Breast	slides	S96-6109	4/3/96								8
Breast		S96-6365	4/17/96								8
Breast	slides	S96-6416	4/9/96								8
Breast	slides	S96-7457	4/24/96								8
Breast	slides	S96-7903	4/30/96								8
Breast	slides	S96-8213	5/3/96								8
Breast	slides	S96-8335	5/24/96								8
Breast	slides	S96-8393	5/24/96								8
Breast	slides	S96-8852	5/24/96								8
Breast	slides	S96-9588	5/24/96								8
Breast	slides	S96-9882	6/17/96								8
Breast	slides	S96-10125	6/17/96								8
Breast	slides	S96-10337	6/17/96								8
Breast	slides	S96-10541	6/17/96								8
Breast	slides	S96-10547	6/17/96								8
Breast	slides	S96-10630	6/17/96								8
Breast	slides	S96-10821	6/17/96								8
Breast	slides	S96-10950	6/17/96								8

Appendix 3: Tissue Distribution

Report Period: 1994-1999

Breast related samples, PCTBO

		Accession #	Dist. Date	Non-frozen		OCT Frozen		Snap Frozen		Slides	
				N	T	N	T	N	T	N	T
Breast	slides	S96-10954	6/17/96								8
Breast	slides	S96-11227	6/28/96								8
Breast	slides	S96-11244	6/28/96								8
Breast	slides	S96-11250	6/28/96								8
Breast	slides	S96-11583	6/28/96								8
Breast	slides	S96-11620	6/28/96								8
Breast	slides	S96-11631	6/28/96								8
Breast	slides	S96-11690	6/28/96								8
Breast	slides	S96-13994	8/2/96								4
Breast	slides	S96-14235	8/6/96								4
Breast	slides	S96-14677	8/13/96								8
Breast	slides	S96-14740	8/13/96								8
Breast	slides	S96-15151	8/19/96								8
Breast	slides	S96-15429	8/22/96								16
Breast	slides	S96-16022	9/11/96								8
Breast	slides	S96-16318	9/6/96								
Breast	slides	S96-16688	9/12/96								8
Breast	slides	S96-16915	9/16/96								8
Breast	slides	S96-17111	9/18/96								8
Breast	slides	S96-17478	9/24/96								8
Breast	slides	S96-17549	9/24/96								8
Breast	slides	S96-18669	10/11/96								8
Breast	slides	S96-19220	10/18/96								8
Breast	slides	S96-19355	10/21/96								8
Breast	slides	S96-19386	10/22/96								8
Breast	slides	S96-19428	10/22/96								8
Breast	slides	S96-19436	10/22/96								8
Breast	slides	S96-19542	10/23/96								8
Breast	slides	S96-20019	10/30/96								8
Breast	slides	S96-20090	10/31/96								8
Breast	slides	S96-20282	11/4/96								4
Breast	slides	S96-20663	11/8/96								8
Breast	slides	S96-21002	11/13/96								8
Breast	slides	S96-21790	11/22/96								8
Breast	slides	S96-22622	12/13/96								8
Breast	slides	S96-23952	12/27/96								8
Breast	slides	S97-76	1/20/97								8
Breast	slides	S97-592	1/20/97								8
Breast	slides	S97-975	1/20/97								8
Breast	slides	S97-1834	1/27/97								8
Breast	slides	S97-2402	2/11/97								8
Breast	slides	S97-3524	2/19/97								8

Appendix 3: Tissue Distribution

Report Period: 1994-1999

Breast related samples, PCTBO

	Accession #	Dist. Date	Non-frozen		OCT Frozen		Snap Frozen		Slides	
			N	T	N	T	N	T	N	T
Breast	S97-4099	2/27/97								8
Breast	S97-4438	3/4/97								8
Breast	S97-5224	3/14/97								8
Breast	S97-5237	3/14/97								8
Breast	S97-5828	3/24/97								8
Breast	S97-6318	4/1/97								8
Breast	S97-7472	4/7/98								8
Breast	S97-7957	5/30/97								8
Breast	S97-9451	5/30/97								8
Breast	S97-9456	5/13/97								8
Breast	S97-9732	5/30/97								8
Breast	S97-12022	6/17/97								8
Breast	S97-12063	6/17/97								8
Breast	S97-12930	6/27/97								8
Breast	S97-13104	6/30/97								8
Breast	S97-13124	6/30/97								8
Breast	S97-13275	7/2/97								8
Breast	S97-13661	7/9/97								8
Breast	S97-14012	7/14/97								8
Breast	slides	S97-14061								8
Breast		S97-14149								8
Breast	slides	S97-16601								8
Breast		S97-16744								8
Breast		S97-17031								8
Breast		S97-17041								8
Breast		S97-17313								8
Breast		S97-18774								8
Breast		S97-19109								8
Breast		S97-19141								8
Breast		S97-19222								8
Breast		S97-19412								8
Breast		S97-19666								8
Breast		S97-20120								8
Breast		S97-21418								8
Breast		S97-24608								8
Breast		S97-24608								8
Breast		S97-24977								8
Breast		S97-24991								8
Breast		S97-25291								8
Breast		S97-25291								8
Breast		S97-25311								8
Breast	mass	S97-25311								8

Appendix 3: Tissue Distribution

Report Period: 1994-1999

Breast related samples, PCTBO

	Accession #	Dist. Date	Non-frozen		OCT Frozen		Snap Frozen		Slides	
			N	T	N	T	N	T	N	T
Breast	S97-25790	12/17/97								8
Breast	S97-25790	1/14/98								8
Breast	S97-25937	12/18/97								8
Breast	S97-25937	1/16/98								8
Breast	S97-26159	12/22/97								8
Breast	mass	S97-26159								8
Breast	S98-184	1/14/98								8
Breast	S98-1713	2/6/98								8
Breast	S98-3022	2/10/98								8
Breast	S98-3703	2/18/98								8
Breast	S98-3703	2/18/98								8
Breast	S98-3900	2/20/98								8
Breast	S98-4027	2/23/98								8
Breast	S98-4481	2/27/98								8
Breast	mass	S98-5141								8
Breast	S98-5370	3/18/98								8
Breast	S98-5370	3/11/98								8
Breast	superior	S98-6260								8
Breast	S98-7061	4/6/98								8
Breast	S98-7325	4/6/98								8
Breast	S98-7472	4/7/98								8
Breast	S98-7743	4/9/98								8
Breast	S98-8467	4/21/98								8
Breast	S98-8995	4/28/98								8
Breast	S98-10454	5/15/98								8
Breast	S98-10485	5/15/98								8
Breast	S98-10939	5/21/98								8
Breast	S98-13103	6/18/98								8
Breast	S98-16841	8/4/98								8
Breast	S98-24160	11/6/98								8
Breast	S98-24708	11/6/98								8
Breast	S98-26424	12/9/98								4
Breast	233 Cases	4 Wholes	? Sect			4				?
Fat	breast	S97-13485	7/7/97	1						
Fat	axillary	S97-14196	7/16/97	1						
Fat	2 Cases	2 Wholes	Sect	2						
Lymph node	axillary	S96-4391	3/12/96			8				
Lymph node	axillary	S98-8763	4/24/98							8
Lymph node	2 Cases	8 Wholes	8 Sect			8				8
Total for PI	237 Cases	14 Wholes	1891 Sect	2		12				?

Appendix 3: Tissue Distribution

Report Period: 1994-1999

Breast related samples, PCTBO

	Accession #	Dist. Date	Non-frozen		OCT Frozen		Snap Frozen		Slides	
			N	T	N	T	N	T	N	T
HOWE, CHRISTINE										
Skin	breast	S99-9243		4/20/99						
Skin	1 Cases	Wholes		Sect						
Total for PI	1 Cases	Wholes		Sect						
HSU, FRANK										
Lymph node	axillary	S94-17841		12/1/98		1				
Lymph node	axillary	S96-23652		12/1/98		1				
Lymph node	2 Cases	2 Wholes		Sect		2				
Total for PI	2 Cases	2 Wholes		Sect		2				
HUI, PEI										
Breast		S98-1141		1/16/98			1	1		
Breast		S98-1176		1/16/98			1	1		
Breast		S98-1324		1/19/98				1		
Breast		S98-1362		1/20/98			1	1		
Breast		S98-1446		1/20/98			1	1		
Breast		S98-1640		1/22/98			1	1		
Breast	6 Cases	11 Wholes		Sect			5	6		
Total for PI	6 Cases	11 Wholes		Sect			5	6		
IMMUNO,										
Breast		S95-16562		9/18/95					1	
Breast	1 Cases	1 Wholes		Sect					1	
Total for PI	1 Cases	1 Wholes		Sect					1	
KACINSKI, BARRY										
Breast		S94-17664		10/13/94	1					
Breast		S95-2015		2/2/95	1					
Breast		S95-4857		3/17/95	1					
Breast		S95-4921		3/20/95		1				
Breast	plus N skin	S95-6435		4/12/95		1				
Breast		S95-6930		4/19/95	1					
Breast		S95-7601		5/1/95		1				
Breast		S95-9729		5/31/95	1	1				
Breast		S95-10286		6/8/95	2					
Breast		S97-16373		8/14/97	1	1				
Breast		S97-24087		11/25/97	1	1				
Breast		S97-24541		12/2/97	1	1				

Appendix 3: Tissue Distribution

Report Period: 1994-1999

Breast related samples, PCTBO

	Accession #	Dist. Date	Non-frozen		OCT Frozen		Snap Frozen		Slides	
			N	T	N	T	N	T	N	T
Breast	S97-24608	12/3/97	1	1						
Breast	S97-24975	12/8/97		1						
Breast	S97-25057	12/9/97	1	1						
Breast	S97-25311	12/11/97	1	1						
Breast	S98-1362	1/20/98		1						
Breast	S98-1640	1/22/98		1						
Breast	S98-3475	2/16/98	1	1						
Breast	S98-18465	8/25/98	1	1						
Breast	S98-22532	10/14/98		1						
Breast	21 Cases	31 Wholes	Sect	15	16					
Fat	breast	S94-20947	12/5/94	1						
Fat	1 Cases	1 Wholes	Sect	1						
Skin	breast	S95-4857	3/17/95	1						
Skin	1 Cases	1 Wholes	Sect	1						
Total for PI	23 Cases	33 Wholes	Sect	17	16					
KUCHERLAPATI, MIMI										
Breast	S94-5198	7/26/96								
Breast	S94-6096	7/26/96								
Breast	S94-16244	7/26/96								
Breast	S94-17822	7/26/96								
Breast	S94-17899	7/26/96								
Breast	S94-18988	7/26/96								
Breast	S94-19004	8/8/96								
Breast	S94-19163	7/26/96								
Breast	S94-21791	7/26/96								
Breast	S94-21796	8/8/96								
Breast	S95-1352	8/8/96								
Breast	S95-1852	8/8/96								
Breast	S95-2302	8/8/96								
Breast	S95-4153	8/8/96								
Breast	S95-9272	6/7/96								
Breast	S95-9272	6/25/96								
Breast	S95-9486	6/7/96								
Breast	S95-9486	6/25/96								
Breast	S95-9729	8/8/96								
Breast	S95-11358	6/7/96								
Breast	S95-11358	6/25/96								
Breast	S95-11610	8/8/96								
Breast	S95-15965	6/7/96								
Breast	S95-15965	6/25/96								

Appendix 3: Tissue Distribution

Report Period: 1994-1999

Breast related samples, PCTBO

				Non-frozen		OCT Frozen		Snap Frozen		Slides	
				N	T	N	T	N	T	N	T
		Accession #	Dist. Date								
Breast		S96-167	8/27/97								
Breast		S96-2704	8/27/97								
Breast		S96-4104	8/27/97								
Breast	27 Cases	0 Wholes	123 Sect								
Total for PI	27 Cases	0 Wholes	123 Sect								
LEE, GRACE											
Skin	breast	S96-19833	10/28/96	1							
Skin	1 Cases	1 Wholes	Sect	1							
Total for PI	1 Cases	1 Wholes	Sect	1							
LONGLEY, JACK											
Breast		S95-4857	3/17/95	1							
Breast	1 Cases	1 Wholes	Sect	1							
Skin	breast	S94-12104	7/15/94	1							
Skin	breast	S94-13831	8/11/94	1							
Skin	breast	S94-15442	9/8/94	1							
Skin	breast	S94-15442	9/8/94	1							
Skin	breast	S95-2015	2/2/95	2							
Skin	breast	S95-3598	2/28/95	1							
Skin	breast	S95-4857	3/17/95	1							
Skin	breast	S95-7192	4/24/95	1							
Skin	breast	S95-9681	5/31/95	1							
Skin	breast	S95-10126	6/6/95	1							
Skin	breast	S95-12647	7/18/95	1							
Skin	breast	S95-16182	9/12/95	2							
Skin	breast	S97-2034	1/30/97	1							
Skin	13 Cases	15 Wholes	Sect	15							
Total for PI	14 Cases	16 Wholes	Sect	16							
MADISON,											
Skin	breast	S95-19566	11/3/95	1							
Skin	breast	S95-19798	11/7/95	1							
Skin	breast	S95-20041	11/10/95	1							
Skin	breast	S95-20150	11/13/95	1							
Skin	4 Cases	4 Wholes	Sect	4							
Total for PI	4 Cases	4 Wholes	Sect	4							
MILSTONE, LEONARD											

Appendix 3: Tissue Distribution

Report Period: 1994-1999

Breast related samples, PCTBO

	Accession #	Dist. Date	Non-frozen		OCT Frozen		Snap Frozen		Slides	
			N	T	N	T	N	T	N	T
Breast	S95-6658	4/17/95			1					
Breast	S95-6930	4/19/95			1					
Breast	S95-7601	5/1/95			2					
Breast	S95-8338	5/10/95			6					
Breast	4 Cases	10 Wholes			10					
Total for PI	4 Cases	10 Wholes			10					
MOR, GUILLERMO										
Breast	S98-11856	6/3/98					8			
Breast	S99-150	1/5/99					1	1		
Breast	S99-3266	2/9/99		1						
Breast	S99-4937	3/1/99		1						
Breast	S99-7176	3/26/99	1	1						
Breast	S99-8703	4/14/99	1	1						
Breast	6 Cases	16 Wholes	2	4			9	1		
Total for PI	6 Cases	16 Wholes	2	4			9	1		
MORROW, JON										
Breast	S96-9385	7/31/96			1					
Breast	1 Cases	1 Wholes			1					
Total for PI	1 Cases	1 Wholes			1					
MURREN, JOHN										
Breast	S94-11472	7/6/94					1			
Breast	S94-12136	7/15/94					1			
Breast	S94-12778	7/26/94					1			
Breast	S94-12912	7/27/94					1			
Breast	S94-13117	8/1/94					1			
Breast	S94-15063	8/31/94					1			
Breast	S94-16244	9/21/94					1			
Breast	S94-17822	10/17/94					1			
Breast	S94-17899	10/17/94					1			
Breast	S94-18677	10/31/94					1			
Breast	S94-19004	11/3/94					1			
Breast	S94-21123	12/7/94					1			
Breast	S94-21791	12/16/94					1			
Breast	S94-21796	12/16/94					1			
Breast	S95-792	1/16/95					1			
Breast	S95-1852	1/31/95					1			
Breast	16 Cases	16 Wholes					16			

Appendix 3: Tissue Distribution

Report Period: 1994-1999

Breast related samples, PCTBO

				Non-frozen		OCT Frozen		Snap Frozen		Slides	
				N	T	N	T	N	T	N	T
		Accession #	Dist. Date								
Fat	breast	S94-21796	12/15/94				1				
Fat	1 Cases	1 Wholes	Sect				1				
Lymph node	axillary	S94-17841	10/17/94				1				
Lymph node	1 Cases	1 Wholes	Sect				1				
Total for PI	18 Cases	18 Wholes	Sect				18				
PARKASH, VINITA											
Breast		S95-10463	6/12/95		1						
Breast	1 Cases	1 Wholes	Sect		1						
Total for PI	1 Cases	1 Wholes	Sect		1						
PERROTA, PETER											
Breast	slides	S96-319	1/21/97								5
Breast	slides	S96-797	1/21/97								5
Breast	slides	S96-800	1/21/97								5
Breast	slides	S96-900	1/21/97								5
Breast	slides	S96-946	1/21/97								5
Breast	slides	S96-1171	1/21/97								5
Breast	upper	S96-2281	1/21/97								5
Breast	slides	S96-2595	1/21/97								5
Breast	slides	S96-3130	1/21/97								5
Breast	slides	S96-3344	1/21/97								5
Breast	slides	S96-3765	1/21/97								5
Breast	11 Cases	0 Wholes	55 Sect								55
Total for PI	11 Cases	0 Wholes	55 Sect								55
PIZZORNO, GUISEPPE											
Breast		S96-4873	5/7/97				1				
Breast		S96-19542	5/7/97						1		
Breast		S97-24058	11/25/97	1	1						
Breast		S97-24608	12/3/97	1	1						
Breast		S97-24975	12/8/97		1						
Breast		S98-3703	2/18/98						1		
Breast		S98-9772	5/7/98	1	1						
Breast	7 Cases	10 Wholes	Sect	3	4		1		2		
Total for PI	7 Cases	10 Wholes	Sect	3	4		1		2		
POBER, JORDAN											
Breast	mammoplast	S95-17299	9/28/95	1							

Appendix 3: Tissue Distribution

Report Period: 1994-1999

Breast related samples, PCTBO

				Non-frozen		OCT Frozen		Snap Frozen		Slides	
				N	T	N	T	N	T	N	T
Accession # Dist. Date											
Breast	1 Cases	1 Wholes	Sect	1							
Skin	breast	S95-2691	3/13/95	2							
Skin	breast	S95-3456	2/24/95	2							
Skin	breast	S95-8338	5/10/95	1							
Skin	breast	S95-10126	6/6/95	1							
Skin	breast	S95-10286	6/8/95	1							
Skin	breast	S95-14608	8/16/95	1							
Skin	breast	S95-16493	9/15/95	2							
Skin	breast	S95-18815	10/23/95	2							
Skin	breast	S95-19126	10/27/95	2							
Skin	breast	S95-19798	11/7/95	2							
Skin	breast	S95-20041	11/10/95	2							
Skin	breast	S95-20150	11/13/95	1							
Skin	breast	S95-20259	11/14/95	2							
Skin	breast	S95-21538	12/1/95	1							
Skin	breast	S96-3061	2/16/96	2							
Skin	breast	S96-4897	3/15/96	1							
Skin	breast	S96-5639	3/27/96	2							
Skin	from breast	S96-7230	4/19/96	1							
Skin	breast	S96-8159	5/3/96	1							
Skin	breast	S96-15066	8/16/96	1							
Skin	breast	S96-19669	10/24/96	1							
Skin	breast	S96-19833	10/28/96	1							
Skin	breast	S97-234	1/7/97	2							
Skin	breast	S97-2846	2/10/97	2							
Skin	breast	S97-3298	2/17/97					2			
Skin	breast	S97-11532	6/11/97	1							
Skin	breast	S97-13701	7/9/97	2							
Skin	breast	S98-5134	3/9/98	1							
Skin	breast	S98-27687	12/14/98	2							
Skin	breast	S99-9243	4/20/99	2							
Skin	breast	S99-9518	4/22/99	1							
Skin	breast	S99-10360	5/3/99	1							
Skin	32 Cases	48 Wholes	Sect	46				2			
Total for PI	33 Cases	49 Wholes	Sect	47				2			
REISS, MICHAEL											
Breast		S95-2940	5/15/97								
Breast		S95-4153	5/15/97								
Breast		S95-4997	5/15/97								
Breast		S95-6255	5/15/97								

Appendix 3: Tissue Distribution

Report Period: 1994-1999

Breast related samples, PCTBO

	Accession #	Dist. Date	Non-frozen		OCT Frozen		Snap Frozen		Slides	
			N	T	N	T	N	T	N	T
Breast	S95-6687	5/15/97								
Breast	S95-10548	5/15/97								
Breast	S95-10798	5/15/97								
Breast	S95-11709	5/15/97								
Breast	S95-11746	5/15/97								
Breast	S95-12161	5/15/97								
Breast	S95-17985	5/15/97								
Breast	S95-20259	5/15/97								
Breast	S95-20273	5/15/97								
Breast	S95-22574	5/15/97								
Breast	S96-946	5/15/97								
Breast	S96-1808	5/15/97								
Breast	S96-2281	5/15/97								
Breast	S96-2595	5/15/97								
Breast	S96-2709	5/15/97								
Breast	S96-3130	5/15/97								
Breast	S96-3302	5/15/97								
Breast	S96-4093	5/15/97								
Breast	S96-4104	5/15/97								
Breast	S96-4443	5/15/97								
Breast	S96-4629	5/15/97								
Breast	S96-4775	5/15/97								
Breast	S96-5085	5/15/97								
Breast	S96-5683	5/17/97								
Breast	S96-5683	11/11/97								
Breast	S96-5683	12/7/97								
Breast	S96-6365	5/15/97								
Breast	S96-6365	11/11/97								
Breast	S96-6365	12/7/97								
Breast	S96-7457	5/17/97								
Breast	S96-7457	11/11/97								
Breast	S96-7457	12/7/97								
Breast	S96-7741	5/15/97								
Breast	S96-8335	5/17/97								
Breast	S96-8335	11/11/97								
Breast	S96-8335	12/7/97								
Breast	S96-10337	5/17/97								
Breast	S96-10337	11/11/97								
Breast	S96-10337	12/7/97								
Breast	S96-10541	5/17/97								
Breast	S96-10541	11/11/97								
Breast	S96-10541	12/7/97								

Appendix 3: Tissue Distribution

Report Period: 1994-1999

Breast related samples, PCTBO

	Accession #	Dist. Date	Non-frozen		OCT Frozen		Snap Frozen		Slides	
			N	T	N	T	N	T	N	T
Breast	S96-10630	5/17/97								
Breast	S96-10630	11/11/97								
Breast	S96-10630	12/7/97								
Breast	S96-10704	5/17/97								
Breast	S96-10704	11/11/97								
Breast	S96-10704	12/7/97								
Breast	S96-11566	5/15/97								
Breast	S96-11631	5/17/97								
Breast	S96-11631	11/11/97								
Breast	S96-11631	12/7/97								
Breast	S96-11690	5/17/97								
Breast	S96-11690	11/11/97								
Breast	S96-11690	12/7/97								
Breast	S96-11971	5/15/97								
Breast	S96-13200	5/15/97								
Breast	slides	S96-16022								5
Breast		S96-16496								
Breast	modified	S96-17549								
Breast		S97-359								
Breast		S97-592								
Breast		S98-7921	2	5						
Breast		S98-8467	2	5						
Breast		S98-9060	2	4						
Breast		S98-9500							2	4
Breast		S98-9772								
Breast		S98-10016	2	4						
Breast		S98-10454	2	5						
Breast		S98-10484	2	4						
Breast		S98-10939		4						
Breast		S98-11171		5						
Breast		S98-11190		5						
Breast		S98-11482		5						
Breast		S98-11716		2						
Breast		S98-12871		7						
Breast		S98-13103		7						
Breast		S98-13197		6						
Breast		S98-13490		6						
Breast		S98-13673		6						
Breast		S99-2741		1						
Breast	85 Cases	93 Wholes	456 Sect	12	81				2	9
Total for PI	85 Cases	93 Wholes	456 Sect	12	81				2	9

Appendix 3: Tissue Distribution

Report Period: 1994-1999

Breast related samples, PCTBO

				Non-frozen		OCT Frozen		Snap Frozen		Slides	
				N	T	N	T	N	T	N	T
Accession # Dist. Date											
RIMM, DAVID											
Breast		S96-10541	6/7/96			1	1				
Breast		S96-11227	7/18/96			1	1				
Breast		S96-11434	7/18/96			1	1				
Breast	3 Cases	6 Wholes	Sect			3	3				
Total for PI	3 Cases	6 Wholes	Sect			3	3				
RUSSELL, ROSALIND											
Breast		S99-7054	3/25/99		1						
Breast	1 Cases	1 Wholes	Sect		1						
Total for PI	1 Cases	1 Wholes	Sect		1						
SAPI, EVA											
Breast		S96-946	3/10/97								
Breast		S96-2281	3/10/97								
Breast		S96-2595	3/10/97								
Breast	slides	S96-3344	3/26/97								5
Breast	slides	S96-3765	3/26/97								5
Breast	slides	S96-4095	3/26/97								5
Breast	6 Cases	0 Wholes	24 Sect								15
Total for PI	6 Cases	0 Wholes	24 Sect								15
SCHECKNER, JEFF											
Fat	breast	S98-20749	9/22/98	1							
Fat	1 Cases	1 Wholes	Sect	1							
Skin	breast	S96-3969	3/1/96	1							
Skin	breast	S97-6632	4/4/97	2							
Skin	breast	S97-7207	4/11/97	1							
Skin	breast	S97-7207	4/11/97	1							
Skin	breast	S97-8083	4/24/97	2							
Skin	breast	S97-17543	9/2/97	2							
Skin	breast	S97-22206	10/31/97	2							
Skin	breast	S98-5644	3/13/98	2							
Skin	breast	S98-6899	3/31/98	1							
Skin	breast	S98-9215	4/29/98	2							
Skin	breast	S98-12552	6/11/98	1							
Skin	breast	S98-13020	6/17/98	2							
Skin	breast	S98-13785	6/26/98	1							
Skin	breast	S98-13965	6/29/98	2							
Skin	breast	S98-25352	11/16/98	1							

Appendix 3: Tissue Distribution

Report Period: 1994-1999

Breast related samples, PCTBO

				Non-frozen		OCT Frozen		Snap Frozen		Slides	
				N	T	N	T	N	T	N	T
				Accession #		Dist. Date					
Skin	breast	S99-7614	3/31/99	1							
Skin	16 Cases	24 Wholes	Sect	24							
Total for PI	17 Cases	25 Wholes	Sect	25							
SCHWARTZ, PAULINE											
Skin	breast	S97-17358	8/28/97	2							
Skin	breast	S99-5924	3/11/99	2							
Skin	2 Cases	4 Wholes	Sect	4							
Total for PI	2 Cases	4 Wholes	Sect	4							
SNYDER, MICHAEL											
Breast		S93-2570	9/27/94					1	1		
Breast	1 Cases	2 Wholes	Sect					1	1		
Total for PI	1 Cases	2 Wholes	Sect					1	1		
WEISSMAN, SHERMAN											
Lymph node	axillary	S94-20331	3/10/97			1					
Lymph node	1 Cases	1 Wholes	Sect			1					
Skin	breast	S96-14933	8/15/96			1					
Skin	breast	S96-14933	8/26/96					1			
Skin	2 Cases	2 Wholes	Sect			1		1			
Total for PI	3 Cases	3 Wholes	Sect			2		1			
WILSON, JEAN											
Fat	breast	S98-12867	6/16/98	2							
Fat	breast	S98-13785	6/26/98	2							
Fat	2 Cases	4 Wholes	Sect	4							
Total for PI	2 Cases	4 Wholes	Sect	4							
WYSOLMERSKI, JOHN											
Breast		S99-6291	4/22/99	2							
Breast	fetal	S99-10868	5/7/99	2							
Breast	fetal	S99-11509	5/18/99		1						
Breast	fetal	S99-12009	5/20/99	2							
Breast	fetal	S99-12011	5/20/99	2							
Breast	5 Cases	9 Wholes	Sect	8	1						
Total for PI	5 Cases	9 Wholes	Sect	8	1						

Appendix 3: Tissue Distribution

Report Period: 1994-1999

Breast related samples, PCTBO

				Non-frozen		OCT Frozen		Snap Frozen		Slides	
		Accession #	Dist. Date	N	T	N	T	N	T	N	T
YANG FENG, TERESA											
Lymph node	axillary	S95-3171	2/20/95							1	
Lymph node	1 Cases	1 Wholes	Sect							1	
Total for PI	1 Cases	1 Wholes	Sect							1	
ZHENG, TONGZHANG											
Breast		S94-18988	11/3/94			1					
Breast		S94-18988	11/3/94					1	1		
Breast		S95-1352	1/24/95	1							
Breast		S95-15965	9/8/95	?							
Breast	4 Cases	5 Wholes	Sect	2		1		1	1		
Fat	breast	S94-11688	7/8/94					1			
Fat	breast	S94-13779	8/10/94	2							
Fat	breast	S94-13831	8/11/94	2							
Fat	breast	S94-13903	8/12/94	1							
Fat	breast	S94-14937	8/29/94	1							
Fat	breast	S94-14937	8/29/94	1							
Fat	breast	S94-14946	8/29/94	1							
Fat	breast	S94-14946	8/29/94	1							
Fat	breast	S94-14978	8/29/94	1							
Fat	breast	S94-14978	8/29/94	1							
Fat	breast	S94-15006	8/30/94	1							
Fat	breast	S94-15025	8/30/94	1							
Fat	breast	S94-15026	8/30/94								
Fat	breast	S94-15046	8/31/94	1							
Fat	breast	S94-15046	8/31/94	2							
Fat	breast	S94-15063	8/31/94								
Fat	breast	S94-15115	9/1/94	1							
Fat	axillary	S94-15115	9/1/94	1							
Fat	breast	S94-15167	9/1/94	1							
Fat	breast	S94-15226	9/2/94	1							
Fat	breast	S94-15249	9/24/94	2							
Fat	breast	S94-15394	9/7/94	1							
Fat	breast	S94-15442	9/8/94	6							
Fat	breast	S94-15502	9/9/94	1							
Fat	breast	S94-15522	8/29/94	1							
Fat	breast	S94-15539	9/12/94	1							
Fat	breast	S94-15564	9/9/94	1							
Fat	breast	S94-15588	9/9/94	4							
Fat	breast	S94-15643	9/12/94	1							
Fat	breast	S94-15685	9/13/94	1							

Appendix 3: Tissue Distribution

Report Period: 1994-1999

Breast related samples, PCTBO

		Accession #	Dist. Date	Non-frozen		OCT Frozen		Snap Frozen		Slides	
				N	T	N	T	N	T	N	T
Fat	breast	S94-15713	9/14/94	1							
Fat	breast	S94-15938	9/16/94	1							
Fat	breast	S94-17390	10/10/94	2							
Fat	breast	S94-17451	10/12/94	1							
Fat	breast	S94-17583	10/13/94	1							
Fat	breast	S94-17603	10/12/94	1							
Fat	breast	S94-17664	10/13/94	3							
Fat	breast	S94-17745	10/14/94	6							
Fat	breast	S94-17760	10/7/94	2							
Fat	breast	S94-17822	10/17/94	2							
Fat	breast	S94-17899	10/17/94	1							
Fat	breast	S94-18035	10/19/94	1							
Fat	breast	S94-18109	10/20/94	1							
Fat	breast	S94-18299	10/24/94	1							
Fat	breast	S94-18369	10/25/94	1							
Fat	breast	S94-18406	10/25/94	1							
Fat	breast	S94-18456	10/26/94	1							
Fat	breast	S94-18503	10/27/94	1							
Fat	breast	S94-18654	10/29/94	2							
Fat	breast	S94-18751	10/31/94	1							
Fat	axillary	S94-18771	11/1/94	1							
Fat	breast	S94-18820	11/1/94	2							
Fat	breast	S94-18915	1/12/95	1							
Fat	breast	S94-18915	11/2/94	1							
Fat	breast	S94-18988	1/12/95	1							
Fat	breast	S94-18988	11/3/94	1							
Fat	breast	S94-19004	11/3/94	1							
Fat	breast	S94-19163	1/12/95	2							
Fat	breast	S94-19163	11/7/94	2							
Fat	breast	S94-19181	11/7/94	1							
Fat	breast	S94-19513	11/11/94	1							
Fat	breast	S94-19538	11/11/94	2							
Fat	breast	S94-19651	11/15/94	5							
Fat	axillary	S94-19779	11/16/94	1							
Fat	breast	S94-19898	11/17/94	1							
Fat	breast	S94-19980	1/12/95	1							
Fat	axillary	S94-20024	11/18/94	1							
Fat	breast	S94-20125	11/22/94	1							
Fat	breast	S94-20131	11/22/94	1							
Fat	anterior chest	S94-20134	11/22/94	1							
Fat	breast	S94-20137	11/21/94	1							
Fat	breast	S94-20160	11/21/94	1							

Appendix 3: Tissue Distribution

Report Period: 1994-1999

Breast related samples, PCTBO

		Accession #	Dist. Date	Non-frozen		OCT Frozen		Snap Frozen		Slides	
				N	T	N	T	N	T	N	T
Fat	breast	S94-20225	11/22/94	1							
Fat	breast	S94-20249	1/12/95	2							
Fat	breast	S94-20335	11/23/94	1							
Fat	breast	S94-20335	1/12/95	1							
Fat	breast	S94-20378	11/25/94	1							
Fat	breast	S94-20378	1/12/95	1							
Fat	breast	S94-20650	11/30/94	1							
Fat	breast	S94-20663	11/29/94	1							
Fat	breast	S94-20947	12/5/94	3							
Fat	breast	S94-20959	12/5/94	1							
Fat	breast	S94-21123	12/4/94	1							
Fat	breast	S94-21124	12/8/94	3							
Fat	breast	S94-21246	12/8/94	2							
Fat	breast	S94-21271	12/8/94	1							
Fat	breast	S94-21331	12/9/94	1							
Fat	breast	S94-21336	12/9/94	4							
Fat	breast	S94-21456	12/12/94	1							
Fat	breast	S94-21472	12/12/94	1							
Fat	breast	S94-21791	12/16/94	1							
Fat	breast	S94-21796	12/16/94	1							
Fat	axillary	S94-21796	12/16/94	1							
Fat	breast	S94-21942	12/20/94	2							
Fat	breast	S94-22017	12/20/94	2							
Fat	breast	S94-22040	12/21/94	2							
Fat	axillary	S95-65	1/3/95	1							
Fat	breast	S95-238	1/5/95	1							
Fat	breast	S95-274	1/6/95	1							
Fat	breast	S95-373	1/5/95	2							
Fat	breast	S95-437	1/10/95	1							
Fat	breast	S95-469	1/10/95	1							
Fat	breast	S95-478	1/10/95	1							
Fat	breast	S95-631	1/12/95	1							
Fat	breast	S95-652	1/12/95	1							
Fat	breast	S95-714	1/13/95	2							
Fat	breast	S95-749	1/13/95	4							
Fat	breast	S95-792	1/16/95	1							
Fat	breast	S95-840	1/17/95	1							
Fat	breast	S95-876	1/20/95								
Fat	breast	S95-876	1/17/95	1							
Fat	breast	S95-924	1/20/95	1							
Fat	breast	S95-1295	1/23/95	1							
Fat	breast	S95-1411	1/24/95	2							

Appendix 3: Tissue Distribution

Report Period: 1994-1999

Breast related samples, PCTBO

		Accession #	Dist. Date	Non-frozen		OCT Frozen		Snap Frozen		Slides	
				N	T	N	T	N	T	N	T
Fat	axillary	S95-1432	1/24/95	1							
Fat	breast	S95-1432	1/24/95	1							
Fat	breast	S95-1650	1/27/95	1							
Fat	breast	S95-1650	2/14/95	3							
Fat	breast	S95-1650	2/14/95	3							
Fat	breast	S95-1753	1/30/95	1							
Fat	breast	S95-1753	1/30/95	1							
Fat	breast	S95-1769	1/30/95	1							
Fat	breast	S95-1769	1/30/95	1							
Fat	breast	S95-1771	1/30/95	1							
Fat	breast	S95-1852	1/31/95	1							
Fat	breast	S95-1852	2/13/95	1							
Fat	breast	S95-1852	2/13/95	1							
Fat	breast	S95-1854	1/31/95	1							
Fat	breast	S95-1854	1/31/95	1							
Fat	breast	S95-1854	1/31/95	1							
Fat	breast	S95-1877	2/13/95	1							
Fat	breast	S95-1877	2/13/95	1							
Fat	breast	S95-1880	1/31/95	1							
Fat	breast	S95-1880	1/31/95	1							
Fat	breast	S95-1881	1/31/95	1							
Fat	breast	S95-1881	2/14/95	1							
Fat	breast	S95-1881	2/14/95	1							
Fat	breast	S95-1881	1/31/95	1							
Fat	breast	S95-2015	2/2/95	1							
Fat	breast	S95-2015	2/13/95	4							
Fat	breast	S95-2015	2/13/95	4							
Fat	breast	S95-2015	2/2/95	1							
Fat	breast	S95-2065	2/2/95	1							
Fat	axillary	S95-2065	2/13/95	1							
Fat	axillary	S95-2065	2/13/95	1							
Fat	breast	S95-2147	2/3/95	1							
Fat	breast	S95-2147	2/13/95	1							
Fat	breast	S95-2147	2/13/95	1							
Fat	axillary	S95-2257	2/6/95	1							
Fat	breast	S95-2265	2/13/95	1							
Fat	breast	S95-2265	2/13/95	1							
Fat	axillary	S95-2274	2/13/95	1							
Fat	axillary	S95-2274	2/13/95	1							
Fat	breast	S95-2302	2/7/95	1							
Fat	breast	S95-2307	2/13/95	1							
Fat	breast	S95-2307	2/13/95	1							

Appendix 3: Tissue Distribution

Report Period: 1994-1999

Breast related samples, PCTBO

		Accession #	Dist. Date	Non-frozen		OCT Frozen		Snap Frozen		Slides	
				N	T	N	T	N	T	N	T
Fat	breast	S95-2349	2/7/95	4							
Fat	breast	S95-2349	2/13/95	2							
Fat	breast	S95-2349	2/13/95	2							
Fat	breast	S95-2569	2/10/95	1							
Fat	breast	S95-2569	2/14/95	2							
Fat	breast	S95-2569	2/10/95	1							
Fat	breast	S95-2569	2/14/95	2							
Fat	breast	S95-2591	2/10/95	1							
Fat	breast	S95-2591	2/10/95	1							
Fat	breast	S95-2691	2/13/95	2							
Fat	breast	S95-2691	2/15/95	4							
Fat	breast	S95-2691	2/13/95	2							
Fat	breast	S95-2691	2/15/95	4							
Fat	breast	S95-2738	2/13/95	1							
Fat	breast	S95-2738	2/13/95	1							
Fat	breast	S95-2780	2/14/95	1							
Fat	breast	S95-2780	2/14/95	1							
Fat	breast	S95-2801	2/14/95	1							
Fat	breast	S95-2801	2/14/95	1							
Fat	breast	S95-2869	2/15/95	1							
Fat	breast	S95-2869	2/21/95	2							
Fat	breast	S95-2869	2/28/95	3							
Fat	breast	S95-2869	2/15/95	1							
Fat	breast	S95-2869	2/21/95	2							
Fat	breast	S95-2897	2/15/95	1							
Fat	breast	S95-2897	2/21/95	1							
Fat	breast	S95-2897	2/28/95	3							
Fat	breast	S95-2897	2/15/95	1							
Fat	breast	S95-2897	2/21/95	1							
Fat	breast	S95-2913	2/15/95	1							
Fat	breast	S95-2913	2/15/95	1							
Fat	breast	S95-2921	2/17/95	1							
Fat	breast	S95-2921	2/21/95	4							
Fat	breast	S95-2921	2/17/95	1							
Fat	breast	S95-2921	2/21/95	4							
Fat	breast	S95-2940	2/21/95	3							
Fat	breast and	S95-2940	2/21/95	3							
Fat	breast	S95-2968	2/21/95	1							
Fat	breast	S95-2968	2/21/95	1							
Fat	breast	S95-2988	2/21/95	4							
Fat	breast	S95-2988	2/21/95	4							
Fat	breast	S95-3070	2/17/95	1							

Appendix 3: Tissue Distribution

Report Period: 1994-1999

Breast related samples, PCTBO

		Accession #	Dist. Date	Non-frozen		OCT Frozen		Snap Frozen		Slides	
				N	T	N	T	N	T	N	T
Fat	breast	S95-3070	2/17/95	1							
Fat	breast	S95-3139	2/15/95	1							
Fat	breast	S95-3139	2/15/95	1							
Fat	breast	S95-3257	2/21/95	1							
Fat	breast	S95-3257	2/21/95	1							
Fat	breast	S95-3289	2/24/95	1							
Fat	breast	S95-3320	2/22/95	1							
Fat	breast	S95-3320	2/24/95	2							
Fat	breast	S95-3320	2/22/95	1							
Fat	breast	S95-3341	2/22/95	1							
Fat	breast	S95-3341	2/24/95	1							
Fat	breast	S95-3341	2/22/95	1							
Fat	breast	S95-3456	2/24/95	4							
Fat	breast	S95-3502	2/24/95	3							
Fat	breast	S95-3598	2/28/95	1							
Fat	breast	S95-3598	3/3/95	3							
Fat	breast	S95-3650	2/28/95	1							
Fat	breast	S95-3652	2/28/95	1							
Fat	breast	S95-3674	3/3/95	1							
Fat	breast	S95-3684	2/28/95	1							
Fat	breast	S95-3734	3/1/95	1							
Fat	breast	S95-3832	3/2/95	1							
Fat	breast	S95-3832	3/8/95	1							
Fat	breast	S95-3884	3/7/95	1							
Fat	breast	S95-3908	3/3/95	2							
Fat	breast	S95-3910	3/3/95	1							
Fat	breast	S95-3946	3/7/95	1							
Fat	breast	S95-4000	3/6/95	1							
Fat	breast	S95-4078	3/7/95	1							
Fat	breast	S95-4078	3/7/95	1							
Fat	breast	S95-4102	3/7/95	1							
Fat	breast	S95-4102	3/7/95	1							
Fat	breast	S95-4153	3/15/95	3							
Fat	breast	S95-4240	3/20/95	2							
Fat	breast	S95-4400	3/10/95	1							
Fat	axillary	S95-4400	3/16/95	2							
Fat	breast	S95-4466	3/13/95	1							
Fat	breast	S95-4467	3/13/95	1							
Fat	breast	S95-4492	3/16/95	1							
Fat	breast	S95-4510	3/16/95	2							
Fat	breast	S95-4537	3/15/95	1							
Fat	breast	S95-4556	3/14/95	1							

Appendix 3: Tissue Distribution

Report Period: 1994-1999

Breast related samples, PCTBO

		Accession #	Dist. Date	Non-frozen		OCT Frozen		Snap Frozen		Slides	
				N	T	N	T	N	T	N	T
Fat	breast	S95-4556	3/20/95	3							
Fat	breast	S95-4611	3/14/95	1							
Fat	breast	S95-4613	3/14/95	1							
Fat	breast	S95-4693	3/15/95	1							
Fat	breast	S95-4857	3/17/95	6							
Fat	breast	S95-4894	3/17/95	3							
Fat	breast	S95-4894	3/21/95	2							
Fat	breast	S95-4894	3/24/95	6							
Fat	breast	S95-4921	3/20/95	1							
Fat	breast	S95-4922	3/24/95	3							
Fat	breast	S95-4938	3/20/95	1							
Fat	breast	S95-4990	3/21/95	1							
Fat	breast	S95-4990	3/24/95	2							
Fat	breast	S95-4996	3/21/95	1							
Fat	breast	S95-5036	3/21/95	1							
Fat	breast	S95-5073	3/22/95	1							
Fat	breast	S95-5073	3/27/95	2							
Fat	breast	S95-5128	3/27/95	4							
Fat	breast	S95-5152	3/22/95	1							
Fat	breast	S95-5152	3/29/95	2							
Fat	breast	S95-5168	4/7/95	1							
Fat	breast	S95-5257	3/29/95	2							
Fat	axillary	S95-5288	3/29/95	1							
Fat	breast	S95-5333	3/27/95	1							
Fat	breast	S95-5333	3/27/95	1							
Fat	breast	S95-5370	3/27/95	1							
Fat	breast	S95-5423	3/28/95	1							
Fat	axillary	S95-5433	3/28/95	1							
Fat	axillary	S95-5433	4/3/95	2							
Fat	breast	S95-5474	3/28/95	1							
Fat	breast	S95-5493	3/28/95	2							
Fat	breast	S95-5493	4/3/95	1							
Fat	breast	S95-5494	3/28/95	1							
Fat	breast	S95-5588	3/30/95	1							
Fat	breast	S95-5619	3/30/95	1							
Fat	breast	S95-5668	3/31/95	1							
Fat	breast	S95-5704	3/31/95	1							
Fat	breast	S95-5711	3/31/95	1							
Fat	breast	S95-5711	4/5/95	1							
Fat	breast	S95-5716	3/31/95	1							
Fat	breast	S95-5716	4/5/95	1							
Fat	breast	S95-5735	3/31/95	1							

Appendix 3: Tissue Distribution

Report Period: 1994-1999

Breast related samples, PCTBO

		Accession #	Dist. Date	Non-frozen		OCT Frozen		Snap Frozen		Slides	
				N	T	N	T	N	T	N	T
Fat	breast	S95-5769	4/7/95	1							
Fat	axillary	S95-5793	4/7/95	1							
Fat	breast	S95-5793	4/7/95	2							
Fat	breast	S95-5894	4/19/95	2							
Fat	breast	S95-5905	4/11/95	1							
Fat	breast	S95-6017	4/12/95	1							
Fat	breast	S95-6029	4/5/95	1							
Fat	breast	S95-6038	4/11/95	1							
Fat	breast	S95-6157	4/7/95	1							
Fat	breast	S95-6213	4/7/95	1							
Fat	breast	S95-6255	4/10/95	1							
Fat	breast	S95-6255	4/11/95	1							
Fat	breast	S95-6272	4/10/95	1							
Fat	breast	S95-6373	4/11/95	1							
Fat	breast	S95-6385	4/11/95	1							
Fat	breast	S95-6393	4/11/95	1							
Fat	breast	S95-6434	4/18/95	4							
Fat	breast	S95-6435	4/12/95	1							
Fat	breast	S95-6435	4/18/95	3							
Fat	breast	S95-6445	4/12/95	1							
Fat	breast	S95-6445	4/18/95	3							
Fat	breast	S95-6550	4/13/95	1							
Fat	breast	S95-6658	4/17/95	1							
Fat	breast	S95-6664	4/17/95	2							
Fat	breast	S95-6664	4/25/95	4							
Fat	breast	S95-6683	4/18/95	1							
Fat	breast	S95-6683	4/25/95	1							
Fat	axillary	S95-6683	4/25/95	1							
Fat	breast	S95-6687	4/17/95	1							
Fat	breast	S95-6733	4/18/95	1							
Fat	breast	S95-6822	4/18/95	1							
Fat	breast	S95-6850	4/19/95	1							
Fat	breast	S95-6869	4/19/95	1							
Fat	breast	S95-6871	4/19/95	1							
Fat	breast	S95-6930	4/19/95	6							
Fat	breast	S95-7178	4/24/95	1							
Fat	breast	S95-7178	4/28/95	4							
Fat	breast	S95-7192	4/24/95	1							
Fat	breast	S95-7192	4/28/95	4							
Fat	breast	S95-7206	4/24/95	1							
Fat	breast	S95-7215	4/25/95	1							
Fat	breast	S95-7215	4/28/95	3							

Appendix 3: Tissue Distribution

Report Period: 1994-1999

Breast related samples, PCTBO

		Accession #	Dist. Date	Non-frozen		OCT Frozen		Snap Frozen		Slides	
				N	T	N	T	N	T	N	T
Fat	breast	S95-7232	4/25/95	1							
Fat	breast	S95-7286	4/25/95	1							
Fat	breast	S95-7286	5/2/95	3							
Fat	breast	S95-7307	4/25/95	1							
Fat	breast	S95-7359	5/3/95	3							
Fat	breast	S95-7382	4/26/95	1							
Fat	breast	S95-7390	4/26/95	1							
Fat	breast	S95-7392	4/26/95	1							
Fat	breast	S95-7408	4/27/95	2							
Fat	breast	S95-7451	4/27/95	1							
Fat	breast	S95-7467	4/27/95	1							
Fat	breast	S95-7528	4/28/95	1							
Fat	breast	S95-7534	4/28/95	1							
Fat	breast	S95-7542	4/28/95	1							
Fat	breast	S95-7583	5/1/95	1							
Fat	breast	S95-7583	5/8/95	2							
Fat	breast	S95-7599	5/5/95	1							
Fat	breast	S95-7601	5/1/95	1							
Fat	breast	S95-7601	5/5/95	3							
Fat	breast	S95-7641	5/1/95	1							
Fat	breast	S95-7734	5/2/95	1							
Fat	breast	S95-7742	5/2/95	1							
Fat	breast	S95-8144	5/8/95	1							
Fat	breast	S95-8189	5/23/95	2							
Fat	breast	S95-8227	5/25/95	3							
Fat	breast	S95-8227	5/9/95	1							
Fat	breast	S95-8260	5/23/95	6							
Fat	breast	S95-8338	5/10/95	4							
Fat	breast	S95-8559	5/25/95	3							
Fat	breast	S95-8683	5/16/95	1							
Fat	breast	S95-8708	5/16/95	1							
Fat	breast	S95-8782	5/16/95	1							
Fat	breast	S95-8782	5/23/95	2							
Fat	axillary	S95-8782	5/23/95	1							
Fat	breast	S95-9113	5/22/95	1							
Fat	breast	S95-9113	5/30/95	2							
Fat	breast	S95-9117	5/22/95	1							
Fat	breast	S95-9117	5/30/95	3							
Fat	breast	S95-9163	5/23/95	1							
Fat	breast	S95-9193	5/23/95	3							
Fat	breast	S95-9193	5/30/95	3							
Fat	breast	S95-9258	5/25/95	1							

Appendix 3: Tissue Distribution

Report Period: 1994-1999

Breast related samples, PCTBO

		Accession #	Dist. Date	Non-frozen		OCT Frozen		Snap Frozen		Slides	
				N	T	N	T	N	T	N	T
Fat	breast	S95-9272	5/24/95	1							
Fat	breast	S95-9300	5/24/95	6							
Fat	breast	S95-9300	6/1/95	6							
Fat	breast	S95-9316	5/24/95	1							
Fat	breast	S95-9486	5/26/95	1							
Fat	breast	S95-9486	5/26/95	1							
Fat	breast	S95-9488	6/2/95	6							
Fat	breast &	S95-9604	6/15/95	2							
Fat	breast	S95-9616	5/30/95	1							
Fat	breast	S95-9674	6/8/95	1							
Fat	breast	S95-9681	5/31/95	2							
Fat	breast	S95-9681	5/31/95	2							
Fat	breast	S95-9752	6/7/95	6							
Fat	breast	S95-9752	5/31/95	6							
Fat	breast	S95-9768	6/7/95	3							
Fat	breast	S95-9889	6/2/95	2							
Fat	breast	S95-9897	6/13/95	2							
Fat	breast	S95-9897	6/12/95	1							
Fat	breast	S95-9897	6/9/95	1							
Fat	breast	S95-9911	6/2/95	1							
Fat	breast	S95-9927	6/13/95	3							
Fat	breast	S95-9927	6/2/95	1							
Fat	breast	S95-9980	6/13/95	3							
Fat	breast	S95-9980	6/5/95	1							
Fat	breast	S95-10061	6/9/95	1							
Fat	breast	S95-10126	6/13/95	4							
Fat	breast	S95-10126	6/6/95	2							
Fat	breast	S95-10241	6/9/95	1							
Fat	axillary	S95-10276	6/13/95	2							
Fat	breast	S95-10276	6/14/95	3							
Fat	breast	S95-10276	6/8/95	1							
Fat	breast	S95-10286	6/13/95	6							
Fat	breast	S95-10286	6/13/95	6							
Fat	breast	S95-10286	6/8/95	6							
Fat	breast	S95-10360	3/31/95	1							
Fat	breast	S95-10404	6/12/95	6							
Fat	breast	S95-10502	6/12/95	1							
Fat	breast	S95-10515	6/13/95	1							
Fat	breast	S95-10548	6/13/95	1							
Fat	breast	S95-10548	6/13/95	1							
Fat	breast	S95-10548	6/23/95	3							
Fat	breast	S95-10548	6/20/95	3							

Appendix 3: Tissue Distribution

Report Period: 1994-1999

Breast related samples, PCTBO

		Accession #	Dist. Date	Non-frozen		OCT Frozen		Snap Frozen		Slides	
				N	T	N	T	N	T	N	T
Fat	breast	S95-10558	6/13/95	2							
Fat	breast	S95-10659	6/14/95	2							
Fat	breast	S95-10659	6/21/95	3							
Fat	breast	S95-10798	6/23/95	1							
Fat	breast	S95-10798	6/16/95	1							
Fat	breast	S95-10800	6/16/95	1							
Fat	breast	S95-10807	6/20/95	6							
Fat	breast	S95-10893	6/19/95	1							
Fat	breast	S95-10909	6/20/95	1							
Fat	breast	S95-10925	6/19/95	3							
Fat	breast	S95-10950	6/20/95	1							
Fat	breast	S95-10956	6/23/95	1							
Fat	breast	S95-10956	6/20/95	1							
Fat	breast	S95-11100	7/19/95	3							
Fat	breast	S95-11124	6/29/95	2							
Fat	breast	S95-11124	6/21/95	1							
Fat	breast	S95-11124	6/21/95	1							
Fat	breast	S95-11125	6/27/95	3							
Fat	breast	S95-11125	7/7/95	1							
Fat	breast	S95-11166	6/28/95	3							
Fat	axillary	S95-11166	6/29/95	3							
Fat	breast	S95-11240	6/23/95	1							
Fat	breast	S95-11240	6/23/95	1							
Fat	breast	S95-11240	7/19/95	1							
Fat	breast	S95-11274	6/28/95	2							
Fat	breast	S95-11274	6/23/95	6							
Fat	breast	S95-11275	6/23/95	1							
Fat	breast	S95-11275	6/23/95	1							
Fat	breast	S95-11297	6/28/95	4							
Fat	breast	S95-11297	6/23/95	6							
Fat	breast	S95-11323	7/7/95	2							
Fat	breast	S95-11354	6/26/95	1							
Fat	axillary	S95-11445	6/27/95	1							
Fat	breast	S95-11447	6/27/95	1							
Fat	breast	S95-11476	6/27/95	1							
Fat	breast	S95-11610	7/18/95	1							
Fat	breast	S95-11632	6/28/95	1							
Fat	breast	S95-11641	6/28/95	1							
Fat	breast	S95-11709	7/19/95	3							
Fat	axillary	S95-11746	7/7/95	1							
Fat	breast	S95-11746	7/18/95	1							
Fat	breast	S95-11765	6/30/95	1							

Appendix 3: Tissue Distribution

Report Period: 1994-1999

Breast related samples, PCTBO

		Accession #	Dist. Date	Non-frozen		OCT Frozen		Snap Frozen		Slides	
				N	T	N	T	N	T	N	T
Fat	breast	S95-11770	6/30/95	1							
Fat	breast	S95-11776	6/30/95	1							
Fat	axillary	S95-11791	6/30/95	1							
Fat	breast	S95-11824	7/7/95	4							
Fat	breast	S95-11905	7/5/95	1							
Fat	axillary	S95-11905	7/11/95	1							
Fat	breast	S95-11905	7/11/95	1							
Fat	breast	S95-11921	7/5/95	1							
Fat	breast	S95-11925	7/7/95	1							
Fat	axillary	S95-11933	7/11/95	1							
Fat	breast	S95-11972	7/11/95	1							
Fat	breast	S95-11996	7/10/95	1							
Fat	breast	S95-12001	7/10/95	1							
Fat	breast	S95-12114	7/13/95	3							
Fat	breast	S95-12140	7/11/95	1							
Fat	breast	S95-12161	7/11/95	1							
Fat	breast	S95-12161	7/11/95	1							
Fat	breast	S95-12253	7/11/95	1							
Fat	breast	S95-12294	7/17/95	3							
Fat	breast	S95-12339	7/13/95	1							
Fat	breast	S95-12412	7/14/95	1							
Fat	breast	S95-12464	7/14/95	1							
Fat	breast	S95-12556	7/17/95	1							
Fat	breast	S95-12584	7/17/95	1							
Fat	breast	S95-12590	7/17/95	1							
Fat	breast	S95-12627	8/28/95	1							
Fat	breast	S95-12647	7/18/95	1							
Fat	breast	S95-12647	7/27/95	2							
Fat	breast	S95-12647	8/28/95	2							
Fat	breast	S95-12656	7/18/95	1							
Fat	breast	S95-12656	7/27/95	2							
Fat	breast	S95-12689	7/18/95	1							
Fat	breast	S95-12705	8/29/95	1							
Fat	breast	S95-13004	7/24/95	1							
Fat	axillary	S95-13004	8/7/95	1							
Fat	breast	S95-13137	7/25/95	1							
Fat	breast	S95-13137	7/31/95	1							
Fat	breast	S95-13148	7/31/95	1							
Fat	breast	S95-13177	7/25/95	1							
Fat	breast	S95-13177	7/31/95	1							
Fat	breast	S95-13198	7/25/95	1							
Fat	breast	S95-13198	7/31/95	1							

Appendix 3: Tissue Distribution

Report Period: 1994-1999

Breast related samples, PCTBO

		Accession #	Dist. Date	Non-frozen		OCT Frozen		Snap Frozen		Slides	
				N	T	N	T	N	T	N	T
Fat	breast	S95-13293	7/26/95	1							
Fat	breast	S95-13293	7/27/95	1							
Fat	breast	S95-13293	8/1/95	3							
Fat	breast	S95-13367	7/27/95	1							
Fat	breast	S95-13398	7/28/95	1							
Fat	breast	S95-13431	8/3/95	1							
Fat	breast	S95-13611	8/1/95	1							
Fat	breast	S95-13623	8/1/95	1							
Fat	breast	S95-13659	8/1/95	1							
Fat	breast	S95-13676	8/31/95	1							
Fat	breast	S95-13706	8/2/95	1							
Fat	breast	S95-13726	8/2/95	1							
Fat	breast	S95-13726	8/8/95	3							
Fat	breast	S95-14093	8/8/95	1							
Fat	breast	S95-14172	8/9/95	1							
Fat	breast	S95-14172	8/31/95	2							
Fat	breast	S95-14209	8/9/95	2							
Fat	breast	S95-14209	8/31/95	3							
Fat	axillary	S95-14209	8/31/95	2							
Fat	breast	S95-14305	8/11/95	1							
Fat	breast	S95-14321	8/11/95	1							
Fat	breast	S95-14374	8/11/95	1							
Fat	breast	S95-14374	8/31/95	3							
Fat	breast	S95-14508	8/15/95	1							
Fat	breast	S95-14515	8/15/95	1							
Fat	breast	S95-14579	8/16/95	1							
Fat	breast	S95-14584	8/17/95	1							
Fat	breast	S95-14712	8/17/95	1							
Fat	breast	S95-14733	8/17/95	1							
Fat	breast	S95-14747	8/18/95	1							
Fat	breast	S95-14752	9/1/95	1							
Fat	axillary	S95-14752	9/1/95	1							
Fat	breast	S95-14761	8/18/95	1							
Fat	breast	S95-14972	8/18/95	1							
Fat	breast	S95-15074	9/1/95	1							
Fat	breast	S95-15076	9/1/95	1							
Fat	breast	S95-15337	9/8/95	3							
Fat	breast	S95-15465	8/30/95	2							
Fat	breast	S95-15465	9/8/95	3							
Fat	breast	S95-15484	8/31/95	1							
Fat	breast	S95-15585	9/8/95	3							
Fat	breast	S95-15585	9/8/95	1							

Appendix 3: Tissue Distribution

Report Period: 1994-1999

Breast related samples, PCTBO

		Accession #	Dist. Date	Non-frozen		OCT Frozen		Snap Frozen		Slides	
				N	T	N	T	N	T	N	T
Fat	axillary	S95-15611	9/1/95	1							
Fat	breast	S95-15611	9/7/95	2							
Fat	axillary	S95-15611	9/7/95	1							
Fat	breast	S95-15625	9/1/95	1							
Fat	breast	S95-15678	9/7/95	1							
Fat	axillary	S95-15722	9/12/95	2							
Fat	breast	S95-15727	9/5/95	1							
Fat	breast	S95-15759	9/5/95	2							
Fat	breast	S95-15759	9/13/95	3							
Fat	breast	S95-15769	9/5/95	1							
Fat	axillary	S95-15778	9/19/95	1							
Fat	breast	S95-15789	9/6/95	1							
Fat	breast	S95-15789	9/12/95	2							
Fat	axillary	S95-15809	9/6/95	1							
Fat	axillary	S95-15809	9/12/95	1							
Fat	breast	S95-15824	9/6/95	2							
Fat	breast	S95-15824	9/12/95	3							
Fat	breast	S95-15824	9/12/95	3							
Fat	breast	S95-15842	9/6/95	1							
Fat	breast	S95-15854	9/6/95	1							
Fat	breast	S95-15854	9/21/95	2							
Fat	breast	S95-15927	9/7/95	1							
Fat	breast	S95-15957	9/8/95	1							
Fat	breast	S95-15957	9/19/95	1							
Fat	breast	S95-15965	9/8/95	1							
Fat	breast	S95-15965	9/18/95	3							
Fat	axillary	S95-15965	9/18/95	1							
Fat	breast	S95-15966	9/8/95	1							
Fat	breast	S95-15966	9/8/95	1							
Fat	breast	S95-15966	9/13/95	3							
Fat	breast	S95-15973	9/19/95	1							
Fat	breast	S95-15976	9/12/95	1							
Fat	breast	S95-15998	9/12/95	1							
Fat	breast	S95-16140	9/19/95	1							
Fat	breast	S95-16145	9/19/95	1							
Fat	breast	S95-16148	9/11/95	1							
Fat	breast	S95-16148	9/18/95	3							
Fat	breast	S95-16162	9/19/95	1							
Fat	breast	S95-16184	9/12/95	1							
Fat	breast	S95-16192	10/9/95	1							
Fat	breast	S95-16223	9/12/95	1							
Fat	breast	S95-16223	9/19/95	3							

Appendix 3: Tissue Distribution

Report Period: 1994-1999

Breast related samples, PCTBO

		Accession #	Dist. Date	Non-frozen		OCT Frozen		Snap Frozen		Slides	
				N	T	N	T	N	T	N	T
Fat	breast	S95-16376	9/14/95	2							
Fat	breast	S95-16399	10/9/95	2							
Fat	breast	S95-16466	9/15/95	1							
Fat	breast	S95-16475	9/15/95	1							
Fat	breast	S95-16562	9/18/95	1							
Fat	breast	S95-16562	9/28/95	3							
Fat	breast	S95-16610	9/18/95	1							
Fat	breast	S95-16610	9/25/95	3							
Fat	axillary	S95-16716	10/9/95	1							
Fat	breast	S95-16755	9/20/95	1							
Fat	breast	S95-16755	9/28/95	3							
Fat	breast	S95-16758	9/25/95	1							
Fat	breast	S95-16811	9/21/95	1							
Fat	breast	S95-16811	9/27/95	3							
Fat	breast	S95-16811	9/28/95	3							
Fat	breast	S95-16872	9/21/95	1							
Fat	breast	S95-16872	9/28/95	1							
Fat	breast	S95-16934	9/22/95	2							
Fat	breast	S95-16934	9/28/95	3							
Fat	breast	S95-16994	9/28/95	1							
Fat	breast	S95-17121	9/26/95	1							
Fat	breast	S95-17123	9/28/95	1							
Fat	axillary	S95-17123	10/9/95	1							
Fat	breast	S95-17160	9/27/95	1							
Fat	breast	S95-17212	9/27/95	1							
Fat	breast	S95-17213	9/27/95	1							
Fat	breast	S95-17213	10/9/95	3							
Fat	breast	S95-17500	10/10/95	3							
Fat	breast	S95-17501	10/10/95	1							
Fat	breast	S95-17504	10/9/95	1							
Fat	breast	S95-17505	10/10/95	3							
Fat	breast	S95-17505	10/10/95	3							
Fat	breast	S95-17511	10/9/95	1							
Fat	breast	S95-17513	10/10/95	3							
Fat	breast	S95-17587	10/9/95	1							
Fat	breast	S95-17754	10/10/95	1							
Fat	breast	S95-17834	10/10/95	1							
Fat	breast	S95-17838	10/11/95	3							
Fat	breast	S95-17845	10/10/95	1							
Fat	breast	S95-17859	10/10/95	1							
Fat	breast	S95-17913	10/9/95	1							
Fat	breast	S95-17920	10/12/95	1							

Appendix 3: Tissue Distribution

Report Period: 1994-1999

Breast related samples, PCTBO

		Accession #	Dist. Date	Non-frozen		OCT Frozen		Snap Frozen		Slides	
				N	T	N	T	N	T	N	T
Fat	breast	S95-17926	10/12/95	1							
Fat	breast	S95-17985	10/10/95	1							
Fat	breast	S95-17985	10/17/95	3							
Fat	breast	S95-18040	10/12/95	1							
Fat	breast	S95-18218	10/17/95	1							
Fat	breast	S95-18222	10/13/95	1							
Fat	breast	S95-18243	10/17/95	2							
Fat	breast	S95-18243	10/17/95	2							
Fat	breast	S95-18243	10/17/95	2							
Fat	breast	S95-18243	10/17/95	1							
Fat	breast	S95-18259	10/17/95	1							
Fat	breast	S95-18332	10/17/95	1							
Fat	breast	S95-18366	10/16/95	1							
Fat	breast	S95-18398	10/17/95	1							
Fat	breast	S95-18398	10/20/95	3							
Fat	breast	S95-18398	10/23/95	1							
Fat	axillary	S95-18398	10/23/95	1							
Fat	breast	S95-18431	10/24/95	2							
Fat	axillary	S95-18434	10/20/95	2							
Fat	breast	S95-18603	10/19/95	1	1						
Fat	breast	S95-18603	10/19/95	1							
Fat	axillary	S95-18603	10/25/95	3							
Fat	breast	S95-18695	10/20/95	1							
Fat	breast	S95-18764	10/23/95	1							
Fat	breast	S95-18809	10/27/95	1							
Fat	axillary	S95-18809	10/27/95	1							
Fat	breast	S95-18820	1/12/95	1							
Fat	breast	S95-18861	11/3/95	2							
Fat	breast	S95-18891	10/27/95	1							
Fat	axillary	S95-18899	10/24/95	1							
Fat	axillary	S95-18899	10/27/95	1							
Fat	breast	S95-18952	11/1/95	2							
Fat	breast	S95-19104	10/27/95	1							
Fat	breast	S95-19104	11/7/95	2							
Fat	breast	S95-19262	10/30/95	1							
Fat	breast	S95-19262	11/7/95	3							
Fat	breast	S95-19272	10/31/95	1							
Fat	axillary	S95-19285	1/12/95	1							
Fat	breast	S95-19290	10/31/95	1							
Fat	breast	S95-19290	11/7/95	2							
Fat	breast	S95-19303	10/31/95	1							
Fat	breast	S95-19349	11/7/95	3							

Appendix 3: Tissue Distribution

Report Period: 1994-1999

Breast related samples, PCTBO

		Accession #	Dist. Date	Non-frozen		OCT Frozen		Snap Frozen		Slides	
				N	T	N	T	N	T	N	T
Fat	breast	S95-19426	11/1/95	1							
Fat	breast	S95-19426	11/7/95	1							
Fat	axillary	S95-19456	11/9/95	2							
Fat	breast	S95-19527	11/2/95	1							
Fat	breast	S95-19527	11/9/95	3							
Fat	breast	S95-19538	1/12/95	1							
Fat	breast	S95-19561	1/12/95	1							
Fat	breast	S95-19566	11/14/95	3							
Fat	breast	S95-19570	11/3/95	1							
Fat	breast	S95-19577	11/3/95	1							
Fat	breast	S95-19577	11/9/95	3							
Fat	breast	S95-19643	11/6/95	1							
Fat	breast	S95-19643	11/9/95	1							
Fat	breast	S95-19703	11/6/95	1							
Fat	breast	S95-19703	11/14/95	1							
Fat	axillary	S95-19703	11/14/95	1							
Fat	breast	S95-19711	11/7/95	1							
Fat	breast	S95-19754	11/7/95	1							
Fat	breast	S95-19762	11/7/95	1							
Fat	breast	S95-19763	11/7/95	1							
Fat	breast	S95-19769	11/7/95	1							
Fat	breast	S95-19769	11/14/95	1							
Fat	breast	S95-19780	11/7/95	1							
Fat	breast	S95-19780	11/14/95	1							
Fat	breast	S95-19796	11/7/95	1							
Fat	breast	S95-19796	11/7/95	1							
Fat	breast	S95-19798	11/8/95	3							
Fat	breast	S95-19798	11/14/95	1							
Fat	breast	S95-19798	11/14/95	1							
Fat	breast	S95-19798	11/14/95	2							
Fat	breast	S95-19976	11/14/95	1							
Fat	breast	S95-20041	11/10/95	1							
Fat	breast	S95-20041	11/17/95	2							
Fat	axillary	S95-20041	11/17/95	1							
Fat	breast	S95-20055	11/10/95	1							
Fat	breast	S95-20055	11/17/95	1							
Fat	breast	S95-20060	11/10/95	1							
Fat	breast	S95-20072	11/10/95	1							
Fat	breast	S95-20072	11/17/95	1							
Fat	breast	S95-20125	1/12/95	2							
Fat	axillary	S95-20137	1/12/95								
Fat	breast	S95-20150	11/13/95	2							

Appendix 3: Tissue Distribution

Report Period: 1994-1999

Breast related samples, PCTBO

		Accession #	Dist. Date	Non-frozen		OCT Frozen		Snap Frozen		Slides	
				N	T	N	T	N	T	N	T
Fat	breast	S95-20150	11/14/95	2							
Fat	breast	S95-20197	11/17/95	1							
Fat	axillary	S95-20201	11/17/95	1							
Fat	breast	S95-20259	11/14/95	3							
Fat	breast	S95-20259	11/20/95	3							
Fat	breast	S95-20272	11/14/95	2							
Fat	breast	S95-20273	11/14/95	1							
Fat	breast	S95-20293	11/22/95	1							
Fat	breast	S95-20301	11/14/95	1							
Fat	breast	S95-20301	11/14/95	1							
Fat	breast	S95-20363	11/15/95	1							
Fat	breast	S95-20372	11/15/95	1							
Fat	breast	S95-20562	1/12/95								
Fat	breast	S95-20710	11/20/95	1							
Fat	breast	S95-20743	11/20/95	1							
Fat	breast	S95-20743	11/28/95	3							
Fat	breast	S95-20800	11/28/95	3							
Fat	breast	S95-20844	11/21/95	1							
Fat	breast	S95-20849	11/21/95	1							
Fat	breast	S95-20849	11/21/95	1							
Fat	breast	S95-20890	11/21/95	1							
Fat	axillary	S95-20890	12/5/95	1							
Fat	breast	S95-20929	11/22/95	1							
Fat	breast	S95-20929	11/22/95	1							
Fat	breast	S95-20929	12/5/95	1							
Fat	breast	S95-20936	11/22/95	1							
Fat	breast	S95-20943	11/28/95	3							
Fat	breast	S95-21004	11/28/95	3							
Fat	breast	S95-21055	11/27/95	1							
Fat	breast	S95-21077	11/27/95	3							
Fat	breast	S95-21077	12/5/95	3							
Fat	breast	S95-21114	11/28/95	1							
Fat	breast	S95-21114	12/5/95	3							
Fat	breast	S95-21152	11/28/95	1							
Fat	breast	S95-21152	11/28/95	3							
Fat	axillary	S95-21205	12/5/95	1							
Fat	breast	S95-21269	11/30/95	1							
Fat	breast	S95-21343	11/30/95	1							
Fat	breast	S95-21343	12/11/95	1							
Fat	breast	S95-21412	12/7/95	1							
Fat	breast	S95-21430	12/7/95	1							
Fat	breast	S95-21464	12/7/95	1							

Appendix 3: Tissue Distribution

Report Period: 1994-1999

Breast related samples, PCTBO

		Accession #	Dist. Date	Non-frozen		OCT Frozen		Snap Frozen		Slides	
				N	T	N	T	N	T	N	T
Fat	breast	S95-21538	12/4/95	3							
Fat	breast	S95-21538	12/11/95	2							
Fat	breast	S95-21545	12/11/95	1							
Fat	breast	S95-21554	12/4/95	1							
Fat	breast	S95-21556	12/4/95	1							
Fat	breast	S95-21556	12/4/95	1							
Fat	breast	S95-21556	12/11/95	1							
Fat	axillary	S95-21557	12/11/95	1							
Fat	axillary	S95-21557	12/14/95	1							
Fat	breast	S95-21591	12/5/95	1							
Fat	breast	S95-21591	12/11/95	1							
Fat	breast	S95-21640	12/7/95	1							
Fat	breast	S95-21640	12/18/95	3							
Fat	breast	S95-21698	12/6/95	1							
Fat	breast	S95-21712	12/6/95	1							
Fat	breast	S95-21712	12/6/95	1							
Fat	breast	S95-21712	12/6/95	1							
Fat	breast	S95-21712	12/11/95	1							
Fat	axillary	S95-21712	12/11/95	1							
Fat	breast	S95-21751	12/6/95	1							
Fat	breast	S95-21751	12/14/95	1							
Fat	breast	S95-21751	12/22/95	1							
Fat	axillary	S95-21843	12/14/95	1							
Fat	breast	S95-21848	12/22/95	1							
Fat	breast	S95-21850	12/14/95	1							
Fat	breast	S95-21876	12/8/95	1							
Fat	breast	S95-21876	12/22/95	1							
Fat	breast	S95-21877	12/7/95	1							
Fat	breast	S95-21877	12/8/95	1							
Fat	breast	S95-21877	12/14/95	1							
Fat	breast	S95-21888	12/8/95	1							
Fat	axillary	S95-21888	12/14/95	1							
Fat	breast	S95-21888	12/18/95	1							
Fat	breast	S95-21899	12/8/95	1							
Fat	breast	S95-21899	12/14/95	1							
Fat	breast	S95-21902	12/8/95	1							
Fat	breast	S95-21912	12/18/95	1							
Fat	breast	S95-21937	12/14/95	1							
Fat	breast	S95-21964	12/11/95	1							
Fat	breast	S95-21964	12/11/95	1							
Fat	breast	S95-21964	12/14/95	1							
Fat	breast	S95-22012	12/11/95	1							

Appendix 3: Tissue Distribution

Report Period: 1994-1999

Breast related samples, PCTBO

		Accession #	Dist. Date	Non-frozen		OCT Frozen		Snap Frozen		Slides	
				N	T	N	T	N	T	N	T
Fat	breast	S95-22012	12/18/95	1							
Fat	breast	S95-22036	12/18/95	1							
Fat	breast	S95-22042	12/11/95	1							
Fat	breast	S95-22042	12/18/95	1							
Fat	breast	S95-22067	12/18/95	1							
Fat	breast	S95-22087	12/13/95	1							
Fat	breast	S95-22087	12/22/95	3							
Fat	breast	S95-22094	12/12/95	1							
Fat	breast	S95-22105	12/12/95	1							
Fat	breast	S95-22105	12/18/95	1							
Fat	breast	S95-22128	12/18/95	1							
Fat	breast	S95-22156	12/12/95	1							
Fat	breast	S95-22226	12/13/95	1							
Fat	breast	S95-22245	12/13/95	1							
Fat	breast	S95-22271	12/13/95	1							
Fat	breast	S95-22271	12/22/95	1							
Fat	breast	S95-22271	12/22/95	1							
Fat	breast	S95-22317	12/14/95	1							
Fat	breast	S95-22317	12/22/95	1							
Fat	breast	S95-22320	12/22/95	1							
Fat	breast	S95-22339	12/22/95	1							
Fat	breast	S95-22342	12/22/95	1							
Fat	breast	S95-22392	12/15/95	1							
Fat	breast	S95-22398	12/15/95	1							
Fat	breast	S95-22398	12/22/95	1							
Fat	breast	S95-22409	12/15/95	1							
Fat	breast	S95-22410	12/15/95	1							
Fat	breast	S95-22410	12/15/95	1							
Fat	breast	S95-22415	12/15/95	1							
Fat	breast	S95-22430	12/15/95	1							
Fat	breast	S95-22430	12/15/95	1							
Fat	breast	S95-22430	12/22/95	1							
Fat	breast	S95-22434	12/22/95	1							
Fat	axillary	S95-22434	12/22/95	1							
Fat	breast	S95-22450	12/22/95	2							
Fat	breast	S95-22525	12/18/95	1							
Fat	breast	S95-22549	1/2/96	1							
Fat	breast	S95-22574	12/18/95	1							
Fat	axillary	S95-22574	1/2/96	1							
Fat	breast	S95-22574	1/2/96	1							
Fat	breast	S95-22577	12/19/95	1							
Fat	breast	S95-22577	12/19/95	1							

Appendix 3: Tissue Distribution

Report Period: 1994-1999

Breast related samples, PCTBO

		Accession #	Dist. Date	Non-frozen		OCT Frozen		Snap Frozen		Slides	
				N	T	N	T	N	T	N	T
Fat	breast	S95-22583	12/19/95	1							
Fat	axillary	S95-22583	1/2/96	1							
Fat	breast	S95-22591	12/19/95	1							
Fat	breast	S95-22596	12/19/95	1							
Fat	breast	S95-22596	1/2/96	1							
Fat	breast	S95-22597	12/19/95	1							
Fat	breast	S95-22602	12/20/95	1							
Fat	breast	S95-22669	12/20/95	1							
Fat	breast	S95-22669	12/20/95	1							
Fat	breast	S95-22690	12/20/95	1							
Fat	breast	S95-22724	12/21/95	1							
Fat	breast	S95-22724	12/21/95	1							
Fat	breast	S95-22724	1/6/96	3							
Fat	breast	S95-22815	12/22/95	1							
Fat	breast	S95-22818	12/22/95	1							
Fat	axillary	S95-22820	1/6/96	1							
Fat	axillary	S95-22820	12/22/95	1							
Fat	breast	S95-22838	12/22/95	1							
Fat	breast	S95-22854	12/22/95	1							
Fat	breast	S95-22910	1/6/96	1							
Fat	breast	S95-22918	12/22/95	1							
Fat	breast	S95-23049	1/2/96	1							
Fat	breast	S95-23058	12/22/95	1							
Fat	breast	S96-77	1/10/96	3							
Fat	breast	S96-77	1/3/96	2							
Fat	axillary	S96-77	1/10/96	1							
Fat	breast	S96-86	1/3/96	1							
Fat	breast	S96-86	1/16/96	2							
Fat	breast	S96-167	1/10/96	2							
Fat	breast	S96-167	1/4/96	1							
Fat	breast	S96-197	1/10/96	1							
Fat	breast	S96-197	1/10/96	1							
Fat	breast	S96-197	1/4/96	1							
Fat	breast	S96-268	1/6/96	1							
Fat	breast	S96-273	1/6/96	1							
Fat	breast	S96-280	1/6/96	1							
Fat	breast	S96-280	1/23/96	3							
Fat	breast	S96-320	1/6/96	1							
Fat	breast	S96-320	1/23/96	3							
Fat	axillary	S96-326	1/10/96	1							
Fat	breast	S96-342	1/16/96	2							
Fat	breast	S96-371	1/10/96	2							

Appendix 3: Tissue Distribution

Report Period: 1994-1999

Breast related samples, PCTBO

		Accession #	Dist. Date	Non-frozen		OCT Frozen		Snap Frozen		Slides	
				N	T	N	T	N	T	N	T
Fat	breast	S96-409	1/9/96	1							
Fat	breast	S96-454	1/10/96	1							
Fat	breast	S96-454	1/16/96	1							
Fat	axillary	S96-454	1/18/96	1							
Fat	breast	S96-471	1/16/96	1							
Fat	breast	S96-601	1/11/96	2							
Fat	breast	S96-601	1/23/96	3							
Fat	breast	S96-676	1/12/96	1							
Fat	breast	S96-772	1/15/96	1							
Fat	breast	S96-783	1/23/96	1							
Fat	breast	S96-787	1/15/96	1							
Fat	breast	S96-789	1/15/96	2							
Fat	breast	S96-789	1/16/96	2							
Fat	breast	S96-789	1/23/96	3							
Fat	breast	S96-800	1/23/96	1							
Fat	breast	S96-872	1/16/96	1							
Fat	breast	S96-872	1/16/96	1							
Fat	breast	S96-900	1/16/96	1							
Fat	axillary	S96-900	1/17/96	1							
Fat	breast	S96-900	1/23/96	3							
Fat	breast	S96-906	1/16/96	1							
Fat	breast	S96-914	1/16/96	1							
Fat	breast	S96-930	1/17/96	1							
Fat	breast	S96-930	1/23/96	3							
Fat	breast	S96-937	1/17/96	1							
Fat	axillary	S96-937	1/18/96	1							
Fat	breast	S96-937	1/24/96	3							
Fat	breast	S96-946	1/17/96	1							
Fat	axillary	S96-946	1/17/96	1							
Fat	breast	S96-946	1/24/96	2							
Fat	axillary	S96-998	1/17/96	1							
Fat	breast and	S96-998	2/1/96	2							
Fat	breast	S96-1144	1/18/96	1							
Fat	breast	S96-1171	1/18/96	2							
Fat	breast	S96-1171	1/24/96	1							
Fat	breast	S96-1171	1/29/96	2							
Fat	breast	S96-1319	1/23/96	1							
Fat	breast	S96-1322	1/23/96	1							
Fat	breast	S96-1337	1/23/96	1							
Fat	breast	S96-1340	1/23/96	1							
Fat	breast	S96-1456	1/24/96	1							
Fat	breast	S96-1579	1/25/96	1							

Appendix 3: Tissue Distribution

Report Period: 1994-1999

Breast related samples, PCTBO

		Accession #	Dist. Date	Non-frozen		OCT Frozen		Snap Frozen		Slides	
				N	T	N	T	N	T	N	T
Fat	breast	S96-1610	1/25/96	1							
Fat	breast	S96-1643	1/25/96	1							
Fat	breast	S96-1669	1/26/96	1							
Fat	breast	S96-1801	1/29/96	1							
Fat	breast	S96-1801	2/6/96	2							
Fat	breast	S96-1808	1/30/96	1							
Fat	axillary	S96-1834	2/6/96	1							
Fat	breast	S96-1852	2/6/96	1							
Fat	axillary	S96-1881	2/5/96	1							
Fat	axillary	S96-1931	2/6/96	1							
Fat	breast	S96-1994	1/31/96	1							
Fat	breast	S96-2193	2/5/96	1							
Fat	breast	S96-2200	2/5/96	1							
Fat	breast	S96-2200	2/6/96	1							
Fat	breast	S96-2200	2/9/96	1							
Fat	breast	S96-2222	2/5/96	1							
Fat	breast	S96-2222	2/12/96		1						
Fat	breast	S96-2281	2/5/96	1							
Fat	breast	S96-2281	2/6/96	1							
Fat	breast	S96-2281	2/12/96		1						
Fat	breast	S96-2404	2/8/96	1							
Fat	axillary	S96-2404	2/19/96		2						
Fat	breast	S96-2404	2/14/96		1						
Fat	breast	S96-2418	2/8/96	1							
Fat	breast	S96-2418	2/14/96		3						
Fat	breast	S96-2508	2/8/96	1							
Fat	breast	S96-2508	2/14/96		1						
Fat	breast	S96-2531	2/8/96	1							
Fat	breast	S96-2585	2/9/96	1							
Fat	breast	S96-2595	2/9/96	1							
Fat	breast	S96-2595	2/15/96		1						
Fat	breast	S96-2596	2/9/96	1							
Fat	breast	S96-2603	2/15/96		1						
Fat	breast	S96-2612	2/19/96		2						
Fat	breast	S96-2612	2/19/96		1						
Fat	breast	S96-2626	2/19/96		2						
Fat	breast	S96-2634	2/15/96		1						
Fat	breast	S96-2704	2/12/96		1						
Fat	breast	S96-2708	2/19/96		1						
Fat	breast	S96-2708	2/12/96		1						
Fat	breast	S96-2709	2/12/96		1						
Fat	breast	S96-2711	2/12/96		1						

Appendix 3: Tissue Distribution

Report Period: 1994-1999

Breast related samples, PCTBO

		Accession #	Dist. Date	Non-frozen		OCT Frozen		Snap Frozen		Slides	
				N	T	N	T	N	T	N	T
Fat	breast	S96-2786	2/19/96		2						
Fat	breast	S96-2917	2/22/96		3						
Fat	breast	S96-2970	2/15/96		1						
Fat	breast	S96-3038	2/16/96		1						
Fat	breast	S96-3052	2/22/96		1						
Fat	breast	S96-3052	2/16/96		1						
Fat	breast	S96-3111	3/5/96	1							
Fat	breast	S96-3111	2/19/96		1						
Fat	breast	S96-3130	2/26/96	3							
Fat	axillary	S96-3130	3/5/96	1							
Fat	breast	S96-3130	2/19/96		1						
Fat	breast	S96-3130	2/19/96		1						
Fat	breast	S96-3131	2/27/96	3							
Fat	breast	S96-3131	2/19/96		1						
Fat	breast	S96-3158	2/22/96		1						
Fat	breast	S96-3158	2/19/96		1						
Fat	breast	S96-3158	2/20/96		3						
Fat	breast	S96-3227	2/20/96		1						
Fat	breast	S96-3253	3/1/96	2							
Fat	breast	S96-3253	3/1/96	1							
Fat	breast	S96-3253	2/20/96		2						
Fat	breast	S96-3302	3/1/96	2							
Fat	axillary	S96-3302	3/5/96	1							
Fat	breast	S96-3302	2/21/96		1						
Fat	axillary	S96-3302	2/21/96		1						
Fat	breast	S96-3344	2/28/96	3							
Fat	breast	S96-3344	2/21/96		1						
Fat	breast	S96-3412	3/1/96	1							
Fat	breast	S96-3412	2/22/96		1						
Fat	breast	S96-3414	3/1/96	1							
Fat	axillary	S96-3414	3/1/96	1							
Fat	breast	S96-3414	2/22/96		1						
Fat	breast	S96-3428	3/5/96	1							
Fat	breast	S96-3428	3/5/96	1							
Fat	breast	S96-3484	2/23/96		1						
Fat	breast	S96-3485	2/23/96		1						
Fat	breast	S96-3503	2/23/96		1						
Fat	breast	S96-3524	2/23/96		1						
Fat	breast	S96-3591	3/5/96	2							
Fat	breast	S96-3591	2/26/96		1						
Fat	axillary	S96-3612	3/5/96	1							
Fat	breast	S96-3765	3/5/96	1							

Appendix 3: Tissue Distribution

Report Period: 1994-1999

Breast related samples, PCTBO

		Accession #	Dist. Date	Non-frozen		OCT Frozen		Snap Frozen		Slides	
				N	T	N	T	N	T	N	T
Fat	breast	S96-3872	2/29/96	1							
Fat	breast	S96-3917	3/7/96	1							
Fat	axillary	S96-3917	3/7/96	1							
Fat	breast	S96-3969	3/7/96	3							
Fat	breast	S96-3969	3/11/96	1							
Fat	breast	S96-3969	3/11/96	2							
Fat	breast	S96-3996	3/7/96	1							
Fat	breast	S96-4093	3/12/96	3							
Fat	breast	S96-4179	3/13/96	1							
Fat	breast	S96-4179	3/13/96	1							
Fat	axillary	S96-4179	3/13/96	1							
Fat	axillary	S96-4304	3/6/96	1							
Fat	breast	S96-4304	3/14/96	1							
Fat	breast	S96-4306	3/12/96	3							
Fat	breast	S96-4410	3/12/96	2							
Fat	axillary	S96-4410	3/12/96	1							
Fat	breast	S96-4589	3/18/96	3							
Fat	breast	S96-4629	3/20/96	1							
Fat	breast	S96-4818	3/20/96	1							
Fat	breast	S96-4873	3/25/96	1							
Fat	breast	S96-4897	4/2/96	3							
Fat	breast	S96-4898	3/21/96	2							
Fat	breast	S96-4899	4/22/96		1						
Fat	breast	S96-4925	3/21/96	2							
Fat	breast	S96-5010	3/21/96	1							
Fat	breast	S96-5078	3/20/96	1							
Fat	breast	S96-5078	3/28/96	3							
Fat	breast	S96-5081	3/28/96	3							
Fat	breast	S96-5085	3/25/96	1							
Fat	breast	S96-5100	3/28/96	1							
Fat	breast	S96-5244	3/29/96	1							
Fat	breast	S96-5266	3/26/96	1							
Fat	breast	S96-5368	3/25/96	1							
Fat	breast	S96-5368	4/1/96	1							
Fat	axillary	S96-5404	3/26/96	1							
Fat	breast	S96-5404	4/1/96	2							
Fat	breast	S96-5452	4/1/96	1							
Fat	breast	S96-5491	4/2/96	1							
Fat	breast	S96-5508	4/2/96	1							
Fat	axillary	S96-5516	3/26/96	1							
Fat	breast	S96-5516	4/1/96	2							
Fat	breast	S96-5683	4/2/96	1							

Appendix 3: Tissue Distribution

Report Period: 1994-1999

Breast related samples, PCTBO

		Accession #	Dist. Date	Non-frozen		OCT Frozen		Snap Frozen		Slides	
				N	T	N	T	N	T	N	T
Fat	breast	S96-5755	4/2/96	1							
Fat	axillary	S96-5911	4/3/96	1							
Fat	breast	S96-6251	4/16/96		3						
Fat	breast	S96-6257	4/16/96		2						
Fat	breast	S96-6416	4/17/96		2						
Fat	breast	S96-6417	4/16/96		1						
Fat	breast	S96-6505	4/17/96		3						
Fat	breast	S96-6848	4/16/96		1						
Fat	breast	S96-6848	4/26/96		3						
Fat	breast	S96-6954	4/17/96		1						
Fat	breast	S96-7051	4/18/96		1						
Fat	breast	S96-7051	5/3/96		3						
Fat	breast	S96-7151	4/19/96		1						
Fat	breast	S96-7154	4/19/96		1						
Fat	breast	S96-7154	4/29/96		1						
Fat	breast	S96-7183	4/19/96		1						
Fat	breast	S96-7230	4/29/96		1						
Fat	breast	S96-7230	5/3/96		3						
Fat	breast	S96-7256	4/22/96		1						
Fat	breast	S96-7256	4/29/96		1						
Fat	breast	S96-7291	4/22/96		1						
Fat	breast	S96-7292	4/22/96		1						
Fat	breast	S96-7316	4/22/96		1						
Fat	breast	S96-7330	4/22/96		1						
Fat	breast	S96-7330	4/29/96		2						
Fat	breast	S96-7331	4/23/96		1						
Fat	breast	S96-7331	5/3/96		2						
Fat	breast	S96-7343	4/30/96		3						
Fat	breast	S96-7351	4/30/96		3						
Fat	breast	S96-7376	4/23/96		1						
Fat	breast	S96-7376	5/2/96		3						
Fat	breast	S96-7457	4/24/96		1						
Fat	breast	S96-7457	5/3/96		2						
Fat	breast	S96-7787	4/29/96		1						
Fat	breast	S96-7787	5/3/96		3						
Fat	breast	S96-7790	4/29/96		1						
Fat	breast	S96-7847	4/30/96		1						
Fat	breast	S96-7903	4/30/96		1						
Fat	breast	S96-7903	4/30/96		1						
Fat	breast	S96-7910	4/30/96		1						
Fat	breast	S96-7968	5/1/96		1						
Fat	breast	S96-7968	5/8/96		3						

Appendix 3: Tissue Distribution

Report Period: 1994-1999

Breast related samples, PCTBO

		Accession #	Dist. Date	Non-frozen		OCT Frozen		Snap Frozen		Slides	
				N	T	N	T	N	T	N	T
Fat	breast	S96-7994	5/2/96		1						
Fat	breast	S96-8023	5/8/96		2						
Fat	breast	S96-8045	5/2/96		1						
Fat	breast	S96-8045	5/14/96		3						
Fat	breast	S96-8073	5/2/96		1						
Fat	breast	S96-8121	5/8/96		1						
Fat	breast	S96-8213	5/14/96		1						
Fat	breast	S96-8220	5/17/96		1						
Fat	breast	S96-8220	5/17/96		1						
Fat	breast	S96-8236	5/6/96		1						
Fat	breast	S96-8236	5/14/96		1						
Fat	breast	S96-8272	5/6/96		1						
Fat	breast	S96-8293	5/6/96		1						
Fat	breast	S96-8293	5/14/96		1						
Fat	breast	S96-8393	5/7/96		1						
Fat	breast	S96-8393	5/17/96		1						
Fat	breast	S96-8399	5/21/96		3						
Fat	breast	S96-8467	5/21/96		3						
Fat	breast	S96-8486	5/8/96		1						
Fat	breast	S96-8619	5/21/96		1						
Fat	breast	S96-8655	5/21/96		1						
Fat	breast	S96-8664	5/10/96		1						
Fat	breast	S96-8668	5/21/96		1						
Fat	breast	S96-8797	5/13/96		1						
Fat	breast	S96-8800	5/17/96		1						
Fat	breast	S96-8882	5/14/96		1						
Fat	breast	S96-8884	5/14/96		1						
Fat	breast	S96-8909	5/14/96		1						
Fat	breast	S96-8909	5/14/96		1						
Fat	breast	S96-8913	5/14/96		1						
Fat	breast	S96-8916	5/14/96		1						
Fat	breast	S96-8921	5/14/96		1						
Fat	breast	S96-8937	5/14/96		1						
Fat	breast	S96-8961	5/15/96		1						
Fat	breast	S96-9109	5/16/96		1						
Fat	breast	S96-9109	5/28/96		1						
Fat	breast	S96-9156	5/17/96		1						
Fat	breast	S96-9159	5/17/96		1						
Fat	breast	S96-9194	5/17/96		1						
Fat	breast	S96-9194	5/23/96		1						
Fat	breast	S96-9247	5/20/96		1						
Fat	breast	S96-9247	5/30/96		3						

Appendix 3: Tissue Distribution

Report Period: 1994-1999

Breast related samples, PCTBO

		Accession #	Dist. Date	Non-frozen		OCT Frozen		Snap Frozen		Slides	
				N	T	N	T	N	T	N	T
Fat	breast	S96-9266	5/20/96		1						
Fat	breast	S96-9270	5/20/96		1						
Fat	breast	S96-9292	5/20/96		1						
Fat	breast	S96-9385	5/21/96		1						
Fat	breast	S96-9385	5/30/96		3						
Fat	breast	S96-9388	5/23/96		1						
Fat	breast	S96-9388	5/23/96		1						
Fat	breast	S96-9425	5/30/96		2						
Fat	breast	S96-9466	5/22/96		1						
Fat	breast	S96-9563	5/24/96		1						
Fat	breast	S96-9563	5/30/96		1						
Fat	breast	S96-9568	5/24/96		1						
Fat	breast	S96-9568	5/30/96		1						
Fat	breast	S96-9586	5/24/96		1						
Fat	breast	S96-9587	5/24/96		1						
Fat	axillary	S96-9620	5/24/96		1						
Fat	breast	S96-9683	5/28/96		1						
Fat	breast	S96-9687	5/28/96		1						
Fat	breast	S96-9721	5/28/96		1						
Fat	breast	S96-9733	5/28/96		1						
Fat	breast	S96-9733	5/28/96		1						
Fat	breast	S96-9882	5/30/96		1						
Fat	breast	S96-9882	6/4/96		1						
Fat	breast	S96-9885	5/30/96		1						
Fat	breast	S96-9955	5/31/96		1						
Fat	breast	S96-10007	5/31/96		1						
Fat	breast	S96-10007	5/31/96		1						
Fat	breast	S96-10022	5/31/96		1						
Fat	breast	S96-10025	5/31/96		1						
Fat	breast	S96-10088	6/7/96		1						
Fat	breast	S96-10119	6/3/96		1						
Fat	breast	S96-10119	6/3/96		1						
Fat	breast	S96-10125	6/3/96		1						
Fat	breast	S96-10125	6/7/96		3						
Fat	breast	S96-10146	6/3/96		1						
Fat	breast	S96-10197	6/4/96		1						
Fat	breast	S96-10197	6/4/96		1						
Fat	breast	S96-10197	6/7/96		2						
Fat	breast	S96-10225	6/4/96		1						
Fat	breast	S96-10337	6/5/96		1						
Fat	breast	S96-10389	6/6/96		1						
Fat	breast	S96-10389	6/7/96		1						

Appendix 3: Tissue Distribution

Report Period: 1994-1999

Breast related samples, PCTBO

		Accession #	Dist. Date	Non-frozen		OCT Frozen		Snap Frozen		Slides	
				N	T	N	T	N	T	N	T
Fat	breast	S96-10415	6/6/96		1						
Fat	breast	S96-10415	6/18/96		1						
Fat	breast	S96-10433	6/6/96		1						
Fat	breast	S96-10433	6/18/96		1						
Fat	breast	S96-10440	6/6/96		1						
Fat	breast	S96-10440	6/20/96		1						
Fat	breast	S96-10485	6/7/96		1						
Fat	breast	S96-10503	6/7/96		1						
Fat	breast	S96-10503	6/18/96		1						
Fat	breast	S96-10517	6/7/96		1						
Fat	breast	S96-10518	6/7/96		1						
Fat	breast	S96-10518	6/7/96		1						
Fat	breast	S96-10541	6/7/96		1						
Fat	breast	S96-10547	6/7/96		1						
Fat	breast	S96-10559	6/20/96		1						
Fat	breast	S96-10626	6/10/96		1						
Fat	breast	S96-10626	6/10/96		1						
Fat	breast	S96-10626	6/20/96		2						
Fat	breast	S96-10630	6/10/96		1						
Fat	breast	S96-10699	6/11/96		1						
Fat	breast	S96-10704	6/11/96		1						
Fat	breast	S96-10715	6/11/96		1						
Fat	breast	S96-10715	6/20/96		1						
Fat	breast	S96-10746	6/18/96		1						
Fat	breast	S96-10746	6/20/96		1						
Fat	breast	S96-10799	6/12/96		1						
Fat	breast	S96-10799	6/20/96		3						
Fat	breast	S96-10821	6/12/96		1						
Fat	breast	S96-10821	6/20/96		1						
Fat	breast	S96-10950	6/14/96		1						
Fat	breast	S96-10950	6/20/96		1						
Fat	breast	S96-10954	6/14/96		1						
Fat	breast	S96-10998	6/14/96		1						
Fat	breast	S96-10999	6/14/96		1						
Fat	breast	S96-11016	6/14/96		1						
Fat	breast	S96-11016	6/20/96		1						
Fat	breast	S96-11078	6/18/96		1						
Fat	breast	S96-11080	6/17/96		1						
Fat	breast	S96-11129	6/18/96		1						
Fat	breast	S96-11129	6/28/97		1						
Fat	breast	S96-11174	6/19/96		1						
Fat	breast	S96-11174	6/18/96	1							

Appendix 3: Tissue Distribution

Report Period: 1994-1999

Breast related samples, PCTBO

		Accession #	Dist. Date	Non-frozen		OCT Frozen		Snap Frozen		Slides	
				N	T	N	T	N	T	N	T
Fat	breast	S96-11174	6/28/96		1						
Fat	breast	S96-11204	6/19/96		1						
Fat	breast	S96-11204	6/28/97		1						
Fat	breast	S96-11227	6/19/96		1						
Fat	breast	S96-11227	6/28/97		1						
Fat	breast	S96-11244	6/26/96		2						
Fat	breast	S96-11250	6/18/96		1						
Fat	breast	S96-11412	6/20/96		1						
Fat	breast	S96-11434	6/21/96		1						
Fat	breast	S96-11434	6/28/96		1						
Fat	breast	S96-11532	6/24/96		1						
Fat	breast	S96-11532	6/25/96		1						
Fat	breast	S96-11532	6/25/96		1						
Fat	breast	S96-11532	6/29/97		2						
Fat	breast	S96-11566	6/25/96		1						
Fat	breast	S96-11566	7/2/97		2						
Fat	breast	S96-11583	6/26/96		1						
Fat	breast	S96-11583	7/2/97		3						
Fat	breast	S96-11620	6/25/96		1						
Fat	breast	S96-11620	6/28/97		1						
Fat	breast	S96-11631	6/25/96		1						
Fat	breast	S96-11690	6/26/96		1						
Fat	breast	S96-11971	7/1/96		1						
Fat	breast	S96-11971	7/9/96		1						
Fat	breast	S96-11983	7/1/97		1						
Fat	breast	S96-11984	7/1/96		6						
Fat	breast	S96-11984	7/1/97		1						
Fat	breast	S96-12084	7/2/96		1						
Fat	breast	S96-12529	7/11/96		1						
Fat	1235 Cases	1787 Wholes	Sect	1484	302			1			
Total for PI	1239 Cases	1792 Wholes	Sect	1486	302		1	2	1		
Grand Totals	1922 Cases	2447 Wholes	2856 Sect	1713	526	76	58	44	30	6	?

Appendix 4: Tissue Available

Breast Cancer Related Samples, PCTBO

Date Frozen	Accession Type & No.	Tissue type	OCT Normal	OCT Tumor	Slide Normal	Slide Tumor	Snap Normal	Snap Tumor	Paraffin Normal	Paraffin Tumor
7/6/94	* S94-11472	Breast	3	2						
7/8/94	S94-11688	Breast	2	2						
7/15/94	* S94-12104	Breast	2							
7/15/94	* S94-12126	Breast	1	1						
7/15/94	S94-12136	Breast	1	1						
7/22/94	* S94-12603	Breast	1	1						
7/26/94	S94-12778	Breast		3						
7/27/94	S94-12912	Breast	2	2						
8/1/94	S94-13117	Breast	1	1						
8/2/94	S94-13199	Breast	1	1						
8/9/94	S94-13631	Breast					1	1		
8/11/94	* S94-13831	Breast	1							
8/31/94	S94-15063	Breast	1	1						
9/2/94	* S94-15249	Breast		1						
9/2/94	* S94-15249	Breast		1						
9/16/94	* S94-15938	Breast		1						
9/21/94	* S94-16244	Breast	1							
9/21/94	* S94-16244	Breast	1	2						
10/7/94	S94-17299	Breast		2						
10/10/94	S94-17390	Breast		6						
10/13/94	S94-17451	Breast					1	1		
10/13/94	S94-17659	Breast		1						
10/17/94	S94-17822	Breast	3	2						
10/17/94	* S94-17899	Breast	2	1						
10/18/94	* S94-17899	Breast		1						
10/31/94	S94-18677	Breast	2	3			0	0		
11/1/94	* S94-18820	Breast	1							
11/1/94	* S94-18820	Breast							4	
11/3/94	S94-18988	Breast	2	6			0	0		
11/3/94	S94-19004	Breast	1	1						
11/7/94	S94-19163	Breast	2	2						
11/21/94	S94-20131	Breast	1							
11/30/94	* S94-20650	Breast					1	1		
12/7/94	S94-21123	Breast	2	1						
12/16/94	S94-21791	Breast	2	3			0	0		
12/16/94	* S94-21796	Breast	1	1						
12/22/94	S94-22158	Breast					1	1		
12/28/94	S94-22349	Breast		8						
1/16/95	S95-792	Breast	1	1						
1/17/95	S95-876	Breast	1	1						
1/24/95	* S95-1352	Breast	3							
1/31/95	S95-1852	Breast	2	2						
2/6/95	S95-2274	Breast								1
2/7/95	* S95-2302	Breast	2	2						

* Tissue samples are available for this patient from multiple cases and/or parts.

Appendix 4: Tissue Available

Breast Cancer Related Samples, PCTBO

Date Frozen	Accession Type & No.	Tissue type	OCT Normal	OCT Tumor	Slide Normal	Slide Tumor	Snap Normal	Snap Tumor	Paraffin Normal	Paraffin Tumor
2/15/95	* S95-2897	Breast	1							
2/22/95	* S95-2940	Breast	2	2						
2/27/95	* S95-2940	Breast		0		15				
2/16/95	* S95-2988	Breast		0		15				
2/22/95	* S95-2988	Breast	2	2			1	1		
2/24/95	* S95-3320	Breast	1							
2/22/95	* S95-3320	Breast	2							
2/27/95	* S95-3551	Breast		6				1		1
2/27/95	* S95-3551	Breast		15						
2/28/95	* S95-3684	Breast	2	2						
3/3/95	S95-3910	Breast					1	1		
3/6/95	S95-3998	Breast		0		15				
3/7/95	S95-4078	Breast		0		15				
3/7/95	* S95-4153	Breast		7				0		
3/8/95	* S95-4153	Breast							3	3
3/10/95	S95-4386	Breast	2	3						
3/14/95	* S95-4556	Breast	3	3						
3/17/95	S95-4893	Breast							1	1
3/20/95	* S95-4921	Breast	1	1						
3/20/95	* S95-4921	Breast		0		13				
3/20/95	* S95-4952	Breast		0		14				
3/20/95	S95-4954	Breast	2	2						
3/20/95	S95-4961	Breast	2	2						
3/21/95	S95-4990	Breast	3	2						
3/21/95	* S95-4997	Breast	2	2						
3/22/95	* S95-4997	Breast		0		15				
3/22/95	S95-5073	Breast	2	2						
3/23/95	* S95-5152	Breast	2	2						
3/29/95	* S95-5257	Breast							2	3
3/31/95	* S95-5470	Breast		0		15				
3/31/95	* S95-5668	Breast	2	2						
3/31/95	* S95-5668	Breast		0		15				
4/3/95	S95-5798	Breast	2	2						
4/10/95	* S95-6255	Breast	2	3			0	0		
4/13/95	* S95-6255	Breast		0		15				
4/12/95	S95-6435	Breast	2	1						1
4/12/95	* S95-6445	Breast	2							
4/13/95	* S95-6445	Breast		0		15				
5/6/95	S95-6657	Breast		0		8				
4/17/95	* S95-6658	Breast	1	1						1
5/6/95	* S95-6658	Breast		0		8				
4/17/95	S95-6664	Breast	2	2						
4/17/95	S95-6687	Breast	1	1						
4/24/95	* S95-7192	Breast	1	1						

* Tissue samples are available for this patient from multiple cases and/or parts.

Appendix 4: Tissue Available

Breast Cancer Related Samples, PCTBO

Date Frozen	Accession Type & No.	Tissue type	OCT Normal	OCT Tumor	Slide Normal	Slide Tumor	Snap Normal	Snap Tumor	Paraffin Normal	Paraffin Tumor
4/28/95	* S95-7192	Breast								2
4/24/95	* S95-7215	Breast	1	1						
4/25/95	* S95-7286	Breast	1	1						
5/3/95	S95-7359	Breast								4
5/3/95	S95-7408	Breast								2
5/1/95	* S95-7583	Breast	2	2						
5/8/95	* S95-7583	Breast								1
5/1/95	S95-7599	Breast	2	2						1
5/1/95	* S95-7601	Breast	2	2						1
5/5/95	* S95-7601	Breast								2
5/1/95	S95-7647	Breast	2	2						
5/17/95	* S95-8820	Breast	2	4						
5/25/95	S95-9166	Breast		0		15				
5/25/95	S95-9167	Breast		0		15				
5/24/95	* S95-9272	Breast	1	1						
5/25/95	* S95-9272	Breast		0		15				
5/26/95	S95-9486	Breast	1	1						
5/31/95	* S95-9729	Breast	6	15						
6/2/95	S95-9927	Breast		2						
6/7/95	S95-9980	Breast							1	1
6/12/95	S95-10463	Breast	1	1						
6/13/95	* S95-10548	Breast	2	2					1	1
6/20/95	* S95-10548	Breast								2
6/14/95	* S95-10659	Breast	1	1					1	1
6/21/95	* S95-10659	Breast								1
6/16/95	S95-10798	Breast	1	1						
6/21/95	* S95-11124	Breast	1	1						
6/21/95	* S95-11124	Breast		0		15				
6/21/95	* S95-11125	Breast							2	2
7/5/95	* S95-11125	Breast							2	1
6/23/95	S95-11240	Breast	1	1						
6/26/95	* S95-11358	Breast		2						
6/26/95	* S95-11358	Breast		0		15				
6/27/95	S95-11427	Breast		0		15				
6/27/95	* S95-11445	Breast	2	1						
6/27/95	* S95-11445	Breast		0		15				
6/28/95	S95-11610	Breast	2	2						
6/29/95	S95-11709	Breast					1	1		
6/30/95	* S95-11746	Breast	2	2						1
6/27/95	* S95-11746	Breast		0		15				
6/21/95	S95-11921	Breast		0		15				
7/6/95	S95-11962	Breast		1						
7/19/95	S95-11972	Breast		1						
7/10/95	* S95-12114	Breast	2	4			1	1	2	2

* Tissue samples are available for this patient from multiple cases and/or parts.

Appendix 4: Tissue Available

Breast Cancer Related Samples, PCTBO

Date Frozen	Accession Type & No.	Tissue type	OCT Normal	OCT Tumor	Slide Normal	Slide Tumor	Snap Normal	Snap Tumor	Paraffin Normal	Paraffin Tumor
7/11/95	S95-12161	Breast	3	5						
7/12/95	S95-12253	Breast	1	2						
7/18/95	S95-12627	Breast		0		15				
7/18/95	S95-12647	Breast	2	2						
7/25/95	S95-13137	Breast		7				3		
7/26/95	S95-13293	Breast	5	1						
8/7/95	S95-13963	Breast		3						
8/9/95	* S95-14172	Breast		0		15				
8/9/95	* S95-14172	Breast	3	2						
8/9/95	S95-14209	Breast	6	6				0	1	1
8/11/95	S95-14350	Breast	1	1						
8/12/95	* S95-14374	Breast	3	6						
8/16/95	S95-14612	Breast		4						
8/30/95	* S95-15465	Breast	8	4						
8/30/95	* S95-15484	Breast	2	1						
9/5/95	S95-15759	Breast	3	3						1
9/6/95	S95-15789	Breast	2							
9/6/95	* S95-15854	Breast	2	2						
9/6/95	* S95-15854	Breast		0		15				
9/8/95	S95-15965	Breast	2	1						
9/11/95	* S95-16148	Breast	1	3						
9/18/95	* S95-16562	Breast	5	9				0		
9/18/95	* S95-16562	Breast		0		15				
9/19/95	* S95-16716	Breast		1						
9/19/95	* S95-16716	Breast		0		15				
9/22/95	S95-16934	Breast	5	4			0	0		
9/22/95	S95-16934	Breast		0		15				
9/26/95	S95-17122	Breast		0		15				
10/02/95	S95-17500	Breast		0		15				
10/11/95	* S95-17513	Breast		1						
10/02/95	* S95-17513	Breast		0		15				
10/10/95	* S95-17985	Breast	3	3			0	0	1	1
10/17/95	S95-18259	Breast								2
10/17/95	* S95-18398	Breast	1	1						
10/18/95	* S95-18398	Breast							1	1
10/17/95	* S95-18398	Breast		0		15				
10/17/95	* S95-18398	Breast							1	1
10/17/95	* S95-18398	Breast								1
10/17/95	S95-18434	Breast		0		15				
10/17/95	S95-18434	Breast								1
10/19/95	S95-18603	Breast				15				
10/27/95	S95-18603	Breast							2	2
10/20/95	S95-18666	Breast				15				
11/7/95	* S95-19426	Breast							1	1

* Tissue samples are available for this patient from multiple cases and/or parts.

Appendix 4: Tissue Available

Breast Cancer Related Samples, PCTBO

Date Frozen	Accession Type & No.	Tissue type	OCT Normal	OCT Tumor	Slide Normal	Slide Tumor	Snap Normal	Snap Tumor	Paraffin Normal	Paraffin Tumor
11/1/95	* S95-19426	Breast		0		15				
11/6/95	* S95-19566	Breast	1	1						
11/3/95	S95-19577	Breast	1	1						
11/6/95	* S95-19643	Breast		0		15				
11/6/95	* S95-19703	Breast	1	1						
11/6/95	* S95-19703	Breast		0		15				
11/7/95	* S95-19769	Breast		1						
11/7/95	* S95-19769	Breast		0		15				
11/10/95	S95-20072	Breast	1	1						
11/14/95	S95-20259	Breast	2	2						
11/14/95	* S95-20273	Breast		1						
11/14/95	* S95-20273	Breast		0		15				
11/15/95	S95-20362	Breast		0		15				
11/15/95	S95-20362	Breast		1						
11/17/95	S95-20580	Breast		1						
11/17/95	S95-20580	Breast		0		15				
11/20/95	S95-20743	Breast	1	1						
11/21/95	* S95-20890	Breast	1	1						
11/22/95	S95-20952	Breast		0		15				
11/28/95	* S95-21114	Breast		0		15				
11/28/95	S95-21152	Breast	1	1						
12/8/95	* S95-21877	Breast		2						
12/8/95	* S95-21877	Breast		0		15				
12/11/95	* S95-22012	Breast	1	1						
12/11/95	* S95-22042	Breast	1	1						
12/11/95	* S95-22042	Breast		0		15				
12/12/95	* S95-22067	Breast							1	1
12/12/95	* S95-22067	Breast		0		15				
12/12/95	S95-22156	Breast		2						
12/19/95	S95-22566	Breast		0		15				
12/19/95	* S95-22574	Breast	1	1						
12/19/95	* S95-22574	Breast		0		15				
12/19/95	* S95-22577	Breast		1						
12/19/95	* S95-22577	Breast		0		15				
12/19/95	S95-22583	Breast	2	2					1	1
12/19/95	* S95-22591	Breast	2	2						
12/22/95	* S95-22724	Breast		2						
1/3/96	S96-77	Breast							1	1
1/3/96	S96-86	Breast	1	1					1	1
1/4/96	* S96-167	Breast	1	1						
1/6/96	S96-280	Breast	0	1						
1/5/96	* S96-319	Breast		0		10				
1/10/96	* S96-471	Breast		0		38				
1/16/96	S96-797	Breast		0		10				

* Tissue samples are available for this patient from multiple cases and/or parts.

Appendix 4: Tissue Available

Breast Cancer Related Samples, PCTBO

Date Frozen	Accession Type & No.	Tissue type	OCT Normal	OCT Tumor	Slide Normal	Slide Tumor	Snap Normal	Snap Tumor	Paraffin Normal	Paraffin Tumor
1/16/96	* S96-800	Breast		0		10				
1/16/96	* S96-872	Breast	1	1						
1/17/96	* S96-872	Breast		0		15				
1/16/96	* S96-900	Breast	2	4						
1/17/96	* S96-900	Breast		0		10				
1/17/96	S96-937	Breast	1	1						
1/17/96	* S96-946	Breast	2	2					1	1
1/23/96	* S96-946	Breast		0		10				
1/23/96	S96-992	Breast		0		15				
1/19/96	* S96-1171	Breast	0	1						
1/23/96	* S96-1171	Breast		0		10				
1/23/96	* S96-1319	Breast		0		15				
1/23/96	* S96-1340	Breast	1	1						
1/23/96	* S96-1340	Breast		0		15				
1/26/96	S96-1610	Breast		0		15				
1/26/96	* S96-1643	Breast		0		15				
1/30/96	* S96-1808	Breast	2	2						
1/30/96	* S96-1808	Breast		0		15				
2/1/96	S96-2038	Breast		0		15				
2/6/96	* S96-2200	Breast							1	1
2/5/96	* S96-2222	Breast	2	2						
2/5/96	* S96-2281	Breast				10				
2/5/96	* S96-2281	Breast	1	1					1	1
2/8/96	* S96-2531	Breast	2	2					4	4
2/8/96	* S96-2538	Breast		0		15				
2/9/96	* S96-2595	Breast	1	1					1	1
2/9/96	* S96-2595	Breast		0		10				
2/12/96	* S96-2704	Breast	0	1						
2/12/96	S96-2709	Breast	0	1						
2/19/96	* S96-3130	Breast		1						
2/19/96	* S96-3130	Breast		0		10				
2/20/96	* S96-3131	Breast							1	1
2/21/96	S96-3302	Breast	1	1						
2/21/96	S96-3344	Breast		0		5				
2/22/96	* S96-3414	Breast							1	1
2/27/96	S96-3591	Breast							1	1
2/27/96	* S96-3624	Breast							1	1
2/28/96	* S96-3765	Breast	1	1						
2/5/96	* S96-3765	Breast		0		20				
3/4/96	* S96-4093	Breast	1	1						
3/4/96	* S96-4093	Breast		0		15				
3/4/96	* S96-4095	Breast	1	1						
3/4/96	* S96-4095	Breast		0		10				
3/4/96	* S96-4104	Breast	1	1						

* Tissue samples are available for this patient from multiple cases and/or parts.

Appendix 4: Tissue Available

Breast Cancer Related Samples, PCTBO

Date Frozen	Accession Type & No.	Tissue type	OCT Normal	OCT Tumor	Slide Normal	Slide Tumor	Snap Normal	Snap Tumor	Paraffin Normal	Paraffin Tumor
3/4/96	* S96-4104	Breast		0		15				
3/7/96	* S96-4306	Breast	2	2						
3/8/96	* S96-4410	Breast	1	1						
3/12/96	* S96-4410	Breast		0		15				
3/8/96	* S96-4443	Breast	1	1						
3/8/96	* S96-4443	Breast		0		15				
3/12/96	* S96-4629	Breast	1	1						
3/12/96	* S96-4629	Breast		15						
3/14/96	S96-4775	Breast	1	1						
3/15/96	* S96-4873	Breast	1	0						
3/15/96	* S96-4873	Breast		0		15				
3/2/96	S96-4925	Breast		0		30				
3/19/96	S96-5078	Breast	0	1						
3/19/96	* S96-5081	Breast	1	1						
3/19/96	* S96-5085	Breast		1						
3/19/96	* S96-5085	Breast				15				
3/21/96	S96-5244	Breast							1	1
3/21/96	* S96-5266	Breast		0		15				
3/25/96	* S96-5404	Breast	1	1					1	1
3/25/96	S96-5452	Breast	1	1						
3/27/96	S96-5639	Breast							3	
3/28/96	* S96-5683	Breast	2	3						
4/3/96	* S96-5683	Breast		0		15				
4/3/96	* S96-5812	Breast		0		15				
4/3/96	* S96-5812	Breast		1						
4/2/96	* S96-6029	Breast	2	2						
4/3/96	S96-6092	Breast		0		15				
4/3/96	S96-6109	Breast		0		15				
4/4/96	S96-6178	Breast	1	1						
4/17/96	S96-6365	Breast		1		15				
4/9/96	S96-6416	Breast		0		15				
4/16/96	* S96-6848	Breast	2	2					1	1
4/23/96	* S96-7376	Breast	3	2					1	1
4/24/96	* S96-7457	Breast	2	3						
4/24/96	* S96-7457	Breast		0		15				
4/29/96	S96-7741	Breast	2	1						
4/30/96	S96-7903	Breast		0		15				
5/2/96	S96-8073	Breast	1	1						
5/3/96	* S96-8213	Breast		0		15				
5/3/96	* S96-8213	Breast		1						
5/6/96	S96-8236	Breast	1	1						
5/7/96	* S96-8335	Breast	2	1						1
5/7/96	* S96-8335	Breast		0		15				
5/7/96	* S96-8393	Breast	1	1						

* Tissue samples are available for this patient from multiple cases and/or parts.

Appendix 4: Tissue Available

Breast Cancer Related Samples, PCTBO

Date Frozen	Accession Type & No.	Tissue type	OCT Normal	OCT Tumor	Slide Normal	Slide Tumor	Snap Normal	Snap Tumor	Paraffin Normal	Paraffin Tumor
5/7/96	* S96-8393	Breast		0		15				
5/14/96	* S96-8852	Breast	1	1						
5/14/96	* S96-8852	Breast		0		15				
5/16/96	S96-8966	Breast	1						2	
5/16/96	* S96-9109	Breast	0	1						
5/17/96	S96-9194	Breast	1	1						1
5/20/96	S96-9247	Breast	1	1					1	1
5/21/96	* S96-9385	Breast	1	2						
5/22/96	S96-9425	Breast	2						1	1
5/24/96	* S96-9568	Breast							1	1
5/14/96	S96-9588	Breast		0		15				
6/17/96	* S96-9882	Breast		0		15				
6/3/96	S96-10119	Breast	2	2			0	0		
6/3/96	* S96-10125	Breast	1	1						
6/17/96	* S96-10125	Breast		0		15				
6/5/96	* S96-10337	Breast	1	2					1	1
6/5/96	* S96-10337	Breast		0		15				
6/7/96	S96-10389	Breast							1	1
6/7/96	S96-10485	Breast	1						1	
6/7/96	* S96-10541	Breast	1	2			0	0	1	1
6/7/96	* S96-10541	Breast		0		15				
6/7/96	* S96-10547	Breast	2	1						
6/17/96	* S96-10547	Breast		0		15				
6/10/96	S96-10626	Breast	1	1						
6/10/96	* S96-10630	Breast		2						1
6/17/96	* S96-10630	Breast		0		15				
6/11/96	S96-10704	Breast	2	2						
6/12/96	* S96-10799	Breast	2	1			0	0		
6/12/96	* S96-10821	Breast	1	1					1	1
6/17/96	* S96-10821	Breast		0		15				
6/14/96	* S96-10950	Breast	2	1					1	1
6/17/96	* S96-10950	Breast		0		15				
6/17/96	S96-10954	Breast		0		15				
6/18/96	S96-11174	Breast	1	1						
6/19/96	S96-11204	Breast	1	1						
6/19/96	* S96-11227	Breast	0	1						
6/19/96	* S96-11227	Breast		0		15				
6/28/96	S96-11244	Breast		0		15				
6/19/96	* S96-11250	Breast		0		15				
6/21/96	* S96-11434	Breast	0	1						
6/24/96	* S96-11566	Breast	1	1						
6/25/96	* S96-11583	Breast	1	1						
6/25/96	* S96-11583	Breast		0		15				
6/25/96	S96-11620	Breast		0		15				

* Tissue samples are available for this patient from multiple cases and/or parts.

Appendix 4: Tissue Available

Breast Cancer Related Samples, PCTBO

Date Frozen	Accession Type & No.	Tissue type	OCT Normal	OCT Tumor	Slide Normal	Slide Tumor	Snap Normal	Snap Tumor	Paraffin Normal	Paraffin Tumor
6/25/96	* S96-11631	Breast	1	1						
6/25/96	* S96-11631	Breast		0		15				
6/26/96	* S96-11690	Breast	2	3				0		
6/25/96	* S96-11690	Breast		0		15				
7/1/96	* S96-11971	Breast	2	2						
7/11/96	* S96-12529	Breast	2	3						
7/17/96	* S96-12813	breast							2	2
7/18/96	S96-13032	Breast	2	2						
7/19/96	S96-13104	breast	1	1			0	0		
7/19/96	* S96-13116	Breast	1	2						
7/22/96	* S96-13200	Breast	1	1					1	1
7/23/96	S96-13317	Breast	1	0						
7/26/96	S96-13599	Breast	1	1					1	1
7/29/96	S96-13696	Breast					1	1		
8/2/96	S96-13819	Breast		1						
8/2/96	* S96-13994	Breast				15				
8/6/96	S96-14235	Breast				15				
8/14/96	* S96-14677	Breast							1	1
8/13/96	* S96-14677	Breast				15				
8/13/96	S96-14740	Breast				15				
8/14/96	S96-14845	Breast	2	2					1	1
8/15/96	S96-14933	Breast	2	2			0			
8/19/96	S96-15151	Breast				15				
8/20/96	S96-15209	Breast	1	1						
8/21/96	S96-15409	Breast		1						
8/22/96	S96-15429	Breast				30				
8/26/96	S96-15640	Breast		1						
8/26/96	S96-15790	Breast	1	1					1	1
8/30/96	S96-15924	Breast	1	1					1	
9/3/96	* S96-16022	Breast				10				
9/3/96	S96-16028	Breast	1	1						
9/3/96	S96-16033	Breast		2						
9/4/96	S96-16112	Breast	1	1						
9/6/96	* S96-16318	Breast	1	1						
9/6/96	* S96-16318	Breast				23				
9/6/96	S96-16339	Breast	1	1						
9/10/96	S96-16496	Breast	2	1						
9/10/96	* S96-16568	Breast							1	1
9/12/96	* S96-16688	Breast					1	1		
9/12/96	* S96-16688	Breast				15				
9/13/96	* S96-16829	Breast	2	2						
9/16/96	S96-16903	Breast					1	1		
9/16/96	* S96-16915	Breast	1	1						
9/16/96	* S96-16915	Breast				15				

* Tissue samples are available for this patient from multiple cases and/or parts.

Appendix 4: Tissue Available

Breast Cancer Related Samples, PCTBO

Date Frozen	Accession Type & No.	Tissue type	OCT Normal	OCT Tumor	Slide Normal	Slide Tumor	Snap Normal	Snap Tumor	Paraffin Normal	Paraffin Tumor
9/17/96	S96-17024	Breast					1	1		
9/18/96	* S96-17111	Breast				15				
9/20/96	S96-17260	Breast		2						
9/20/96	S96-17314	Breast					1	1		
9/23/96	S96-17383	Breast	2	1						
9/24/96	* S96-17478	Breast				15				
9/24/96	* S96-17549	Breast	3	2						
9/24/96	* S96-17549	Breast				15				
9/24/96	* S96-17549	Breast		1						
9/27/96	S96-17780	Breast		1						
9/30/96	S96-17850	Breast		2						
10/1/96	S96-17930	Breast	1	1						
10/1/96	S96-17934	Breast	1	3					1	1
10/4/96	S96-18242	Breast							1	2
10/11/96	* S96-18604	Breast							1	1
10/11/96	* S96-18669	Breast	1	1						
10/11/96	* S96-18669	Breast				15				
10/14/96	S96-18828	Breast		1						
10/18/96	S96-19220	Breast				15				
10/21/96	* S96-19355	Breast	1	1						
10/21/96	* S96-19355	Breast				15				
10/22/96	S96-19386	Breast				15				
10/22/96	* S96-19428	Breast				15				
10/22/96	* S96-19436	Breast				15				
10/22/96	* S96-19436	Breast		1						
10/23/96	* S96-19542	Breast				20	12	11	2	2
10/23/96	* S96-19542	Breast				15				
10/25/96	* S96-19724	Breast	1	1						
10/25/96	* S96-19724	Breast		1						
10/25/96	S96-19738	Breast	2	2						
10/28/96	S96-19839	Breast	1	1						
10/29/96	S96-19905	Breast				6				
10/30/96	S96-20019	Breast				15				
10/31/96	* S96-20090	Breast	1	1						
10/31/96	* S96-20090	Breast				15				
11/6/96	S96-20209	Breast	1	1						
11/4/96	S96-20282	Breast				15				
11/11/96	* S96-20663	Breast					1	1		
11/8/96	* S96-20663	Breast				15				
11/13/96	* S96-21002	Breast				15				
11/20/96	S96-21494	Breast							1	1
11/22/96	S96-21790	Breast	4	3						
11/22/96	S96-21790	Breast				15				
11/22/96	S96-21790	Breast	4	3					1	1

* Tissue samples are available for this patient from multiple cases and/or parts.

Appendix 4: Tissue Available

Breast Cancer Related Samples, PCTBO

Date Frozen	Accession Type & No.	Tissue type	OCT Normal	OCT Tumor	Slide Normal	Slide Tumor	Snap Normal	Snap Tumor	Paraffin Normal	Paraffin Tumor
11/22/96	S96-21790	Breast		1						
11/22/96	S96-21790	Breast	3	3						
11/22/96	S96-21790	Breast	3	3						
11/26/96	S96-21954	Breast	2	2						
11/27/96	S96-22120	Breast					1	1		
12/13/96	S96-22622	Breast				15				
12/9/96	S96-22755	Breast	1	1						
12/9/96	S96-22785	Breast	1	1						
12/18/96	S96-23498	Breast					1			
12/27/96	S96-23952	Breast				15				
1/3/97	S97-76	Breast				15				
1/6/97	S97-180	Breast	2	2						
1/8/97	S97-359	Breast	2	2						
1/8/97	S97-359	Breast				15				
1/10/97	S97-592	Breast	2	2						
1/13/97	S97-592	Breast	2	2						
1/10/97	S97-592	Breast				15				
1/13/97	S97-694	Breast					0	1		
1/13/97	S97-694	Breast					1	2		
1/16/97	S97-975	Breast				15				
1/17/97	S97-1156	Breast		3						
1/28/97	S97-1834	Breast	1	1						1
1/27/97	S97-1834	Breast				15				
1/28/97	S97-1865	Breast	1	1						
1/28/97	S97-1865	Breast				15				
2/11/97	S97-2402	Breast				15				
2/6/97	S97-2644	Breast							1	1
2/7/97	S97-2695	Breast	1	1						
2/12/97	S97-3027	Breast	4	10				3	2	2
2/18/97	S97-3455	Breast	2	2						
2/18/97	S97-3455	Breast				15				
2/19/97	S97-3509	Breast	3	3					2	2
2/19/97	S97-3524	Breast	1	1						
2/19/97	S97-3524	Breast				15				
2/24/97	S97-3840	Breast			1	1				
2/26/97	S97-3987	Breast	1	1						
2/27/97	S97-4099	Breast	2	2						
2/27/97	S97-4099	Breast				15				
3/4/97	S97-4438	Breast	1	1						
3/4/97	S97-4438	Breast				15				
3/13/97	S97-5192	Breast				15				
3/14/97	S97-5224	Breast				15				
2/27/97	S97-5237	Breast	1	1						
2/27/97	S97-5237	Breast				15				

* Tissue samples are available for this patient from multiple cases and/or parts.

Appendix 4: Tissue Available

Breast Cancer Related Samples, PCTBO

Date Frozen	Accession Type & No.	Tissue type	OCT Normal	OCT Tumor	Slide Normal	Slide Tumor	Snap Normal	Snap Tumor	Paraffin Normal	Paraffin Tumor
3/18/97	S97-5432	Breast	1	1						
3/20/97	S97-5612	Breast	1	1						
3/14/97	S97-5828	Breast				15				
3/24/97	S97-5862	Breast	1	1						
3/31/97	S97-6237	Breast	1	1						
3/31/97	S97-6297	Breast	2	2						
4/1/97	S97-6318	Breast				15				
4/4/97	S97-6623	Breast	2	3						
4/4/97	S97-6623	Breast	2	3						
4/7/97	S97-6735	Breast	1	1						
4/7/97	S97-6735	Breast				15				
4/7/97	S97-6779	Breast	1							
4/7/97	S97-6779	Breast				15				
4/7/97	S97-6786	Breast	1	1						
4/11/97	S97-7157	Breast		2						
4/15/97	S97-7412	Breast							1	1
4/22/97	S97-7890	Breast	2	5						
4/23/97	S97-7957	Breast	3	5			1	1		
5/23/97	S97-7957	Breast				15				
5/28/97	S97-8226	Breast				15				
5/1/97	S97-8545	Breast	1	1						
5/9/97	S97-9271	Breast				15				
5/13/97	S97-9441	Breast	1	1						
5/13/97	S97-9451	Breast				15				
5/13/97	S97-9456	Breast				15				
5/16/97	S97-9732	Breast				15				
5/27/97	S97-10411	Breast				15				
5/30/97	S97-10676	Breast	1	1						
5/30/97	S97-10676	Breast				15				
6/3/97	S97-10715	Breast				15				
6/3/97	S97-10915	Breast	1	1						
6/3/97	S97-10915	Breast				15				
6/4/97	S97-11013	Breast	4	4				0		
6/4/97	S97-11013	Breast				15				
6/10/97	S97-11381	Breast	2	2						
6/10/97	S97-11492	Breast					1	1		
6/13/97	S97-11873	Breast	1	1						
6/17/97	S97-12022	Breast	1	1						
6/17/97	S97-12022	Breast				15				
6/17/97	S97-12063	Breast	1	1						
6/17/97	S97-12063	Breast				15				
6/27/97	S97-12930	Breast							1	1
6/27/97	S97-12930	Breast				15				
6/30/97	S97-13104	Breast	1	1						

* Tissue samples are available for this patient from multiple cases and/or parts.

Appendix 4: Tissue Available

Breast Cancer Related Samples, PCTBO

Date Frozen	Accession Type & No.	Tissue type	OCT Normal	OCT Tumor	Slide Normal	Slide Tumor	Snap Normal	Snap Tumor	Paraffin Normal	Paraffin Tumor
6/30/97	S97-13104	Breast				15				
7/1/97	S97-13124	Breast				15				
7/2/97	S97-13275	Breast				15				
7/9/97	S97-13661	Breast				15				
7/10/97	S97-13814	Breast	4	4			1	1		
7/10/97	S97-13835	Breast				23				
7/14/97	S97-13980	Breast				23				
7/14/97	S97-14012	Breast				15				
7/14/97	S97-14012	Breast	3	2						
7/15/97	S97-14061	Breast				15				
7/15/97	S97-14149	Breast				15				
7/17/97	S97-14308	Breast	1	1						
7/17/97	S97-14308	Breast		1						
7/22/97	S97-14696	Breast							2	2
7/23/97	S97-14748	Breast	1	1						
7/24/97	S97-14835	Breast	1	1						
7/30/97	S97-15245	Breast	1	1						
8/1/97	S97-15466	Breast	1	1						
8/12/97	S97-16199	Breast	2	2					2	2
8/14/97	S97-16373	Breast							1	1
8/18/97	S97-16601	Breast	1	1			1	1		
8/19/97	S97-16678	Breast	2	2						
8/20/97	S97-16744	Breast				15				
8/22/97	S97-16938	Breast	1							
8/22/97	S97-16976	Breast	1	1						
8/25/97	S97-17031	Breast	2	2						
8/25/97	S97-17031	Breast				15				
8/25/97	S97-17041	Breast				15				
8/26/97	S97-17134	Breast	2	2						
8/28/97	S97-17313	Breast	1	1						
8/28/97	S97-17313	Breast				15				
9/9/97	S97-18053	Breast	1	1						
9/16/97	S97-18598	Breast	1	1						
9/18/97	S97-18774	Breast						4		1
9/18/97	S97-18774	Breast				15				
9/23/97	S97-19109	Breast				15				
9/23/97	S97-19141	Breast				15				
9/24/97	S97-19222	Breast				15				
9/25/97	S97-19398	Breast					2	4		
9/26/97	S97-19412	Breast				15				
9/26/97	S97-19494	Breast						2		
9/30/97	S97-19666	Breast				15				
10/6/97	S97-20120	Breast				15				
10/21/97	S97-21285	Breast				15				

* Tissue samples are available for this patient from multiple cases and/or parts.

Appendix 4: Tissue Available

Breast Cancer Related Samples, PCTBO

Date Frozen	Accession Type & No.	Tissue type	OCT Normal	OCT Tumor	Slide Normal	Slide Tumor	Snap Normal	Snap Tumor	Paraffin Normal	Paraffin Tumor
12/23/97	S97-21296	Breast	1	1						
10/22/97	S97-21418	Breast				15				
10/28/97	S97-21876	Breast	2	2						
11/3/97	S97-22269	Breast	2	2						
11/5/97	S97-22518	Breast							1	1
11/13/97	S97-23151	Breast	2				2			
11/14/97	S97-23233	Breast	3	5						
11/19/97	S97-23553	Breast							1	1
11/21/97	S97-23569	Breast							3	3
11/20/97	S97-23692	Breast	1	1						
11/20/97	S97-23692	Breast				15				
11/25/97	S97-24058	Breast	1	1						
11/25/97	S97-24087	Breast	2	2						
12/2/97	S97-24541	Breast	3	3						
12/3/97	S97-24608	Breast	5	5		15				
12/3/97	S97-24608	Breast	1	1						
12/3/97	S97-24608	Breast				15				
12/5/97	S97-24877	Breast		1						
12/8/97	S97-24975	Breast		7						
12/9/97	S97-24977	Breast				15				
12/9/97	S97-24991	Breast				15				
12/9/97	S97-25057	Breast						2		
12/11/97	S97-25291	Breast					1	1		
12/11/97	S97-25291	Breast				15				
1/14/98	S97-25291	Breast				15				
12/11/97	S97-25311	Breast	1	1						
12/11/97	S97-25311	Breast				15				
12/11/97	S97-25311	Breast				15				
12/12/97	S97-25439	Breast	5	5						
12/15/97	S97-25573	Breast	1	1						
12/15/97	S97-25573	Breast				15				
12/17/97	S97-25790	Breast	1	1						
12/17/97	S97-25790	Breast				15				
12/17/97	S97-25790	Breast				15				
12/18/97	S97-25937	Breast				15				
12/18/97	S97-25937	Breast				15				
12/22/97	S97-26159	Breast				15				
12/22/97	S97-26159	Breast				15				
12/22/97	S97-26189	Breast				15				
12/23/97	S97-26296	Breast				15				
1/6/98	S98-184	Breast	1	1						
1/14/98	S98-184	Breast				15				
1/8/98	S98-441	Breast	2	2						
1/13/98	S98-832	Breast	1	1			1	1		

* Tissue samples are available for this patient from multiple cases and/or parts.

Appendix 4: Tissue Available

Breast Cancer Related Samples, PCTBO

Date Frozen	Accession Type & No.	Tissue type	OCT Normal	OCT Tumor	Slide Normal	Slide Tumor	Snap Normal	Snap Tumor	Paraffin Normal	Paraffin Tumor
1/13/98	S98-857	Breast	1	1			1	1		
1/14/98	S98-945	Breast	2	2			1	1		
1/14/98	S98-987	Breast	2	2			1	1	1	1
1/16/98	S98-1141	Breast	1	1			0	0		
1/16/98	S98-1176	Breast	1	1			0	0		
1/19/98	S98-1324	Breast					1	1		
1/20/98	S98-1345	Breast	1							
1/20/98	S98-1362	Breast	2	1			0	0		
1/20/98	S98-1446	Breast	2	2			0	0	1	1
1/22/98	S98-1640	Breast	1	1			0	0		
1/23/98	S98-1713	Breast	1	1		15			1	1
2/2/98	S98-2409	Breast					1	1		
2/12/98	S98-3148	Breast					1	1		
2/16/98	S98-3475	Breast	1	1						
2/18/98	S98-3703	Breast	25	1				0		
2/18/98	S98-3703	Breast				15				
2/20/98	S98-3900	Breast	2	2						
2/20/98	S98-3900	Breast				15				
2/23/98	S98-4027	Breast	1	1						
3/2/98	S98-4027	Breast				15				
3/2/98	S98-4481	Breast				15				
3/2/98	S98-4666	Breast							3	3
3/9/98	S98-5141	Breast				15				
3/11/98	S98-5370	Breast	2	2						
3/11/98	S98-5370	Breast				15				
3/11/98	S98-5370	Breast				15				
3/16/98	S98-5753	Breast	3	3						
3/23/98	S98-6260	Breast				15				
3/27/98	S98-6623	Breast							1	1
3/27/98	S98-6623	Breast				15				
3/31/98	S98-6884	Breast	2	2						
3/31/98	S98-6943	Breast	1	1						
4/6/98	S98-7061	Breast				15				
4/6/98	S98-7325	Breast				15				
4/7/98	S98-7455	Breast					1	1		
4/7/98	S98-7465	Breast	1	1						
4/7/98	S98-7472	Breast				15				
4/9/98	S98-7743	Breast	1	1						
4/9/98	S98-7743	Breast				15				
4/14/98	S98-7921	Breast	1	1						
4/20/98	S98-8386	Breast				15				
4/22/98	S98-8386	Breast				15				
4/21/98	S98-8467	Breast					1	1		
4/20/98	S98-8467	Breast				15				

* Tissue samples are available for this patient from multiple cases and/or parts.

Appendix 4: Tissue Available

Breast Cancer Related Samples, PCTBO

Date Frozen	Accession Type & No.	Tissue type	OCT Normal	OCT Tumor	Slide Normal	Slide Tumor	Snap Normal	Snap Tumor	Paraffin Normal	Paraffin Tumor
4/27/98	S98-8914	Breast					1	1	1	1
4/28/98	S98-8995	Breast				15				
4/30/98	S98-9251	Breast					1	1		
5/1/98	S98-9396	Breast					1	1		
5/6/98	S98-9672	Breast		1						
5/7/98	S98-9772	Breast	1	1						
5/8/98	S98-9892	Breast	1	1						
5/13/98	S98-10105	Breast							2	2
5/15/98	S98-10454	Breast	2	3		15			1	1
5/15/98	S98-10485	Breast				15				
5/15/98	S98-10542	Breast					1	1		
5/21/98	S98-10939	Breast				15				
5/26/98	S98-11171	Breast		2						
5/26/98	S98-11190	Breast		2						
5/29/98	S98-11482	Breast	1	1					1	1
6/12/98	S98-12666	Breast	2	2						
6/16/98	S98-12871	Breast	1	1						
6/18/98	S98-13103	Breast				15				
6/19/98	S98-13197	Breast	1	1			1	1		
7/20/98	S98-15496	Breast					1	1		
7/22/98	S98-15711	Breast					1	1		
7/23/98	S98-15874	Breast					1	1		
7/24/98	S98-15941	Breast		1						
8/4/98	S98-16841	Breast				15				
8/7/98	S98-17133	Breast		1						
8/11/98	S98-17412	Breast	1	1						
8/25/98	S98-18465	Breast	1	1						
9/1/98	S98-19091	Breast					1	1		
9/8/98	S98-19578	Breast					1	1		
9/21/98	S98-20678	Breast		1						
9/28/98	S98-21200	Breast					1	1		2
10/1/98	S98-21523	Breast	3	3		0			1	1
10/2/98	S98-21625	Breast					1	1		
10/9/98	S98-22077	Breast	1	1					1	1
10/14/98	S98-22532	Breast	1	1		0			1	1
10/20/98	S98-23037	Breast	1	1		0				
10/20/98	S98-23079	Breast					1	1		
10/23/98	S98-23344	Breast					1	1		
10/26/98	S98-23494	Breast					1	1		
10/29/98	S98-23840	Breast		1						
10/28/98	S98-23917	Breast					1	1		
11/3/98	S98-24160	Breast				7				
11/6/98	S98-24708	Breast				7				
11/12/98	S98-25083	Breast	2	2		0				

* Tissue samples are available for this patient from multiple cases and/or parts.

Appendix 4: Tissue Available

Breast Cancer Related Samples, PCTBO

Date Frozen	Accession Type & No.	Tissue type	OCT Normal	OCT Tumor	Slide Normal	Slide Tumor	Snap Normal	Snap Tumor	Paraffin Normal	Paraffin Tumor	
11/19/98	S98-25676	Breast		1							
11/30/98	S98-26424	Breast				11					
12/1/98	S98-26424	Breast	1	1							
12/15/98	S98-27820	Breast							1	1	
1/5/99	S99-150	Breast	1	1		0	0	0	2	2	
1/7/99	S99-379	Breast	2	2			0				
1/13/99	S99-876	Breast		1							
1/16/99	S99-1247	Breast								1	
1/20/99	S99-1459	Breast	1	1							
1/20/99	S99-1535	Breast	2	2							
1/22/99	S99-1765	Breast	1	1							
1/26/99	S99-1976	Breast	2	2	0		0				
1/26/99	S99-1999	Breast	1	1		0		1	1		
1/27/99	S99-2137	Breast				15					
1/29/99	S99-2352	Breast	1	1			2	2			
1/29/99	S99-2352	Breast				15					
2/3/99	S99-2741	Breast	1	1							
2/4/99	S99-2857	Breast				0		1			
2/9/99	S99-3266	Breast	1	1							
2/24/99	S99-4541	Breast	2								
2/25/99	S99-4726	Breast		1							
2/26/99	S99-4788	Breast	2	2		0					
3/26/99	S99-7176	Breast	1	1		0					
4/14/99	S99-8703	Breast	1	1							
4/14/99	S99-8724	Breast	1	1							
4/16/99	S99-8911	Breast							1	1	
4/16/99	S99-8965	Breast	2	2							
4/19/99	S99-9139	Breast								1	
5/5/99	S99-10628	Breast	1	1			1	1			
5/11/99	S99-11103	Breast	1	1							
5/11/99	S99-11175	Breast	1	1							
5/17/99	S99-11664	Breast					1	1			
5/20/99	S99-12111	Breast							1		
6/1/99	S99-12899	Breast					1	1			
6/2/99	S99-12955	Breast					1	1			
6/2/99	S99-12962	Breast		1							
6/8/99	S99-13558	Breast							1	1	
6/9/99	S99-13630	Breast							1	1	
	BREAST		742	558	691	1	3577	67	87	116	140
11/30/94	* S94-20650	Fat	45								
12/15/94	* S94-21796	Fat	1	1							
9/8/95	S95-15966	Fat	2	1							
12/4/96	S96-22485	Fat							1	1	

* Tissue samples are available for this patient from multiple cases and/or parts.

Appendix 4: Tissue Available

Breast Cancer Related Samples, PCTBO

Date Frozen	Accession Type & No.	Tissue type	OCT Normal	OCT Tumor	Slide Normal	Slide Tumor	Snap Normal	Snap Tumor	Paraffin Normal	Paraffin Tumor
		FAT	4	48					1	1
7/1/94	S94-11331	Lymph node		2						
9/13/94	S94-15729	Lymph node		1						
10/17/94	* S94-17841	Lymph node								2
10/27/94	S94-18463	Lymph node								6
11/3/94	* S94-19014	Lymph node		1						
11/3/94	* S94-19014	Lymph node		1						1
12/15/94	S94-21736	Lymph node		1						
12/19/94	S94-21866	Lymph node								1
2/20/95	S95-3171	Lymph node		2				0		
7/3/95	S95-11881	Lymph node								2
11/16/95	* S95-20507	Lymph node								1
1/18/96	* S96-946	Lymph node							1	1
1/18/96	S96-1080	Lymph node								2
3/12/96	* S96-4391	Lymph node								15
4/1/96	* S96-5911	Lymph node		1						1
4/3/96	* S96-5911	Lymph node							2	3
4/3/96	* S96-6029	Lymph node								1
4/24/96	* S96-7498	Lymph node								4
5/1/96	S96-7994	Lymph node		2						2
8/21/96	* S96-15332	Lymph node								1
8/21/96	* S96-15332	Lymph node								1
10/11/96	* S96-18692	Lymph node								1
10/11/96	* S96-18692	Lymph node								1
10/11/96	* S96-18692	Lymph node								1
10/21/96	S96-19288	Lymph node								1
10/25/96	* S96-19695	Lymph node								2
10/25/96	* S96-19695	Lymph node		1						
11/7/96	S96-20568	Lymph node								1
11/22/96	S96-21765	Lymph node								1
12/10/96	S96-22853	Lymph node		1						
12/18/96	S96-23543	Lymph node		1						
11/26/96	S96-23652	Lymph node								1
12/20/96	S96-23652	Lymph node		1						
12/20/96	S96-23652	Lymph node		1						
2/13/97	S97-3082	Lymph node		3					1	1
3/3/97	S97-4327	Lymph node								1
3/11/97	S97-4896	Lymph node								1
5/6/97	S97-8901	Lymph node								1
8/6/97	S97-10916	Lymph node		1						
6/3/97	S97-10920	Lymph node								1
6/5/97	S97-11135	Lymph node		1						
7/3/97	S97-13344	Lymph node								2
7/21/97	S97-14518	Lymph node						0		

* Tissue samples are available for this patient from multiple cases and/or parts.

Appendix 4: Tissue Available

Breast Cancer Related Samples, PCTBO

Date Frozen	Accession Type & No.	Tissue type	OCT Normal	OCT Tumor	Slide Normal	Slide Tumor	Snap Normal	Snap Tumor	Paraffin Normal	Paraffin Tumor
7/21/97	S97-14518	Lymph node	2							
7/31/97	S97-15413	Lymph node	1							
7/4/97	S97-15545	Lymph node		1						
8/20/97	S97-16804	Lymph node		1						
8/25/97	S97-17054	Lymph node		1						
9/12/97	S97-18432	Lymph node		1						
10/24/97	S97-21634	Lymph node		1						
1/27/98	S98-1933	Lymph node		1						
2/11/98	S98-3208	Lymph node		1						
2/28/98	S98-3882	Lymph node		1						
2/25/98	S98-4234	Lymph node		1						
3/6/98	S98-5052	Lymph node					1	1		
3/6/98	S98-5052	Lymph node		2						
3/13/98	S98-5657	Lymph node		1						
3/20/98	S98-6114	Lymph node		1						
4/22/98	S98-8599	Lymph node		1						1
4/22/98	S98-8599	Lymph node		1						
4/24/98	S98-8763	Lymph node				15				
4/24/98	S98-8763	Lymph node		1						
4/28/98	S98-9049	Lymph node		1						
5/1/98	S98-9373	Lymph node		1						
5/13/98	S98-10220	Lymph node		1						
6/1/98	S98-11588	Lymph node		1						
6/1/98	S98-11588	Lymph node		1						
6/2/98	S98-11714	Lymph node		1						
6/8/98	S98-12145	Lymph node		1						
6/8/98	S98-12145	Lymph node		1						
6/9/98	S98-12297	Lymph node						1		
9/29/98	S98-21281	Lymph node						1		
10/6/98	S98-21876	Lymph node		1						
10/20/98	S98-23755	Lymph node		1						
11/13/98	S98-25265	Lymph node		1						
11/27/98	S98-26319	Lymph node		1						
12/1/98	S98-26575	Lymph node		2		0				
12/18/98	S98-28159	Lymph node				2				2
12/18/98	S98-28159	Lymph node		1						
1/20/99	S99-1536	Lymph node		1						
1/21/99	S99-1617	Lymph node		1						
2/11/99	S99-3529	Lymph node		1						
2/18/99	S99-4100	Lymph node		1						
2/18/99	S99-4100	Lymph node		1						
		LYMPH NODE	84	102		17	1	3	4	9
7/15/94	* S94-12104	Skin	1							
7/22/94	* S94-12603	Skin	1							

* Tissue samples are available for this patient from multiple cases and/or parts.

Appendix 4: Tissue Available

Breast Cancer Related Samples, PCTBO

Date Frozen	Accession Type & No.	Tissue type	OCT Normal	OCT Tumor	Slide Normal	Slide Tumor	Snap Normal	Snap Tumor	Paraffin Normal	Paraffin Tumor	
2/15/95	* S95-2897	Skin	1								
2/24/95	* S95-3320	Skin	2								
2/22/95	* S95-3320	Skin	2								
3/29/95	* S95-5257	Skin							2		
5/17/95	* S95-8820	Skin	1								
1/4/96	* S96-167	Skin	0						1	1	
1/24/96	* S96-946	Skin							1		
2/20/96	S96-3253	Skin	5								
10/23/96	* S96-19542	Skin	1								
9/17/97	S97-18712	Skin		1			1		1		
4/14/99	S99-8752	Skin	2								
		SKIN	13	16	1		1		5	1	
TOTALS:			843	646	796	1	3594	69	90	126	151

* Tissue samples are available for this patient from multiple cases and/or parts.

Final Report requirements

Bibliography of all publications and meeting abstracts

None directly supported by the current funding;

List of personnel receiving pay from the research effort

José Costa, M.D.
Leticia deDios, M.D.
Christine L. Howe, Ph.D.
Jon Morrow, M.D., Ph.D.
Monica Talmor