

NAVAL POSTGRADUATE SCHOOL
Monterey, California



THESIS

**PRESSURE MEASUREMENTS ON A PROPOSED
OPTICAL WINDOW FAIRING FOR THE ALTUS II
UNMANNED AIR VEHICLE**

by

Scott C. Ferris

September 1999

Thesis Advisor:

Richard M. Howard

Approved for public release; distribution is unlimited.

Public reporting burden for this collection of information is estimated to average 1 hour per response, including the time for reviewing instruction, searching existing data sources, gathering and maintaining the data needed, and completing and reviewing the collection of information. Send comments regarding this burden estimate or any other aspect of this collection of information, including suggestions for reducing this burden, to Washington headquarters Services, Directorate for Information Operations and Reports, 1215 Jefferson Davis Highway, Suite 1204, Arlington, VA 22202-4302, and to the Office of Management and Budget, Paperwork Reduction Project (0704-0188) Washington DC 20503.

REPORT DOCUMENTATION PAGE

Form Approved
OMB No. 0704-0188

1. AGENCY USE ONLY (Leave blank)

2. REPORT DATE
September 1999

3. REPORT TYPE AND DATES COVERED
Master's Thesis

4. TITLE AND SUBTITLE
PRESSURE MEASUREMENTS ON A PROPOSED OPTICAL WINDOW FAIRING FOR THE ALTUS II UNMANNED AIR VEHICLE

5. FUNDING NUMBERS

6. AUTHOR(S)
Ferris, Scott C.

7. PERFORMING ORGANIZATION NAME(S) AND ADDRESS(ES)
Naval Postgraduate School
Monterey, CA 93943-5000

8. PERFORMING ORGANIZATION
REPORT NUMBER

9. SPONSORING / MONITORING AGENCY NAME(S) AND ADDRESS(ES)
Sandia National Laboratories
Livermore, CA

10. SPONSORING/MONITORING AGENCY
REPORT NUMBER

11. SUPPLEMENTARY NOTES

The views expressed in this thesis are those of the author and do not reflect the official policy or position of the Department of Defense or the U.S. Government.

12a. DISTRIBUTION / AVAILABILITY STATEMENT
Approved for public release; distribution is unlimited.

12b. DISTRIBUTION CODE

13. ABSTRACT

Low-speed wind tunnel tests were conducted to determine surface pressure measurements on a proposed aerodynamic fairing for the Altus II UAV. These tests were conducted at various angle-of-attack and sideslip positions to determine the effect on the surface pressures for the optical window portion of the fairing. Of particular interests were the pressure contour field located over the optical window region and the total force exerted on this area. Scaled-up loads (lbf) as calculated on the window ran from 1.0 to 1.6 times the freestream dynamic pressure (psf). Pressure measurements were also taken on the upper fuselage of the Altus II UAV model to determine the location of the peak suction area. These measurements provided the data to optimize the placement of external vents on the full-scale version of the airframe.

14. SUBJECT TERMS
Altus II UAV, Ultra-Violet Telescope, Fairing

15. NUMBER OF PAGES
85

16. PRICE CODE

17. SECURITY
CLASSIFICATION OF
REPORT
Unclassified

1. SECURITY
CLASSIFICATION OF
THIS PAGE
Unclassified

19. SECURITY
CLASSIFICATION OF
ABSTRACT
Unclassified

20. LIMITATION OF
ABSTRACT

UL

Approved for public release; distribution is unlimited.

**PRESSURE MEASUREMENTS ON A PROPOSED OPTICAL
WINDOW FAIRING FOR THE ALTUS II UNMANNED AIR
VEHICLE**

Scott C. Ferris
Lieutenant Commander, United States Navy
B.S., University of Missouri – Rolla, 1987

Submitted in partial fulfillment of the
requirements for the degree of

MASTER OF SCIENCE IN AERONAUTICAL ENGINEERING


from the


NAVAL POSTGRADUATE SCHOOL
September 1999


Author:


Scott C. Ferris

Approved by:


Richard M. Howard, Thesis Advisor


Garth V. Hobson, Second Reader


Gerald H. Lindsey, Chairman
Department of Aeronautics and Astronautics

ABSTRACT

Low-speed wind tunnel tests were conducted to determine surface pressure measurements on a proposed aerodynamic fairing for the Altus II UAV. These tests were conducted at various angle-of-attack and sideslip positions to determine the effect on the surface pressures for the optical window portion of the fairing. Of particular interests were the pressure contour field located over the optical window region and the total force exerted on this area. Scaled-up loads (lbf) as calculated on the window ran from 1.0 to 1.6 times the freestream dynamic pressure (psf). Pressure measurements were also taken on the upper fuselage of the Altus II UAV model to determine the location of the peak suction area. These measurements provided the data to optimize the placement of external vents on the full-scale version of the airframe.

TABLE OF CONTENTS

I. INTRODUCTION.....	1
A. BACKGROUND	1
B. PURPOSE.....	3
II. TEST EQUIPMENT DESCRIPTION	5
A. THE MODEL.....	5
1. Model Construction	5
2. Model Instrumentation.....	6
B. THE WIND TUNNEL.....	8
C. THE DATA COLLECTION EQUIPMENT	9
1. The Scanivalve.....	10
2. The Scanivalve Digital Interface Unit (SDIU)	10
3. The Scanivalve Solenoid Controller.....	11
4. The Signal Conditioner.....	11
5. The PC and National Instruments <i>Labview</i>	11
6. The Junction Box.....	11
III. RESULTS AND DISCUSSION	13
A. TEST PROCEDURE AND RESULTS	13
1. Tunnel Operation Procedure.....	14
2. Reynolds Number Effect on C_p	15
B. WINDOW PRESSURE MEASUREMENTS	18
1. Data Calibration, Reduction and Corrections.....	18
a. Tunnel Q-bar Calibration	18
b. Test Section Blockage Correction	19
c. Zero Pressure Differential Correction	20
2. Pressure Coefficient Profiles on the Fairing.....	21
3. Total Pressure Induced Forces on the Fairing Window.....	36
C. CENTERLINE LONGITUDINAL PRESSURE VARIATION.....	37

IV. CONCLUSIONS AND RECOMMENDATIONS	39
A. CONCLUSIONS.....	39
B. RECOMMENDATIONS.....	39
APPENDIX A. EXPERIMENTAL PROCEDURE CHECKLIST	41
APPENDIX B. MICROSOFT EXCEL SPREADSHEETS.....	43
APPENDIX C. MATLAB GRAPHICS PROGRAMS.....	61
LIST OF REFERENCES	65
INITIAL DISTRIBUTION LIST.....	67

LIST OF FIGURES

Figure 1. Altus II UAV.....	1
Figure 2. Proposed Aerodynamic Fairing	2
Figure 3. Fairing Shape Before Fiberglass Covering	5
Figure 4. Painted Fiberglass Fairing.....	6
Figure 5. Pressure Port Diagram	7
Figure 6. 3.5' x 5.0' Academic Wind Tunnel	8
Figure 7. Frontal View of Model in Test Section.....	9
Figure 8. Schematic of Test Equipment Set-up.....	10
Figure 9. Side View of Model in Test Section	13
Figure 10. AWT Control Panel and Water Manometer	14
Figure 11. The Three 48-Port Pressure Manifolds.....	16
Figure 12. Longitudinal Axis of Fairing for Reynolds Number Effects Test	16
Figure 13. Reynolds Number Effects Test – C_p vs Longitudinal Station Position	17
Figure 14. Academic Wind Tunnel Calibration	19
Figure 15. Case 1 - C_p at $0^\circ \alpha$ and $0^\circ \beta$	22
Figure 16. Case 2 - C_p at $-2^\circ \alpha$ and $0^\circ \beta$	22
Figure 17. Case 3 - C_p at $+2^\circ \alpha$ and $0^\circ \beta$	23
Figure 18. Case 4 - C_p at $+4^\circ \alpha$ and $0^\circ \beta$	23
Figure 19. Case 5 - C_p at $-4^\circ \alpha$ and $0^\circ \beta$	24
Figure 20. Case 6 - C_p at $0^\circ \alpha$ and $-2.5^\circ \beta$	24

Figure 21. Case 7 - C_P at $0^\circ \alpha$ and $-5^\circ \beta$	25
Figure 22. Case 8 - C_P at $0^\circ \alpha$ and $+2.5^\circ \beta$	25
Figure 23. Case 9 - C_P at $0^\circ \alpha$ and $+5^\circ \beta$	26
Figure 24. Case 10 - C_P at $-4^\circ \alpha$ and $-2.5^\circ \beta$	26
Figure 25. Case 11 - C_P at $-4^\circ \alpha$ and $-5^\circ \beta$	27
Figure 26. Case 12 - C_P at $-4^\circ \alpha$ and $+2.5^\circ \beta$	27
Figure 27. Case 13 - C_P at $-4^\circ \alpha$ and $+5^\circ \beta$	28
Figure 28. Case 14 - C_P at $+4^\circ \alpha$ and $+5^\circ \beta$	28
Figure 29. Case 15 - C_P at $+4^\circ \alpha$ and $+2.5^\circ \beta$	29
Figure 30. Case 16 - C_P at $+4^\circ \alpha$ and $-2.5^\circ \beta$	29
Figure 31. Case 17 - C_P at $+4^\circ \alpha$ and $-5^\circ \beta$	30
Figure 32. Case 18 - C_P at $0^\circ \alpha$ and $0^\circ \beta$ with Antenna	30
Figure 33. Upper Fuselage C_P vs Longitudinal Position	38

LIST OF TABLES

Table 1. Some Common Conversions for Low-Speed Wind Tunnel Tests	15
Table 2. List of α and β Test Cases.....	21
Table 3. Summary of Window Force for the 18 Test Cases	37

LIST OF SYMBOLS, ACRONYMS AND ABBREVIATIONS

AOA	Angle of Attack
cm	Centimeters
C_p	Coefficient of Pressure
GPIB	General Purpose Interface Bus
KTAS	Knots True Airspeed
l	Reynolds Number Reference Length
lbf	Pound - Force
p	Local Static Pressure
p_∞	Freestream Static Pressure
psf	Pounds/Foot ²
psid	pound/inch ² differential
$q_\infty = \frac{1}{2}\rho V^2$	Freestream Dynamic Pressure
Q-bar	Average Dynamic Pressure
NI	National Instruments
NPS	Naval Postgraduate School
Re	Reynolds Number
Sandia	Sandia National Laboratories
VEG	Valley Engineering Group
VI	Virtual Instrument (<i>Labview</i> Software Program)
α	Angle of Attack
β	Sideslip Angle
ΔP	Pressure Difference between Static Ring and Kiel Probe
ρ	Air Density
μ	Air Molecular Viscosity
ν	Air Kinematic Viscosity

ACKNOWLEDGEMENTS

I wish to extend my sincere appreciation to the following individuals for their assistance in making this thesis work possible:

Professor Richard M. Howard

Professor Garth V. Hobson

Lab Technician Donald Meeks

Research Associate Jerry Lentz

Professor Howard provided me with the leadership, guidance and support that kept this project on track from start to finish. Professor Hobson's knowledge of experimental data collection techniques and test equipment setup proved invaluable for this wind tunnel experiment.

Lab Technician Don Meeks is an expert model builder. His craftsmanship, attention to detail and tireless effort resulted in a high-quality wind tunnel model, which was the cornerstone of this entire analysis. Research Assistant Jerry Lentz provided valuable assistance during the early stages of this project. In spite of other commitments, he took the time to help me construct an electrical junction box that was required to interface several elements of the test equipment.

Additionally, I would like to thank the customer support staff of National Instruments for their assistance. Their expertise enabled me to take a dated version of *Labview* and successfully implement it into a data collection process – a very impressive feat conducted by a long-distance telephone call. Also, Valley Engineering Group's engineering drawings proved very valuable during model construction.

This thesis is truly the result of a team effort. I extend my sincere thanks to these individuals, organizations and others that I may have neglected to mention for their assistance in making it all possible.

I. INTRODUCTION

A. BACKGROUND

In 1998, Sandia National Laboratories (Sandia) contracted the Naval Postgraduate School (NPS) to study the pressure field associated with a proposed aerodynamic fairing, designed to fit beneath the forward fuselage section of the Altus II Unmanned Air Vehicle (UAV). The purpose for this analysis arose from the requirement to fit an Ultraviolet (UV) laser remote sensing payload into the forward fuselage section of the Altus II UAV. The dimensions of the UV laser telescope necessitated that a portion of the telescope protrude into the freestream air beneath the originally configured Altus II airframe. To reduce drag and prevent unacceptable levels of telescope vibration, two proposals were developed to design an aerodynamic fairing that would facilitate the installation of this UV telescope. See Figure 1 for an illustration of the Altus II.




Figure 1. Altus II UAV

The first proposal was to design a fairing with an open cavity window, through which the UV telescope would view. This idea had the advantage of minimizing the optical distortion associated with having the telescope view through an optical window. One disadvantage of the open cavity fairing design was that vibrations associated with the open cavity flowfield could generate considerable stress on the telescope. [Ref. 1] This stress would in turn impose nearly continuous strain on the telescope's gimbal system designed to aim and hold it onto the desired target.

The second proposal was to design a fairing with a transparent optical window, through which the UV telescope would view. The engineers at Sandia concluded that a high quality optical window could be designed to sufficiently minimize the distortions in the UV telescope imagery. One advantage of the closed fairing design was that the strains imposed on the telescope's aiming/holding system would be greatly




Figure 2. Proposed Aerodynamic Fairing

reduced. When all of these considerations were taken into account, the decision was made to proceed forward with the closed fairing design. Figure 2, provided by Valley Engineering Group (VEG), illustrates the proposed shape of the fairing.

B. PURPOSE

The original purpose of the fairing analysis was to measure the open cavity flow field forces exerted on the proposed gimbaled system used to align and hold the telescope in position. The forces and vibrations imposed on the telescope in the open cavity design would have severely restricted the design of the telescope's aiming/holding system. After the decision was made by Sandia to change to the second proposal for the fairing design, the purpose of analysis changed.

Using the closed fairing with an optical window as the baseline design, the purpose of this analysis was to estimate the pressure-induced forces on the optical window and to estimate the pressure characteristics along the longitudinal centerline axis of the Altus II's upper fuselage. Knowing the approximate force exerted on the window will enable design engineers to fabricate a window possessing minimum weight with acceptable distortion and optical characteristics.

II. TEST EQUIPMENT DESCRIPTION

A. THE MODEL

1. Model Construction

The wind tunnel model used for this analysis was a one-half scale likeness of the forward fuselage section of the Altus II UAV, with the proposed fairing attached. The foundation of the model was cut from a high-quality pine plywood board upon which the upper fuselage and lower fairing surfaces were mounted. To form the shape of these upper fuselage and proposed fairing surfaces as closely as possible to the graphic depiction provided by VEG, cross-sectional ribs were affixed to the baseboard to aid in developing the final surface shapes (Figure 3).




Figure 3. Fairing Shape Before Fiberglass Covering

Blue polystyrene foam, commonly used in fiberglass hand lay-up construction, was inserted between each of the fairing's cross-sectional ribs. The blue foam was then sanded down to the level of the cross-sectional ribs with the contours in the inter-rib regions 'interpolated' by visual observation. Once the blue foam shapes were finished, three layers of fiberglass were applied to the foam core. After the fiberglass set, the foam inside the fairing was removed to facilitate the installation of the pressure ports and the associated *Tygon* tubing. See Figure 4 for the finished fairing.

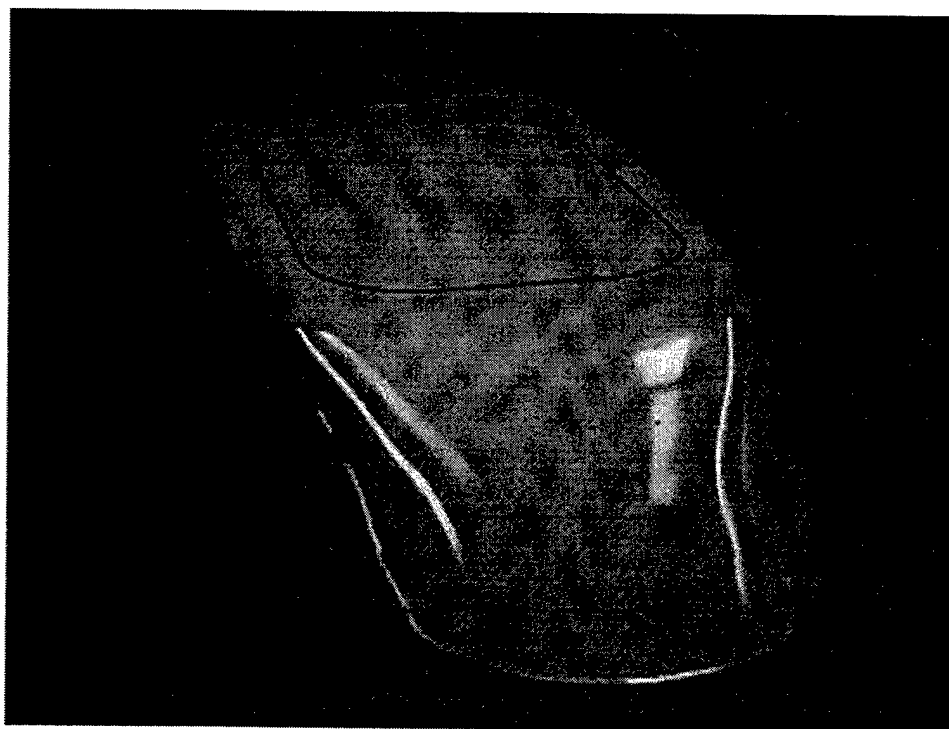


Figure 4. Painted Fiberglass Fairing

2. Model Instrumentation

The principal area of interest on the aerodynamic fairing was that area where the optical window was to be mounted. Consequently, the entire window surface was instrumented with a pattern of pressure ports. To reduce the total number of pressure ports on the fairing, only the right

side of the forward and aft sections was instrumented for pressure measurements. The pressure ports were divided into three sections: the forward section (A Section - 40 ports), the middle section (B Section - 45 ports) and the aft section (C Section - 40 ports). See Figure 5 for details regarding the model port numbers. Dividing the pressure port pattern into these three sections was necessary because the Scanivalve's pressure manifold could only accommodate 48 pressure measurements at one time.

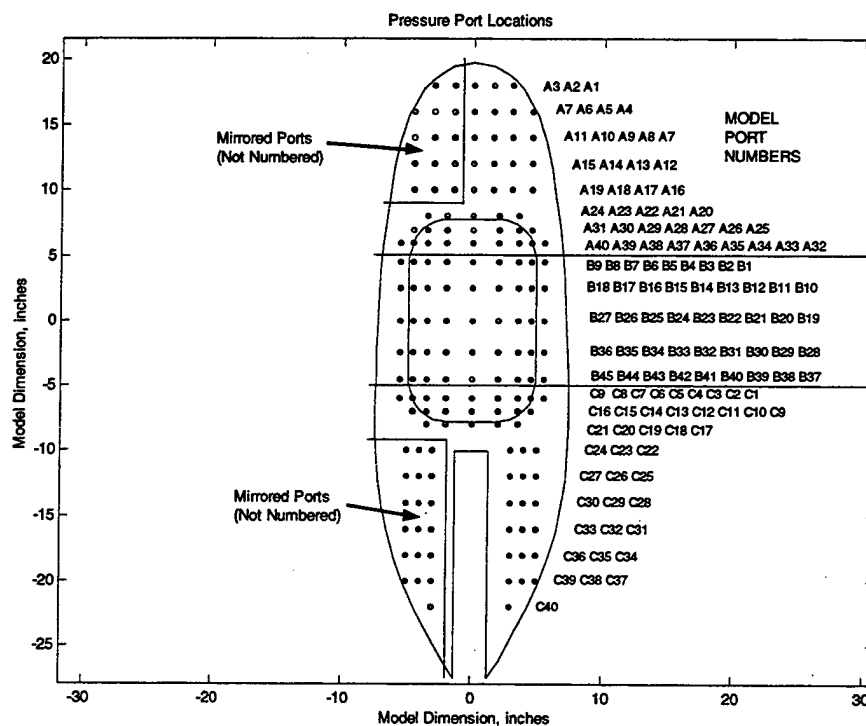


Figure 5. Pressure Port Diagram

Once the holes were drilled for each pressure port, brass fittings were individually glued into every port. Each brass fitting was tailored so that surface flow disruptions on the model were virtually eliminated. Inside the fairing, *Tygon* tubing was attached to each pressure port fitting. Initially, the entire *Tygon* tubing bundle was divided into two smaller bundles to enable the tubing to exit the model and wind tunnel. Once the

two bundles were outside the tunnel, they were divided again to reform three tubing bundles. These three bundles corresponded to the three aforementioned pressure port sections on the model: the forward (A), middle (B) and aft (C) sections.

B. THE WIND TUNNEL

The NPS 3.5' x 5.0' Academic Wind Tunnel (AWT) was used to test the proposed aerodynamic fairing. The vertically oriented closed circuit AWT shown in Figure 6 measures approximately 62.7 feet in length, 33.0 feet in height and 15.0 feet in width with a 14.4 ft² (2079 in²) test section. [Ref. 2] The AWT was originally powered by two 150-hp electric motors that drove two counter-rotating three-bladed variable-pitch fans. As a result of a previous incident involving the fan ingestion of a hand tool, the AWT currently uses only one 150-hp electric motor to drive a single fan. Single motor operation gives the AWT an approximate maximum test speed of 145 KTAS. [Ref. 2]

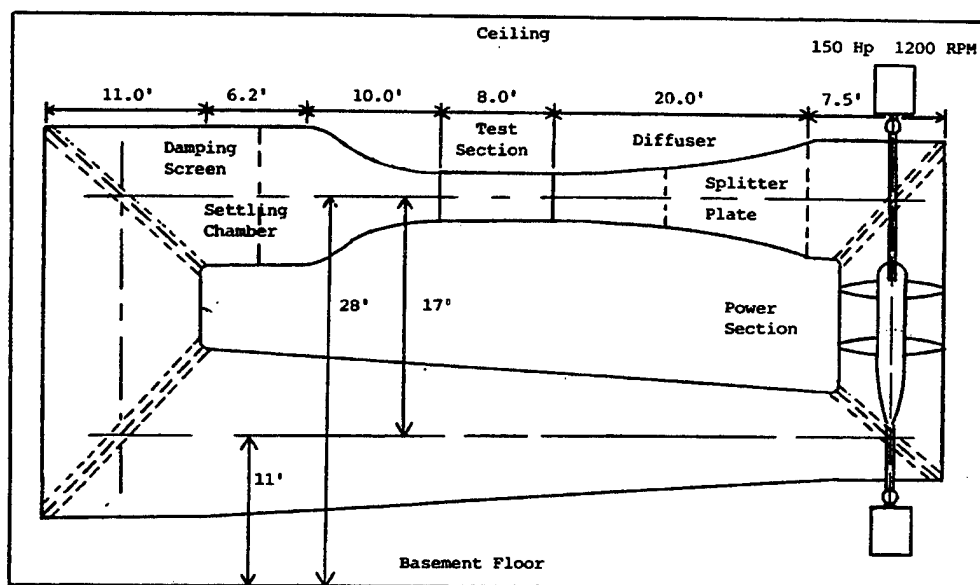


Figure 6. 3.5' x 5.0' Academic Wind Tunnel

The Altus II UAV operates at low subsonic speeds, typically well below 120 knots. For this reason, the AWT is well suited for testing a model of this type of flight vehicle. The frontal cross-sectional area of the Altus UAV model measures approximately 227 square inches, as shown in Figure 7. Based on this cross-sectional area, the blockage equals 10.9%. The model is relatively large for the given test section; the associated blockage effects are discussed in Chapter III Section B. The model scale was chosen to minimize Reynolds number effects.




Figure 7. Frontal View of Model in Test Section

C. THE DATA COLLECTION EQUIPMENT

Data collection was accomplished by integrating a Scanivalve pressure measurement device with a PC-based National Instruments *Labview* data acquisition program. See Figure 8 for a schematic diagram of the test equipment set-up.

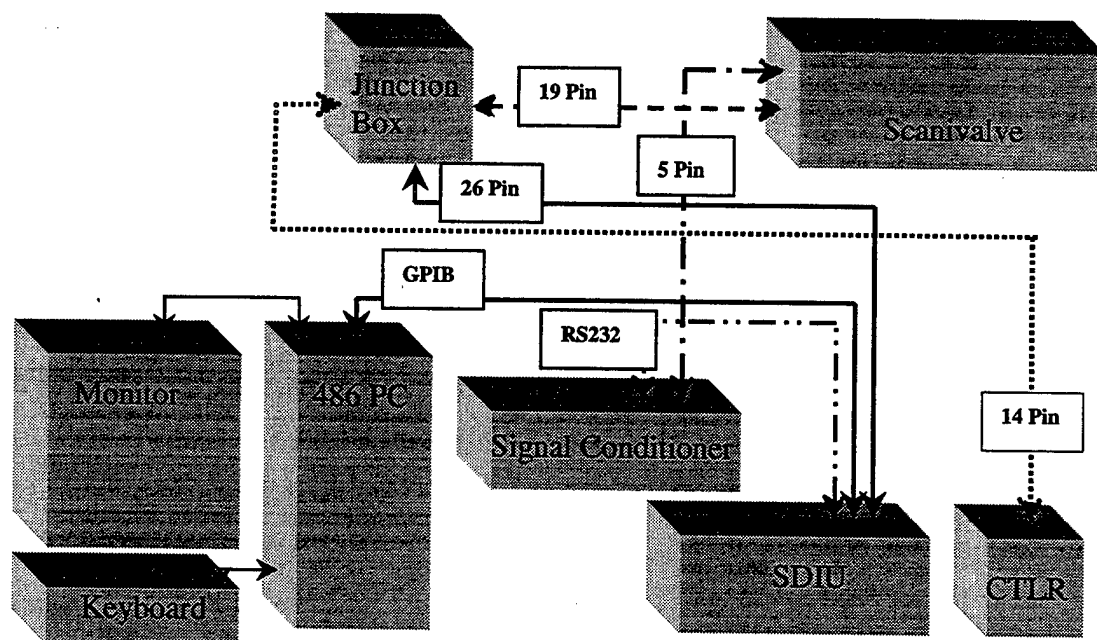


Figure 8. Schematic of Test Equipment Set-up

1. The Scanivalve

The Scanivalve is a differential pressure measurement device that used a calibrated transducer to measure the difference between a test pressure and a reference pressure (ambient pressure at the Scanivalve's rotary switch). The Scanivalve used in this experiment had a ± 2.5 psid transducer. It mechanically cycled between and measures pressures from 48 individual ports located on its pressure manifold. Combined with a compatible data acquisition system, the Scanivalve was an effective low-cost means of obtaining low speed wind tunnel pressure measurements.

2. The Scanivalve Digital Interface Unit (SDIU)

The SDIU was an analog-to-digital converter that converted analog voltage measurements from the *Scanivalve* (corresponding to discrete differential pressure measurements) into digital voltage readings. It also enabled an operator to select individual numbered pressure ports for measurement. Additionally, the SDIU is equipped with a GPIB link which

enabled it to be operated remotely by an appropriately configured PC. A 486 PC using NI *Labview* software controlled operated the SDIU.

3. The Scanivalve Solenoid Controller

The Controller provided 28 volt DC electrical power to the Scanivalve unit. It also enabled an operator to manually step through or reset-to-home the Scanivalve's pressure ports. This was one of three units interfaced together with the Junction Box discussed below.

4. The Signal Conditioner

The Signal Conditioner enabled an operator to zero and span the SDIU voltage readings. Additionally, it provided the excitation voltage for the Scanivalve. To calibrate the SDIU, a water manometer was used to calibrate the transducer at 30 cm of H₂O differential pressure.

5. The PC and National Instruments *Labview*

The software program used to drive the experimental equipment and collect the pressure data was taken from LT Greco's thesis work. [Ref. 5] The NI *Labview* VI used for his experiment also employed a Scanivalve to take pressure measurements. The only modification made to the VI was a small addition to the code that enabled the pressure measurement data to be stored on a PC 3.5 inch floppy disk.

6. The Junction Box

A junction box that interfaced the Scanivalve, the SDIU and the Scanivalve Solenoid Controller was fabricated for this experiment. Using design drawings provided by Dr. Hobson, this junction box was constructed to the specifications of another junction box used in the experimental set-up of LT Greco. [Ref. 5] Properly connected to the other experimental apparatus, this junction box facilitated the

PC/SDIU/Scanivalve interface that enabled the pressure measurement system to function as required.

III. RESULTS AND DISCUSSION

A. TEST PROCEDURE AND RESULTS

After the construction of the wind tunnel model was complete, it was mounted inverted in the test section of the AWT. As shown in Figure 9, the model was supported by two bayonet mounts and one aft-center mount, and was free to pivot about its vertical and lateral axes. The two bayonet mounts were attached to an internal pivoting mechanism that allowed up to five degrees of positive/negative sideslip. The aft-center mount was constructed with a screw-post that allowed up to four degrees of positive/negative AOA.




Figure 9. Side View of Model in Test Section

1. Tunnel Operation Procedure

Several preliminary wind tunnel test runs were conducted to ensure that the model and support structures were robust enough to handle the test velocities. At wind tunnel velocities in excess of $\Delta P = 10$ cm of H_2O pressure (as measured by the H_2O manometer at the AWT Control Panel, shown in Figure 10), model vibration was observed. ΔP measured the difference in pressure between a Kiel probe and a static ring, located just prior to the test section. The conversion from indicated differential pressure (ΔP) at the AWT Control Panel to test section dynamic pressure is discussed in Section B of this chapter.

Two wind tunnel tests were conducted at test section velocities corresponding to $\Delta P = 5$ cm and $\Delta P = 10$ cm H_2O to determine whether Reynolds number significantly affected the pressure measurements.




Figure 10. AWT Control Panel and Water Manometer

See Table 1 for conversion between water pressure, pound/foot² and airflow velocities.

ΔP (cm H ₂ O)	Q (psf)	Q (psi)	V (feet/sec)	V (KTAS)
5	10.2	0.071	93.0	55.1
10	20.5	0.142	131.5	77.9
15	30.7	0.213	161.0	95.4
20	40.9	0.284	186.0	110.2
25	51.2	0.355	207.9	123.2

Note : density assumed sea-level standard

Table 1. Some Common Conversions for Low-Speed Wind Tunnel Tests

See Appendix A for the tunnel operation checklist used to conduct each test run. In brief, the test equipment was powered up, the SDIU/Scanivalve was calibrated with a stand-alone water manometer, the model was set to the desired AOA/Sideslip (α/β) and the tunnel/test section was inspected for foreign or loose objects. Next, the wind tunnel was powered-up and the flow velocity was steadily increased to $\Delta P = 10$ cm of H₂O pressure. Once the tunnel velocity stabilized, the NI Labview program, which measured and recorded the data taken from the first 48 pressure ports, was enabled. After the initial 48 port measurements were complete, the first 48-port manifold was removed and replaced with the second 48-port manifold while the tunnel maintained its test velocity. This procedure was repeated for each of the three 48-port manifolds until the data for all 125 (40 + 45 + 40) model ports was measured and recorded. Figure 11 illustrates the three 48-port pressure manifolds adjacent to the Scanivalve.

2. Reynolds Number Effect on C_p

Since it was observed that excessive model vibrations might occur at full Reynolds number testing, the effects of reduced Reynolds number testing was observed. Two test-runs, one at $\Delta P = 5$ cm and another at $\Delta P = 10$ cm H₂O water pressure, were conducted to observe the effects on the




Figure 11. The Three 48-Port Pressure Manifolds

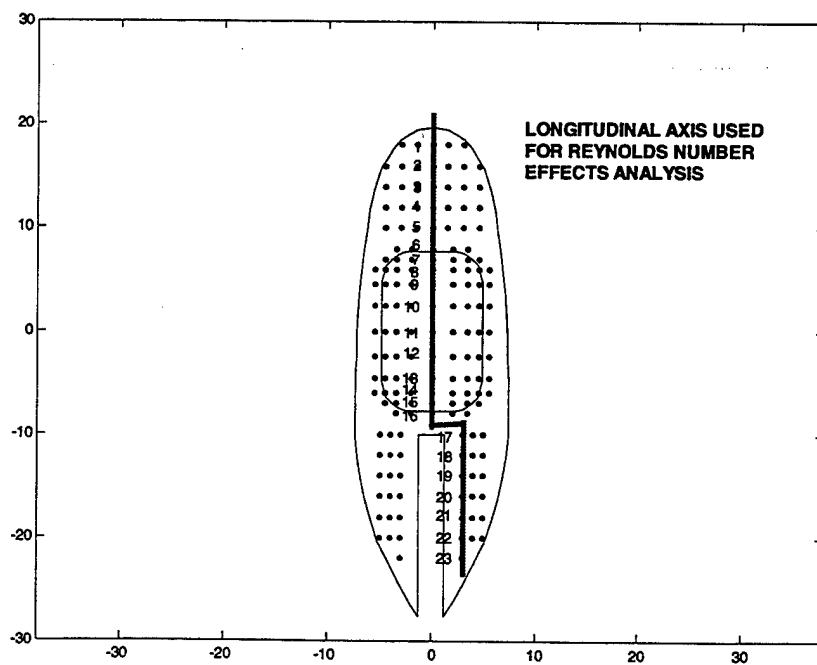


Figure 12. Longitudinal Axis of Fairing for Reynolds Number Effects Tests

pressure measurements taken along the longitudinal axis of the model. See Figure 12 for the longitudinal measurement axis used for these Reynolds number effects tests.

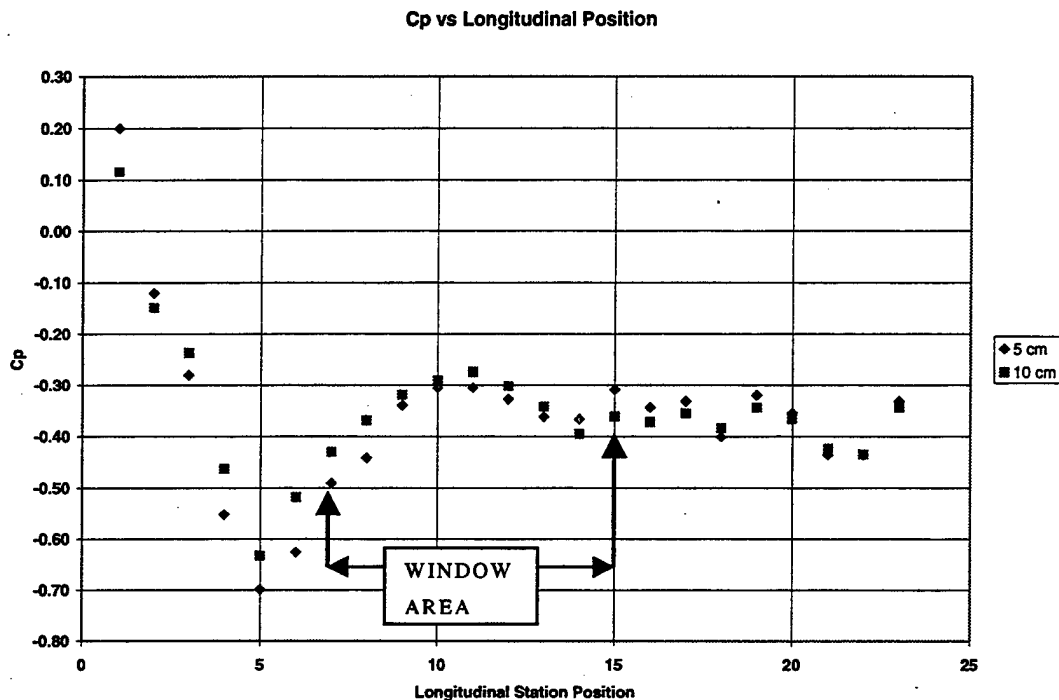


Figure 13. Reynolds Number Effects Test – C_p vs Longitudinal Station Position

Figure 13 illustrates that a reduced Reynolds number has little overall effect on the C_p measurements. The pressure coefficient C_p is given by:

$$C_p = \frac{p - p_\infty}{q_\infty}$$

where p_∞ and q_∞ are freestream ambient pressure and dynamic pressure, respectively. Although some variation in the measurements exists between stations four through eight, the difference in these measured C_p 's is negligible for this type of analysis. The overall intent of these C_p measurements is to estimate the average force exerted on the optical

window area (longitudinal stations 7-15 in Figure 13). It was decided to run at sub-scale Reynolds number to avoid model aerostructural concerns.

The Reynolds number for the 18 test cases is determined from

$Re = \frac{\rho V \ell}{\mu}$, where the absolute viscosity of the air is given by Sutherland's

equation $\mu = 2.27 \times 10^{-8} \left(\frac{T^{1.5}}{T + 198.6} \right)$ (lbf s/ft²). [Ref. 4] The characteristic

length for the Reynolds number is taken as the model's fairing length, $\ell = 4$ ft. Standard sea-level density ρ is assumed and the test velocity is determined from Q -bar, as discussed in section B sub-section 1 of this chapter. Based on these assumptions, test case Reynolds numbers equaled 3.1 million. Based on a standard 5000-ft altitude flight at 70 KTAS, the actual full-scale Reynolds number equals 6.4 million.

B. WINDOW PRESSURE MEASUREMENTS

The first step in obtaining the total force exerted on the optical window was to determine the local pressure coefficient C_p at each port location on the model. One calibration and two corrections were applied to the raw experimental data to obtain the C_p 's. The wind tunnel calibration related test section average dynamic pressure Q -bar to measured ΔP , as displayed on the AWT Control Panel H₂O manometer. The two corrections took into account test section blockage effects due the model size and zero voltage readings from the Scanivalve reference pressure.

1. Data Calibration, Reduction and Corrections

a. Tunnel Q-bar Calibration

In Reference 2, the author calibrated the wind tunnel test section Q -bar. After conducting a pressure survey of the AWT test section, a relation between indicated pressure (ΔP) and calibrated dynamic

pressure (Q -bar) was determined. Figure 14 illustrates the results from this calibration. The ratio of the calibrated (Q -bar) to the measured ΔP (as read from the AWT water manometer) is a linear function. After the raw pressure data was collected in the Microsoft Excel spreadsheets, this calibration was applied to all of the other pressure measurements.

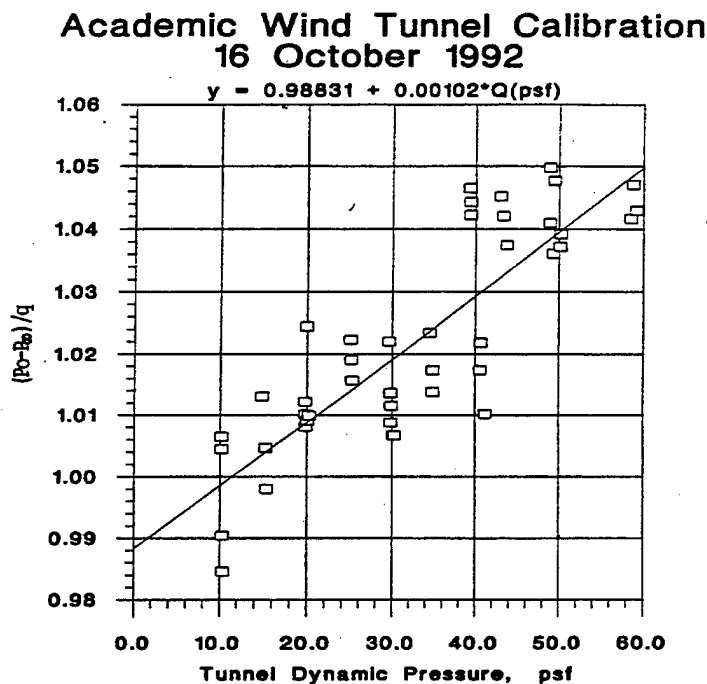


Figure 14. Academic Wind Tunnel Calibration

All of the test cases were conducted at approximately $\Delta P = 10$ cm H_2O (20.5 psf), which after unit conversion and calibration, resulted in Q -bar = 20.7 psf.

b. Test Section Blockage Correction

The second modification to the raw pressure data involved the correction for test section blockage effects. Authors Rae and Pope propose a simple correction factor that applies to models of 'unusual shapes': [Ref. 6]

$$\varepsilon = \frac{1}{4} \frac{\text{Model Frontal Area}}{\text{Test Section Area}}$$

$$\varepsilon = \frac{\Delta V}{V_U}$$

ε is the ratio of the velocity change due to blockage over uncorrected velocity. Rae and Pope state that "a maximum ratio of model frontal area to test section cross-sectional area of 7.5% should probably be used, unless errors of several percent can be accepted." [Ref 6] The model blockage in the current tests is 10.9%. Since average pressure forces are the desired result of this analysis, it was decided that correction errors of "several percent" are acceptable.

c. Zero Pressure Differential Correction

When the pressure measurement data was observed, a small inconsistency was noted in the data. Ambient atmospheric pressure was not always measured as zero volts. Scanivalve pressure manifold port #1 was open to the ambient atmosphere, which is also the Scanivalve's reference pressure when taking the other differential pressure measurements. In theory, a properly calibrated Scanivalve/SDIU should always read zero volts for port #1, since any variation in ambient atmospheric pressure would be sensed by both port #1 and the Scanivalve's reference port located near its rotary switch. Since both of these ports measure ambient atmospheric pressure, the measured pressure difference between them should equal exactly zero.

During the various wind tunnels runs, the Scanivalve/SDIU was calibrated with a stand-alone water manometer for each testing session. Each testing session lasted about one hour and measured between six and nine Scanivalve pressure manifolds. Three manifold measurements were required to measure the entire model in one configuration. During calibration, the SDIU was zeroed for ambient pressure and set to approximately -1.78 Volts for 30 cm of H₂O pressure on the manometer. The signal conditioner was used to set this zero and span. Setting the

span (of -1.78 Volts) sometimes slightly shifted the zero pressure reading, so an iterative process of zero and span setting was used to confirm that each reading was stable.

During the test runs a small measurement drift occurred for the ambient atmospheric pressure reading. To correct this problem, the voltage (and corresponding pressure) reading of Scanivalve port #1 was subtracted from all of the other pressure port measurements for each individual test run. This action applied an average correction to the measured data, which removed the error induced by the measurement drift of the Scanivalve's reference pressure.

2. Pressure Coefficient Profiles on the Fairing

This section contains Figures 15 through 32, which depict the contour plots of the measured C_p 's on the aerodynamic fairing. Appendix C contains the MATLAB program code used to convert the Microsoft Excel spreadsheet data into these pictorial C_p representations. Table 2 presents a summary list of the 18 test cases run at the specified values of α and β .

Test Case #	AOA (deg)	Sideslip (deg)	Test Case #	AOA (deg)	Sideslip (deg)
1	0	0	10	-4	-2.5
2	-2	0	11	-4	-5
3	2	0	12	-4	2.5
4	4	0	13	-4	5
5	-4	0	14	4	5
6	0	-2.5	15	4	2.5
7	0	-5	16	4	-2.5
8	0	2.5	17	4	-5
9	0	5	18	0	0

Note: test case #18 conducted with antenna installed

Table 2. List of α and β Test Cases

Included in the discussion of each test case is the pressure-induced force on the window. These force calculations assume a flight condition of 100 KTAS at sea level and are discussed in more detail in the next section.

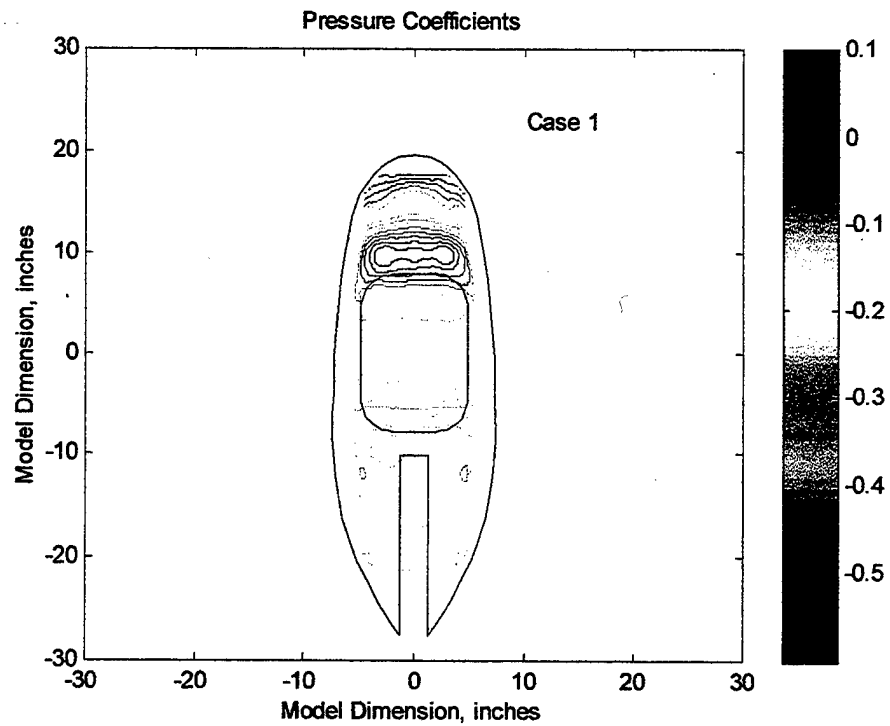


Figure 15. Case 1 - C_p at $0^\circ \alpha$ and $0^\circ \beta$

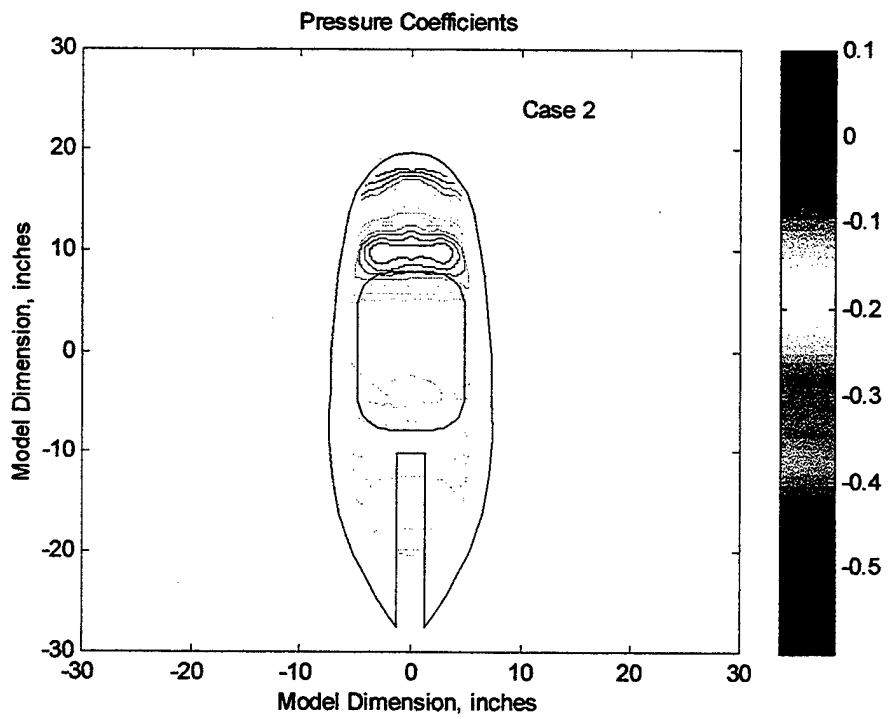


Figure 16. Case 2 - C_p at $-2^\circ \alpha$ and $0^\circ \beta$

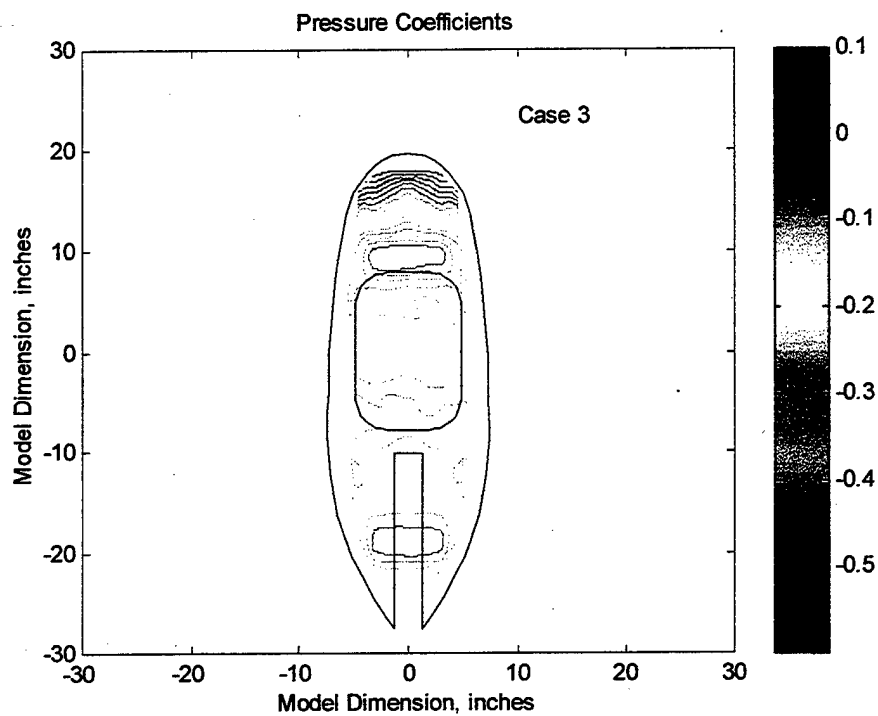


Figure 17. Case 3 - C_p at $+2^\circ \alpha$ and $0^\circ \beta$

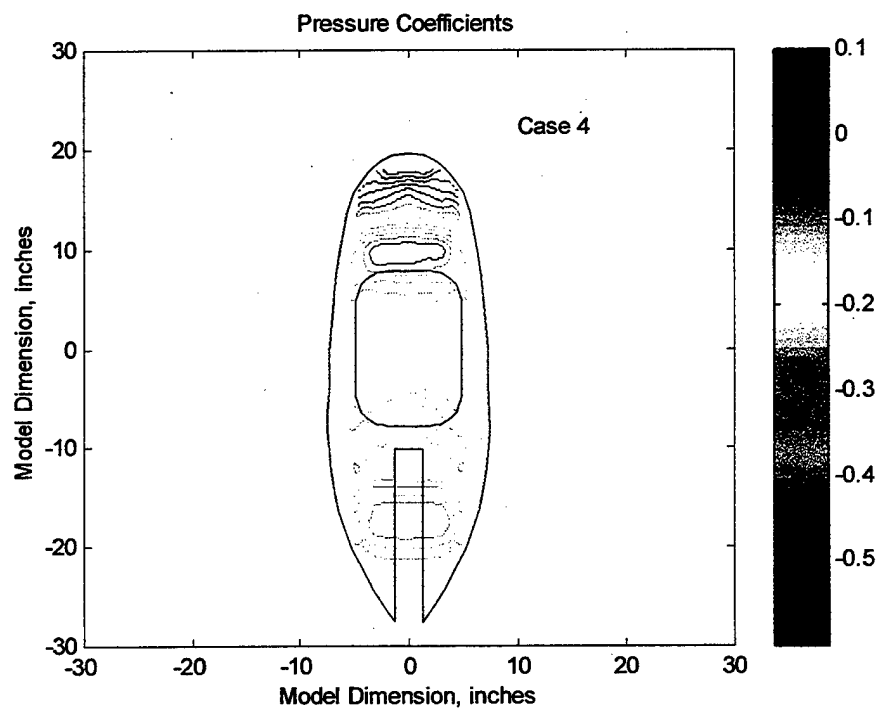


Figure 18. Case 4 - C_p at $+4^\circ \alpha$ and $0^\circ \beta$

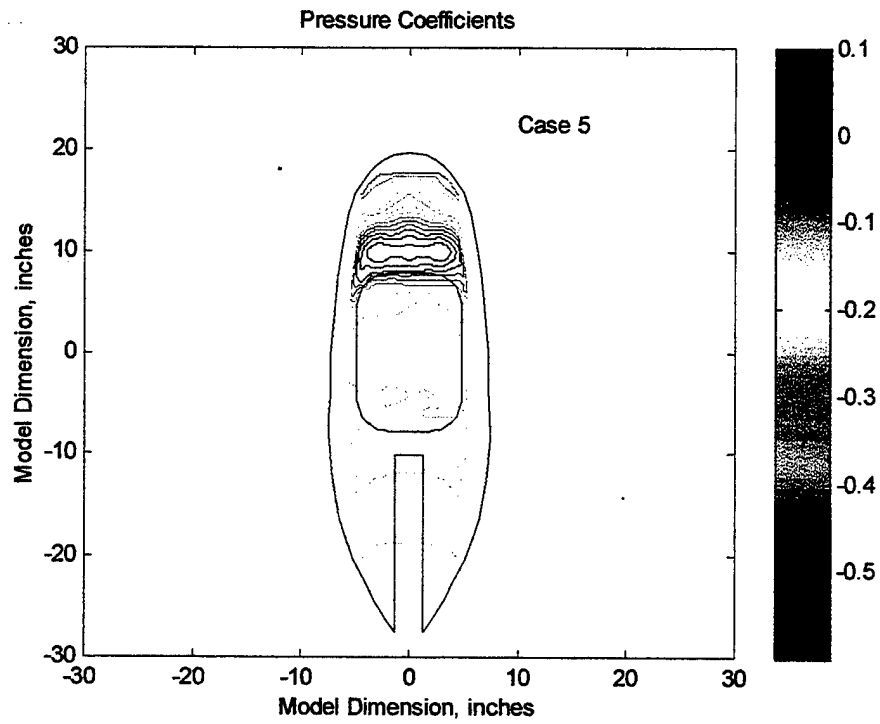


Figure 19. Case 5 - C_p at $-4^\circ \alpha$ and $0^\circ \beta$

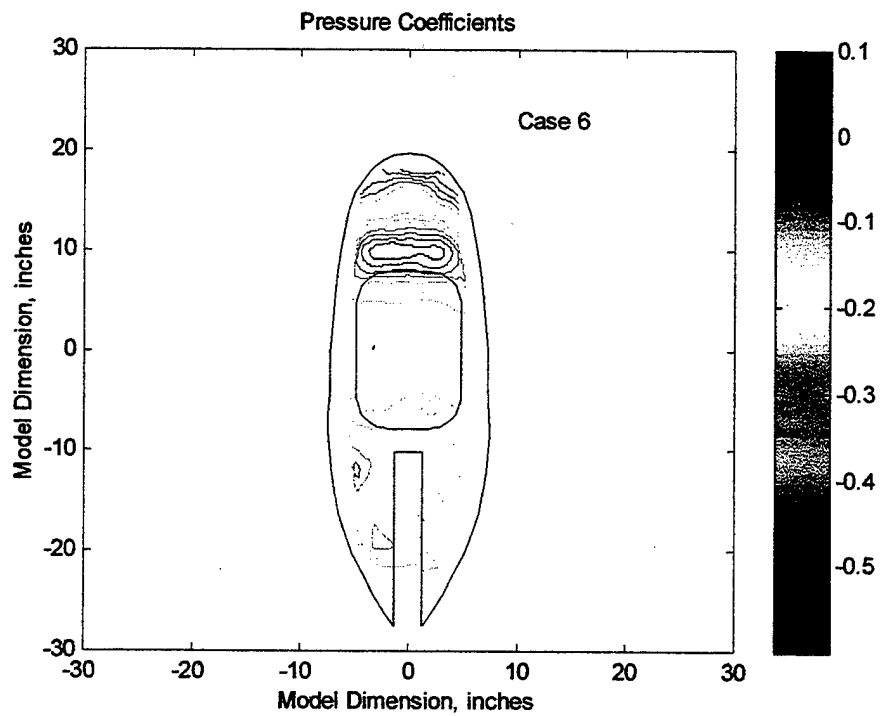


Figure 20. Case 6 - C_p at $0^\circ \alpha$ and $-2.5^\circ \beta$

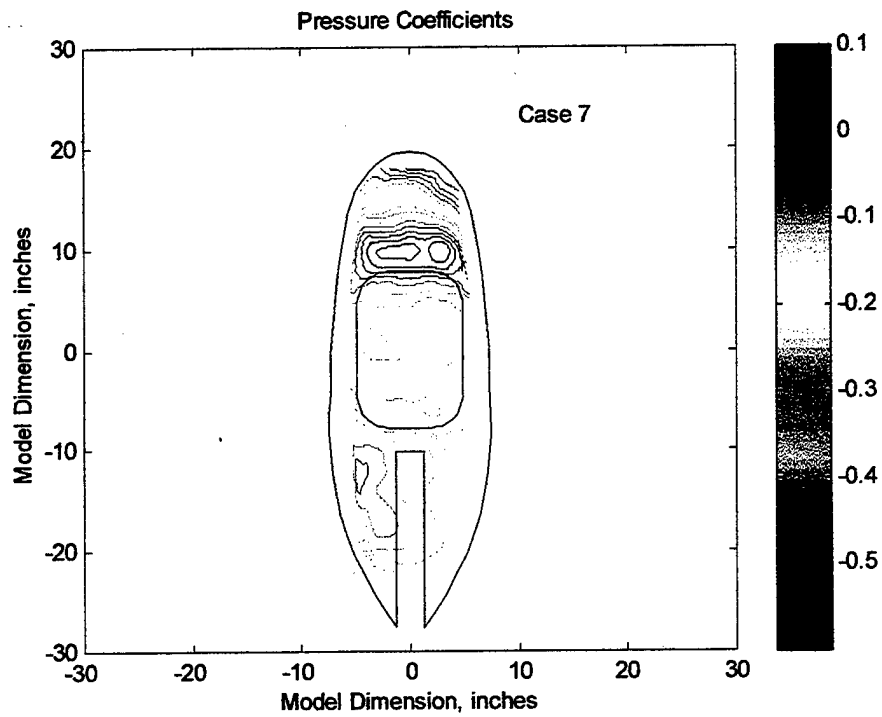


Figure 21. Case 7 - C_p at $0^\circ \alpha$ and $-5^\circ \beta$

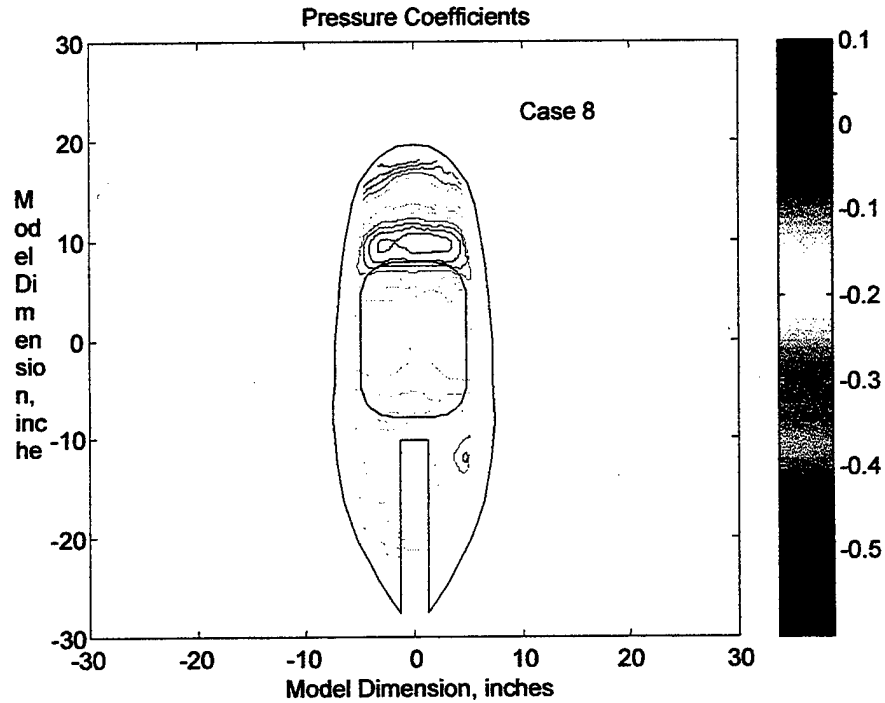


Figure 22. Case 8 - C_p at $0^\circ \alpha$ and $+2.5^\circ \beta$

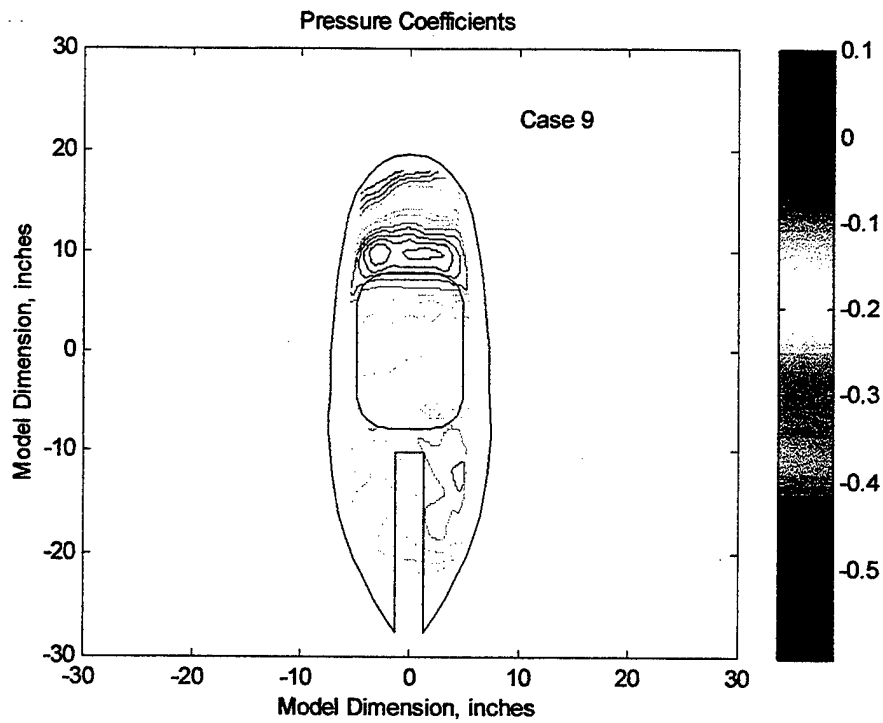


Figure 23. Case 9 - C_p at $0^\circ \alpha$ and $+5^\circ \beta$

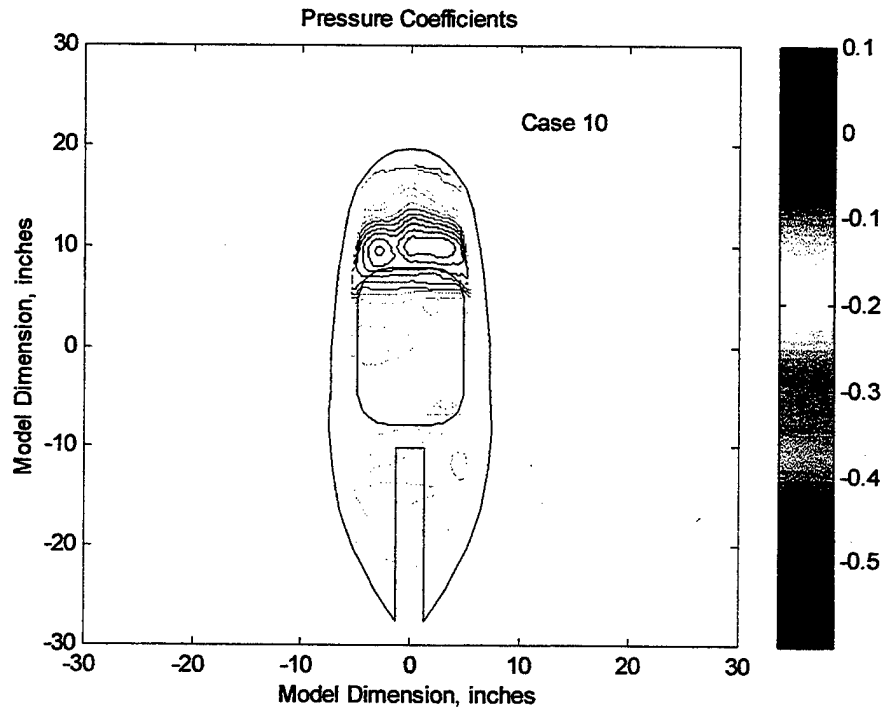


Figure 24. Case 10 - C_p at $-4^\circ \alpha$ and $-2.5^\circ \beta$

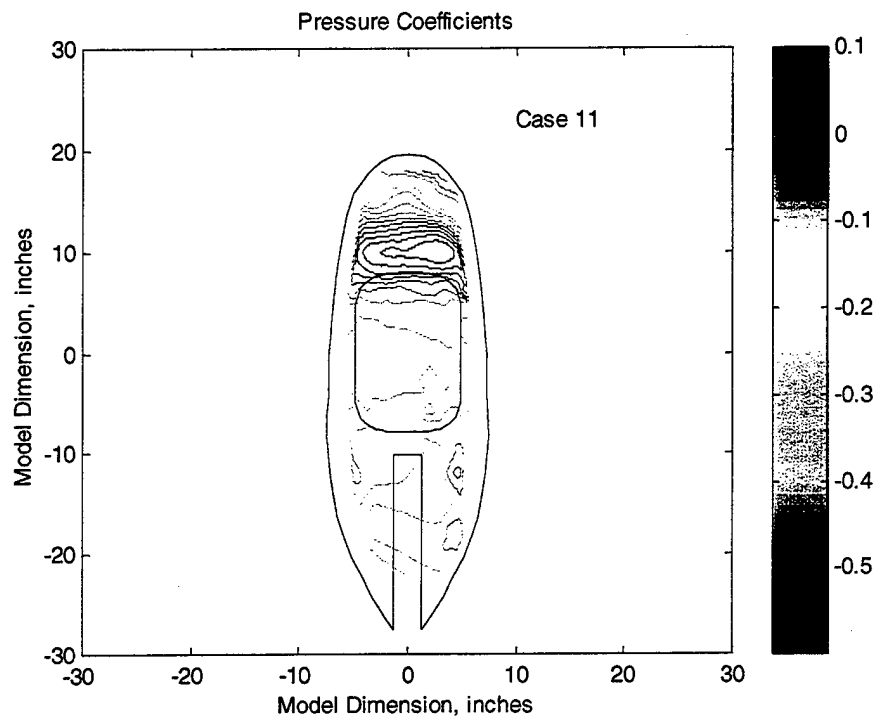


Figure 25. Case 11 - C_p at $-4^\circ \alpha$ and $-5^\circ \beta$

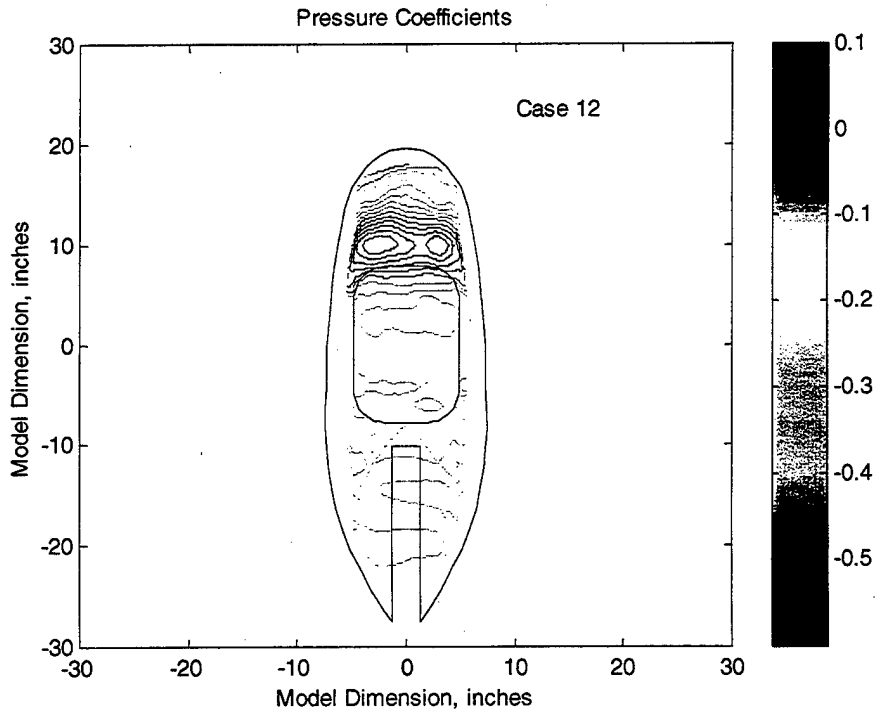


Figure 26. Case 12 - C_p at $-4^\circ \alpha$ and $+2.5^\circ \beta$

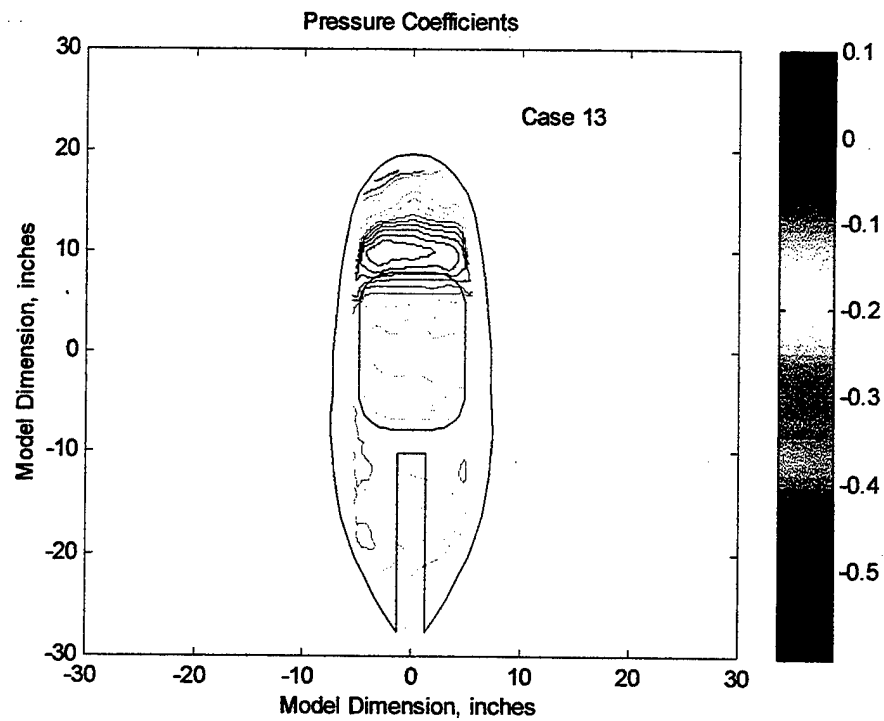


Figure 27. Case 13 - C_p at $-4^\circ \alpha$ and $+5^\circ \beta$

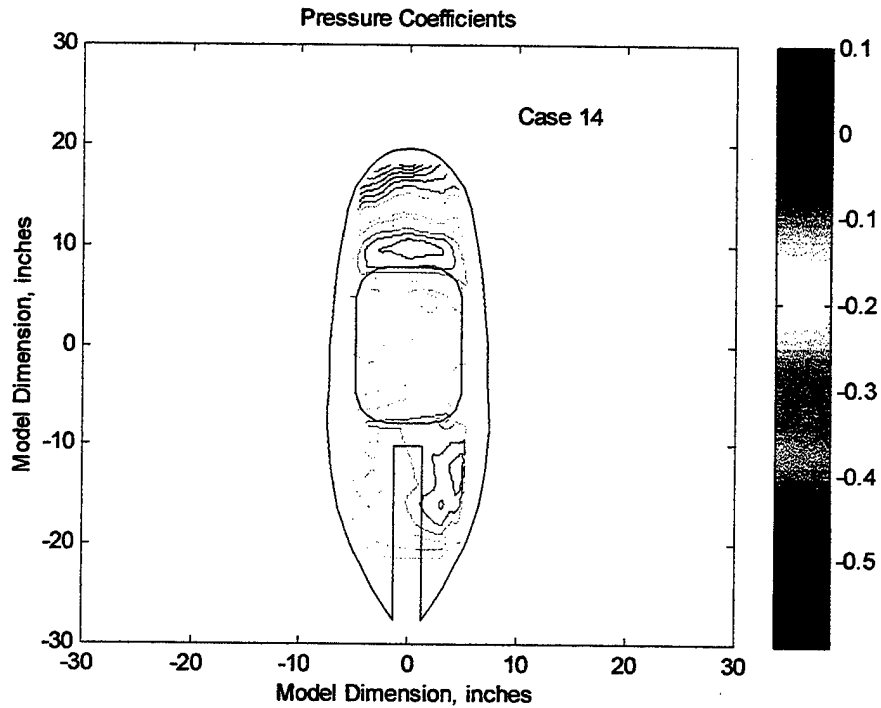


Figure 28. Case 14 - C_p at $+4^\circ \alpha$ and $+5^\circ \beta$

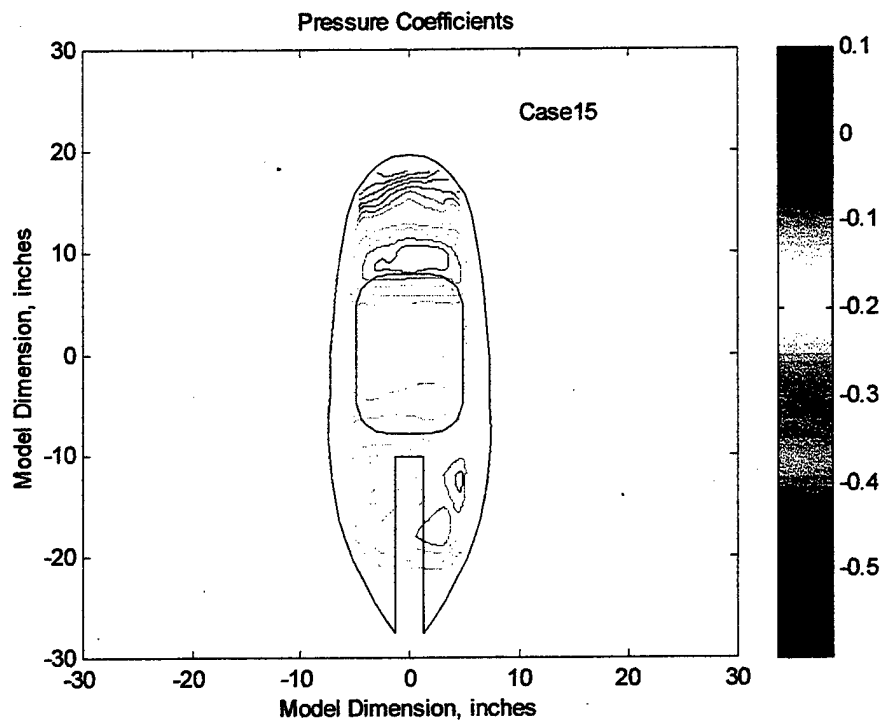


Figure 29. Case 15 - C_p at $+4^\circ \alpha$ and $+2.5^\circ \beta$

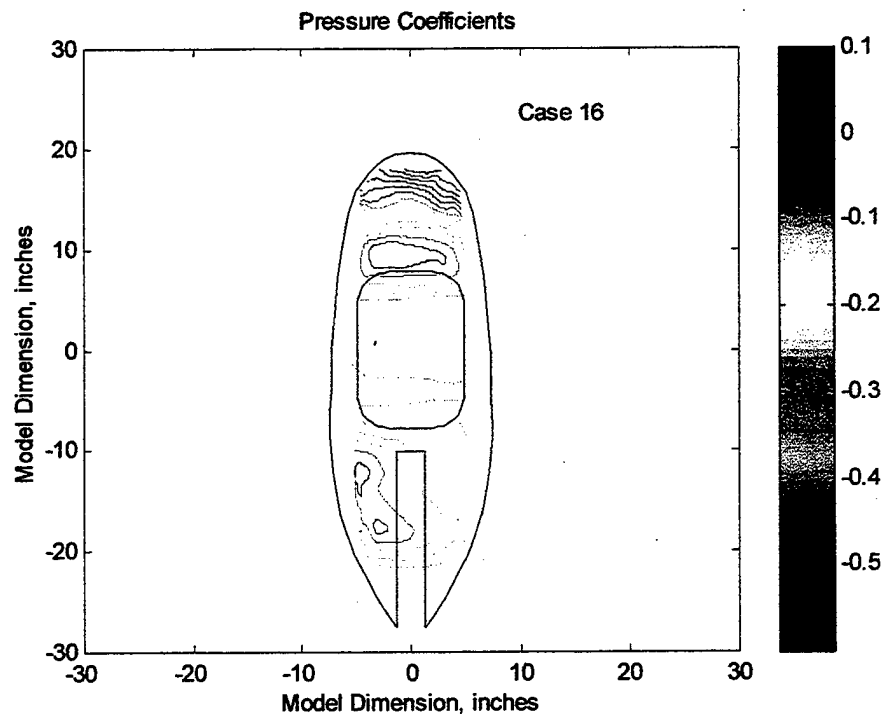


Figure 30. Case 16 - C_p at $+4^\circ \alpha$ and $-2.5^\circ \beta$

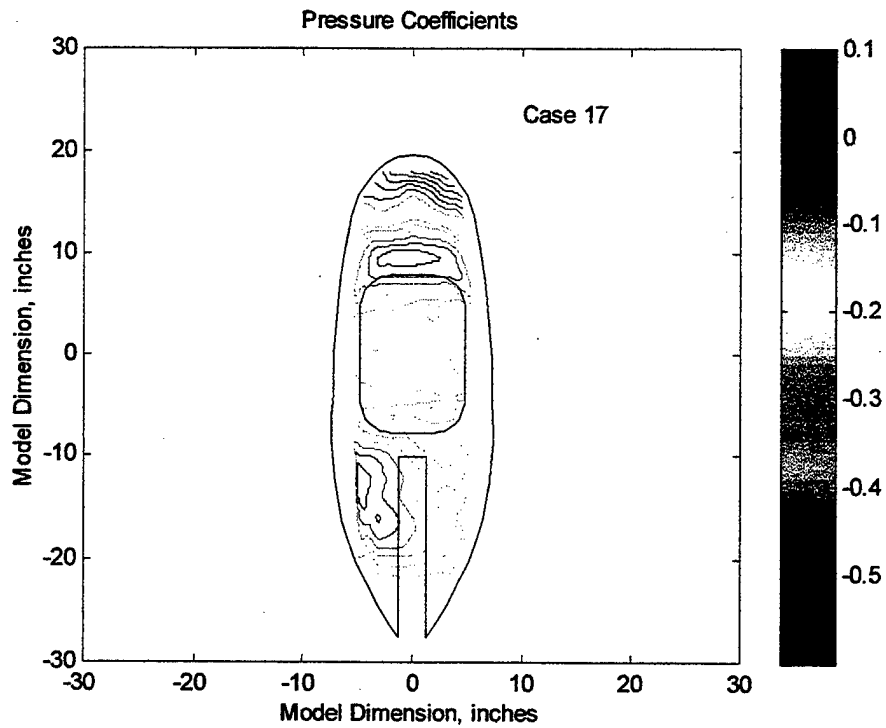


Figure 31. Case 17 - C_p at $+4^\circ \alpha$ and $-5^\circ \beta$

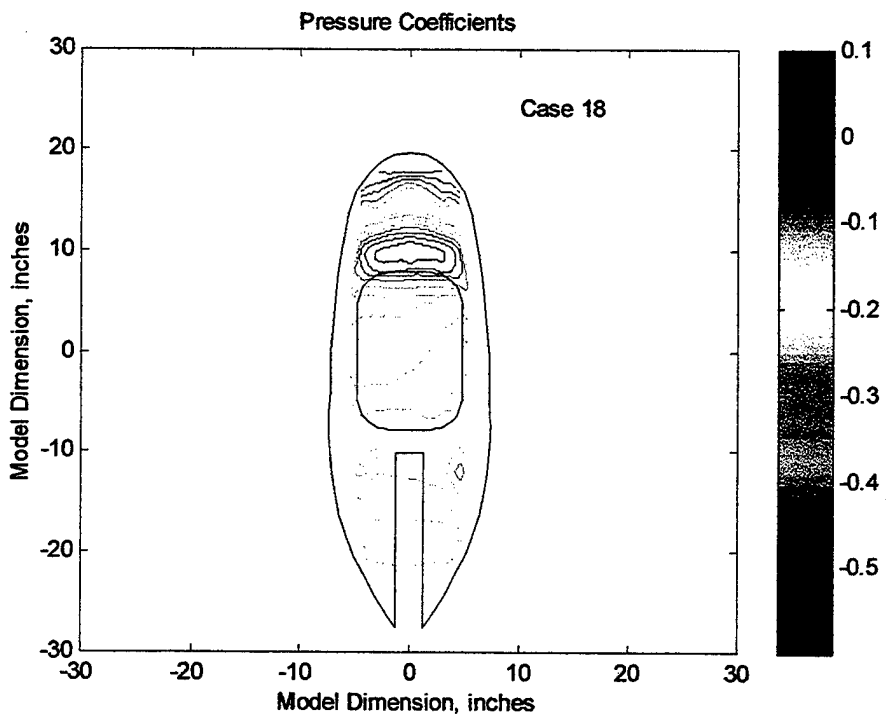


Figure 32. Case 18 - C_p at $0^\circ \alpha$ and $0^\circ \beta$ with Antenna

Figure 15 illustrates the results of the baseline test case, which was conducted at $0^\circ \alpha$ and $0^\circ \beta$. The stagnation line ($C_p = 1$) occurred near the model leading edge, located well before the pressure measurement area. Consequently, the pressure contours do not depict it. The highest surface pressures were measured immediately aft of the leading-edge area and the lowest surface pressures were located just forward of the window. The window area experienced a relatively constant pressure field of $C_p \approx -0.35$. Additionally, there were two small areas of local low pressure ($C_p \approx -0.5$) located aft of the window in line with the window longitudinal edges. See position ($\pm 5, -10$) on Figure 14. The total force on the window for test case 1, extrapolated to full scale for the nominal flight condition described, was 51.3 lbf suction.

Figure 16 illustrates the next test case, which was conducted at $-2^\circ \alpha$ and $0^\circ \beta$. Compared to Figure 15, the leading-edge area of high pressure remained largely unchanged. The local suction region forward of the window was also similar to the previous case, except that the area aft of this region experienced a greater *increasing* pressure gradient across the leading edge of the window. After this *increasing* gradient, the remaining window area experienced a relatively constant pressure of $C_p \approx -0.3$. The total force on the window for test case 2 was 40.4 lbf suction.

Figure 17 illustrates test case 3, which was conducted at $+2^\circ \alpha$ and $0^\circ \beta$. The leading-edge area of high pressure was approximately twice as large as the two previous test cases. The *increasing* pressure gradient associated with the local suction region forward of the window was less than the previous two test cases. This case had a $C_p \approx -0.4$, vice a $C_p \approx -0.5$ from the two previous test cases, for this local suction region. The center of the window area experienced a relatively constant pressure of $C_p \approx -0.17$, compared to -0.35 and -0.30 from test cases 1 and 2, respectively. The trailing edge of the window experienced a *decreasing*

pressure gradient from $C_p \approx -0.2$ to $C_p \approx -0.35$. The total force on the window for test case 3 was 40.4 lbf suction.

Figure 18 illustrates test case 4, which was conducted at $+4^\circ \alpha$ and $0^\circ \beta$. The leading-edge area of high pressure was similar to test case 3. The local suction region forward of the window was also similar to test case 3, except $C_p \approx -0.43$ instead of $C_p \approx -0.4$. The *increasing* pressure gradient located aft of this suction region was less than test case 3. The center window area experienced a relatively constant pressure of $C_p \approx -0.25$, compared to -0.17 from test case 3. The total force on the window for test case 4 was 37.0 lbf suction.

Figure 19 illustrates test case 5, which was conducted at $-4^\circ \alpha$ and $0^\circ \beta$. The leading-edge area of high pressure ($C_p > 0$) was the smallest yet, as compared to the previous test cases. The local suction region forward of the window was the strongest of the test cases discussed so far with a $C_p \leq -0.5$. The center window area experienced a relatively constant pressure of $C_p \approx -0.35$. There was no significant pressure gradient at the window trailing edge, as in test case 3. The total force on the window for test case 5 was 48.7 lbf suction.

Figure 20 illustrates test case 6, which was conducted at $0^\circ \alpha$ and $-2.5^\circ \beta$. This test case was the first in the series of non-zero sideslip runs. The leading-edge area of high pressure is skewed slightly in the direction of the sideslip. The model was tested upside down, so negative sideslip angles *appear* as relative wind coming from the right. The local suction region located forward of the window is similar to test case 1, but it was skewed slightly due to the $-2.5^\circ \beta$. The center window area experienced a relatively constant pressure of $C_p \approx -0.27$. Located at position $(-4, -12)$ on Figure 20, a small local suction region developed due to the $-2.5^\circ \beta$. The total force on the window for test case 6 was 41.1 lbf suction.

Figure 21 illustrates test case 7, which was conducted at $0^\circ \alpha$ and $-5^\circ \beta$. This test case was similar to the previous one, except the skew

angle of the leading-edge area of high pressure was more pronounced. The local suction region located forward of the window was also more skewed than test case 6. The center window area experienced a relatively constant pressure of $C_p \approx -0.30$. The leeward local suction region at position (-4,-12) increased in strength, compared to test case 6. The total force on the window for test case 7 was 44.9 lbf suction.

Figure 22 illustrates test case 8, which was conducted at $0^\circ \alpha$ and $+2.5^\circ \beta$. This run was the mirror image of test case 6. The results were similar to test case 6, except that the skew angle of the pressure field was in the opposite direction due to $+2.5^\circ \beta$, vice $-2.5^\circ \beta$. The total force on the window for test case 8 was 46.2 lbf suction.

Figure 23 illustrates test case 9, which was conducted at $0^\circ \alpha$ and $+5^\circ \beta$. This run was the mirror image of test case 7. The results were similar to test case 7, except that the skew angle of the pressure field was in the opposite direction due to $+5^\circ \beta$, vice $-5^\circ \beta$. The total force on the window for test case 9 was 50.7 lbf suction.

Figure 24 illustrates test case 10, which was conducted at $-4^\circ \alpha$ and $-2.5^\circ \beta$. This test case was the first in the series of ones examining the combination of non-zero α and β . The leading-edge area of high pressure was relatively small (similar to test case 5) and also had the skew angle due to the $-2.5^\circ \beta$. The local suction region located in front of the window was strong (similar to test case 5), but was more skewed than test case 6. Apparently, the $-4^\circ \alpha$ in combination with the $-2.5^\circ \beta$ increased the skew angle effect of the pressure field. The center window area experienced a relatively constant pressure of $C_p \approx -0.34$. The total force on the window for test case 10 was 52.2 lbf suction.

Figure 25 illustrates test case 11, which was conducted at $-4^\circ \alpha$ and $-5^\circ \beta$. At the maximum negative α and β , these results were similar to test case 10. The skew angle effect was more pronounced than test case

10 due to the $-5^\circ \beta$, vice the $-2.5^\circ \beta$. Otherwise, the results of test cases 10 and 11 were very similar. The total force on the window for test case 11 was 51.1 lbf suction.

Figure 26 illustrates test case 12, which was conducted at $-4^\circ \alpha$ and $+2.5^\circ \beta$. This run was the mirror image of test case 10. The results were similar to test case 10, except that the skew angle of the pressure field was in the opposite direction due to $+2.5^\circ \beta$, vice $-2.5^\circ \beta$. The total force on the window for test case 12 was 50.5 lbf suction.

Figure 27 illustrates test case 13, which was conducted at $-4^\circ \alpha$ and $+5^\circ \beta$. This run was the mirror image of test case 11. The results were similar to test case 11, except that the skew angle of the pressure field was in the opposite direction due to $+5^\circ \beta$, vice $-5^\circ \beta$. The total force on the window for test case 13 was 53.2 lbf suction.

Figure 28 illustrates test case 14, which was conducted at $+4^\circ \alpha$ and $+5^\circ \beta$. The leading-edge area of high pressure was similar to test case 4, except that it was skewed similar to test case 9. The local suction region located in front of the window was similar to test case 4 in strength with $C_p \approx -0.43$. The center window area experienced a relatively constant pressure of $C_p \approx -0.27$. The $+5^\circ \beta$ caused a local suction region on the leeward surface of the fairing located at position (+5,-12) with a pressure of $C_p \approx -0.44$. The total force on the window for test case 14 was 45.2 lbf suction.

Figure 29 illustrates test case 15, which was conducted at $+4^\circ \alpha$ and $+2.5^\circ \beta$. The results of this run were similar to test case 14, except that the skew angle was less pronounced because of the $+2.5^\circ \beta$, vice $+5^\circ \beta$. The center window area experienced the same relatively constant pressure as test case 14. The total force on the window for test case 15 was 43.8 lbf suction.

Figure 30 illustrates test case 16, which was conducted at $+4^\circ \alpha$ and $-2.5^\circ \beta$. This run was the mirror image of test case 15. The results were similar to test case 15, except that the skew angle of the pressure field was in the opposite direction due to $-2.5^\circ \beta$, vice $+2.5^\circ \beta$. The total force on the window for test case 16 was 40.3 lbf suction.

Figure 31 illustrates test case 17, which was conducted at $+4^\circ \alpha$ and $-5^\circ \beta$. This run was the mirror image of test case 14. The results were similar to test case 14, except that the skew angle of the pressure field was in the opposite direction due to $-5^\circ \beta$, vice $+5^\circ \beta$. The total force on the window for test case 17 was 43.2 lbf suction.

Figure 32 illustrates test case 18, which was conducted at $0^\circ \alpha$ and $-0^\circ \beta$ with the external antenna installed. The purpose of this run was to determine what effect, if any, the presence of the external antenna had on the measured surface pressures. When compared to test case 1, which was conducted at the same α and β with no external antenna installed, these two pressure contour patterns were very similar. There did exist a very small asymmetry in the pressure field on the antenna side of the fairing, but this had a minimal effect on the window pressures.

The model antenna was not constructed at the time the first 17 test cases were conducted. Given the results of test case 18, the presence of the external antenna was deemed as insignificant as it relates to the surface pressure measurements on the window. Therefore, the previous 17 test cases were not repeated with the external antenna installed. The total force on the window for test case 18 was 46.9 lbf suction.

In summary, as α increased, the contour lines where suction pressure began ($C_p = 0$) moved aft toward the optical window. When β was non-zero, the asymmetry of the pressure contour patterns on the lee corner of the fairing illustrated a local suction region. This agrees with what one would intuitively expect. For all 18 test cases, relatively

constant pressures were measured across the aft one-third of the fairing. This indicates that the flow was probably separated in this aft region of the fairing.

Recall that only the right side of the forward and aft sections of the model was instrumented for pressure measurements. Left side data was mirrored from the appropriate right side data, as determined by the Sideslip angle β . For $\beta=0$, current test case data was mirrored from the right to the left side. For non-zero β , data from the opposite-sign β test case was mirrored from the right side to the left.

The optical window area experiences relatively constant C_p for every test case configuration. This observation is significant in that it suggests that the position of the optical window is relatively well suited, in terms of minimizing distortions due to large pressure gradients across the surface of the glass. Test cases 1 through 17 were conducted with no external antenna installed on the model. Test case 18 was conducted with the external antenna installed on the model. It was determined that the measured C_p variation due to the presence of the antenna was negligible. Therefore, test case configurations 1 through 17 were not repeated with the antenna installed.

3. Total Pressure Induced Forces on the Fairing Window

To determine a representative total force exerted on the optical window during flight, a flight condition of 100 KTAS at sea level was assumed. Q -bar at this condition equals 33.9 psf. Given this assumption, the calculated C_p at each pressure port on the window was converted to a local pressure and integrated across the area of the window. Summing these local pressures across each of their respective rectangular elemental areas results in the total pressure force on the window. The pressure exerted on the inside surface of the window was assumed to be freestream atmospheric. The dimensions of each rectangular area were determined by

equaling dividing the vertical and horizontal distances between each of the pressure ports located in the optical window area.

Test Case #	Window Force	Force/Q-bar	Test Case #	Window Force	Force/Q-bar
1	-51.3	-1.51	10	-52.2	-1.54
2	-40.4	-1.19	11	-51.1	-1.51
3	-40.4	-1.19	12	-50.5	-1.49
4	-37	-1.09	13	-53.2	-1.57
5	-48.7	-1.44	14	-45.2	-1.33
6	-41.1	-1.21	15	-43.8	-1.29
7	-44.9	-1.32	16	-40.3	-1.19
8	-46.2	-1.36	17	-43.2	-1.27
9	-50.7	-1.50	18	-46.9	-1.38

Note: test case #18 conducted with antenna installed

Table 3. Summary of Window Force for the 18 Test Cases

Table 3 depicts the total pressure force exerted on the window (measured in lbf) for each of the 18 test cases. The window force varies from 37 lbf suction for test case 4 and to about 53 lbf suction for test case 13. These total force figures were determined by extrapolating to full-scale. Also provided in Table 3 are the ratios of window force to Q-bar for each test case, so estimates at other freestream dynamic pressures can easily be made.

C. CENTERLINE LONGITUDINAL PRESSURE VARIATION

Sandia requested that pressure measurements also be taken on the upper fuselage section of the wind tunnel model. This information will assist them in their effort to properly position an external NACA vent to provide cooling for the onboard instrumentation. To accomplish this, 25 pressure ports were installed along the centerline longitudinal axis of the upper fuselage section at two-inch intervals, as measured along the surface. One wind tunnel test run was conducted at zero α /zero β with $\Delta P = 20.5$ psf.

Figure 33 illustrates how C_p varies along the upper fuselage of the full-scale airframe. The shape of this curve is similar to that of a typical airfoil section. Stagnation C_p is observed near the leading edge and peak suction occurs approximately ten inches measured longitudinally aft of the leading edge. This information can assist Sandia in optimizing the placement of an external cooling vent. Ideally, this air exhaust vent should be placed in the forward fuselage surface section where suction is maximized. This results in maximum cooling airflow. However, even aft of the suction peak, the pressure remains below its freestream value, providing sources for external venting.

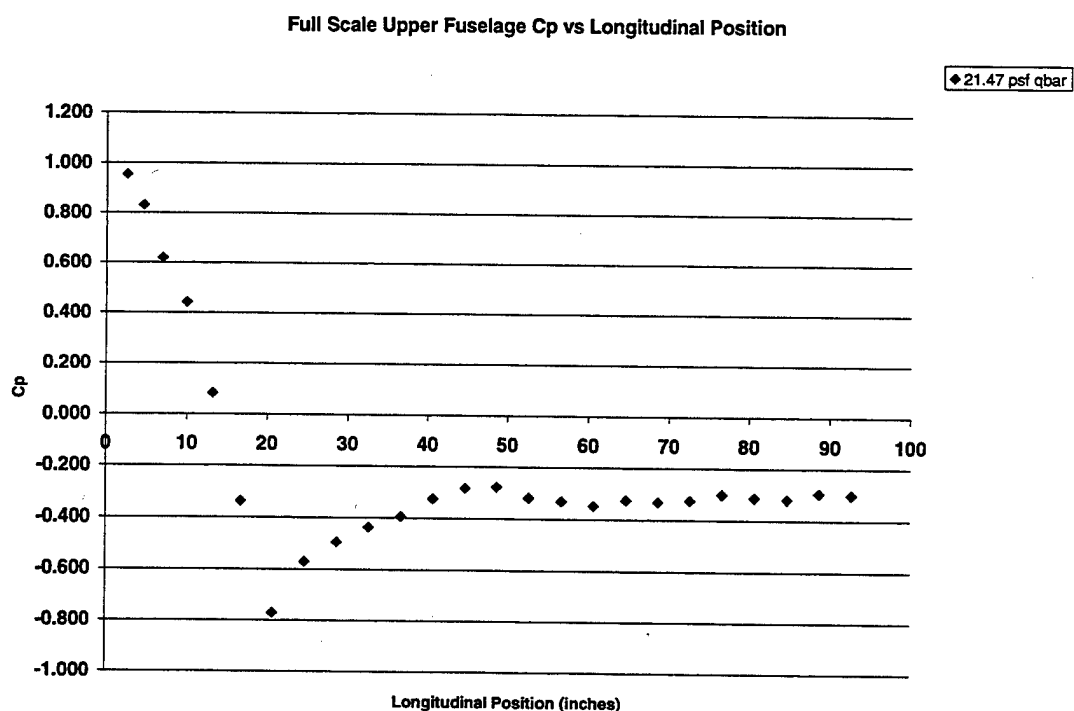


Figure 33. Upper Fuselage C_p vs Longitudinal Position

IV. CONCLUSIONS AND RECOMMENDATIONS

A. CONCLUSIONS

The surface pressures on the proposed aerodynamic fairing for the Altus II UAV have been successfully characterized. Using a half-scale model, a wind tunnel experiment conducted at one-half the Reynolds number experienced in full-scale flight has estimated the surface pressure coefficients. Two wind tunnel test runs were conducted initially to determine that this Reynolds number difference would be expected to have a minimal impact on data accuracy.

Seventeen wind tunnel test runs, conducted at various α and β combinations, illustrated the effect of small attitude changes on the fairing's surface pressures. Of particular interest was the fact that the pressure contours over the fairing's optical window remained relatively constant for these test runs. After measuring these window pressures, integration was performed to determine the estimated total force on the window area. Loads extrapolated to full scale varied from 37 to 53 lbf suction for a reference flight condition of 100 KTAS at sea level. An eighteenth test run determined that an antenna that was not available for the initial runs did not significantly affect the measured data.

Lastly, pressure ports were installed on the upper fuselage of the model to take pressure measurements along its centerline longitudinal axis. These measurements illustrated the position of peak suction and characterized the flow aft of this peak. This information may be used to optimize the installation of external exhaust vents used for payload cooling.

B. RECOMMENDATIONS

This study provides baseline information for Sandia's installation of the full-scale version of the proposed aerodynamic fairing onto the Altus

II UAV. The window forces that were calculated may be used to determine the required glass thickness needed to minimize weight, but also to minimize distortion. The pressure measurements on the upper fuselage may prove useful in optimizing the placement of external cooling vents.

For the Naval Postgraduate School, a more permanent test equipment set-up should be acquired for future AWT testing. Virtually all of the equipment used for this thesis research was borrowed from other research areas. The AWT is an excellent research tool for low speed testing, but it needs dedicated test equipment to realize its full potential.

APPENDIX A. EXPERIMENTAL PROCEDURE CHECKLIST

This section contains the checklist used to operate the wind tunnel and run each of the 18 test cases. A single test case took approximately 40 minutes to conduct. The following checklist to conduct the wind tunnel experiment is presented below:

1. Ensure the Solenoid Controller, SDIU, Signal Conditioner, PC 486 and AWT Control Panel are turned ON.
2. Set model AOA and Sideslip.
3. Ensure the tunnel and test-section are clear of foreign objects and all access doors properly closed.
4. Calibrate the SDIU/Scanivalve with the stand-alone H₂O manometer. Using the Signal Conditioner, set the zero and span voltages which correspond to zero and 30 cm H₂O pressure. Zero pressure should read zero volts and 30 cm H₂O pressure should read about negative 1.8 volts.
5. Select port #45 on the SDIU to ensure sufficient overlap of collected data. Select remote operation mode on the SDIU.
6. On the PC 486, NI *Labview* program starts automatically after bypassing the User Login. Select FILE – OPEN – “Vi.lib” – “SDIU 4-20-99” – “SVWorking”. [Ref. 5]
7. Once the “SVWorking” VI is activated, enter the file path for the 3.5-inch floppy disk output data file. Enter “10” in the time delay field. Select ON for “Append to File”.
8. At the AWT Control Panel, start the wind tunnel motor.
9. After the AWT motor has stabilized, slowly advance the fan pitch angle and set 10 cm H₂O indicated dynamic pressure on the AWT H₂O manometer.
10. Activate the Iterative run option on the “SVWorking” VI.

11. After "SVWorking" has measured and recorded the data from all 48 ports, stop the VI. Change the pressure manifold on the Scanivalve to the next one. Select local mode on the SDIU, reselect port #46 and return the SDIU to remote mode. Restart the VI to begin measuring and recording pressure data again. Repeat this procedure for each of the three pressure manifolds, for each test case.
12. Use Notepad or another similar ASCII text editor to verify the data recording on the 3.5-inch floppy. Remove overlapping data elements and transfer the edited data into a Microsoft Excel spreadsheet program for further data reduction.

APPENDIX B. MICROSOFT EXCEL SPREADSHEETS

This section includes the Microsoft Excel spreadsheets used for each of the 18 test cases. Also included is an expanded discussion of how Scanivalve/SDIU voltage measurements are converted to pressure measurements. The last two spreadsheets illustrate how the pressure forces on the optical window are integrated across its area to determine the total exerted force.

For each test case, SDIU voltage readings are imported into the left-most columns of each Excel worksheet. Next, the voltages were converted to pressure measured in pounds/foot² using the following relations:

$$\text{Pressure (psf)} = \frac{30 \text{ cm H}_2\text{O}}{-1.8 \text{ Volts}} \times \frac{2116.2 \text{ psf}}{1033.68 \text{ cm H}_2\text{O}}$$

The calibration voltage of -1.8 volts corresponding to 30 cm H₂O on the stand-alone manometer varied slightly for each test run, but the basic conversion equation remained the same for all the runs. Recall that the pressure measured in Scanivalve port #1 was subtracted from all of the other 47 ports for all 18 test cases. This was the zero reference correction discussed in Chapter III Section B.

In the last column set, the C_p is determined with the tunnel calibration and blockage correction applied according to the following equation:

$$C_p = \left\{ \frac{p - p_\infty}{[.98831 + .00102 \times (qbar)] \times qbar} \right\} \times \left(\frac{V_2}{V_1} \right)^2, \text{ where } Qbar = p_{total} - p_\infty \text{ and}$$

$$\epsilon = \frac{V_2 - V_1}{V_1} = \frac{1}{4} \times \frac{\text{Model Frontal Area}}{\text{Test Section Area}}. \text{ So, therefore } \frac{V_2}{V_1} = \epsilon + 1.$$

The spreadsheets are presented in the following pages.

Test 514

Manifold Port#	A-X	A-Y	B-X	B-Y	C-X	C-Y
4	9	18	5.5	4.5	6.5	-4
5	15	18	5.5	4.5	6.5	-4
6	0	18	5.5	4.5	6.5	-4
7	4.5	18	5.5	4.5	6.5	-4
8	3	16	0	4.5	0	-8
9	1.5	16	-2	4.5	-2	-8
10	0	16	-3.5	4.5	-3.5	-8
11	4.5	14	-5.5	4.5	-5.5	-8
12	3	14	-5.5	4.5	-5.5	-8
13	1.5	14	5.5	2.5	4.5	-7
14	0	14	4.5	2.5	3.5	-7
15	4.5	12	3.5	2.5	2	-7
16	3	12	2	2.5	0	-7
17	1.5	12	0	2.5	-2	-7
18	0	12	0	2.5	-3	-7
19	4.5	10	-3.5	2.5	-4.5	-7
20	3	10	-5.5	2.5	-5.5	-7
21	1.5	10	-5.5	2.5	-5.5	-7
22	0	10	5.5	0	0	-8
23	3.5	8	4.5	0	0	-8
24	2	8	4.5	0	0	-8
25	0	8	0	0	0	-8
26	-2	8	0	0	0	-8
27	-3.5	8	-2	0	0	-8
28	5.5	7	-3.5	0	0	-10
29	5.5	7	-4.5	0	0	-10
30	5.5	7	4.5	0	0	-10
31	0	7	5.5	-2.5	4	-14
32	-2	7	4.5	-2.5	4	-14
33	-3.5	7	3.5	-2.5	4	-14
34	-4.5	7	2	-2.5	4	-14
35	5.5	6	0	-2.5	4	-16
36	5.5	6	0	-2.5	4	-16
37	5.5	6	-3.5	-2.5	4	-16
38	2	6	-4.5	-2.5	4	-16
39	0	6	-5.5	-2.5	4	-16
40	-2	6	-5.5	-4.5	5	-20
41	-3.5	6	4.5	-4.5	4	-20
42	-4.5	6	5.5	-4.5	4	-20
43	-5.5	6	0	-4.5	3	-20
44	0	4	0	-4.5	3	-22
45	0	4	-2	-4.5	0	-22
46	0	4	-3.5	-4.5	0	-22
47	0	4	-4.5	-4.5	0	-22
48	0	4	-5.5	-4.5	0	-22
49	0	4	-5.5	-4.5	0	-22
50	0	4	-5.5	-4.5	0	-22
51	0	4	-5.5	-4.5	0	-22
52	0	4	-5.5	-4.5	0	-22
53	0	4	-5.5	-4.5	0	-22
54	0	4	-5.5	-4.5	0	-22
55	0	4	-5.5	-4.5	0	-22
56	0	4	-5.5	-4.5	0	-22
57	0	4	-5.5	-4.5	0	-22
58	0	4	-5.5	-4.5	0	-22
59	0	4	-5.5	-4.5	0	-22
60	0	4	-5.5	-4.5	0	-22
61	0	4	-5.5	-4.5	0	-22
62	0	4	-5.5	-4.5	0	-22
63	0	4	-5.5	-4.5	0	-22
64	0	4	-5.5	-4.5	0	-22
65	0	4	-5.5	-4.5	0	-22
66	0	4	-5.5	-4.5	0	-22
67	0	4	-5.5	-4.5	0	-22
68	0	4	-5.5	-4.5	0	-22
69	0	4	-5.5	-4.5	0	-22
70	0	4	-5.5	-4.5	0	-22
71	0	4	-5.5	-4.5	0	-22
72	0	4	-5.5	-4.5	0	-22
73	0	4	-5.5	-4.5	0	-22
74	0	4	-5.5	-4.5	0	-22
75	0	4	-5.5	-4.5	0	-22
76	0	4	-5.5	-4.5	0	-22
77	0	4	-5.5	-4.5	0	-22
78	0	4	-5.5	-4.5	0	-22
79	0	4	-5.5	-4.5	0	-22
80	0	4	-5.5	-4.5	0	-22
81	0	4	-5.5	-4.5	0	-22
82	0	4	-5.5	-4.5	0	-22
83	0	4	-5.5	-4.5	0	-22
84	0	4	-5.5	-4.5	0	-22
85	0	4	-5.5	-4.5	0	-22
86	0	4	-5.5	-4.5	0	-22
87	0	4	-5.5	-4.5	0	-22
88	0	4	-5.5	-4.5	0	-22
89	0	4	-5.5	-4.5	0	-22
90	0	4	-5.5	-4.5	0	-22
91	0	4	-5.5	-4.5	0	-22
92	0	4	-5.5	-4.5	0	-22
93	0	4	-5.5	-4.5	0	-22
94	0	4	-5.5	-4.5	0	-22
95	0	4	-5.5	-4.5	0	-22
96	0	4	-5.5	-4.5	0	-22
97	0	4	-5.5	-4.5	0	-22
98	0	4	-5.5	-4.5	0	-22
99	0	4	-5.5	-4.5	0	-22
100	0	4	-5.5	-4.5	0	-22

Mirror Coordinates

A-X	A-Y	C-X	C-Y
-3	18	-5	-10
-1.5	18	-4	-10
0	18	-3	-10
1.5	18	-2	-10
3	18	-1	-10
4.5	18	0	-10
6	18	1	-10
7.5	18	2	-10
9	18	3	-10
10.5	18	4	-10
12	18	5	-10
13.5	18	6	-10
15	18	7	-10
16.5	18	8	-10
18	18	9	-10
19.5	18	10	-10
21	18	11	-10
22.5	18	12	-10
24	18	13	-10
25.5	18	14	-10
27	18	15	-10
28.5	18	16	-10
30	18	17	-10
31.5	18	18	-10
33	18	19	-10
34.5	18	20	-10
36	18	21	-10
37.5	18	22	-10
39	18	23	-10
40.5	18	24	-10
42	18	25	-10
43.5	18	26	-10
45	18	27	-10
46.5	18	28	-10
48	18	29	-10
49.5	18	30	-10
51	18	31	-10
52.5	18	32	-10
54	18	33	-10
55.5	18	34	-10
57	18	35	-10
58.5	18	36	-10
60	18	37	-10
61.5	18	38	-10
63	18	39	-10
64.5	18	40	-10
66	18	41	-10
67.5	18	42	-10
69	18	43	-10
70.5	18	44	-10
72	18	45	-10
73.5	18	46	-10
75	18	47	-10
76.5	18	48	-10
78	18	49	-10
79.5	18	50	-10
81	18	51	-10
82.5	18	52	-10
84	18	53	-10
85.5	18	54	-10
87	18	55	-10
88.5	18	56	-10
90	18	57	-10
91.5	18	58	-10
93	18	59	-10
94.5	18	60	-10
96	18	61	-10
97.5	18	62	-10
99	18	63	-10
100.5	18	64	-10

Manifold Port#	A-5 cm	B-5 cm	C-5 cm	A-10 cm	B-10 cm	C-10 cm	A-15 cm	B-15 cm	C-15 cm	A-20 cm	B-20 cm	C-20 cm	A-25 cm	B-25 cm	C-25 cm	A-30 cm	B-30 cm	C-30 cm	A-35 cm	B-35 cm	C-35 cm	A-40 cm	B-40 cm	C-40 cm	A-45 cm	B-45 cm	C-45 cm	A-50 cm	B-50 cm	C-50 cm	A-55 cm	B-55 cm	C-55 cm	A-60 cm	B-60 cm	C-60 cm	A-65 cm	B-65 cm	C-65 cm	A-70 cm	B-70 cm	C-70 cm	A-75 cm	B-75 cm	C-75 cm	A-80 cm	B-80 cm	C-80 cm	A-85 cm	B-85 cm	C-85 cm	A-90 cm	B-90 cm	C-90 cm	A-95 cm	B-95 cm	C-95 cm	A-100 cm	B-100 cm	C-100 cm	A-105 cm	B-105 cm	C-105 cm	A-110 cm	B-110 cm	C-110 cm	A-115 cm	B-115 cm	C-115 cm	A-120 cm	B-120 cm	C-120 cm	A-125 cm	B-125 cm	C-125 cm	A-130 cm	B-130 cm	C-130 cm	A-135 cm	B-135 cm	C-135 cm	A-140 cm	B-140 cm	C-140 cm	A-145 cm	B-145 cm	C-145 cm	A-150 cm	B-150 cm	C-150 cm	A-155 cm	B-155 cm	C-155 cm	A-160 cm	B-160 cm	C-160 cm	A-165 cm	B-165 cm	C-165 cm	A-170 cm	B-170 cm	C-170 cm	A-175 cm	B-175 cm	C-175 cm	A-180 cm	B-180 cm	C-180 cm	A-185 cm	B-185 cm	C-185 cm	A-190 cm	B-190 cm	C-190 cm	A-195 cm	B-195 cm	C-195 cm	A-200 cm	B-200 cm	C-200 cm	A-205 cm	B-205 cm	C-205 cm	A-210 cm	B-210 cm	C-210 cm	A-215 cm	B-215 cm	C-215 cm	A-220 cm	B-220 cm	C-220 cm	A-225 cm	B-225 cm	C-225 cm	A-230 cm	B-230 cm	C-230 cm	A-235 cm	B-235 cm	C-235 cm	A-240 cm	B-240 cm	C-240 cm	A-245 cm	B-245 cm	C-245 cm	A-250 cm	B-250 cm	C-250 cm	A-255 cm	B-255 cm	C-255 cm	A-260 cm	B-260 cm	C-260 cm	A-265 cm	B-265 cm	C-265 cm	A-270 cm	B-270 cm	C-270 cm	A-275 cm	B-275 cm	C-275 cm	A-280 cm	B-280 cm	C-280 cm	A-285 cm	B-285 cm	C-285 cm	A-290 cm	B-290 cm	C-290 cm	A-295 cm	B-295 cm	C-295 cm	A-300 cm	B-300 cm	C-300 cm	A-305 cm	B-305 cm	C-305 cm	A-310 cm	B-310 cm	C-310 cm	A-315 cm	B-315 cm	C-315 cm	A-320 cm	B-320 cm	C-320 cm	A-325 cm	B-325 cm	C-325 cm	A-330 cm	B-330 cm	C-330 cm	A-335 cm	B-335 cm	C-335 cm	A-340 cm	B-340 cm	C-340 cm	A-345 cm	B-345 cm	C-345 cm	A-350 cm	B-350 cm	C-350 cm	A-355 cm	B-355 cm	C-355 cm	A-360 cm	B-360 cm	C-360 cm	A-365 cm	B-365 cm	C-365 cm	A-370 cm	B-370 cm	C-370 cm	A-375 cm	B-375 cm	C-375 cm	A-380 cm	B-380 cm	C-380 cm	A-385 cm	B-385 cm	C-385 cm	A-390 cm	B-390 cm	C-390 cm	A-395 cm	B-395 cm	C-395 cm	A-400 cm	B-400 cm	C-400 cm	A-405 cm	B-405 cm	C-405 cm	A-410 cm	B-410 cm	C-410 cm	A-415 cm	B-415 cm	C-415 cm	A-420 cm	B-420 cm	C-420 cm	A-425 cm	B-425 cm	C-425 cm	A-430 cm	B-430 cm	C-430 cm	A-435 cm	B-435 cm	C-435 cm	A-440 cm	B-440 cm	C-440 cm	A-445 cm	B-445 cm	C-445 cm	A-450 cm	B-450 cm	C-450 cm	A-455 cm	B-455 cm	C-455 cm	A-460 cm	B-460 cm	C-460 cm	A-465 cm	B-465 cm	C-465 cm	A-470 cm	B-470 cm	C-470 cm	A-475 cm	B-475 cm	C-475 cm	A-480 cm	B-480 cm	C-480 cm	A-485 cm	B-485 cm	C-485 cm	A-490 cm	B-490 cm	C-490 cm	A-495 cm	B-495 cm	C-495 cm	A-500 cm	B-500 cm	C-500 cm	A-505 cm	B-505 cm	C-505 cm	A-510 cm	B-510 cm	C-510 cm	A-515 cm	B-515 cm	C-515 cm	A-520 cm	B-520 cm	C-520 cm	A-525 cm	B-525 cm	C-525 cm	A-530 cm	B-530 cm	C-530 cm	A-535 cm	B-535 cm	C-535 cm	A-540 cm	B-540 cm	C-540 cm	A-545 cm	B-545 cm	C-545 cm	A-550 cm	B-550 cm	C-550 cm	A-555 cm	B-555 cm	C-555 cm	A-560 cm	B-560 cm	C-560 cm	A-565 cm	B-565 cm	C-565 cm	A-570 cm	B-570 cm	C-570 cm	A-575 cm	B-575 cm	C-575 cm	A-580 cm	B-580 cm	C-580 cm	A-585 cm	B-585 cm	C-585 cm	A-590 cm	B-590 cm	C-590 cm	A-595 cm	B-595 cm	C-595 cm	A-600 cm	B-600 cm	C-600 cm	A-605 cm	B-605 cm	C-605 cm	A-610 cm	B-610 cm	C-610 cm	A-615 cm	B-615 cm	C-615 cm	A-620 cm	B-620 cm	C-620 cm	A-625 cm	B-625 cm	C-625 cm	A-630 cm	B-630 cm	C-630 cm	A-635 cm	B-635 cm	C-635 cm	A-640 cm	B-640 cm	C-640 cm	A-645 cm	B-645 cm	C-645 cm	A-650 cm	B-650 cm	C-650 cm	A-655 cm	B-655 cm	C-655 cm	A-660 cm	B-660 cm	C-660 cm	A-665 cm	B-665 cm	C-665 cm	A-670 cm	B-670 cm	C-670 cm	A-675 cm	B-675 cm	C-675 cm	A-680 cm	B-680 cm	C-680 cm	A-685 cm	B-685 cm	C-685 cm	A-690 cm	B-690 cm	C-690 cm	A-695 cm	B-695 cm	C-695 cm	A-700 cm	B-700 cm	C-700 cm	A-705 cm	B-705 cm	C-705 cm	A-710 cm	B-710 cm	C-710 cm	A-715 cm	B-715 cm	C-715 cm	A-720 cm	B-720 cm	C-720 cm	A-725 cm	B-725 cm	C-725 cm	A-730 cm	B-730 cm	C-730 cm	A-735 cm	B-735 cm	C-735 cm	A-740 cm	B-740 cm	C-740 cm	A-745 cm	B-745 cm	C-745 cm	A-750 cm	B-750 cm	C-750 cm	A-755 cm	B-755 cm	C-755 cm	A-760 cm	B-760 cm	C-760 cm	A-765 cm	B-765 cm	C-765 cm	A-770 cm	B-770 cm	C-770 cm	A-775 cm	B-775 cm	C-775 cm	A-780 cm	B-780 cm	C-780 cm	A-785 cm	B-785 cm	C-785 cm	A-790 cm	B-790 cm	C-790 cm	A-795 cm	B-795 cm	C-795 cm	A-800 cm	B-800 cm	C-800 cm	A-805 cm	B-805 cm	C-805 cm	A-810 cm	B-810 cm	C-810 cm	A-815 cm	B-815 cm	C-815 cm	A-820 cm	B-820 cm	C-820 cm	A-825 cm	B-825 cm	C-825 cm	A-830 cm	B-830 cm	C-830 cm	A-835 cm	B-835 cm	C-835 cm	A-840 cm	B-840 cm	C-840 cm	A-845 cm	B-845 cm	C-845 cm	A-850 cm	B-850 cm	C-850 cm	A-855 cm	B-855 cm	C-855 cm	A-860 cm	B-860 cm	C-860 cm	A-865 cm	B-865 cm	C-865 cm	A-870 cm	B-870 cm	C-870 cm	A-875 cm	B-875 cm	C-875 cm	A-880 cm	B-880 cm	C-880 cm	A-885 cm	B-885 cm	C-885 cm	A-890 cm	B-890 cm	C-890 cm	A-895 cm	B-895 cm	C-895 cm	A-900 cm	B-900 cm	C-900 cm	A-905 cm	B-905 cm	C-905 cm	A-910 cm	B-910 cm	C-910 cm	A-915 cm	B-915 cm	C-915 cm	A-920 cm	B-920 cm	C-920 cm	A-925 cm	B-925 cm	C-925 cm	A-930 cm	B-930 cm	C-930 cm	A-935 cm	B-935 cm	C-935 cm	A-940 cm	B-940 cm	C-940 cm	A-945 cm	B-945 cm	C-945 cm	A-950 cm	B-950 cm	C-950 cm	A-955 cm	B-955 cm	C-955 cm	A-960 cm	B-960 cm	C-960 cm	A-965 cm	B-965 cm	C-965 cm	A-970 cm	B-970 cm	C-970 cm	A-975 cm	B-975 cm	C-975 cm	A-980 cm	B-980 cm	C-980 cm	A-985 cm	B-985 cm	C-985 cm	A-990 cm	B-990 cm	C-990 cm	A-995 cm	B-995 cm	C-995 cm	A-1000 cm	B-1000 cm	C-1000 cm
1	-1.58E-01	-1.58E-01	-1.58E-01	-1.58E-01	-1.58E-01	-1.58E-01	-1.58E-01	-1.58E-01	-1.58E-01	-1.58E-01	-1.58E-01	-1.58E-01	-1.58E-01	-1.58E-01	-1.58E-01	-1.58E-01	-1.58E-01	-1.58E-01	-1.58E-01	-1.58E-01	-1.58E-01	-1.58E-01	-1.58E-01	-1.58E-01	-1.58E-01	-1.58E-01	-1.58E-01	-1.58E-01	-1.58E-01	-1.58E-01	-1.58E-01	-1.58E-01	-1.58E-01	-1.58E-01	-1.58E-01	-1.58E-01	-1.58E-01	-1.58E-01	-1.58E-01	-1.58E-01	-1.58E-01	-1.58E-01	-1.58E-01	-1.58E-01	-1.58E-01	-1.58E-01	-1.58E-01	-1.58E-01	-1.58E-01	-1.58E-01	-1.58E-01	-1.58E-01	-1.58E-01	-1.58E-01	-1.58E-01	-1.58E-01	-1.58E-01	-1.58E-01	-1.58E-01	-1.58E-01	-1.58E-01	-1.58E-01	-1.58E-01	-1.58E-01	-1.58E-01	-1.58E-01	-1.58E-01	-1.58E-01	-1.58E-01	-1.58E-01	-1.58E-01	-1.58E-01	-1.58E-01	-1.58E-01	-1.58E-01	-1.58E-01	-1.58E-01	-1.58E-01	-1.58E-01	-1.58E-01	-1.58E-01	-1.58E-01	-1.58E-01	-1.58E-01	-1.58E-01	-1.58E-01	-1.58E-01	-1.58E-01	-1.58E-01	-1.58E-01	-1.58E-01	-1.58E-01	-1.58E-01	-1.58E-01	-1.58E-01	-1.58E-01	-1.58E-01	-1.58E-01	-1.58E-01	-1.58E-01	-1.58E-01	-1.58E-01	-1.58E-01	-1.58E-01	-1.58E-01	-1.58E-01	-1.58E-01	-1.58E-01	-1.58E-01	-1.58E-01	-1.58E-01	-1.58E-01	-1.58E-01	-1.58E-01	-1.58E-01	-1.58E-01	-1.58E-01	-1.58E-01	-1.58E-01	-1.58E-01	-1.58E-01	-1.58E-01	-1.58E-01	-1.58E-01	-1.58E-01	-1.58E-01	-1.58E-01	-1.58E-01	-1.58E-01	-1.58E-01	-1.58E-01	-1.58E-01	-1.58E-01	-1.58E-01	-1.58E-01	-1.58E-01	-1.58E-01	-1.58E-01	-1.58E-01	-1.58E-01	-1.58E-01	-1.58E-01	-1.58E-01	-1.58E-01	-1.58E-01	-1.58E-01	-1.58E-01	-1.58E-01	-1.58E-01	-1.58E-01	-1.58E-01	-1.58E-01	-1.58E-01	-1.58E-01	-1.58E-01	-1.58E-01	-1.58E-01	-1.58E-01	-1.58E-01	-1.58E-01	-1.58E-01	-1.58E-01	-1.58E-01	-1.58E-01	-1.58E-01	-1.58E-01	-1.58E-01	-1.58E-01	-1.58E-01	-1.58E-01	-1.58E-01	-1.58E-01	-1.58E-01	-1.58E-01	-1.58E-01	-1.58E-01	-1.58E-01	-1.58E-01	-1.58E-01	-1.58E-01	-1.58E-01	-1.58E-01	-1.58E-01	-1.58E-01	-1.58E-01	-1.58E-01	-1.58E-01	-1.58E-01	-1.58E-01	-1.58E-01	-1.58E-01	-1.58E-01	-1.58E-01	-1.58E-01	-1.58E-01	-1.58E-01	-1.58E-01	-1.58E-01	-1.58E-01	-1.58E-01	-1.58E-01	-1.58E-01	-1.58E-01	-1.58E-01	-1.58E-01	-1.58E-01	-1.58E-01	-1.58E-01	-1.58E-01	-1.58E-01	-1.58E-01	-1.58E-01	-1.58E-01	-1.58E-01	-1.58E-01	-1.58E-01	-1.58E-01	-1.58E-01	-1.58E-01	-1.58E-01	-1.58E-01	-1.58E-01	-1.58E-01	-1.58E-01	-1.58E-01	-1.58E-01	-1.58E-01	-1.58E-01	-1.58E-01	-1.58E-01	-1.58E-01	-1.58E-01	-1.58E-01	-1.58E-01	-1.58E-01	-1.58E-01	-1.58E-01	-1.58E-01	-1.58E-01	-1.58E-01	-1.58E-01	-1.58E-01	-1.58E-01	-1.58E-01	-1.58E-01	-1.58E-01	-1.58E-01	-1.58E-01	-1.58E-01	-1.58E-01	-1.58E-01	-1.58E-01	-1.58E-01	-1.58E-01	-1.58E-01	-1.58E-01	-1.58E-01	-1.58E-01	-1.58E-01	-1.58E-01	-1.58E-01	-1.58E-01	-1.58E-01	-1.58E-01	-1.58E-01	-1.58E-01	-1.58E-01	-1.58E-01	-1.58E-01	-1.58E-01	-1.58E-01	-1.58E-01	-1.58E-01	-1.58E-01	-1.58E-01	-1.58E-01	-1.58E-01	-1.58E-01	-1.58E-01	-1.58E-01	-1.58E-01	-1.58E-01	-1.58E-01	-1.58E-01	-1.58E-01	-1.58E-01	-1.58E-01	-1.58E-01	-1.58E-01	-1.58E-01	-1.58E-01	-1.58E-01	-1.58E-01	-1.58E-01	-1.58E-01	-1.58E-01	-1.58E-01	-1.58E-01	-1.58E-01	-1.58E-01	-1.58E-01	-1.58E-01	-1.58E-01	-1.58E-01	-1.58E-01	-1.58E-01	-1.58E-01	-1.58E-01	-1.58E-01	-1.58E-01	-1.58E-01	-1.58E-01	-1.58E-01	-1.58E-01	-1.58E-01	-1.58E-01	-1.58E-01	-1.58E-01	-1.58E-01	-1.58E-01	-1.58E-01	-1.58E-01	-1.58E-01	-1.58E-01	-1.58E-01	-1.58E-01	-1.58E-01	-1.58E-01	-1.58E-01	-1.58E-01	-1.58E-01	-1.58E-01	-1.58E-01	-1.58E-01	-1.58E-01	-1.58E-01	-1.58E-01	-1.58E-01	-1.58E-01	-1.58E-01	-1.58E-01	-1.58E-01	-1.58E-01	-1.58E-01	-																																																																																																																																																																																																																																																															

Test 607
Manifold
Port #

SDIU (V)

	0 AOA / 0 SS - ANTENNA			0 AOA / 0 SS - ANTENNA			0 AOA / 0 SS - ANTENNA		
	A - 10 cm	B - 10 cm	C - 10 cm	A Pg-psf	B Pg-psf	C Pg-psf	A - Cp	B - Cp	C - Cp
1	16.10E-03	3.36E-02	1.83E-02	-0.21	-1.15	-0.62	-0.021	-0.112	-0.062
2	0.00E+00	0.00E+00	0.00E+00	0.21	1.15	0.62	0.000	0.000	0.000
3	5.58E-01	5.62E-01	5.58E-01	19.26	20.31	19.68	0.940	0.940	0.940
4	5.80E-02	1.22E-01	1.40E-01	2.19	-3.02	-4.17	0.098	-0.204	-0.236
5	7.02E-02	1.89E-01	1.98E-01	2.60	-5.31	-6.14	0.118	-0.317	-0.334
6	7.93E-02	1.95E-01	2.14E-01	2.92	-5.52	-6.66	0.134	-0.327	-0.360
7	3.36E-02	1.74E-01	1.95E-01	1.35	-4.79	-6.04	0.057	-0.291	-0.329
8	0.00E+00	1.89E-01	2.14E-01	0.21	-5.31	-6.66	0.000	-0.317	-0.360
9	3.97E-02	1.98E-01	2.14E-01	1.15	-5.62	-6.66	-0.067	-0.332	-0.360
10	7.63E-02	1.95E-01	2.11E-01	-2.40	-5.52	-6.56	-0.128	-0.327	-0.355
11	7.63E-02	1.95E-01	2.04E-01	-2.40	-5.52	-6.35	-0.128	-0.327	-0.344
12	7.93E-02	2.01E-01	2.17E-01	-2.50	-5.73	-6.77	-0.134	-0.337	-0.365
13	1.25E-01	1.92E-01	2.20E-01	-4.06	-5.41	-6.87	-0.211	-0.322	-0.370
14	1.53E-01	1.80E-01	2.32E-01	-5.00	-5.00	-7.29	-0.257	-0.301	-0.390
15	1.77E-01	1.83E-01	2.20E-01	-5.83	-5.10	-6.87	-0.298	-0.307	-0.370
16	2.35E-01	1.77E-01	2.23E-01	-7.81	-4.89	-6.98	-0.396	-0.296	-0.375
17	2.72E-01	1.77E-01	2.26E-01	-9.06	-4.89	-7.08	-0.457	-0.296	-0.380
18	2.84E-01	1.71E-01	2.23E-01	-9.48	-4.69	-7.19	-0.478	-0.286	-0.385
19	3.02E-01	1.74E-01	2.23E-01	-10.10	-4.79	-6.98	-0.509	-0.291	-0.375
20	3.57E-01	1.77E-01	2.32E-01	-11.98	-4.89	-7.29	-0.601	-0.296	-0.390
21	3.66E-01	1.83E-01	2.29E-01	-12.29	-5.10	-7.19	-0.617	-0.307	-0.385
22	3.85E-01	1.74E-01	2.38E-01	-12.91	-4.79	-7.50	-0.647	-0.291	-0.401
23	3.33E-01	1.71E-01	2.35E-01	-11.14	-4.69	-7.39	-0.560	-0.286	-0.396
24	3.24E-01	1.68E-01	2.35E-01	-10.83	-4.58	-7.39	-0.545	-0.281	-0.396
25	3.24E-01	1.83E-01	2.41E-01	-10.83	-5.10	-7.60	-0.545	-0.307	-0.406
26	3.33E-01	1.71E-01	2.38E-01	-11.14	-4.69	-7.50	-0.560	-0.286	-0.401
27	3.24E-01	1.68E-01	2.26E-01	-10.83	-4.58	-7.08	-0.545	-0.281	-0.380
28	2.90E-01	1.65E-01	2.72E-01	-9.68	-4.48	-8.64	-0.488	-0.276	-0.457
29	2.62E-01	1.65E-01	2.59E-01	-8.75	-4.48	-8.23	-0.442	-0.276	-0.437
30	2.66E-01	1.62E-01	2.29E-01	-8.85	-4.37	-7.19	-0.447	-0.271	-0.385
31	2.66E-01	1.68E-01	2.29E-01	-8.85	-4.58	-7.19	-0.447	-0.281	-0.385
32	2.72E-01	1.71E-01	2.23E-01	-9.06	-4.69	-6.98	-0.457	-0.286	-0.375
33	2.62E-01	1.77E-01	2.08E-01	-8.75	-4.89	-6.46	-0.442	-0.296	-0.349
34	2.66E-01	1.86E-01	1.95E-01	-8.85	-5.21	-6.04	-0.447	-0.312	-0.329
35	2.50E-01	1.86E-01	2.11E-01	-8.33	-5.21	-6.56	-0.421	-0.312	-0.355
36	2.26E-01	1.77E-01	2.04E-01	-7.50	-4.89	-6.35	-0.380	-0.296	-0.344
37	2.23E-01	1.77E-01	1.92E-01	-7.39	-4.89	-5.94	-0.375	-0.296	-0.324
38	2.29E-01	1.77E-01	1.92E-01	-7.60	-4.89	-5.94	-0.385	-0.296	-0.324
39	2.32E-01	1.83E-01	2.20E-01	-7.71	-5.10	-6.87	-0.390	-0.307	-0.370
40	2.32E-01	1.80E-01	1.46E-01	-7.71	-5.00	-4.37	-0.390	-0.301	-0.247
41	2.23E-01	1.89E-01	1.56E-01	-7.39	-5.31	-4.69	-0.375	-0.317	-0.262
42	2.20E-01	1.86E-01	2.23E-01	-7.29	-5.21	-6.98	-0.370	-0.312	-0.375
43	2.29E-01	1.95E-01	1.86E-01	-7.80	-5.52	-5.73	-0.385	-0.327	-0.313
44		2.01E-01			-5.73			-0.337	
45		1.98E-01			-5.62			-0.332	
46		1.95E-01			-5.52			-0.327	
47		1.92E-01			-5.41			-0.322	
48		1.92E-01			-5.41			-0.322	

Notes:
1) Schindler: 30 cm H₂O = -1.80 V
2) add 0.8 cm H₂O to Schindler pressure reading
3) Run 1 - 10.1 cm speed
4) 10 msec data read time delay

Run Order
A
B
C

30.2 in Hg
58 deg F

Pa =
Ta =

Test 723

Manifold Port #	X-Position	Full X	SDIU (V)			Cal & Cor	
			A - 10 cm	A Pg-psf	A - Cp	Q-bar	
1	NA	NA	2.14E-02	-0.74	-0.082		
2	NA	NA	0.00E+00	0.74	0.000		
3	NA	NA	-4.88E-01	17.68	0.942		17.98
4	1.27	2.54	-4.94E-01	17.90	0.954		
5	2.3	4.6	-4.30E-01	15.67	0.830		
6	3.5	7	-3.20E-01	11.86	0.618		
7	4.99	9.98	-2.29E-01	8.68	0.442		
8	6.61	13.22	-4.27E-02	2.22	0.082		
9	8.4	16.8	1.74E-01	-5.29	-0.336		
10	10.37	20.74	4.00E-01	-13.13	-0.771		
11	12.35	24.7	2.96E-01	-9.53	-0.571		
12	14.35	28.7	2.56E-01	-8.15	-0.495		
13	16.35	32.7	2.26E-01	-7.10	-0.436		
14	18.35	36.7	2.04E-01	-6.35	-0.395		
15	20.35	40.7	1.68E-01	-5.08	-0.324		
16	22.35	44.7	1.46E-01	-4.34	-0.283		
17	24.35	48.7	1.43E-01	-4.24	-0.277		
18	26.35	52.7	1.65E-01	-4.98	-0.318		
19	28.35	56.7	1.71E-01	-5.19	-0.330		
20	30.35	60.7	1.80E-01	-5.51	-0.347		
21	32.35	64.7	1.68E-01	-5.08	-0.324		
22	34.35	68.7	1.71E-01	-5.19	-0.330		
23	36.35	72.7	1.68E-01	-5.08	-0.324		
24	38.35	76.7	1.56E-01	-4.66	-0.300		
25	40.35	80.7	1.62E-01	-4.87	-0.312		
26	42.35	84.7	1.65E-01	-4.98	-0.318		
27	44.35	88.7	1.53E-01	-4.55	-0.294		
28	46.35	92.7	1.56E-01	-4.66	-0.300		

Reynolds		Test	
density	0.00238 slug/ft ³	(Based on lab Pa, tunnel Ta)	
length	4 ft	(Approx length of fairing)	
temp	523.67 deg R	(Tunnel temp)	
viscosity	3.77E-07 slug/ft-s	(Sutherland's Eqn)	
velocity	122.92 ft/s	(Based on calibrated/corrected qbar)	
3107225			
Reynolds		5000 ft - 70 KTAS	
density	0.002463 slug/ft ³	(Standard density at 5kt)	
length	8 ft	(Approx actual length of fairing)	
temp	500.9 deg R	(Standard Ta at 5kt)	
viscosity	3.64E-07 slug/ft-s	(Sutherland's Eqn)	
velocity	118.23 ft/s	(Based on 70 KTAS)	
6402720			

Section		0 AOA/0.8S										+3 AOA/0.8S										+4 AOA/0.8S										-4 AOA/0.8S										0 AOA/1.25S										0 AOA/1.5S										-4 AOA/1.5S										-4 AOA/2.5S										+4 AOA/5S										+4 AOA/10S										+4 AOA/12.5S										+4 AOA/15S										+4 AOA/18S										+4 AOA/20S										+4 AOA/25S										+4 AOA/30S										+4 AOA/35S										+4 AOA/40S										+4 AOA/45S										+4 AOA/50S										+4 AOA/55S										+4 AOA/60S										+4 AOA/65S										+4 AOA/70S										+4 AOA/75S										+4 AOA/80S										+4 AOA/85S										+4 AOA/90S										+4 AOA/95S										+4 AOA/100S										+4 AOA/105S										+4 AOA/110S										+4 AOA/115S										+4 AOA/120S										+4 AOA/125S										+4 AOA/130S										+4 AOA/135S										+4 AOA/140S										+4 AOA/145S										+4 AOA/150S										+4 AOA/155S										+4 AOA/160S										+4 AOA/165S										+4 AOA/170S										+4 AOA/175S										+4 AOA/180S										+4 AOA/185S										+4 AOA/190S										+4 AOA/195S										+4 AOA/200S										+4 AOA/205S										+4 AOA/210S										+4 AOA/215S										+4 AOA/220S										+4 AOA/225S										+4 AOA/230S										+4 AOA/235S										+4 AOA/240S										+4 AOA/245S										+4 AOA/250S										+4 AOA/255S										+4 AOA/260S										+4 AOA/265S										+4 AOA/270S										+4 AOA/275S										+4 AOA/280S										+4 AOA/285S										+4 AOA/290S										+4 AOA/295S										+4 AOA/300S										+4 AOA/305S										+4 AOA/310S										+4 AOA/315S										+4 AOA/320S										+4 AOA/325S										+4 AOA/330S										+4 AOA/335S										+4 AOA/340S										+4 AOA/345S										+4 AOA/350S										+4 AOA/355S										+4 AOA/360S										+4 AOA/365S										+4 AOA/370S										+4 AOA/375S										+4 AOA/380S										+4 AOA/385S										+4 AOA/390S										+4 AOA/395S										+4 AOA/400S										+4 AOA/405S										+4 AOA/410S										+4 AOA/415S										+4 AOA/420S										+4 AOA/425S										+4 AOA/430S										+4 AOA/435S										+4 AOA/440S										+4 AOA/445S										+4 AOA/450S										+4 AOA/455S										+4 AOA/460S										+4 AOA/465S										+4 AOA/470S										+4 AOA/475S										+4 AOA/480S										+4 AOA/485S										+4 AOA/490S										+4 AOA/495S										+4 AOA/500S										+4 AOA/505S										+4 AOA/510S										+4 AOA/515S										+4 AOA/520S										+4 AOA/525S										+4 AOA/530S										+4 AOA/535S										+4 AOA/540S										+4 AOA/545S										+4 AOA/550S										+4 AOA/555S										+4 AOA/560S										+4 AOA/565S										+4 AOA/570S										+4 AOA/575S										+4 AOA/580S										+4 AOA/585S										+4 AOA/590S										+4 AOA/595S										+4 AOA/600S										+4 AOA/605S										+4 AOA/610S										+4 AOA/615S										+4 AOA/620S										+4 AOA/625S										+4 AOA/630S										+4 AOA/635S										+4 AOA/640S										+4 AOA/645S										+4 AOA/650S										+4 AOA/655S										+4 AOA/660S										+4 AOA/665S										+4 AOA/670S										+4 AOA/675S										+4 AOA/680S										+4 AOA/685S										+4 AOA/690S										+4 AOA/695S										+4 AOA/700S										+4 AOA/705S										+4 AOA/710S										+4 AOA/715S										+4 AOA/720S										+4 AOA/725S										+4 AOA/730S										+4 AOA/735S										+4 AOA/740S										+4 AOA/745S										+4 AOA/750S										+4 AOA/755S										+4 AOA/760S										+4 AOA/765S										+4 AOA/770S										+4 AOA/775S										+4 AOA/780S										+4 AOA/785S										+4 AOA/790S										+4 AOA/795S										+4 AOA/800S										+4 AOA/805S										+4 AOA/810S										+4 AOA/815S										+4 AOA/820S										+4 AOA/825S										+4 AOA/830S										+4 AOA/835S										+4 AOA/840S										+4 AOA/845S										+4 AOA/850S										+4 AOA/855S										+4 AOA/860S										+4 AOA/865S										+4 AOA/870S										+4 AOA/875S										+4 AOA/880S										+4 AOA/885S										+4 AOA/890S										+4 AOA/895S										+4 AOA/900S										+4 AOA/905S										+4 AOA/910S										+4 AOA/915S										+4 AOA/920S										+4 AOA/925S										+4 AOA/930S										+4 AOA/935S										+4 AOA/940S										+4 AOA/945S										+4 AOA/950S										+4 AOA/955S										+4 AOA/960S										+4 AOA/965S										+4 AOA/970S										+4 AOA/975S										+4 AOA/980S										+4 AOA/985S										+4 AOA/990S										+4 AOA/995S										+4 AOA/1000S										+4 AOA/1005S										+4 AOA/1010S										+4 AOA/1015S										+4 AOA/1020S										+4 AOA/1025S										+4 AOA/1030S										+4 AOA/1035S										+4 AOA/1040S										+4 AOA/1045S										+4 AOA/1050S										+4 AOA/1055S										+4 AOA/1060S										+4 AOA/1065S										+4 AOA/1070S										+4 AOA/1075S										+4 AOA/1080S										+4 AOA/1085S										+4 AOA/1090S										+4 AOA/1095S										+4 AOA/1100S										+4 AOA/1105S										+4 AOA/1110S										+4 AOA/1115S										+4 AOA/1120S										+4 AOA/1125S										+4 AOA/1130S										+4 AOA/1135S										+4 AOA/1140S										+4 AOA/1145S										+4 AOA/1150S										+4 AOA/1155S										+4 AOA/1160S										+4 AOA/1165S										+4 AOA/1170S										+4 AOA/1175S										+4 AOA/1180S										+4 AOA/1185S										+4 AOA/1190S										+4 AOA/1195S										+4 AOA/1200S										+4 AOA/1205S										+4 AOA/1210S										+4 AOA/1215S										+4 AOA/1220S										+4 AOA/1225S										+4 AOA/1230S										+4 AOA/1235S										+4 AOA/1240S										+4 AOA/1245S										+4 AOA/1250S										+4 AOA/1255S										+4 AOA/1260S										+4 AOA/1265S										+4 AOA/1270S										+4 AOA/1275S										+4 AOA/1280S										+4 AOA/1285S										+4 AOA/1290S										+4 AOA/1295S										+4 AOA/1300S										+4 AOA/1305S										+4 AOA/1310S										+4 AOA/1315S										+4 AOA/1320S										+4 AOA/1325S										+4 AOA/1330S										+4 AOA/1335S										+4 AOA/1340S										+4 AOA/1345S										+4 AOA/1350S										+4 AOA/1355S										+4 AOA/1360S										+4 AOA/1365S										+4 AOA/1370S										+4 AOA/1375S										+4 AOA/1380S										+4 AOA/1385S										+4 AOA/1390S										+4 AOA/1395S										+4 AOA/1400S										+4 AOA/1405S										+4 AOA/1410S										+4 AOA/1415S										+4 AOA/1420S										+4 AOA/1425S										+4 AOA/1430S										+4 AOA/1435S										+4 AOA/1440S										+4 AOA/1445S										+4 AOA/1450S										+4 AOA/1455S										+4 AOA/1460S										+4 AOA/1465S										+4 AOA/1470S										+4 AOA/1475S										+4 AOA/1480S										+4 AOA/1485S										+4 AOA/1490S										+4 AOA/1495S										+4 AOA/1500S										+4 AOA/1505S										+4 AOA/1510S										+4 AOA/1515S										+4 AOA/1520S										+4 AOA/1525S										+4 AOA/1530S										+4 AOA/1535S										+4 AOA/1540S										+4 AOA/1545S										+4 AOA/1550S										+4 AOA/1555S										+4 AOA/1560S										+4 AOA/1565S										+4 AOA/1570S										+4 AOA/1575S										+4 AOA/1580S										+4 AOA/1585S										+4 AOA/1590S										+4 AOA/1595S										+4 AOA/1600S										+4 AOA/1605S										+4 AOA/1610S										+4 AOA/1615S										+4 AOA/1620S										+4 AOA/1625S										+4 AOA/1630S										+4 AOA/1635S										+4 AOA/1640S										+4 AOA/1645S										+4 AOA/1650S										+4 AOA/1655S										+4 AOA/1660S										+4 AOA/1665S										+4 AOA/1670S										+4 AOA/1675S										+4 AOA/1680S										+4 AOA/1685S										+4 AOA/1690S										+4 AOA/1695S										+4 AOA/1700S										+4 AOA/1705S										+4 AOA/1710S										+4 AOA/1715S										+4 AOA/1720S										+4 AOA/1725S										+4 AOA/1730S										+4 AOA/1735S										+4 AOA/1740S										+4 AOA/1745S										+4 AOA/1750S										+4 AOA/1755S										+4 AOA/1760S										+4 AOA/1765S										+4 AOA/1770S										+4 AOA/1775S										+4 AOA/1780S										+4 AOA/1785S										+4 AOA/1790S										+4 AOA/1795S										+4 AOA/1800S										+4 AOA/1805S										+4 AOA/1810S										+4 AOA/1815S										+4 AOA/1820S										+4 AOA/1825S										+4 AOA/1830S										+4 AOA/1835S										+4 AOA/1840S										+4 AOA/1845S										+4 AOA/1850S										+4 AOA/1855S										+4 AOA/1860S										+4 AOA/1865S										+4 AOA/1870S										+4 AOA/1875S										+4 AOA/1880S										+4 AOA/1885S										+4 AOA/1890S										+4 AOA/1895S										+4 AOA/1900S										+4 AOA/1905S										+4 AOA/1910S										+4 AOA/1915S										+4 AOA/1920S										+4 AOA/1925S										+4 AOA/1930S										+4 AOA/1935S										+4 AOA/1940S										+4 AOA/1945S										+4 AOA/1950S										+4 AOA/1955S										+4 AOA/1960S										+4 AOA/1965S										+4 AOA/1970S										+4 AOA/1975S										+4 AOA/1980S										+4 AOA/1985S										+4 AOA/1990S										+4 AOA/1995S										+4 AOA/2000S										+4 AOA/2005S										+4 AOA/2010S										+4 AOA/2015S										+4 AOA/2020S										+4 AOA/2025S										+4 AOA/2030S										+4 AOA/2035S										+4 AOA/2040S										+4 AOA/2045S										+4 AOA/2050S										+4 AOA/2055S										+4 AOA/2060S										+4 AOA/2065S										+4 AOA/2070S										+4 AOA/2075S										+4 AOA/2080S										+4 AOA/2085S										+4 AOA/2090S										+4 AOA/2095S										+4 AOA/2100S										+4 AOA/2105S										+4 AOA/2110S										+4 AOA/2115S										+4 AOA/2120S										+4 AOA/2125S										+4 AOA/2130S										+4 AOA/2135S										+4 AOA/2140S										+4 AOA/2145S										+4 AOA/2150S										+4 AOA/2155S										+4 AOA/2160S										+4 AOA/2165S										+4 AOA/2170S										+4 AOA/2175S										+4 AOA/2180S										+4 AOA/2185S										+4 AOA/2190S										+4 AOA/2195S										+4 AOA/2200S										+4 AOA/2205S										+4 AOA/2210S										+4 AOA/2215S										+4 AOA/2220S										+4 AOA/2225S										+4 AOA/2230S										+4 AOA/2235S										+4 AOA/2240S										+4 AOA/2245S										+4 AOA/2250S										+4 AOA/2255S										+4 AOA/2260S										+4 AOA/2265S										+4 AOA/2270S										+4 AOA/2275S										+4 AOA/2280S										+4 AOA/2285S										+4 AOA/2290S										+4 AOA/2295S										+4 AOA/2300S										+4 AOA/2305S										+4 AOA/2310S										+4 AOA/2315S										+4 AOA/2320S										+4 AOA/2325S										+4 AOA/2330S										+4 AOA/2335S										+4 AOA/2340S										+4 AOA/2345S										+4 AOA/2350S										+4 AOA/2355S										+4 AOA/2360S										+4 AOA/2365S										+4 AOA/2370S										+4 AOA/2375S										+4 AOA/2380S										+4 AOA/2385S										+4 AOA/2390S										+4 AOA/2395S										+4 AOA/2400S										+4 AOA/2405S										+4 AOA/2410S										+4 AOA/2415S										+4 AOA/2420S										+4 AOA/2425S										+4 AOA/2430S										+4 AOA/2435S										+4 AOA/2440S										+4 AOA/2445S										+4 AOA/2450S										+4 AOA/2455S										+4 AOA/2460S										+4 AOA/2465S										+4 AOA/2470S										+4 AOA/2475S										+4 AOA/2480S										+4 AOA/2485S										+4 AOA/2490S										+4 AOA/2495S										+4 AOA/2500S										+4 AOA/2505S										+4 AOA/2510S										+4 AOA/2515S										+4 AOA/2520S										+4 AOA/2525S										+4 AOA/2530S										+4 AOA/2535S										+4 AOA/2540S										+4 AOA/2545S										+4 AOA/2550S										+4 AOA/2555S										+4 AOA/2560S										+4 AOA/2565S										+4 AOA/2570S										+4 AOA/2575S										+4 AOA/2580S										+4 AOA/2585S										+4 AOA/2590S										+4 AOA/2595S										+4 AOA/2600S										+4 AOA/2605S										+4 AOA/2610S										+4 AOA/2615S										+4 AOA/2620S										+4 AOA/2625S										+4 AOA/2630S										+4 AOA/2635S										+4 AOA/2640S										+4 AOA/2645S										+4 AOA/2650S										+4 AOA/2655S										+4 AOA/2660S										+4 AOA/2665S										+4 AOA/2670S										+4 AOA/2675S										+4 AOA/2680S										+4 AOA/2685S										+4 AOA/2690S										+4 AOA/2695S										+4 AOA/2700S										+4 AOA/2705S										+4 AOA/2710S										+4 AOA/2715S										+4 AOA/2720S										+4 AOA/2725S										+4 AOA/2730S										+4 AOA/2735S										+4 AOA/2740S										+4 AOA/2745S										+4 AOA/2750S										+4 AOA/2755S										+4 AOA/2760S										+4 AOA/2765S										+4 AOA/2770S										+4 AOA/2775S										+4 AOA/2780S										+4 AOA/2785S										+4 AOA/2790S										+4 AOA/2795S										+4 AOA/2800S										+4 AOA/2805S										+4 AOA/2810S										+4 AOA/2815S										+4 AOA/2820S										+4 AOA/2825S										+4 AOA/2830S										+4 AOA/2835S										+4 AOA/2840S										+4 AOA/2845S										+4 AOA/2850S										+4 AOA/2855S										+4 AOA/2860S										+4 AOA/2865S										+4 AOA/2870S										+4 AOA/2875S										+4 AOA/2880S										+4 AOA/2885S										+4 AOA/2890S										+4 AOA/2895S										+4 AOA/2900S										+4 AOA/2905S										+4 AOA/2910S										+4 AOA/2915S										+4 AOA/2920S										+4 AOA/2925S										+4 AOA/2930S										+4 AOA/2935S										+4 AOA/2940S										+4 AOA/2945S										+4 AOA/2950S										+4 AOA/2955S										+4 AOA/2960S										+4 AOA/2965S										+4 AOA/2970S										+4 AOA/2975S										+4 AOA/2980S										+4 AOA/2985S										+4 AOA/2990S										+4 AOA/2995S										+4 AOA/3000S										+4 AOA/3005S										+4 AOA/3010S										+4 AOA/3015S										+4 AOA/3020S										+4 AOA/3025S										+4 AOA/3030S										+4 AOA/3035S										+4 AOA/3040S										+4 AOA/3045S										+4 AOA/3050S										+4 AOA/3055S										+4 AOA/3060S										+4 AOA/3065S										+4 AOA/3070S										+4 AOA/3075S										+4 AOA/3080S										+4 AOA/3085S										+4 AOA/3090S										+4 AOA/3095S										+4 AOA/3100S										+4 AOA/3105S										+4 AOA/3110S										+4 AOA/3115S										+4 AOA/3120S										+4 AOA/3125S										+4 AOA/3130S										+4 AOA/3135S										+4 AOA/3140S										+4 AOA/3145S										+4 AOA/3150S										+4 AOA/3155S										+4 AOA/3160S										+4 AOA/3165S										+4 AOA/3170S										+4 AOA/3175S										+4 AOA/3180S										+4 AOA/3185S										+4 AOA/3190S										+4 AOA/3195S										+4 AOA/3200S										+4 AOA/3205S										+4 AOA/3210S										+4 AOA/3215S										+4 AOA/3220S										+4 AOA/3225S										+4 AOA/3230S										+4 AOA/3235S										+4 AOA/3240S										+4 AOA/3245S										+4 AOA/3250S										+4 AOA/3255S										+4 AOA/3260S										+4 AOA/3265S									
---------	--	------------	--	--	--	--	--	--	--	--	--	-------------	--	--	--	--	--	--	--	--	--	-------------	--	--	--	--	--	--	--	--	--	-------------	--	--	--	--	--	--	--	--	--	-------------	--	--	--	--	--	--	--	--	--	------------	--	--	--	--	--	--	--	--	--	-------------	--	--	--	--	--	--	--	--	--	-------------	--	--	--	--	--	--	--	--	--	-----------	--	--	--	--	--	--	--	--	--	------------	--	--	--	--	--	--	--	--	--	--------------	--	--	--	--	--	--	--	--	--	------------	--	--	--	--	--	--	--	--	--	------------	--	--	--	--	--	--	--	--	--	------------	--	--	--	--	--	--	--	--	--	------------	--	--	--	--	--	--	--	--	--	------------	--	--	--	--	--	--	--	--	--	------------	--	--	--	--	--	--	--	--	--	------------	--	--	--	--	--	--	--	--	--	------------	--	--	--	--	--	--	--	--	--	------------	--	--	--	--	--	--	--	--	--	------------	--	--	--	--	--	--	--	--	--	------------	--	--	--	--	--	--	--	--	--	------------	--	--	--	--	--	--	--	--	--	------------	--	--	--	--	--	--	--	--	--	------------	--	--	--	--	--	--	--	--	--	------------	--	--	--	--	--	--	--	--	--	------------	--	--	--	--	--	--	--	--	--	------------	--	--	--	--	--	--	--	--	--	------------	--	--	--	--	--	--	--	--	--	-------------	--	--	--	--	--	--	--	--	--	-------------	--	--	--	--	--	--	--	--	--	-------------	--	--	--	--	--	--	--	--	--	-------------	--	--	--	--	--	--	--	--	--	-------------	--	--	--	--	--	--	--	--	--	-------------	--	--	--	--	--	--	--	--	--	-------------	--	--	--	--	--	--	--	--	--	-------------	--	--	--	--	--	--	--	--	--	-------------	--	--	--	--	--	--	--	--	--	-------------	--	--	--	--	--	--	--	--	--	-------------	--	--	--	--	--	--	--	--	--	-------------	--	--	--	--	--	--	--	--	--	-------------	--	--	--	--	--	--	--	--	--	-------------	--	--	--	--	--	--	--	--	--	-------------	--	--	--	--	--	--	--	--	--	-------------	--	--	--	--	--	--	--	--	--	-------------	--	--	--	--	--	--	--	--	--	-------------	--	--	--	--	--	--	--	--	--	-------------	--	--	--	--	--	--	--	--	--	-------------	--	--	--	--	--	--	--	--	--	-------------	--	--	--	--	--	--	--	--	--	-------------	--	--	--	--	--	--	--	--	--	-------------	--	--	--	--	--	--	--	--	--	-------------	--	--	--	--	--	--	--	--	--	-------------	--	--	--	--	--	--	--	--	--	-------------	--	--	--	--	--	--	--	--	--	-------------	--	--	--	--	--	--	--	--	--	-------------	--	--	--	--	--	--	--	--	--	-------------	--	--	--	--	--	--	--	--	--	-------------	--	--	--	--	--	--	--	--	--	-------------	--	--	--	--	--	--	--	--	--	-------------	--	--	--	--	--	--	--	--	--	-------------	--	--	--	--	--	--	--	--	--	-------------	--	--	--	--	--	--	--	--	--	-------------	--	--	--	--	--	--	--	--	--	-------------	--	--	--	--	--	--	--	--	--	-------------	--	--	--	--	--	--	--	--	--	-------------	--	--	--	--	--	--	--	--	--	-------------	--	--	--	--	--	--	--	--	--	-------------	--	--	--	--	--	--	--	--	--	-------------	--	--	--	--	--	--	--	--	--	-------------	--	--	--	--	--	--	--	--	--	-------------	--	--	--	--	--	--	--	--	--	-------------	--	--	--	--	--	--	--	--	--	-------------	--	--	--	--	--	--	--	--	--	-------------	--	--	--	--	--	--	--	--	--	-------------	--	--	--	--	--	--	--	--	--	-------------	--	--	--	--	--	--	--	--	--	-------------	--	--	--	--	--	--	--	--	--	-------------	--	--	--	--	--	--	--	--	--	-------------	--	--	--	--	--	--	--	--	--	-------------	--	--	--	--	--	--	--	--	--	-------------	--	--	--	--	--	--	--	--	--	-------------	--	--	--	--	--	--	--	--	--	-------------	--	--	--	--	--	--	--	--	--	-------------	--	--	--	--	--	--	--	--	--	-------------	--	--	--	--	--	--	--	--	--	-------------	--	--	--	--	--	--	--	--	--	-------------	--	--	--	--	--	--	--	--	--	-------------	--	--	--	--	--	--	--	--	--	-------------	--	--	--	--	--	--	--	--	--	-------------	--	--	--	--	--	--	--	--	--	-------------	--	--	--	--	--	--	--	--	--	-------------	--	--	--	--	--	--	--	--	--	-------------	--	--	--	--	--	--	--	--	--	-------------	--	--	--	--	--	--	--	--	--	-------------	--	--	--	--	--	--	--	--	--	-------------	--	--	--	--	--	--	--	--	--	-------------	--	--	--	--	--	--	--	--	--	-------------	--	--	--	--	--	--	--	--	--	-------------	--	--	--	--	--	--	--	--	--	-------------	--	--	--	--	--	--	--	--	--	-------------	--	--	--	--	--	--	--	--	--	-------------	--	--	--	--	--	--	--	--	--	-------------	--	--	--	--	--	--	--	--	--	-------------	--	--	--	--	--	--	--	--	--	-------------	--	--	--	--	--	--	--	--	--	-------------	--	--	--	--	--	--	--	--	--	-------------	--	--	--	--	--	--	--	--	--	-------------	--	--	--	--	--	--	--	--	--	-------------	--	--	--	--	--	--	--	--	--	-------------	--	--	--	--	--	--	--	--	--	-------------	--	--	--	--	--	--	--	--	--	-------------	--	--	--	--	--	--	--	--	--	-------------	--	--	--	--	--	--	--	--	--	-------------	--	--	--	--	--	--	--	--	--	-------------	--	--	--	--	--	--	--	--	--	-------------	--	--	--	--	--	--	--	--	--	-------------	--	--	--	--	--	--	--	--	--	-------------	--	--	--	--	--	--	--	--	--	-------------	--	--	--	--	--	--	--	--	--	-------------	--	--	--	--	--	--	--	--	--	-------------	--	--	--	--	--	--	--	--	--	-------------	--	--	--	--	--	--	--	--	--	-------------	--	--	--	--	--	--	--	--	--	-------------	--	--	--	--	--	--	--	--	--	-------------	--	--	--	--	--	--	--	--	--	-------------	--	--	--	--	--	--	--	--	--	-------------	--	--	--	--	--	--	--	--	--	-------------	--	--	--	--	--	--	--	--	--	-------------	--	--	--	--	--	--	--	--	--	-------------	--	--	--	--	--	--	--	--	--	-------------	--	--	--	--	--	--	--	--	--	-------------	--	--	--	--	--	--	--	--	--	-------------	--	--	--	--	--	--	--	--	--	-------------	--	--	--	--	--	--	--	--	--	-------------	--	--	--	--	--	--	--	--	--	-------------	--	--	--	--	--	--	--	--	--	-------------	--	--	--	--	--	--	--	--	--	-------------	--	--	--	--	--	--	--	--	--	-------------	--	--	--	--	--	--	--	--	--	-------------	--	--	--	--	--	--	--	--	--	-------------	--	--	--	--	--	--	--	--	--	-------------	--	--	--	--	--	--	--	--	--	-------------	--	--	--	--	--	--	--	--	--	-------------	--	--	--	--	--	--	--	--	--	-------------	--	--	--	--	--	--	--	--	--	-------------	--	--	--	--	--	--	--	--	--	-------------	--	--	--	--	--	--	--	--	--	-------------	--	--	--	--	--	--	--	--	--	-------------	--	--	--	--	--	--	--	--	--	-------------	--	--	--	--	--	--	--	--	--	-------------	--	--	--	--	--	--	--	--	--	-------------	--	--	--	--	--	--	--	--	--	-------------	--	--	--	--	--	--	--	--	--	-------------	--	--	--	--	--	--	--	--	--	-------------	--	--	--	--	--	--	--	--	--	-------------	--	--	--	--	--	--	--	--	--	-------------	--	--	--	--	--	--	--	--	--	-------------	--	--	--	--	--	--	--	--	--	-------------	--	--	--	--	--	--	--	--	--	-------------	--	--	--	--	--	--	--	--	--	-------------	--	--	--	--	--	--	--	--	--	-------------	--	--	--	--	--	--	--	--	--	-------------	--	--	--	--	--	--	--	--	--	-------------	--	--	--	--	--	--	--	--	--	-------------	--	--	--	--	--	--	--	--	--	-------------	--	--	--	--	--	--	--	--	--	-------------	--	--	--	--	--	--	--	--	--	-------------	--	--	--	--	--	--	--	--	--	-------------	--	--	--	--	--	--	--	--	--	-------------	--	--	--	--	--	--	--	--	--	-------------	--	--	--	--	--	--	--	--	--	-------------	--	--	--	--	--	--	--	--	--	-------------	--	--	--	--	--	--	--	--	--	-------------	--	--	--	--	--	--	--	--	--	-------------	--	--	--	--	--	--	--	--	--	-------------	--	--	--	--	--	--	--	--	--	-------------	--	--	--	--	--	--	--	--	--	-------------	--	--	--	--	--	--	--	--	--	-------------	--	--	--	--	--	--	--	--	--	-------------	--	--	--	--	--	--	--	--	--	-------------	--	--	--	--	--	--	--	--	--	-------------	--	--	--	--	--	--	--	--	--	-------------	--	--	--	--	--	--	--	--	--	-------------	--	--	--	--	--	--	--	--	--	-------------	--	--	--	--	--	--	--	--	--	-------------	--	--	--	--	--	--	--	--	--	-------------	--	--	--	--	--	--	--	--	--	-------------	--	--	--	--	--	--	--	--	--	-------------	--	--	--	--	--	--	--	--	--	-------------	--	--	--	--	--	--	--	--	--	-------------	--	--	--	--	--	--	--	--	--	-------------	--	--	--	--	--	--	--	--	--	-------------	--	--	--	--	--	--	--	--	--	-------------	--	--	--	--	--	--	--	--	--	-------------	--	--	--	--	--	--	--	--	--	-------------	--	--	--	--	--	--	--	--	--	-------------	--	--	--	--	--	--	--	--	--	-------------	--	--	--	--	--	--	--	--	--	-------------	--	--	--	--	--	--	--	--	--	-------------	--	--	--	--	--	--	--	--	--	-------------	--	--	--	--	--	--	--	--	--	-------------	--	--	--	--	--	--	--	--	--	-------------	--	--	--	--	--	--	--	--	--	-------------	--	--	--	--	--	--	--	--	--	-------------	--	--	--	--	--	--	--	--	--	-------------	--	--	--	--	--	--	--	--	--	-------------	--	--	--	--	--	--	--	--	--	-------------	--	--	--	--	--	--	--	--	--	--------------	--	--	--	--	--	--	--	--	--	--------------	--	--	--	--	--	--	--	--	--	--------------	--	--	--	--	--	--	--	--	--	--------------	--	--	--	--	--	--	--	--	--	--------------	--	--	--	--	--	--	--	--	--	--------------	--	--	--	--	--	--	--	--	--	--------------	--	--	--	--	--	--	--	--	--	--------------	--	--	--	--	--	--	--	--	--	--------------	--	--	--	--	--	--	--	--	--	--------------	--	--	--	--	--	--	--	--	--	--------------	--	--	--	--	--	--	--	--	--	--------------	--	--	--	--	--	--	--	--	--	--------------	--	--	--	--	--	--	--	--	--	--------------	--	--	--	--	--	--	--	--	--	--------------	--	--	--	--	--	--	--	--	--	--------------	--	--	--	--	--	--	--	--	--	--------------	--	--	--	--	--	--	--	--	--	--------------	--	--	--	--	--	--	--	--	--	--------------	--	--	--	--	--	--	--	--	--	--------------	--	--	--	--	--	--	--	--	--	--------------	--	--	--	--	--	--	--	--	--	--------------	--	--	--	--	--	--	--	--	--	--------------	--	--	--	--	--	--	--	--	--	--------------	--	--	--	--	--	--	--	--	--	--------------	--	--	--	--	--	--	--	--	--	--------------	--	--	--	--	--	--	--	--	--	--------------	--	--	--	--	--	--	--	--	--	--------------	--	--	--	--	--	--	--	--	--	--------------	--	--	--	--	--	--	--	--	--	--------------	--	--	--	--	--	--	--	--	--	--------------	--	--	--	--	--	--	--	--	--	--------------	--	--	--	--	--	--	--	--	--	--------------	--	--	--	--	--	--	--	--	--	--------------	--	--	--	--	--	--	--	--	--	--------------	--	--	--	--	--	--	--	--	--	--------------	--	--	--	--	--	--	--	--	--	--------------	--	--	--	--	--	--	--	--	--	--------------	--	--	--	--	--	--	--	--	--	--------------	--	--	--	--	--	--	--	--	--	--------------	--	--	--	--	--	--	--	--	--	--------------	--	--	--	--	--	--	--	--	--	--------------	--	--	--	--	--	--	--	--	--	--------------	--	--	--	--	--	--	--	--	--	--------------	--	--	--	--	--	--	--	--	--	--------------	--	--	--	--	--	--	--	--	--	--------------	--	--	--	--	--	--	--	--	--	--------------	--	--	--	--	--	--	--	--	--	--------------	--	--	--	--	--	--	--	--	--	--------------	--	--	--	--	--	--	--	--	--	--------------	--	--	--	--	--	--	--	--	--	--------------	--	--	--	--	--	--	--	--	--	--------------	--	--	--	--	--	--	--	--	--	--------------	--	--	--	--	--	--	--	--	--	--------------	--	--	--	--	--	--	--	--	--	--------------	--	--	--	--	--	--	--	--	--	--------------	--	--	--	--	--	--	--	--	--	--------------	--	--	--	--	--	--	--	--	--	--------------	--	--	--	--	--	--	--	--	--	--------------	--	--	--	--	--	--	--	--	--	--------------	--	--	--	--	--	--	--	--	--	--------------	--	--	--	--	--	--	--	--	--	--------------	--	--	--	--	--	--	--	--	--	--------------	--	--	--	--	--	--	--	--	--	--------------	--	--	--	--	--	--	--	--	--	--------------	--	--	--	--	--	--	--	--	--	--------------	--	--	--	--	--	--	--	--	--	--------------	--	--	--	--	--	--	--	--	--	--------------	--	--	--	--	--	--	--	--	--	--------------	--	--	--	--	--	--	--	--	--	--------------	--	--	--	--	--	--	--	--	--	--------------	--	--	--	--	--	--	--	--	--	--------------	--	--	--	--	--	--	--	--	--	--------------	--	--	--	--	--	--	--	--	--	--------------	--	--	--	--	--	--	--	--	--	--------------	--	--	--	--	--	--	--	--	--	--------------	--	--	--	--	--	--	--	--	--	--------------	--	--	--	--	--	--	--	--	--	--------------	--	--	--	--	--	--	--	--	--	--------------	--	--	--	--	--	--	--	--	--	--------------	--	--	--	--	--	--	--	--	--	--------------	--	--	--	--	--	--	--	--	--	--------------	--	--	--	--	--	--	--	--	--	--------------	--	--	--	--	--	--	--	--	--	--------------	--	--	--	--	--	--	--	--	--	--------------	--	--	--	--	--	--	--	--	--	--------------	--	--	--	--	--	--	--	--	--	--------------	--	--	--	--	--	--	--	--	--	--------------	--	--	--	--	--	--	--	--	--	--------------	--	--	--	--	--	--	--	--	--	--------------	--	--	--	--	--	--	--	--	--	--------------	--	--	--	--	--	--	--	--	--	--------------	--	--	--	--	--	--	--	--	--	--------------	--	--	--	--	--	--	--	--	--	--------------	--	--	--	--	--	--	--	--	--	--------------	--	--	--	--	--	--	--	--	--	--------------	--	--	--	--	--	--	--	--	--	--------------	--	--	--	--	--	--	--	--	--	--------------	--	--	--	--	--	--	--	--	--	--------------	--	--	--	--	--	--	--	--	--	--------------	--	--	--	--	--	--	--	--	--	--------------	--	--	--	--	--	--	--	--	--	--------------	--	--	--	--	--	--	--	--	--	--------------	--	--	--	--	--	--	--	--	--	--------------	--	--	--	--	--	--	--	--	--	--------------	--	--	--	--	--	--	--	--	--	--------------	--	--	--	--	--	--	--	--	--	--------------	--	--	--	--	--	--	--	--	--	--------------	--	--	--	--	--	--	--	--	--	--------------	--	--	--	--	--	--	--	--	--	--------------	--	--	--	--	--	--	--	--	--	--------------	--	--	--	--	--	--	--	--	--	--------------	--	--	--	--	--	--	--	--	--	--------------	--	--	--	--	--	--	--	--	--	--------------	--	--	--	--	--	--	--	--	--	--------------	--	--	--	--	--	--	--	--	--	--------------	--	--	--	--	--	--	--	--	--	--------------	--	--	--	--	--	--	--	--	--	--------------	--	--	--	--	--	--	--	--	--	--------------	--	--	--	--	--	--	--	--	--	--------------	--	--	--	--	--	--	--	--	--	--------------	--	--	--	--	--	--	--	--	--	--------------	--	--	--	--	--	--	--	--	--	--------------	--	--	--	--	--	--	--	--	--	--------------	--	--	--	--	--	--	--	--	--	--------------	--	--	--	--	--	--	--	--	--	--------------	--	--	--	--	--	--	--	--	--	--------------	--	--	--	--	--	--	--	--	--	--------------	--	--	--	--	--	--	--	--	--	--------------	--	--	--	--	--	--	--	--	--	--------------	--	--	--	--	--	--	--	--	--	--------------	--	--	--	--	--	--	--	--	--	--------------	--	--	--	--	--	--	--	--	--	--------------	--	--	--	--	--	--	--	--	--	--------------	--	--	--	--	--	--	--	--	--	--------------	--	--	--	--	--	--	--	--	--	--------------	--	--	--	--	--	--	--	--	--	--------------	--	--	--	--	--	--	--	--	--	--------------	--	--	--	--	--	--	--	--	--	--------------	--	--	--	--	--	--	--	--	--	--------------	--	--	--	--	--	--	--	--	--	--------------	--	--	--	--	--	--	--	--	--	--------------	--	--	--	--	--	--	--	--	--	--------------	--	--	--	--	--	--	--	--	--	--------------	--	--	--	--	--	--	--	--	--	--------------	--	--	--	--	--	--	--	--	--	--------------	--	--	--	--	--	--	--	--	--	--------------	--	--	--	--	--	--	--	--	--	--------------	--	--	--	--	--	--	--	--	--	--------------	--	--	--	--	--	--	--	--	--	--------------	--	--	--	--	--	--	--	--	--	--------------	--	--	--	--	--	--	--	--	--	--------------	--	--	--	--	--	--	--	--	--	--------------	--	--	--	--	--	--	--	--	--	--------------	--	--	--	--	--	--	--	--	--	--------------	--	--	--	--	--	--	--	--	--	--------------	--	--	--	--	--	--	--	--	--	--------------	--	--	--	--	--	--	--	--	--	--------------	--	--	--	--	--	--	--	--	--	--------------	--	--	--	--	--	--	--	--	--	--------------	--	--	--	--	--	--	--	--	--	--------------	--	--	--	--	--	--	--	--	--	--------------	--	--	--	--	--	--	--	--	--	--------------	--	--	--	--	--	--	--	--	--	--------------	--	--	--	--	--	--	--	--	--	--------------	--	--	--	--	--	--	--	--	--	--------------	--	--	--	--	--	--	--	--	--	--------------	--	--	--	--	--	--	--	--	--	--------------	--	--	--	--	--	--	--	--	--	--------------	--	--	--	--	--	--	--	--	--	--------------	--	--	--	--	--	--	--	--	--	--------------	--	--	--	--	--	--	--	--	--	--------------	--	--	--	--	--	--	--	--	--	--------------	--	--	--	--	--	--	--	--	--	--------------	--	--	--	--	--	--	--	--	--	--------------	--	--	--	--	--	--	--	--	--	--------------	--	--	--	--	--	--	--	--	--	--------------	--	--	--	--	--	--	--	--	--	--------------	--	--	--	--	--	--	--	--	--	--------------	--	--	--	--	--	--	--	--	--	--------------	--	--	--	--	--	--	--	--	--	--------------	--	--	--	--	--	--	--	--	--	--------------	--	--	--	--	--	--	--	--	--	--------------	--	--	--	--	--	--	--	--	--	--------------	--	--	--	--	--	--	--	--	--	--------------	--	--	--	--	--	--	--	--	--	--------------	--	--	--	--	--	--	--	--	--	--------------	--	--	--	--	--	--	--	--	--	--------------	--	--	--	--	--	--	--	--	--	--------------	--	--	--	--	--	--	--	--	--	--------------	--	--	--	--	--	--	--	--	--	--------------	--	--	--	--	--	--	--	--	--	--------------	--	--	--	--	--	--	--	--	--	--------------	--	--	--	--	--	--	--	--	--	--------------	--	--	--	--	--	--	--	--	--	--------------	--	--	--	--	--	--	--	--	--	--------------	--	--	--	--	--	--	--	--	--	--------------	--	--	--	--	--	--	--	--	--	--------------	--	--	--	--	--	--	--	--	--	--------------	--	--	--	--	--	--	--	--	--	--------------	--	--	--	--	--	--	--	--	--	--------------	--	--	--	--	--	--	--	--	--	--------------	--	--	--	--	--	--	--	--	--	--------------	--	--	--	--	--	--	--	--	--	--------------	--	--	--	--	--	--	--	--	--	--------------	--	--	--	--	--	--	--	--	--	--------------	--	--	--	--	--	--	--	--	--	--------------	--	--	--	--	--	--	--	--	--	--------------	--	--	--	--	--	--	--	--	--	--------------	--	--	--	--	--	--	--	--	--	--------------	--	--	--	--	--	--	--	--	--	--------------	--	--	--	--	--	--	--	--	--	--------------	--	--	--	--	--	--	--	--	--	--------------	--	--	--	--	--	--	--	--	--	--------------	--	--	--	--	--	--	--	--	--	--------------	--	--	--	--	--	--	--	--	--	--------------	--	--	--	--	--	--	--	--	--	--------------	--	--	--	--	--	--	--	--	--	--------------	--	--	--	--	--	--	--	--	--	--------------	--	--	--	--	--	--	--	--	--	--------------	--	--	--	--	--	--	--	--	--	--------------	--	--	--	--	--	--	--	--	--	--------------	--	--	--	--	--	--	--	--	--	--------------	--	--	--	--	--	--	--	--	--	--------------	--	--	--	--	--	--	--	--	--	--------------	--	--	--	--	--	--	--	--	--	--------------	--	--	--	--	--	--	--	--	--	--------------	--	--	--	--	--	--	--	--	--	--------------	--	--	--	--	--	--	--	--	--	--------------	--	--	--	--	--	--	--	--	--	--------------	--	--	--	--	--	--	--	--	--	--------------	--	--	--	--	--	--	--	--	--	--------------	--	--	--	--	--	--	--	--	--	--------------	--	--	--	--	--	--	--	--	--	--------------	--	--	--	--	--	--	--	--	--	--------------	--	--	--	--	--	--	--	--	--	--------------	--	--	--	--	--	--	--	--	--	--------------	--	--	--	--	--	--	--	--	--	--------------	--	--	--	--	--	--	--	--	--	--------------	--	--	--	--	--	--	--	--	--	--------------	--	--	--	--	--	--	--	--	--	--------------	--	--	--	--	--	--	--	--	--	--------------	--	--	--	--	--	--	--	--	--	--------------	--	--	--	--	--	--	--	--	--	--------------	--	--	--	--	--	--	--	--	--	--------------	--	--	--	--	--	--	--	--	--	--------------	--	--	--	--	--	--	--	--	--	--------------	--	--	--	--	--	--	--	--	--	--------------	--	--	--	--	--	--	--	--	--	--------------	--	--	--	--	--	--	--	--	--	--------------	--	--	--	--	--	--	--	--	--	--------------	--	--	--	--	--	--	--	--	--	--------------	--	--	--	--	--	--	--	--	--	--------------	--	--	--	--	--	--	--	--	--	--------------	--	--	--	--	--	--	--	--	--	--------------	--	--	--	--	--	--	--	--	--	--------------	--	--	--	--	--	--	--	--	--	--------------	--	--	--	--	--	--	--	--	--	--------------	--	--	--	--	--	--	--	--	--	--------------	--	--	--	--	--	--	--	--	--	--------------	--	--	--	--	--	--	--	--	--	--------------	--	--	--	--	--	--	--	--	--	--------------	--	--	--	--	--	--	--	--	--	--------------	--	--	--	--	--	--	--	--	--	--------------	--	--	--	--	--	--	--	--	--	--------------	--	--	--	--	--	--	--	--	--	--------------	--	--	--	--	--	--	--	--	--	--------------	--	--	--	--	--	--	--	--	--	--------------	--	--	--	--	--	--	--	--	--	--------------	--	--	--	--	--	--	--	--	--	--------------	--	--	--	--	--	--	--	--	--	--------------	--	--	--	--	--	--	--	--	--	--------------	--	--	--	--	--	--	--	--	--	--------------	--	--	--	--	--	--	--	--	--	--------------	--	--	--	--	--	--	--	--	--	--------------	--	--	--	--	--	--	--	--	--	--------------	--	--	--	--	--	--	--	--	--	--------------	--	--	--	--	--	--	--	--	--	--------------	--	--	--	--	--	--	--	--	--	--------------	--	--	--	--	--	--	--	--	--	--------------	--	--	--	--	--	--	--	--	--	--------------	--	--	--	--	--	--	--	--	--	--------------	--	--	--	--	--	--	--	--	--	--------------	--	--	--	--	--	--	--	--	--	--------------	--	--	--	--	--	--	--	--	--	--------------	--	--	--	--	--	--	--	--	--	--------------	--	--	--	--	--	--	--	--	--	--------------	--	--	--	--	--	--	--	--	--	--------------	--	--	--	--	--	--	--	--	--	--------------	--	--	--	--	--	--	--	--	--	--------------	--	--	--	--	--	--	--	--	--	--------------	--	--	--	--	--	--	--	--	--	--------------	--	--	--	--	--	--	--	--	--	--------------	--	--	--	--	--	--	--	--	--	--------------	--	--	--	--	--	--	--	--	--	--------------	--	--	--	--	--	--	--	--	--	--------------	--	--	--	--	--	--	--	--	--	--------------	--	--	--	--	--	--	--	--	--	--------------	--	--	--	--	--	--	--	--	--	--------------	--	--	--	--	--	--	--	--	--	--------------	--	--	--	--	--	--	--	--	--	--------------	--	--	--	--	--	--	--	--	--	--------------	--	--	--	--	--	--	--	--	--	--------------	--	--	--	--	--	--	--	--	--	--------------	--	--	--	--	--	--	--	--	--	--------------	--	--	--	--	--	--	--	--	--	--------------	--	--	--	--	--	--	--	--	--	--------------	--	--	--	--	--	--	--	--	--	--------------	--	--	--	--	--	--	--	--	--	--------------	--	--	--	--	--	--	--	--	--	--------------	--	--	--	--	--	--	--	--	--	--------------	--	--	--	--	--	--	--	--	--	--------------	--	--	--	--	--	--	--	--	--	--------------	--	--	--	--	--	--	--	--	--	--------------	--	--	--	--	--	--	--	--	--	--------------	--	--	--	--	--	--	--	--	--	--------------	--	--	--	--	--	--	--	--	--	--------------	--	--	--	--	--	--	--	--	--	--------------	--	--	--	--	--	--	--	--	--	--------------	--	--	--	--	--	--	--	--	--	--------------	--	--	--	--	--	--	--	--	--	--------------	--	--	--	--	--	--	--	--	--	--------------	--	--	--	--	--	--	--	--	--	--------------	--	--	--	--	--	--	--	--	--	--------------	--	--	--	--	--	--	--	--	--	--------------	--	--	--	--	--	--	--	--	--	--------------	--	--	--	--	--	--	--	--	--	--------------	--	--	--	--	--	--	--	--	--	--------------	--	--	--	--	--	--	--	--	--	--------------	--	--	--	--	--	--	--	--	--	--------------	--	--	--	--	--	--	--	--	--	--------------	--	--	--	--	--	--	--	--	--	--------------	--	--	--	--	--	--	--	--	--	--------------	--	--	--	--	--	--	--	--	--	--------------	--	--	--	--	--	--	--	--	--	--------------	--	--	--	--	--	--	--	--	--	--------------	--	--	--	--	--	--	--	--	--	--------------	--	--	--	--	--	--	--	--	--	--------------	--	--	--	--	--	--	--	--	--	--------------	--	--	--	--	--	--	--	--	--	--------------	--	--	--	--	--	--	--	--	--	--------------	--	--	--	--	--	--	--	--	--	--------------	--	--	--	--	--	--	--	--	--	--------------	--	--	--	--	--	--	--	--	--	--------------	--	--	--	--	--	--	--	--	--	--------------	--	--	--	--	--	--	--	--	--	--------------	--	--	--	--	--	--	--	--	--	--------------	--	--	--	--	--	--	--	--	--	--------------	--	--	--	--	--	--	--	--	--	--------------	--	--	--	--	--	--	--	--	--	--------------	--	--	--	--	--	--	--	--	--	--------------	--	--	--	--	--	--	--	--	--	--------------	--	--	--	--	--	--	--	--	--	--------------	--	--	--	--	--	--	--	--	--	--------------	--	--	--	--	--	--	--	--	--	--------------	--	--	--	--	--	--	--	--	--	--------------	--	--	--	--	--	--	--	--	--	--------------	--	--	--	--	--	--	--	--	--	--------------	--	--	--	--	--	--	--	--	--	--------------	--	--	--	--	--	--	--	--	--	--------------	--	--	--	--	--	--	--	--	--	--------------	--	--	--	--	--	--	--	--	--	--------------	--	--	--	--	--	--	--	--	--	--------------	--	--	--	--	--	--	--	--	--	--------------	--	--	--	--	--	--	--	--	--	--------------	--	--	--	--	--	--	--	--	--	--------------	--	--	--	--	--	--	--	--	--	--------------	--	--	--	--	--	--	--	--	--	--------------	--	--	--	--	--	--	--	--	--	--------------	--	--	--	--	--	--	--	--	--	--------------	--	--	--	--	--	--	--	--	--	--------------	--	--	--	--	--	--	--	--	--	--------------	--	--	--	--	--	--	--	--	--	--------------	--	--	--	--	--	--	--	--	--	--------------	--	--	--	--	--	--	--	--	--	--------------	--	--	--	--	--	--	--	--	--	--------------	--	--	--	--	--	--	--	--	--	--------------	--	--	--	--	--	--	--	--	--	--------------	--	--	--	--	--	--	--	--	--	--------------	--	--	--	--	--	--	--	--	--	--------------	--	--	--	--	--	--	--	--	--	--------------	--	--	--	--	--	--	--	--	--	--------------	--	--	--	--	--	--	--	--	--	--------------	--	--	--	--	--	--	--	--	--	--------------	--	--	--	--	--	--	--	--	--	--------------	--	--	--	--	--	--	--	--	--	--------------	--	--	--	--	--	--	--	--	--	--------------	--	--	--	--	--	--	--	--	--	--------------	--	--	--	--	--	--	--	--	--	--------------	--	--	--	--	--	--	--	--	--	--------------	--	--	--	--	--	--	--	--	--	--------------	--	--	--	--	--	--	--	--	--	--------------	--	--	--	--	--	--	--	--	--	--------------	--	--	--	--	--	--	--	--	--	--------------	--	--	--	--	--	--	--	--	--	--------------	--	--	--	--	--	--	--	--	--	--------------	--	--	--	--	--	--	--	--	--	--------------	--	--	--	--	--	--	--	--	--	--------------	--	--	--	--	--	--	--	--	--	--------------	--	--	--	--	--	--	--	--	--	--------------	--	--	--	--	--	--	--	--	--	--------------	--	--	--	--	--	--	--	--	--	--------------	--	--	--	--	--	--	--	--	--	--------------	--	--	--	--	--	--	--	--	--	--------------	--	--	--	--	--	--	--	--	--	--------------	--	--	--	--	--	--	--	--	--	--------------	--	--	--	--	--	--	--	--	--	--------------	--	--	--	--	--	--	--	--	--	--------------	--	--	--	--	--	--	--	--	--	--------------	--	--	--	--	--	--	--	--	--	--------------	--	--	--	--	--	--	--	--	--	--------------	--	--	--	--	--	--	--	--	--	--------------	--	--	--	--	--	--	--	--	--	--------------	--	--	--	--	--	--	--	--	--	--------------	--	--	--	--	--	--	--	--	--	--------------	--	--	--	--	--	--	--	--	--	--------------	--	--	--	--	--	--	--	--	--	--------------	--	--	--	--	--	--	--	--	--	--------------	--	--	--	--	--	--	--	--	--	--------------	--	--	--	--	--	--	--	--	--	--------------	--	--	--	--	--	--	--	--	--	--------------	--	--	--	--	--	--	--	--	--	--------------	--	--	--	--	--	--	--	--	--	--------------	--	--	--	--	--	--	--	--	--	--------------	--	--	--	--	--	--	--	--	--	--------------	--	--	--	--	--	--	--	--	--	--------------	--	--	--	--	--	--	--	--	--	--------------	--	--	--	--	--	--	--	--	--	--------------	--	--	--	--	--	--	--	--	--	--------------	--	--	--	--	--	--	--	--	--	--------------	--	--	--	--	--	--	--	--	--	--------------	--	--	--	--	--	--	--	--	--	--------------	--	--	--	--	--	--	--	--	--	--------------	--	--	--	--	--	--	--	--	--	--------------	--	--	--	--	--	--	--	--	--	--------------	--	--	--	--	--	--	--	--	--	--------------	--	--	--	--	--	--	--	--	--	--------------	--	--	--	--	--	--	--	--	--	--------------	--	--	--	--	--	--	--	--	--	--------------	--	--	--	--	--	--	--	--	--	--------------	--	--	--	--	--	--	--	--	--	--------------	--	--	--	--	--	--	--	--	--	--------------	--	--	--	--	--	--	--	--	--	--------------	--	--	--	--	--	--	--	--	--	--------------	--	--	--	--	--	--	--	--	--	--------------	--	--	--	--	--	--	--	--	--	--------------	--	--	--	--	--	--	--	--	--	--------------	--	--	--	--	--	--	--	--	--	--------------	--	--	--	--	--	--	--	--	--	--------------	--	--	--	--	--	--	--	--	--	--------------	--	--	--	--	--	--	--	--	--	--------------	--	--	--	--	--	--	--	--	--	--------------	--	--	--	--	--	--	--	--	--	--------------	--	--	--	--	--	--	--	--	--	--------------	--	--	--	--	--	--	--	--	--

B Section	5.5	4.5	3.5	2.5	1.5	0.5	0	-0.5	-1.5	-2.5	-3.5	-4.5	-5.5	-6.5	-7.5	-8.5	-9.5	-10.5	-11.5	-12.5	-13.5	-14.5	-15.5	-16.5	-17.5	-18.5	-19.5	-20.5	-21.5	-22.5	-23.5	-24.5	-25.5	-26.5	-27.5	-28.5	-29.5	-30.5	-31.5	-32.5	-33.5	-34.5	-35.5	-36.5	-37.5	-38.5	-39.5	-40.5	-41.5	-42.5	-43.5	-44.5	-45.5	-46.5	-47.5	-48.5	-49.5	-50.5	-51.5	-52.5	-53.5	-54.5	-55.5	-56.5	-57.5	-58.5	-59.5	-60.5	-61.5	-62.5	-63.5	-64.5	-65.5	-66.5	-67.5	-68.5	-69.5	-70.5	-71.5	-72.5	-73.5	-74.5	-75.5	-76.5	-77.5	-78.5	-79.5	-80.5	-81.5	-82.5	-83.5	-84.5	-85.5	-86.5	-87.5	-88.5	-89.5	-90.5	-91.5	-92.5	-93.5	-94.5	-95.5	-96.5	-97.5	-98.5	-99.5	-100.5	-101.5	-102.5	-103.5	-104.5	-105.5	-106.5	-107.5	-108.5	-109.5	-110.5	-111.5	-112.5	-113.5	-114.5	-115.5	-116.5	-117.5	-118.5	-119.5	-120.5	-121.5	-122.5	-123.5	-124.5	-125.5	-126.5	-127.5	-128.5	-129.5	-130.5	-131.5	-132.5	-133.5	-134.5	-135.5	-136.5	-137.5	-138.5	-139.5	-140.5	-141.5	-142.5	-143.5	-144.5	-145.5	-146.5	-147.5	-148.5	-149.5	-150.5	-151.5	-152.5	-153.5	-154.5	-155.5	-156.5	-157.5	-158.5	-159.5	-160.5	-161.5	-162.5	-163.5	-164.5	-165.5	-166.5	-167.5	-168.5	-169.5	-170.5	-171.5	-172.5	-173.5	-174.5	-175.5	-176.5	-177.5	-178.5	-179.5	-180.5	-181.5	-182.5	-183.5	-184.5	-185.5	-186.5	-187.5	-188.5	-189.5	-190.5	-191.5	-192.5	-193.5	-194.5	-195.5	-196.5	-197.5	-198.5	-199.5	-200.5	-201.5	-202.5	-203.5	-204.5	-205.5	-206.5	-207.5	-208.5	-209.5	-210.5	-211.5	-212.5	-213.5	-214.5	-215.5	-216.5	-217.5	-218.5	-219.5	-220.5	-221.5	-222.5	-223.5	-224.5	-225.5	-226.5	-227.5	-228.5	-229.5	-230.5	-231.5	-232.5	-233.5	-234.5	-235.5	-236.5	-237.5	-238.5	-239.5	-240.5	-241.5	-242.5	-243.5	-244.5	-245.5	-246.5	-247.5	-248.5	-249.5	-250.5	-251.5	-252.5	-253.5	-254.5	-255.5	-256.5	-257.5	-258.5	-259.5	-260.5	-261.5	-262.5	-263.5	-264.5	-265.5	-266.5	-267.5	-268.5	-269.5	-270.5	-271.5	-272.5	-273.5	-274.5	-275.5	-276.5	-277.5	-278.5	-279.5	-280.5	-281.5	-282.5	-283.5	-284.5	-285.5	-286.5	-287.5	-288.5	-289.5	-290.5	-291.5	-292.5	-293.5	-294.5	-295.5	-296.5	-297.5	-298.5	-299.5	-300.5	-301.5	-302.5	-303.5	-304.5	-305.5	-306.5	-307.5	-308.5	-309.5	-310.5	-311.5	-312.5	-313.5	-314.5	-315.5	-316.5	-317.5	-318.5	-319.5	-320.5	-321.5	-322.5	-323.5	-324.5	-325.5	-326.5	-327.5	-328.5	-329.5	-330.5	-331.5	-332.5	-333.5	-334.5	-335.5	-336.5	-337.5	-338.5	-339.5	-340.5	-341.5	-342.5	-343.5	-344.5	-345.5	-346.5	-347.5	-348.5	-349.5	-350.5	-351.5	-352.5	-353.5	-354.5	-355.5	-356.5	-357.5	-358.5	-359.5	-360.5	-361.5	-362.5	-363.5	-364.5	-365.5	-366.5	-367.5	-368.5	-369.5	-370.5	-371.5	-372.5	-373.5	-374.5	-375.5	-376.5	-377.5	-378.5	-379.5	-380.5	-381.5	-382.5	-383.5	-384.5	-385.5	-386.5	-387.5	-388.5	-389.5	-390.5	-391.5	-392.5	-393.5	-394.5	-395.5	-396.5	-397.5	-398.5	-399.5	-400.5	-401.5	-402.5	-403.5	-404.5	-405.5	-406.5	-407.5	-408.5	-409.5	-410.5	-411.5	-412.5	-413.5	-414.5	-415.5	-416.5	-417.5	-418.5	-419.5	-420.5	-421.5	-422.5	-423.5	-424.5	-425.5	-426.5	-427.5	-428.5	-429.5	-430.5	-431.5	-432.5	-433.5	-434.5	-435.5	-436.5	-437.5	-438.5	-439.5	-440.5	-441.5	-442.5	-443.5	-444.5	-445.5	-446.5	-447.5	-448.5	-449.5	-450.5	-451.5	-452.5	-453.5	-454.5	-455.5	-456.5	-457.5	-458.5	-459.5	-460.5	-461.5	-462.5	-463.5	-464.5	-465.5	-466.5	-467.5	-468.5	-469.5	-470.5	-471.5	-472.5	-473.5	-474.5	-475.5	-476.5	-477.5	-478.5	-479.5	-480.5	-481.5	-482.5	-483.5	-484.5	-485.5	-486.5	-487.5	-488.5	-489.5	-490.5	-491.5	-492.5	-493.5	-494.5	-495.5	-496.5	-497.5	-498.5	-499.5	-500.5	-501.5	-502.5	-503.5	-504.5	-505.5	-506.5	-507.5	-508.5	-509.5	-510.5	-511.5	-512.5	-513.5	-514.5	-515.5	-516.5	-517.5	-518.5	-519.5	-520.5	-521.5	-522.5	-523.5	-524.5	-525.5	-526.5	-527.5	-528.5	-529.5	-530.5	-531.5	-532.5	-533.5	-534.5	-535.5	-536.5	-537.5	-538.5	-539.5	-540.5	-541.5	-542.5	-543.5	-544.5	-545.5	-546.5	-547.5	-548.5	-549.5	-550.5	-551.5	-552.5	-553.5	-554.5	-555.5	-556.5	-557.5	-558.5	-559.5	-560.5	-561.5	-562.5	-563.5	-564.5	-565.5	-566.5	-567.5	-568.5	-569.5	-570.5	-571.5	-572.5	-573.5	-574.5	-575.5	-576.5	-577.5	-578.5	-579.5	-580.5	-581.5	-582.5	-583.5	-584.5	-585.5	-586.5	-587.5	-588.5	-589.5	-590.5	-591.5	-592.5	-593.5	-594.5	-595.5	-596.5	-597.5	-598.5	-599.5	-600.5	-601.5	-602.5	-603.5	-604.5	-605.5	-606.5	-607.5	-608.5	-609.5	-610.5	-611.5	-612.5	-613.5	-614.5	-615.5	-616.5	-617.5	-618.5	-619.5	-620.5	-621.5	-622.5	-623.5	-624.5	-625.5	-626.5	-627.5	-628.5	-629.5	-630.5	-631.5	-632.5	-633.5	-634.5	-635.5	-636.5	-637.5	-638.5	-639.5	-640.5	-641.5	-642.5	-643.5	-644.5	-645.5	-646.5	-647.5	-648.5	-649.5	-650.5	-651.5	-652.5	-653.5	-654.5	-655.5	-656.5	-657.5	-658.5	-659.5	-660.5	-661.5	-662.5	-663.5	-664.5	-665.5	-666.5	-667.5	-668.5	-669.5	-670.5	-671.5	-672.5	-673.5	-674.5	-675.5	-676.5	-677.5	-678.5	-679.5	-680.5	-681.5	-682.5	-683.5	-684.5	-685.5	-686.5	-687.5	-688.5	-689.5	-690.5	-691.5	-692.5	-693.5	-694.5	-695.5	-696.5	-697.5	-698.5	-699.5	-700.5	-701.5	-702.5	-703.5	-704.5	-705.5	-706.5	-707.5	-708.5	-709.5	-710.5	-711.5	-712.5	-713.5	-714.5	-715.5	-716.5	-717.5	-718.5	-719.5	-720.5	-721.5	-722.5	-723.5	-724.5	-725.5	-726.5	-727.5	-728.5	-729.5	-730.5	-731.5	-732.5	-733.5	-734.5	-735.5	-736.5	-737.5	-738.5	-739.5	-740.5	-741.5	-742.5	-743.5	-744.5	-745.5	-746.5	-747.5	-748.5	-749.5	-750.5	-751.5	-752.5	-753.5	-754.5	-755.5	-756.5	-757.5	-758.5	-759.5	-760.5	-761.5	-762.5	-763.5	-764.5	-765.5	-766.5	-767.5	-768.5	-769.5	-770.5	-771.5	-772.5	-773.5	-774.5	-775.5	-776.5	-777.5	-778.5	-779.5	-780.5	-781.5	-782.5	-783.5	-784.5	-785.5	-786.5	-787.5	-788.5	-789.5	-790.5	-791.5	-792.5	-793.5	-794.5	-795.5	-796.5	-797.5	-798.5	-799.5	-800.5	-801.5	-802.5	-803.5	-804.5	-805.5	-806.5	-807.5	-808.5	-809.5	-810.5	-811.5	-812.5	-813.5	-814.5	-815.5	-816.5	-817.5	-818.5	-819.5	-820.5	-821.5	-822.5	-823.5	-824.5	-825.5	-826.5	-827.5	-828.5	-829.5	-830.5	-831.5	-832.5	-833.5	-834.5	-835.5	-836.5	-837.5	-838.5	-839.5	-840.5	-841.5	-842.5	-843.5	-844.5	-845.5	-846.5	-847.5	-848.5	-849.5	-850.5	-851.5	-852.5	-853.5	-854.5	-855.5	-856.5	-857.5	-858.5	-859.5	-860.5	-861.5	-862.5	-863.5	-864.5	-865.5	-866.5	-867.5	-868.5	-869.5	-870.5	-871.5	-872.5	-873.5	-874.5	-875.5	-876.5	-877.5	-878.5	-879.5	-880.5	-881.5	-882.5	-883.5	-884.5	-885.5	-886.5	-887.5	-888.5	-889.5	-890.5	-891.5	-892.5	-893.5	-894.5	-895.5	-896.5	-897.5	-898.5	-899.5	-900.5	-901.5	-902.5	-903.5	-904.5	-905.5	-906.5	-907.5	-908.5	-909.5	-910.5	-911.5	-912.5	-913.5	-914.5	-915.5	-916.5	-917.5	-918.5	-919.5	-920.5	-921.5	-922.5	-923.5	-924.5	-925.5	-926.5	-927.5	-928.5	-929.5	-930.5	-931.5	-932.5	-933.5	-934.5	-935.5	-936.5	-937.5	-938.5	-939.5	-940.5	-941.5	-942.5	-943.5	-944.5	-945.5	-946.5	-947.5	-948.5	-949.5	-950.5	-951.5	-952.5	-953.5	-954.5	-955.5	-956.5	-957.5	-958.5	-959.5	-960.5	-961.5	-962.5	-963.5	-964.5	-965.5	-966.5	-967.5	-968.5	-969.5	-970.5	-971.5	-972.5	-973.5	-974.5	-975.5	-976.5	-977.5	-978.5	-979.5	-980.5	-981.5	-982.5	-983.5	-984.5	-985.5	-986.5	-987.5	-988.5	-989.5	-990.5	-991.5	-992.5	-993.5	-994.5	-995.5	-996.5	-997.5	-998.5	-999.5	-1000.5
-----------	-----	-----	-----	-----	-----	-----	---	------	------	------	------	------	------	------	------	------	------	-------	-------	-------	-------	-------	-------	-------	-------	-------	-------	-------	-------	-------	-------	-------	-------	-------	-------	-------	-------	-------	-------	-------	-------	-------	-------	-------	-------	-------	-------	-------	-------	-------	-------	-------	-------	-------	-------	-------	-------	-------	-------	-------	-------	-------	-------	-------	-------	-------	-------	-------	-------	-------	-------	-------	-------	-------	-------	-------	-------	-------	-------	-------	-------	-------	-------	-------	-------	-------	-------	-------	-------	-------	-------	-------	-------	-------	-------	-------	-------	-------	-------	-------	-------	-------	-------	-------	-------	-------	-------	--------	--------	--------	--------	--------	--------	--------	--------	--------	--------	--------	--------	--------	--------	--------	--------	--------	--------	--------	--------	--------	--------	--------	--------	--------	--------	--------	--------	--------	--------	--------	--------	--------	--------	--------	--------	--------	--------	--------	--------	--------	--------	--------	--------	--------	--------	--------	--------	--------	--------	--------	--------	--------	--------	--------	--------	--------	--------	--------	--------	--------	--------	--------	--------	--------	--------	--------	--------	--------	--------	--------	--------	--------	--------	--------	--------	--------	--------	--------	--------	--------	--------	--------	--------	--------	--------	--------	--------	--------	--------	--------	--------	--------	--------	--------	--------	--------	--------	--------	--------	--------	--------	--------	--------	--------	--------	--------	--------	--------	--------	--------	--------	--------	--------	--------	--------	--------	--------	--------	--------	--------	--------	--------	--------	--------	--------	--------	--------	--------	--------	--------	--------	--------	--------	--------	--------	--------	--------	--------	--------	--------	--------	--------	--------	--------	--------	--------	--------	--------	--------	--------	--------	--------	--------	--------	--------	--------	--------	--------	--------	--------	--------	--------	--------	--------	--------	--------	--------	--------	--------	--------	--------	--------	--------	--------	--------	--------	--------	--------	--------	--------	--------	--------	--------	--------	--------	--------	--------	--------	--------	--------	--------	--------	--------	--------	--------	--------	--------	--------	--------	--------	--------	--------	--------	--------	--------	--------	--------	--------	--------	--------	--------	--------	--------	--------	--------	--------	--------	--------	--------	--------	--------	--------	--------	--------	--------	--------	--------	--------	--------	--------	--------	--------	--------	--------	--------	--------	--------	--------	--------	--------	--------	--------	--------	--------	--------	--------	--------	--------	--------	--------	--------	--------	--------	--------	--------	--------	--------	--------	--------	--------	--------	--------	--------	--------	--------	--------	--------	--------	--------	--------	--------	--------	--------	--------	--------	--------	--------	--------	--------	--------	--------	--------	--------	--------	--------	--------	--------	--------	--------	--------	--------	--------	--------	--------	--------	--------	--------	--------	--------	--------	--------	--------	--------	--------	--------	--------	--------	--------	--------	--------	--------	--------	--------	--------	--------	--------	--------	--------	--------	--------	--------	--------	--------	--------	--------	--------	--------	--------	--------	--------	--------	--------	--------	--------	--------	--------	--------	--------	--------	--------	--------	--------	--------	--------	--------	--------	--------	--------	--------	--------	--------	--------	--------	--------	--------	--------	--------	--------	--------	--------	--------	--------	--------	--------	--------	--------	--------	--------	--------	--------	--------	--------	--------	--------	--------	--------	--------	--------	--------	--------	--------	--------	--------	--------	--------	--------	--------	--------	--------	--------	--------	--------	--------	--------	--------	--------	--------	--------	--------	--------	--------	--------	--------	--------	--------	--------	--------	--------	--------	--------	--------	--------	--------	--------	--------	--------	--------	--------	--------	--------	--------	--------	--------	--------	--------	--------	--------	--------	--------	--------	--------	--------	--------	--------	--------	--------	--------	--------	--------	--------	--------	--------	--------	--------	--------	--------	--------	--------	--------	--------	--------	--------	--------	--------	--------	--------	--------	--------	--------	--------	--------	--------	--------	--------	--------	--------	--------	--------	--------	--------	--------	--------	--------	--------	--------	--------	--------	--------	--------	--------	--------	--------	--------	--------	--------	--------	--------	--------	--------	--------	--------	--------	--------	--------	--------	--------	--------	--------	--------	--------	--------	--------	--------	--------	--------	--------	--------	--------	--------	--------	--------	--------	--------	--------	--------	--------	--------	--------	--------	--------	--------	--------	--------	--------	--------	--------	--------	--------	--------	--------	--------	--------	--------	--------	--------	--------	--------	--------	--------	--------	--------	--------	--------	--------	--------	--------	--------	--------	--------	--------	--------	--------	--------	--------	--------	--------	--------	--------	--------	--------	--------	--------	--------	--------	--------	--------	--------	--------	--------	--------	--------	--------	--------	--------	--------	--------	--------	--------	--------	--------	--------	--------	--------	--------	--------	--------	--------	--------	--------	--------	--------	--------	--------	--------	--------	--------	--------	--------	--------	--------	--------	--------	--------	--------	--------	--------	--------	--------	--------	--------	--------	--------	--------	--------	--------	--------	--------	--------	--------	--------	--------	--------	--------	--------	--------	--------	--------	--------	--------	--------	--------	--------	--------	--------	--------	--------	--------	--------	--------	--------	--------	--------	--------	--------	--------	--------	--------	--------	--------	--------	--------	--------	--------	--------	--------	--------	--------	--------	--------	--------	--------	--------	--------	--------	--------	--------	--------	--------	--------	--------	--------	--------	--------	--------	--------	--------	--------	--------	--------	--------	--------	--------	--------	--------	--------	--------	--------	--------	--------	--------	--------	--------	--------	--------	--------	--------	--------	--------	--------	--------	--------	--------	--------	--------	--------	--------	--------	--------	--------	--------	--------	--------	--------	--------	--------	--------	--------	--------	--------	--------	--------	--------	--------	--------	--------	--------	--------	--------	--------	--------	--------	--------	--------	--------	--------	--------	--------	--------	--------	--------	--------	--------	--------	--------	--------	--------	--------	--------	--------	--------	--------	--------	--------	--------	--------	--------	--------	--------	--------	--------	--------	--------	--------	--------	--------	--------	--------	--------	--------	--------	--------	--------	--------	--------	--------	--------	--------	--------	--------	--------	--------	--------	--------	--------	--------	--------	--------	--------	--------	--------	--------	--------	--------	--------	--------	--------	--------	--------	--------	--------	--------	--------	--------	--------	--------	--------	--------	--------	--------	--------	--------	--------	--------	--------	--------	--------	--------	--------	--------	--------	--------	--------	--------	--------	--------	--------	--------	--------	--------	--------	--------	--------	--------	--------	--------	--------	--------	--------	--------	--------	--------	--------	--------	--------	--------	--------	--------	--------	--------	--------	--------	--------	--------	--------	--------	--------	--------	--------	--------	--------	--------	--------	--------	--------	--------	--------	--------	--------	--------	--------	--------	--------	--------	--------	--------	--------	--------	--------	--------	--------	--------	--------	--------	--------	--------	--------	--------	--------	--------	--------	--------	--------	--------	--------	--------	--------	--------	--------	--------	---------

C Section	5.5	-4	-0.201	-0.110	-0.338	-0.090	-0.270	-0.326	-0.289	-0.343	-0.270	-0.211	-0.283	-0.335	-0.234	-0.184	-0.202	-0.236
	5.5	-4	-0.259	-0.258	-0.325	-0.120	-0.273	-0.346	-0.285	-0.346	-0.252	-0.211	-0.337	-0.346	-0.232	-0.184	-0.202	-0.236
	5.5	-6	-0.259	-0.287	-0.331	-0.125	-0.273	-0.346	-0.285	-0.346	-0.252	-0.211	-0.337	-0.346	-0.232	-0.184	-0.202	-0.236
	2	-6	-0.259	-0.287	-0.331	-0.125	-0.273	-0.346	-0.285	-0.346	-0.252	-0.211	-0.337	-0.346	-0.232	-0.184	-0.202	-0.236
	0	-6	-0.260	-0.272	-0.319	-0.119	-0.272	-0.319	-0.260	-0.319	-0.272	-0.319	-0.260	-0.319	-0.272	-0.319	-0.260	-0.319
	-2	-6	-0.269	-0.288	-0.325	-0.125	-0.270	-0.320	-0.269	-0.325	-0.270	-0.320	-0.269	-0.325	-0.270	-0.320	-0.269	-0.325
	-3.5	-6	-0.269	-0.287	-0.342	-0.125	-0.270	-0.320	-0.269	-0.342	-0.270	-0.320	-0.269	-0.342	-0.270	-0.320	-0.269	-0.342
	-4.5	-6	-0.280	-0.284	-0.344	-0.120	-0.270	-0.320	-0.280	-0.344	-0.270	-0.320	-0.280	-0.344	-0.270	-0.320	-0.280	-0.344
	4.5	-7	-0.320	-0.288	-0.342	-0.125	-0.270	-0.320	-0.320	-0.342	-0.270	-0.320	-0.320	-0.342	-0.270	-0.320	-0.320	-0.342
	3.5	-7	-0.311	-0.299	-0.365	-0.134	-0.270	-0.320	-0.311	-0.365	-0.270	-0.320	-0.311	-0.365	-0.270	-0.320	-0.311	-0.365
A Mirror	5	-10	-0.396	-0.338	-0.382	-0.149	-0.302	-0.356	-0.450	-0.445	-0.403	-0.354	-0.420	-0.437	-0.442	-0.318	-0.323	-0.408
	3	-10	-0.396	-0.338	-0.382	-0.149	-0.302	-0.356	-0.450	-0.445	-0.403	-0.354	-0.420	-0.437	-0.442	-0.318	-0.323	-0.408
	5	-10	-0.394	-0.319	-0.365	-0.129	-0.297	-0.349	-0.426	-0.450	-0.415	-0.369	-0.401	-0.415	-0.416	-0.303	-0.318	-0.401
	3	-10	-0.394	-0.319	-0.365	-0.129	-0.297	-0.349	-0.426	-0.450	-0.415	-0.369	-0.401	-0.415	-0.416	-0.303	-0.318	-0.401
	5	-12	-0.417	-0.358	-0.405	-0.149	-0.302	-0.356	-0.450	-0.450	-0.415	-0.369	-0.401	-0.415	-0.416	-0.303	-0.318	-0.401
	3	-12	-0.417	-0.358	-0.405	-0.149	-0.302	-0.356	-0.450	-0.450	-0.415	-0.369	-0.401	-0.415	-0.416	-0.303	-0.318	-0.401
	5	-14	-0.394	-0.304	-0.378	-0.149	-0.302	-0.356	-0.450	-0.450	-0.415	-0.369	-0.401	-0.415	-0.416	-0.303	-0.318	-0.401
	5	-14	-0.394	-0.304	-0.378	-0.149	-0.302	-0.356	-0.450	-0.450	-0.415	-0.369	-0.401	-0.415	-0.416	-0.303	-0.318	-0.401
	5	-16	-0.322	-0.283	-0.346	-0.120	-0.270	-0.320	-0.322	-0.346	-0.270	-0.320	-0.322	-0.346	-0.270	-0.320	-0.322	-0.346
	5	-16	-0.322	-0.283	-0.346	-0.120	-0.270	-0.320	-0.322	-0.346	-0.270	-0.320	-0.322	-0.346	-0.270	-0.320	-0.322	-0.346
D Mirror	5	-10	-0.396	-0.338	-0.382	-0.149	-0.302	-0.356	-0.450	-0.445	-0.403	-0.354	-0.420	-0.437	-0.442	-0.318	-0.323	-0.408
	3	-10	-0.396	-0.338	-0.382	-0.149	-0.302	-0.356	-0.450	-0.445	-0.403	-0.354	-0.420	-0.437	-0.442	-0.318	-0.323	-0.408
	5	-10	-0.394	-0.319	-0.365	-0.129	-0.297	-0.349	-0.426	-0.450	-0.415	-0.369	-0.401	-0.415	-0.416	-0.303	-0.318	-0.401
	3	-10	-0.394	-0.319	-0.365	-0.129	-0.297	-0.349	-0.426	-0.450	-0.415	-0.369	-0.401	-0.415	-0.416	-0.303	-0.318	-0.401
	5	-12	-0.417	-0.358	-0.405	-0.149	-0.302	-0.356	-0.450	-0.450	-0.415	-0.369	-0.401	-0.415	-0.416	-0.303	-0.318	-0.401
	3	-12	-0.417	-0.358	-0.405	-0.149	-0.302	-0.356	-0.450	-0.450	-0.415	-0.369	-0.401	-0.415	-0.416	-0.303	-0.318	-0.401
	5	-14	-0.394	-0.304	-0.378	-0.149	-0.302	-0.356	-0.450	-0.450	-0.415	-0.369	-0.401	-0.415	-0.416	-0.303	-0.318	-0.401
	5	-14	-0.394	-0.304	-0.378	-0.149	-0.302	-0.356	-0.450	-0.450	-0.415	-0.369	-0.401	-0.415	-0.416	-0.303	-0.318	-0.401
	5	-16	-0.322	-0.283	-0.346	-0.120	-0.270	-0.320	-0.322	-0.346	-0.270	-0.320	-0.322	-0.346	-0.270	-0.320	-0.322	-0.346
	5	-16	-0.322	-0.283	-0.346	-0.120	-0.270	-0.320	-0.322	-0.346	-0.270	-0.320	-0.322	-0.346	-0.270	-0.320	-0.322	-0.346

X		Y		Area		WIND - COEFFICIENT OF PRESSURES																		
3.5	4	5	6	7	8	9	10	11	12	13	14	15	16	17	18									
0.0087	-0.5890	-0.4149	-0.3484	-0.3494	-0.4618	-0.4075	-0.4748	-0.4531	-0.4871	-0.5800	-0.4797	-0.4845	-0.5254	-0.4522	-0.4283	-0.4419								
0.0139	-0.4475	-0.4149	-0.3574	-0.3544	-0.4587	-0.4127	-0.4685	-0.4458	-0.4724	-0.5408	-0.4647	-0.4688	-0.5360	-0.4540	-0.4295	-0.4420								
0.0202	-0.4705	-0.4259	-0.3684	-0.3394	-0.4515	-0.4178	-0.4447	-0.4578	-0.4722	-0.5654	-0.4687	-0.4693	-0.5380	-0.4545	-0.4295	-0.4420								
0.0087	-0.4475	-0.4149	-0.3684	-0.3394	-0.4515	-0.4178	-0.4447	-0.4578	-0.4722	-0.5654	-0.4687	-0.4693	-0.5380	-0.4545	-0.4295	-0.4420								
0.0087	-0.4475	-0.4149	-0.3684	-0.3394	-0.4515	-0.4178	-0.4447	-0.4578	-0.4722	-0.5654	-0.4687	-0.4693	-0.5380	-0.4545	-0.4295	-0.4420								
0.0087	-0.4475	-0.4149	-0.3684	-0.3394	-0.4515	-0.4178	-0.4447	-0.4578	-0.4722	-0.5654	-0.4687	-0.4693	-0.5380	-0.4545	-0.4295	-0.4420								
0.0087	-0.4475	-0.4149	-0.3684	-0.3394	-0.4515	-0.4178	-0.4447	-0.4578	-0.4722	-0.5654	-0.4687	-0.4693	-0.5380	-0.4545	-0.4295	-0.4420								
0.0087	-0.4475	-0.4149	-0.3684	-0.3394	-0.4515	-0.4178	-0.4447	-0.4578	-0.4722	-0.5654	-0.4687	-0.4693	-0.5380	-0.4545	-0.4295	-0.4420								
0.0087	-0.4475	-0.4149	-0.3684	-0.3394	-0.4515	-0.4178	-0.4447	-0.4578	-0.4722	-0.5654	-0.4687	-0.4693	-0.5380	-0.4545	-0.4295	-0.4420								
0.0087	-0.4475	-0.4149	-0.3684	-0.3394	-0.4515	-0.4178	-0.4447	-0.4578	-0.4722	-0.5654	-0.4687	-0.4693	-0.5380	-0.4545	-0.4295	-0.4420								
0.0087	-0.4475	-0.4149	-0.3684	-0.3394	-0.4515	-0.4178	-0.4447	-0.4578	-0.4722	-0.5654	-0.4687	-0.4693	-0.5380	-0.4545	-0.4295	-0.4420								
0.0087	-0.4475	-0.4149	-0.3684	-0.3394	-0.4515	-0.4178	-0.4447	-0.4578	-0.4722	-0.5654	-0.4687	-0.4693	-0.5380	-0.4545	-0.4295	-0.4420								
0.0087	-0.4475	-0.4149	-0.3684	-0.3394	-0.4515	-0.4178	-0.4447	-0.4578	-0.4722	-0.5654	-0.4687	-0.4693	-0.5380	-0.4545	-0.4295	-0.4420								
0.0087	-0.4475	-0.4149	-0.3684	-0.3394	-0.4515	-0.4178	-0.4447	-0.4578	-0.4722	-0.5654	-0.4687	-0.4693	-0.5380	-0.4545	-0.4295	-0.4420								
0.0087	-0.4475	-0.4149	-0.3684	-0.3394	-0.4515	-0.4178	-0.4447	-0.4578	-0.4722	-0.5654	-0.4687	-0.4693	-0.5380	-0.4545	-0.4295	-0.4420								
0.0087	-0.4475	-0.4149	-0.3684	-0.3394	-0.4515	-0.4178	-0.4447	-0.4578	-0.4722	-0.5654	-0.4687	-0.4693	-0.5380	-0.4545	-0.4295	-0.4420								
0.0087	-0.4475	-0.4149	-0.3684	-0.3394	-0.4515	-0.4178	-0.4447	-0.4578	-0.4722	-0.5654	-0.4687	-0.4693	-0.5380	-0.4545	-0.4295	-0.4420								
0.0087	-0.4475	-0.4149	-0.3684	-0.3394	-0.4515	-0.4178	-0.4447	-0.4578	-0.4722	-0.5654	-0.4687	-0.4693	-0.5380	-0.4545	-0.4295	-0.4420								
0.0087	-0.4475	-0.4149	-0.3684	-0.3394	-0.4515	-0.4178	-0.4447	-0.4578	-0.4722	-0.5654	-0.4687	-0.4693	-0.5380	-0.4545	-0.4295	-0.4420								
0.0087	-0.4475	-0.4149	-0.3684	-0.3394	-0.4515	-0.4178	-0.4447	-0.4578	-0.4722	-0.5654	-0.4687	-0.4693	-0.5380	-0.4545	-0.4295	-0.4420								
0.0087	-0.4475	-0.4149	-0.3684	-0.3394	-0.4515	-0.4178	-0.4447	-0.4578	-0.4722	-0.5654	-0.4687	-0.4693	-0.5380	-0.4545	-0.4295	-0.4420								
0.0087	-0.4475	-0.4149	-0.3684	-0.3394	-0.4515	-0.4178	-0.4447	-0.4578	-0.4722	-0.5654	-0.4687	-0.4693	-0.5380	-0.4545	-0.4295	-0.4420								
0.0087	-0.4475	-0.4149	-0.3684	-0.3394	-0.4515	-0.4178	-0.4447	-0.4578	-0.4722	-0.5654	-0.4687	-0.4693	-0.5380	-0.4545	-0.4295	-0.4420								
0.0087	-0.4475	-0.4149	-0.3684	-0.3394	-0.4515	-0.4178	-0.4447	-0.4578	-0.4722	-0.5654	-0.4687	-0.4693	-0.5380	-0.4545	-0.4295	-0.4420								
0.0087	-0.4475	-0.4149	-0.3684	-0.3394	-0.4515	-0.4178	-0.4447	-0.4578	-0.4722	-0.5654	-0.4687	-0.4693	-0.5380	-0.4545	-0.4295	-0.4420								
0.0087	-0.4475	-0.4149	-0.3684	-0.3394	-0.4515	-0.4178	-0.4447	-0.4578	-0.4722	-0.5654	-0.4687	-0.4693	-0.5380	-0.4545	-0.4295	-0.4420								
0.0087	-0.4475	-0.4149	-0.3684	-0.3394	-0.4515	-0.4178	-0.4447	-0.4578	-0.4722	-0.5654	-0.4687	-0.4693	-0.5380	-0.4545	-0.4295	-0.4420								
0.0087	-0.4475	-0.4149	-0.3684	-0.3394	-0.4515	-0.4178	-0.4447	-0.4578	-0.4722	-0.5654	-0.4687	-0.4693	-0.5380	-0.4545	-0.4295	-0.4420								
0.0087	-0.4475	-0.4149	-0.3684	-0.3394	-0.4515	-0.4178	-0.4447	-0.4578	-0.4722	-0.5654	-0.4687	-0.4693	-0.5380	-0.4545	-0.4295	-0.4420								
0.0087	-0.4475	-0.4149	-0.3684	-0.3394	-0.4515	-0.4178	-0.4447	-0.4578	-0.4722	-0.5654	-0.4687	-0.4693	-0.5380	-0.4545	-0.4295	-0.4420								
0.0087	-0.4475	-0.4149	-0.3684	-0.3394	-0.4515	-0.4178	-0.4447	-0.4578	-0.4722	-0.5654	-0.4687	-0.4693	-0.5380	-0.4545	-0.4295	-0.4420								
0.0087	-0.4475	-0.4149	-0.3684	-0.3394	-0.4515	-0.4178	-0.4447	-0.4578	-0.4722	-0.5654	-0.4687	-0.4693	-0.5380	-0.4545	-0.4295	-0.4420								
0.0087	-0.4475	-0.4149	-0.3684	-0.3394	-0.4515	-0.4178	-0.4447	-0.4578	-0.4722	-0.5654	-0.4687	-0.4693	-0.5380	-0.4545	-0.4295	-0.4420								
0.0087	-0.4475	-0.4149	-0.3684	-0.3394	-0.4515	-0.4178	-0.4447	-0.4578	-0.4722	-0.5654	-0.4687	-0.4693	-0.5380	-0.4545	-0.4295	-0.4420								
0.0087	-0.4475	-0.4149	-0.3684	-0.3394	-0.4515	-0.4178	-0.4447	-0.4578	-0.4722	-0.5654	-0.4687	-0.4693	-0.5380	-0.4545	-0.4295	-0.4420								
0.0087	-0.4475	-0.4149	-0.3684	-0.3394	-0.4515	-0.4178	-0.4447	-0.4578	-0.4722	-0.5654	-0.4687	-0.4693	-0.5380	-0.4545	-0.4295	-0.4420								
0.0087	-0.4475	-0.4149	-0.3684	-0.3394	-0.4515	-0.4178	-0.4447	-0.4578	-0.4722	-0.5654	-0.4687	-0.4693	-0.5380	-0.4545	-0.4295	-0.4420								
0.0087	-0.4475	-0.4149	-0.3684	-0.3394	-0.4515	-0.4178	-0.4447	-0.4578	-0.4722	-0.5654	-0.4687	-0.4693	-0.5380	-0.4545	-0.4295	-0.4420								
0.0087	-0.4475	-0.4149	-0.3684	-0.3394	-0.4515	-0.4178	-0.4447	-0.4578	-0.4722	-0.5654	-0.4687	-0.4693	-0.5380	-0.4545	-0.4295	-0.4420								
0.0087	-0.4475	-0.4149	-0.3684	-0.3394	-0.4515	-0.4178	-0.4447	-0.4578	-0.4722	-0.5654	-0.4687	-0.4693	-0.5380	-0.4545	-0.4295	-0.4420								
0.0087	-0.4475	-0.4149	-0.3684	-0.3394	-0.4515	-0.4178	-0.4447	-0.4578	-0.4722	-0.5654	-0.4687	-0.4693	-0.5380	-0.4545	-0.4295	-0.4420								
0.0087	-0.4475	-0.4149	-0.3684	-0.3394	-0.4515	-0.4178	-0.4447	-0.4578	-0.4722	-0.5654	-0.4687	-0.4693	-0.5380	-0.4545	-0.4295	-0.4420								
0.0087	-0.4475	-0.4149	-0.3684	-0.3394	-0.4515	-0.4178	-0.4447	-0.4578	-0.4722	-0.5654	-0.4687	-0.4693	-0.5380	-0.4545	-0.4295	-0.4420								
0.0087	-0.4475	-0.4149	-0.3684	-0.3394	-0.4515	-0.4178	-0.4447	-0.4578	-0.4722	-0.5654	-0.4687	-0.4693	-0.5380	-0.4545	-0.4295	-0.4420								
0.0087	-0.4475	-0.4149	-0.3684	-0.3394	-0.4515	-0.4178	-0.4447	-0.4578	-0.4722	-0.5654	-0.4687	-0.4693	-0.5380	-0.4545	-0.4295	-0.4420								
0.0087	-0.4475	-0.4149	-0.3684	-0.3394	-0.4515	-0.4178	-0.4447	-0.4578	-0.4722	-0.5654	-0.4687	-0.4693	-0.5380	-0.4545	-0.4295	-0.4420								
0.0087	-0.4475	-0.4149	-0.3684	-0.3394	-0.4515	-0.4178	-0.4447	-0.4578	-0.4722	-0.5654	-0.4687	-0.4693	-0.5380	-0.4545	-0.4295	-0.4420								
0.0087	-0.4475	-0.4149	-0.3684	-0.3394	-0.4515	-0.4178	-0.4447	-0.4578	-0.4722	-0.5654	-0.4687	-0.4693	-0.5380	-0.4545	-0.4295	-0.4420								
0.0087	-0.4475	-0.4149	-0.3684	-0.3394	-0.4515	-0.4178	-0.4447	-0.4578	-0.4722	-0.5654	-0.4687	-0.4693	-0.5380	-0.4545	-0.4295	-0.4420								
0.0087	-0.4475	-0.4149	-0.3684	-0.3394	-0.4515	-0.4178	-0.4447	-0.4578	-0.4722	-0.5654	-0.4687	-0.4693	-0.5380	-0.4545	-0.4295	-0.4420								
0.0087	-0.4475	-0.4149	-0.3684	-0.3394	-0.4515	-0.4178	-0.4447	-0.4578	-0.4722	-0.5654	-0.4687	-0.4693	-0.5380	-0.4545	-0.4295	-0.4420								
0.0087	-0.4475	-0.4149	-0.3684	-0.3394	-0.4515	-0.4178	-0.4447	-0.4578	-0.4722	-0.5654	-0.4687	-0.4693	-0.5380	-0.4545	-0.4295	-0.4420								
0.0087	-0.4475	-0.4149	-0.3684	-0.3394	-0.4515	-0.4178	-0.4447	-0.4578	-0.4722	-0.5654	-0.4687	-0.4693	-0.5380	-0.4545	-0.4295	-0.4420								
0.0087	-0.4475	-0.4149	-0.3684	-0.3394	-0.4515	-0.4178	-0.4447	-0.4578	-0.4722	-0.5654	-0.4687	-0.4693	-0.5380	-0.4545	-0.4295	-0.4420								
0.0087	-0.4475	-0.4149	-0.3684	-0.3394	-0.4515	-0.4178	-0.4447	-0.4578	-0.4722	-0.5654	-0.4687	-0.4693	-0.5380	-0.4545	-0.4295	-0.4420								
0.0087	-0.4475	-0.4149	-0.3684	-0.3394	-0.4515	-0.4178	-0.4447	-0.4578	-0.4722	-0.5654	-0.4687	-0.4693	-0.5380	-0.4545	-0.4295	-0.4420								
0.0087	-0.4475	-0.4149	-0.3684	-0.3394	-0.4515	-0.4178	-0.4447	-0.4578	-0.4722	-0.5654	-0.4687	-0.4693	-0.5380	-0.4545	-0.4295	-0.4420								
0.0087	-0.4475	-0.4149	-0.3684	-0.3394	-0.4515	-0.4178	-0.4447	-0.4578	-0.4722	-0.5654	-0.4687	-0.4693	-0.5380	-0.4545	-0.4295	-0.4420								
0.0087	-0.4475	-0.4149	-0.3684	-0.3394	-0.4515	-0.4178	-0.4447	-0.4578	-0.4722	-0.5654	-0.4687	-0.4693	-0.5380	-0.4545	-0.4295	-0.4420								
0.0087	-0.4475	-0.4149	-0.3684	-0.3394	-0.4515	-0.4178	-0.4447	-0.4578	-0.4722	-0.5654	-0.4687	-0.4693	-0.5380	-0.4545	-0.4295	-0.4420								
0.0087	-0.4475	-0.4149	-0.3684	-0.3394	-0.4515	-0.4178	-0.4447	-0.4578	-0.4722	-0.5654	-0.4687	-0.4693	-0.5380	-0.4545	-0.4295	-0.4420								
0.0087	-0.4475	-0.4149	-0.3684	-0.3394	-0.4515	-0.4178	-0.4447	-0.4578	-0.4722	-0.5654	-0.4687	-0.4693	-0.5380	-0.4545	-0.4295	-0.4420								
0.0087	-0.4475	-0.4149	-0.3684	-0.3394	-0.4515	-0.4178	-0.4447	-0.4578	-0.4722	-0.5654	-0.4687	-0.4693	-0.5380	-0.4545	-0.4295	-0.4420								
0.0087	-0.4475	-0.4149	-0.3684	-0.3394	-0.4515	-0.4178	-0.4447	-0.4578	-0.4722	-0.5654	-0.4687	-0.4693	-0.5380	-0.4545	-0.4295	-0.4420								

59

APPENDIX C. MATLAB GRAPHICS PROGRAMS

This section contains the MATLAB programs that transformed the Microsoft Excel spreadsheet data into the color pressure contour charts. These programs were written by Professor Howard to maximize the visualization of the collected data. A summary of these MATLAB programs follows:

1. 'conplot'plots fairing, window & color pressure contours
2. 'dots'plots fairing, window & port positions
3. 'fairing_plot'data file for fairing plot
4. 'window' data file for window plot
5. 'data824'data file of C_p 's for 'conplot'

The data file (e.g. 'data824') changed periodically as data reduction matured. The '824' portion of the filename referred to the date 24 August 1999, the date of the latest reduced data. The MATLAB codes for the 'conplot' and 'dots' programs are presented in the following two pages.

MATLAB PROGRAM 'CONPLOT'

```
load data824.m -ASCII
a = data824;
x = a(:,1);
y = a(:,2);
for i = 1:18
z = a(:,i+2);
xlin = linspace(min(x),max(x),100);
ylin = linspace(min(y),max(y),100);
[X,Y] = meshgrid(xlin,ylin);
Z = griddata(x,y,z,X,Y,'cubic');
contour(X,Y,Z,15)
caxis([-0.6 0.1])
colorbar
%axis off
%
hold on
load fairing_plot.m -ASCII
b = fairing_plot;
x2 = b(:,1)/2;
y2 = b(:,2)/2;
plot(x2,y2,'k')
xlabel('Model Dimension, inches')
ylabel('Model Dimension, inches')
title('Pressure Coefficients')
load window.m -ASCII
a3 = window;
x3 = a3(:,1);
y3 = a3(:,2);
x3 = x3/2;
y3 = y3/2;
plot(x3,y3,'k')
%axis ([-15 15 -30 25])
%axis equal
axis ([-30 30 -30 30])
hold off
%
%axis off
figure
end
```

MATLAB PROGRAM 'DOTS'

```
load data824.m -ASCII
a = data824;
x = a(:,1);
y = a(:,2);
plot(x,y,'.')
axis ([-30 30 -30 30])
axis equal
%
hold on
load fairing_plot.m -ASCII
b = fairing_plot;
x2 = b(:,1)/2;
y2 = b(:,2)/2;
plot(x2,y2,'k')
xlabel('Model Dimension, inches')
ylabel('Model Dimension, inches')
title('Pressure Port Locations')
load window.m -ASCII
a3 = window;
x3 = a3(:,1);
y3 = a3(:,2);
x3 = x3/2;
y3 = y3/2;
plot(x3,y3,'k')
%%axis equal
hold off
```


LIST OF REFERENCES

1. Komerath, H.M., Ahuja, K.K., and Chambers, F.W., "Prediction and Measurement of Flows Over Cavities – A Survey," AIAA Paper 87-0166, January, 1987.
2. Nestor, Duane E., "Calibration of the Naval Postgraduate School 3.5' X 5.0' Academic Wind Tunnel," Master's Thesis, Naval Postgraduate School, Monterey, California, September 1990.
3. Baldocchi, Robert L., "Modification and Calibration of the Naval Postgraduate School Academic Wind Tunnel," Master's Thesis, Naval Postgraduate School, Monterey, California, December 1992.
4. Bertin, John J., and Smith, Michael L., *Aerodynamics for Engineers*, Third Edition, Prentice Hall, 1998.
5. Greco, Philip A., "Turbine Performance Mapping of the Space-Shuttle Main Engine High-Pressure Fuel Turbopump," Master's Thesis, Naval Postgraduate School, Monterey, California, September, 1995.
6. Pope, Alan, and Rae, William H. Jr., *Low-Speed Wind Tunnel Testing*, Second Edition, Wiley-Interscience, 1984.

INITIAL DISTRIBUTION LIST

	No. of Copies
1. Defense Technical Information Center.....	2
8725 John J. Kingman Rd., STE 0944	
Ft. Belvoir, VA 22060-6218	
2. Dudley Knox Library	2
Naval Postgraduate School	
411 Dyer Rd.	
Monterey, CA 93943-5101	
3. Department Chairman, Code AA	1
Department of Aeronautics and Astronautics	
Naval Postgraduate School	
699 Dyer Road, Rm. 137	
Monterey, CA 93943-5107	
4. Dr. Richard M. Howard, Code AA/HO.....	5
Department of Aeronautics and Astronautics	
Naval Postgraduate School	
Monterey, CA 93943-5107	
5. Dr. Garth V. Hobson, Code AA/HG	1
Department of Aeronautics and Astronautics	
Naval Postgraduate School	
Monterey, CA 93943-5107	

6. W.R. Bolton 2
Exploratory Systems Department
Dept. 8120, MS 9104
Sandia National Laboratories
Livermore, CA 94551-0969
7. LCDR Scott Ferris 1
1417 Second St. #G-310
Coronado, CA 92118
8. LT Raymond O'Hare 1
1112 Leahy Rd.
Monterey, CA 93940