



**DoD 5010.15.1-M
BASIC VOLUME**

(CONSOLIDATED REPRINT)

STANDARDIZATION of WORK MEASUREMENT

Standard Time Data Application

P. F. & D. Allowances

Training

Glossary

***DOD Industrial & Management Engineering Forms
and Instructions For Use***

Master Index

**DISTRIBUTION STATEMENT A
Approved for Public Release
Distribution Unlimited**

BASIC VOLUME

**Reproduced From
Best Available Copy**

GENERAL GUIDANCE

DTIC QUALITY INSPECTED 4

June 1977

Reproduced from
best available copy.



19991217 115



DEPARTMENT OF DEFENSE
DEFENSE INDUSTRIAL RESOURCES SUPPORT OFFICE
CAMERON STATION
ALEXANDRIA, VIRGINIA 22314

CH 1
DoD 5010.15.1-M
BASIC VOLUME

1-750-472

15 Nov 77

CHANGE NO. 1
DOD 5010.15.1-M
BASIC VOLUME

STANDARDIZATION OF WORK MEASUREMENT

I. DoD 5010.15.1-M, Basic Volume, General Guidance, 13 June 1977 is changed as follows:


- A. Page S-35, Line 3, delete "three" and substitute "four".
- B. Page S-35, Supplement Number 3: Add the following sentence:

The Action Verb Index which is an alphabetical listing of the "title" line of the operation element description, sequenced by the verb, page D-1.

C. Supplement Number 3: Add pages D-1 through D-107 at the end of this supplement.

II. This change provides an administrative addition to this volume of a combined Verb Index.

III. This change sheet will be filed in front of the publication for reference purposes, after changes have been made.


RICHARD J. POWER
Director

For sale by the Superintendent of Documents, U.S. Government Printing Office
Washington, D.C. 20402

Stock No. 008-007-02929-1

Reproduced from
best available copy.





DEPARTMENT OF DEFENSE
DEFENSE INDUSTRIAL RESOURCES SUPPORT OFFICE
CAMERON STATION
ALEXANDRIA, VIRGINIA 22314

DDI 5010.15.1-N
BASIC VOLUME


13 Jun 77

FOREWORD

This manual is published under the authority of DoD Directive 5010.31, Productivity Enhancement, Measurement, and Evaluation - Policies and Responsibilities. It provides standard time data and guidelines for uniform application of various industrial/management engineering techniques. Maximum use of these guidelines and standard time data is mandatory at each Department of Defense activity where Labor Performance Standards are developed and applied.

All standard time data elements have been and will continue to be reviewed and approved by a Joint Service/Agency Standard Time Data Group prior to publication. The input of additional standard time data elements is essential to the expansion of the Program. Therefore, Command support at all levels is solicited to encourage the development and submission of supplemental standard time data.

The requirements for data input prescribed herein are assigned Report Control Symbol DD-I&L (AR) 1296.


RICHARD J. POWER
Director
Defense Industrial Resources
Support Office

This DoD supersedes DoD 5010.15.1-N, 6 Sep 73, and Change 1.

TABLE OF CONTENTS

	<u>PARAGRAPH</u>	<u>PAGE</u>
Chapter I - General		
Purpose	1.1	1
Scope	1.2	1
Background	1.3	1
Organization of the Manual	1.4	2
Chapter II - Coding, Description, and Use of DWMSTD		
General	2.1	5
Coding Structure	2.2	5
TMU Value	2.3	18
Operation/Element Description	2.4	18
Selecting and Applying DWMSTD	2.5	18
Chapter III - Maintaining the Program		
General	3.1	25
Input	3.2	25
Review	3.3	25
Microfiche Copies of DoD 5010.15.1-M, DWMSTDP Volumes	3.4	28
DoD Distribution Points for DWMSTDP Volumes	3.5	29
Purchase of DoD 5010.15.1-M Volumes by Other Agencies or Organizations	3.6	29
List of Illustrations		
Figure 1 - Sample Format of Standard Time Data		5
Figure 2 - Current List of Data Source Codes		6
Figure 3 - Arrangement of Occupational Categories by Code and Volume		10
Figure 4 - Occupational Code Breakdown for "Secretary" <u>201</u>		11
Figure 5 - Typical Occupation Codes		11
Figure 6 - Technique Indicator Codes		13
Figure 7 - Quality Indicator Codes		14
Figure 8 - Functional Indicator Codes		14
Figure 9 - Examples of Developer's Element Source Codes		15
Figure 10 - Codes for DWMSTDP Levels of Data		16
Figure 11 - TMU Conversion Table		18
Figure 12 - Example of Work Analysis		21
Figure 13 - Example of Element Selection Process		22
Figure 14 - AFLC Standard Time Data Computation Format		23
Figure 15 - NAVAIR Standard Time Data Format		24
Figure 16 - Flowchart-Processing Standard Time Data Elements		27
Figure 17 - DD Form 1922, DWMSTDP Input Coding and Instructions		A-I-3
Figure 18 - Example of Completed DD Form 1922, for Single TMU Value Element		A-I-13
Figure 19 - Example of Completed DD Form 1922, for Variable Case Element		A-I-14

TABLE OF CONTENTS

List of Illustrations (cont'd)	<u>PAGE</u>
Figure 20 - Example of Completed DD Form 1922, for Tabular Element	A-I-16
Figure 21 - Example of Completed DD Form 1922, for Tabular Element	A-I-18
Figure 22 - Example of Completed DD Form 1922, for a Constant - Variable Task Level Element	A-I-19
Figure 23 - Example of Completed DD Form 1922, for a Constant - Variable Task Level Element	A-I-22
 Appendixes	
I DD Form 1922, DWMSTDP Input Coding and Instructions	A-I-1
II Personal, Fatigue, and Delay Allowances	A-II-1
III Training	A-III-1
IV Glossary of Terms	A-IV-1
V Examples of a Standard Developed Utilizing the DWMSTDP	A-V-1
VI Standardized Industrial and Management Engineering Forms and Instructions for Their Use	A-VI-1
 Supplements	
1. Occupation Codes	S-1
2. Work Category Codes	S-27
3. DWMSTDP Master Index	S-35

CHAPTER I

GENERAL

1.1 Purpose

The purpose of this manual is to standardize instructions, guidance, methods, terminology and standard time data applicable to work measurement and the development of labor performance standards.

1.1.1 The use of this manual is intended to:

a. Maximize the productivity of industrial/management engineering personnel by providing a more rapid means of establishing labor performance standards and eliminating duplication in labor performance standards development.

b. Foster the increased use of engineered performance standards by making available standard time data of stated accuracy and reliability structured for maximum ease of application.

c. Promote appropriate application of more efficient methods of performing work.

d. Provide uniformity in labor performance standards development by standardizing the application of various work measurement techniques.

e. Facilitate communication by providing common terminology and definitions.

1.2 Scope

This manual applies to all Department of Defense activities involved in the development of labor performance standards.

1.3 Background

DoD Directive 5010.31, dated 4 August 1975 and DoD Instruction 5010.34, dated 4 August 1975 requires each DoD Component to sustain a program which ensures the appropriate use of work measurement techniques at each organizational level including the establishment and use of objectively derived labor performance standards.

One of the most effective means for establishing labor performance standards is through the use of standard time data.

1.3.1 Some standard time data, structured to individual requirements, was developed at activity and command levels within the Military Departments as a natural outgrowth of the use of work measurement. While this made possible the exchange of standard time data within a command or activity, it was not feasible to exchange this data among commands or activities due to differences in code structures and application methods.

DoD 5010.15.1-M
BASIC VOLUME

1.3.2 Recognizing that considerable benefits would be realized if existing standard time data could be effectively exchanged among all activities of the Department of Defense, the Defense Work Measurement Standard Time Data Program was established by DoD Directive 5010.15. This Directive has been superseded by DoDD 5010.31 and DoDI 5010.34. The requirement for Work Measurement remains unchanged.

1.3.3 It has long been recognized that there was a need for common management/industrial engineering terminology; for a standard method of computing the time allowed for personal necessities, fatigue, and delays; for standardized industrial and management engineering forms; and for developing uniform measures of evaluating observed performance. Many attempts have been made to resolve these needs but past efforts have succeeded only in standardizing within certain technical or functional areas on a piecemeal basis. This volume fulfills the need for a single source of this information.

1.4 Organization of the Manual

This manual is divided into a Basic Volume and ten Volumes of Standard Time Data.

1.4.1 Basic Volume - The basic volume consists of three Chapters and six Appendixes.

- a. Chapter I - General.
- b. Chapter II - Coding, Description and Use of DWMSTD.
- c. Chapter III - Maintaining the Program.
- d. Appendix I - DD Form 1922, DWMSTDP Input Coding and Instructions.
- e. Appendix II - Personal, Fatigue, and Delay Allowances.
- f. Appendix III - Training.
- g. Appendix IV - Glossary of Terms.
- h. Appendix V - Examples of DWMSTDP Application.
- i. Appendix VI - Standardized Industrial and Management Engineering Forms and Instructions For Use.

1.4.2 Standard Time Data Volumes - There are nine occupationally oriented volumes and one volume containing data of universal application.

- | | |
|------------|---|
| Volume I | - Professional, Technical Occupations |
| Volume II | - Clerical and Sales Occupations |
| Volume III | - Service Occupations |
| Volume IV | - Farming, Fishery, Forestry, and Related Occupations |
| Volume V | - Processing Occupations |
| Volume VI | - Machine Trades Occupations |

CHAPTER I

GENERAL

1.1 Purpose

The purpose of this manual is to standardize instructions, guidance, methods, terminology and standard time data applicable to work measurement and the development of labor performance standards.

1.1.1 The use of this manual is intended to:

- a. Maximize the productivity of industrial/management engineering personnel by providing a more rapid means of establishing labor performance standards and eliminating duplication in labor performance standards development.
- b. Foster the increased use of engineered performance standards by making available standard time data of stated accuracy and reliability structured for maximum ease of application.
- c. Promote appropriate application of more efficient methods of performing work.
- d. Provide uniformity in labor performance standards development by standardizing the application of various work measurement techniques.
- e. Facilitate communication by providing common terminology and definitions.

1.2 Scope

This manual applies to all Department of Defense activities involved in the development of labor performance standards.

1.3 Background

DoD Directive 5010.31, dated 4 August 1975 and DoD Instruction 5010.34, dated 4 August 1975 requires each DoD Component to sustain a program which ensures the appropriate use of work measurement techniques at each organizational level including the establishment and use of objectively derived labor performance standards.

One of the most effective means for establishing labor performance standards is through the use of standard time data.

1.3.1 Some standard time data, structured to individual requirements, was developed at activity and command levels within the Military Departments as a natural outgrowth of the use of work measurement. While this made possible the exchange of standard time data within a command or activity, it was not feasible to exchange this data among commands or activities due to differences in code structures and application methods.

DoD 5010.15.1-M
BASIC VOLUME

1.3.2 Recognizing that considerable benefits would be realized if existing standard time data could be effectively exchanged among all activities of the Department of Defense, the Defense Work Measurement Standard Time Data Program was established by DoD Directive 5010.15. This Directive has been superceded by DoDD 5010.31 and DoDI 5010.34. The requirement for Work Measurement remains unchanged.

1.3.3 It has long been recognized that there was a need for common management/industrial engineering terminology; for a standard method of computing the time allowed for personal necessities, fatigue, and delays; for standardized industrial and management engineering forms; and for developing uniform measures of evaluating observed performance. Many attempts have been made to resolve these needs but past efforts have succeeded only in standardizing within certain technical or functional areas on a piecemeal basis. This volume fulfills the need for a single source of this information.

1.4 Organization of the Manual

This manual is divided into a Basic Volume and ten Volumes of Standard Time Data.

1.4.1 Basic Volume - The basic volume consists of three Chapters and six Appendixes.

- a. Chapter I - General.
- b. Chapter II - Coding, Description and Use of DWMSTD.
- c. Chapter III - Maintaining the Program.
- d. Appendix I - DD Form 1922, DWMSTDP Input Coding and Instructions.
- e. Appendix II - Personal, Fatigue, and Delay Allowances.
- f. Appendix III - Training.
- g. Appendix IV - Glossary of Terms.
- h. Appendix V - Examples of DWMSTDP Application.
- i. Appendix VI - Standardized Industrial and Management Engineering Forms and Instructions For Use.

1.4.2 Standard Time Data Volumes - There are nine occupationally oriented volumes and one volume containing data of universal application.

- | | |
|------------|---|
| Volume I | - Professional, Technical Occupations |
| Volume II | - Clerical and Sales Occupations |
| Volume III | - Service Occupations |
| Volume IV | - Farming, Fishery, Forestry, and Related Occupations |
| Volume V | - Processing Occupations |
| Volume VI | - Machine Trades Occupations |

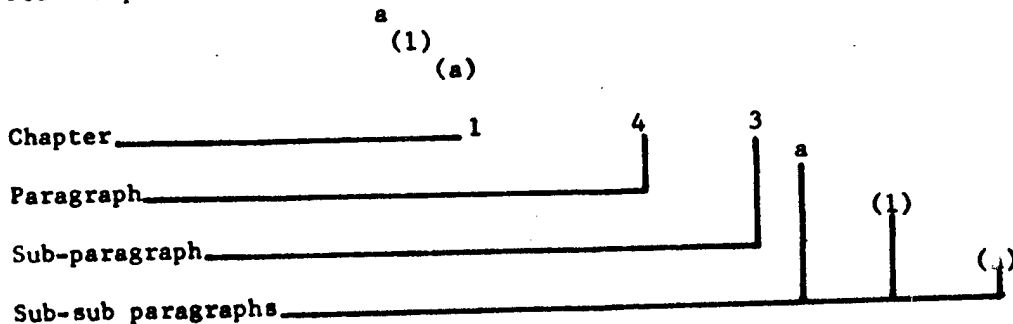
- Volume VII - Bench Work Occupations
- Volume VIII - Structural Work Occupations
- Volume IX - Miscellaneous Occupations (Materials Handling, Packaging, Transportation)
- Volume X - Universal Standard Time Data Applicable to Multi-Occupations

a. Organization - Each volume contains two parts, with Part one subdivided into two Chapters and Part Two subdivided into two Sections.

- (1) Part One - Guidance
 - (a) Chapter I - General Information
 - (b) Chapter II - Coding
- (2) Part Two - Standard Time Data Listing
 - (a) Section I - Indexes
 - (b) Section II - DWMSTDP Element Listing

1.4.3 Numbering System - The number of a particular paragraph indicates the Chapter and its subordination to a preceding paragraph.

For Example: Par. 1.4.3.



1.4.4 Table of Contents

The table of contents contained in each volume provides specific locations of information and data within that volume.

1.4.5 Standard Time Data Coding

The standard time data elements are coded to indicate the source, technical quality, group classifications, and specific conditions for application. The code is explained in detail in Chapter II of this Volume.

1.4.6 Maintenance of the Manual

a. Issuance and Maintenance

In coordination with the DoD components, the Director, Defense Industrial Resources Support Office (DIRSO) will issue and maintain this Manual in an updated condition.

b. Revisions

Revisions will be made as necessary and will be identified by volume, chapter, page, and number and date of change. Proposed revisions, with the exception of the data portions (Part Two, Volumes I through X) will be submitted through normal channels to the Defense Industrial Resources Support Office (DIRSO), Cameron Station, Alexandria, Virginia 22314. Proposed revisions to data contained in Part Two, Volumes I through X, or queries concerning backup information for elements contained therein will be submitted to DIRSO in accordance with the procedures in Chapter III of this volume through the channels specified by each Service/Agency.

c. Coordination

All revisions to this manual with the exception of the data portions (Part Two, Volumes I through X) require the same coordination as afforded the initial publication. Coordination procedures for Part Two, Volume I through X, are contained in paragraph 3.3 of this volume.

1.4.7 Relation to Other Directives

Any guidance contained in this manual which appears to be in conflict with other publications will be reported to the appropriate headquarters for resolution.

CHAPTER II

CODING, DESCRIPTION, AND USE OF
DEFENSE WORK MEASUREMENT STANDARD TIME DATA
(DWMSTD)

2.1 General

The Defense Work Measurement Standard Time Data Program (DWMSTDP) is designed for use in the development of labor performance standards. The ability to select standard time data elements and to relate them to the tasks or jobs being measured is inherent to work measurement analyst/technicians as a result of their basic training and experience in work measurement. This capability can also be attained or improved through specialized courses such as the Defense Work Methods and Standards, and Defense Work Measurement Standard Time Data Courses. The standard time data in this manual is presented in the format illustrated in Figure 1. This format is comprised of three major areas; the coding structure, the Time Measurement Unit (TMU) value, and the data description.

2.2 Coding Structure

The complete standard time data coding structure is composed of five separate data fields, each conveying specific information. The purpose of the code is to make possible the identification of each standard time data element and to permit either manual or computer application. The alpha-numeric code with mnemonic (memory jogging) qualities enables the user to more easily select data by:

- o Work group
- o Application level
- o Work operation
- o Unique work situation
- o Technique, accuracy, reliability and functional application

DEFENSE WORK MEASUREMENT STANDARD TIME DATA ELEMENTS						
DATA SOURCE	OCCUPATION	QUALITY	SOURCE CODE	DWSTOP ELEMENT	TMU VALUE	OPERATION/ELEMENT DESCRIPTION
PP	20J	TAL	BTYTXR	BTYCTX	VARIABLE	CARRIAGE TRAVEL TIME FOR MANUAL, ELECTRIC OR BALL TRAVEL ON IBM SELECTRIC TYPEWRITER PER INCH OF TRAVEL STARTS WITH TAB/CARRIAGE RETURN KEY DEPRESSED INCLUDES AUTOMATIC CARRIAGE/BALL TRAVEL PROCESS/MACHINE TIME ENDS WHEN CARRIAGE/BALL STOPS CONDITIONS-TMU VALUES REPRESENT ONE INCH OF BALL OR CARRIAGE TRAVEL CASE 01 MANUAL OR ELECTRIC 02 IBM SELECTRIC
PP	20J	NAL	BTYK01	BTYK01	4	KEY DEPRESS, CONTINUOUS TYPE PER STROKE STARTS WITH RELEASE OF PREVIOUS KEY OR SPACE BAR REACH, TOUCH, AND DEPRESS

Figure 1. Sample Format of Standard Time Data

MAJOR ORGANIZATIONAL ENTITY		SUBORDINATE ORGANIZATION		ACTIVITY
CODE		CODE		
A	Department of the Army (Includes Office of Civil Defense)	A	US Army Europe & Seventh Army	
		B	US Army, Japan	
		C	Eighth Army, Korea	
		D	US Army Forces Southern Command	
		E	US Army Training & Doctrine Command	
		F	US Army Materiel Develop- ment & Readiness Command	
		G	US Army Communications Command	
		H	Military Traffic Manage- ment Command	
		J	US Army Military District of Washington	
		L	US Army Computer Systems Command	
		M	US Military Academy	
		N	Chief of Engineers	
		P	The Surgeon General	
		R	US Army Forces Command	
		S	US Army Health Service Command	
		U	US Army Recruiting Command	
B	Defense Mapping Agency			
C	Defense Civil Preparedness Agency			
D	Office of Secretary of Defense & Asst. Secretaries	L	Manpower Reserve Affairs & Logistics	
E	Advanced Research Project Agency			

Figure 2 - Current List of Data Source Codes

MAJOR ORGANIZATIONAL ENTITY		SUBORDINATE ORGANIZATION		ACTIVITY	
CODE		CODE		CODE	
F	Dept. of the Air Force	F	Air Force Logistics Command (AFLC)	A	Headquarters, Air Force Logistics Command (AFLC)
				D	<u>Air Logistics Centers</u> Oklahoma City (OCALC)
				E	Ogden (OOALC)
				F	San Antonio (SAALC)
				H	Sacramento (SMALC)
				J	Warner Robins (WRALC)
				M	Military Airlift Storage & Disposition Center (MASDC)
				R	Aerospace Guidance & Meteorology Center (AGMC)
G	National Security Agency (NSA)				
H	Defense Nuclear Agency (DNA)				
J	Joint Chiefs of Staff (JCS)				
K	Defense Communication Agency (DCA)				
L	Defense Intelligence Agency (DIA)				

Figure 2 - Current List of Data Source Codes (Continued)

MAJOR ORGANIZATIONAL ENTITY		SUBORDINATE ORGANIZATION		ACTIVITY	
CODE		CODE		CODE	
M	US Marine Corps	M	Headquarters, Marine Corps	A	Marine Corps Supply Center, Alb.
				B	Marine Corps Supply Center, Barstow
				D	Marine Corps Recruit Depot, San Diego
				I	Marine Corps Recruit Depot, Parris Island
				L	Marine Corps Base, Camp Le Juene
				P	Marine Corps Supply Activity, Philadelphia
				Q	MCDEC-Quantico
				T	Marine Corps Base - Twenty-Nine Palms
				Z	Marine Corps Base - Camp Pendleton
N	Department of the Navy	A	Naval Air Systems Command		<u>Naval Air Rework Facilities</u>
				A	Alameda
				C	Cherry Point
				J	Jacksonville
				N	Norfolk
				P	Pensacola
				Q	Quonset Point
				S	North Island
		F	Naval Facilities Engineering Command		
		O	Naval Sea Systems Command (Ordnance)		
		P	Naval Sea Systems Command (Ships)		
		S	Naval Supply Systems Command		

Figure 2 - Current List of Data Source Codes (Continued)

MAJOR ORGANIZATIONAL ENTITY		SUBORDINATE ORGANIZATION		ACTIVITY	
CODE		CODE		CODE	
P	U.S. Coast Guard				
Q	Central Security Service				
R	Defense Contract Audit Agency (DCAA)				
S	Defense Logistics Agency (DLA)	1	Depots/Centers Contract Administrative Services (CAS)		
		2			
T	Defense Security Assistance Agency				
V	Defense Investigative Service				

NOTE: The above list does not include all commands and activities in the various components. The listing will be supplemented as new time data is accepted in the program.

Figure 2 - Current List of Data Source Codes (Continued)

2.2.1 Data Fields

Each data field is composed of alpha or numeric characters or combinations of the two. Each character has a specific meaning.

a. Data Source Code

The Data Source Code (Figure 2), consisting of either two or three characters, makes it possible for DIRSO to direct a request for detailed back-up material to the developer of the data. Only those requests resulting from inadequate narrative description or where quality upgrading is indicated will be honored.

(1) The first character identifies the major organizational entity submitting data for inclusion in the Defense Work Measurement Standard Time Data Program. For DoD components, the first character is an alpha designation for the component submitting the data element, as assigned by DoD Manual 5000.12M, "DoD Manual for Standard Data Elements." Data generated from non-DoD sources will be identified by characters provided in revisions to this manual.

(2) The second character is established by the major organizational entity and identifies the subordinate organization responsible for the data submitted.

(3) The third character, when assigned, identifies the activity which developed the data or which has been designated as having responsibility for the data. If the data has been significantly restructured the first character of this code takes a DoD identifier. Examples of restructured data is shown below.

DEFENSE WORK MEASUREMENT STANDARD TIME DATA INPUT CODING																								
A DATA SOURCE CODE			B OCCUPATION CODE			C QUALITY CODE		D ELEMENT SOURCE CODE								E DATA ELEMENT CODE (DEC)								
1	2	3	4	5	6	TECH	QUAL	7	8	9	10	11	12	13	14	15	16	17	18	19	20	21	22	23
D	L										M	T	P	W	A	Ø	I	M	T	P	W	A	Ø	I
F ADP CODE		G TIME MEASUREMENT UNIT VALUE				H DESCRIPTION OF ELEMENT/OPERATION																		
24	25	26	27	28	29	30	31	32	33	34	35	36	37	38	39	40								

If the Data Source Code is "DL" and the Element Source Code and the Data Element Code are the same, this is an indication that the data pattern was developed by DIRSO.

DEFENSE WORK MEASUREMENT STANDARD TIME DATA INPUT CODING																						
A. DATA SOURCE CODE			B. OCCUPATION CODE			C. QUALITY CODE			D. ELEMENT SOURCE CODE							E. DATA ELEMENT CODE (DEC)						
1	2	3	4	5	6	TECH	QUAL	PUNC	10	11	12	13	14	15	16	17	18	19	20	21	22	23
D	N	O							L	A	I	E				M	T	S	C	X	X	
LINE NO.		F. ADP CODE			G. TIME MEASUREMENT UNIT VALUE					H. DESCRIPTION OF ELEMENT/OPERATION												
24	25	26	27	28	29	30	31	32														

If the Data Source Code contains a "D" in the first position, and the first two characters of a Service/Agency Data Source Code in the second and third positions, and the original developer's Element Source Code is retained-this data has been significantly restructured.

DEFENSE WORK MEASUREMENT STANDARD TIME DATA INPUT CODING																						
A. DATA SOURCE CODE			B. OCCUPATION CODE			C. QUALITY CODE			D. ELEMENT SOURCE CODE							E. DATA ELEMENT CODE (DEC)						
1	2	3	4	5	6	TECH	QUAL	PUNC	10	11	12	13	14	15	16	17	18	19	20	21	22	23
D	E	F							N	A	N	E	A	E		K	T	L	S	D	/	
LINE NO.		F. ADP CODE			G. TIME MEASUREMENT UNIT VALUE					H. DESCRIPTION OF ELEMENT/OPERATION												
24	25	26	27	28	29	30	31	32														

If the Data Source Code contains a "D" in the first position, and the first two characters of a Service/Agency data Source Code in the second and third positions, and the Element Source Code is a combination of the first two characters of a Service/Agency Data Source Code - this data has been restructured using patterns from various sources. The major source is identifiable in the second and third position of the Data Source Code.

b. Occupation Code

The Occupation Code identifies a standard time data element to a potential area of use. Except for Universal Data, it is a three character numeric code derived from the U.S. Department of Labor Dictionary of Occupational Titles which groups occupational skills according to a combination of work field, purpose, material, product, subject matter, service, generic term, and/or industry. All occupations are classified into nine broad categories (1st character), which in turn, are separated into divisions (2nd character) and then groups (3rd character). The category, Universal Data, identified by the single character U, contains standard time data common to two or more occupational categories. Examples of Universal Data are walk and get. Figure 3 identifies the codes for the nine occupational categories and the Universal Data category and relates them to specific standard time data volumes.

<u>Code</u>	<u>Categories</u>	<u>Volume</u>
1	Professional, technical, and managerial occupations	I
2	Clerical and sales occupations	II
3	Service occupations	III
4	Farming, fishery, forestry, and related occupations	IV
5	Processing occupations	V
6	Machine trades occupations	VI
7	Bench work occupations	VII
8	Structural work occupations	VIII
9	Miscellaneous occupations	IX
U	Universal	X

Figure 3 - Arrangement of Occupational Categories by Code and Volume

Each volume of standard time data includes the Department of Labor definitions of categories, divisions and groups which apply to the occupational category contained therein. Examples of these definitions are given in Figures 4 and 5.

CATEGORY	2	Clerical and Sales Occupations
		This category includes occupations concerned with preparing, transcribing, transferring, systematizing, and preserving written communications and records; collecting accounts; distributing information; and influencing customers in favor of a commodity or service. Includes occupations closely identified with sales transactions even though they do not involve actual participation.
DIVISION	20	Stenography, Typing, Filing, and Related Occupations
		This division includes occupations concerned with making, classifying, and filing records, including written communications.
GROUP	201	Secretaries
		This group includes occupations concerned with carrying out minor administrative and general office duties in addition to taking and transcribing dictation. Occupations concerned primarily with taking and transcribing dictation are included in Group 202.

Figure 4 - Occupational Code Breakdown for "Secretary" 201

<u>Code</u>	<u>Occupation</u>	<u>Type of Work</u>
<u>Clerical</u>		
203	Typist (Typing)	Recording or transmitting verbal or coded material by the use of such office machines as typewriter, teletypewriter, tape perforator, Braille machine, and telegraphic key.
206	File Clerk (Filing)	Classifying, sorting, and filing correspondence, records and other data.
222	Shipping and Receiving Clerk (Clerical Work, Shipping & Receiving)	Assembling, packing, addressing, stamping, loading and shipping merchandise or material, or receiving, unpacking, verifying and recording incoming merchandise or material.

Figure 5 - Typical Occupation Codes

<u>Code</u>	<u>Occupation</u>	<u>Type of Work</u>
<u>Services</u>		
361	Laundering Operations (Laundry man, Dry Cleaner, etc.)	Washing, drying, and mending garments and household furnishings, such as blankets, curtains, and washable rugs, in commercial laundries, includes sorting soiled articles; examining laundered articles for spots, tears, stains, wrinkles and other defects; and folding laundered articles.
382	Janitors (Janitorial Services)	Work concerned with cleaning buildings and keeping them in good repair; performing minor painting, plumbing, and carpentry tasks; and firing and tending furnaces and boilers.
<u>Machine Trades</u>		
621	Aircraft Mechanics and Repairmen	Repairing all types of aircraft engines, and mechanical or hydraulic systems and components of airplanes and missiles.
632	Ordnance and Accessories Mechanics and Repairmen (Gunsmith, Aircraft armorer, munitions worker, etc.)	Repairing, modifying, and maintaining in readiness small arms, field artillery, naval weapons, fire-control apparatus, munitions and related ordnance. Occupations concerned with ordnance fabrication are covered in Groups 694 and 736. Occupations concerned with instruments are covered in Group 711. Occupations concerned with electronic equipment are covered in Groups 722 and 823.
<u>Benchwork</u>		
726	Assembly and Repair of Electronic Components and Accessories (Calibrator, Electronic Assembler, etc.)	Fabricating resistors, inductors, transformers, capacitors, crystals, diodes, semiconductors, (solid state), potentiometers and controls, printed circuitry, harness, and similar products for electronic end products, and assembling and repairing accessories, such as speakers, antennas, and related items.
<u>Structural</u>		
819	Welders, Flame Cutters, and Related Occupations	Welding, bronzing, soldering, lead burning, cutting and related activities.

Figure 5 - Typical Occupation Codes (Continued)

c. Quality Code

The Quality Code consists of three independent alpha characters (Technique, Quality and Function). This Code enables the user to select elements of specific Standard Time Data techniques and quality oriented function similar to the one he plans to measure. It also provides those responsible for publishing and maintaining the manual with one method of selecting elements for input to the program and for determining which of these data elements need to be restudied to improve accuracy.

(1) Technique Indicator

The first character identifies the predominate work measurement technique that was used in developing a standard time data element. Where standard time data elements are constructed from lower level elements developed by various work measurement techniques there is a need to indicate the technique which constitutes the greatest portion of the element time. This is termed the predominant technique and is identified by the appropriate Technique Indicator. The Technique Indicator Codes are shown in Figure 6 and defined in Appendix IV, Glossary of Terms.

<u>Code</u>	<u>Technique of Development</u>
	<u>Engineered</u>
M	MTM Based Time Data
O	Other Predetermined Time Systems
T	Time Study
W	Leveled Work Sampling
F	Manufacturer's Specifications - Machine or Process Times (Includes Medical/Laboratory Developments)
	<u>Nonengineered</u>
S	Statistical Time Data
E	Technical Estimate
A	Manhour Allowance

Figure 6 - Technique Indicator Codes

(2) Quality Indicator

The second character identifies the statistical reliability of each standard time data element. The quality indicator codes portraying the various combinations of confidence levels and degrees of accuracy are shown in Figure 7.

<u>Code</u>	<u>Confidence Level</u>	<u>Degree of Accuracy</u>
A	95%	+ 5%
B	95%	+10%
C	90%	+10%
D	90%	+25%
E	90% or less	Over 25%
U	Unknown or Indeterminate	

Figure 7 - Quality Indicator Codes

(3) Functional Indicator

The third character identifies standard time data elements which have been developed for certain functional areas. It permits the user and those responsible for the manual to select the most appropriate element applicable to a specific function. The functions and the codes assigned to them are identified in Figure 8.

<u>Code</u>	<u>Function</u>
L	Supply Operations
A	Maintenance of Material
W	Aircraft
V	Weapons
S	Vehicles
O	Ships
R	Other
D	Property Disposal
P	Medical Operations
B	Personnel Support
U	Base Services
F	Operation of Utilities
C	Maintenance of Real Property
E	Minor Construction
M	Other Engineering Support
	Administration

Figure 8 - Functional Indicator Codes

d. Element Source Code

The Element Source Code provides for up to seven alpha-numeric characters assigned by the developer of the data. This developer's code is retained in the DWMSTD coding structure to provide a cross-reference for locating back-up information relative to individual elements of data (Exceptions are referenced in paragraph 221.1a). Examples of developer's element source codes are shown in Figure 9.

<u>Code</u>	<u>Description</u>
AA116	Developers Element Code assigned by Army Aero Depot Maintenance Center for Filing element "File Drawer Open and Close, Standard Upright Type File Multi-Drawer."
MTYMSØ1	Developer's Element Code assigned by Air Force Logistics Command activity for Typing element "Margin, Set with Magic Margin Set Key or Visible Sliding Type."
DPT1B3D	Developer's Element Code assigned by Naval Supply Systems activity for Data Machine element "Machine Set-up, Close Control Panel Gate."

Figure 9 - Example of Developer's Element Source Codes

e. Data Element Code (DEC)

The Data Element Code (DEC) consists of seven alpha-numeric characters which identify each standard time data element and convey information about its scope and potential use. The DEC is patterned after the MTM/GPD structure and incorporates mnemonic characteristics where possible. The logic of this code is based on the premise that work can be grouped by various levels into primary actions or by related equipment or machines. This primary grouping is then further subordinated into sets which orient to more specific work processes until each unique contributory action and work condition is identified. Training and practice enables users of the DEC to visualize the work content of an element. The characters of this code portray the level of data, the work category involved, the sub-category to that work category and the case or unique characteristics for application of the data.

(1) Levels of Data

The first character of the DEC is alpha and identifies the level of the data elements. It may also indicate certain data that will be displayed in a "Tabular" format. Figure 10 portrays the levels of standard time data and their appropriate codes.

<u>Code</u>	<u>Title</u>	<u>Level</u>
B	Basic	1
M	Multipurpose	2
T	Tabular	*
S	Special Purpose	3
K	Task	4
J	Job	5

*Tabular is a means of expressing all data expressed in a tabular format

Figure 10 - Codes for DWMSTDP Levels of Data

(a) Fundamental Motion

A Fundamental Motion measured by various acceptable techniques identifies the smallest subdivision of human or machine work. The sum of the Fundamental Motions needed to develop a Basic level element of stated quality will be the same regardless of the measurement technique used. Because of this and because fundamental motions are considered too finite for economical use, they are generally not included in the DWMSTDP. Where included they will be coded "BASIC."

(b) Basic

The Basic level consists of a combination of fundamental motions which are logically connected to perform a single action, either human or machine.

(c) Multipurpose

The Multipurpose level consists of combinations of Fundamental Basic and/or other Multipurpose elements. This level depicts a higher order of work content which includes more than one action but not a full cycle of work.

(d) Tabular

Tabular, in actuality, is not a level of standard time data but rather a means of arranging varying elements in a format of columns and rows to simplify presentation and selection. Tabular data is read Column (vertical) first, Row (horizontal) second.

(e) Special Purpose

The Special Purpose level also consists of combinations of basic and/or multi-purpose level elements but this combination does reflect a cycle of work (obtain tool or item, perform the required effort, place aside the tool or the completed item). Data at this level generally relates to the performance of a particular type of work.

(f) Task

The Task level consists of a grouping of related work cycles. It is made up of lower level elements and reflects a major portion of a job. The Task level represents the amount of work which can be assigned to a single worker or group of workers and can be completed independently of the remainder of a job.

(g) Job

The Job level is presently the highest level of standard time data. It is a combination of all tasks or actions necessary to complete a product or to perform a specified service.

(2) Work Category Code

The second and third characters of the Data Element Code (DEC) are alpha and mnemonic consisting of the first two letters of a word, the first letters of two words, or a phonetic combination of any two letters used in describing the category or type of work to which the element relates. The Work Category Code is a key indicator for selecting standard time data elements since it indicates the major actions being performed or the equipment involved.

(3) Work Sub-Category Code

The fourth and fifth characters of the DEC are alpha and further sub-divide the elements grouped under the work categories to indicate the object, process, or condition associated with the action or equipment. These codes are oriented to a noun-verb relationship such as "document, stamp" coded DS. To preclude duplication, the letters may be reversed even though the noun-verb sequence to which they relate is retained in the element title.

(4) Case Code

The sixth and seventh characters of the DEC are alpha/numeric and indicate the Case which is the characteristic of a standard time data element as described by specific conditions. Since the same characters can be used to identify various conditions, e.g., 06 may indicate: number of occurrences (six times); distance (six inches); weight (6 lbs); or sequence (the sixth element of a set); it is necessary for the user to consult the element description in order to determine its explicit meaning as used. The characters XX are used where more than one Case is identifiable under an element description. In tabular formats the sixth character is the column (vertical) and the seventh is the row (horizontal).

(5) CON/VAR Case Codes

(a) Several of the Special (S) and Task (K) level data elements are coded in a Constant and Variable (CON/VAR) time format to provide the flexibility needed for local use. In these elements the DEC includes an X in the sixth position and either an alpha or numeric symbol in the seventh position, (e.g., KSHCLXA). In the subordinate Cases the sixth position is coded with either a numeric to indicate a constant time case (KSHCLIA) or an alpha to indicate a variable time case (KSHCLAA or KSHCLBA). Case times are added to provide total time.

(b) High Level Coding - See Vol IX para 2.2.4, page 3 for CON/VAR at any level.

(6) Task/Job Level Formats

(a) High Level Format

Most job level data elements and some K level data elements included in the volumes are displayed in a format designed as an "application sheet" for a formula development of the standard. Since the time value determined for most jobs will or can vary with the activity, the word VARIABLE is used in positions 27-34. The format is in 6 parts; coded into Field H as seen in Example Figure 23 of Appendix I and is intended to guide the analyst in the build-up of a job level standard. Job level standards can also be in a single case, one time value element, a VARIABLE, Tabular or a CONSTANT/VARIABLE element.

(b) To assist in the local development and application of job and certain task level standards using the standard time data published in the DWMSTDP volumes, an example has been provided as Appendix V.

(c) When a required element of standard time data is not available in these volumes, the analyst will develop the necessary data using one of the techniques recognized in Figure 6, and coding it for submission in the manner prescribed herein.

(7) Fundamental Standard Time Data Elements

Every occupation includes general purpose data such as get, place, read or write which are fundamental to each occupation but not specific to any one. These elements are called "Universal" and are contained in Volume X - Universal Standard Time Data.

2.3 Time Measurement Unit Value Field

The Time Measurement Unit (TMU) Value Field contains the Time Value for single Time Value Elements; for elements with multi-cases (more than 1 Time Value) and identified by the word VARIABLE on the first line of this field; and for Constant Time cases of elements identified as CON/VAR on the first line of this field. Elements identified as Tabular have the word TABLE on the 1st line of this field and the Time Values displayed in the Operation/Element Description Field (para 2.4). All Time Values are normal time (pure work) and do not include allowances for Personal, Fatigue and Delay. Figure 11 provides a conversion table relating TMU's to more commonly used measures of time.

1 TMU	=	.00001 hour
	=	.0006 minute
	=	.036 second
1 second	=	28 TMUs
1 minute	=	1667 TMUs
1 hour	=	100,000 TMUs

Figure 11 - TMU Conversion Table

2.4 Operation/Data Element Description

The Operation/Data Element Description Field provides a concise description of the data element and defines the starting point, the work included, the ending point, and any specific conditions. This description precludes the need for referring to back-up data except in those instances specified in para.2.2.1a. This field is also utilized for displaying tabular data and variable Cases where indicated in the TMU Field.

2.5 Selecting and Applying DWMSTD

Maximum economic benefits from the DWMSTD are realized by following a prescribed procedure for properly selecting and applying the data contained in this manual. The salient point of the program is the ease with which data can be appropriately selected and applied.

2.5.1 Selection Procedures

Appropriate standard time data elements are selected through a sequential process of work analysis, methods study, and matching the standard time data elements to the method. This process requires a detailed examination of the method in order to measure the work. Local adjustments may be made to the published times value to compensate for local variation in the prescribed methods if the change can be identified and validated for local use. (Ex: add or delete walking, change the number of turns required, change the weight factor (s) used etc.) Element back-up data should be obtained from DIRSO when a change is anticipated.

a. Analyzing the Work

Work analysis consists of breaking down a function, job or task into its parts so that each part can be evaluated. An example of this breakdown is shown in Figure 12.

b. Establishing the Method

After the jobs and tasks which are performed to accomplish a function have been identified, each must be evaluated for essentiality, priority, frequency of occurrence and its contribution to the performance of the function as a whole. In addition, each data element and data sub-element is evaluated for economy of the method and ease of performing the work. Resequencing or elimination of certain data elements is often necessary in order to establish the best method.

c. Selecting the Data Element

In order to select the proper data element to match the established method, the appropriate standard time data volume must be identified from the Occupational Category listing in Figure 3. A single volume may not contain all data elements needed since some elements of work performed by personnel in one occupation are more directly related to another occupation. For example, a security guard may type certain security forms in the course of his duties. These typing data elements are located in Volume II, Clerical Occupations, rather than in Volume III, Service Occupations, which includes "Guards and Watchmen." After identifying the appropriate volume (s), it is necessary to determine the standard time data elements applicable to those actions or elements of work comprising the established method. "NOUN-VERB INDEX", ACTION-VERB INDEX and the DWMSTDP "ELEMENT INDEX" provide this information. With experience in the use of the assigned data element codes, the analyst/technician will be able to go directly to the data without referring to the indexes. Occupations and Work Categories are often synonymous at the Basic or Multi-Purpose levels but at higher levels the Work Category Code occurs in various occupations since many jobs include the same type of work. In these instances, the Work Category Code becomes the primary indicator of the work performed and will be the one normally used to locate the appropriate data. Figure 13 depicts the element selection process for the work analysis shown in Figure 12. Examining the options afforded in the various Cases for a data element may bring to light work processes that are less difficult and/or involve shorter distances than those developed when establishing the method. Adoption of these improves the method and results in increased productivity. The highest applicable level of standard time data should be utilized.

2.5.2 Application Procedures

Concurrent with the selection process, it is necessary to record each selected data element code (DEC), title and TMU value. To this information the frequency of occurrence of each data element and the overall Personal, Fatigue, and Delay must be applied. DD Form 2040, DWMSTDP/Standard Time Data Computation Sheet Figure 14 is provided for recording and computing this information. Figure 15 is an example of the Standard Time Data Computation Form used locally by Navy, to be replaced by the DD Form 2040.

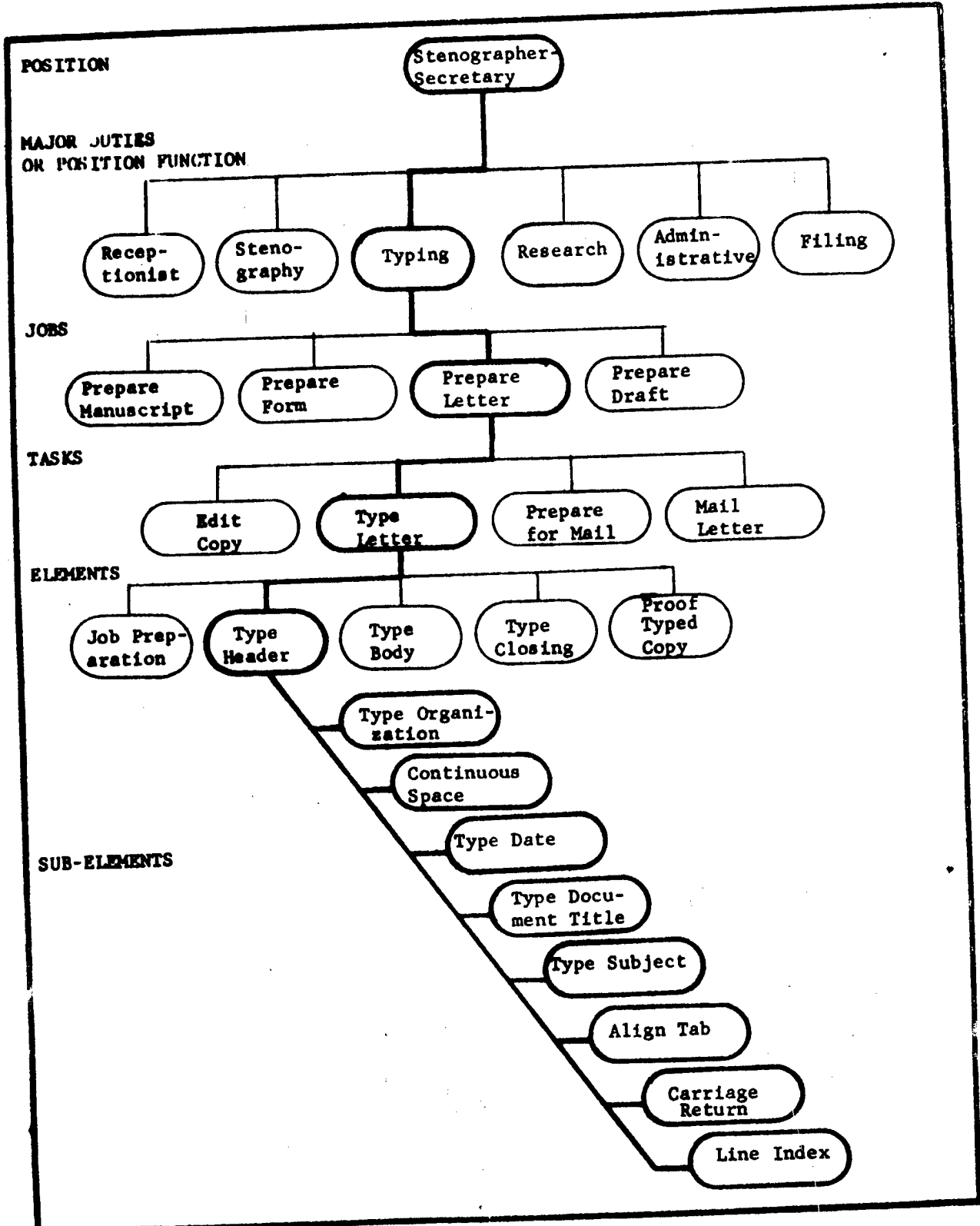


Figure 12 - An Example of Work Analysis

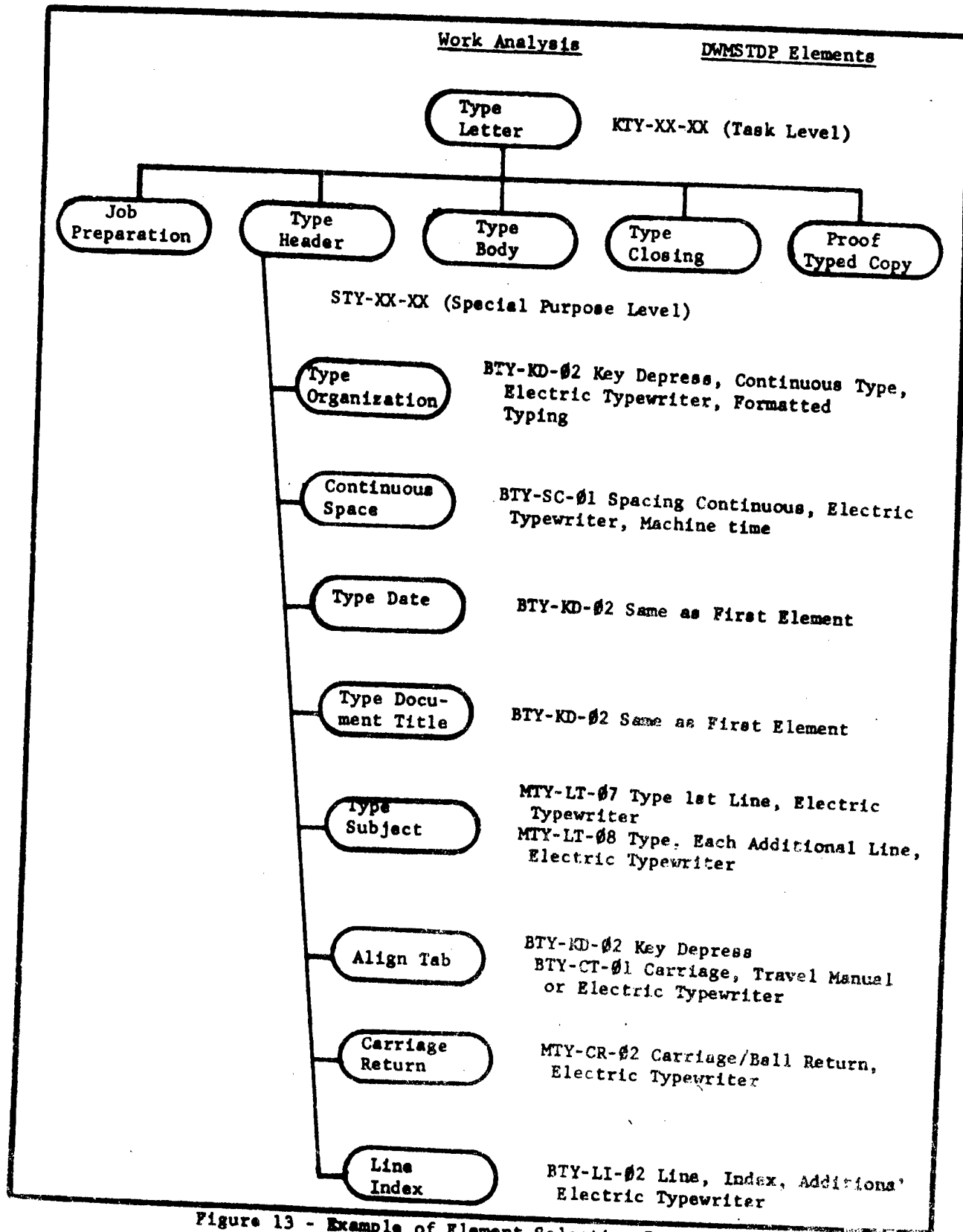


Figure 13 - Example of Element Selection Process

DWMSTDP/STANDARD TIME DATA COMPUTATION SHEET		1. NORMAL TIME VALUE <input type="checkbox"/> TMU <input type="checkbox"/> HOUR <input type="checkbox"/> MINUTE		2. QUALITY CODE TECHNIQUE _____ QUALITY _____		3. LOCAL ID _____		
8. OP/ELEMENT DESCRIPTION		6. CODE _____		7. UNIT _____		9. DATE _____		
9. ELEM- ENT NO.	ELEMENT DESCRIPTION	OCCUPA- TION c	QUAL- ITY d	ELEMENT CODE	UNIT f	UNIT NORMAL TIME g	OCUR- RENCE PER CYCLE h	TOTAL i
e	b							
TOTAL TIME FOR ELEMENTS ON THIS SIDE								
TOTAL TIME FOR ELEMENTS ON REVERSE SIDE								
10. 11. TOTAL								
12. HOUR EQUIV.								
13. ALLOW FACTOR								
14. ALLOW TIME								
10. STARTS								
INCLUDES								
ENDS								
CONDITIONS								

REPLACES ALL SIMILAR PURPOSE LOCAL FORMS WHICH MAY BE USED UNTIL EXHAUSTED

FIGURE 14 - SAMPLE

CHAPTER III

MAINTAINING THE PROGRAM

3.1 General

Maintenance and expansion of the Defense Work Measurement Standard Time Data Program requires the submission and consideration of all standard time data elements presently developed and which generate through ongoing work measurement efforts. Procedures are established for input, review, acceptance and publication of these elements. The requirements for data input prescribed herein are assigned Report Control Symbol DD-I&L (AR) 1296.

3.2 Input

Either complete data sets or individual data elements may be input by the developer (reference paragraph 1.4.6b) on hard copy, tape outputs from local programs, or on DD Form 1922 (Figure 17). Each developer submitting a data element must maintain on file a complete set of detailed back-up information. Although the complete file is not needed for consideration of a data element for inclusion in the DWMSTDP, sufficient information must be submitted with the data to permit evaluation and comparison. Information for this purpose consists of:

- o The starting and ending points for the work involved in the data elements.
- o What the work includes (elemental breakdown).
- o Specific conditions such as; type of equipment, position of worker, work layout, weights, and distances.
- o A general statement on frequencies of occurrence.
- o The basis used for determining the quality.

3.2.1 Coding of Input

To facilitate evaluation and processing, data elements will be coded by the developer, in accordance with the guidance provided in Chapter II, prior to submission.

3.3 Review

All standard time data elements submitted for inclusion in the DWMSTDP are subjected to a series of examinations culminating in Service/Agency coordination prior to acceptance for publication. This process is illustrated in Figure 16. Upon receipt by DIRSO, each standard time data element is reviewed for compatibility with the DWMSTDP. Those elements which do not qualify as acceptable candidates are rejected and returned to the developer with rationale for the rejection. Data elements not rejected by this process

DoD 5010.15.1-M
BASIC VOLUME

are submitted to Service/Agency DWMSTDP Monitors for review. Use of a Joint Service/Agency Review Group will be limited to occasions where large quantities of new data has been input.

3.3.1 Review of New Input by Service/Agencies

Review of new data will be made by individual Service/Agencies as data is forwarded by DIRSO. Reviewing personnel should be selected based on work measurement back ground, experience in standard time data development and/or application, and familiarity with the specific occupational category for which data is developed. Data is reviewed for correct coding, manner of presentation and adequacy of operation/element description. Minor discrepancies are corrected but major deficiencies or lack of adequate supporting documentation are causes for rejection.

3.3.2 Coordination

Since each member of the Service/Agency Standard Time Data review group is selected and assigned by his Service/Agency because of his expertise in a highly technical area, the decisions of the review should be final. However, to insure Service/Agency acceptance of these decisions, all DWMSTDP approved revisions to Part II, Volumes I-X, are forwarded to the points of contact (reference DoD Dir. 5010.31) for coordination. If no higher level coordination is required, the signature of the DWMSTDP Monitor constitutes formal coordination by his Service or Agency. Lack of response from the DWMSTDP Monitor within 30 days of receipt indicates Service or Agency acceptance.

3.4 Microfiche Copies of DoD 5010.15.1-M, DWMSTDP Volumes

The DWMSTDP data is produced on a microfiche having 270 frames, 18 columns (numbered 1 thru 18) and 15 rows (lettered A thru O). The index for each individual microfiche appears on frame number 0-18. The microfiche are made with a 48 to 1 reduction ratio and best viewed on a reader with at least a 48X margin feature.

Complete text and data of DoD 5010.15.1-M, Volumes II through X and the Master Index (Supplement 3 to the Basic Volume), are available on microfiche for use wherever microfiche readers are available. The microfiche may be procured through the normal Service/Agency document distribution system or by contacting the Service/Agency DWMSTDP Monitor. In the future the microfiche will be updated at the time of update of the manual.

3.5 Service/Agency

ARMY

Commanding Officer
2800 Eastern Blvd.
Baltimore, Maryland 21220

NAVY

Naval Publications and Forms Center
5801 Tabor Avenue
Philadelphia, PA. 19120

AIR FORCE

Air Force Publication Distribution Center
2800 Eastern Blvd.
Baltimore, Maryland 21220
Attn: Mr. Charles
A.V. 723-1463

MARINE CORPS

Public Warehousing
1221 Section 5
Albany, GA. 31714

DMA

Defense Mapping Agency
Massachusetts Ave. at 34th Street
Washington, D. C.

DLA

Defense Logistics Agency
Attn: DASC-PD
Cameron Station
Alexandria, VA. 22314

3.6 Purchase of DoD 5010.15.1-M, DWMSTDP Volumes by Other Agencies or Organizations

The DoD 5010.15.1-M, "Standardization of Work Measurement", Volume(s) may be purchased for a fee from the Superintendent of Documents, Government Printing Office, Washington, D. C. 20403.

Instructions for ordering and information on cost and stock numbers of the Volumes currently available on page 30.

DoD 5010.15.1-M
BASIC VOLUME

INFORMATION FOR ORDERING
DoD 5010.15.1-M VOLUMES FROM THE
U. S. GOVERNMENT PRINTING OFFICE

April 1977

Address: Superintendent of Documents
Government Printing Office
Washington, D. C. 20402

Telephone: 202-783-3238
(Order Desk)

Title: DoD 5010.15.1-M, Standardization of Work Measurement

<u>VOLUME</u>	<u>TITLE</u>	<u>DATE</u>	<u>**COST</u>	<u>STOCK NO.</u>
Basic	General Guidance	*	*	*
I	Professional, Managerial, Technical	Not available at this time		
II	Clerical & Sales Occupations	Dec 75	\$1.90	008-007-02743
III	Service	June 75	\$1.25	008-007-C2721
IV	Farming, Fishery, Forestry & Related Occ.	June 75	\$.85	008-007-02720
V	Processing	June 75	\$1.15	008-007-02719
VI	Machine Trades	Nov 74	\$2.00	008-007-02652
VII	Bench Work	Feb 77	\$2.8	008-907-0830-8
VIII	Structural Work	June 75	\$1.25	008-007-02718
IX	Miscellaneous (Materials Handling, Packaging, Transportation)	Jan 77	\$3.50	008-007-02821-9
X	Universal	Apr 77	\$3.25	008-007-02835

* Date, Cost and Stock No. of this Volume can be found on page (1) of this Volume.

** Cost Subject to Change.

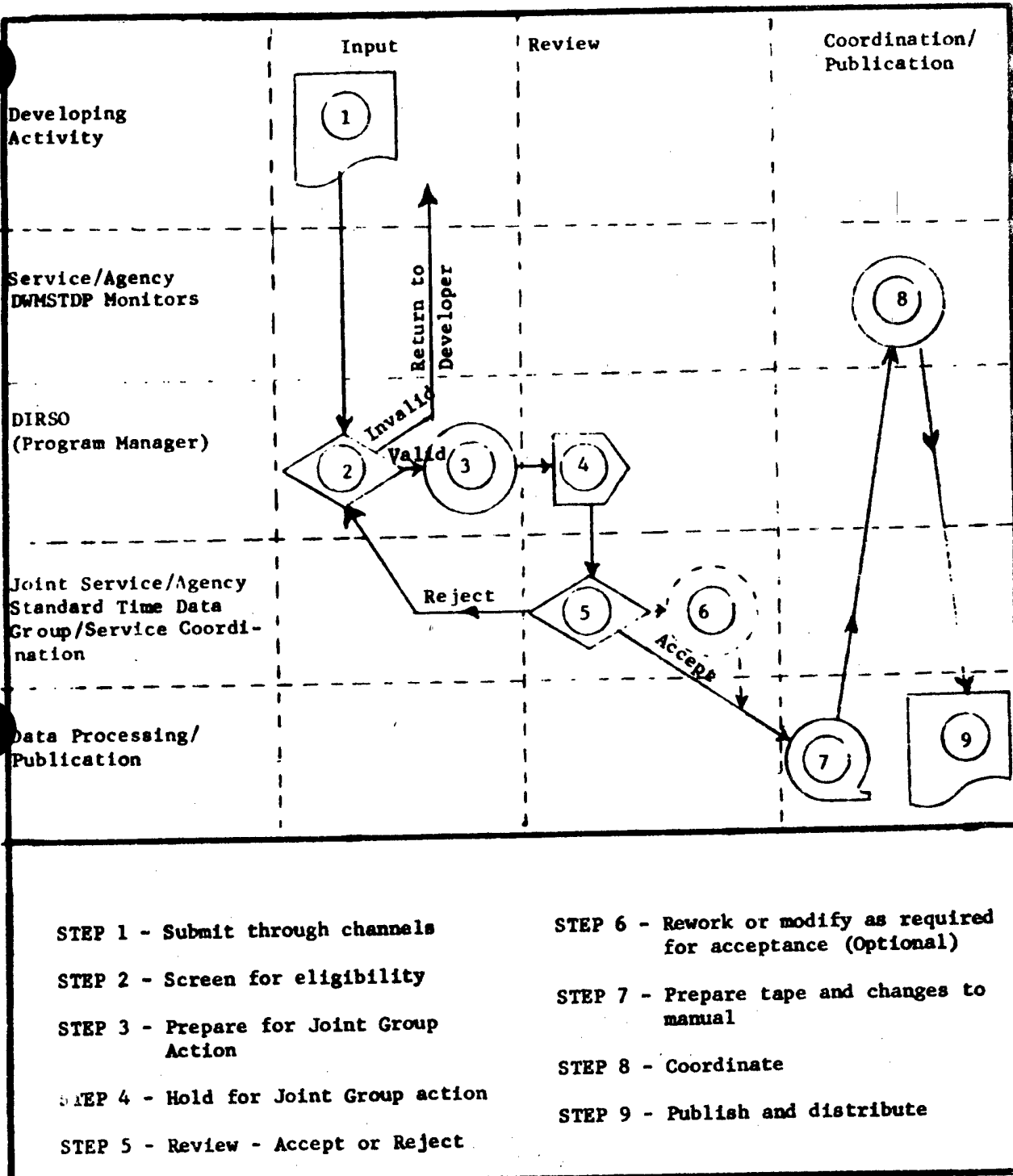


Figure 16 - Flowchart - Processing Standard Time Data Elements

Appendix I - DD Form 1922, DWMSTDP Input Coding and Instructions

DEFENSE WORK MEASUREMENT STANDARD TIME DATA INPUT CODING																																																										
A. DATA SOURCE CODE		B. OCCUPATION CODE		C. QUALITY CODE		D. ELEMENT SOURCE CODE					E. DATA ELEMENT CODE (DEC)																																															
1	2	3	4	5	6	7	8	9	10	11	12	13	14	15	16	17	18	19	20	21	22	23																																				
F. ASP CODE		G. TIME MEASUREMENT UNIT VALUE		H. DESCRIPTION OF ELEMENT/OPERATION																					I. REASON FOR REJECTION CODE																																	
24	25	26	27	28	29	30	31	32	33	34	35	36	37	38	39	40	41	42	43	44	45	46	47	48	49	50	51	52	53	54	55	56	57	58	59	60	61	62	63	64	65	66	67	68	69	70	71	72	73	74	75	76	77	78	79	80	81	82
<p style="font-size: 2em; transform: rotate(-45deg); opacity: 0.5;">SAMPLE</p>																																																										
CODED BY (Initials and Date)		SCREENED BY (Initials and Date)										CHECK ONE					REASON FOR REJECTION CODE																																									
												<input type="checkbox"/> ACCEPTED <input type="checkbox"/> REJECTED																																														

Figure 17 - MASTER Input Coding and Instructions

APPENDIX I

INSTRUCTIONS FOR PREPARING DWMSTD INPUT CODING ON DD FORM 1922

1. This appendix describes the detail entries required to prepare DD Form 1922 for input of data elements to the DWMSTD data bank.
2. All references to paragraph numbers and figures apply to DoD Manual 5010.15.1-M, Basic Volumes, Chapter 2, unless otherwise specified.
3. The Fields and positions are identified on DD Form 1922.

<u>Field Legend</u>	<u>Position/ Column</u>	<u>Explanation/Instruction</u>
A. Data Source Code	1-3	Enter appropriate code from para. 2.2.1 (a) - Left justify, leave remaining positions blank
B. Occupation Code	4-6	Enter appropriate code from para. 2.2.1 (b) and supplement 1. Enter U Code (if appropriate) in position 4, leave 5 and 6 blank
C. Quality Code	7-9	Enter appropriate codes from para. 2.2.1c (1) (2) and (3) - Fill all positions
D. Element Source Code	10-16	Enter code or identifier assigned the element by your organization for local use and identification.
E. Data Element Code	17-23	(Ref. para. 2.2.1e.)
Level of Data	(17)	Enter code from para. 2.2.1e(1), See Ex. Fig. 10
*Work Category	(18-19)	Enter code from supplement 2, Basic Volume (see para. 2.2.1e (2))
Case Identifier	(22-23)	Enter case identifier as directed in para. 2.2.1e (4) and (5)

DoD 5010.15.1-M
BASIC VOLUME

*Note 1 - Where there is no established code in supplement 1, develop a definition and code in accordance with para. 2.2.1e (2) and submit with the element.

4. The above entries are identified as the HEADER LINE.

5. Line Number - The column headed: LINE NO. is used to sequentially number each line starting in the first block with the Number 1.

F. ADP Code	24-26	Leave Blank
G. Time Measurement Unit Value	27-34	
1) Single	27-34	Enter the Time Value of the element in these positions on line 1 when the element has a single Time Value. Time is in TMUs. Left justify and leave remaining positions blank (para.2.3)(See Ex.Fig.18)
2) Multi-Case	27-34	Enter the word VARIABLE on Line 1 when the element has more than one Case, all with a Time Value or when the element is in a Job Level format. (See Ex. Fig. 19, 22)
3) Tabular Format	27-31	Enter the word TABLE on Line 1 when the element has multi-time values that are to be displayed in a tabular format. (See Ex. Fig. 20, 21)
4) CON/VAR	32-34	Leave Blank
	27-33	Enter the words CON/VAR on Line 1 if element consists of a combination of constant times cases and variable cases (para.2.2.1e (5) See Ex. Fig. 23)
	34	Leave Blank
H. Element/Operation Description	35-80	(para. 2.4)
Element Title	(35-80)	Enter element title-use as many lines as required for title-start each line in position 35.

Starting Point of Element	(35-41)	Enter word STARTS - on first line after title
(Same Line)	(42-80)	Enter description of the element starting point
Next Lines	(35-80)	Continue description of starting point. Use as many lines as required
Word Included-1st Line After STARTS Description	(35-43)	Enter word INCLUDES
Same Line	(44-80)	Enter description of all the work pertinent to the adequate identification of the work contents of the element
Next Line	(35-80)	Continue description - Use as many lines as required to enter an adequate description - Start each line after 1st in position 35
Ending of Element (1st line after finish of INCLUDES-description (next lines)	35-39	Enter word ENDS
	(40-80)	Continue first line of ending description.
	(35-80)	Enter additional ending description - use as many lines as required - start each line after 1st ENDS-line in position 35
Conditions	(35-45)	Enter word CONDITIONS -

DoD 5010.15.1-M
 BASIC VOLUME

6. The following entries are made when the word VARIABLE is entered in positions 27-34, Line 1.

Time Measurement Unit Value (1st Line after completion of ENDS description or CONDITIONS (if used))	27-34	Enter TMU Value of 1st Case-Left justify and leave remaining blank
Case Identification	35-38	Enter the word CASE on same line-only entered for 1st Case
Same Line	39	Leave Blank
Case No (same line)	40-41	Enter 01
Same Line	42	Leave Blank
Case Description	43-80	Enter a description of Case on same line-continue description on next line and as many additional lines as needed. Start each additional line of Case Description in position 43

7. Case Identification-additional Cases - after last Line of description for Case 01 repeat the procedure; for Case 02 - enter the Case Number (02) in positions 40-41 followed by the Case Description for that Case in position 43-80 as in the entries for Case 01 above. Repeat for each additional Case, numbering each Case in sequence (03., 04., etc.)

8. The following entries are made when the word CON/VAR was entered in position 27-34, Line 1 - these entries start on the 1st Line after the completion of the ENDS or CONDITIONS description.

Time Measurement Unit Value	27-34	Enter the TMU value for the Constant Time Case of the Element (para. 2.2.1e (5)) Left justify and leave remaining positions blank.
Case Identification	35-42	
	(35-38)	Enter word CASE on same line as TMU Value
	(39)	Leave Blank

Case No.	(40)	Enter Case Identification No. (para. 2.2.1e (5) - numeric for Constant Time Case (same as Time Measurement Unit Value for Case 1)
	(41)	Enter a dash (-)
Element Identification	(42)	Enter Element Identification indicator from position 23, Field E (DEC) (para. 2.2.1e (5))
	(43)	Leave Blank
Case Description	44-80	Enter description of Case - Use as many lines as needed - Start each line in position 44

9. Repeat procedure from entry of Time Measurement Unit Value (position 27-34) for each additional Constant Time Case - leave position 35-38 blank for all except 1st Case. Enter sequential Case No. in position 40 (2,3,4, etc.) for each additional case.

VARIABLE Time Cases - CON/VAR Elements

Time Measurement Unit Value - (1st Line after last Line of Constant Time Case Description	27-34	Leave blank for Variable Case
Case Identification (Variable Cases)	35-43	
(Same Line as above)	(35-39)	Leave Blank
(Same Line)	(40)	Enter Variable Case Identification - A (Alpha required (para. 2.2.1e (5))
	(41)	Enter a dash (-)
Element Identifier	(42)	Enter same character as in position 42 above, (from position 23, Field E, (DEC))

	(43)	Leave Blank
Case Description	44-80	Enter Variable Case description - follow Field 42 entry above (same line) use as many lines as needed - start each line in position 44
<p>10. Repeat the above procedure for each additional Variable Case for the Element. Case identifier(s) in position 40 are entered in sequence (A,B,C,D,etc) for each Case.</p>		
<p>11. If the Element has been identified on Line 1, position 27 to 34 as tabular, the Element Description will be completed as above for Variable Elements, however, the Time Values will be formatted following the description in a manner designed to give the best visibility. (See Example, Figures 20,21)</p>		
<p>12. Elements at the Job (J) Level to be used as an "application sheet" for Standard Development (para. 2.2.1e (6) and Appendix 1, Figure 22) are coded as follows:</p>		
Time Measurement Unit Value (Line 1)	27-34	Enter the word VARIABLE
Element Title (Line 1)	35-80	Enter element title - Use as many lines as required - Start each Line in position 35 (para.2.4)
Part Identification	35-80	
(Start on 2nd Line after title)	35-49	Enter Words - PART I ELEMENTS
Elements	40-80	
(Start on 2nd Line after PART I)	(40)	Enter A
Same Line	(41)	Leave Blank
Same Line	(42)	Enter Title of 1st Element (Use as many Lines as needed and include DWMSTDP (DEC) Code) - Start each Line in position 42

List all Elements (Standards) used in alphabetical sequence (A,B,C,etc) in position 40, skip 1 Line between each new Element.

Frequencies/Occurrences	35-80	Start on 2nd Line after last Element of PART I,
	35-64	Ent. words, PART II - FREQUENCIES/OCCURRENCES
Element Indicator from PART I (A,B, C,etc)	(40)	Enter Alpha indicator in sequence following last entry in PART I on 2nd Line after entry in 35-64 above
Same Line	(41)	Leave Blank
Frequency/Occurrence Description	42-80	Enter description of 1st Frequency or Occurrence required

List all Frequencies/Occurrences required to compute the Standard in sequence (D,E,F, etc). Skip one Line to start each new Frequency/Occurrence listed.

Normal Time (Start on 2nd Line after end of PART II)	35-54	Enter words PART III - NORMAL TIME
Elements for which NORMAL Time desired	(40)	Enter next sequential Alpha following PART II (G,H,I, etc) on same Line as PART III
Same Line	(41)	Leave Blank
Normal Time Identification (Same Line)	42-80	Enter identification of Element for which Normal Time is to be developed - Use as many Lines as needed - Start each Line in position 42
Next Line	(44)	Enter Alpha indicating Element in PART I that corresponds to Element for which Normal Time is required

Skip one Line and repeat for each Normal Time Required.

DoD 5010.15.1-M
BASIC VOLUME

PF&D	35-42	Enter the word PART IV followed by the statement shown in Appendix I, Example 22
Skip 1 Line after Statement	(40)	Enter next Alpha in sequence following last entry Part III
Same Line	(41)	Leave Blank
Same Line	(42-62)	Enter the words - ALLOWANCE FACTOR (AF)
Standard Time (Skip 1 Line after last entry, Part IV)	35-54	Enter the words-PART V STANDARD TIME
Skip 1 Line	(40)	Enter next Alpha in sequence following Part IV
Same Line	(41)	Leave Blank
Same Line	(42-80)	Enter description of Element for which a Standard Time is desired
Next Line	(44)	Enter Alpha(s) indicating Element of Part III for which Standard Time is to be computed
Same Line	(45)	Enter a paren (()
	(46)	Enter Alpha from Part II indicating Frequency or Occurrence to multiply by to compute Std. Time
Skip 1 Line and repeat for each Standard Time required.		
Part VI (skip 1 Line after end of Part V)	35-42	Enter the word PART VI
	43-80	Enter statement from Part VI, Appendix I, Example 22

DEFENSE WORK MEASUREMENT STANDARD TIME DATA INPUT CODING

A SOURCE CODE	B OCCUPATION CODE		C QUALITY CODE		D ELEMENT SOURCE CODE					E DATA ELEMENT CODE (DEC)										
	4	5	6	7	8	9	10	11	12	13	14	15	16	17	18	19	20	21	22	23
NS	2	0	6	M	A	L		C	T	D	J	A		M	F	L	C	S	X	X
LINE NO.	DESCRIPTION OF ELEMENT OPERATION																			
18	51																			
19	SAME CONDITIONS AS CASE OF EXCEPT																			
20	DECISION AS TO PILE REQUIRES READING																			
	2-3 WORDS																			
	SAMPLE																			
	CHECK ONE																			
	SCREENED BY (Initials and Date)																			
	CODED BY (Initials and Date)																			
	REASON FOR REJECTION CODE																			
	ACCEPTED <input checked="" type="checkbox"/> REJECTED <input type="checkbox"/>																			

Figure 19 - Example of Completed DD Form 1922, for Variable Case Element (Continued)

DEFENSE WORK MEASUREMENT STANDARD TIME DATA INPUT CODING																									
A DATA SOURCE CODE	B OCCUPATION CODE			C QUALITY CODE		D ELEMENT SOURCE CODE					E DATA ELEMENT CODE (DEC)														
	1	2	3	4	5	6	7	8	9	10	11	12	13	14	15	16	17	18	19	20	21	22	23	24	25
F	F		2	0	6	M	A	L	T	F	A	C	A	X	X	T	F	L	F	N	X	X			
DESCRIPTION OF ELEMENT OPERATION																									
STARTS WITH LOCATING FOLDER POSITION																									
INCLUDES LOCATING FOLDER POSITION, PLACING																									
REMOVING OR PARTIALLY REMOVING AND REPLACING																									
ENDS WITH FOLDER REMOVED INTO FILE AND RELEASED																									
CONDITIONS DOES NOT INCLUDE ANY OPERATIONS																									
PERFORMED WITH FOLDER IS PARTIALLY REMOVED																									
REFERENCE - COLUMN A - TIME TO PLACE FOLDERS																									
REFERENCE - COLUMN B - TIME TO REMOVE FOLDERS																									
REFERENCE - COLUMN C - TIME TO PARTIALLY REMOVE																									
AND REPLACE FOLDERS																									
SEQUENCED FILE REF NO. FOLDERS A B C																									
IN FILE																									
NON-INDEXED, TIGHT A UP TO 15 132 143 156																									
TIGHT B UP TO 30 172 183 196																									
CHECK ONE																									
ACCEPTED REJECTED																									

DEFENSE WORK MEASUREMENT STANDARD TIME DATA INPUT CODING

A DATA SOURCE CODE	B. OCCUPATION CODE				C. QUALITY CODE				D. ELEMENT SOURCE CODE				E. DATA ELEMENT CODE DEC.										
	1	2	3	4	5	6	7	8	9	10	11	12	13	14	15	16	17	18	19	20	21	22	23
F	F	2	0	6	M	A	L	T	F	L	C	A	X	X	T	F	L	F	H	X	X	X	
F. ADP CODE																							
G. TIME MEASUREMENT UNIT VALUE																							
H. DESCRIPTION OF ELEMENT OPERATION																							
18																							
19																							
20																							
21																							
22																							
23																							
24																							
25																							
26																							
27																							
28																							
29																							
30																							
31																							
32																							

TIGHT C 31 70 60 194 205 218
 LOOSE D UP TO 15 116 138 132
 LOOSE E UP TO 30 156 178 172
 LOOSE F UP TO 60 178 200 194
 NO. FOLDERS
 BEHIND INDEX
 UP TO 5 124 135 140
 UP TO 15 155 166 179
 UP TO 30 185 196 209
 UP TO 5 108 130 134
 UP TO 15 139 161 155
 UP TO 30 169 191 185

CODED BY (Initials and Date): RFW 3/15/77

SCREENED BY (Initials and Date): RJP 3/15/77

CHECK ONE
 ACCEPTED REJECTED

REASON FOR REJECTION CODE

Figure 20 - Example of Completed DD Form 1922, for Tabular Element (Continued)

DEFENSE WORK MEASUREMENT STANDARD TIME DATA INPUT CODING

A. DATA SOURCE CODE	B. OCCUPATION CODE	C. QUALITY CODE		D. ELEMENT SOURCE CODE	E. DATA ELEMENT CODE (DESC)					F. ADP CODE	G. TIME MEASUREMENT UNIT VALUE	H. DESCRIPTION OF ELEMENT OPERATION	REASON FOR REJECTION CODE											
		TECHNICAL	PLANNED		1	2	3	4	5															
D	L	9	2	I	E	U	L	T	R	-	3	/	1	J	R	E	C	C	U	X	3			
18	G	=	2																				P PER CAR PREPARED FOR UNLOADING	
19	G	=	3																					
20	G	=	4																					
21	H	=	1																					
22	H	=	2																					
23	H	=	3																					
24	H	=	4																					
25	J	=	1																					
26	J	=	2																					
27	J	=	3																					
28	J	=	4																					
29	J	=	5																					
30	K	=	1																					
31	K	=	2																					
32	K	=	3																					
33	K	=	4																					
34	K	=	5																					

CODED BY (Initials and Date)

RFN 3/15/77

SCREENED BY (Initials and Date)

RJP 3/15/77

CHECK ONE

ACCEPTED REJECTED

DD FORM 1 APR 77 1972

EDITION OF 1 SEP 75 IS OBSOLETE

Figure 22 - Example of Completed DD Form 1922, for a Variable Job Level Element (Cont'd) page 2 of 3

DEFENSE WORK MEASUREMENT STANDARD TIME DATA INPUT CODING																								
A. DATA SOURCE CODE			B. OCCUPATION CODE			C. QUALITY CODE			D. ELEMENT SOURCE CODE			E. DATA ELEMENT CODE (DEC)												
1	2	3	4	5	6	7	8	9	10	11	12	13	14	15	16	17	18	19	20	21	22	23	24	25
D	L		9	2	1	T	U	L	S	R	-	4					K	R	C	C	U	X		
DESCRIPTION OF ELEMENT OPERATION																								
1	=	=	=	=	=	=	=	=	=	=	=	=	=	=	=	=	=	=	=	=	=	=	=	=
2	=	=	=	=	=	=	=	=	=	=	=	=	=	=	=	=	=	=	=	=	=	=	=	=
3	A	=	=	=	=	=	=	=	=	=	=	=	=	=	=	=	=	=	=	=	=	=	=	=
4	B	=	=	=	=	=	=	=	=	=	=	=	=	=	=	=	=	=	=	=	=	=	=	=
5	B	=	=	=	=	=	=	=	=	=	=	=	=	=	=	=	=	=	=	=	=	=	=	=
6	B	=	=	=	=	=	=	=	=	=	=	=	=	=	=	=	=	=	=	=	=	=	=	=
7	B	=	=	=	=	=	=	=	=	=	=	=	=	=	=	=	=	=	=	=	=	=	=	=
8	C	=	=	=	=	=	=	=	=	=	=	=	=	=	=	=	=	=	=	=	=	=	=	=
9	C	=	=	=	=	=	=	=	=	=	=	=	=	=	=	=	=	=	=	=	=	=	=	=
10	V	=	=	=	=	=	=	=	=	=	=	=	=	=	=	=	=	=	=	=	=	=	=	=
11	V	=	=	=	=	=	=	=	=	=	=	=	=	=	=	=	=	=	=	=	=	=	=	=
12	V	=	=	=	=	=	=	=	=	=	=	=	=	=	=	=	=	=	=	=	=	=	=	=
13	V	=	=	=	=	=	=	=	=	=	=	=	=	=	=	=	=	=	=	=	=	=	=	=
14	V	=	=	=	=	=	=	=	=	=	=	=	=	=	=	=	=	=	=	=	=	=	=	=
15	V	=	=	=	=	=	=	=	=	=	=	=	=	=	=	=	=	=	=	=	=	=	=	=
16	V	=	=	=	=	=	=	=	=	=	=	=	=	=	=	=	=	=	=	=	=	=	=	=
17	V	=	=	=	=	=	=	=	=	=	=	=	=	=	=	=	=	=	=	=	=	=	=	=

SCREENED BY (Initials and Date) **RJP 3/14/77**

CHECK ONE ACCEPTED REJECTED

REASON FOR REJECTION CODE

CODED BY (Initials and Date) **RFW 3/14/77**

DD FORM 1 SEP 77 1972

EDITION OF 1 SEP 73 IS OBSOLETE

Figure 23 - Example of Completed DD Form 1922, for a Constant-Variable Task Level Element

PAGE 1 OF 2

Appendix II - Personal, Fatigue, and Delay (PF&D) Allowances

DoD 5010.15.1-M
 BASIC VOLUME

* this factor will be 4.2 percent (20.0 minutes). If facilities layout
 * or management policy dictate that longer break periods are required,
 * it will be necessary to recompute the percentage for the Basic allow-
 * ance subject to approval of higher authority. *

Basic Allowance	Percent	
	4.2	
<u>Add:</u>		
a. Normal office conditions	0	
b. Normal shop, central heat, slightly dirty or greasy	1	
* c. <u>Slightly</u> disagreeable conditions. Exposed to inclement weather part of time, poor heating, or poor cooling.	3	*
* d. Exposed to <u>extremely</u> disagreeable conditions most of time. Proximity to hot objects, continuous exposure to disagreeable odors and fumes, or to excessive temperature ranges.	6	*

Add the following where applicable:

* a. Where time is allowed by management at the beginning
 * of the shift to make ready and/or at the end of the
 * shift to get/put away tools and equipment, clean up
 * work area, or to don/remove special work clothing
 * (aprons, smocks, etc.) allowances are as follows: *

<u>TOTAL MINUTES ALLOWED FOR PREPARATION AND CLEANUP</u>	<u>% ALLOWANCE</u>
5	1.0
10	2.1
15	3.1
20	4.2

* NOTE: In "super-clean" room conditions, use (b) below to
 * supplement these allowances. *

* b. Adjunctive allowance - allowed for work performed
 * in "super" clean rooms. Required when operators
 * must utilize special clothing, which includes
 * caps, boots, etc., and remove it when leaving
 * work area. This includes time to invest or di-
 * vest special clothing at beginning and ending of
 * shift, at lunch, and for personal requirements. *

* c. Where the work period is 8 consecutive hours and
 * 20 minutes lunch period is allowed at the expense
 * of the Government. *

Allowances for Fatigue

Physical: Consider the average weight handled per man and only those elements of time that the man is under load to determine percentage (total time for under load elements divided by base time and use the closest percentage on the chart). Also, consider the height that load must be manually lifted (average situation)

a. Weight Allowances. The percent allowances given below are based on the effective net weight being handled in the area between knees and chest. Chart also applies to laying weight on floor or low skid, or to sliding or rolling objects along a plane.

Effective Net Weight Handled	Percent of time under load				
	1-12	13-25	26-50	51-75	76-100
1-10	0	1	2	3	4
11-20	1	3	5	7	10
21-30	2	4	9	13	17
31-40	3	6	13	19	25
41-50	5	9	17	25	34
51-60	6	11	22	x	x
61-70	7	14	28	x	x
71-80	8	17	34	x	x

x - Study individual job for improvement considering job enlargement, mechanical aids, worker rotation or other stress relieving aids.

Table values will be multiplied by the following factors as dictated by conditions:

For picking up load from floor, multiply basic allowance by	1.10
For placing load above chest-height, multiply basic allowance by	1.20
For getting load from above chest-height, multiply basic allowance by	0.50

The application of the factors from this table in the computation formula on page A-II-10 will normally provide a realistic PF&D allowance. However, in some instances the use of these factors results in an unrealistic, zero or negative denominator in the formula. When this occurs, assuming all factors are defined correctly, it will be necessary to combine related elements or standards into higher levels until a realistic allowance is obtained. "Realistic" is defined as an allowance acceptable to the worker, the supervisor, and the analyst.

b. To determine the effective net weight for sliding or rolling objects the weight must be multiplied by following coefficients of friction:

<u>Coefficients of Friction (Average Values)</u>	
<u>Surface</u>	<u>Friction Coefficient</u>
Wood on Wood	0.4
Wood on Metal	0.4
Metal on Metal	0.3

Example: Worker sliding a 40 lb. casting from metal conveyor to wood work bench. $ENW = 40 \text{ lbs.} \times .4 = 16 \text{ lbs.}$

Position: Consider the position which the employees must assume to perform the operation. Select the class which best describes the average condition. It is assumed that the job will be less tiresome if the position can be varied frequently.

Class	Percent
a. Sitting or standing	0
b. Sitting	1
c. Walking	1
d. Standing	2
e. Climbing or descending ramps, stairs or ladder	4
f. Working in close, cramped position	7

Mental: Consider the degree of concentration necessary to perform the job and the amount of variety in the tasks. Highly repetitive jobs should be low in this factor.

Class	Percent
a. Work largely committed to habit; simple calculations on paper, reading easily understood material such as routine or familiar instructions, counting and recording, simple inspection requiring attention but little discretion, arranging papers by letter or number.	0
b. Work requires full attention; copying numbers, addresses or instructions, memory of part number, name while checking stock or parts list, simple division of attention between work at hand and jobs of others, conveyor or time schedule, simple calculations in head, filing papers by subject of familiar nature.	2
c. Work requires concentrated attention; reading of nonroutine instructions, routine calculations on paper such as long division and four-place multiplication, checking numbers, parts, papers, etc.,	

requiring cross check or double check, division of attention between three components such as accounting, inspecting, and grading or driving over unfamiliar route, watching vehicle, traffic and route signs.

- * d. Work requires deep concentration; swift mental calculations or calculations on paper, memoizing, inspection work requiring interpretation and discretion of unfamiliar nature, as when working against nonroutine specifications, highly divided attention between phases of work, operations of others, hazards, etc. 8 *

- * **Lighting:** Consider the amount of light on the working surface in relation to the fineness of details upon which the operator works. Consider the amount of glare on the work surface and rapid changing or "hypnotic" effect on the work surface. *

Class	Percent
Continual glare on work areas - Work requiring constant change in light on work area. Less than 75 foot candle power on work surface for normal job. Less than 125 foot candle power on work surface for close work.	2

- * **Noise Factor:** Consider the general noise of the work areas as well as any annoying, sharp, staccato, or intermittent noises occurring during more than 50% of the work day. If ear plugs or ear muffs are worn, their sound deadening effect must be considered when using this allowance. *

Class	Percent
a. Constant, rather loud noises such as in machine shops, motor test shops, etc. (over 60 decibels)	1
b. Average constant noise level but with loud, sharp, intermittent, or staccato noise such as nearby riveters, punch presses, etc. (Example: sheet metal shop).	2

Monotony: Consider the fatigue resulting from fast, highly repetitive operations. The cycle is the time elapsed from starting one element until the same element is started again.

DoD 5010.15.1-M
BASIC VOLUME

Cycle Time	Percent
a. 0.00-0.20 minutes	4
b. 0.21-0.40 minutes	3
c. 0.41-0.80 minutes	2
d. 0.81-2.50 minutes	1
e. 2.51 minutes or more	0

Restrictive Safety Devices and Clothing: Consider those devices which are required by the job and which cause fatigue when worn. No allowance should be made here unless it is necessary to remove the device occasionally for relief, or if wearing them causes fatigue. If more than one device is required, add the allowances.

Class	Percent
a. Face shield	2
b. Rubber boots	2
c. Goggles or welding mask	3
d. Tight, heavy protective clothing	4
e. Filter mask	5
f. Safety glasses	0

Allowances for Delay

Consider the job in relation to adjacent jobs--how long can any adjacent job be shut down before the job being studied is affected? Also, consider other delays inherent in the job, such as supervisory interruptions, moving from one work station to another, waiting for cranes, etc. No delays which can be prevented by the employee should be considered here.

Basic Allowance

Class	Percent
a. Isolated job. Little coordination with adjacent jobs	1
b. Fairly close coordination with adjacent jobs	2

Balancing Delay. Where employees are required to move from one work station to another to balance adjacent stations, add the following:

a. Move once each 5 minutes	5
b. Move once each 30 minutes	3
c. Move once each 60 minutes	2
d. Move once each 2 hours	0

Special Delay Allowances

- * Except for the above, there will be no predetermined or generally *
* used delay allowance percent that is applied without an engineered *
* backup study. It is recommended that an appropriate study be con- *
* ducted in each shop or functional area to ascertain the additional *
* delay allowance requirements. *
- * All noncyclic work elements will be apportioned in the manner that *
* will most accurately add their cost to the product cost. Work *
* elements such as cleaning chips and tool care and replacement, *
* though occurring on an irregular basis, can be measured and the time *
* required prorated directly to the machine operating portion of the *
* work cycle rather than as an allowance. Certain irregular *
* occurring elements having a direct relationship to the job such as *
* obtaining parts and materials and periodic inspection should be *
* added to the cycle time on a prorated basis or as separate work *
* element rather than added as an allowance. Again, care should be *
* taken to assure that there is no duplication between cycle time *
* elements and allowance elements. Nor shall the delay allowance *
* be used as a "dumping ground" for operation activity not an inte- *
* gral part of the work load in the shop. *
- * Special delay allowance elements fall into two categories; (1) those *
* which occur on a non-foreseeable basis (power failure, minor repairs *
* to defective parts, wait for job assignment), (2) those which occur *
* on a time basis (daily, weekly, hourly). The following are examples *
* of the type of special delay which can be considered for allowance: *
- * 1. Obtain job information from supervisor, inspector or pro- *
* duction control. *
 - * 2. Wait for special tools already being used if waiting time *
* cannot be eliminated. *
 - * 3. Power failure of non-reportable duration. *
 - * 4. Work interference. *
 - * 5. Minor rework elements if not caused by operator error. *
 - * 6. Extra work required due to hidden parts or material defects *
* if minor. *
 - * 7. Unsuccessful hunt for parts or materials. *
 - * 8. Machine breakdown of non-reportable duration. *

Application of Allowance

Expression as Percentage

The factors provided in this procedure are expressed as a percentage of 480 minutes (eight hours). Since the productive time in the work day is a variable inversely proportional to the amount of PF&D allowance, it is necessary that all factors are expressed as a percentage of the total work day in order to provide a constant base. It is, therefore, necessary that all locally determined factors are similarly expressed.

Computation Procedures

Percent of Work Day

The application of the allowances requires that the total percent of PF&D allowance be determined first by adding the percentage for the applicable factors of the productive day before it can be applied. This is accomplished by dividing the total work day by the productive day expressed as a percent of the work day, i.e.,

$$\text{Allowance Factor} = \frac{100\%}{100\% - \text{allowance (\% of the work day)}}$$

a. Example:

Assume all factors total 15 percent allowance (this is 72 minutes of the 480 minute work day). Converting this allowance to a percentage of the productive day (408 min.) results in an allowance of 17.6 percent.

$$\text{Allowance Factor} = \frac{100\%}{100\% - 15\%} = \frac{100\%}{85\%} = 1.176$$

* If allowances are expressed in minutes: *

$$\text{Allowance Factor} = \frac{480 \text{ min.}}{480 - 72 \text{ min.}} = \frac{480 \text{ min.}}{408 \text{ min.}} = 1.176$$

Application to Normal Time

The final step in the application of the allowance is to multiply the normal time by the allowance factor. For example, assume the rated productive time to be 408 minutes, the job standard would be:

$$408 \text{ minutes} \times 1.176 = 480 \text{ minutes}$$

Examples of Application

Unloading Boxes from Truck

- * a. Job Conditions - Crew is unloading boxes from a truck and placing them on a pallet and the following conditions are in effect. *
- * (1) The operation is performed at a warehouse ramp. *
- * (2) The boxes weigh 25 pounds each and the employee is under load 25% of the time. The boxes are being taken from stacks slightly higher than his waist and are placed on pallets resting on the truckbed. *
- * (3) The work is purely routine.
- * (4) The employee walks approximately five feet with each box.
- * (5) The cycle time (per box) is .500 minutes, actual under load elements equal .125 minutes (if per pallet the % may be somewhat less).
- * (6) No restrictive safety devices are required. *
- * (7) A forklift operator is considered a part of the unloading crew. *

b. Computation of Allowance	Percent	
(1) Personal Base	4.2	
Class B Slightly disagreeable, exposed to weather	3.0	*
(2) Fatigue		
Physical - 25 pounds handled 25% of the time (total under load element time, .125 divided by cycle time, .500 = 25%).	4.0	*
Mental - Class A - work committed to habit	0.0	
Position - Class C (walking)	1.0	
Monotony - Class C (0.50 minutes)	2.0	
(3) Delays		
Class A. Little coordination with adjacent jobs	1.0	
(4) TOTAL ALLOWANCE	15.2	*

c. Allowance Factor

*
$$AF = \frac{100\%}{100\% - 15.2} = \frac{100\%}{84.8\%} = 1.179$$
 *

d. Computation of Standard

* If this operation is studied and the normal time is determined to be 0.500 minutes, the standard time would be computed as follows: *

* $0.500 \times 1.179 = 0.590$ standard minutes. The number of decimal places used would depend on the time increments used in the manhour accounting system and the volume of production. *

* Aircraft Instrument Assembly *

* a. Job Conditions *

* An employee receives tray of parts and assembles small air-
* craft instrument. Completed instrument is delivered to outgoing
* window in clean room. Cycle time is 15 minutes. *

- * (1) Work is performed in "super" clean room. *
- * (2) No formal break periods have been established, but
* employees are free to attend to personal needs as necessary. *
- * (3) Instrument weighs less than one pound. *
- * (4) No clean up period at end of shift. *
- * (5) Employee performs work seated at work bench. *
- * (6) No restrictive devices are required. *
- * (7) Only occasional visual and mental concentration re-
* quired. *
- * (8) Unavoidable delays have been established at 5% by
* separate study. *

* b. Computation of Allowances *

	Percent
(1) Personal	
Basic	4.2
"Super" clean room	4.0
(2) Fatigue	
Position-sitting	1.0
(3) Unavoidable Delay	<u>5.0</u>
(4) TOTAL ALLOWANCE	14.2

* c. Allowance Factor *

*
$$AF = \frac{100\%}{100\% - 14.2\%} = \frac{100\%}{85.8\%} = 1.166$$
 *

* d. Computation of Standard *

* Standard time is computed in the same manner as shown in the
* preceding examples. *

* Contract Administration *

a. Job Condition - An employee is performing in a technical
capacity administering contracts. The following conditions are in
effect:

- (1) The operation is performed in a normal office.
- (2) The employee reviews and prepares contractual documents,
contacts contractor or other government personnel for obtaining
information or resolving problems, participates in meetings.

- (3) The work requires a combination of deep concentration and concentrated attention.
- (4) The employee is primarily sitting but does change positions throughout the work day (i.e., not restricted to desk).
- (5) Operations vary in cycle time and context.
- (6) No restrictive devices are required.
- (7) Delays are inherent in the job. Employee has the ability to shift to other operations when delays occur.

b. Computation of Allowance	Percent
(1) Personal Basic	4.2
(2) Fatigue	
Mental - work requires deep concentration 50% time and concentrated attention 50% time	6.0
Position - Sitting	1.0
Monotony	0.0
(3) Delay	
Isolated job	1.0
(4) TOTAL ALLOWANCE	12.2%

c. Allowance Factor

$$AF = \frac{100\%}{100\% - 12.2\%} = 1.139$$

d. Computation of Standard

Standard time is computed to the same manner as shown in the preceding examples.

Preparation of Voucher

a. Job Conditions

An employee is preparing a voucher for payment. The following conditions are in effect:

- (1) The operation is performed in a normal office.
- (2) The work requires full attention. Employee must check request for payment against contract clauses, make calculation on calculator and prepare voucher.
- (3) Employee accomplishes job at desk but may change routines to obtain additional data.
- (4) Cycle time of operation is 20 minutes.
- (5) No restrictive devices are required.
- (6) If flow of work is cut back, operation would have to be shut down or curtailed.

DoD 5010.15.1-M
BASIC VOLUME

b. Computation of Allowance		Percent
(1) Personal		
Basic		4.2
(2) Fatigue		
Mental - Work requires concentrated attention		4.0
Position - Sitting		1.0
Monotony		0.0
(3) Delay		
Fairly close coordination with adjoining jobs		2.0
(4) TOTAL ALLOWANCE		<u>11.2%</u>

c. Allowance Factor

$$AF = \frac{100\%}{100\% - 11.2\%} = 1.126$$

d. Computation of Standard

Standard time is computed in the same manner as shown in the preceding examples.

Appendix III - Training

APPENDIX III - TRAINING

General:

The nature of work measurement is such that individual differences in the characteristics of persons measuring work can influence the end result. To assure a valid base of work measurement data, these individual differences must be minimized. The effect of individual differences can be reduced to a minimum by:

- a. Standardization of Training.
- b. Periodic performance rating training.
- c. Application of standard time data.

Standardization of work measurement training has been accomplished within the Department of Defense by designating a single defense agency, the Army Management Engineering Training Activity (AMETA), as the focal point for developing and providing standard management engineering training courses to all DoD activities and by requiring AMETA certification of all DoD instructors who teach these courses. Standard Time Data and other specialized training is accomplished both as an integral part of work measurement training courses or as distinct separate courses.

Work Measurement training consists of basic courses for new personnel and specialized courses for maintaining or upgrading proficiency consistent with career development. It is the responsibility of each organization to take advantage of available training to insure the technical competence of assigned management engineering personnel. It is an essential requirement of the DoD Productivity Program that personnel engaged in Methods and Standards work successfully complete the Defense Work Methods and Standards Course (DWMS) and exhibit a proficiency in the application of the techniques covered in the course before they are considered qualified as work measurement technicians/analysts. Also of utmost importance when standards are being developed by using either time study or work sampling is the task of correctly evaluating observed performance and relating it to an acceptable concept of normal. Training on a continuing basis with periodic performance rating sessions is required for management engineering personnel who rate operator performance in order that they maintain this ability.

The end result of these efforts at standardization within the Department of Defense is to provide:

- a. Uniform applications of work measurement to produce consistent and comparable data.
- b. Personnel who can be used in or transferred from one organization or activity to another without extensive retraining.

c. The capability for pooling the training of personnel regardless of parent component, organization, or activity thus affording savings in both training and travel funds.

Introduction to Available Courses

The overall continuing mission of the Army Management Engineering Training Activity (AMETA) is to improve the management and use of the Productivity Systems through effective education, research, doctrine and information and consulting programs. The curriculum consists of a comprehensive body of knowledge encompassing scientific management techniques and practices. The courses are principal, concept and/or technique oriented, and every effort is made to demonstrate best management practices so the enrollee can apply knowledge gained upon return to his installation. Following is a brief description of some of the pertinent Industrial and Management Engineering Courses that are available.

Defense Work Methods and Standards (DWMS)

The Defense Work Methods and Standards Course is a five week (200 hours) course normally taught at AMETA although arrangements can be made for the course to be taught on site. The specific course objectives are to provide the enrollee with the skills necessary to:

- a. Analyze and design work methods and procedures.
- b. Establish non-engineered work measurement standards.
- c. Establish engineered work measurement standards.
- d. Design and use a work measurement hierarchal structure that will support the information needs of the management processes of budgeting, staffing control, and work planning and control.

The methods of instructions used are lecture conferences, practical exercises, shop projects, and examinations.

The enrollee is presented a definitive concept of the Management Process to give him an understanding of the on-going activities of management. Within the framework of this Management Process, the Work Measurement Standards and Methods efforts can be analyzed in detail and related to the total management effort.

Through grounding is provided in various techniques employed in methods improvement and work measurement. Topics in the methods portion of the course include cost analysis, work sampling, value engineering, process analysis, operations analysis, and multi-activity analysis. Facility layout and materials handling are also considered. Through lecture and practical exercises, the enrollee develops skill in analyzing, designing, developing, and presenting improved methods dealing with the flow of work manual activities, operator machine relationships, and crew activities.

The work measurement portion of the course concentrates on the development of work measurement standards. Major emphasis is given to engineered standards, e.g., direct time study, rated work sampling, standard data systems, and predetermined time systems. Consideration is also given to development of non-engineered standards and standards for intermittent work flow. Topics include technical and professional estimates, statistical standards, simulation, and waiting line techniques. These approaches are discussed as a means of handling work measurement in areas not readily adaptable to engineered standards.

The course is designed for persons presently engaged in, or soon to be assigned to, methods study and work measurement activities. This course is not designed for supervisory personnel nor staff personnel who require an appreciation of methods improvement and work measurement. Experience has shown that satisfactory performance in this course is unlikely without proficiency in basic statistics and algebra; mathematical symbols, handling of decimals, fractions, and simple equations, and plotting of statistical data. Where this proficiency does not exist, an opportunity should be provided to the enrollee to develop these skills prior to assignment to the class.

An integral part of the DWMS course of instructions on the application of the time study or work sampling techniques is concerned with evaluation of performance or performance rating. The procedure for evaluating performance, when developing labor performance standards by stop watch or work sampling, is commonly called rating or leveling. The factor by which the average performance time is multiplied, in order to adjust for difference in performance above or below average, is called a Rating Factor.

The purpose of training in Performance Rating is to enable each individual to relate his rating to an acceptable norm. There are four methods of performance rating which are endorsed for use within the Department of Defense and are taught in the DoD work-measurement courses. Of these four methods, one can usually be selected as the most appropriate for a given set of circumstances. The selection of the best method to be used becomes obvious as the circumstances are evaluated.

The performance rating methods approved for use throughout the Department of Defense are:

- a. Conventional
- b. Objective
- c. Westinghouse
- d. Synthetic Leveling

Defense Work Measurement - Standard Time Data (DWMSTD)

This course is a two week (80 hours) course designed to provide enrollees with a working knowledge of the Defense Work Measurement Standard Time Data Program (DWMSTDP) with emphasis on the uniform application of the standard time data elements included in the program. In addition, the course provides the enrollee with knowledge of the latest techniques of work measurement for the development of standard time data. Instructional techniques include lecture conference, practical exercises and examination.

The course content provides an in-depth coverage of the Defense Work Measurement Standard Time Data Program. Topics include the coding structures, source and location of various levels of data, element descriptions, time values, quality of data and selection of universal and occupation related data. Emphasis is placed on enrollees application of the data in developing labor performance standards. The course includes methodology for the application of data from the applicable DWMSTDP Volumes.

In addition, the course treats the development of new and supplemental standard time data using various work measurement and data presentation techniques in order to fill voids in the DoD data bank and to develop unique/specific data coverage.

This course is designed for methods and standards supervisors, analysts/technicians and planner estimators actively engaged in applying labor performance standards and possessing basic knowledge in the methods and standards development area. Experience has shown that satisfactory performance in this course is enhanced by a review of basic work methods and standards techniques prior to attendance.

Defense Work Methods and Standards (DWMS) - Orientation Seminar

This orientation seminar is a two day (16 hours) course designed to provide the enrollees with a general understanding of the basic techniques of methods study and work measurement, the use of DWMS information by the supervisor, and the relationship of DWMS to the management process. The methods of instruction used are lecture conferences and practical exercises.

This orientation includes an introduction to the DWMS program, the role of work measurement in performance measurement, the need for quality of work measurement standards, the use of standards in staffing and budget development, and the use of DWMS information in productivity improvement. The course includes an overview of the basic principles of methods improvement to cover the flow of work, manual activities, layout studies, and operator-machine relationships. Emphasis is placed on logical and systematic approach to methods study. The use of work sampling, pre-determined time systems, and direct time study to establish engineered time standards are presented. The development and use of statistical time standards, staffing patterns, technical estimates are covered as techniques for non-engineered standards. The relationship of the work methods and standards functions to other management functions is examined to provide the enrollees with a knowledge of the basic

requirements and elements for a successful DWMS program.

This course is designed for supervisors of mission (line) activities and staff personnel (managers and action officers) whose work requires a general understanding of methods improvement and work measurement. It is not intended for the technician engaged in methods improvement and work measurement studies or supervisors of these functions.

Productivity Orientation Seminar

This orientation seminar is a 1 week (40 hours) course designed to provide enrollees with the latest knowledge on methods useful in measuring and enhancing productivity in both product and service type organizations. The methods of instruction used are lecture conferences and case studies.

This orientation seminar is concerned with the need, and the means for increasing productivity throughout all elements of the Federal sector. Consideration is given to the methods available to managers for increasing productivity in any operation. Attention is directed to the use of high level performance measures in the traditional processes of workload programming, resource allocation, budgeting, and work planning and control systems. Emphasis is placed on the use of work methods and standards in the Defense Productivity Program.

Specific topics covered include: the history of performance measurement in the Government; concepts of effectiveness and efficiency; integration of work unit, unit cost, productivity measurement, and work measurement; selection of performance measures; establishment of performance baselines; performance assessment and control; and effectiveness/efficiency tradeoffs. The use and role of job design techniques, capital investment, and work planning and control, are addressed as they relate to increased productivity in any organization.

This course is designed for functional managers responsible for initiating action to measure and enhance organizational productivity. Other applicants will be considered on an individual basis. This course is not for personnel who will be directly involved in the actual design and implementation of productivity measurement systems. Those individuals should consider the course, "Productivity Measurement and Enhancement Methods (JT)".

Productivity Measurement and Enhancement Methods (JT)

This course is a two week (80 hours) course designed to provide the enrollee with the skills necessary for measuring and enhancing productivity in both the product and the service type organizations. Specific topics covered are:

- a. Efficiency and effectiveness measurement.
- b. Productivity indicators.
- c. Productivity planning and control.

- d. Labor productivity measurement.
- e. Productivity enhancing capital investment.
- f. Productivity enhancing methods.
- g. Job enrichment.

The methods of instruction used are lecture conferences, practical exercises and case studies.

The enrollee is presented a definitive concept of productivity and related performance measurement systems. Topics typically covered include: concepts of effectiveness and efficiency; integration of work unit, unit cost, and productivity measurements; selection and computation of performance measures; integration of detailed and summary level performance measures; establishment of performance baselines; integration of performance measures into the management processes of workload programming, resource allocation, budgeting, and work planning and control systems; performance assessment, trend analysis, input/output analysis, status determination, forecasting; and auditing of performance measurement systems.

Specific techniques useful for establishing performance indicators are addressed. These include: multiple correlation and regression analysis, parametric estimating, linear programming, standard data systems, work measurement techniques, and indirect staffing analysis.

Consideration is also given to a variety of productivity enhancement methods. Typical subjects covered are: capital investment analysis, job design, standard unit costs, methods and procedures studies, employee motivation and work planning and control systems.

This course is designed for staff analysts assigned the responsibility for designing and implementing productivity measurement and enhancement systems. Typical enrollees would include industrial engineers, management analysts, and staffing and budget specialists who have a responsibility for assessing the utilization of resources.

NOTE: This is not a course in basic work measurement for the development of detailed standards.

Methods Time Measurement (MTM)

Methods-Time-Measurement (MTM) is a procedure which analyzes any manual operation into the basic motions required to perform it and assigns to each motion a predetermined time standard which is determined by the nature of the motion and the conditions under which it is made.

MTM classifies all motions required to perform an operation into ten classes or kinds of motions. A predetermined time has been assigned to each motion that takes into account the nature of the motion and the conditions under

which it is made. These times represent the time for an average operator to perform the motion. The time values associated with the MTM elements are expressed in Time Measurement Units (TMU's). Each TMU is equal to .00001 hour or .0006 minute. These time values have already been "leveled" or adjusted to provide times for the normal operator working at a normal pace.

Advantages of MTM over other work measurement techniques:

- a. Eliminates need to level (rate) operator performance.
- b. Forces analyst to concentrate on methods analysis.
- c. Requires a more exact description of the method.
- d. Permits methods to be determined prior to production.
- e. Results in more consistent standards.
- f. Limits use of the stop watch.
- g. Shifts grievances from performance rating to fact.
- h. Allows a more scientific approach to methods engineering by providing basic motion and time data.

MTM is probably the most widely used of all predetermined time systems. One reason for this is the advantage to MTM users of the continuing research carried out by the Association. These research programs have resulted in the publication of a number of MTM Research Reports, which are available through the MTM Association.

There are currently three of the MTM Systems used in DoD.

- a. MTM-1 which was developed where precision time values are necessary.
- b. MTM-2 which reduces analysis time but does so at the expense of prediction accuracy and,
- c. MTM-3 which was developed to have an application time approximately three times as fast as MTM-2.

It is very important that only those who have been trained and have been qualified as an MTM practitioners in MTM-1, MTM-2 or MTM-3 be permitted to use the applicable MTM technique. The following paragraphs will provide more details on each system in the MTM family.

Methods - Time Measurement - 1 (MTM-1) (JT)

This course is a three week (120 hours) course designed to provide the enrollee with a working knowledge of Methods-Time Measurement - 1 technique for establishing engineered standards. The methods of instruction used are lecture

DoD 5010.15.1-M
BASIC VOLUME

conferences, practical exercises, shop project, and examination.

MTM-1 is a standardized course of instruction developed by the Methods-Time Measurement Association (a non-profit organization) and presented by a qualified and certified MTM-1 practitioner. The course covers procedures to be used in the study and analysis of work motions, and in the assigning of proper time values to each basic motion. Specific items covered include:

- a. Developing and improving methods.
- b. Establishing production time standards.
- c. Developing standard data.
- d. Using MTM-1 data for estimating and scheduling.
- e. Using MTM-1 data for training operators.
- f. General Purpose Data (GPD) familiarization.
- g. MTM-2 and MTM-3 familiarization.

The final examination for this course is a standardized test and will be graded by the MTM Association. Enrollees who achieve a passing grade on this examination will receive a certificate of recognition as an MTM-1 applicator from the MTM association.

This course is designed for persons presently engaged in (or soon to be assigned to) the methods study or work measurement activity and who will be assigned to activities requiring the application of Methods-Time Measurement (MTM-1). This course is not designed for supervisory personnel and staff personnel who require an appreciation of methods improvement or work measurement.

Methods-Time Measurement 2A (MTM-2A)

This course is a one week (40 hours) course designed to provide the enrollee with a working knowledge of the Methods-Time Measurement-2 (MTM-2) system, the second general level of MTM data. The methods of instruction used are lecture-conferences, practical exercises, film loops and examination.

MTM-2A is a standardized course of instruction developed by the Methods-Time Measurement Association (a non-profit organization) and presented by an Association certified MTM-2 instructor. This course covers procedures to be used in the study and analysis of work motions and the assigning of proper time values to these motions.

The specific items covered include:

- a. Development of MTM-2.
- b. Study of Get and Put and Weights.

- c. Study of Applied Pressure, Regrasp, Eye Action, Foot Motion, Step, Bend and Arise, and Crank.
- d. Study of Simo Motions and Combined Motions.
- e. Practical Exercises and Examinations.
- f. Film Loop Analysis.

This course is designed for qualified MTM-1 applicators who intend to use MTM-2 for estimating and standard setting purposes. Persons enrolling in this course should be presently engaged in methods study or work measurement activity. This course is not designed for supervisory and staff personnel who require an appreciation of methods improvement and work measurement.

Certification in MTM-1 is a prerequisite for this course.

Methods-Time Measurement 2B (MTM-2B)

This course is a two week (80 hours) course designed to provide the enrollee with a working knowledge of Methods-Time Measurement 2B (MTM-2B). The methods of instruction used are lecture conferences, practical exercises, film loops, and examination.

A standardized course of instruction developed by the Methods-Time Measurement Association (a non-profit organization) and presented by an Association certified MTM-2 instructor. The course covers procedures to be used in the study and analysis of work motions and the assigning of the proper time values to the motions. During the first week, a review of Work Simplification, Methods Improvement, and the basic elements of MTM-1 are presented. The MTM-2 elements and the principles of application are studied during the second week. Specific items covered in the first week include:

- a. Work Simplification and Methods.
- b. The basic motions and definitions of MTM-1.
- c. Developing standard time data.

Specific items covered in the second week (MTM-2) include:

- a. Development of MTM-2
- b. Study of Get and Put and Weights.
- c. Study of Apply Pressure, Regrasp, Eye Action, Foot Motion, Step, Bend and Arise, and Crank.
- d. Study of Simo Motions and Combined Motions.
- e. Practical Exercises and Examinations.
- f. Film Loop Analysis.

DoD 5010.15.1-M
BASIC VOLUME

This course is designed for those individuals who are not qualified in MTM-1 but who intend to use MTM-2 for estimating and standard setting purposes. Persons enrolling in this class should be presently engaged in the methods study or work measurement activity. This course is not designed for supervisory and staff personnel who require an appreciation of methods improvement and work measurement.

Methods-Time Measurement -3 (MTM-3) (JT)

This course is a one week(40 hours) course designed to provide the enrollee with a working knowledge of Methods-Time Measurement-3 (MTM-3) which is the third general level of the family of MTM data. The methods of instruction used are lecture conferences, practical exercises, film loops and examination.

MTM-3 is a standardized course of instructions developed by the Methods-Time Measurement Association (a nonprofit organization) and presented by an Association certified MTM-3 instructor. The course is intended as a supplementary tool for those who are already qualified in MTM-2 and have a need for a system of time data even faster in application than MTM-2. MTM-3 is applicable in situations where there is considerably less demand for detailed methods description and highly precise time determinations.

This course is designed for qualified MTM-2 applicators who wish to extend their use of the MTM systems to jobs which occur in small batches and where the methods and motion distances can vary considerably from cycle to cycle. This course is not designed for supervisory and staff personnel who require an appreciation of methods improvement and work measurement. NOTE: Certification in MTM-2 is a prerequisite for this course.

Maintaining Proficiency in Work Measurement

An effective and continuous training program is essential to bring proficiency in work measurement to a prescribed level and to maintain or upgrade that level. One area that requires continued review and evaluation is in performance Rating or Leveling. The time value determined for an operation must be applicable to all operations, good, bad or indifferent. Consistency in determining the leveling factor within the established range is necessary to insure the accuracy of the standards.

Training in performance rating is divided into a development phase designed to establish rating proficiency and a maintenance phase designed to maintain that proficiency. The development phase consists of both orientation and practice sessions. Those students not meeting an acceptable proficiency level must continue in the development phase until they do. The maintenance phase is limited to practice sessions and should be given at regular intervals. For conventional, objective, and Westinghouse methods, rating films (such as those developed by the Society for Advancement of Management and by AMETA) are used in both phases of the training program.

Performance Rating training material is provided by AMETA for all practitioners of work measurement within the Department of Defense. This material contains all the details for successful application of Performance Rating and is an integral part of the Defense Work Measurement and Standards Course.

Appendix IV - Glossary of Terms

PREFACE

The definitions that appear in this Glossary represent the accepted DoD definitions. They are a compilation of definitions taken from many authoritative sources and are neither abridged nor revised. Whenever possible definitions published in ANSI Z-94.12-1972, the "American National Standard Industrial Engineering Terminology-Work Measurement and Methods" was selected in order to capitalize on this effort to standardize industrial engineering terminology.

The terms are listed in alphabetical order. Where a term consists of two words, the alphabetical arrangement is by the first word. Related terms are cross referenced and synonyms noted.

The use of the "enclosed" definitions is encouraged in all matters relating to work methods and measurement, including initiating new publications or revising old ones. Only in this manner will effective communication and mutual understanding be achieved.

Recommendations, changes, or additions to this Glossary can be made by writing the Defense Industrial Resources Support Office, Cameron Station, Alexandria, Virginia 22314.

WORK MEASUREMENT GLOSSARY OF TERMS

Abnormal Time - A time value which is outside of statistical or policy variance limits. Syn: Abnormal Reading.

Accumulative Timing - A multiple (usually three) stopwatch technique for time study in which a mechanical linkage pressed at successive cycle breakpoints instantaneously stops, starts, and resets the individual watches so that, respectively, they may be read for recording the latest element time, timing the element currently being observed, and ready to time the next element.

Accuracy - Degree of correctness, exactness or precision. The relationship between the mean value of a large number of measurements and the objective true value of the quality measured.

Activity - 1) In the military establishment, a physically identifiable organization unit responsible for management or execution of a function -- combat, logistical or administrative. Distinguished from an "installation" or an "operating unit" when it includes a number of activities. 2) Also a budget-activity account (q.v.). 3) In the supply area, may refer also to an operating agency or intermediate operating agency; e.g. a participating activity in the cataloging system.

Activity Sampling - See: Work Sampling.

Actual Cost - An acceptable approximation of the true cost of producing a part, product or group of parts or products, including all labor and material costs and a reasonable allocation of overhead charges.

Actual Coverage - The number of jobs, or the number of personnel whose jobs are covered by a standard during the reporting period. Syn: Standard Coverage.

Actual Hours - All manhours, military and civilian, reported against a cost account and for which labor costs must be applied.

Actual Time - The unadjusted time for the accomplishment of a defined task or task element as indicated directly by a timing device. Syn: Observed Time.

Allowance - Work Measurement: A time value of percentage of time by which the normal time is increased, or the amount of non-productive time applied, to compensate for justifiable causes or policy requirements which necessitate performance time not directly measured for each element or task. Usually includes: irregular elements, incentive opportunity on machine control time, minor unavoidable delays, rest time to overcome fatigue, and time for personal needs.

Allowance Factor - A coefficient which, when applied to productive time, results in the product allowed time.

Allowed Hours - See: Standard Hour, Allowed Time.

Allowed Time - A normal time value increased by an appropriate allowance(s).
See: Standard Time.

Alternative Time Standard - A standard allowed time developed for use with a method of performing a task other than the established standard method.

Available Machine Time - The time during which a machine could be used for performing work.

Available Process Time - The portion of a time cycle during which a process agent or system could be acting usefully on the product.

Available Time - The total hours that assigned personnel are available to the work center to perform productive effort. It equates to assigned time minus nonavailable time.

Average Cycle Time - 1) The sum of observed or actual work cycle times, excluding abnormal times, divided by the number of such cycle observations. 2) The sum of the average element times.

Average Elemental Time - See: Average Cycle Time

Average Element Time - See: Average Cycle Time.

Average Time - See: Average Cycle Time.

Avoidable Delay - A time delay not allowed in standard time calculations because it is unnecessary and is due solely to factors under worker control and responsibility.

Backlog - An accumulated workload volume, not yet accomplished. That portion of work which is behind schedule or beyond the immediate capability of the processing organization.

Balance - 1) The act of distributing the work elements between the two hands performing an operation or between the different operations in a process to achieve essentially equal performance times among them. 2) The state of approximately equal working time distribution among the various components or an operation or process, e.g. the stations on an assembly line.

Balanced Line - A series of progressive related operations with approximately equal standard times for each, arranged so that work flows at a desired steady rate from one operation to the next.

Balanced Motion Pattern - 1) A sequence of concurrent arm and hand movements over symmetrical paths that achieve approximately equal momentum between the arms in directions which facilitate muscular equilibrium. 2) A series of movements with both hands involving negligible delay or idle time for either hand while the other is working.

Balancing Delay - 1) The idle time of one hand in an operation due to imperfect balancing. 2) The idle time of one or more operations in a series due to imperfect balancing. See: Balance. Syn: Balance Delay.

Banked Workload - Known workloads which are available for scheduling but have not been released into a processing organization.

Base Time - Represents the time which would be required for completion of the task under the circumstances defined as standard except that it does not include any time for the operator's personal needs, time lost due to delays and interruptions or time lost due to other miscellaneous causes.

Basic Element - See: Elemental Motion.

Basic Motion - A human motion closely related to primary physiological and/or bio-mechanical performance capabilities of the body or its members (e.g. a therblig or other standard motion defined within a predetermined time system.) Compare: Elemental Motion.

Basic Motion Timestudy (BMT) - A system of predetermined motion time standards in which manual motions are subdivided into the basic elements required for their performance and time values assigned these basic elements. A basic motion is considered to occur when a body member that has been at rest moves and again comes to rest. The system was developed in 1950 by J. D. Woods and Gordon, Limited.

Bench Mark - A standard of measurement with enough characteristics common to the individual units of a population to facilitate economical comparison of attributes for selected units from a sample, which therefore need not be directly measured. Bench marks may be used for job evaluation, performance rating, establishing operational standards, standard data development, cost estimating, and other purposes. See: Bench Mark Job; Key Job.

Bench Mark Job - A job with enough characteristics common to other jobs to be acceptable as a gage for those other jobs without their direct measurement for time standards, job evaluation, or other purposes.

Break Point - A point in a work cycle readily distinguished by sight and/or sound which is selected as the boundary between two elements for time recording in time study or element definition in motion study. Syn: Reading Point; End-point.

Building Block Concept - A standard data development approach which accepts some increase in the variability of determining improvement potential to enhance the rapidity and economy of establishing operational standards. Building blocks describes the mechanism by which basic motions are combined in establishing compactly coded data elements used to determine operational standards.

Changeover Time - The time required to modify or replace an existing facility or workplace, usually including both teardown time for the existing condition and setup of the new condition. See: Setup; Teardown.

Check Study - A partial or complete review of a job or operation to evaluate the appropriateness of its standard time.

Chronocyclegraph Technique - A modification of the cyclegraph technique to permit the computation of motion velocities and accelerations from the spacing of light signals on the film whose shapes indicate the direction of movement, produced by pulsing the lights on and off at regular time intervals. See: Cyclegraph Technique.

Chronological Study - A detailed study and recording of a sequence of events in the order of its occurrence. See: Production Study.

Coding - 1) Translation of a data processing machine program from descriptive, symbolic, or diagram form into machine language (code) or into an explicit symbolic language that may be translated directly into machine language by means of an assembly program or compiler.

Combined Motions - Two or more non-consecutive elemental motions performed during the same time interval by the same body member. Compare: Simultaneous Motions.

Combined Work - 1) Man-machine work with the operator controlling the pace at which work progresses. The machine is being loaded or operated by, or it is waiting for, the operator. Usually this implies that the operator is doing more than running one machine. 2) The total accomplishment of a crew or specified group of workers considered as one entity.

Confidence Limits - Are a probability statement concerning the likelihood that the true value of the population lies within the range specified by a selected sample.

Consistency - 1) The absence of noticeable or significant variation in behavioral or numerical data as, for example, in the work pace or method used by a worker. 2) Uniformity or agreement, within stated limits, between repetitive occurrences of an event or a numerical value.

Constant Element - A job or task element without significant variation in its work content and/or performance time. May be used to describe elements within a given operation or elements common to different operations.

Continuous Method - See: Continuous Timing.

Continuous Reading - See: Continuous Timing.

Continuous Timing - A stopwatch technique in which the watch runs continuously throughout the study and readings are made of the cumulative time at the end of each element. Individual element times are then found by subtraction. Syn: Continuous Method; Continuous Reading.

Controllable Workload - Any work can be held in controlled banks or aggregates and scheduled as the volume of noncontrollable and semicontrollable workloads permit.

Control System - An administrative system that has as its primary function the collection and analysis of feed-back from a given set of functions for the purpose of controlling those functions. Control may be implemented by monitoring and/or systematically modifying parameters or policies used in those functions, or by preparing control reports that initiate useful action with respect to significant deviations and exceptions.

Cost Center - An administrative unit selected for the purpose of accumulating and controlling costs. It usually: 1) consists of a natural grouping of machines, methods, processes, or operations; 2) is identified with single management responsibility; and 3) is made up of elements which have common cost characteristics.

Cycle - The complete sequence of activities, operations and machine or process times required to complete one segment, unit, or batch of work. See: Motion Cycle; Work Cycle.

Cyclegram - Similar to cyclegraph except that the film being exposed is moved slowly to one side so that retraced motions are shown side by side on the film rather than confusingly superimposed.

Cyclegraph - The pattern developed by the cyclegraph technique. See: Cyclegraph Technique.

Cyclegraph Technique - The use of small lights on the hands or other body members to indicate their motion patterns. The lights are recorded by a still camera in a darkened room with an exposure time equal to at least one motion cycle.

Cycle Timing - 1) Timing a complete work cycle as a single time rather than timing the individual cycle elements. 2) Differential timing.

Cyclic Element - An element of an operation or process that occurs every cycle of the operation or process.

Cyclic Timing - See: Cycle Timing.

Decimal-Hour Stop-Watch - A timing device with two hands whose movement may be started, stopped or reset to zero by depressing control buttons on the perimeter of the watch case. A small dial is calibrated in hundredths of an hour and a large dial is calibrated in ten-thousandths of an hour. Thus, the time interval may be read in decimal hours to four decimal places.

Decimal-Minute Stop-Watch - A timing device with two hands whose movement may be started, stopped, or reset to zero by depressing control buttons on the perimeter of the watch case. A small dial is calibrated in whole minutes and a large dial is calibrated in hundredths of a minute. Thus, the time interval may be read in decimal minutes to two decimal places.

Defense Integrated Management Engineering System (DIMES) - (NOTE: No longer used in DoD. Included for reference only. Term superseded by current productivity program). The application of management engineering principles and techniques to provide a common base of work measurement and productivity data which can be used in the development of financial and manpower requirements; in work planning and control; in the development of productivity performance indices relating output to inputs; and for other management purposes.

Delay - A pause or interruption in the scheduled work activity of man, machine, or product flow. See: Avoidable Delay, Unavoidable Delay, Inherent Delay.
Syn: Interruption; Stoppage.

Delay Allowance - 1) A time increment to allow for contingencies and minor delays beyond the control of the operator. May be included in a time standard as a percentage or as non-productive time. 2) A separate credit (in time or money) to compensate the operator on incentive for a specific instance of delay not covered by the piece rate or standard.

Delay Time - A period during which an employee is idle due to breakdown of equipment, lack of tools, or materials, or any other factor beyond his control.

Diagnostic Study - A brief investigation or cursory methods study of an operation, process, or group in order to discover areas wherein more detailed studies would be feasible. An appropriate work measurement technique may be used to evaluate alternatives or to locate major areas requiring improvement.

Differential Timing - The time study technique used in order to obtain the value of an element of extremely short duration. It consists of: 1) Obtaining cycle values, first including and then excluding the element, for which the time is required. The time for the required element is then obtained by subtraction. 2) Timing the element by combining it with preceding and/or following elements in successive cycles and obtaining the time of the short element by subtraction.

Direct Cost - Any cost which is identified specifically with a particular final cost objective. Direct costs are not limited to items which are incorporated in the end product as material or labor. Costs identified specifically with a contract are direct costs of that contract. All costs identified specifically with other final cost objectives of the contractor are direct costs of those cost objectives.

Direct Labor - 1) Work which is readily chargeable to or identifiable with a specific product. 2) Work performed on a product or service that advances the product or service towards its ultimate specifications or objectives.

Direct Labor Standard - A standard time set on a direct labor operation. See: Direct Labor.

Discontinuous Timing - See: Repetitive Timing.

Division of Labor - The separation of jobs or tasks into less complex jobs or tasks usually to allow use of workmen possessing less skill than that required by the overall job or task, or to make use of special skills. Syn: Division of Work.

Downtime - A period of time during which an operation is halted due to a lack of materials, a machinery breakdown, or the like.

Earned Hour Report - The product resulting from the accumulation and computation of direct labor earned hours and actual payroll hours expended on direct and indirect labor during a specific period, published and distributed to various designated levels of management for review and corrective action if necessary.

Earned Hours - The time in standard hours credited to a workman or a group of workmen as a result of their completion of a given task or group of tasks; usually calculated by summing the multiplication of applicable standard times and the completed work units.

Effectiveness - The performance or output received from an approach or a program. Ideally, it is a quantitative measure which can be used to evaluate the level of performance in relation to some standard, set of criteria, or end objective.

Efficiency, Labor - 1) The ratio of standard performance time to actual performance time, usually expressed as a percentage. 2) The ratio of actual performance numbers (e.g., the number of pieces) to standard performance numbers, usually expressed as a percentage.

Effort - The apparent physical and mental exertion exhibited by the worker while performing a segment of work.

Effort Rating - See: Performance Rating.

Elapsed Time - The actual time taken by a worker to complete a task, an operation, or an element of an operation. 2) The total time interval from the beginning to the end of a study.

Element - A subdivision of the work cycle composed of a sequence of one or several fundamental motions and/or machine or process activities, which is distinct, describable, and measurable. See Manual Element; Machine Controlled Time.

Elemental Motion - Individual manual motions or simple motion combinations used to describe the sensorymotor activity in an operation. Generally refers to the more basic and elementary therbligs. An attempt often is made to define them precisely with associated time values. Typical elemental motions are: reach, move, assemble, pre-position, turn.

Element Breakdown - 1) The separation of a work cycle into two or more elements.
2) A listing of work elements with individual descriptions and/or calculations for each.

Element Time - The time to perform a given element. May refer to the observed, average, selected, normal or standard time.

End Point - See: Breakpoint.

Engineered Performance Standard (EPS) - The time (man-hours) it should take a trained worker or a group of trained workers, working at a normal pace, to produce a described unit of work of an acceptable quality according to a specified method under specific working conditions. It is derived from a complete, objective analysis and measurement of the task (EPS's are developed through the use of time study, predetermined time systems, standard time data, rated work sampling, or any combination of these techniques that will give a comparable level of accuracy).

Engineered Standard - See: Standard Time.

Engineered Time Standards - See: Standard Time.

Ergonomics - See: Ergonomics; Work Measurement.

Ergonomics - The study of work tasks with emphasis on reducing to a practical minimum the physiological cost of doing the work. See: Work Design, Methods Engineering, Motion Analysis, Motion Economy.

Estimated Standard - See: Estimated Time.

Estimated Time - An element or operation time that has been predicted on the basis of such information as may be available without detailed study.

External Work - Any element of an operation which must be performed by the operator while the machine or process is not in operation and which results in a loss of potential machine or process operating time. The term "external" implies that the element occurs outside the machine or process cycle.

Fair Day's Work - That amount of work which is expected daily from an employee. May be established solely by management or through mutual agreement. May or may not be established through the use of various measurement techniques. Syn: Expected Attainment. See: Normal Performance.

Fallout Workload - That workload which may be bypassed (banked or eliminated) in favor of a higher priority workload.

Fatigue - 1) A defense mechanism of man signalling a desire to escape from the present situation or to reduce effort. Emotionally, it stems from either sensory deprivation (monotony) or a high incidence of stressful events over a limited period of time. 2) A physical weariness or emotional indifference existing in a person; adversely affecting the ability to perform work; may be due to subjective causes.

Fatigue Allowance - Time included in the production standard to allow for decreases or losses in production which might be attributed to fatigue. (Usually applied as a percentage of the leveled, normal, or adjusted time).

Feasibility Study - 1) A study of the applicability or desirability of any management or procedural system from the standpoint of advantages versus disadvantages in any given case. 2) Also a study to determine the time at which it would be practicable or desirable to install such a system when determined to be advantageous. 3) A study to determine whether a plan is capable of being accomplished successfully.

Film Analysis - A systematic, detailed analysis of work from a motion picture film. Usually related to micromotion or memomotion study. See: Micromotion Study, Memomotion Study.

Film Analysis Chart - For recording a film analysis. Generally records each successive elemental motion, element or operation, the beginning and ending clock time (if a clock is included in the picture) or frame number, and its descriptive symbol. See: Simo Chart; Therblig Chart. Syn: Film Analysis Record.

Five Year Defense Program (FYDP) - The official program which summarizes the Secretary of Defense approved plans and programs for the DoD. The FYDP is published at least once annually.

Flow Analysis - Detailed examination of the progressive travel, either of men or material, from place to place and/or from operation to operation.

Flow Chart - Tabular material, standardized symbols and explanations depicting the predetermined route of either man or material, from place to place and/or from operation to operation in the manufacturing or processing sequence of events.

Flow Diagram - A representation of the location of activities or operations and the flow of materials between activities on a pictorial layout of a process. Usually used with a flow process chart.

Flow Line - 1) The direction taken either by men or material as they progress through the manufacturing or processing sequence of events. 2) The path along which men or material travel in progressing through the plant. Syn: Line of Flow.

Flow Path - The space occupied by the material or sub-assembly or assembly as it moves through the manufacturing process.

Flow Process Chart - A graphic, symbolic representation of the work performed or to be performed on a product as it passes through some or all of the stages of a process. Typically, the information included in the chart is quantity, distance moved, type of work done (by symbol with explanation) and equipment used. Work times may also be included. Flow process chart symbols generally used are: ASME Standard

Symbols

Explanation



OPERATION: a subdivision of a process that changes or modifies a part, material or product, and is done essentially at one workplace location.



TRANSPORTATION (move): change in location of a part, material or product from one workplace to another.



INSPECTION: comparison of observed quality or quantity of product with a quality or quantity standard.



STORAGE: keeping a product material or part protected against unauthorized removal.



DELAY: an event which occurs when conditions (except those which intentionally change the physical or chemical characteristics of the part material or product) do not permit or require immediate performance of the next planned step. Syn: Flow Chart, Product Process Chart; Product Analysis Chart.

Foreign Element - An element with a random, usually unpredictable, frequency of occurrence, not part of a normal method.

Form Process Chart - A graphic, symbolic representation of the process flow of paperwork forms. Similar to a flow process chart except that the item of interest is one or more forms. A form process chart may show organizations, operations, movements, temporary and controlled storages, inspection or verification, disposal of all forms charted, as well as the source and type of information transmitted between forms. Flow process chart symbols may be adapted to reflect the form processing activity. Syn: Information Process Analysis Chart; Functional Forms Analysis; Forms Analysis Chart.

Frame Counter - A mechanical counter which can be used to determine the number of frames that have passed a predetermined point in a motion picture. (The frame counter may be attached to any device for showing or viewing motion pictures).

Frequency - 1) The number of times a specific value occurs within a sample of several measurements of the same dimension or characteristic on several similar items. 2) In work measurement, the number of times an element occurs during an operation cycle.

Frequency Study - A study made to determine the number of occurrences of elements during a given period.

Fumble - An unintentional human activity referred to as a sensory - motor error that may or may not be avoidable depending upon the working environment or the skill of the operator.

Function - The appropriate or assigned duties, responsibilities, missions, or tasks of an individual, office, or organization.

Gang Chart - See: Multiple Activity Process Chart.

Gantt Chart - A graphic representation on a time scale of the current relationship between actual and planned performance.

Handling Time - The time required to move parts or materials to or from an operation or work area.

Hand Time - The time required to perform a manual element. See: Manual Element.
Syn: Manual Time.

High Task - Performance of an average experienced operator working at an efficient pace, over an eight-hour day under incentive conditions, without undue or cumulative fatigue. Often stated as a percentage above normal performance.
See: Normal Effort; Low Task. Syn: Incentive Pace.

Human Factors Engineering - A merging of those branches of engineering and the behavioral sciences which concern themselves principally with the human component in the design and operation of man-machine systems. Based on a fundamental knowledge and study of man's physical and mental abilities and emotional characteristics.

Idle Time - Time during which a worker is not working. See: Avoidable Delays; Unavoidable Delays; Waiting Time.

Indirect Cost - Any cost not directly identified with a single final cost objective, but identified with two or more final cost objectives or with at least one intermediate cost objective.

Indirect Labor - Labor which does not add to the value of a product but which must be performed to support its manufacture. May not be readily identifiable with a specific product or service. See: Indirect Labor Standard.

Indirect Labor Standard - 1) An established Standard of time for labor performed while rendering services necessary to production, the cost of which cannot be assessed against any part, product or group of parts or products accurately or without undue effort and expense. 2) A standard time for indirect labor. See: Indirect Labor; Standard Time.

Industrial Engineer - This series includes all classes of positions that involve professional work in industrial engineering. Industrial engineering is that branch of engineering concerned with planning, design, improvement, analysis, and installation of integrated systems of men, materials, and equipment. The work requires application of specialized professional knowledge and skill in the mathematical, physical, and social sciences together with the principles and methods of engineering analysis and design to specify, predict, and evaluate the results to be obtained from such systems.

Industrial Engineering - The design, improvement, and installation of integrated systems of men, materials and equipment. It draws upon specialized knowledge and skill in the mathematical, physical, and social sciences together with the principles and methods of engineering analysis and design, to specify, predict and evaluate the results to be obtained from such systems.

Industrial Engineering Technician - This series includes nonprofessional technical positions engaged in industrial engineering work. Industrial engineering technician positions are concerned primarily with planning, designing, analyzing, improving, and installing integrated work systems comprised of men, materials, and equipment, for use in producing products, rendering services, repairing equipment, or moving and storing supplies and equipment. The work typically involves studies of engineered time standards, methods engineering, layout design of work centers, control systems, materials handling, or manpower utilization. It requires a knowledge of the principles and techniques of industrial engineering and practical knowledge of pertinent industrial and related work processes, facilities, methods, and equipment.

Industrial Fund - A revolving fund established in the Department of Defense for the purpose of providing working capital for the operation of industrial-type or commercial-type activities.

Inherent Delay - Idle time for an operator because of his wait for a machine or process element completion.

Interference Allowance - An allowance to compensate for idle machine time when the work cycles of a man and the two or more machines on which he works do not coincide. See: Machine Interference; Allowance.

Interference Time - Idle machine time resulting from the inability of a machine operator, when assigned to two or more semi-automatic machines, to serve them when they require service. See: Machine Interference.

Intermittent Element - See: Irregular Element, Regular Element.

Internal Element - See: Internal Work

Internal Work - Manual work performed by an operator while the machine or process is operating automatically. Syn: Fill Up Work; Inside Work.

Irregular Element - An element with a random frequency of occurrence which can be statistically determined. Compare: Foreign Element.

Jig - 1) A mechanical device used to guide a tool along a predetermined path when in contact with the material or workpiece supported in the device. 2) A device used to hold parts in position.

Job - The combination of tasks, duties, and responsibilities assigned to an individual employee and usually considered his normal or regular assignment.

Job Analysis - Determination of the characteristics of a job through detailed observation and evaluation of the activities, facilities required, conditions of work, and the qualifications needed in a worker. Syn: Job Study.

Job Breakdown - The systematic separation of an operation into individual elements, or the results of such a separation. Syn: Operation Breakdown.

Job Characteristic - See: Job Factor.

Job Design - See: Work Design.

Job Factor - 1) An element essential to a job which provides a basis for selecting and training workers and establishing the wage range for the job. Such characteristics include mental and physical requirements, responsibilities, hazards and other working conditions. 2) A predetermined element included in a job evaluation plan against which jobs are compared. Syn: Job Characteristic.

Job Skill - The manual and mental proficiency required to perform a given task. Syn: Skill.

Job Standardization - The procedure of specifying a standard practice or a standard method for a job.

Job Study - See: Job Analysis.

Joint Time Study - 1) A time study technique that utilizes more than one observer and is often used to study large, complex operations performed by more than one workman. 2) A time study made by both company and union representatives in order to prevent or to resolve disagreements over time standards.

Key Job - A job that is considered representative of similar jobs in the same plant, company, industry, or labor market and hence may be used for comparing the description of the key job with descriptions of other jobs for job evaluation and job classification purposes. May also be used as an aid in establishing wages for non-key jobs. Compare: Bench-Mark Job.

Kymograph - An electronic time study device used to measure extremely short work time intervals. Consists of a system of transducers (principally micro-switches and photoelectric cells) that are activated by an operator performing a job, and a tape puller that records the impulses as a function of time.

Labor - 1) The mental and/or physical effort and energy expended by humans to produce and distribute materials, goods, and services. 2) Employees with little or no supervisory responsibility whose sole or main task is to aid in the production of materials, goods, or services. 3) To work or toil.

Labor Effectiveness - See: Effectiveness.

Labor Efficiency - See: Efficiency.

Labor Saving Ratio - The ratio of the unit labor cost of an improved method to the unit labor cost of another method.

Labor Standard - See: Direct Labor Standard; Indirect Labor Standard.

Labor Standard Time - See: Standard Time.

Layout - The physical arrangement, either existing or in plans, of facilities or of the items necessary to perform a work task.

Learning Curve - A plot of productive output or unit work times of an individual or group as a function of time or output per unit time.

Leveled Element Time - 1) Normal element time determined by adjusting observed element time by a performance rating factor. 2) Normal element time determined by adjusting observed element time by the leveling process.

Leveled Time - See: Leveled Element Time.

Leveled Workload - See: Balance.

Leveling - See: Performance Rating.

Loose Standard - A standard time greater than that required by a qualified workman with normal skill and effort, following a prescribed method and utilizing allowances for delays, personal needs and rest. Compare: Tight Standard.

Low Task - A term used to indicate that performance rating or production standards are based on daywork levels as contrasted to high task or incentive work performance. Sometimes taken to mean a level of performance below the level expected under measured daywork conditions.

Machine Controlled Element - See: Machine Controlled Time.

Machine Controlled Time - The time required by a machine to complete the automatic portion of a work cycle. The operator may be attending the machine but his presence does not affect its performance. Syn: Independent Machine Time; Machine Time; Machine Element.

Machine Cycle - That period which an automatic machine takes to complete an operation.

Machine Element - See: Machine Controlled Time.

Machine Hour - A unit for measuring the availability or utilization of machines. It is equivalent to one machine working for 60 minutes, two machines working for 30 minutes, or an equivalent combination of machines and working time.

Machine Idle Time - 1) Time during which a machine is idle during a work cycle awaiting the completion of manual work. 2) Interference Time.

Machine Interference - The occurrence of conflicting demands for service (perhaps) by two or more units of equipment.

Machine Load - 1) The planned amount of use of a unit of equipment during a specified interval of time. 2) The percentage of maximum load at which the machine is actually used.

Machine Pacing - Machine or mechanical control over the speed at which the work progresses, as opposed to pacing by the worker(s). See: Machine Controlled Time.

Machine Time - See: Machine Controlled Time.

Machine Time Allowance - See: Machine Controlled Time; Allowance.

Macroelement - An element of a work cycle long enough to permit observation by the naked eye and timing by a stopwatch. See: Microelement.

Maintenance - Preventive and/or correctional activities to insure that facilities and equipment are functionally capable of expected operation. As a result of these activities, equipment should be in good operating condition (clean, free from unrecognized hazards, etc.) within specified limitations such as those imposed by age and prior use.

Management - A process of establishing and attaining objectives to carry out responsibilities. Management consists of those continuing actions of planning, organizing, directing, coordinating, controlling and evaluating the use of men, money, materials and facilities to accomplish missions and tasks. Management is inherent in command, but it does not include an extensive authority and responsibilities as command.

Management Analyst - This series includes positions involved in developing, analyzing, evaluating, advising on, or improving the effectiveness of work methods and procedures, organizations, manpower utilization, distribution of work assignments, delegations of authority, management controls, information and documentation systems, and similar functions of management. The work requires primarily a high order of analytical ability combined with a comprehensive knowledge of (a) the functions, processes and principles of management; and (b) methods used to gather, analyze and evaluate information concerning the management process.

Management Clerk and Assistant - This occupation includes positions that involve performance of clerical and technical work in support of such management analysis functions as time and motion studies; development of organizational and work flow charts; examination of work processes and data; improvement of records, paperwork, documentation, information management; and similar functions. The paramount qualifications requirement is a practical knowledge of the purpose, operation, methodology, and techniques characteristic of specific management analyses functions, rather than a thorough knowledge of the functions, processes, and principles of management.

Management Engineering - 1) Combines the exactness of science with the art of judgment to develop managerial tools, techniques, procedures, and methods which, when applied by a manager, will help achieve more effective operations. 2) The application of engineering principles to all phases of planning, organizing, and controlling a project or enterprise.

Management Improvement - A change or modification of operation or a better use of equipment or personnel, which improves performance and results in an overall increase in operational effectiveness.

Management Technician - See: Management Clerk and Assistant.

Man-Hour - A unit of measure representing one man working for one hour. The combination of "n" men working for "h" hours produces "nh" man-hours. Frequent qualifications to the definition include: 1) designation of work effort as normal effort; 2) designation of time spent as actual clock hours. See: Man-Minute. (see: Idle Time).

Man Hour Allowance - Man-hours worked on positions established by management decision, law, or other means, not dependent on the volume of production and man-hours allowed by ratio or related to some other measurable unit.

Man-Hours Earned - See: Earned Hours.

Man-Hours Worked - Actual payroll hours expended in direct or indirect labor categories exclusive of leave.

Man-Machine Chart - See: Multiple Activity Process Chart.

Man-Minute - A unit for measuring work. It is equivalent to one man working at normal pace for one minute, two men working at normal pace for thirty seconds, or an equivalent combination of men working at normal pace for a period of time. Compare: Man-Hour; Man-Year.

Manpower - 1) The power available from the use of men's labor (physical or mental), measured by the number of units or bodies, as in both manpower and machines are needed. 2) Personnel considered from the standpoint of this power.

Manpower Determinations - The overall staffing required to support a given level of effort through use of management/industrial engineering techniques.

Manpower Determinants - The family of standards, criteria, and other program estimating equations used to determine control, distribute, and program manpower resources.

Manpower Requirements - The manpower required by quantity and skills at operational levels to produce a given amount of work, based on work-load factor, standard time per work unit and labor efficiency including productivity improvement as necessary.

Manpower Utilization - The manner in which available personnel are used in an organization in terms of the efficiency in accomplishing the mission and the functions.

Man-Process Chart - A graphic, symbolic representation of the work steps or activities performed or to be performed by a man. Typically, the information included on the chart is the distance the man moves and type of work he does. Equipment used and work times may also be included.

Manual Element - A distinct, describable, and measurable subdivision of a work cycle or operation performed by hand or with the use of tools and one that is not controlled by process or machine.

Manually - Controlled Work - A work cycle consisting completely of manual elements or where the manual time controls the pace at which the work progresses. Syn: Effort-Controlled Cycle.

Man-Year - A unit of work representing the productive effort of one person in one year. This unit varies with the length of the work week or work month. For purposes of manpower and cost analysis, the year is considered to be 52 weeks with 40 hours in each week. See: Man-hour.

Marstochron - An electric motor-driven paper-tape puller used to record motion or work element times. An observer visually detects the end points of successive motions or elements and preesses one or both of two keys that record these end points as successive marks along a time base on the tape. Syn: Chronograph; Marstograph.

Measured Hours - See: Measured Work.

Measured Work - A term used to describe work, operations, cycles, etc., which have been the subject of time study or other standards setting technique and on which a standard has been set.

Mechanization - The act or process of using power-driven machinery to perform specific operations or functions usually with the intent of improving productivity and/or quality of the work performed.

Motion Study - A work measurement and methods analysis technique using a motion picture camera that records events at less than normal camera speed, e.g., 50, 60, or 100 frames per minute. Used for the analysis of long events, group activities or processes that do not move rapidly. Syn: Camera Study; Time Lapse Photography.

Mental Work - Work done principally by the mind: logical decision-making, such as sorting, classifying, or inspecting (monitoring); recalling (memory); calculation, such as performing mathematical or verbal operations and inductive policy or hypothesis formulation. The complexity may vary from elementary mental reactions to highly involved judgements based on a large number of variable factors.

Method - 1) The procedure or sequence of motions by workmen and/or machines used to accomplish a given operation or work task. 2) The sequence of operations and/or processes used to produce a given product or accomplish a given job. 3) A specific combination of layout and working conditions; materials, equipment, and tools; and motion pattern involved in accomplishing a given operation or task.

Methods Analysis - That part of methods engineering normally involving an examination and analysis of an operation or a work cycle broken down into its constituent parts for the purpose of improvement, elimination of unnecessary steps and/or establishing and recording in detail a proposed method of performance.

Methods Engineering - The technique that subjects each operation of a given piece of work to close analysis in order to eliminate every unnecessary element or operation and in order to approach the quickest and best method of performing each necessary element or operation. It includes the improvement and standardization of method, equipment, and working conditions; operator training; the determination of standard times and occasionally devising and administering various incentive plans.

Methods Improvement - See: Methods Engineering.

Methods Study - See: Methods Engineering

Methods - Time Measurement (MTM) - A system of predetermined motion-time standards. It is a procedure which analyzes any operation into certain classifications of human motions required to perform it and assigns to each motion controlled only by the individual performing it a predetermined time standard which is determined by the nature of the motion and the conditions under which it is made.

Microchronometer - A large-faced electric clock with rapidly moving hands used in micromotion studies (within the camera's view) to indicate the passage of time. The clock usually measures to the nearest wink, or 0.0005 minutes.
Syn: Wink Counter.

Microelement - An element of work too short in time to allow it to be observed with the naked eye. See: Elemental Motion.

Micromotion Study - A work measurement or methods analysis technique using a motion picture camera to record events at normal (960 frames per minute) or faster than normal camera speed. Used for the analysis of short, highly detailed operations that move at too rapid a rate for satisfactory visual observation. The camera may be driven so as to act as a timing device for the measurement of motions or elements, or the camera may be a timing device such as in a microchronometer in the camera's field of view. Syn: Camera Study.

Minimum Time - The shortest actual time recorded during a time study for each element of work.

Mnemonic Coding - A mnemonic code embodies characteristics of Alphabetic, Numeric, and Alpha-Numeric Codes. A mnemonic is one in which there is some assistance to the memory in the combination of the numbers or letters or both, employed. Usually the first letter of the key word or the numeric value of the data is used for jogging the memory.

Modal Time - The observed time value for an element or operation that occurs more often than any other time value.

Motion Analysis - The study of the basic divisions of work involved in the performance of a given operation for the purpose of eliminating all useless motions and arranging the remaining motions in the best sequence for performing the operation. See: Principles of Motion Economy.

Motion Cycle - The complete sequence of motions and activities required to do one unit of work or to perform an operation once. See: Cycle.

Motion Economy - See: Principles of Motion Economy; Motion Analysis.

Motion Sequence - A series of basic MTM motions that occur together in sequence to form a motion pattern.

Motion Study - See: Motion Analysis.

Motion-Time Analysis (MTA) - A system of predetermined motion-time standards used for describing and recording an operation in terms of its motions. The value of each motion is predetermined both as to utility and time allowance.

Multiple Activity Operation Chart - See: Multiple Activity Process Chart.

Multiple-Activity Process Chart - A chart of the coordinated synchronous or simultaneous activities of a work system of one or more machines and/or one or more men. Each machine and/or man is shown in a separate, parallel column indicating its/his activities as related to the rest of the work system. Examples: multiman process chart; gantt chart; multiman-machine process chart; man-machine process chart; man-multimachine process chart. Syn: Multiple Activity Operation Chart; Multiple Activity Chart.

Multiple Watch Timing - See: Accumulative timing.

Nonavailable Time - Man-hours assigned but not available for productive effort for reasons which are essential beyond the control of the supervisor.

Noncontrollable Workload - Work that cannot be held for scheduling purposes without risk of impairing support to using organizations.

Noncyclic Element - An element of an operation or process that does not occur every cycle of the operation or process, but its frequency of occurrence in the operation or process is specified by the method. Compare: Irregular Element.

Nonengineered Standard - A standard computed by using one or more of the techniques of work measurement which does not meet the requirements of an engineered performance standard.

Nonrepetitive - 1) Generally an operation or process that is performed for only one or a few cycles before it has to be changed significantly to adapt to new requirements. 2) Odd-job production. 3) An operation that does not have a predictable order of elements. 4) An occasional and/or varying element, operation or job.

Normal Effort - The effort required in manual work to produce normal performance. See: Normal Performance.

Normal Elemental Time - See: Normal Element Time.

Normal Element Time - The selected (average, modal, or other) element time adjusted by rating to obtain the time required by an average qualified workman to perform a single element of an operation while working at a normal pace.

Normal Load (or work-load) - See: Workload.

Normal Pace - The manual pace required to produce normal performance, See: Normal Performance.

Normal Performance - 1) Work output of a qualified workman which is considered acceptable in relation to standards and/or pay levels, which result from agreement, with or without measurement, by management or between management and the workers or their representatives. 2) An acceptable amount of work produced by a qualified employee following a prescribed method under standard conditions with an effort that does not incur cumulative fatigue from day to day. See: Fair Day's Work.

Normal Task - See: Normal Performance.

Normal Time - The time required by a qualified worker to perform a task at a normal pace to complete an element, cycle, or operation using a prescribed method. See: Normal Performance. Syn: Base Time; Leveled Time.

Normal or Average Worker - An operator who is qualified in the operation being studied, reasonably experienced, uses the proper method, and who is working under standard conditions at a normal pace.

Normal Working Area - 1) The area at the work place which is bounded by the imaginary arc drawn by the workman's fingertips moving in the horizontal plane, with the elbow as a pivot, with the workman standing or seated in the normal working position and with the upper arm close to the body hanging in a stationary position. The section where the right and left hands overlap in front of the workman constitutes the normal working area for the two hands. 2) In a vertical plane, the space on the surface of the imaginary sphere, which would

Normal Working Area (cont'd) - be generated by rotating about the workman's body as an axis, the arc traced by the workman's fingertips of the right or left hand when the forearm is moved vertically about the elbow as a pivot. 3) The space within reach of a workman's fingertips as they develop arcs of revolutions, the elbows acting as a pivot when the workman is standing or sitting in the normal working position and when the upper arm is hanging from the shoulder close to the body in a stationary position.

Objective Rating - A two-step method of rating that first rates the observed pace against a defined concept of normal pace and then adds a percentage increment for job difficulty based on experimentally determined table values for factors of job difficulty.

Observation - 1) In time study, the act of noting and recording the time taken by a worker performing an operation or an element of an operation. 2) In motion study, the act of noting and recording the motions used by a worker to perform an operation or an element of an operation. 3) In work sampling, the act of noting and recording what a worker is doing at a specific instant.

Observed Time - See: Actual Time.

Occurrence Factor - See: Occurrence.

Occurrence (Frequency) - 1) The number of times an event takes place, usually in a specific time period. 2) The number of times an element occurs per cycle.

One Best Way - The concept that for every job there is an optimal work method that can be discovered and specified. A concept originated by Frank and Lillian Gilbreth.

Operation - 1) A job or task, consisting of one or more work elements, normally done essentially in one location. 2) The performance of any planned work or method associated with an individual, machine, process, department, or inspection. 3) One or more elements which involve one of the following: the intentional changing of an object in any of its physical or chemical characteristics; the assembly or disassembly of parts or objects; the preparation of an object for another operation, transportation, inspection or storage; planning, calculating, or the giving or receiving of information.

Operation Analysis - A study which encompasses all those procedures concerned with the design or improvement of production, the purpose of the operation or other operations, inspection requirements, setup, tool equipment, working conditions and methods used. See: Work Design. Syn: Motion Study; Work Simplification; Job Study.

Operation Breakdown - See: Job Breakdown.

Operation Chart - See: Right - and Left-Hand Chart.

Operation Process Chart - A graphic, symbolic representation of the act of producing a product or providing a service, showing operations and inspections performed or to be performed with their sequential relationships and materials used. Operation and inspection time required and location may be included.

Operation Time Chart - See: Operator Process Chart.

Operator Process Chart - A graphic, symbolic, representation of the movements made by the body members of one worker in the performance of an operation.

Operator Productivity - The ratio of standard time or other performance standard to the actual time or other performance measure for the same task. When this ratio is equal to 1.00 (100%) the operator is meeting standard output.
Syn: Operator Performance.

Organization - 1) The form of association of persons for attainment of specified objectives. 2) The establishment of authority and responsibility of persons so associated with consideration to coordination and effectiveness in operation. 3) An identifiable unit or group of persons having specific delegated function(s). 4) The act of establishing such relationships and duties.

Output - The products, functions, tasks, services, or capabilities an organization exists to produce, accomplish, attain or maintain. The objectives justifying the existence of the organization and its consumption of resources. (Benefit, performance, effectiveness).

Output Measures - See: Output.

Outside Work - See: External Work.

Overhead - See: Indirect Cost.

Overtime - Time worked in excess of regular working time as established by agreement or law usually paid for by a premium in addition to the base wage rate.

Pace - The rate of movement with which a worker performs his tasks.

Pace Rating - See: Performance Rating.

Performance - The degree with which a workman applies his skill and effort to an operation under prevailing conditions.

Performance Effectiveness - See: Effectiveness.

Performance Efficiency - See: Efficiency.

Performance Evaluation - A critical and objective appraisal of performance measurement data and related information to obtain an accurate picture of overall status of a specific area, ascertain exceptional accomplishments, identify shortfalls and their causative factors, and develop meaningful recommendations.

Performance Index - The ratio of a performance standard established for a certain quantity of work to the performance actually achieved. When this ratio is equal to 1.00 (or 100%) the worker or group is meeting standard performance. See: Operator Productivity.

Performance Indicator - A significant quantitative measure of performance which provides the best perspective of total management effort being applied in an area.

Performance Measurement - The recording and comparing of current accomplishments against past experience and approved goals.

Performance Rating - 1) Process whereby an analyst evaluates observed operator performance in terms of a concept of normal performance. 2) The performance rating factor. Syn: Leveling; Pace Rating; Effort Rating; Objective Rating.

Performance Rating Factor - The number (usually a percentage) representing the performance rating.

Performance Rating Scale - A numerical scale of performance which may or may not include defined benchmarks. For example, normal performance can be expressed as 100% or 60 minutes per hour. The 100% scale is the most common scale used.

Performance Ratio - See: Performance Index.

Performance Sampling - A technique for determining the performance rating factor to be applied to an operator or a group of operators determined by short randomly spaced observations of the performance.

Performance Standard - A criterion or bench mark to which actual performance is compared.

Personal Allowance - An allowance intended to provide time for the personal needs of the worker during the normal work day. See: Allowance. Syn: Personal Time.

Personal Time - See: Personal Allowance.

Plant Layout - The physical arrangement, either existing or in plans, of industrial facilities.

Position - 1) (Time-study usage). The element which consists of aligning, orienting, or locating one object in relation to another. 2) (Motion-study usage). The basic element which consists of aligning, orienting, and engaging one object with another where the motions used are so minor that they do not justify classification as other basic elements.

Potential Coverage - An estimate of the number of jobs or the number of personnel whose jobs could be covered by labor performance standards. The estimate is based on a review of the organizations functions and responsibilities.

Predetermined Motion Time Study (PDT, PDS, PMTS) - Systems of elemental manual motion times covering the principal body and body extremity activities. In these systems predetermined time values have been determined from experimentation and measurement for each motion. Segur's Motion Time Analysis developed in the early 1920's was the first complete predetermined motion time system. The most common PMT systems are basic motion time study (BMT), dimensional motion time (DMT), methods time measurement (MTM), motion time analysis (MTA), and work factor (WF).

Predetermined Motion Time System - See: Predetermined Time System.

Predetermined Time - See: Predetermined Time System.

Predetermined Time Standard - See: Predetermined Time System.

Predetermined Time System - An organized body of information procedures and techniques employed in the study and evaluation of manual work elements. The system is expressed in terms of the motions used, their general and specific nature, the conditions under which they occur, and their previously determined performance times. Syn: Predetermined Motion Time System.

Principles of Motion Economy - Basic principles, which if properly applied, reduce the effort and/or time content of manual work.

Procedure - An oral or written communication which specifies a criteria and the desirable order of methods (but not their content) necessary to produce a specific effort or product.

Process - 1) A planned series of actions or operations which advances a material or procedure from one stage of completion to another. 2) A planned and controlled treatment that subjects materials to the influence of one or more types of energy for the time required to bring about the desired reactions or results. Examples include the curing of rubber, mixing of compounds, heat-treating of metals, machining of metals, and the like.

Process Chart - 1) A graphic, symbolic representation of the specific steps in a processing activity. See: Flow Process Chart; Operation Process Chart; Man Process Chart; Flow Chart; Multiple Activity Process Chart; Operator Process Chart.

Process Chart Symbols - Graphical symbols or signs used on process charts to depict the type of events that occur during a process. Five such symbols have been defined and approved by the American Society of Mechanical Engineers, Management Division.

Their names and symbols are:

Operation		Delay	
Inspection		Storage	
Transportation			

Process Planning - A procedure for determining the operations or actions necessary to transform material from one state to another.

Process Sheet - A sketch, diagram or listing of the operations in sequential order necessary to accomplish the desired result (such as transforming material from one state to another).

Process Time - 1) Time required to complete the machine or process-controlled portion of a work cycle. 2) Time required to complete an entire process.

Production - 1) The manufacturing of goods. 2) The act of changing the shape, composition, or combination of materials, parts, or subassemblies to increase their value. 3) The quantity of goods manufactured.

Production Control - See: Production (Work) Planning and Control.

Production Count - A count of the total number of work units, operations or services completed during a specific reporting period.

Production Planning - See: Production (Work) Planning and Control.

Production Standard - See: Standard Time.

Production Study - 1) A detailed analysis of a job, operation, process, or group of activities using the techniques of methods engineering and work measurement with the objective of improvement. 2) An extended time study to determine delay allowances or verify other major variables--sometimes called an eight-hour study.

Production (Work) Planning and Control - Scheduling of manpower, materials, and equipment, using lead times, work measurement data time standards, delivery dates, workloads, and similar data to efficiently and economically accomplish production by planning for projected production outputs.

Productive Labor - See: Direct Labor.

Productive Time - Time in which effective work is done in an operation or process, as opposed to non-productive or idle time.

Productivity - Productivity is loosely interpreted to be the efficiency with which output is produced by the resources utilized. A measure of productivity is generally defined as a ratio relating output (goods and services) to one or more of the inputs (labor, capital, energy, etc.) which were associated with that output. More specifically, it is an expression of the physical or real volume of goods and services related to the physical or real quantities of inputs.

A variety of plausible productivity measures can be developed, the particular form depending on the purpose to be served. For example, output per labor input, the most familiar measure, is useful in understanding changes in employment or labor costs. A more comprehensive measure of input might be more useful in studying how the economy is using labor and capital combined. Also, there are various ways of adding up diverse products into a measure of output. No one measure is the right or best measure. Since the interpretation of these statistics depends on the definitions and data used, an understanding of the productivity concepts used in relation to the purpose to be served is always essential.

Productivity Index - The measurement of the efficiency of the producing organization over a period of time by comparing the current output-input ratio to that of a previous base period.

Projected Workload - Predictable workloads expected to generate and which are planned to be accomplished at a future date. Workloads are not available for scheduling purposes.

Qualified Operator - A worker who, by virtue of his training, skill, and experience, is able to perform a task within acceptable quality and time limits.

Random Element - See: Foreign Element.

Random Sample - A sample selected in such a way that each element of the population being sampled has an equal chance of being selected.

Rate - 1) To evaluate the observed performance of a task in comparison with some concept of normal performance. 2) The quantity of output produced per unit of time. 3) The quantity of output produced expressed as a percent of either capacity or normal output.

Rate Change - 1) An upward or downward adjustment of a production standard, generally made because of a revision in product design, quality requirements, production methods, materials, or conditions. 2) An upward or downward adjustment in wages paid per unit of time or unit of output.

Rated Average Elemental Time - The result of adjusting by a performance-rating factor the mathematical average of the times obtained for one element of a time-studied operation. Usually any abnormal time values are excluded in calculating the mathematical average.

Rate Setting - 1) The establishment of pay per unit for incentive work. 2) The establishment of a standard time. Syn: Rate Determination.

Rating - See: Performance Rating.

Rating Films - Motion picture films containing a consistent or random sequence of work scenes being done at varying levels of effort, used to train work measurement analysts in identifying different effort levels. May also be used to attempt to standardize the concept of normal effort, such as in card dealing, walking or typical shop operations.

Ratio-Delay Study - See: Work Sampling Study.

Reading Point - See: Breakpoint.

Regular Element - An element of an operation or process that occurs either every cycle of the operation or process or occurs frequently and in a fixed pattern with the cycles of that operation or process as, for example, once every third cycle or four cycles out of five.

Relaxation Allowance - See: Fatigue Allowance; Personal Allowance.

Reoperation - See: Rework.

Repetitive - The general term used when referring to processes, operations, elements of operation, or the products, resulting therefrom that occur or are produced over and over again with negligible variation. The term must be qualified or explained when it is used in order to have a concrete meaning.

Repetitive Element - See: Regular Element.

Repetitive Timing - A stop watch technique where a time value is read and recorded at each breakpoint and the watch is instantaneously reset to zero to begin timing the next element. Syn: Snapback Timing.

Resource Management Systems - Resource management systems include all procedures for collecting and processing recurring quantitative information that 1) relates to resources and 2) is for the use of management. They also include procedures which are closely related to quantitative systems even though the systems may not themselves be primarily quantitative. Resources are men, materials (i.e., real and personal property), services and money.

Rest Allowance - See: Fatigue Allowance; Personal Allowance.

Restricted Element - See: Restricted Work.

Restricted Job - See: Restricted Work.

Restricted Work - Manual or man-machine work done wherein the pace or speed of work is not completely under the control of the worker. See: Machine-Controlled Time.

Rest to Overcome Fatigue - An allowance or delay allowed workmen for the purpose of recovering from the effects of exertion or sustained mental or visual attention. It is usually included in the general allowance, but on work of a particularly exhausting nature it may be included in the job-time standard as a separate allowance or element.

Retime - To make a time study of an operation in order to check the validity of application of a previous time study.

Rework - 1) The process of correcting a defect or deficiency in a product or part. 2) Units of product requiring correction.

Right-and Left-Hand Chart - A chart on which the motions made by one hand in relation to those made by the other hand are recorded using standard process chart symbols or basic therblig abbreviations or symbols. See: Operator Process Chart.

Sampling - See: Work Sampling.

Scheduling - See: Production (Work) Planning and Control.

Selected Elemental Time - See: Selected Time.

Selected Time - The time which is chosen by simple observation or by mathematical means as being representative of the unadjusted time (prior to applying a performance rating factor) values obtained from the observation of an element or operation.

Semicontrollable Workload - Workload in which some flexibility exists to hold and level it within limited periods of time or on which factual data are known sufficiently in advance to allow scheduling.

Sequencing - Specifying the order of performance of tasks so that available production facilities are utilized in an optimal manner.

Setup - Preparation of a workplace or a machine for a specific work method, activity, or process. Includes installation of all necessary hand tools, jigs, fixtures, and other tools or equipment in the proper location and condition for proper performance of the work.

Simo Chart (Simultaneous Motion Chart) - A chart for two-handed work with motion symbols plotted vertically against time. The therblig or motion abbreviation and a brief description are shown for each activity. In addition, individual time values and body member detail may be shown. See: Right-and Left-Hand Chart.

Simplified Practice - 1) The practices or operations resulting from a work simplification or methods study. 2) A description of the work method of a job, specified in somewhat less detail than in a standard practice.

Simultaneous Motions - Two or more non-consecutive elemental motions performed during the same time interval by different body members.

Skill - See: Job Skill.

Snapback Method - See: Repetitive Timing.

Snapback Timing - See: Repetitive Timing.

Speed Rating - See: Performance Rating.

Staffing Patterns - Manhours allowed, usually on a one-for-one basis, in positions that are not governed by rate of production or manhour expenditures.

Staffing Ratios - Manhours allowed that are related to tasks that can be reasonably prorated to production or manhour expenditures.

Standard - 1) An established norm for the measure of quantity, weight, extent, value, quality or time. 2) Standard Time.

Standard Allowance - An allowance calculated, arbitrarily set, negotiated to provide in advance for specified conditions. See: Allowance.

Standard Cost - Standard cost represents a tool of management which is the normal expected cost of an operation, process of product including labor, material and overhead charges, computed on the basis of standards, estimates, cost objectives, etc. It is used by management to plan for operating costs, to improve managerial control of operations, and to evaluate reasons for success or failure.

Standard Coverage - See: Actual Coverage. Compare: Potential Coverage.

Standard Data - A structured collection of normal time values for work elements codified in tabular or graphic form. The data is used as a basis for determining time standards on work similar to that from which the data was collected without making additional studies. See: Synthetic Data.

Standard Element Time - A standard time for individual work elements. See: Standard time.

Standard Hour - The quantity of output required of an operator to meet exactly the production quota for one hour. The production quota is normally based on a standard time. Also used to refer to an hour of less than 60 minutes when allowances are expressed as non-productive minutes. See: Allowed Hours.

Standard Output - The reciprocal of standard time expressed in appropriate units (e.g., dozens of units per hour, tons per day, or hundreds of barrels per week).

Standard Performance - The performance of a person or group achieving standard output.

Standard Practice - A description of a work method wherein all of the significant variables of the method have been specified in detail. Usually follows a specified format. Syn: Standard Method, Written Standard Practice.

Standard Time - A unit of time value for the accomplishment of a work task as determined by the proper application of appropriate work measurement techniques. Generally established by applying appropriate allowances to normal time. Standard time and normal time are identical when non-productive time is granted in lieu of allowances. Syn: Direct Labor Standard, Output Standard, Production Standard, Time Standard. See: Normal Performance.

Standard Time Data - See: Standard Data.

Standards Audit - A work measurement study or sequence of studies intended to test the correctness of existing standard times and methods. By means of periodic sampling of work times, the attempt is made to detect significant shifts in standard times or methods.

Standby - A category of time in which the worker is not actively engaged in producing a unit of output but is in a ready status to take appropriate action when needed. Standby is recognized only when it is essential to the task and when no other work can be done during the standby period. See: Delay.

Standby Time - The time expended in standby status, e.g., the time spent by workers in awaiting equipment, labor crews, or work assignment; or due to failure of utilities, inclement weather, and other similar occurrences.

Static Work - Work performed by the hands or arms where no significant motion occurs (e.g., holding).

Statistical Sample - See: Work Sampling.

Statistical Standard - A standard time developed from statistical analysis of past performance data expressed as manhours per work unit.

Statistical Standard Time - A standard time developed from statistical analysis of past performance time data.

Statistical Time - See: Statistical Standard Time.

Stopwatch - A portable timepiece that has a spring-driven movement and is of the size to be worn (as on the wrist) or carried in the pocket, or mounted on a time study clipboard. The stop-watch has a hand or hands that can be started or stopped at will (as by pressing buttons on the edge of the watch) to register continuous and/or elapsed time.

Stratified Sampling - A sampling process in which the universe is first divided into subgroups or strata of homogeneous items (such as high-value, medium-value and low-value items) and the individual elements for the sample are then selected from each stratum or subgroup. Subdividing or stratifying a universe serves to facilitate the sampling process and increase the accuracy and reliability of measurements based upon samples.

Subtracted Time - The net difference in successive time study stop watch readings when using a continuous timing technique. Usually represents the time for one element.

Synchronization Allowance - See: Interference Allowance.

Synthetic Data - 1) Work measurement time values not obtained from direct measurement of the work to which they are applied. Generally represent values for task elements that are sufficiently basic as to occur in several jobs. Obtained from measuring task elements in similar jobs or from predetermined time systems. 2) Any production data not measured directly from but applicable to a given situation. See: Standard Data, Predetermined Time Systems.

Synthetic Time Standard - A standard time determined from synthetic data.

Task - 1) The amount of work established as standard in any particular instance. 2) A specifically assigned amount of work.

Task List - A clear and complete description of the actions or duties performed by an individual.

Technical Estimate - A determination of the standard hours required for a given task, based upon an estimate made by an individual technically and professionally competent to judge the time required.

Temporary Rate - 1) An output rate based on a temporary standard. 2) A wage incentive pay rate based on a temporary standard.

Temporary Standard - An approximate standard time intended to apply for a limited time to account for some unusual job condition or while awaiting re-study of the task to which it applies.

Therblig - A short manual work segment used to describe the sensory-motor activities or other basic elements of an operation. Developed by Frank and Lillian Gilbreth, therbligs form a basic language for methods description and,

Therblig (cont'd) - in modified form, for elemental motion time data. The original seventeen are:

Search	Inspect
Select	Assemble
Grasp	Disassemble
Transport Empty	Use
Transport Loaded	Unavoidable Delay
Hold	Avoidable Delay
Release Load	Plan
Position	Rest for Overcoming
Pre-Position	Fatigue

Syn: Gilbreth Basic Element, Basic Division of Accomplishment, Fundamental Motion, Basic Motion, Basic Element.

Therblig Chart - An operation chart with the suboperations broken down into individual motions, and all motions designated with their appropriate therblig symbols. Syn: Right-and Left-Hand Chart, Simo Chart.

Tight Standard - A standard time less than that required by a qualified workman with normal skill and effort following a prescribed method and utilizing allowances for delays, personal needs, and rest. Syn: Tight Rate.

Time Allowance - See: Allowance.

Time and Motion Study - See: Time Study.

Time Formula - A formula for determining the normal time or standard time of a task as a function of one or more variables in the task. Included are coefficients for the variables so that insertion of the variable values allows direct time computation.

Time Measurement Unit (TMU) - The basic unit of time used in methods-time measurement (MTM) (one TMU = 0.0001 hour).

Time Standard - See: Standard Time.

Time Study - A work measurement technique consisting of a time measurement of the task with a time measuring instrument, adjusted for any observed variance from normal effort or pace, and to allow adequate time for unavoidable or machine delays, rest to overcome fatigue, and personal needs. Learning or progress effects may also be considered. If the task is of sufficient length, it is normally broken down into short, relatively homogeneous work elements, each of which is treated separately as well as in combination with the rest.

Time Study Observation Sheet - A form for the systematic, detailed recording of element time values, pace and effort rating estimates, delays, and irregular occurrences observed during a time study. Generally space is also provided for entering other pertinent information and for computation of standard times from the data. Syn: Time Study Computation Sheet, Time Study Form.

Tolerance - In work measurement, the permissible variation of a time value for an operation or other work unit.

Tolerance Limits - In work measurement, the limits between which specified proportion of time values for an operation or other work unit will be expected to lie.

Travel Chart - A table giving distances travelled between points in a manufacturing facility. Values may be adjusted to reflect weight, value, or some other factor depending on circumstances.

Travel Time - Time required to move material, equipment, men, or information from one work or storage area to another.

Unavoidable Delay - A delay whose occurrence is outside the control or responsibility of the worker.

Unavoidable Delay Allowance - An allowance intended to provide time for expected unavoidable delays in a task.

Unmeasured Hours - Expended manhours worked for which no standard or manhour allowance has been developed.

Variable Element - 1) An element whose normal time varies significantly from cycle to cycle as a function of one or more job variables. 2) An element common to two different jobs and whose time varies due to differences between the jobs.

Waiting Time - The time elapsed while a unit waits for service or a worker waits for parts. Syn: Idle Time.

Working Area - That portion of the workplace within which an operator moves about in the normal performance of his duties.

Work Center - A grouping of personnel using similar machines, processes, methods, and operations, and performing homogeneous type work, usually located in a centralized area. The term is used to identify a relatively small activity within a broad functional segment. Personnel within a work center perform work that basically contributes to the same end-product or result and their duties are similar or closely related.

Work Cycle - 1) A pattern or sequence of tasks, operations and/or processes. 2) A pattern of manual motions, elements, activities, and/or operations that is repeated without significant variation each time a unit of work is completed. See: Motion Cycle.

Work Design - The design of work systems. System components includes men, machines, materials, sequence, and the appropriate working facilities. The process technology and the physiological and behavioral characteristics of man are considered. Individual areas of study may include analysis and simplification of manual motion components; design of jigs, fixtures, and tooling, man-machine system analysis and design; or the analysis of gang or crew work. Syn: Ergonomics, Job Design, Methods Engineering, Methods Study, Motion Study, Operation Analysis, Work Simplification, Motion Economy.

Work Flow - The flow or movement of things being worked on when passing from one operation to another. Measured by quantity, rate of movement, and minimum time lag or smoothness in performance.

Working Conditions - The condition of the physical environment within which people work. This environment includes the presence and amount of illumination, heat, air movement and pollution, radiation, cleanliness, spaciousness, and safety. It may also include the conditions of the social environment, including type and intensity of supervision, emotional impact of the nature of the job, and opportunities for interaction with peers.

Work in Process - 1) Materials upon which manufacturing operations have been performed and on which additional operations are required for completion as finished goods. 2) The cost thereof.

Workload - The amount of work imposed upon, or assumed by, a person or organization to be disposed of in a given amount of time. Attrib., as in workload data, workload factor, etc. A workload may be greater or less than capacity to perform.

Workload in-Process - The total standard hours of work on-hand within an organization at any specific time regardless of processing status.

Work Measurement - A generic term used to refer to the setting of a time standard by a recognized industrial engineering technique.

Workplace - A specific area, usually in a fixed, defined location, used for the performance of a work task including auxiliary area for machinery and materials.

Workplace Layout - The manner in which all of the items necessary to perform a work task, as specified by the standard method, are arranged.

Work Sampling - The application of statistical sampling theory and techniques to the study of work systems in order to estimate universe parameters from sample data. It is commonly used in the work measurement and methods engineering area to produce statistically sound estimates of the percentages of time that a work system is in any of a variety of states to work activity. With appropriate procedures, work sampling can produce information from which time standards might be determined. Syn: Activity Sampling, Frequency Study, Ratio-Delay Study.

Work Simplification - A management philosophy of planned improvement using any or all of the tools and techniques of industrial engineering in an atmosphere of creative participation which enables each employee to achieve his personal goals through the achievement of the goals of his company.

Work Station - That section of a production center where the workman performs his assigned tasks including the space required for his auxiliary equipment, as tools, a work bench or a machine with any stands, containers, conveyors, etc., for the material being worked on.

Work-Station Layout - The arrangement of the tools, fixtures, bins, chutes, and other equipment at a specific work station.

Work Study - The techniques of methods study and work measurement employed to ensure the best possible use of human and material resources in carrying out a specific activity.

Work Task - A specific quantity of work, set of duties or responsibilities, or job function assigned to one or more persons.

Work Unit - A countable and tangible expression of output or performance which can be identified and adequately described for the purpose of work measurement and/or cost accounting.

Appendix V

Examples of a Standard Developed Utilizing the DWMSTDP

APPENDIX V

EXAMPLES OF A STANDARD DEVELOPED UTILIZING THE DWMSTDP

General

This appendix includes examples of how performance standards can be developed from data included in the various volumes of DoD 5010.15.1-M, Standardization of Work Measurement.

Procedures

Certain basic procedures are required to establish a performance standard (or any other type of time standard) using DWMSTDP. These are the general procedures that are followed to establish or develop a time standard by any recognized technique. In general, the steps are:

- A. Make a detailed study of the operation.
 1. Determine the best method
 2. Select work units
 3. Obtain frequencies and occurrences
- B. Write an operation description.
 1. Determine start and stop points
 2. Identify and define sub-operation
- C. Match operation and sub-operation from study with DWMSTDP elements.
- D. If operation can be matched to a DWMSTDP element, follow the procedure outlined in the element.
- E. If no DWMSTDP element can be found at the level required, develop standard by:
 1. Totalling all selected elements
 2. Add in local times or times from other sources when required.
 3. Modify DWMSTDP element times to meet local condition where required.
- F. Add PF&D developed from appendix II, Basic Volume, General Guidance, DoD 5010.15.1-M as locally prescribed allowance.

Examples

- I. Unload a Railroad Flat Car with a Forklift truck (FLT) Unit Loads
 - A. The detailed study provided the data following:
 1. Operation
 - a. Unload a railroad flatcar at a warehouse with loading dock with 1 Forklift truck
 - b. Unit loads
 - c. Loads are moved from car to storage location by Forklift Truck
 - d. Documentation is processed as part of operation
 2. Data: Frequencies/Occurrence
 - a. Forklift truck travel distances
 - (1) To work area - 100 feet one way
1 time per car unloaded
 - (2) To shoring disposal area and return - 100 feet one way
1 time per car unloaded
 - (3) To storage from carrier with load and return - 100 feet one way
1 round trip per unit load
 - b. Open and close warehouse door
One time for every 10 cars unloaded
 - c. Walking distances
Workers to unloading site - 100 ft.
 - d. Crew size
 - (1) One Forklift Driver
 - (2) Two laborers
 - e. Unit loads/pallet loads per car - 30
 - B. Material Handling is covered in Vol. IX.
 1. The "A" (occupation code) index indicates that code 922 is for occupations in moving and storing materials and that 922 elements start on page B-11 (B index) and page 88 of the DWMSTDP element listing.

2. The Work Category Codes (Figure 4) show that Receiving (RC) covers the operation.

3. In the "B" index, search the section starting on page B-14 for 922 - RC-- element code. Note that the titles, for 2 levels (KRCCUX8, page B-15) and (JRCCUX5 page B-16) have similarity to the operation. Start with the highest level - 922 JRCCUX5 - and determine if this element fits the operation. Note that 922 KRCCUX8 is part of the J (Job) level standard.

4. Follow the procedures indicated in 922 JRCCUX5 to determine the standard time for the operation.

C. Computation for 922 JRCCUX5: Computation show follow the format in 922 JRCCUX5.

PART I - Elements

A. DWMSTDP Element 929 KJPCPXV - Prepare to unload-per car

<u>CASE</u>	<u>DWMSTDP ELEMENT</u>	<u>DESCRIPTION</u>	<u>FREQ/OCC</u>	
1-V	Constant time		1	13,834
2-V	Estimate - constant time		1	20,000
A-V	922TEHFTAK	FLT Travel One way - 100 ft. (1310 x .5)	1	655
B-V	UBBMWUO	Walk 100 Ft. (40 paces) 2 men = 15 TMS x 40 600 TMUS	2	1,200
	UBBMHCO1	Turn at start and end - 19 TMUS	2	38
C-V	922TEHFTAK	FLT Travel - 100 ft. One way - round trip 1310	1	1,310
D-V	UMOHDRO1	Open whse. door (463 TMU)	1	46
E-V	Estimate	Receive instruc- tions 1667 TMU	3	<u>5,001</u>
TOTAL NORMAL TIME				42,160

DoD 5010.15.1-M
BASIC VOLUME

B.	DWMSTDP Element 922 KRCCUX8 - Unload per Unit Load		
1-8	(Constant time)	1	2,304
A-8	922TEHFTAK		
	FLT Travel 100 ft.		
	One way (round trip)		
	1310	1	<u>1,310</u>
	NORMAL TIME		3,614

PART II - Freq/Occ - from study

C. 30 Unit/Pallet loads per car

PART III - Normal Time

D. 42,122

E. 3614 TMUS

F. $42,160 + 3,614 (30) = 150,580$

PART IV - PF&D (DoD 5010.15.1-M - Appendix II Basic Volume)

G. Allowance Factor (AF) 1.15

PART V - Standard Time

H. $42,160 \times 1.15 = 48,474$ - per car

J. $3614 \times 1.15 = 4,156$ - per unit load

K. $48,474 + 4,156 (30) = 173,154$ - per car prepared & unloaded

PART VI - NA - (used only if locally developed times, on times from other sources are used in any part of the development - either as a replace for or an addition to DWMSTDP elements)

II. Process Parts Received

A. The 2nd example is a case where no single element has been developed to cover the operation to be measured (at any level). The first steps are the same in both examples.

1. Make a detail study of the operation.

2. Write a description of the operation to be measured.

In example 2 the operation must be broken down in sub-operations that fit elements of DWMSTDP elements. In cases where no fit is possible, a new element must be developed locally. In example 2 the break down of sub-ops fit existing DWMSTDP elements. By totalling all the individual elements after application of occurrences and frequencies and adding PF&D a standard time is computed.

B. The Detailed Study Provides the Following Data:

1. Operation

a. Receipts are brought to point adjacent to work table by FLT (boxes on pallet). Worker picks up a box (one box at a time) from the pallet and places the box on the work table.

b. Worker gets knife and cuts one strip of tape on the box top, opens flaps, removes part (s) from box, unwraps the part (s) and visually inspects the part (two flat sides) and puts the part on the work table.

c. Picks up two parts and carries the parts to and places parts in a bin (both parts at the same time).

2. Distance/frequencies/occurrences

a. Box average weight - 10 pounds

b. Box size - average 12x12x12 inches

c. Average 2 parts per box

d. Walks 10 paces to bin (average)

e. Make 4 turns to put away 2 parts

f. Carry 2 parts each trip

C. DWMSTDP elements

1. Pick up box from pallet - 920 TOHBOBA - 77

2. Place box on work table - 920 TOHBPEA - 58

3. Open a sealed box - 920 MPKCOO3 - 385

4. Remove and unwrap part - 920 MPKPUO3 - 254 (includes aside after inspect)

5. Visually inspect part - UTITOEGB - 117

6. Pick up part, place in bin - UTPLOGEB - 66 - UTELWFAA - 3 = 69

7. Walk to bin, return - UBBMWOOL (20 paces) - 340

8. Turn at bin and work table (4) - 76

DWMSTDP STANDARD TIME DATA COMPUTATION SHEET		1. NORMAL TIME VALUE <input checked="" type="checkbox"/> HOUR <input type="checkbox"/> MINUTE		2. QUALITY CODE TECHNIQUE M QUALITY A		3. LOCAL ID 1234 M8S		
5. OP/ELEMENT DESCRIPTION Process Parts Received		6. CODE 920 SRCPP01 (L)		7. UNIT Part		4. ANALYST John Smith		
9. ELEMENT NO	8. ELEMENT DESCRIPTION	10. OCCUPATION	11. QUALITY	12. ELEMENT CODE	13. UNIT	14. UNIT NORMAL TIME	15. OCCURRENCE PER CYCLE	
a	b	c	d	e	f	g	h	
1	Get and place box	920	A	TOHBOBA	box	77	.5	
	Aside		A	TOHBBB	box	58	.5	
2	Open Box	920	A	BMHCO1	box	385	.5	
3	Remove Parts from Box	920	A	BMHCO1	part	254	1	
4	Inspect parts (visual)	U	A	TIITOEGB	part	117	1	
5	Pick up parts and place in bin	U	A	TPLOCEB	part	66	1	
6	Walk to bin and return (20 paces)	U	A	TELMFAA	pace	3	1	
7	Turns to walk (4)	U	A	BBMM01	pace	340	.5	
				BBMCO 1	turn	76	.5	
TOTAL TIME FOR ELEMENTS ON THIS SIDE						909		
TOTAL TIME FOR ELEMENTS ON REVERSE SIDE								
STARTS	with reach to box on pallet						11. TOTAL	
INCLUDES	Get and place box, open box, remove parts, inspect parts, place part in bin and return to work place						12. HOUR EQUIV. 909	
ENDS	with return to work place						13. ALLOW FACTOR .00909	
CONDITIONS							14. ALLOW TIME .01045	

A-V-8

APPENDIX VI

Standardized Industrial and Management Engineering Forms
and Instructions for Their Use

APPENDIX VI

Standardized Industrial and Management Engineering Forms
and Instructions for Their Use

This appendix contains examples of each of the Standardized Industrial and Management Engineering Forms which have been approved for use throughout the Department of Defense (DoD) and Instructions for their use. These forms were developed through an evaluation of common forms used by Industrial and Management Engineering functions throughout DoD. They were found to be used to accomplish common functions or techniques and thus could be standardized.

These forms will be used in the analysis of work methods and the establishment of labor performance time standards. Considerable savings will result from reduced printing and distribution costs, reduced inventories and reduced forms management. Training of personnel in the Industrial and Management Engineering techniques using these forms will be standardized and simplified.

Recommendations for additions or changes to these forms can be made by writing to the Defense Industrial Resources Support Office (DIRSO), Cameron Station, Alexandria, VA 22314.

FLOW PROCESS CHART						NUMBER		PAGE		OF PAGES	
4 PROCESS				SUMMARY							
				B ACTIONS		C PRESENT		D PROPOSED		E DIFFERENCE	
6 MAJOR MATERIAL				O OPERATIONS		TIME NO		TIME NO		TIME NO	
7 CHART BEGINS				◇ TRANSPORTATIONS							
8 CHART ENDS				□ INSPECTIONS							
9 CHARTED BY				○ DELAYS							
10 DATE				▽ STORAGE							
11 ORGANIZATION				DISTANCE TRAVELLED							
12				ANALYSIS				H ANALYSIS			
DETAILS OF PRESENT PROPOSED METHOD				OPERATION		WHY?		ELIMINATE		IMPROVE	
				TRANSPORT		WHY?		COMBINE		SEQUENCE	
				INSPECTION		WHY?		REPLACE		PERSON	
				DELAY		WHY?		IMPROVE			
				STORAGE		WHY?					
				DISTANCE IN FEET							
				QUANTITY							
				TIME							
						WHY?					
						WHY?					
						WHY?					
						WHY?					
						WHY?					
						WHY?					
						WHY?					
						WHY?					
						WHY?					
						WHY?					
						WHY?					
						WHY?					
						WHY?					
						WHY?					
						WHY?					
						WHY?					
						WHY?					
						WHY?					
						WHY?					
						WHY?					
						WHY?					
						WHY?					
1				○	◇	□	○	▽			
2				○	◇	□	○	▽			
3				○	◇	□	○	▽			
4				○	◇	□	○	▽			
5				○	◇	□	○	▽			
6				○	◇	□	○	▽			
7				○	◇	□	○	▽			
8				○	◇	□	○	▽			
9				○	◇	□	○	▽			
10				○	◇	□	○	▽			
11				○	◇	□	○	▽			
12				○	◇	□	○	▽			
13				○	◇	□	○	▽			
14				○	◇	□	○	▽			
15				○	◇	□	○	▽			
16				○	◇	□	○	▽			
17				○	◇	□	○	▽			
18				○	◇	□	○	▽			
19				○	◇	□	○	▽			
20				○	◇	□	○	▽			
21				○	◇	□	○	▽			

DoD 5010.15.1-M
 BASIC VOLUME

DETAILS OF <input type="checkbox"/> PRESENT <input type="checkbox"/> PROPOSED METHOD	OPERATION TRANSPORTATION INSPECTION DELAY STORAGE	DISTANCE IN FEET	QUANTITY	TIME	ANALYSIS 1				NOTES	ANALYSIS 2				
					WHY*	HOW*	WHY*	HOW*		ANALYST	CHECKED	REVIEWED	DATE	
	<input type="checkbox"/> <input type="checkbox"/> <input type="checkbox"/> <input type="checkbox"/>													
	<input type="checkbox"/> <input type="checkbox"/> <input type="checkbox"/> <input type="checkbox"/>													
	<input type="checkbox"/> <input type="checkbox"/> <input type="checkbox"/> <input type="checkbox"/>													
	<input type="checkbox"/> <input type="checkbox"/> <input type="checkbox"/> <input type="checkbox"/>													
	<input type="checkbox"/> <input type="checkbox"/> <input type="checkbox"/> <input type="checkbox"/>													
	<input type="checkbox"/> <input type="checkbox"/> <input type="checkbox"/> <input type="checkbox"/>													
	<input type="checkbox"/> <input type="checkbox"/> <input type="checkbox"/> <input type="checkbox"/>													
	<input type="checkbox"/> <input type="checkbox"/> <input type="checkbox"/> <input type="checkbox"/>													
	<input type="checkbox"/> <input type="checkbox"/> <input type="checkbox"/> <input type="checkbox"/>													
	<input type="checkbox"/> <input type="checkbox"/> <input type="checkbox"/> <input type="checkbox"/>													
	<input type="checkbox"/> <input type="checkbox"/> <input type="checkbox"/> <input type="checkbox"/>													
	<input type="checkbox"/> <input type="checkbox"/> <input type="checkbox"/> <input type="checkbox"/>													
	<input type="checkbox"/> <input type="checkbox"/> <input type="checkbox"/> <input type="checkbox"/>													
	<input type="checkbox"/> <input type="checkbox"/> <input type="checkbox"/> <input type="checkbox"/>													
	<input type="checkbox"/> <input type="checkbox"/> <input type="checkbox"/> <input type="checkbox"/>													
	<input type="checkbox"/> <input type="checkbox"/> <input type="checkbox"/> <input type="checkbox"/>													
	<input type="checkbox"/> <input type="checkbox"/> <input type="checkbox"/> <input type="checkbox"/>													
	<input type="checkbox"/> <input type="checkbox"/> <input type="checkbox"/> <input type="checkbox"/>													
	<input type="checkbox"/> <input type="checkbox"/> <input type="checkbox"/> <input type="checkbox"/>													
	<input type="checkbox"/> <input type="checkbox"/> <input type="checkbox"/> <input type="checkbox"/>													
	<input type="checkbox"/> <input type="checkbox"/> <input type="checkbox"/> <input type="checkbox"/>													
	<input type="checkbox"/> <input type="checkbox"/> <input type="checkbox"/> <input type="checkbox"/>													
	<input type="checkbox"/> <input type="checkbox"/> <input type="checkbox"/> <input type="checkbox"/>													
	<input type="checkbox"/> <input type="checkbox"/> <input type="checkbox"/> <input type="checkbox"/>													
	<input type="checkbox"/> <input type="checkbox"/> <input type="checkbox"/> <input type="checkbox"/>													
	<input type="checkbox"/> <input type="checkbox"/> <input type="checkbox"/> <input type="checkbox"/>													
	<input type="checkbox"/> <input type="checkbox"/> <input type="checkbox"/> <input type="checkbox"/>													
	<input type="checkbox"/> <input type="checkbox"/> <input type="checkbox"/> <input type="checkbox"/>													
	<input type="checkbox"/> <input type="checkbox"/> <input type="checkbox"/> <input type="checkbox"/>													
	<input type="checkbox"/> <input type="checkbox"/> <input type="checkbox"/> <input type="checkbox"/>													
	<input type="checkbox"/> <input type="checkbox"/> <input type="checkbox"/> <input type="checkbox"/>													
	<input type="checkbox"/> <input type="checkbox"/> <input type="checkbox"/> <input type="checkbox"/>													
	<input type="checkbox"/> <input type="checkbox"/> <input type="checkbox"/> <input type="checkbox"/>													
	<input type="checkbox"/> <input type="checkbox"/> <input type="checkbox"/> <input type="checkbox"/>													
	<input type="checkbox"/> <input type="checkbox"/> <input type="checkbox"/> <input type="checkbox"/>													
	<input type="checkbox"/> <input type="checkbox"/> <input type="checkbox"/> <input type="checkbox"/>													
	<input type="checkbox"/> <input type="checkbox"/> <input type="checkbox"/> <input type="checkbox"/>													

FLOW PROCESS CHART

DD FORM 1723

PURPOSE: The Flow Process Chart, DD Form 1723, is designed to record and analyze the steps of a single process, either the activity of one man during an operation or the progress of one item of material as it is processed. When preparing a flow process chart, it is important to distinguish between events that occur to the material and those that relate to the activity of the man. The use of the chart should be limited to either the man or the material.

SPECIFIC INSTRUCTIONS:

<u>BLOCK</u>	<u>TITLE</u>	<u>ENTRY</u>
1	NUMBER	Identifying number of chart
2	PAGE NO.	Sequential number of this page
3	NO. OF PAGES	Total number of pages in complete study
4	PROCESS	Process to be studied
5	SUMMARY	Total numbers of each chart symbol used. These totals are entered in the summary box along with total times and distances and difference determined.
6	MAN OR MATERIAL	Check appropriate box (man or material)
7	CHART BEGINS	Description of beginning point of process
8	CHART ENDS	Description of ending point of process
9	CHARTED BY	Analyst/observer preparing chart
10	DATE	Date chart prepared
11	ORGANIZATION	Title of organization where process is observed
<u>COLUMN</u>		
12a	DETAILS OF PRESENT/ PROPOSED METHOD	Check appropriate block - present or proposed method Listing of each detail of the process in brief narrative form in the sequence in which they occur
b	OPERATION/ TRANSPORTATION/ INSPECTION/ DELAY/STORAGE ASME STANDARD SYMBOL	Flow process symbols classification of the details (Col. a) using flow process chart symbols. Consists of blocking in symbols and drawing a line connecting symbol to the next to indicate flow.

DD Form 1723 (Cont'd)



OPERATION: A subdivision of a process that changes or modifies a part, material or product, and is done essentially at one workplace location.



TRANSPORTATION (Move): Change in location of a part, material or product from one workplace to another



INSPECTION: Comparison of observed quality of product with a quality or quantity standard



STORAGE: Keeping a product material or part protected against unauthorized removal.



DELAY: An event which occurs when conditions (except those which intentionally change the physical or chemical characteristics of the part, material or product) do not permit or require immediate performance of the next planned step.

c DISTANCE IN FEET

Distances when transportation (movement or travel) is involved.

d QUANTITY

Quantity of items involved in action/activity time value estimated/assigned to element

e TIME COLUMN

Time value estimated/assigned to element

f ANALYSIS

After completing the chart, each step should be analyzed using the two analysis columns, "why" and "change" to be made. (Upon completion of the analysis, a new flow process chart depicting proposed improvements will be developed).

WORK DISTRIBUTION CHART
 DD FORM 1724

PURPOSE: The Work Distribution Chart, DD Form 1724, is designed to serve two useful purposes - in analysis and in costing. In analysis it is used to point up poor distribution of work loads, lack of specialization of functions, poor utilization of costing. In the costing of operations it serves as a basis for determining average cost per activity and total costs. This is done by applying salary figures to each employee and breaking these amounts down by percentage to each activity.

SPECIFIC INSTRUCTIONS:

<u>BLOCK</u>	<u>TITLE</u>	<u>ENTRY</u>
1	ORGANIZATIONAL UNIT CHARTED	Organizational unit being charted
2	APPROVED BY	Approving supervisor
3	DATE	Date chart prepared
4	ORGANIZATION	Check appropriate block - existing or recommended organization
5	CHARTED BY	Analyst/observer preparing chart
6 a	ACTIVITY NO.	Activity number (extracted from activity list)
b	ACTIVITY	Title of activity (operation or process)
c	WORK COUNT	Work count for each activity
d	HOURS PER WEEK	Hours per week on each activity
7-12	NAME	Name of each employee
a	POSITION	Position title
b	GRADE	Grade of each employee
c	TASKS	Tasks performed by each employee (block 6)
d	WORK COUNT	Work count of each task by employee
e	HOURS PER WEEK	Hours spent on each task by employee
13	TOTALS	Record totals manhours

ACTIVITY/TASK LIST		1. TYPE OF LIST <input type="checkbox"/> ACTIVITY <input type="checkbox"/> TASK			2. DATE
		3. ORGANIZATION			4. SUPERVISOR
5. NAME (Use for Task List Only)		6. JOB TITLE (Use for Task List Only)			7. GRADE/RANK (Use for Task List Only)
8. NO.	DESCRIPTION	HOURS PER	WORK COUNT	ACTY NO	
9		c	d	e	
9. CERTIFIED BY (Signature of Organization Supervisor)		9a. DATE		TOTALS →	

REPLACES ALL SIMILAR PURPOSE LOCAL FORMS WHICH MAY BE USED UNTIL EXHAUSTED

ACTIVITY/TASK LIST
 DD FORM 2030

PURPOSE: The Activity/Task List, DD Form 2030 is a dual purpose form. As a task list, it is used to record each separate item of work performed by an individual and the average number of hours spent on each task during a specific period of time. When the form is used as a departmental or functional summary form, it is referred to as an Activity List. This form is used to gather data for the Work Distribution Chart, DD Form 1724.

SPECIFIC INSTRUCTIONS:

<u>BLOCK</u>	<u>TITLE</u>	<u>ENTRY</u>
1	TYPE OF LIST	Check appropriate block
2	DATE	Date form completed
3	ORGANIZATION	Title of Organization
4	SUPERVISOR	Supervisor of organization being studied
5	NAME	Name of Preparer
6	JOB TITLE	Job title of preparer
7	GRADE/RANK	Grade or rank of preparer
<u>COLUMN</u>		
8 a	NO.	Sequential number of each task/activity
b	DESCRIPTION	Brief single line description of task/activity as in the order of their importance performed during the study period.
c	HOURS PER	Average number of hours spent during the time period of study
d	WORK COUNT	Enter the work count for the period
e	ACTY. NO.	Number assigned to task for summarizing on Activity List
9	CERTIFIED BY	Signature of organization supervisor
a	DATE	Date of supervisor's review
10	TOTALS	Totals of columns c and d

OPERATOR/MACHINE TIME CHART

1. METHOD		2. CHARTED BY		3. DATE CHARTED	
4. PART NAME		5. PART NUMBER		6. MACHINE NUMBER	
7. OPERATION NUMBER	8. OPERATION				
9. OPERATOR		TIME IN MINUTES	10. MACHINE		TIME IN MINUTES

OPERATOR - MACHINE TIME CHART
DD FORM 2031

PURPOSE: The Operator-Machine Time Chart, DD Form 2031, is a graphic means of indicating in time increments the work done by an operator and a machine during the work cycle and showing the relationship between the operator and the machine.

SPECIFIC INSTRUCTIONS:

<u>BLOCK</u>	<u>TITLE</u>	<u>ENTRY</u>
1	METHOD	Title of method being studied
2	CHARTED BY	Analyst/Observer performing study
3	DATE CHARTED	Date of the study
4	PART NAME	Name of part involved in operation
5	PART NUMBER	Part number of part involved in operation
6	MACHINE NUMBER	Machine number
7	OPERATION NUMBER	Number assigned to operation
8	OPERATION	Brief description of operation
9	OPERATOR	▲ brief description of the element being performed. If no activity being performed enter "idle".
10	TIME IN MINUTES	Record time/symbols for each element
	MACHINE	A brief description of the machine operation. If no machine activity record "idle"
	TIME IN MINUTES	Record time and/or ASME Standard symbols for each machine element.

REQUEST FOR METHODS IMPROVEMENT STUDY			
TO	FROM	LOCATION	DATE
1. TITLE OF METHODS IMPROVEMENT PROPOSAL			
2. PRESENT METHOD OR PROBLEM			
3. PROPOSED METHOD OR SOLUTION (Use of this portion of form is optional)			
4. PROPOSED BY		5. TITLE	
6. APPROVED BY		7. TITLE	
SPECIAL EVALUATION			
8. RECEIVED BY			9. DATE
10. ASSIGNED TO	11. DATE	12. EVALUATED BY	13. SUSPENSE DATE
14. EVALUATOR'S COMMENTS AND RECOMMENDED DISPOSITION			
15. APPROVED FOR PROJECT STUDY <input type="checkbox"/> YES <input type="checkbox"/> NO		16. PROJECT NUMBER	17. AUTHORIZED BY

D/D FORM 2832
1 SEP 76

REPLACES ALL SIMILAR PURPOSE LOCAL FORMS WHICH MAY BE USED UNTIL EXHAUSTED

REQUEST FOR METHODS IMPROVEMENT STUDY
 DD FORM 2032

PURPOSE: The request for Methods Improvement Study, DD Form 2032, provides a formal channel of communication between methods and standards organizations and the operating organizations. This formal means of communication is not designed to discourage the methods improvement proposals of the production worker which many times are presented informally and are a valuable asset to the program. This form may be prepared by any individual or supervisor within an organization to request the services of the methods and standards organization.

SPECIFIC INSTRUCTIONS:

<u>BLOCK</u>	<u>TITLE</u>	<u>ENTRY</u>
	TO	Name/Symbol of Methods and Standards Organization
	FROM	Name/Symbol of initiating organization
	LOCATION	Building number, post number, etc.
	DATE	Date request initiated
1	TITLE OF METHODS IMPROVEMENT PROPOSAL	Appropriate title for the proposal or problem area defined
2	PRESENT METHOD OR PROBLEM	Concise description of the present method or problem believed to be in need of improvement. This description may, if necessary, be continued on a separate sheet of paper
3	PROPOSED METHOD OR SOLUTION	Concise description of improved method or solution recommended for evaluation
4	PROPOSED BY	Signature of initiator
5	TITLE	Position title of initiator
6	APPROVED	Signature of initiator's immediate supervisor
7	TITLE	Position title of immediate supervisor
8	RECEIVED BY	Name of supervisor
9	DATE	Date DD Form received

DoD 5010.15.1-M
BASIC VOLUME

DD FORM 2032 (Cont'd)

<u>BLOCK</u>	<u>TITLE</u>	<u>ENTRY</u>
10	ASSIGNED TO	Symbol of subordinate organization assigned responsibility for evaluating the concerned proposal or problem
11	DATE	Date of assignment
12	EVALUATED BY	Name of individual (s) evaluating proposal/problem for evaluation appearing in block 14.
13	SUSPENSE DATE	Target date assigned by the supervisor for completion of evaluation
14	EVALUATOR'S COMMENTS AND RECOMMENDED DISPOSITION	Evaluator's recommendation as to whether or not the proposal or problem identified in the DD Form should be approved for methods improvement study.
15	APPROVED FOR PROJECT STUDY	Check appropriate block as to whether or not the proposal or problem is approved for project study
16	PROJECT NUMBER	If assigned
17	AUTHORIZED BY	Signature of the supervisor authorizing the project study

REQUEST FOR METHODS IMPROVEMENT STUDY
DD FORM 2032

PURPOSE: The request for Methods Improvement Study, DD Form 2032, provides a formal channel of communication between methods and standards organizations and the operating organizations. This formal means of communication is not designed to discourage the methods improvement proposals of the production worker which many times are presented informally and are a valuable asset to the program. This form may be prepared by any individual or supervisor within an organization to request the services of the methods and standards organization.

SPECIFIC INSTRUCTIONS:

<u>BLOCK</u>	<u>TITLE</u>	<u>ENTRY</u>
	TO	Name/Symbol of Methods and Standards Organization
	FROM	Name/Symbol of initiating organization
	LOCATION	Building number, post number, etc.
	DATE	Date request initiated
1.	TITLE OF METHODS IMPROVEMENT PROPOSAL	Appropriate title for the proposal or problem area defined
2	PRESENT METHOD OR PROBLEM	Concise description of the present method or problem believed to be in need of improvement. This description may, if necessary, be continued on a separate sheet of paper
3	PROPOSED METHOD OR SOLUTION	Concise description of improved method or solution recommended for evaluation
4	PROPOSED BY	Signature of initiator
5	TITLE	Position title of initiator
6	APPROVED	Signature of initiator's immediate supervisor
7	TITLE	Position title of immediate supervisor
8	RECEIVED BY	Name of supervisor
9	DATE	Date DD Form received

DoD 5010.13.1-M
BASIC VOLUME

DD FORM 2032 (Cont'd)

<u>BLOCK</u>	<u>TITLE</u>	<u>ENTRY</u>
10	ASSIGNED TO	Symbol of subordinate organization assigned responsibility for evaluating the concerned proposal or problem
11	DATE	Date of assignment
12	EVALUATED BY	Name of individual (s) evaluating proposal/problem for evaluation appearing in block 14.
13	SUSPENSE DATE	Target date assigned by the supervisor for completion of evaluation
14	EVALUATOR'S COMMENTS AND RECOMMENDED DISPOSITION	Evaluator's recommendation as to whether or not the proposal or problem identified in the DD Form should be approved for methods improvement study.
15	APPROVED FOR PROJECT STUDY	Check appropriate block as to whether or not the proposal or problem is approved for project study
16	PROJECT NUMBER	If assigned
17	AUTHORIZED BY	Signature of the supervisor authorizing the project study

BASIC OPERATIONS CHART FORM

1. TYPE OF CHART OPERATION		2. METHOD (Check appropriate box) <input type="checkbox"/> PRESENT <input type="checkbox"/> PROPOSED	
3. MACHINE NUMBER	6. PART NAME	4. OPERATION NUMBER	
5. OPERATOR		7. DRY NUMBER	10. DATE CHARTED
8. CHART BY			

LEFT HAND DESCRIPTION	12. SYMBOLS		RIGHT HAND DESCRIPTION
	L.H.	R.H.	

14. SUMMARY

BASIC OPERATIONS CHART FORM
DD FORM 2033

PURPOSE: The Basic Operations Chart, DD Form 2033 is a graphic means of portraying the various steps of the work performed on any one operation or when workers are performing a job that takes place essentially at one location.

SPECIFIC INSTRUCTIONS:

<u>BLOCK</u>	<u>TITLE</u>	<u>ENTRY</u>
1	TYPE OF CHART	Type of Chart (Methods Analysis, MTM Analysis)
2	METHOD - PRESENT/PROPOSED	Check appropriate block
3	OPERATION	Brief description of operation
4	OPERATION NO.	Number assigned to operation
5	MACHINE NUMBER	Machine number (if applicable)
6	PART NAME	Part name (if applicable)
7	PART NUMBER	Part Number (if applicable)
8	OPERATOR	Name of employee performing operation during study
9	CHART BY	Analyst/observer preparing chart
10	DATE CHARTED	Date chart prepared
11	LEFT HAND DESCRIPTION	Descriptions of the activity of left hand
12	ASME STANDARD SYMBOL	Symbols to reflect activity being performed. Symbols to be used in this area are:

OPERATION: a subdivision of a process that changes or modifies a part, material or product, and is done essentially at one workplace location

TRANSPORTATION (Move): change in location of a part, material or product from one workplace to another

INSPECTION: comparison of observed quality of product with a quality or quantity standard

STORAGE: Keeping a product material or part protected against unauthorized removal

DoD 5010.15.1-M
BASIC VOLUME

DD FORM 2033 (Cond't)

DELAY: an event which occurs when conditions (except those which intentionally change the physical or chemical characteristics of the part, material or product) do not permit or require immediate performance of the next planned step.

13 RIGHT HAND
DESCRIPTION

Description of the activity of the right hand. Foot, leg, or body motions are also recorded under this column

14 SUMMARY

Flow actions by numbers of occurrence

POSSIBILITY GUIDE

2 NAME OF OPERATION		3 OPERATION NUMBER		4 ANALYSIS BY		1 DATE					
6 CLASS OF CHANGE		HAND AND BODY MOTIONS		TOOLS, WORKPLACE AND EQUIPMENT		PROCESS		PRODUCT DESIGN		RAW MATERIAL	
a		b		c		d		e		f	
1											
2											
3											
4											
5											

REPLACES ALL SIMILAR PURPOSE LOCAL FORMS WHICH MAY BE USED UNTIL EXHAUSTED

DD FORM 2034
1 SEP 76

CHECKLIST FOR POSSIBILITY GUIDE

- 5 Can a slightly different raw material be ordered or can the same material be ordered in a form that would be more advantageous? Can the following be changed?
 - a. Shape
 - b. Size
 - c. Packaging
 - d. Quantity packaged together
 - e. Material
 - f. Amount of processing done by supplier
 - g. Color
 - h. Finish
 - i. Any other product specification
 - j. The product so as to make any material or auxiliary material, used in the product unnecessary
- 4 Can the product be made, finished, packaged, or sent out in a more advantageous form? Can the following be changed?
 - a. Design
 - b. Packing
 - c. Finish
 - d. Weight
 - e. Tolerances
- 3 Can the order of operations be changed?
 - a. Can the various processes between input and output be done in a different order?
 - b. Is any step unnecessary?
 - (1) What does it accomplish?
 - (2) Why is it done?
 - (3) What would happen if it were not done?
 - c. Can any steps be combined?
 - d. Can the job be broken advantageously into two or more separate operations?
2. Can changes be made in tools, workplace, and/or equipment?
 - a. Can any new tools or equipment or a change in the workplace make any job in the sequence easier?
 - b. Can any tool or piece of equipment be eliminated advantageously?
 - c. Can any tools be combined?
 - d. Is the space adequate or is more or less space required?
- 1 Can a new motion pattern make any job in the sequence easier?

POSSIBILITY GUIDE
DD FORM 2034

PURPOSE: The Possibility Guide, DD Form 2034, is a device for systematically identifying all possible changes for a product or service under scrutiny in a methods study.

SPECIFIC INSTRUCTIONS:

<u>BLOCK</u>	<u>TITLE</u>	<u>ENTRY</u>
1	DATE	Date form prepared
2	NAME OF OPERATION	Operation under study
3	OPERATION NUMBER	Number assigned to operation
4	ANALYSIS BY	Analyst/observer preparing form
5	FILE NUMBER	Self explanatory

List possible changes in the blocks provided adjacent to the extent of change desired or proposed. The class of change (s) are defined as follows:

- b. Class 1 - Hand and Body Motion Change - Any change in the nature, kind, or sequence of hand and body motions plus tools, equipment, and workplace. May be initiated by supervisor, worker or methods analyst.
- c. Class 2 - Tools, Equipment and Workplace Change - At only one work station. Need help of foreman, supervisor, worker, plus tool designers.
- d. Class 3 - Process Change - Adding or subtracting of one or more operations, combining or changing sequence of one or more operations, need help of all above, people plus general foreman, planners, layout people, facilities engineers, plant engineers.
- e. Class 4 - Product Design Change - Change in size, shape, form, appearance, tolerance, finish - any blueprint change - need help of all above, plus inspectors, sales, design engineers.
- f. Class 5 - Raw Material Change - Any change in kind of material, quality, quantity, chemical composition, form, shape, or appearance. Any change that purchasing must be called in on. You need help of all above people, plus purchasing and top management.

A change in any of these factors with number above one usually must be accompanied by changes in the areas with lower numbers in order to accommodate the change.

DDU 5010.15.1-M
BASIC VOLUME

19. PART WORK UNIT DESCRIPTION		20. DRAWING NUMBER
21. MATERIAL		
22. OPERATION		23. OPERATION NUMBER
24. LOCATION		25. OPERATOR <input type="checkbox"/> MAN <input type="checkbox"/> WOMAN
26. NAME OF OPERATOR		27. OPERATOR NUMBER
28. EQUIPMENT		
29. SPECIAL TOOLS		
30. CONDITIONS		
31. QUALITY REQUIREMENTS		
32. SKETCHES (Equipment, tools, parts, work layouts, etc.)		
33. STUDIED BY		34. APPROVED BY

Work Measurement Methods Analysis Chart
DD FORM 2035

PURPOSE: The Work Measurement Methods Analysis Chart, DD Form 2035, is used when a methods problem involves a detailed motion analysis of the worker at his work place. This chart has commonly been associated with Methods-Time Measurement (MTM).

SPECIFIC INSTRUCTIONS:

<u>BLOCK</u>	<u>TITLE</u>	<u>ENTRY</u>
1	REFERENCE/FILE NUMBER	Study number of study being used as reference (if applicable)
2	ORGANIZATION	Name of organization and location
3	WORK CENTER	Appropriate work center number
4	STUDY NUMBER	Number studies consecutively by type of study
5	DATE	Date prepared
6	OPERATION	Brief description of operation performed
7	OBSERVER	Analyst/observer performing study
8	PART/WORK-UNIT	Unit of count
9	DESCRIPTION LEFT HAND NO. LH/RH TMU RIGHT HAND	Description of motion with left hand Number of times each motion occurs. Annotate in appropriate (LH-RH) column Symbol to describe required motion (LH-RH) column (as appropriate) TMU value for described motion Description of motion with right hand or other body members.
10	NO.	Number of operations to be analyzed from above
11	ELEMENT DESCRIPTION	Description of each element analyzed above.
12	ELEMENT TIME TMU	Total TMUs for each element analyzed above
13	CONVERSION FACTOR	Conversion factor used to convert TMUs to hours is .00001. Example: $301.3 \times .00001 = .003013$ hours.
14	% ALLOWANCE	Personal, fatigue, and delay (PF&D) allowance

DoD 5010.15.1-M
BASIC VOLUME

DD Form 2035 (Cont'd)

<u>BLOCK</u>	<u>TITLE</u>	<u>ENTRY</u>
15	ELEMENT TIME ALLOWED	Allowance added to leveled time
16	OCCURRENCES PER PIECE OR CYCLE	Frequency of occurrence per piece or cycle
17	TOTAL TIME ALLOWED	Total time allowed per element
18	TOTAL	Total time allowed per work unit
19	PART WORK UNIT DESCRIPTION	Description of the part/work unit being studied
20	DRAWING NUMBER	Drawing number assigned
21	MATERIAL	Material involved in study
22	OPERATION	Title of operation
23	OPERATION NUMBER	Number assigned to operation
24	LOCATION	Location where operation is performed
25	OPERATOR	Check whether operator is a man or woman
26	NAME OF OPERATOR	Name of operator involved in study
27	OPERATOR NUMBER	Employee number
28	EQUIPMENT	Equipment used in method studied
29	SPECIAL TOOLS	Special tools used in method studied
30	CONDITIONS	Conditions under which method was studied
31	QUALITY REQUIREMENTS	Quality requirements of the job
32	SKETCHES (EQUIPMENT, TOOLS, PARTS, WORK LAYOUTS, ETC)	Space provided for sketches of equipment, tools, parts, work layouts, etc.
33	STUDIED BY	Name of individual conducting study
34	APPROVED BY	Approving official's signature

METHODS IMPROVEMENT PROJECT SUMMARY			
1 ORGANIZATION	2 WORK CENTER	3 SUBJECT	4 REFERENCE FILE NO
5 PRESENT METHOD			
6 PROPOSED METHOD			
7 ECONOMIC ANALYSIS DATA		PRESENT	PROPOSED
A LABOR RATE (\$/Hr)		\$	\$
B ANNUAL VOLUME (No. of Work Units)			
C LABOR STANDARD (Hrs/Unit)			
D COST			
(1) LABOR COST PER WORK UNIT 7A X 7C		\$	\$
(2) MATERIAL COST PER WORK UNIT		\$	\$
(3) MISCELLANEOUS COST PER WORK UNIT		\$	\$
E TOTAL COST PER WORK UNIT 7D(1) + 7D(2) + 7D(3)		\$	\$
F MANHOURS PER YEAR 7B X 7C		\$	\$
G LABOR COST PER YEAR 7B X 7D(1)		\$	\$
H MATERIAL COST PER YEAR 7B X 7D(2)		\$	\$
I FLOOR SPACE (Sq. Ft)		\$	\$
J COST OF FLOOR SPACE		\$	\$
K OTHER COST (Specify)		\$	\$
L TOTAL OF LINES 7G 7H 7J AND 7K		\$	\$
9 TOTAL GROSS SAVINGS (First Year)			\$
10 IMPLEMENTATION COST (\$)			\$
A LABOR COST			\$
B EQUIPMENT AND MATERIAL COST			\$
C ENGINEERING COST			\$
D BUILDING MODIFICATION			\$
E UTILITIES			\$
F OTHER COST (Specify)			\$
11 TOTAL IMPLEMENTATION COST			\$
12 COST OF LIBERATED INVESTMENT			\$
13 TOTAL NET SAVINGS (First Year)			\$
A DOLLARS			\$
B MANPOWER SPACES			
14 AMORTIZATION PERIOD			

CONTINUED ON REVERSE SIDE

DD FORM 2036

REPLACES ALL SIMILAR PURPOSE LOCAL FORMS WHICH MAY BE USED UNTIL EXHAUSTED

A-VI-37



DoD 5010.15.1-M
BASIC VOLUME

16. INTANGIBLE ANALYSIS									
16. FOLLOWUP ACTION									
DATE									
17. IMPLEMENTATION									
17. REASON FOR INCOMPLETE IMPLEMENTATION									
18. REMARKS									
19. ANALYST (Signature and Date)			20. METHODS/STANDARDS SUPERVISOR (Signature and Date)				21. SUPERVISOR (Signature and Date)		

METHODS IMPROVEMENT PROJECT SUMMARY
DD FORM 2036

PURPOSE: The Methods Improvement Project Summary, DD Form 2036, is used to document the present and proposed methods of performing a process or operation and to document the economic analysis the benefits that can be derived by adopting the proposed method. This form can be used to document methods improvement. It is intended for idea interchange.

SPECIFIC INSTRUCTIONS:

<u>BLOCK</u>	<u>TITLE</u>	<u>ENTRY</u>
1	ORGANIZATION	Name of organization and location
2	WORK CENTER	Appropriate work center number
3	SUBJECT	Brief description of subject
4	REFERENCE/FILE NO.	Number of study being referenced
5	PRESENT METHOD	Description of present method
6	PROPOSED METHOD	Description of proposed method
7	ECONOMIC ANALYSIS DATA	Present/Proposed
A	LABOR RATE (\$/HR)	Average hourly rate of personnel involved
B	ANNUAL VOLUME (NO. OF WORK UNITS)	Annual workload
C	LABOR STANDARD (HRS/UNIT)	Manhours per work unit
D(1)	LABOR COST PER WORK UNIT	Dollar cost per unit for labor (7A x 7C)
D(2)	MATERIAL COST PER WORK UNIT	Dollar cost per unit for material
D(3)	MISCELLANEOUS COST PER WORK UNIT	Dollar cost per unit for miscellaneous such as facilities
E	TOTAL COST PER WORK UNIT	Total of 7D(1) + 7D(2) + 7D(3)
F	MANHOURS PER YEAR	Manhours required to perform annual workload (7B x 7C)
G	LABOR COST PER YEAR	Labor costs to perform annual workload (7B x 7D(1))
H	MATERIAL COST PER YEAR	Material costs required for annual workload
I	FLOOR SPACE (SQ.FT.)	Floor space used in performing workload



DoD 5010.05.1-M
BASIC VOLUME

Form 2036 (Cont'd)

<u>BLOCK</u>	<u>TITLE</u>	<u>ENTRY</u>
J	COST OF FLOOR SPACE	Dollar cost of floor space.
K	OTHER COST (SPECIFY)	Other dollar costs
8	TOTAL OF LINES 7G, 7H, 7J, and 7K	Total of present and proposed entries
9	TOTAL GROSS SAVINGS (FIRST YEAR)	Result of column 8 present minus column 8 proposed
10	IMPLEMENTATION COST (\$)	Proposed
A	LABOR COST	Dollar cost of labor required to implement proposal
B	EQUIPMENT AND MATERIAL COST	Equipment and material cost to implement proposal
C	ENGINEERING COST	Engineering costs to implement proposal
D	BUILDING MODIFICATION	Building modification costs to implement proposal
E	UTILITIES	Dollar cost of utilities required to implement proposal
F	OTHER COST (SPECIFY)	Other dollar costs required to implement proposal
11	TOTAL IMPLEMENTATION COST	Total cost to implement - column 10A through 10F
12	COST OF LIBERATED INVESTMENT	Value of equipment released or available for reuse as a result of proposal
13	TOTAL NET SAVINGS (FIRST YEAR)	
A	DOLLARS	Dollar savings resulting from column 9 minus difference between line 11 and 12
B	MANPOWER SPACES	Manpower spaces saved
14	AMORTIZATION PERIOD	Amount and rate
15	INTANGIBLE ANALYSIS	Briefly describe the intangible benefits of the proposal
16	FOLLOWUP ACTION	In appropriate blocks the date of followup and % of implementation



Form 2036 (Cont'd)

<u>BLOCK</u>	<u>TITLE</u>	<u>ENTRY</u>
17	REASON FOR INCOMPLETE IMPLEMENTATION	Reason for incomplete implementation of proposal if required
18	REMARKS	Comments or remarks related to proposal
19	ANALYST	Signature and date of analyst
20	METHODS/STANDARDS SUPR.	Signature and date of evaluating supervisor
21	SUPERVISOR	Signature and date of work center supervisor

REQUEST FOR WORK MEASUREMENT STANDARD				DATE OF REQUEST	
PART I - INITIATION OF REQUEST					
2 TO:			1 FROM:		
3 WORK CENTER NUMBER		4 WORK CENTER NAME		5 ESTIMATED ANNUAL MANHOURS	
6 OPERATION/ITEM/FUNCTION					
7 REQUESTED BY (Signature)			8 TITLE	9 EXTENSION	10 DATE
PART II - ACTION ON REQUEST					
1 RECEIVED BY		2 TIME	3 DATE OF RECEIPT	4 SCHEDULED	
				STARTING DATE	COMPLETION DATE
5 ACTION TO BE TAKEN ON REQUEST					
6 SIGNATURE			7 TITLE	8 EXTENSION	9 DATE

DD FORM 2037
1 SEP 76

REPLACES ALL SIMILAR PURPOSE LOCAL FORMS WHICH MAY BE USED UNTIL EXHAUSTED

REQUEST FOR WORK MEASUREMENT STANDARD

DD FORM 2037

PURPOSE: The Request for Work Measurement Standard is initiated when there is a requirement for work measurement standard(s) (i.e., new workload, change of method, review of existing operations, etc.).

SPECIFIC INSTRUCTIONS:

<u>BLOCK</u>	<u>TITLE</u>	<u>ENTRY</u>
PART I		
	INITIATION OF REQUEST:	
DATE		
1	FROM	Organization originating request
2	TO	Organization responsible for establishing work measurement standards
3	WORK CENTER NO.	Organization Code - Code assigned to organization
4	WORK CENTER NAME	Title of organization
5	EST. - ANNUAL MANHOURS	Estimate of annual manhours expended or projected for operation, item or function for which request has been prepared
6	OPERATION/ITEM/FUNCTION	Description
7,8,9,10	REQUESTED BY (Sig.) TITLE, EXTENSION, DATE	Signature, title, telephone extension of requestor and date signed
PART II		
ACTION ON REQUEST:		
1	RECEIVED BY	Name of individual receiving request
2	TIME	Time of request
3	DATE OF RECEIPT	Date of receipt
4	SCHEDULED	
	STARTING DATE	Scheduled date for start of work measurement study
	COMPLETION DATE	Projected completion date
5	ACTION TO BE TAKEN	Action required to satisfy request
6,7,8,9	SIGNATURE, TITLE EXTENSION, DATE	Signature, title, telephone extension of work measurement organization representative and date copy returned to requesting organization

REQUEST FOR REVIEW OF WORK MEASUREMENT STANDARD		
PART I - INITIATION OF REQUEST		
THRU:	TO:	FROM:
1. ORGANIZATION CODE	2. ORGANIZATION TITLE	
3. MEASUREMENT CODE	4. OPERATION DESCRIPTION	
5. REASON(S) FOR REQUEST		
6. REQUESTED BY (Signature, Title & Extension)		7. REQUEST APPROVED BY (Signature, Title & Date)
PART II - ACTION ON REQUEST		
THRU:	TO:	FROM:
1. STANDARD WAS <input type="checkbox"/> VERIFIED <input type="checkbox"/> REVISED <input type="checkbox"/> WITHDRAWN <input type="checkbox"/> NOT REVIEWED <input type="checkbox"/> OTHER		
2. DESCRIPTION OF ACTION TAKEN		
3. REVIEWED BY (Signature, Title & Extension)		4. REVIEW APPROVED BY (Signature, Title & Date)

REQUEST FOR REVIEW OF WORK MEASUREMENT STANDARD
DD FORM 2038

PURPOSE: The Request for Review of Work Measurement Standard, DD Form 2038, is initiated when a significant change has been made to the previous procedure for which the standard time was established.

SPECIFIC INSTRUCTIONS:

PART I

<u>BLOCK</u>	<u>TITLE</u>	<u>ENTRY</u>
	TO	Organization responsible for the review and update of Work Measurement Standards
	THRU	Responsible higher level organization over organization initiating request
	FROM	Organization originating the request
1	ORGANIZATION CODE	Code assigned to organization
2	ORGANIZATION TITLE	Title of organization
3	MEASUREMENT CODE	Work Measurement Code of Standard to be reviewed
4	OPERATION DESCRIPTION	Description of operation to be reviewed
5	REASON(S) FOR REQUEST	Reason(s) for submitting request
6	REQUESTED BY	Signature, title, and telephone extension of requestor
7	REQUEST APPROVED BY	Signature, title, and telephone extension of approving official

PART II

	TO	Originator of request
	THRU	Approving organization
	FROM	Work Measurement organization
1	STANDARD WAS	Check action taken
2	DESCRIPTION OF ACTION TAKEN	Description of action taken
3	REVIEWED BY	Signature, title, and telephone extension of analyst/observer who reviewed standard
4	REVIEW APPROVED BY	Signature, title, and date of analyst's supervisor

STANDARDS REVIEW CHECKLIST		1. STANDARD NUMBER	
2. STANDARD TYPE	3. ORGANIZATION	4. DATE	
5. REVIEW ITEMS		ACCOMPLISHED	
		YES	NO
a. METHODS CONTENT REVIEW WITH OPERATING OFFICIAL (Element By Element Check For Currency.)			
b. REVIEW OF TIME VALUES FOR ENGINEERED ACCURACY (Maximum Use Of Standard Time Data Is Recommended.)			
c. REVIEW OF PERSONAL, FATIGUE, AND DELAY (PP&D) ALLOWANCE.			
d. REVIEW OF OCCURRENCE FACTORS (Tangible, Dated Evidence Of Review Is Required.)			
e. REVIEW OF COUNT PROCEDURES.			
f. WORKLOAD UNIT AND ITEM COUNT CODE.			
g. CRITICAL WORK UNIT (High Earned Hour).			
<p>h. REMARKS: (Any Item a - g Checked In "No" Column Must Be Justified. If Any Item Requires Change, Furnish Explanation of Change. Enter Justification If Standard Does Not Meet Engineered Criteria.)</p>			
APPROVAL			
SIGNATURE OF ANALYST/TECHNICIAN		SIGNATURE OF WORK MEASUREMENT SUPERVISOR	

DD FORM 2039
1 SEP 76

REPLACES ALL SIMILAR PURPOSE LOCAL FORMS WHICH MAY BE USED UNTIL EXHAUSTED

STANDARDS REVIEW CHECKLIST
DD FORM 2039

PURPOSE: The Standards Review Checklist, DD Form 2039, is to assist the work measurement analyst/observer in performing a thorough review of each item required to complete a labor performance standards review.

SPECIFIC INSTRUCTIONS:

<u>BLOCK</u>	<u>TITLE</u>	<u>ENTRY</u>
1	STANDARD NUMBER	Enter locally assigned standard number
2	STANDARD TYPE	Type of standard (engineered, non-engineered, etc.)
3	ORGANIZATION	Functional organization or work center where standard has been implemented
4	DATE	Date of review of standard
5	REVIEW ITEMS	<ul style="list-style-type: none"> a Methods content review with operating official (element by element check for currency) b Review of time values for engineered accuracy (maximum use of standard time data is recommended.) c Review of personal, fatigue, and delay (PF&D) allowance d Review of occurrence factors (tangible, dated evidence of review is required.) e Review of count procedures f Workload unit end item count code g Critical work unit (high earned hour) h Remarks: Any item (a-e) in "no" column must be justified. If any item required change, furnish explanation of change. Enter justification if standard does not meet engineered criteria

Check appropriate "yes" or "no" column when reviewing items a through g. If "no" column is checked for any item a through e, explain in item h.

Blocks are provided to indicate approval by the analyst/technician and work measurement supervisor.

DWMSTOP/STANDARD TIME DATA
COMPUTATION SHEET

5. OP/ELEMENT DESCRIPTION			6. CODE		7. UNIT		8. DATE		3. LOCAL ID		
1. NORMAL TIME VALUE <input type="checkbox"/> TMU <input type="checkbox"/> HOUR <input type="checkbox"/> MINUTE			2. QUALITY CODE TECHNIQUE _____ QUALITY _____ FUNCTION _____			4. ANALYST					
9. ELEMENT NO	ELEMENT DESCRIPTION	OCCU- TION	QUAL- ITY	ELEMENT CODE	UNIT	UNIT NORMAL TIME	OCCUR- RENCE PER CYCLE	TOTAL			
a	b	c	d	e	f	g	h	i			
S			TOTAL TIME FOR ELEMENTS ON THIS SIDE			TOTAL TIME FOR ELEMENTS ON REVERSE SIDE			11. TOTAL		
10. STARTS											12. HOUR EQUIV.
INCLUDES											13. ALLOW FACTOR
ENDS											14. ALLOW TIME
CONDITIONS											

A-VI-55

DoD 5010.15.1-M
BASIC VOLUME

ELEMENT NO.	ELEMENT DESCRIPTION	OCCUPATION	QUALITY	ELEMENT CODE	UNIT	UNIT NORMAL TIME	OCCURRENCE PER CYCLE	TOTAL
								15. SUB-TOTAL (Carry Sub-Total to Line "15" on Page 28a)

REMARKS

DWMSTDP/STANDARD TIME DATA COMPUTATION SHEET
DD FORM 2040

PURPOSE: The DWMSTDP/Standard Time Data Computation Sheet can be used to calculate the normal and standard (allowed) times for a job or any portion of a job. The form has been designed for use with any Standard Time Data technique, but it is particularly useful when applying DWMSTD (Defense Work Measurement Standard Time Data) to establish a standard

A separate Computation Sheet should be prepared for each part of the function, job, or task that has been defined through work analysis. The data compiled in this manner can then be summarized to the task, job, or functional level. This procedure facilitates the development of higher data levels which can be used in preparing other future time standards. (Ref. DoD 5010.15.1-M, Basic Volume, Chapter 2).

SPECIFIC INSTRUCTIONS:

<u>BLOCK</u>	<u>TITLE</u>	<u>ENTRY</u>
1	NORMAL TIME VALUE	Check appropriate block
2	QUALITY CODE	Three character code for Technique, Quantity, and Function. ref. DoD 5010.15.1-M, Basic Volume, Para 2.2.1.c
	TECHNIQUE	The alpha indicator for the predominant development technique
	QUALITY	The alpha indicator for the lowest quality data which must be included to reach 90% of the total time value
	FUNCTION	The alpha indicator for the predominant function
3	LOCAL ID	Local identification/operations number
4	ANALYST	Analyst/Observer preparing standard
5	OP/ELEMENT DESCRIPTION	Brief description of the operation/element noun-verb relationship preferred
6	CODE	Locally assigned element identification code. Note: For DWMSTDP-oriented data a ten-character code is required (Ref. DoD 5010.15.1-M, Basic Volume, Para 2.2.1.b., 2.2.1.e, and Suppl. 1)
7	UNIT	Unit of accomplishment for total standard time data element developed
8	DATE	Date of standard computation
9a	ELEMENT NO.	Sequentially number data elements
b	ELEMENT DESCRIPTION	Briefly describe the sub-elements that comprise the OP/Element

DoD 5010.15.1-M
BASIC VOLUME

DD FORM 2040 (Cont'd)

<u>BLOCK</u>	<u>TITLE</u>	<u>ENTRY</u>
c	OCCUPATION	Applicable to DWMSTDP only. Enter code from data volume.
d	QUALITY	Applicable three-character code
e	ELEMENT CODE	Element identification. For DWMSTD this is seven-character data element code (DEC)
f	UNIT	Unit of accomplishment for each applicable data element used in development
g	UNIT NORMAL TIME	The element time value
h	OCCURENCE PER CYCLE	Number of times a particular subordinate element is performed in order to fulfill the OP/Element requirements
i	TOTAL	Product of unit normal time and occurrences per cycle
10	STARTS	Description of beginning point of operation/element
	INCLUDES	Description of pertinent actions involved in performance or operation/element
	ENDS	Description of ending point of operation/element
	CONDITIONS	Identification of any special conditions, equipment, or environment which restrict or govern the use of the operation/element. If additional space is needed, use REMARKS block on reverse of form
11	TOTAL	Sum of all individual data elements
12	HOOR EQUIVALENT	Convert "total" to decimal hour
13	ALLOWANCE FACTOR	Appropriate factor for personal, fatigue, and delay allowances. (Ref. DoD 5010.15.1-M, Basic Volume, APP II)
14	ALLOWED TIME	Product of "Hour Equivalent" and "Allowance Factor"
	REMARKS	To be used for continuation of "conditions" or "remarks" from front of form
15	SUB TOTAL	Total of column i, reverse side of form. Carry to line "S" on front side.

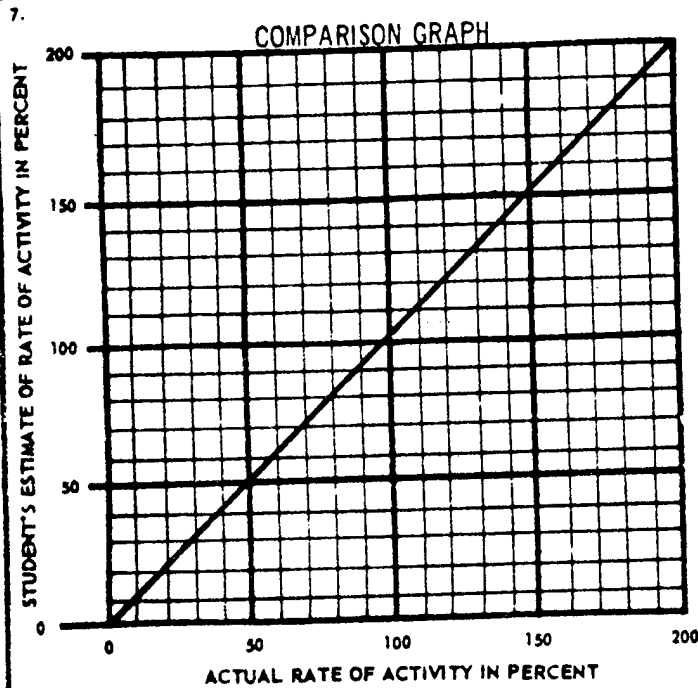
RATING COMPARISON WORKSHEET

1. NAME:	2. ORGANIZATION:	3. FILM NO:	4. DATE:
----------	------------------	-------------	----------

PART I

5. SCENE NUMBER	6. RATING OF ACTIVITY IN PERCENT			5. SCENE NUMBER	6. RATING OF ACTIVITY IN PERCENT		
	a. STUDENT	b. ACTUAL	c. VARIANCE*		a. STUDENT	b. ACTUAL	c. VARIANCE*
1				9			
2				10			
3				11			
4				12			
5				13			
6				14			
7				15			
8				* VARIANCE = $\frac{a-b}{b}$ OR $\frac{\text{STUDENT}}{\text{ACTUAL}}$			

PART II



PART III

8. PREVIOUS SUM OF RANGES _____

9. RANGE THIS FILM (R) _____

10. SUM OF RANGES TO DATE (ΣR) _____

11. NUMBER OF RANGES TO DATE (ΣN) _____

12. AVERAGE RANGE

$$\bar{R} = \frac{\Sigma R}{\Sigma N} = \text{_____}$$

13. STANDARD DEVIATION

$$SD = \frac{R}{d_2} = \text{_____}$$

 = _____

14. REMARKS:

RATING COMPARISON WORKSHEET

DD Form 2041

PURPOSE: The Rating Comparison Worksheet, DD Form 2041, is a combination recording and analysis sheet and is used by both the participant and the leader. The object is to establish the concept of what normal looks like. This form is used in Rating Sessions which should be conducted periodically to insure the analyst remains competent and consistent in rating.

SPECIFIC INSTRUCTIONS:

<u>BLOCK</u>	<u>TITLE</u>	<u>ENTRY</u>
1	NAME	Name of Analyst/Observer
2	ORGANIZATION	Organization
3	FILM NO.	Film number - given by session leader
4	DATE	Date of rating session
5	SCENE NUMBER	Scene number listed in numerical sequence
6.a	RATING OF ACTIVITY IN PERCENT	Estimate of performance by the appropriate scene number as film is shown
b		Correct rating by the appropriate scene number when read aloud by session leader
c		Compute and record the variance for each scene
		$\frac{6a}{6b} \quad \text{or} \quad \frac{\text{Student}}{\text{Actual}} \quad = \text{Variance}$
		Circle the highest variance and the lowest variance on each film
7	COMPARISON GRAPH	Plot the actual versus the estimated values on the comparison chart
8	PREVIOUS SUM OF RANGES	Sum of the ranges of prior sessions (on the first rating attempt of each participant, there will be no previous sum of ranges.)
9	RANGE THIS FILM	This will be the difference between the two circled variances in column 6c
10	SUM OF RANGES TO DATE	This will be the sum of blocks 8 and 9
11	NUMBER OF RANGES TO DATE	This number will be the same as the total number of films viewed by the participant
12	AVERAGE RANGE	Compute the average range

BLOCK TITLE

ENTRY

13 STANDARD DEVIATION

Compute the standard deviation (SD). The method shown uses a precomputed table (see below) for the divisor which eliminates some of the tedious squaring and taking of square roots required in the more common method of computation. The d_2 factor is in the table opposite the number of rating scenes contained in the film being evaluated. For example, if 15 scenes are in the film, the d_2 factor used as the divisor is 3.472.

14 REMARKS

Supervisor or Session Leaders evaluation of participant's progress and recommended additional training after analysis has been made of the SD and the comparison graph.

Precomputed Factor for Division

in

Computation of Standard Deviation

Number of Rating Scenes on film being evaluated	d_2 factor
2	
3	1.128
4	1.693
5	2.059
6	2.326
7	2.534
8	2.704
9	2.847
10	2.970
11	3.078
12	3.173
13	3.258
14	3.336
15	3.407
16	3.472
17	3.532
18	3.588
19	3.640
20	3.689
21	3.734
22	3.778
23	3.819
24	3.858
25	3.895
26	3.931
27	3.952
28	3.969
29	3.976
30	4.002

WORK MEASUREMENT TIME STUDY WORKSHEET (SNAPBACK)		1. DRAWING NUMBER	2. DATE	3. REFERENCE FILE/STUDY NR													
4. OPERATION		5. ORGANIZATION/WORK CENTER		6. WORK UNIT													
7. OBSERVER		8. NAME OF OPERATOR/OPERATOR NR.		9. MACHINE/STOCK NO.													
10. MATERIAL		11. WEIGHT		12. QUANTITY													
13. STOP TIME		14. START TIME		15. ELAPSED TIME (Stop Time Minus Start Time)													
16. TYPE OF TIMING DEVICE																	
17. OPERATION, READINGS AND COMPUTATIONS																	
NR (a)	ELEMENT DESCRIPTION (b)	READINGS (c)										TOTAL CYCLE (d) (e)	AVE OR SEL (f) (1)	LEVEL FACTOR (g) (2)	NOR TIME (h) (3)	OCC (i) (4)	BASE TIME (j) (5)
		1	2	3	4	5	6	7	8	9	10						
	T																
	P																
	T																
	P																
	T																
	P																
	T																
	P																
	T																
	P																
	T																
	P																
	T																
	P																
18. REMARKS												19. TOTAL BASE TIME					
												20. PF & D ALLOWANCE					
22. APPROVED (Signature)												23. DATE		21. STANDARD TIME FOR		MINUTES	
														HOURS			
LEGEND: T - TIME P - PACE RATING												UNIT(S)					

WORK MEASUREMENT TIME STUDY WORK SHEET (SNAP BACK)

DD FORM 2042

PURPOSE: The Work Measurement Time Study Work Sheet (Snap Back), DD Form 2042, is designed for use of the snap-back method of stop watch time study. This method is normally applied for long cycle elements or where irregular elements or cycles are prevalent. Concurrent with recording time values, rating of the performance should be accomplished and entered on line "P"

SPECIFIC INSTRUCTIONS:

<u>BLOCK</u>	<u>TITLE</u>	<u>ENTRY</u>
1	DRAWING NUMBER	Reference drawing number
2	DATE	Date of Study
3	REFERENCE/FILE NUMBER/ STUDY NUMBER	Study/file number being referenced. Number studies consecutively by type of study
4	OPERATION	Brief description of operation
5	ORGANIZATION/WORK CENTER	Name of organization and location or appropriate work center number
6	WORK UNIT	Unit of count
7	OBSERVER	Name of analyst/observer
8	NAME OF OPERATOR/ OPERATOR NUMBER	Name of operator performing operation or employee number assigned to operator being studied
9	MACHINE NUMBER/ MACHINE STOCK NUMBER	Number of the machine being studied (if applicable) or machine stock number
10	MATERIAL	Type of material being used in operation being studied
11	WEIGHT	Weight of material used in operation being studied as it affects handling
12	QUANTITY	Quantity of work units completed during study
13	STOP TIME	Reading on clock when study is completed
14	START TIME	Reading on clock at start of study
15	ELAPSED TIME (STOP TIME MINUS START TIME)	Compute elapsed time
16	TYPE OF TIMING DEVICE	Decimal minute or decimal hour

DoD 5010.15.1-M
BASIC VOLUME

DD FORM 2042 (Cont'd)

<u>BLOCK</u>	<u>TITLE</u>	<u>ENTRY</u>
17	OPERATION, READINGS AND COMPUTATIONS	
a	NO.	Number each element in sequential order
b	ELEMENT DESCRIPTION	Describe element in terms that are indicative of work being performed. Elements should represent logical increments of an operation
c	READINGS T(Time) P(Pace)	Record Stop Watch Readings. Circle disallowed element in Time. Annotate reason in remarks block. Annotate determined pace rating of operator for above (T) reading.
d	TOTAL	Total elemental readings and enter sum
e	CYCLE	Total number of cycles per element
f	AVG OR SEL	Normally: Sum of elemental readings by number of cycles time studied
g	LEVEL FACTOR	Concept of work pace (pace rating) expressed as a percentage
h	NOR TIME	Average of select time multiplied by the leveling factor
i	OCC	Apply the occurrence factor of the element per operation
j	BASE TIME	Multiply normal time by the occurrence factor and annotate base time
18	REMARKS	Comments to explain special information related to study
19	TOTAL BASE TIME	Add base time of each element and enter total time
20	PF&D ALLOWANCE	Percentage factor to be applied for personal, fatigue, and delay allowance (reference DoD 5010.15.1-M, Basic Volume, Appendix II) Time value the percentage factor represents
	MINUTES	Add total base time and time value for personal fatigue, and delay (PF&D) expressed in minutes
	HOURS	Convert minutes to decimal hours

DD FORM 2042 (Cont'd)

<u>BLOCK</u>	<u>TITLE</u>	<u>ENTRY</u>
21	STANDARD TIME FOR	Number of work units standard time represents
22	APPROVED	Signature of approving official
23	DATE	Date of Signature

WORK MEASUREMENT TIME STUDY WORKSHEET (CONTINUOUS METHOD)

1. OPERATOR NAME OR NUMBER _____ 2. REFERENCE NUMBER _____

3. DATE OF STUDY _____

4. NAME OF ANALYST _____

5. APPROVED (Initials and Date) _____

CYCLE	ELEMENT DESCRIPTION										FOREIGN ELEMENTS									
	1	2	3	4	5	6	7	8	9	10	A	B	C	D	E	F	G	H	I	J
7. NUMBER	R	T	P	R	T	P	R	T	P	R	T	P	R	T	P	R	T	P	R	T
1																				
2																				
3																				
4																				
5																				
6																				
7																				
8																				
9																				
10																				
9. TOTAL TIME																				
10. NO. OF OBSVS																				
11. AVG/SEL. LEVEL-UP FACTOR																				
12. NORMAL TIME																				
13. OCCUR-ANCE																				
14. BASE TIME																				
15. START TIME																				
16. STOP TIME																				
17. ELAPSED TIME																				
18. TYPE OF TIMING DEVICE																				
19. TOTAL BASE TIME (Minutes)																				
20. PF & D ALLOWANCE																				
21. STANDARD TIME (Minutes)																				
22. STANDARD TIME (Hours)																				
23. WORK UNITS																				
24. UNITS PER HOUR																				
25. REMARKS																				

LEGEND: R - READING T - TIME P - PACE RATING

DD 1 DEC 76 2042-1 EDITION OF 1 SEP 76 IS OBSOLETE. REPLACES ALL SIMILAR PURPOSE LOCAL FORMS WHICH MAY BE USED UNTIL EXHAUSTED

PAGE _____ OF _____ PAGES

WORK MEASUREMENT TIME STUDY WORKSHEET (CONTINUOUS METHOD)

DD FORM 2042-1

PURPOSE: The Work Measurement Time Study Worksheet (Continuous Method), DD Form 2042-1, is designed for use of the continuous method of stop watch time study. This method is especially good for short element, short cycle operations and can be used for multi-man activities. The stop watch is run continuously with readings recorded in the "R" block with the calculated time recorded in the "T" block. Concurrent with recording the element time, rating of the performance by element should be accomplished and recorded in block "P".

SPECIFIC INSTRUCTIONS:

<u>BLOCK</u>	<u>TITLE</u>	<u>ENTRY</u>
1	OPERATOR NAME OR NO.	Name or Number of Operator being studied
2	ELEMENT DESCRIPTION	Brief description of each element
3	REFERENCE NUMBER	Study number
4	DATE OF STUDY	Date of study
5	NAME OF ANALYST	Name of analyst or observer performing study
6	APPROVED (INI./DATE)	Initials or name of analyst's approving supervisor/team chief and date.
7	NUMBER	Number of cycles studied
	R (READING)	Clock time (continuously running)
	T (TIME)	Element time computed after study completed
	P (PACE)	Pace rating of element being performed
8	FOREIGN ELEMENTS	
	S	Clock time, start of foreign element
	F	Clock time, finish - element completed
	T	Element time - compute difference
	DESCRIPTION	Briefly describe foreign element
9	TOTAL TIME	Total the element readings and enter sum
10	NO OF OBSVS	Number of cycles time studied

<u>BLOCK</u>	<u>TITLE</u>	<u>ENTRY</u>
11	AVG/SEL	Normally: sum of element readings by number of observations-selected time is time selected/judged by the observer as being the most representative time for this element.
12	LEVELING FACTOR	Average of the pace rating recorded expressed as a percentage
13	NORMAL TIME	Average or select time multiplied by the leveling factor
14	OCCURRENCE	Occurrence per work unit
15	BASE TIME	Normal time multiplied by occurrence per work unit
16	TOTAL BASE TIME	Total basic time (minutes)
17	PF&D ALLOWANCE %	Percentage factor to be applied for personal, fatigue, and delay (PF&D) allowance (Ref. DoD 5010.15.1-M, Basic Volume, Appendix II)
	TIME	Time Value in Minutes the % PF&D represents (Line 17 x Line 16)
18	STANDARD TIME (MINUTES)	Add base time and PF&D time value
19	STANDARD TIME (HOURS)	Convert to hours
20	WORK UNIT	Unit of count
21	UNITS PER HOUR	$\frac{1 \text{ hour}}{\text{Line 19}} = \text{Units per standard hours}$
22	START TIME	Reading on clock at start of study
23	STOP TIME	Reading on clock at completion of study
24	ELAPSED TIME	Compute (difference - stop time and start time)
25	TYPE OF TIMING DEVICE	Decimal minute or decimal hour
26	REMARKS	Comments to explain abnormalities of study

WORK MEASUREMENT PROJECT - NON-REPETITIVE TIME STUDY

DD FORM 2043

PURPOSE: The Non-repetitive Time Study Form, DD Form 2043 is normally used for the irregular cycle work. The time-study observer will usually record the methods description by listing each element as it occurs. The description generally follows the activity of a person as a whole, similar to the description used to accompany an operation analysis (DD Form 2033).

SPECIFIC INSTRUCTIONS:

<u>BLOCK</u>	<u>TITLE</u>	<u>ENTRY</u>
1	STUDY NUMBER	Assigned number
2	OPERATION	Title of operation
3	ORGANIZATION CODE	Code of organization where study of operation is being performed
4	PART NAME AND TYPE	Name of part involved in study and type
5	STOCK NUMBER	Federal Stock Number (FSN) of part being studied
6	LOCATION	Area where study being conducted
7	MACHINE NUMBER	Machine involved in study (if applicable)
8	CONTROL STATION NUMBER	Number assigned to station where completed item is checked
9	OPERATOR'S NAME/ NUMBER	Name of employee performing operation or employee number assigned to operator
10	T.O. OR Q.C.S. NUMBER	Technical order modification work order, or quality control specifications number (if applicable)
11	DRAWING NUMBER	Number assigned to drawing/blueprint, etc. (if applicable)
12	OBSERVER	Analyst/observer conducting study
13	MATERIAL	Materials used in making part (if applicable)
14	WEIGHT	Weight of material as it affects handling/process
15	DATE	Date study completed

DoD 5010.15.1-M
BASIC VOLUME

DD FORM 2043 (Cont'd)

<u>BLOCK</u>	<u>TITLE</u>	<u>ENTRY</u>
16	TYPE OF TIMING DEVICE	Decimal minute or decimal hour
17	START TIME	Clock reading at beginning of study
18	STOP TIME	Clock reading at completion of study
19	ELAPSED TIME	Difference (Block 19 - Block 18)
20a	NO.	Number each element in sequential order
21b	ELEMENT DESCRIPTION	Brief description of the element
c	READINGS	Record clock time (continuous running)
d	TIME	After study, compute element time, time difference between present element reading and previous reading
e	LEVEL FACTOR	Record the pace rate of the operator as the element is being performed
f	NORMAL TIME	Computed time value multiplied by the leveling factor
g	OCCUR FACTOR	Record element occurrence per work unit
h	BASE TIME	Normal time multiplied by occurrence per work unit
22	REMARKS	Comments to explain abnormalities of study
23	TOTAL BASE TIME	Total of Base Time Column
24	PF&D ALLOWANCE(%)	Percentage factor to be applied for Personal, Fatigue, and Delay (PF&D) allowance (Ref: DoD 5010.15.1-M, Basic Volume, Appendix II)
	MINUTES	Add total base time and time value for personal fatigue, and delay (PF&D) expressed in minutes
	HOURS	Convert minutes to decimal hours
25	STANDARD TIME FOR	Number of work units standard time represents.
26	APPROVED	Signature of approving official
27	DATE	Date of signature

REGRESSION ANALYSIS WORK SHEET				1. DATE		2. ANALYST	
3. FUNCTION/WORK CENTER				4. CODE		5. WORK UNIT	
6. SOURCE X				7. SOURCE Y			
a. ITEM NO.	b. PERIOD	c. WORK UNITS PROCESSED X	d. PRODUCTIVE HOURS Y	e. X Y		f. X ²	g. Y ²
1							
2							
3							
4							
5							
6							
7							
8							
9							
10							
11							
12							
13							
14							
15							
16							
17							
18							
19							
20							
		ΣX	ΣY	ΣXY		ΣX^2	ΣY^2
TOTALS							
REMARKS							

**REGRESSIONS ANALYSIS
COMPUTATION**

Enter appropriate figures in the method of least square and compute the coefficient of correlation

$$(\sum X)^2 = (\underline{\hspace{2cm}})^2 = \underline{\hspace{2cm}}$$

$$(\sum Y)^2 = (\underline{\hspace{2cm}})^2 = \underline{\hspace{2cm}}$$

$$(\sum X)(\sum Y) = (\underline{\hspace{2cm}})(\underline{\hspace{2cm}}) = \underline{\hspace{2cm}}$$

$$r = \frac{\sum XY - \frac{\sum X \sum Y}{N}}{\sqrt{\left[\sum X^2 - \frac{(\sum X)^2}{N} \right] \left[\sum Y^2 - \frac{(\sum Y)^2}{N} \right]}}$$

$$r = \frac{\underline{\hspace{2cm}}}{\sqrt{[\underline{\hspace{2cm}}][\underline{\hspace{2cm}}]}}$$

r = COEFFICIENT OF CORRELATION =

**STRAIGHT LINE
FORMULA**

Enter the appropriate figures from line 9 to compute the straight line formula (method of least square)

$$y = a + bx$$

$$a = \frac{(\sum Y) - \frac{(\sum X)(\sum Y)}{n}}{n - \frac{(\sum X)^2}{n}}$$

$$b = \frac{n(\sum XY) - (\sum X)(\sum Y)}{n(\sum X^2) - (\sum X)^2}$$

a =

b =

a = y intercept

b = slope

REGRESSION ANALYSIS WORK SHEET
DD FORM 2044

PURPOSE: The Regression Analysis Work Sheet, DD Form 2044, is designed to structure data to accomplish and compute a regression analysis and is frequently used to express the relationship between staffing requirements and workload volume.

SPECIFIC INSTRUCTIONS:

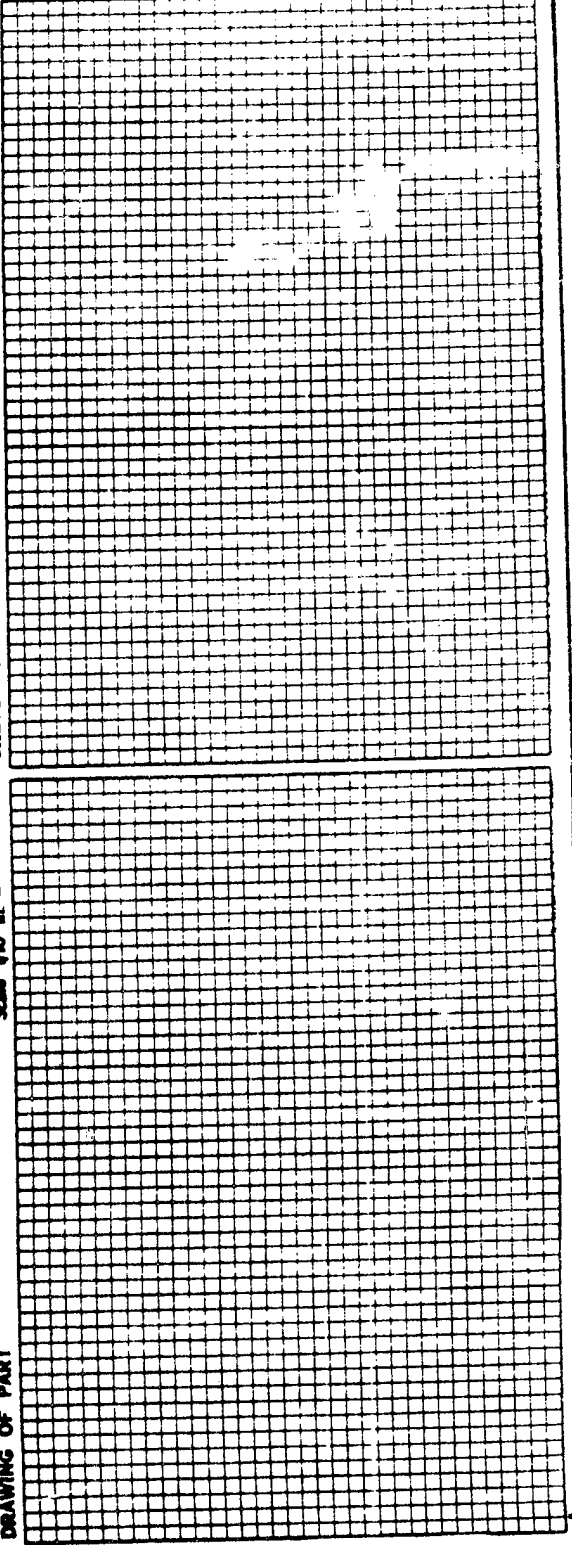
<u>BLOCK</u>	<u>TITLE</u>	<u>ENTRY</u>
1	DATE	Date worksheet prepared
2	ANALYST	Analyst/observer preparing worksheet
3	FUNCTION/ WORK CENTER	Title of functional office or work center
4	CODE	Code number assigned to study
5	WORK UNIT	Title of work unit
6	SOURCE X	Data source of work units processed
7	SOURCE Y	Data source of productive manhours
8	ITEM NO.	
a		Time period (day, week, month, etc.) work units processed and productive manhours expended
b		Number work units processed
c		Productive manhours expended
d		Multiply column (b) by column (c) - enter total
e		Square figure entered in column (b)
f		Square figure entered in column (c)
	TOTALS	Sum of each column
	REMARKS	Narrative comments on analysis
	REGRESSION ANALYSIS COMPUTATION	Instructions are on the reverse side of the DD 2044 Form.

WORK STANDARD AND METHODS DESCRIPTION SHEET

1. STUDY NO.	2. JOB NO.	3. OPERATOR	4. NO.	5. TIME ON JOB
6. OBSERVER	7. DATE	8. FOREMAN	9. NO.	10. DEPT.
11. APPROVING SIGNATURES ANALYST'S SUPERVISOR		12. MATERIAL		14. GRADE
17. OPERATION		13. WEIGHT		16. LENGTH
19. PART NAME		21. PROCESS MATERIAL		22. LIST STANDARDS BELOW THAT HAVE BEEN MADE OBSOLETE AS A RESULT OF IMPLEMENTATION OF THIS STANDARD
23. ITEM NAME		25. GENERAL MATERIAL		
25. MACHINE NAME		30. TOOLS, JIGS, FIXTURES, ETC.		
27. TYPE		29. SPEED		STANDARD NUMBER
28. NO. MACHINES OPERATED		26. NO. MACHINES OPERATED		TIME VALUE

31. DRAWING OF PART Scale 1/10 in. -

32. SKETCH OF WORK PLACE Scale 1/10 in. -



TIME STANDARD DESCRIPTION 37. WELD UNIT CODE 38. WELD UNIT TITLE 44. NO.		33. INSTAL. SYMBOL 39. CONTROL NO. 45. ELEMENT DESCRIPTION	34. PRODUCTION CENTER SYMBOL(S) 40. COST ACCT. 46. TECH CODE	41. SPL. CODE 42. TYPE STD	43. WORK UNIT TITLE 47. NORMAL TIME 48. OCCUR S CD	35. DWNSTOP APPLICATION 36. WORK UNIT NO.

ESTABLISHMENT REVIEW RECORD	
SIGNATURE	SIGNATURE
DATE	DATE
SYMBOL	SYMBOL
31. TOTAL OF ELEMENT BASE TIMES	32. PERSONAL FATIGUE AND DELAY ALLOWANCE FACTOR
33. STANDARD IN MINUTES	34. STANDARD IN HOURS
35. UNIT OF COUNT	

WORK STANDARD AND METHODS DESCRIPTION SHEET

DD FORM 2045

PURPOSE: The Work Standard and Methods Description Sheet is designed to record the standard practices, equipment, methods, job conditions, workplace layout, material/parts involved, time standard typed description, and the standard time for processing a work unit.

SPECIFIC INSTRUCTION:

<u>BLOCK</u>	<u>TITLE</u>	<u>ENTRY</u>
1	STUDY NO.	Assigned number
2	JOB NO.	Job number assigned
3	OPERATOR	Employee's name
4	NO.	Operator's employee number
5	TIME ON JOB	Length of time operator has worked on job or evaluation of degree of experience
6	OBSERVER	Analyst/observer performing study
7	DATE	Date study performed
8	FOREMAN	Operator's foreman
9	NO.	Foreman's employee number
10	DEPT	Organizational level where study is performed
11	APPROVING SIGNATURES	
	ANALYST'S SUPV	Signature
	ORGANIZATION SUPV	Signature
12	MATERIAL	Component used in developing the end item (i.e. Raw materials)
13	WEIGHT	Weight of material as affecting handling or machine operations
14	GRADE	Grade of material
15	WIDTH	Width of material

DoD 5010.15.1-M
BASIC VOLUME

DD Form 2045 (Cont'd)

<u>BLOCK</u>	<u>TITLE</u>	<u>ENTRY</u>
16	LENGTH	Length of material
17	OPERATION	Title of operation
18	NO.	Operation number assigned
19	PART NAME	Name of part
20	PART NO.	Number of part
21	PROCESS MATERIAL	Expendable materials used in the methods process which are not a part of the end item (i.e. sandpaper, oil, chemicals, etc.)
22	OBSOLETE STANDARDS	List standards that become obsolete by implementing this standard
23	ITEM NAME	Name of item when complete
24	ITEM NUMBER	Number assigned completed item
25	GENERAL MATERIAL	Reusable materials that may be used in performing the method (i.e. paint brushes, drill bits, etc.)
26	MACHINE NAME	Machine used during study
27	TYPE	Type of machine
28	NUMBER OF MACHINES OPERATED	Number of like type machines observed in study
29	SPEED	Speed of machine for operation being studied
30	TOOLS, JIGS, FIXTURES, ETC.	Identify by name or number
31	DRAWING OF PART	Drawing of part or drawing number
32	SKETCH OF WORK PLACE	Work area layout
33	INSTAL. SYMBOL	Symbol for activity that established the standard
34	PRODUCTION CENTER SYMBOL(S)	Symbols for the production centers to which this time standard will apply
35	DWMSTDP APPLICATION	Check for DWMSTDP application
36	WORK UNIT NO.	Work unit number

DD Form 2045 (Cont'd)

<u>BLOCK</u>	<u>TITLE</u>	<u>ENTRY</u>
37	WKLD UNIT CODE	Workload unit code
38	WKLD UNIT TITLE	Workload unit title
39	CONTROL NO.	Locally assigned control number
40	COST ACCOUNT	Cost account code
41	SPECIAL CODE	For local use as appropriate
42	TYPE STD	Type of Standard
43	WORK UNIT TITLE	Abbreviated title of the work unit
44	NO.	Number each element of the work unit in succession
45	ELEMENT DESCRIPTION	Complete elemental breakdown of the work unit. Elemental descriptions should be in sufficient detail to enable a clear understanding of the operation and should be sufficiently precise to permit element changes when required
46	TECH CODE	Code which indicates the technique used to establish the normal time. Techniques and codes can be found in the Basic Volume, DoD 5010.15.1-M, Page 13, Figure 6.
47	NORMAL TIME	Time value in TMU or minutes for each element listed under block 45. The normal time column is divided by a dashed line to allow entry of whole minutes on the left and minutes in thousandths on the right
48	OCCUR (%-CD)	Percent occurrence for each element. Under the CD (Code) column next to percent entry, enter the appropriate alpha codes as follows: As occurred in study - A; special study - S; historical - H; work sampling - WS; and estimate - E.
49	BASIC TIME	Basic time in TMUs/minutes and thousandths for each element. Basic time is obtained by multiplying the normal time entered in block 47 by the occurrence factor entered in block 48. The time in TMUs/minutes and thousandths will be entered in the same manner as specified for the normal time, block 47.

DoD 5010.15.1-M
BASIC VOLUME

DD Form 2045 (Cont'd)

<u>BLOCK</u>	<u>TITLE</u>	<u>ENTRY</u>
50	ESTABLISH/REVIEW RECORD DATE, SYMBOL, SIGNATURE	The date, organization symbol, and signature are to be entered. Spaces have been provided for the signature of the individual who established or reviewed the standard and his supervisor and for coordination by the production center supervisor.
51	TOTAL OF ELEMENT BASE TIMES	The total of the elemental basic times block 49
52	PERSONAL FATIGUE AND DE- LAY ALLOWANCE FACTOR	For PF&D Allowance Factor of _____ will be entered
53	STANDARD IN MINUTES	The product of block 51 multiplied by block 52
54	STANDARD IN HOURS	Convert entry in block 53 to standard hours (1 TMU = .00001 hrs) (.01667 X minutes and thousandths)
55	UNIT OF COUNT	As briefly and accurately as possible, specify what is to be counted

RECORD OF STANDARD PRACTICE AND STANDARD TIME/OPERATION DESCRIPTION		1. CHECK APPROPRIATE BOX <input type="checkbox"/> PRESENT UNIT <input type="checkbox"/> PROPOSED METHOD		2. STANDARD NUMBER AND TYPE	
3. ORGANIZATION				4. DATE	
5. UNIT		6. SUB UNIT		7. PART NUMBER	
8. PROCESS NUMBER	9. PROCESS (Job) NAME		10. UNIT OF MEASURE (work Unit)		
11. OPERATION NUMBER	12. OPERATION NAME		13. STANDARD TIME		
			HOURS PER UNIT		
14. MACHINE NUMBER	15. MACHINE NAME		UNITS PER HOUR		
16. DETAILED DESCRIPTION OF JOB REQUIREMENTS AND METHOD (Continue on Reverse Side If Necessary)					
17. APPROVALS		SIGNATURE		DATE	
ANALYST					
ANALYST SUPERVISOR					
OPERATING OFFICIALS					
OPERATING OFFICIALS					

RECORD OF STANDARD PRACTICE AND STANDARD TIME/OPERATION DESCRIPTION

DD FORM 2046

PURPOSE: The Record of Standard Practice and Standard Time/Operation Description DD Form 2046 is to provide a documented and signed record of the existing or proposed detailed description of job requirements and method of operations.

SPECIFIC INSTRUCTIONS:

<u>BLOCK</u>	<u>TITLE</u>	<u>ENTRY</u>
1	PRESENT/PROPOSED METHOD	Check appropriate block, present or proposed
2	STANDARD NO. & TYPE	Standard number and type of standard
3	ORGANIZATION	Organization where standard applies
4	DATE	Date of standard
5	UNIT	Department/Work Center
6	SUB UNIT	Section
7	PART NO.	Part number (if applicable)
8	PROC. NO.	Process Number (if applicable)
9	PROCESS (JOB) NAME	Process or Job Title
10	UNIT OF MEASURE	Representative Count
11	OPERATION NUMBER	Self explanatory
12	OPERATION NAME	Self explanatory
13	STANDARD TIME	
	HOURS PER UNIT	Standard time per work unit
	UNITS PER HOUR	Standard units per hour
14	MACH. NO.	Machine Number (if applicable)
15	MACHINE NAME	Name of Machine
16	DETAILED DESC. OF JOB REQUIREMENTS AND METHOD	Describe in detail the requirements of the job and method
17	APPROVALS	Space is provided on bottom of form for signature and date of analyst and approving official

WORK MEASUREMENT FEASIBILITY STUDY DATA SHEET

1 DATE _____ 2 WP/OR ORGANIZATION LEVEL _____ 3 PRIORITY _____
 4 SUB LEVEL ORGANIZATION _____ 5 ANALYST _____ 6 APPROVED BY _____
 7 UNIT _____ 8 ORG CODE _____ 9 ANALYST _____ 10 APPROVED BY _____

SECTION I - POTENTIAL MEASURABLE COVERAGE

A. FUNCTIONAL	B. SUPERVISORY			C. ADMIN & STAFF			D. CLERICAL		
	ACT	CAT	POT	ACT	AUTH	POT	ACT	AUTH	POT
COST CODE	EPS	NEPS	SP'MA	EPS	NEPS	SP'MA	EPS	NEPS	SP'MA
	EPS	NEPS	SP'MA	EPS	NEPS	SP'MA	EPS	NEPS	SP'MA
	EPS	NEPS	SP'MA	EPS	NEPS	SP'MA	EPS	NEPS	SP'MA
	EPS	NEPS	SP'MA	EPS	NEPS	SP'MA	EPS	NEPS	SP'MA
	EPS	NEPS	SP'MA	EPS	NEPS	SP'MA	EPS	NEPS	SP'MA
TOTAL									

SECTION II - TYPE STANDARDS APPLICABLE

NO.	SECTION IV - NATURE OF WORK	NO.	SECTION V - CYCLE	NO.
1	A. REPEITIVE		A. SHORT CYCLE (Up to 5 min)	
2	B. REPEITIVE IRREGULAR		B. MEDIUM CYCLE (5/1 to 2.0 min)	
3	C. NONREPEITIVE		C. LONG CYCLE (Over 2.0 min)	
TOTAL			TOTAL	

SECTION III - POTENTIAL IMPROVEMENTS

NO.	SECTION V - TYPICAL JOB FREQUENCY	NO.	SECTION VI - AVAL OF STD DATA	NO.
1	A. RECURRING		A. HIGH	
2	B. NONRECURRING		B. MEDIUM	
3			C. LOW	
4			D. NONE	
TOTAL			TOTAL	1L

DD FORM 1 SEP 78 2047
 REPLACES ALL SIMILAR PURPOSE LOCAL FORMS WHICH MAY BE USED UNTIL EXHAUSTED

WORK MEASUREMENT FEASIBILITY STUDY DATA SHEET

DD FORM 2047

PURPOSE: The Work Measurement Feasibility Study Data Sheet, DD Form 2047 is an in-depth review of a function/organization to determine where engineered standards, statistical standards, and manhour allowances should be established to produce a logical mix that results in maximum cost effectiveness. It also states how many of each standard will be required by organization or functional element and identifies the priority by which these standards will be developed.

SPECIFIC INSTRUCTIONS:

<u>BLOCK</u>	<u>TITLE</u>	<u>ENTRY</u>
1	DATE	Date of Study
2	MAJOR ORG. LEVEL	Directorate, Work Center
3	SECONDARY ORG. LEVEL	Division, Sub-work Center
4	SUB-LEVEL ORG.	Branch
5	PRIORITY	Locally established number for sequencing workload
6	SECTION	Self explanatory
7	UNIT	Self explanatory
8	ORG. CODE	Code assigned to organization where study is conducted
9	ANALYST	Name of analyst/observer conducting study
10	APPROVED BY	Signature of approving supervisor
11	SECTION I	Potential Measurable Coverage - Functional, Supervisory, Admin & Staff, Clerical

Sub-Categories:

Cost Code - List separately in each block the cost codes assigned to the organization being studied

Auth - Number of personnel authorized by cost code

Act - Actual Personnel assigned by cost code

Cat - Engineered Performance Standard (EPS); Non-Engineering Performance Standard (NEPS); Staffing Patterns/Manhour Allowances (SP/MA)

Pot - Potential Measurable Personnel by category of standard

DD Form 2047 (Cont'd)

<u>BLOCK</u>	<u>TITLE</u>	<u>ENTRY</u>
12	SECTION II	Type Standards Applicable - indicate number of standards to be developed by type
13	SECTION III	<p>Potential Improvements - indicate by class, the number of Potential Methods Improvements. These terms are known as the classes of change and are defined as follows:</p> <ul style="list-style-type: none">a. Class 1 - Hand and Body Motion Change - Any change in the nature, kind, or sequence of hand and body motions plus tools, equipment, workplace. May be initiated by foreman, worker or methods analyst.b. Class 2 - Tools, Equipment and Workplace Change. At only <u>one</u> work station. Need help of foreman, worker plus tool designers.c. Class 3 - Process Change - Adding or subtracting of one or more operations, combining or changing sequence of one or more operations. Need help of all above people plus general foreman, planners, layout people, post engineers, plant engineers.d. Class 4 - Product Design Change - Change in size, shape, form, appearance, tolerance, finish - <u>any</u> blueprint change - need help of all above, plus inspectors, sales, design engineers.e. Class 5 - Raw Material Change - any change in kind of material, quality, quantity, chemical composition, form, shape, or appearance. Any change that purchasing must be called in on. You need help of all above people, plus purchasing and top management. <p>A change in any of the factors above Class 1 usually must be accompanied by changes in the areas with lower numbers in order to accommodate the overall change.</p>
14	SECTION IV	Nature of Work - Number of operations according to the respective categories listed which are self-explanatory
15	SECTION V	Typical Job Frequency - Job frequency in accordance with A and B

DD Form 2047 (Cont'd)

<u>BLOCK</u>	<u>TITLE</u>	<u>ENTRY</u>
16	SECTION VI	Cycle-Cycle time of operation
17	SECTION VII	Avail of Standard Data - Number of operations to be measured as related to available standard time data (DWMSTD and others.)
18	SECTION VIII	Projected Standards Coverage - specific operations or jobs and number of personnel to be covered under the various categories of standards.
19	SECTION IX	Man-Hour Allowance Position Justification - write justification for staffing pattern and Manhour Allowance Type Standards
20	SECTION X	Workload/Program Documentation - identify projected workload, how determined and documented
21	SECTION XI	Economic Cost Analysis - Coverage: Total manhours of operations or jobs to be covered by standards. Using Average Labor Rate determine total manhour dollars Analyst Cost: Number of manhours projected for establishing labor standards and average Labor Rate of Analyst. Determine total analyst cost. Indicate cost to coverage ratio Check appropriate block to indicate whether Method Improvement Study is required. Annotate date study discussed with functional manager, name of functional manager and activity
22	SECTION XII	Comments

WORK MEASUREMENT PLAN AND SCHEDULE

COST ACCOUNTING CODE	ORGANIZATION OR FUNCTION	AUTHORIZED PERSONNEL	TYPE OF STANDARD	POTENTIAL COVERAGE	CUMULATIVE COVERAGE BY QUARTER												DATE PREPARED
					FY _____		FY _____		FY _____		FY _____		FY _____		FY _____		
					1ST QTR	2ND QTR	3RD QTR	4TH QTR	1ST QTR	2ND QTR	3RD QTR	4TH QTR	1ST QTR	2ND QTR	3RD QTR	4TH QTR	

REPLACES ALL SIMILAR PURPOSE LOCAL FORMS WHICH MAY BE USED UNTIL EXHAUSTED

DD FORM 2646
1 SEP 74

METHOD OF APPROACH AND ASSIGNMENT OF ANALYSIS		METHOD OF APPROACH						
		ENGINEERED			NON-ENGINEERED		MARK/HOUR AND STAFFING PATTERNS	
AREAS	PLANNED COVERAGE	STANDARD TIME DATA	PRE DEFINED TIME DATA	TIME STUDY	WORK SAMPLING	TECHNICAL ESTIMATE		STATISTICAL

WORK MEASUREMENT PLAN AND SCHEDULE
DD FORM 2048

PURPOSE: This form is designed for use in conjunction with the Work Measurement Feasibility Study Data Sheet to plan the Standards Coverage Objective by Organization or Function; for scheduling the method of approach and for the assignment of the analysis.

SPECIFIC INSTRUCTIONS:

<u>COLUMN</u>	<u>TITLE</u>	<u>ENTRY</u>
a	COST ACCOUNTING CODE	Applicable cost accounting code
b	ORGANIZATION OR FUNCTION	Identify each productivity control area. Use the first row for the total of the organization
c	AUTHORIZED PERSONNEL	Number of spaces currently authorized
d	TYPE OF STANDARD	Ultimate - engineered or non-engineered
e	POTENTIAL COVERAGE	Coverage objective for each type of standard. this should be expressed as a percentage of the Estimated available hours
f	NONE	Letters "P" for Planned and "A" for Actual
g thru n	CUMULATIVE COVERAGE BY QUARTER	Adjacent to "P" (plan) the cumulative coverage planned by quarter. Maintain actual % in rows adjacent to "A" (actual) for each type
<u>BLOCK</u>		
1	TYPED NAME AND TITLE	Typed name and title of individual preparing form
2	SIGNATURE	Signature of preparer
3	DATE	Date form prepared
<u>COLUMN</u>		
o	AREAS	Functional title, work center designator or other identifier for area
	PLANNED COVERAGE	Number of personnel spaces to be covered by standards in total
q thru w	METHOD OF APPROACH	Number of personnel spaces to be covered by each technique

DoD 5010.15.1-M
BASIC VOLUME

DD Form 2049 (Cont'd)

<u>BLOCK</u>	<u>TITLE</u>	<u>ENTRY</u>
11	LEVELED BASE HOURS	Leveled base hours - compute the leveled base hours by multiplying the actual hours worked by the average performance rate. Record in appropriate column
12	NON PRODUCTIVE	Indicates that individual or work station was idle at time of observation.
13	OUT OF AREA	Indicates that observer was unable to locate individual worker for a reading or number of readings
14	TOTALS	Tally of individual operations or elements performed during day of study.
15	PRODUCTION COUNT	Select a representative work unit and record the quantity of work units produced during the course of the study on the appropriate line labeled "Production Count."
16	TIME SCHEDULE	Across the bottom of the sheet is a time schedule of a work day listing 5 minute intervals. Select random times and record in appropriate blanks.

NOTE: Use of this form is not mandatory as it may not be applicable to all work sampling studies. It is sometimes necessary to design a special form for specific studies.

PROCEDURE CHART		DATE	BY	REVISION
1				
2				
3				
4				
5				
6				
7				
8				
9				
10				
11				
12				
13				
14				
15				
16				
17				
18				
19				
20				
21				
22				
23				
24				
25				
26				
27				
28				
29				
30				
31				
32				
33				
34				
35				
36				
37				
38				
39				
40				
41				
42				
43				
44				
45				
46				
47				
48				
49				
50				
51				
52				
53				
54				
55				
56				
57				
58				
59				
60				
61				
62				
63				
64				
65				
66				
67				
68				
69				
70				
71				
72				
73				
74				
75				
76				
77				
78				
79				
80				
81				
82				
83				
84				
85				
86				
87				
88				
89				
90				
91				
92				
93				
94				
95				
96				
97				
98				
99				
100				

REVISIONS: 1. 10/10/50 2. 10/10/50 3. 10/10/50 4. 10/10/50 5. 10/10/50 6. 10/10/50 7. 10/10/50 8. 10/10/50 9. 10/10/50 10. 10/10/50 11. 10/10/50 12. 10/10/50 13. 10/10/50 14. 10/10/50 15. 10/10/50 16. 10/10/50 17. 10/10/50 18. 10/10/50 19. 10/10/50 20. 10/10/50 21. 10/10/50 22. 10/10/50 23. 10/10/50 24. 10/10/50 25. 10/10/50 26. 10/10/50 27. 10/10/50 28. 10/10/50 29. 10/10/50 30. 10/10/50 31. 10/10/50 32. 10/10/50 33. 10/10/50 34. 10/10/50 35. 10/10/50 36. 10/10/50 37. 10/10/50 38. 10/10/50 39. 10/10/50 40. 10/10/50 41. 10/10/50 42. 10/10/50 43. 10/10/50 44. 10/10/50 45. 10/10/50 46. 10/10/50 47. 10/10/50 48. 10/10/50 49. 10/10/50 50. 10/10/50 51. 10/10/50 52. 10/10/50 53. 10/10/50 54. 10/10/50 55. 10/10/50 56. 10/10/50 57. 10/10/50 58. 10/10/50 59. 10/10/50 60. 10/10/50 61. 10/10/50 62. 10/10/50 63. 10/10/50 64. 10/10/50 65. 10/10/50 66. 10/10/50 67. 10/10/50 68. 10/10/50 69. 10/10/50 70. 10/10/50 71. 10/10/50 72. 10/10/50 73. 10/10/50 74. 10/10/50 75. 10/10/50 76. 10/10/50 77. 10/10/50 78. 10/10/50 79. 10/10/50 80. 10/10/50 81. 10/10/50 82. 10/10/50 83. 10/10/50 84. 10/10/50 85. 10/10/50 86. 10/10/50 87. 10/10/50 88. 10/10/50 89. 10/10/50 90. 10/10/50 91. 10/10/50 92. 10/10/50 93. 10/10/50 94. 10/10/50 95. 10/10/50 96. 10/10/50 97. 10/10/50 98. 10/10/50 99. 10/10/50 100. 10/10/50

PROCEDURE CHART
DD FORM 2050

PURPOSE: The Procedure Chart, DD Form 2050, is/can be used to portray both existing and proposed procedures. It provides a quick accurate and comprehensive picture of the total procedural activity.

SPECIFIC INSTRUCTIONS:

<u>BLOCK</u>	<u>TITLE</u>	<u>ENTRY</u>
1	PERSONNEL	Contains legend of symbols used to identify personnel operation
2	PAPER WORK	Contains legend of symbols used to identify paper work operations
3	EXISTING/PROPOSED	Indicate whether chart is existing or proposed procedure
4	TITLE	Title of procedure
5	DATE	Date chart prepared
6	ANALYST	Name of analyst/observer developing chart
7		Chart in sequence the personnel activity flow using symbols from personnel legend. Explanatory comment will generally accompany each symbol. Vertical columns are drawn to separate each individual organizational element involved on the chart. There will be only one personnel column per chart but there will be a document column for each organizational element on the chart. Present tense is used with personnel symbols (what the person does) and past tense (what is done to the document) with the document symbols. If pertinent to the study, estimated processing times can be stated after each document symbol and distance moved can be placed with each move (document) symbol.

Supplement Number 1 to DoD 5010.15.1-M, Standardization of Work Measurement,
Basic Volume-General Guidance.

This supplement is a total listing of all Department of Labor Occupation Codes applicable to standard time data Volumes I through IX. This supplement can be used in coding standard time data elements for future inclusion in the volumes. Each volume contains a listing of all occupational codes which specifically relate to and are shown in Figure 2 of each volume. In addition, a listing with definitions is provided for those specific codes used in the elements included in the particular volume and are shown in Figure 3 of each volume.

OCCUPATIONAL CATEGORIES, DIVISIONS, AND GROUPS

OCCUPATIONAL CATEGORIES

- 0 } Professional, technical, and managerial occupations
- 1 }
- 2 Clerical and sales occupations
- 3 Service occupations
- 4 Farming, fishery, forestry, and related occupations
- 5 Processing occupations
- 6 Machines trades occupations
- 7 Bench work occupations
- 8 Structural work occupations
- 9 Miscellaneous occupations

TWO-DIGIT OCCUPATIONAL DIVISIONS

PROFESSIONAL, TECHNICAL, AND MANAGERIAL OCCUPATIONS

- 00 } Occupations in architecture and engineering
- 01 }
- 02 Occupations in mathematics and physical sciences
- 04 Occupations in life sciences
- 05 Occupations in social sciences
- 07 Occupations in medicine and health
- 09 Occupations in education
- 10 Occupations in museum, library, and archival sciences
- 11 Occupations in law and jurisprudence
- 12 Occupations in religion and theology
- 13 Occupations in writing
- 14 Occupations in art
- 15 Occupations in entertainment and recreation
- 16 Occupations in administrative specializations
- 18 Managers and officials, n.e.c.
- 19 Miscellaneous professional, technical, and managerial occupations

CLERICAL AND SALES OCCUPATIONS

- 20 Stenography, typing, filing, and related occupations
- 21 Computing and account-recording occupations
- 22 Material and production recording occupations
- 23 Information and message distribution occupations
- 24 Miscellaneous clerical occupations
- 25 Salesmen, services
- 26 }
- 27 } Salesmen and salespersons, commodities
- 28 }
- 29 Merchandising occupations, except salesmen

SERVICE OCCUPATIONS

- 30 Domestic service occupations
- 31 Food and beverage preparation and service occupations
- 32 Lodging and related service occupations
- 33 Barbering, cosmetology, and related service occupations
- 34 Amusement and recreation service occupations
- 35 Miscellaneous personal service occupations
- 36 Apparel and furnishings service occupations
- 37 Protective service occupations
- 38 Building and related service occupations

FARMING, FISHERY, FORESTRY, AND RELATED OCCUPATIONS

- 40 Plant farming occupations
- 41 Animal farming occupations
- 42 Miscellaneous farming and related occupations
- 43 Fishery and related occupations
- 44 Forestry occupations
- 45 Hunting, trapping, and related occupations
- 46 Agricultural service occupations

PROCESSING OCCUPATIONS

- 50 Occupations in processing of metal
- 51 Ore refining and foundry occupations
- 52 Occupations in processing of food, tobacco, and related products
- 53 Occupations in processing of paper and related materials
- 54 Occupations in processing of petroleum, coal, natural and manufactured gas, and related products
- 55 Occupations in processing of chemicals, plastics, synthetics, rubber, paint, and related products
- 56 Occupations in processing of wood and wood products
- 57 Occupations in processing of stone, clay, glass, and related products
- 58 Occupations in processing of leather, textiles, and related products
- 59 Processing occupations, n.e.c.

MACHINE TRADES OCCUPATIONS

- 60 Metal machining occupations
- 61 Metalworking occupations, n.e.c.
- 62 Mechanics and machinery repairmen
- 63
- 64 Paperworking occupations
- 65 Printing occupations
- 66 Wood machining occupations
- 67 Occupations in machining stone, clay, glass, and related materials
- 68 Textile occupations
- 69 Machine trades occupations, n.e.c.

BENCH WORK OCCUPATIONS

- 70 Occupations in fabrication, assembly, and repair of metal products, n.e.c.
- 71 Occupations in fabrication and repair of scientific and medical apparatus, photographic and optical goods, watches and clocks, and related products
- 72 Occupations in assembly and repair of electrical equipment
- 73 Occupations in fabrication and repair of products made from assorted materials
- 74 Painting, decorating, and related occupations
- 75 Occupations in fabrication and repair of plastics, synthetics, rubber, and related products
- 76 Occupations in fabrication and repair of wood products
- 77 Occupations in fabrication and repair of sand, stone, clay, and glass products
- 78 Occupations in fabrication and repair of textile, leather, and related products
- 79 Bench work occupations, n.e.c.

STRUCTURAL WORK OCCUPATIONS

- 80 Occupations in metal fabricating, n.e.c.
- 81 Welders, flame cutters, and related occupations
- 82 Electrical assembling, installing, and repairing occupations
- 83 Painting, plastering, waterproofing, cementing, and related occupations
- 84 Excavating, grading, paving, and related occupations
- 85 Construction occupations, n.e.c.
- 86 Structural work occupations, n.e.c.

MISCELLANEOUS OCCUPATIONS

- 90 Motor freight occupations
- 91 Transportation occupations, n.e.c.
- 92 Packaging and materials handling occupations
- 93 Occupations in extraction of minerals
- 94 Occupations in logging
- 95 Occupations in production and distribution of utilities
- 96 Amusement, recreation, and motion picture occupations, n.e.c.
- 97 Occupations in graphic art work

THREE-DIGIT OCCUPATIONAL GROUPS
PROFESSIONAL, TECHNICAL, AND MANAGERIAL OCCUPATIONS
(PROFESSIONAL, TECHNICAL, AND MANAGERIAL WORK)*

- 00| Occupations in Architecture and Engineering**
- 01| (Architecture and Engineering)**
- 001. Architectural occupations
(Architecture)
- 002. Aeronautical engineering occupations
(Aeronautical engineering)
- 003. Electrical engineering occupations
(Electrical engineering)
- 005. Civil engineering occupations
(Civil engineering)
- 006. Ceramic engineering occupations
(Ceramic engineering)
- 007. Mechanical engineering occupations
(Mechanical engineering)
- 008. Chemical engineering occupations
(Chemical engineering)
- 010. Mining and petroleum engineering occupations
(Mining and petroleum engineering)
- 011. Metallurgy and metallurgical engineering occupations
(Metallurgy and metallurgical engineering)
- 012. Industrial engineering occupations
(Industrial engineering)
- 013. Agricultural engineering occupations
(Agricultural engineering)
- 014. Marine engineering occupations
(Marine engineering)
- 015. Nuclear engineering occupations
(Nuclear engineering)
- 017. Draftsmen, n.e.c.
(Drafting and related work)
- 018. Surveyors, n.e.c.
(Surveying and related work)
- 019. Occupations in architecture and engineering, n.e.c.
(Architecture and engineering, n.e.c.)
- 02 Occupations in Mathematics and Physical Sciences**
(Mathematics and Physical Sciences)
- 020. Occupations in mathematics
(Mathematics)
- 021. Occupations in astronomy
(Astronomy)
- 022. Occupations in chemistry
(Chemistry)
- 023. Occupations in physics
(Physics)
- 024. Occupations in geology
(Geology)
- 025. Occupations in meteorology
(Meteorology)
- 029. Occupations in mathematics and physical sciences, n.e.c.
(Mathematics and physical sciences, n.e.c.)
- 04 Occupations in Life Sciences**
(Life Sciences)
- 040. Occupations in agricultural sciences
(Agricultural sciences)

*Note: The designations in parentheses are restatements of the names of the categories, divisions, and 3-digit groups of the Occupational Group Arrangement of Titles and Codes. They are used in the Worker Titles Arrangement of Titles and Codes to designate the occupational categories, divisions, and 3-digit groups as they appear within worker title groups.



- 041. Occupations in biological sciences
(Biological sciences)
- 045. Occupations in psychology
(Psychology)
- 049. Occupations in life sciences, n.e.c.
(Life sciences, n.e.c.)
- 05 Occupations in Social Sciences
(Social Sciences)**
- 050. Occupations in economics
(Economics)
- 051. Occupations in political science
(Political science)
- 052. Occupations in history
(History)
- 054. Occupations in sociology
(Sociology)
- 055. Occupations in anthropology
(Anthropology)
- 059. Occupations in social sciences, n.e.c.
(Social sciences, n.e.c.)
- 07 Occupations in Medicine and Health
(Medicine and Health)**
- 070. Physicians and surgeons
(Medicine and surgery)
- 071. Osteopaths
(Osteopathy)
- 072. Dentists
(Dentistry)
- 073. Veterinarians
(Veterinary medicine and surgery)
- 074. Pharmacists
(Pharmacy)
- 075. Registered nurses
(Nursing)
- 077. Dietitians
(Dietetic work)
- 078. Occupations in medical and dental technology
(Medical and dental technology)
- 079. Occupations in medicine and health, n.e.c.
(Medicine and health, n.e.c.)
- 09 Occupations in Education
(Education)**
- 090. Occupations in college and university education
(College and university education)
- 091. Occupations in secondary school education
(Secondary school education)
- 092. Occupations in primary school and kindergarten education
(Primary school and kindergarten education)
- 094. Occupations in education of the handicapped
(Education of the handicapped)
- 096. Home economists and farm advisers
(Home economics, agriculture, and related education)
- 097. Occupations in vocational education, n.e.c.
(Vocational education, n.e.c.)
- 099. Occupations in education, n.e.c.
(Education, n.e.c.)
- 10 Occupations in Museum, Library, and Archival Sciences
(Museum, Library, and Archival Sciences)**
- 100. Librarians
(Library work)
- 101. Archivists
(Archival science work)
- 102. Museum curators and related occupations
(Museum and related work)
- 109. Occupations in museum, library, and archival sciences, n.e.c.
(Museum, library, and archival sciences, n.e.c.)

- 11 Occupations in Law and Jurisprudence
(Law and Jurisprudence)**
110. Lawyers
(Legal work)
111. Judges
(Judicial work)
119. Occupations in law and jurisprudence, n.e.c.
(Law and jurisprudence, n.e.c.)
- 12 Occupations in Religion and Theology
(Religion and Theology)**
120. Clergymen
(Ministerial work)
129. Occupations in religion and theology, n.e.c.
(Religion and theology, n.e.c.)
- 13 Occupations in Writing
(Writing)**
130. Freelance writers
(Freelance writing)
131. Writers and editors, motion pictures, radio, and television
(Writing and editing, motion pictures, radio, and television)
132. Writers and editors, publications
(Writing and editing, publications)
137. Interpreters and translators
(Interpreting and translating)
139. Occupations in writing, n.e.c.
(Writing, n.e.c.)
- 14 Occupations in Art
(Art Work)**
141. Commercial artists
(Commercial art)
142. Designers
(Designing)
143. Occupations in photography
(Photography)
144. Painters and related occupations
(Painting and related work)
148. Sculptors and related occupations
(Sculpturing and related work)
146. Occupations in art, n.e.c.
(Art work, n.e.c.)
- 15 Occupations in Entertainment and Recreation
(Entertainment and Recreation)**
150. Occupations in dramatics
(Dramatics)
151. Occupations in dancing
(Dancing)
152. Occupations in music
(Music)
153. Occupations in athletics and sports
(Athletics and sports)
159. Occupations in entertainment and recreation, n.e.c.
(Entertainment and recreation, n.e.c.)
- 16 Occupations in Administrative Specializations
(Administrative Specialties)**
160. Accountants and auditors
(Accounting and auditing)
161. Budget and management analysis occupations
(Budget and management analysis)
162. Purchasing management occupations
(Purchasing management)
163. Sales and distribution management occupations
(Sales and distribution management)
164. Advertising management occupations
(Advertising management)

*NOTE.—The designations in parentheses are restatements of the names of the categories, divisions, and 3-digit groups of the Occupational Group Arrangement of Titles and Codes. They are used in the Worker Traits Arrangement of Titles and Codes to designate the occupational categories, divisions, and 3-digit groups as they appear within worker trait groups.

- 180. Public relations management occupations
(Public relations management)
- 186. Personnel and training administration occupations
(Personnel and training administration)
- 188. Inspectors and investigators, managerial and public service
(Inspecting and investigating, managerial and public service)
- 189. Occupations in administrative specializations, n.e.c.
(Administrative specialties, n.e.c.)
- 18 Managers and Officials, N.E.C.
(Managerial Work, N.E.C.)**
- 190. Agriculture, forestry, and fishing industry managers and officials
(Agriculture, forestry, and fishing management)
- 181. Mining industry managers and officials
(Mining management)
- 182. Construction industry managers and officials
(Construction management)
- 183. Manufacturing industry managers and officials
(Manufacturing industry management)
- 184. Transportation, communication, and utilities industry managers and officials
(Transportation, communication, and utilities management)
- 185. Wholesale and retail trade managers and officials
(Wholesale and retail trade management)
- 186. Finance, insurance, and real estate managers and officials
(Finance, insurance, and real estate management)
- 187. Service industry managers and officials
(Service industry management)
- 188. Public administration managers and officials
(Public administration management)
- 189. Miscellaneous managers and officials, n.e.c.
(Miscellaneous managerial work, n.e.c.)
- 19 Miscellaneous Professional, Technical, and Managerial Occupations
(Miscellaneous Professional, Technical, and Managerial Work)**
- 191. Agents and appraisers, n.e.c.
(Business relations work, n.e.c.)
- 193. Radio operators
(Radio operating)
- 194. Sound recording, transcribing, and reproduction occupations
(Sound recording, transcribing, and reproducing)
- 195. Occupations in social and welfare work
(Social and welfare work)
- 196. Airplane pilots and navigators
(Airplane piloting and navigating)
- 197. Ship captains, mates, pilots, and engineers
(Managerial and technical work, water transportation)
- 198. Railroad conductors
(Managerial work, railroad transportation)
- 199. Miscellaneous professional, technical, and managerial occupations, n.e.c.
(Miscellaneous professional, technical, and managerial work, n.e.c.)

CLERICAL AND SALES OCCUPATIONS

(CLERICAL AND SALES WORK)

- 20 Stenography, Typing, Filing, and Related Occupations
(Stenography, Typing, Filing, and Related Work)**
- 201. Secretaries
(Secretarial work)
- 202. Stenographers
(Stenography)
- 203. Typists
(Typing)
- 204. Correspondence clerks
(Correspondence work)
- 205. Personnel clerks
(Personnel work)
- 206. File clerks
(Filing)
- 207. Duplicating-machine operators
(Duplicating-machine work)

- 208. Miscellaneous office machine operators
(Miscellaneous office machine work)
- 209. Stenography, typing, filing, and related occupations, n.e.c.
(Stenography, typing, filing, and related work, n.e.c.)
- 21 Computing and Account-Recording Occupations**
(Computing and Account Recording)
- 210. Bookkeepers
(Bookkeeping)
- 211. Cashiers
(Cashiering)
- 212. Tellers
(Teller service)
- 213. Automatic data-processing-equipment operators
(Automatic data processing)
- 214. Billing-machine operators
(Billing-machine work)
- 215. Bookkeeping-machine operators
(Bookkeeping-machine work)
- 216. Computing-machine operators
(Computing-machine work)
- 217. Account-recording-machine operators, n.e.c.
(Account-recording-machine work, n.e.c.)
- 219. Computing and account-recording occupations, n.e.c.
(Computing and account recording, n.e.c.)
- 22 Material and Production Recording Occupations**
(Material and Production Recording)
- 221. Production clerks
(Clerical work, production)
- 222. Shipping and receiving clerks
(Clerical work, shipping and receiving)
- 223. Stock clerks and related occupations
(Stock checking and related work)
- 224. Weighers
(Weighing)
- 229. Material and production recording occupations, n.e.c.
(Material and production recording, n.e.c.)
- 23 Information and Message Distribution Occupations**
(Information and Message Distribution)
- 230. Messengers, errand boys, and office boys and girls
(Messenger and related work)
- 231. Mail clerks
(Mail sorting, stamping, recording, routing, and related work)
- 232. Post office clerks
(Clerical work, post office)
- 233. Mail carriers
(Mail delivery)
- 234. Mail-preparing- and mail-handling-machine operators
(Mail-preparing- and mail-handling-machine work)
- 235. Telephone operators
(Telephone work)
- 236. Telegraph operators
(Telegraph work)
- 237. Receptionists and information clerks
(Reception and information dispensing work)
- 239. Information and message distribution occupations, n.e.c.
(Information and message distribution, n.e.c.)
- 24 Miscellaneous Clerical Occupations**
(Miscellaneous Clerical Work)
- 240. Collectors
(Collecting)
- 241. Adjusters
(Adjusting)
- 242. Hotel clerks, n.e.c.
(Hotel desk work, n.e.c.)

*Note.—The designations in parentheses are restatements of the names of the categories, divisions, and 3-digit groups of the Occupational Group Arrangement of Titles and Codes. They are used in the Worker Traits Arrangement of Titles and Codes to designate the occupational categories, divisions, and 3-digit groups as they appear within worker trait groups.

- 243. Direct service clerks, n.e.c.
(Clerical work, direct service, n.e.c.)
- 249. Miscellaneous clerical occupations, n.e.c.
(Miscellaneous clerical work, n.e.c.)
- 25 Salesmen, Services
(Saleswork, Services)
- 250. Salesmen, real estate and insurance
(Saleswork, real estate and insurance)
- 251. Salesmen, securities
(Saleswork, securities)
- 252. Salesmen, business and financial services
(Saleswork, business and financial services)
- 253. Salesmen, radio and television broadcasting services
(Saleswork, radio and television broadcasting services)
- 254. Salesmen, hotel services
(Saleswork, hotel services)
- 255. Salesmen, transportation services
(Saleswork, transportation services)
- 256. Salesmen, maintenance and repair services
(Saleswork, maintenance and repair services)
- 257. Salesmen, utilities
(Saleswork, utilities)
- 258. Salesmen, printing and advertising
(Saleswork, printing and advertising)
- 259. Salesmen, services, n.e.c.
(Saleswork, services, n.e.c.)
- 26 } Salesmen and Salespersons, Commodities
27 } (Saleswork, Commodities)
28 }
- 260. Salesmen and salespersons, horticultural and nursery products
(Saleswork, horticultural and nursery products)
- 261. Salesmen and salespersons, agricultural products, n.e.c.
(Saleswork, agricultural products, n.e.c.)
- 262. Salesmen and salespersons, foodstuffs, beverages, and tobacco
(Saleswork, foodstuffs, beverages, and tobacco)
- 263. Salesmen and salespersons, textiles, textile products, and apparel
(Saleswork, textiles, textile products, and apparel)
- 264. Salesmen and salespersons, leather and leather products
(Saleswork, leather and leather products)
- 265. Salesmen and salespersons, paper and paper products
(Saleswork, paper and paper products)
- 266. Salesmen and salespersons, chemicals and drug preparations
(Saleswork, chemicals and drug preparations)
- 267. Salesmen and salespersons, fuel and petroleum products
(Saleswork, fuel and petroleum products)
- 268. Salesmen and salespersons, plastics products
(Saleswork, plastics products)
- 270. Salesmen and salespersons, rubber products
(Saleswork, rubber products)
- 271. Salesmen and salespersons, stone, clay, and glass products
(Saleswork, stone, clay, and glass products)
- 273. Salesmen and salespersons, metal and metal products
(Saleswork, metal and metal products)
- 274. Salesmen and salespersons, housefurnishings
(Saleswork, housefurnishings)
- 275. Salesmen and salespersons, hotel and restaurant equipment and supplies
(Saleswork, hotel and restaurant equipment and supplies)
- 276. Salesmen and salespersons, industrial, construction, mining, and drilling equipment and supplies
(Saleswork, industrial, construction, mining, and drilling equipment and supplies)
- 277. Salesmen and salespersons, farm and garden equipment and supplies
(Saleswork, farm and garden equipment and supplies)
- 278. Salesmen and salespersons, household appliances and electrical machinery, equipment, and supplies
(Saleswork, household appliances and electrical machinery, equipment, and supplies)
- 280. Salesmen and salespersons, transportation equipment
(Saleswork, transportation equipment)
- 281. Salesmen and salespersons, business and commercial machines, equipment, and supplies
(Saleswork, business and commercial machines, equipment, and supplies)

- 282. Salesmen and salespersons, medical and dental equipment, supplies, and appliances
(Saleswork, medical and dental equipment, supplies, and appliances)
 - 283. Salesmen and salespersons, jewelry and silverware
(Saleswork, jewelry and silverware)
 - 284. Salesmen and salespersons, scientific apparatus
(Saleswork, scientific apparatus)
 - 285. Salesmen and salespersons, photographic equipment and supplies
(Saleswork, photographic equipment and supplies)
 - 286. Salesmen and salespersons, amusement and sporting goods
(Saleswork, amusement and sporting goods)
 - 287. Salesmen and salespersons, music and musical instruments
(Saleswork, music and musical instruments)
 - 289. Salesmen and salespersons, commodities, n.e.c.
(Saleswork, commodities, n.e.c.)
- 29 Merchandising Occupations, Except Salesmen
(Miscellaneous Merchandising Work)**
- 290. Sales clerks
(Sales clerking)
 - 291. Peddlers
(Peddling)
 - 292. Routemen
(Route work)
 - 293. Canvassers and solicitors
(Canvassing and soliciting)
 - 294. Auctioneers
(Auctioneering)
 - 296. Shoppers
(Shopping)
 - 297. Demonstrators and models
(Demonstrating and modeling)
 - 298. Display men and window trimmers
(Display work)
 - 299. Merchandising occupations, except salesmen, n.e.c.
(Miscellaneous merchandising work, n.e.c.)

SERVICE OCCUPATIONS (SERVICES)

- 30 Domestic Service Occupations
(Domestic Services)**
- 301. Day workers
(Day work)
 - 302. Laundresses, private family
(Laundry work, private family)
 - 303. Housekeepers, private family
(Housekeeping, private family)
 - 304. Housemen and yardmen
(Housemen and yard work)
 - 305. Cooks, domestic
(Domestic cooking)
 - 306. Maids, domestic
(Housework, domestic)
 - 307. Nursemaids
(Nursemaid work)
 - 309. Domestic service occupations, n.e.c.
(Domestic services, n.e.c.)
- 31 Food and Beverage Preparation and Service Occupations
(Food and Beverage Preparation and Service)**
- 310. Hostesses and stewards, food and beverage service, except ship stewards
(Food and beverage service, except ship stewards)
 - 311. Waiters, waitresses, and related food serving occupations
(Food serving)
 - 312. Bartenders
(Bartending)

NOTE.—The designations in parentheses are restatements of the names of the categories, divisions, and 3-digit groups of the Occupational Group Arrangement of Titles and Codes. They are used in the Worker Traits Arrangement of Titles and Codes to designate the occupational categories, divisions, and 3-digit groups as they appear within worker trait groups.

- 313. Chefs and cooks, large hotels and restaurants
(Cooking, large hotels and restaurants)
- 314. Chefs and cooks, small hotels and restaurants
(Cooking, small hotels and restaurants)
- 315. Miscellaneous cooks, except domestic
(Miscellaneous cooking, except domestic)
- 316. Meatcutters, except in slaughtering and packing houses
(Meatcutting, except in slaughtering and packing houses)
- 317. Miscellaneous food and beverage preparation occupations
(Miscellaneous food and beverage preparation)
- 318. Kitchen workers, n.e.c.
(Kitchen work, n.e.c.)
- 319. Food and beverage preparation and service occupations, n.e.c.
(Food and beverage preparation and service, n.e.c.)

**32 Lodging and Related Service Occupations
(Lodging and Related Services)**

- 320. Boardinghouse and lodginghouse keepers
(Boardinghouse and lodginghouse keeping)
- 321. Housekeepers, hotels and institutions
(Housekeeping, hotels and institutions)
- 323. Maids and housemen, hotels, restaurants, and related establishments
(Maid and related services, hotels, restaurants, and related establishments)
- 324. Bellmen and related occupations
(Bellman and related services)
- 329. Lodging and related service occupations, n.e.c.
(Lodging and related services, n.e.c.)

**33 Barbering, Cosmetology, and Related Service Occupations
(Barbering, Cosmetology, and Related Services)**

- 330. Barbers
(Barbering and related services)
- 331. Manicurists
(Manicuring)
- 332. Hairdressers and cosmetologists
(Beautician services)
- 333. Make-up occupations
(Make-up, theatrical)
- 334. Masseurs and related occupations
(Masseur and related services)
- 335. Bath attendants
(Bath attendant work)
- 338. Embalmers and related occupations
(Embalming)
- 339. Barbering, cosmetology, and related service occupations, n.e.c.
(Barbering, cosmetology, and related services, n.e.c.)

**34 Amusement and Recreation Service Occupations
(Amusement and Recreation Services)**

- 340. Attendants, bowling alley and billiard parlor
(Bowling alley and billiard parlor services)
- 341. Attendants, golf course, tennis court, skating rink, and related facilities
(Golf course, tennis court, skating rink, and related services)
- 342. Amusement device and concession attendants
(Amusement device and concession work)
- 343. Gambling hall attendants
(Gambling hall services)
- 344. Ushers
(Ushering)
- 346. Wardrobe and dressing-room attendants
(Wardrobe and dressing-room services)
- 349. Amusement and recreation service occupations, n.e.c.
(Amusement and recreation services, n.e.c.)

**35 Miscellaneous Personal Service Occupations
(Miscellaneous Personal Services)**

- 350. Ship stewards and related occupations
(Ship steward service)
- 351. Pullman porters and train attendants
(Rail passenger service)
- 352. Hostesses and stewards, n.e.c.
(Hostess and steward service, n.e.c.)

- 353. Guides, except hunting and fishing
(Guide service, except hunting and fishing)
- 354. Unlicensed midwives and practical nurses
(Unlicensed midwife and practical nursing services)
- 355. Attendants, hospitals, morgues, and related health services
(Attendant work, hospitals, morgues, and related health services)
- 356. Occupations in animal care, n.e.c.
(Animal care, n.e.c.)
- 357. Baggage porters
(Baggage porter service)
- 358. Checkroom, locker room, and restroom attendants
(Checkroom, locker room, and restroom services)
- 359. Miscellaneous personal service occupations, n.e.c.
(Miscellaneous personal services, n.e.c.)
- 36 Apparel and Furnishings Service Occupations
(Apparel and Furnishings Services)**
- 361. Laundering occupations
(Laundering service)
- 362. Dry cleaning occupations
(Dry cleaning service)
- 363. Pressing occupations
(Pressing service)
- 364. Dyeing and related occupations
(Dyeing and related services)
- 365. Shoe and luggage repairmen and related occupations
(Shoe and luggage repair and related services)
- 366. Bootblacks and related occupations
(Shoe shining and related services)
- 369. Apparel and furnishings service occupations, n.e.c.
(Apparel and furnishings services, n.e.c.)
- 37 Protective Service Occupations
(Protective Services)**
- 371. Crossing watchmen and bridge tenders
(Bridge tending and crossing guard services)
- 372. Guards and watchmen, except crossing watchmen
(Guard and related services)
- 373. Firemen, fire department
(Fire protection service)
- 375. Policemen and detectives, public service
(Police and related work, public service)
- 376. Policemen and detectives, except in public service
(Police and related work, except in public service)
- 377. Sheriffs and bailiffs
(Law enforcement work, n.e.c.)
- 378. Soldiers, sailors, marines, airmen, and coast guardsmen, n.e.c.
(Military service)
- 379. Protective service occupations, n.e.c.
(Protective services, n.e.c.)
- 38 Building and Related Service Occupations
(Building and Related Services)**
- 381. Porters and cleaners
(Cleaning and related services)
- 382. Janitors
(Janitorial service)
- 388. Elevator operators
(Elevator service)
- 389. Building and related service occupations, n.e.c.
(Building and related services, n.e.c.)

*NOTE.—The designations in parentheses are restatements of the names of the categories, divisions, and 3-digit groups of the Occupational Group Arrangement of Titles and Codes. They are used in the Worker Traits Arrangement of Titles and Codes to designate the occupational categories, divisions, and 3-digit groups as they appear within worker trait groups.

FARMING, FISHERY, FORESTRY, AND RELATED OCCUPATIONS

(FARMING, FISHERY, FORESTRY, AND RELATED WORK)

40 Plant Farming Occupations (Plant Farming)

- 401. Grain farming occupations
(Grain farming)
- 402. Cotton farming occupations
(Cotton farming)
- 403. Vegetable farming occupations
(Vegetable farming)
- 404. Fruit and nut farming occupations
(Fruit and nut farming)
- 405. Crop specialty farming occupations
(Crop specialty farming)
- 406. Horticultural specialty occupations
(Horticultural specialty work)
- 407. Gardening and groundskeeping occupations
(Gardening and groundskeeping)
- 409. Plant farming occupations, n.e.c.
(Plant farming, n.e.c.)

41 Animal Farming Occupations (Animal Farming)

- 411. Dairy farming occupations
(Dairy farming)
- 412. Poultry farming occupations
(Poultry farming)
- 413. Livestock farming occupations
(Livestock farming)
- 419. Animal farming occupations, n.e.c.
(Animal farming, n.e.c.)

42 Miscellaneous Farming and Related Occupations (Miscellaneous Farming and Related Work)

- 421. General farming occupations
(General farming)
- 422. Farm irrigation workers
(Farm irrigation)
- 423. Farm couples
(Farm couples)
- 424. Farm machinery operators, n.e.c.
(Farm machinery operating, n.e.c.)
- 429. Miscellaneous farming and related occupations, n.e.c.
(Miscellaneous farming and related work, n.e.c.)

43 Fishery and Related Occupations (Fishery and Related Work)

- 431. Net, seine, and trap fishermen
(Net, seine, and trap fishing)
- 432. Line fishermen
(Line fishing)
- 433. Fishermen, miscellaneous gear
(Fishing, miscellaneous gear)
- 435. Whaling occupations
(Whaling)
- 436. Marine life cultivation and related occupations
(Marine life cultivation and related work)
- 437. Sponge and seaweed gatherers
(Sponge and seaweed gathering)
- 439. Fishery and related occupations, n.e.c.
(Fishery and related work, n.e.c.)

44 Forestry Occupations (Forestry)

- 441. Forest conservation occupations
(Forest conservation work)
- 442. Occupations in production of forest products, except logging
(Forest products production, except logging)
- 449. Forestry occupations, n.e.c.
(Forestry, n.e.c.)

45 Hunting, Trapping, and Related Occupations
(Hunting, Trapping, and Related Services)

- 451. Hunting and trapping occupations
(Hunting and trapping)
- 452. Hunting and fishing guides
(Guide services, hunting and fishing)

46 Agricultural Service Occupations
(Agricultural Services)

- 461. Cotton ginning and compressing occupations
(Cotton ginning and compressing)
- 465. Blight and pest control and bindweed eradication occupations
(Blight and pest control and bindweed eradication)
- 466. Animal caretaking occupations
(Animal care)
- 467. Animal husbandry service occupations
(Animal husbandry services)
- 469. Agricultural service occupations, n.e.c.
(Agricultural services, n.e.c.)

PROCESSING OCCUPATIONS

(PROCESSING)

50 Occupations in Processing of Metal
(Metal Processing)

- 500. Electroplating occupations
(Electroplating)
- 501. Dip plating occupations
(Dip plating)
- 502. Melting, pouring, casting, and related occupations
(Melting, pouring, casting, and related work)
- 503. Pickling, cleaning, degreasing, and related occupations
(Pickling, cleaning, degreasing, and related work)
- 504. Heat-treating occupations
(Heat treating)
- 505. Metal spraying, coating, and related occupations
(Metal spraying, coating, and related work)
- 509. Occupations in processing of metal, n.e.c.
(Metal processing, n.e.c.)

51 Ore Refining and Foundry Occupations
(Ore Refining and Foundry Work)

- 510. Mixing and related occupations
(Mixing and related work)
- 511. Separating, filtering, and related occupations
(Separating, filtering, and related work)
- 512. Melting occupations
(Melting)
- 513. Roasting occupations
(Roasting)
- 514. Pouring and casting occupations
(Pouring and casting)
- 515. Crushing and grinding occupations
(Crushing and grinding)
- 518. Molders, coremakers, and related occupations
(Molding, coremaking, and related work)
- 519. Ore refining and foundry occupations, n.e.c.
(Ore refining and foundry work, n.e.c.)

52 Occupations in Processing of Food, Tobacco, and Related Products
(Processing, Food and Related Products)

- 520. Mixing, compounding, blending, kneading, shaping, and related occupations
(Mixing, compounding, blending, kneading, shaping, and related work)
- 521. Separating, crushing, milling, chopping, grinding, and related occupations
(Separating, crushing, milling, chopping, grinding, and related work)
- 522. Culturing, melting, fermenting, distilling, saturating, pickling, aging, and related occupations
(Culturing, melting, fermenting, distilling, saturating, pickling, aging, and related work)
- 523. Heating, rendering, melting, drying, cooling, freezing, and related occupations
(Heating, rendering, melting, drying, cooling, freezing, and related work)

*NOTE — The designations in parentheses are restatements of the names of the categories, divisions, and 3-digit groups of the Occupational Group Arrangement of Titles and Codes. They are used in the Worker Traits Arrangement of Titles and Codes to designate the conceptual categories, divisions, and 3-digit groups as they appear within worker trait groups.

- 524. Coating, icing, decorating, and related occupations
(Coating, icing, decorating, and related work)
- 525. Slaughtering, breaking, curing, and related occupations
(Slaughtering, breaking, curing, and related work)
- 526. Cooking and baking occupations, n.e.c.
(Cooking and baking, n.e.c.)
- 529. Occupations in processing of food, tobacco, and related products, n.e.c.
(Processing, food and related products, n.e.c.)
- 53 Occupations in Processing of Paper and Related Materials
(Processing, Paper and Related Materials)**
- 530. Grinding, beating, and mixing occupations
(Grinding, beating, and mixing)
- 532. Cooking and drying occupations
(Cooking and drying)
- 533. Cooling, bleaching, screening, washing, and related occupations
(Cooling, bleaching, screening, washing, and related work)
- 534. Calendering, sizing, coating, and related occupations
(Calendering, sizing, coating, and related work)
- 535. Forming occupations, n.e.c.
(Forming, n.e.c.)
- 539. Occupations in processing of paper and related materials, n.e.c.
(Processing, paper and related materials, n.e.c.)
- 54 Occupations in Processing of Petroleum, Coal, Natural and Manufactured Gas, and Related Products
(Processing, Petroleum and Related Products)**
- 540. Mixing and blending occupations
(Mixing and blending)
- 541. Filtering, straining, and separating occupations
(Filtering, straining, and separating)
- 542. Distilling, subliming, and carbonizing occupations
(Distilling, subliming, and carbonizing)
- 543. Drying, heating, and melting occupations
(Drying, heating, and melting)
- 544. Grinding and crushing occupations
(Grinding and crushing)
- 546. Reacting occupations, n.e.c.
(Reacting, n.e.c.)
- 549. Occupations in processing of petroleum, coal, natural and manufactured gas, and related products, n.e.c.
(Processing, petroleum and related products, n.e.c.)
- 55 Occupations in Processing of Chemicals, Plastics, Synthetics, Rubber, Paint, and Related Products
(Processing, Chemicals and Related Products)**
- 550. Mixing and blending occupations
(Mixing and blending)
- 551. Filtering, straining, and separating occupations
(Filtering, straining, and separating)
- 552. Distilling occupations
(Distilling)
- 553. Heating, baking, drying, seasoning, melting, and heat-treating occupations
(Heating, baking, seasoning, melting, and heat treating)
- 554. Coating, calendering, laminating, and finishing occupations
(Coating, calendering, laminating, and finishing)
- 555. Grinding and crushing occupations
(Grinding and crushing)
- 556. Casting and molding occupations, n.e.c.
(Casting and molding, n.e.c.)
- 557. Extruding occupations
(Extruding)
- 558. Reacting occupations, n.e.c.
(Reacting, n.e.c.)
- 559. Occupations in processing of chemicals, plastics, synthetics, rubber, paint, and related products, n.e.c.
(Processing, chemicals and related products, n.e.c.)
- 56 Occupations in Processing of Wood and Wood Products
(Processing, Wood and Wood Products)**
- 560. Mixing and related occupations
(Mixing and related work)
- 561. Wood preserving and related occupations
(Wood preserving and related work)

- 562. Saturating, coating, and related occupations, n.e.c.
(Saturating and related work, n.e.c.)
- 563. Drying, seasoning, and related occupations
(Drying, seasoning, and related work)
- 569. Occupations in processing of wood and wood products, n.e.c.
(Processing, wood and wood products, n.e.c.)
- 57 Occupations in Processing of Stone, Clay, Glass, and Related Products
(Processing, Nonmetallic Minerals and Related Products)**
- 570. Crushing, grinding, and mixing occupations
(Crushing, grinding, and mixing)
- 571. Separating occupations
(Separating)
- 572. Melting occupations
(Melting)
- 573. Baking, drying, and heat-treating occupations
(Baking, drying, and heat treating)
- 574. Impregnating, coating, and glazing occupations
(Impregnating, coating, and glazing)
- 575. Forming occupations
(Forming)
- 579. Occupations in processing of stone, clay, glass, and related products, n.e.c.
(Processing, nonmetallic minerals and related products, n.e.c.)
- 58 Occupations in Processing of Leather, Textiles, and Related Products
(Processing, Leather and Textiles)**
- 580. Shaping, blocking, stretching, and tentoring occupations
(Shaping, blocking, stretching, and tentoring)
- 581. Separating, filtering, and drying occupations
(Separating, filtering, and drying)
- 582. Washing, steaming, and saturating occupations
(Washing, steaming, and saturating)
- 583. Ironing, pressing, glazing, staking, calendering, and embossing occupations
(Ironing, pressing, glazing, staking, calendering, and embossing)
- 584. Mercerizing, coating, and laminating occupations
(Mercerizing, coating, and laminating)
- 585. Singeing, cutting, shearing, shaving, and napping occupations
(Singeing, cutting, shearing, shaving, and napping)
- 586. Felting and fulling occupations
(Felting and fulling)
- 587. Brushing and shrinking occupations
(Brushing and shrinking)
- 589. Occupations in processing of leather, textiles, and related products, n.e.c.
(Processing, leather and textiles, n.e.c.)
- 59 Processing Occupations, N.E.C.
(Processing, N.E.C.)**
- 590. Occupations in processing products from assorted materials
(Processing, assorted materials)
- 599. Miscellaneous processing occupations, n.e.c.
(Miscellaneous processing, n.e.c.)

MACHINE TRADES OCCUPATIONS

(MACHINE TRADES)

- 60 Metal Machining Occupations
(Metal Machining)**
- 600. Machinists and related occupations
(Machining and related work)
- 601. Toolmakers and related occupations
(Toolmaking and related work)
- 602. Gear machining occupations
(Gear machining)
- 603. Abrading occupations
(Abrading)

*NOTE: -The designations in parentheses are restatements of the names of the categories, divisions, and 3-digit groups of the Occupational Group Arrangement of Titles and Codes. They are used in the Worker Traits Arrangement of Titles and Codes to designate the occupational categories, divisions, and 3-digit groups as they appear within worker trait groups.

- 604. Turning occupations
(Turning)
- 605. Milling and planing occupations
(Milling and planing)
- 606. Boring occupations
(Boring)
- 607. Sawing occupations
(Sawing)
- 609. Metal machining occupations, n.e.c.
(Metal machining, n.e.c.)
- 61 Metalworking Occupations, N.E.C.
(Metalworking, N.E.C.)
- 610. Hammer forging occupations
(Hammer forging)
- 611. Press forging occupations
(Press forging)
- 612. Forging occupations, n.e.c.
(Forging, n.e.c.)
- 613. Sheet and bar rolling occupations
(Sheet and bar rolling)
- 614. Extruding and drawing occupations
(Extruding and drawing)
- 615. Punching and shearing occupations
(Punching and shearing)
- 616. Fabricating machine occupations
(Fabricating machine work)
- 617. Forming occupations, n.e.c.
(Metal forming, n.e.c.)
- 618. Miscellaneous metalworking occupations, n.e.c.
(Miscellaneous metalworking, n.e.c.)
- 62 } Mechanics and Machinery Repairmen
63 } (Mechanical Repairing)
- 620. Motorized vehicle and engineering equipment mechanics and repairmen
(Motorized vehicle and engineering equipment repairing)
- 621. Aircraft mechanics and repairmen
(Aircraft repairing)
- 622. Rail equipment mechanics and repairmen
(Rail equipment repairing)
- 623. Marine mechanics and repairmen
(Marine equipment repairing)
- 624. Farm mechanics and repairmen
(Farm machinery repairing)
- 625. Engine, power transmission, and related mechanics
(Engine, power transmission, and related equipment repairing)
- 626. Metalworking machinery mechanics
(Metalworking machinery repairing)
- 627. Printing and publishing mechanics and repairmen
(Printing and publishing machinery repairing)
- 628. Textile machinery and equipment mechanics and repairmen
(Textile machinery and equipment repairing)
- 629. Special industry machinery mechanics
(Special industry machinery repairing)
- 630. General industry mechanics and repairmen
(General industry machinery repairing)
- 631. Powerplant mechanics and repairmen
(Powerplant machinery repairing)
- 632. Ordnance and accessories mechanics and repairmen
(Ordnance and accessory repairing)
- 633. Business and commercial machine repairmen
(Business and commercial machine repairing)
- 637. Utilities service mechanics and repairmen
(Utility equipment repairing)
- 638. Miscellaneous occupations in machine installation and repair
(Miscellaneous machine installation and repairing)
- 639. Mechanics and machinery repairmen, n.e.c.
(Mechanical repairing, n.e.c.)
- 64 Paperworking Occupations
(Paperworking)
- 640. Paper cutting, winding, and related occupations
(Paper cutting, winding, and related work)

- 641. Folding, creasing, scoring, and gluing occupations
(Folding, creasing, scoring, and gluing)
- 642. Paper sewing occupations
(Paper sewing)
- 643. Corrugating occupations
(Paper corrugating)
- 644. Fastening occupations, n.e.c.
(Paper fastening, n.e.c.)
- 649. Paperworking occupations, n.e.c.
(Paperworking, n.e.c.)
- 65 Printing Occupations**
(Printing)
- 650. Typesetters and compositors
(Typesetting and composing)
- 651. Printing press occupations
(Printing press work)
- 652. Printing machine occupations
(Printing machine work)
- 653. Bookbinders and related occupations
(Bookbinding and related work)
- 654. Typecasters and related occupations
(Typecasting and related work)
- 659. Printing occupations, n.e.c.
(Printing, n.e.c.)
- 66 Wood Machining Occupations**
(Wood Machining)
- 660. Cabinetmakers
(Cabinetmaking)
- 661. Patternmakers
(Patternmaking)
- 662. Sanding occupations
(Sanding)
- 663. Shearing and shaving occupations
(Shearing and shaving)
- 664. Turning occupations
(Turning)
- 665. Milling and planing occupations
(Milling and planing)
- 666. Boring occupations
(Boring)
- 667. Sawing occupations
(Sawing)
- 668. Chipping occupations
(Chipping)
- 669. Wood machining occupations, n.e.c.
(Wood machining, n.e.c.)
- 67 Occupations in Machining Stone, Clay, Glass, and Related Materials**
(Machining, Nonmetallic Minerals and Related Materials)
- 670. Stonecutters and related occupations
(Stonecutting and related work)
- 673. Abrading occupations
(Abrading and polishing)
- 674. Turning occupations
(Turning)
- 675. Planing and shaping occupations, n.e.c.
(Planing and shaping, n.e.c.)
- 676. Boring and punching occupations
(Boring and punching)
- 677. Chipping, cutting, sawing, and related occupations
(Chipping, cutting, sawing, and related work)
- 679. Occupations in machining stone, clay, glass, and related materials, n.e.c.
(Machining, nonmetallic minerals and related materials, n.e.c.)
- 68 Textile Occupations**
(Textile Machine Work)
- 680. Carding, combing, drawing, and related occupations
(Carding, combing, drawing, and related work)

*Note - The designations in parentheses are restatements of the names of the categories, divisions, and 3-digit groups of the Occupational Group Arrangement of Titles and Codes. They are used in the Worker Traits Arrangement of Titles and Codes to designate the occupational categories, divisions, and 3-digit groups as they appear within worker trait groups.

- 681. **Twisting, beaming, warping, and related occupations**
(Twisting, beaming, warping, and related work)
- 682. **Spinning occupations**
(Spinning)
- 683. **Weavers and related occupations**
(Weaving and related work)
- 684. **Hosiery knitting occupations**
(Hosiery knitting)
- 685. **Knitting occupations, except hosiery**
(Knitting, except hosiery)
- 686. **Punching, cutting, forming, and related occupations**
(Punching, cutting, forming, and related work)
- 689. **Textile occupations, n.e.c.**
(Textile machine work, n.e.c.)
- 69 Machine Trades Occupations, N.E.C.**
(Machine Work, N.E.C.)
- 690. **Plastics, synthetics, rubber, and leather working occupations**
(Plastic, synthetic, rubber, and leather working)
- 691. **Occupations in fabrication of insulated wire and cable**
(Insulated wire and cable fabricating)
- 692. **Occupations in fabrication of products from assorted materials**
(Fabrication of products from assorted materials)
- 693. **Modelmakers, patternmakers, and related occupations**
(Modelmaking, patternmaking, and related work)
- 694. **Occupations in fabrication of ordnance, ammunition, and related products, n.e.c.**
(Fabrication of ordnance, ammunition, and related products, n.e.c.)
- 699. **Miscellaneous machine trades occupations, n.e.c.**
(Miscellaneous machine work, n.e.c.)

BENCH WORK OCCUPATIONS

(BENCH WORK)

- 70 Occupations in Fabrication, Assembly, and Repair of Metal Products, N.E.C.**
(Fabrication, Assembly, and Repair of Metal Products, N.E.C.)
- 700. **Occupations in fabrication, assembly, and repair of jewelry, silverware, and related products**
(Fabrication, assembly, and repair of jewelry, silverware, and related products)
- 701. **Occupations in fabrication, assembly, and repair of tools and related products**
(Fabrication, assembly, and repair of tools and related products)
- 703. **Occupations in assembly and repair of sheet-metal products, n.e.c.**
(Sheet-metal products assembly and repair, n.e.c.)
- 704. **Engravers, etchers, and related occupations**
(Engraving, etching, and related work)
- 705. **Filing, grinding, buffing, cleaning, and polishing occupations, n.e.c.**
(Filing, grinding, buffing, cleaning, and polishing, n.e.c.)
- 706. **Metal unit assemblers and adjusters, n.e.c.**
(Metal unit assembling and adjusting, n.e.c.)
- 709. **Miscellaneous occupations in fabrication, assembly, and repair of metal products, n.e.c.**
(Fabrication, assembly, and repair of metal products, n.e.c.)
- 71 Occupations in Fabrication and Repair of Scientific and Medical Apparatus, Photographic and Optical Goods, Watches and Clocks, and Related Products**
(Fabrication and Repair of Scientific and Medical Apparatus, Photographic and Optical Goods, Watches and Clocks, and Related Products)
- 710. **Occupations in fabrication and repair of instruments for measuring, controlling, and indicating physical characteristics**
(Fabrication and repair of instruments for measuring, controlling, and indicating physical characteristics)
- 711. **Occupations in fabrication and repair of optical instruments and lenses**
(Fabrication and repair of optical instruments and lenses)
- 712. **Occupations in fabrication and repair of surgical, medical, and dental instruments and supplies**
(Fabrication and repair of surgical, medical, and dental instruments and supplies)
- 713. **Occupations in fabrication and repair of ophthalmic goods**
(Fabrication and repair of ophthalmic goods)
- 714. **Occupations in fabrication and repair of photographic equipment and supplies**
(Fabrication and repair of photographic equipment and supplies)
- 715. **Occupations in fabrication and repair of watches, clocks, and parts**
(Fabrication and repair of watches, clocks, and parts)
- 716. **Occupations in fabrication and repair of engineering and scientific instruments and equipment, n.e.c.**
(Fabrication and repair of engineering and scientific instruments and equipment, n.e.c.)
- 719. **Occupations in fabrication and repair of scientific and medical apparatus, photographic and optical goods, watches and clocks, and related products, n.e.c.**
(Fabrication and repair of scientific and medical apparatus, photographic and optical goods, watches and clocks, and related products, n.e.c.)

**72 Occupations in Assembly and Repair of Electrical Equipment
(Assembly and Repair of Electrical Equipment)**

- 720. Occupations in assembly and repair of radio and television receiving sets and phonographs
(Assembly and repair of radio and television receiving sets and phonographs)
- 721. Occupations in assembly and repair of motors, generators, and related products
(Assembly and repair of motors, generators, and related products)
- 722. Occupations in assembly and repair of communications equipment
(Communications equipment assembly and repair)
- 723. Occupations in assembly and repair of electrical appliances and fixtures
(Assembly and repair of electrical appliances and fixtures)
- 724. Occupations in winding and assembling coils, magnets, armatures, and related products
(Winding and assembly of coils, magnets, armatures, and related products)
- 725. Occupations in assembly of light bulbs and electronic tubes
(Assembly of light bulbs and electronic tubes)
- 726. Occupations in assembly and repair of electronic components and accessories, n.e.c.
(Assembly and repair of electronic components and accessories, n.e.c.)
- 727. Occupations in assembly of storage batteries
(Storage battery assembly)
- 728. Occupations in fabrication of electrical wire and cable
(Fabrication of electrical wire and cable)
- 729. Occupations in assembly and repair of electrical equipment, n.e.c.
(Assembly and repair of electrical equipment, n.e.c.)

**73 Occupations in Fabrication and Repair of Products Made from Assorted Materials
(Fabrication and Repair of Products Made from Assorted Materials)**

- 730. Occupations in fabrication and repair of musical instruments and parts
(Fabrication and repair of musical instruments and parts)
- 731. Occupations in fabrication and repair of games and toys
(Fabrication and repair of games and toys)
- 732. Occupations in fabrication and repair of sporting goods
(Fabrication and repair of sporting goods)
- 733. Occupations in fabrication and repair of pens, pencils, and office and artists' materials, n.e.c.
(Fabrication and repair of pens, pencils, and office and artists' materials, n.e.c.)
- 734. Occupations in fabrication and repair of notions
(Fabrication of notions)
- 735. Occupations in fabrication and repair of jewelry, n.e.c.
(Fabrication and repair of jewelry, n.e.c.)
- 736. Occupations in fabrication and repair of ordnance and accessories
(Fabrication and repair of ordnance and accessories)
- 737. Occupations in fabrication of ammunition, fireworks, explosives, and related products
(Fabrication of ammunition, fireworks, explosives, and related products)
- 739. Occupations in fabrication and repair of products made from assorted materials, n.e.c.
(Fabrication and repair of products made from assorted materials, n.e.c.)

**74 Painting, Decorating, and Related Occupations
(Painting, Decorating, and Related Work)**

- 740. Painters, brush
(Brush painting)
- 741. Painters, spray
(Spray painting)
- 742. Staining, waxing, and related occupations
(Staining, waxing, and related work)
- 749. Painting, decorating, and related occupations, n.e.c.
(Painting, decorating, and related work, n.e.c.)

**75 Occupations in Fabrication and Repair of Plastics, Synthetics, Rubber, and Related Products
(Fabrication and Repair of Plastics, Synthetics, Rubber, and Related Products)**

- 750. Occupations in fabrication and repair of tires, tubes, tire treads, and related products
(Fabrication and repair of tires, tubes, tire treads, and related products)
- 751. Laying out and cutting occupations, n.e.c.
(Laying out and cutting, n.e.c.)
- 752. Fitting, shaping, cementing, finishing, and related occupations, n.e.c.
(Fitting, shaping, cementing, finishing, and related work, n.e.c.)
- 753. Occupations in fabrication and repair of rubber and plastic footwear
(Fabrication and repair of rubber and plastic footwear)
- 754. Occupations in fabrication and repair of miscellaneous plastics products
(Fabrication and repair of miscellaneous plastics products)

*NOTE.—The designations in parentheses are restatements of the names of the categories, divisions, and 3-digit groups of the Occupational Group Arrangement of Titles and Codes. They are used in the Worker Traits Arrangement of Titles and Codes to designate the occupational categories, divisions, and 3-digit groups as they appear within worker trait groups.

759. Occupations in fabrication and repair of plastics, synthetics, rubber, and related products, n.e.c.
(Fabrication and repair of plastics, synthetics, rubber, and related products, n.e.c.)
- 76 Occupations in Fabrication and Repair of Wood Products**
(Fabrication and Repair of Wood Products)
760. Bench carpenters and related occupations
(Bench carpentry and related work)
761. Occupations in laying out, cutting, carving, shaping, and sanding wood products, n.e.c.
(Laying out, cutting, carving, shaping, and sanding, n.e.c.)
762. Occupations in assembling wood products, n.e.c.
(Assembly of wood products, n.e.c.)
763. Occupations in fabrication and repair of furniture, n.e.c.
(Fabrication and repair of furniture, n.e.c.)
764. Cooperage occupations
(Cooperage)
769. Occupations in fabrication and repair of wood products, n.e.c.
(Fabrication and repair of wood products, n.e.c.)
- 77 Occupations in Fabrication and Repair of Sand, Stone, Clay, and Glass Products**
(Fabrication and Repair of Sand, Stone, Clay, and Glass Products)
770. Occupations in fabrication and repair of jewelry, ornaments, and related products
(Fabrication and repair of jewelry, ornaments, and related products)
771. Stone cutters and carvers
(Stone cutting and carving)
772. Glass blowing, pressing, shaping, and related occupations, n.e.c.
(Glass blowing, pressing, shaping, and related work, n.e.c.)
773. Occupations in coloring and decorating brick, tile, and related products
(Coloring and decorating brick, tile, and related products)
774. Occupations in fabrication and repair of pottery and porcelain ware
(Fabrication and repair of pottery and porcelain ware)
775. Grinding, filing, polishing, frosting, etching, cleaning, and related occupations, n.e.c.
(Grinding, filing, polishing, frosting, etching, cleaning, and related work, n.e.c.)
776. Occupations in fabrication and repair of asbestos and polishing products, abrasives, and related materials
(Fabrication and repair of asbestos and polishing products, abrasives, and related materials)
777. Modelmakers, patternmakers, moldmakers, and related occupations
(Modelmaking, patternmaking, moldmaking, and related work)
779. Occupations in fabrication and repair of sand, stone, clay, and glass products, n.e.c.
(Fabrication and repair of sand, stone, clay, and glass products, n.e.c.)
- 78 Occupations in Fabrication and Repair of Textile, Leather, and Related Products**
(Fabrication and Repair of Textile, Leather, and Related Products)
780. Occupations in upholstering and in fabrication and repair of mattresses and bedsprings
(Upholstering and mattress and bedspring fabrication and repair)
781. Laying out, marking, cutting, and punching occupations, n.e.c.
(Laying out, marking, cutting, and punching, n.e.c.)
782. Hand sewers, menders, embroiderers, knitters, and related occupations, n.e.c.
(Handsewing, mending, embroidering, knitting, and related work, n.e.c.)
783. Fur working occupations
(Fur working)
784. Occupations in fabrication and repair of hats, caps, gloves, and related products
(Fabrication and repair of hats, caps, gloves, and related products)
785. Tailors and dressmakers
(Tailoring and dressmaking)
786. Sewing machine operators, garment
(Machine sewing, garment)
787. Sewing machine operators, nongarment
(Machine sewing, nongarment)
788. Occupations in fabrication and repair of footwear
(Fabrication and repair of footwear)
789. Occupations in fabrication and repair of textile, leather, and related products, n.e.c.
(Fabrication and repair of textile, leather, and related products, n.e.c.)
- 79 Bench Work Occupations, N.E.C.**
(Bench Work, N.E.C.)
790. Occupations in preparation of food, tobacco, and related products, n.e.c.
(Preparation of food, tobacco, and related products, n.e.c.)
794. Occupations in fabrication of paper products, n.e.c.
(Fabrication of paper products, n.e.c.)
799. Miscellaneous bench work occupations, n.e.c.
(Miscellaneous bench work, n.e.c.)

STRUCTURAL WORK OCCUPATIONS

(STRUCTURAL WORK)

80 Occupations in Metal Fabricating, N.E.C. (Metal Fabricating, N.E.C.)

- 800. Riveters
(Riveting)
- 801. Fitting, bolting, screwing, and related occupations
(Fitting, bolting, screwing, and related work)
- 804. Tinsmiths, coppersmiths, and sheet metal workers
(Sheet metal work)
- 805. Bollermakers
(Bollermaking and related work)
- 806. Transportation equipment assemblers and related occupations
(Transportation equipment assembling and related work)
- 807. Bodymen, transportation equipment
(Body work, transportation equipment)
- 809. Miscellaneous occupations in metal fabricating, n.e.c.
(Miscellaneous metal fabricating, n.e.c.)

81 Welders, Flame Cutters, and Related Occupations (Welding, Flame Cutting, and Related Work)

- 810. Arc welders
(Arc welding)
- 811. Gas welders
(Gas welding)
- 812. Combination arc welders and gas welders
(Combination arc and gas welding)
- 813. Resistance welders
(Resistance welding)
- 814. Brazing, brase-welding, and soldering occupations
(Brazing, brase-welding, and soldering)
- 815. Lead burning occupations
(Lead burning)
- 816. Flame cutters and arc cutters
(Flame and arc cutting)
- 819. Welders, flame cutters, and related occupations, n.e.c.
(Welding, flame cutting, and related work, n.e.c.)

82 Electrical Assembling, Installing, and Repairing Occupations (Electrical Assembling, Installing, and Repairing)

- 820. Occupations in assembly, installation, and repair of generators, motors, accessories, and related powerplant equipment
(Generator, motor, and related powerplant equipment assembly, installation, and repair)
- 821. Occupations in assembly, installation, and repair of transmission and distribution lines and circuits
(Transmission and distribution line and circuit assembly, installation, and repair)
- 822. Occupations in assembly, installation, and repair of wire communication, detection, and signaling equipment
(Wire communication, detection, and signaling equipment assembly, installation, and repair)
- 823. Occupations in assembly, installation, and repair of electronic communication, detection, and signaling equipment
(Electronic communication, detection, and signaling equipment assembly, installation, and repair)
- 824. Occupations in assembly, installation, and repair of lighting equipment and building wiring, n.e.c.
(Lighting equipment and building wiring assembly, installation, and repair, n.e.c.)
- 825. Occupations in assembly, installation, and repair of transportation and materials handling equipment, n.e.c.
(Transportation and materials handling equipment assembly, installation, and repair, n.e.c.)
- 826. Occupations in assembly, installation, and repair of industrial apparatus, n.e.c.
(Industrial apparatus assembly, installation, and repair, n.e.c.)
- 827. Occupations in assembly, installation, and repair of large household appliances and similar commercial and industrial equipment
(Large household appliance and similar commercial and industrial equipment assembly, installation, and repair)
- 828. Occupations in fabrication, installation, and repair of electrical and electronic products, n.e.c.
(Electrical and electronic product fabrication, installation, and repair, n.e.c.)
- 829. Occupations in assembly, installation, and repair of electrical products, n.e.c.
(Assembly, installation, and repair of electrical products, n.e.c.)

84 Painting, Plastering, Waterproofing, Cementing, and Related Occupations (Painting, Plastering, Waterproofing, Cementing, and Related Work)

- 840. Construction and maintenance painters and related occupations
(Construction and maintenance painting and related work)
- 841. Paperhangers
(Paperhanging)

*NOTE - The designations in parentheses are restatements of the names of the categories, divisions, and 4-digit groups of the Occupational Group Arrangement of Titles and Codes. They are used in the Worker Traits Arrangement of Titles and Codes to designate the occupations, divisions, and 3-digit groups as they appear in this work.

- 842. Plasterers and related occupations
(Plastering and related work)
- 843. Waterproofing and related occupations
(Waterproofing and related work)
- 844. Cement and concrete finishing and related occupations
(Cement and concrete finishing and related work)
- 845. Transportation equipment painters and related occupations
(Transportation equipment painting and related work)
- 849. Painting, plastering, waterproofing, cementing, and related occupations, n.e.c.
(Painting, plastering, waterproofing, cementing, and related work, n.e.c.)
- 85 Excavating, Grading, Paving, and Related Occupations**
(Excavating, Grading, Paving, and Related Work)
- 850. Excavating, grading, and related occupations
(Excavating, grading, and related work)
- 851. Drainage and related occupations
(Drainage and related work)
- 852. Concrete paving occupations
(Concrete paving)
- 853. Asphalt paving occupations
(Asphalt paving)
- 859. Excavating, grading, paving, and related occupations, n.e.c.
(Excavating, grading, paving, and related work, n.e.c.)
- 86 Construction Occupations, N.E.C.**
(Construction Work, N.E.C.)
- 860. Carpenters and related occupations
(Carpentry and related work)
- 861. Brick and stone masons and tile setters
(Brick and stone masonry and tile setting)
- 862. Plumbers, gas fitters, steam fitters, and related occupations
(Plumbing, gas fitting, steam fitting, and related work)
- 863. Asbestos and insulation workers
(Asbestos and insulation work)
- 864. Floor laying and finishing occupations
(Floor laying and finishing work)
- 865. Glaziers and related occupations
(Glass setting and related work)
- 866. Roofers and related occupations
(Roofing and related work)
- 869. Miscellaneous construction occupations, n.e.c.
(Miscellaneous construction work, n.e.c.)
- 89 Structural Work Occupations, N.E.C.**
(Structural Work, N.E.C.)
- 891. Occupations in structural maintenance, n.e.c.
(Structural maintenance, n.e.c.)
- 892. Hoisting and conveying occupations, n.e.c.
(Hoisting and conveying, n.e.c.)
- 899. Miscellaneous structural work occupations, n.e.c.
(Miscellaneous structural work, n.e.c.)

MISCELLANEOUS OCCUPATIONS
(MISCELLANEOUS WORK)

- 90 Motor Freight Occupations**
(Motor Freight Transportation)
- 900. Concrete-mixing-truck drivers
(Concrete-mixing-truck driving)
- 902. Dump-truck drivers
(Dump-truck driving)
- 903. Truck drivers, inflammables
(Truck driving, inflammables)
- 904. Trailer-truck drivers
(Trailer-truck driving)
- 905. Truck drivers, heavy
(Heavy truck driving)
- 906. Truck drivers, light
(Light truck driving)
- 909. Motor freight occupations, n.e.c.
(Motor freight transportation, n.e.c.)

- 91 Transportation Occupations, N.E.C.**
(Transportation Work, N.E.C.)
- 910. Railroad transportation occupations
(Railroad transportation)
 - 911. Water transportation occupations
(Water transportation)
 - 912. Air transportation occupations
(Air transportation)
 - 913. Passenger transportation occupations, n.e.c.
(Passenger transportation, n.e.c.)
 - 914. Pumping and pipeline transportation occupations
(Pumping and pipeline transportation)
 - 915. Attendants and servicemen, parking lots and service facilities
(Parking lot and related service work)
 - 919. Miscellaneous transportation occupations, n.e.c.
(Miscellaneous transportation work, n.e.c.)
- 92 Packaging and Materials Handling Occupations**
(Packaging and Materials Handling)
- 920. Packaging occupations
(Packaging)
 - 921. Hoisting and conveying occupations
(Hoisting and conveying)
 - 922. Occupations in moving and storing materials, n.e.c.
(Materials moving and storing, n.e.c.)
 - 929. Packaging and materials handling occupations, n.e.c.
(Packaging and materials handling, n.e.c.)
- 93 Occupations in Extraction of Minerals**
(Extraction of Minerals)
- 930. Boring, drilling, cutting, and related occupations
(Boring, drilling, cutting, and related work)
 - 931. Blasting occupations
(Blasting)
 - 932. Loading and conveying occupations
(Loading and conveying)
 - 933. Crushing occupations
(Crushing)
 - 934. Screening and related occupations
(Screening and related work)
 - 939. Occupations in extraction of minerals, n.e.c.
(Extraction of minerals, n.e.c.)
- 94 Occupations in Logging**
(Logging)
- 940. Timber cutting and related occupations
(Timber cutting and related work)
 - 941. Log inspecting, grading, scaling, and related occupations
(Log inspecting, grading, scaling, and related work)
 - 942. Log sorting, gathering, storing, and related occupations
(Log sorting, gathering, storing, and related work)
 - 949. Occupations in logging, n.e.c.
(Logging, n.e.c.)
- 95 Occupations in Production and Distribution of Utilities**
(Production and Distribution of Utilities)
- 950. Stationary engineers
(Stationary engineering)
 - 951. Firemen and related occupations
(Firing and related work)
 - 952. Occupations in generation, transmission, and distribution of electric light and power
(Generation, transmission, and distribution of electric light and power)
 - 953. Occupations in production and distribution of gas
(Production and distribution of gas)
 - 954. Occupations in filtration, purification, and distribution of water
(Filtration, purification, and distribution of water)
 - 955. Occupations in disposal of refuse and sewage
(Refuse and sewage disposal)

*Note.—The designations in parentheses are restatements of the names of the categories, divisions, and 3-digit groups of the Occupational Group Arrangement of Titles and Codes. They are used in the Worker Traits Arrangement of Titles and Codes to designate the occupational categories, divisions, and 3-digit groups as they appear within worker trait groups.

- 956. Occupations in distribution of steam
(Distribution of steam)
- 957. Occupations in transmission of communications, n.e.c.
(Transmission of communications, n.e.c.)
- 959. Occupations in production and distribution of utilities, n.e.c.
(Production and distribution of utilities, n.e.c.)
- 96. Amusement, Recreation, and Motion Picture Occupations, N.E.C.
(Amusement, Recreation, and Motion Picture Work, N.E.C.)**
- 960. Motion picture projectionists
(Motion picture projecting)
- 961. Models and stand-ins, n.e.c.
(Modeling and related works, n.e.c.)
- 962. Occupations in production of motion pictures, n.e.c.
(Motion picture production, n.e.c.)
- 963. Occupations in radio and television production, n.e.c.
(Radio and television production, n.e.c.)
- 964. Occupations in theatrical and related entertainment production, n.e.c.
(Theatrical and related entertainment production, n.e.c.)
- 969. Miscellaneous amusement, recreation, and motion picture occupations, n.e.c.
(Miscellaneous amusement, recreation, and motion picture work, n.e.c.)
- 97. Occupations in Graphic Art Work
(Graphic Art Work)**
- 970. Art work occupations, brush, spray, or pen
(Art work, brush, spray, or pen)
- 971. Photoengraving occupations
(Photoengraving)
- 972. Lithographers and related occupations
(Lithography and related work)
- 973. Hand compositors, typesetters, and related occupations
(Hand composition, typesetting, and related work)
- 974. Electrotypers and related occupations
(Electrotyping and related work)
- 975. Stereotypers and related occupations
(Stereotyping and related work)
- 976. Darkroom occupations, n.e.c.
(Darkroom work, n.e.c.)
- 977. Bookbinders and related occupations
(Bookbinding and related work)
- 979. Occupations in graphic art work, n.e.c.
(Graphic art work, n.e.c.)

Supplement Number 2 to DoD 5010.15.1-M, Standardization of Work Measurement,
Basic Volume-General Guidance

This supplement is a listing of Work Category Codes and definitions which are applicable to standard time data Volumes I through X. These are used in the second and third positions of the Data Element Code (DEC) for standard time data elements.

<u>Work Category</u>	<u>Code</u>	<u>Definition</u>
Actuate	AC	Manual manipulation of an object for engaging, disengaging, starting, or stopping a device. The process of manipulating an object by cranking, turning, or moving through a fixed part. Putting something else in action by handling a switch or control. (Example: crank, dial, set with knob, move lever).
Addressograph Machine	AM	The processes and motions involved in operating machines for embossing information on metal plates used in addressing, labeling.
Body Motion	BM	Gross foot, leg, and body movement (other than basic manual and eye motions). (Examples: leg motion, horizontal change, sit and stand, vertical change, walk).
Calculate	CA	The processes and motions involved in calculating machine computations. (Examples: Add column of numbers by machine).
Clean	CL	The removal of foreign matter by chemical, mechanical, or manual process. (Examples: ultrasonic cleaning, abrasive cleaning, use of solvent, rubbing, wiping, sweeping).
Clamp	CP	The actions required to accomplish the non-manual holding of an object(s) with a clamp when required for repairing, modifying, manufacturing, or assembly operations. (Examples: "C", cleco, spring, hose, cable, conduit clamps, etc.).
Disassembly/Assembly	DA	The action(s) required to remove, install or replace assemblies, components or parts when the primary purpose is to place an object(s) or part(s) on or into another object or part so that they fit, connect or are secured to each other to form a unit. These actions do not include fabrication of parts or items. This category generally applies to special or higher level data.

DoD 5010.15.1-M
BASIC VOLUME
SUPPLEMENT

<u>Work Category</u>	<u>Code</u>	<u>Definition</u>
Data Machine	DM	The processes and motions involved in the operation of various data machines, EAM/ADP and peripheral equipment.
Dip	DP	Motions necessary to dip or immerse an object in liquid or paste and/or remove excess. (Examples: dip brush, cloth, stick, parts, hand, finger).
Drafting & Sketching	DS	Elements used in depicting plan(s) on paper utilizing line(s), curve(s), point(s), etc.
Equipment - Materials Handling	EH	The operation or preparation for operation of any mobile powered materials handling equipment to transport material from one location to another. (Examples: forklift truck, crane, straddle truck, warehouse tractor/trailer, cargo transporter).
Elemental	EL	Miscellaneous manual motions and factors (not included in the get, position and body motion tables). (Examples: apply pressure, disengage, weight factors).
Equipment - Metal Working	EM	The operation or preparation for operation of any powered stationary-mounted metal working machine or equipment used for the act or process of making or changing an object of metal. (Examples: metal lathe, milling machine, powered hacksaw).
Equipment - Transport Vehicle	EV	The operation or preparation for use of any powered transport vehicle (over-the-road motor vehicle for transportation of personnel or cargo). (Examples: automobile, bus, pickup, truck, truck trailer, and railcar).
Equipment- Woodworking	EW	The operation or preparation for operation of any powered stationary-mounted woodworking machine or equipment used for the act or process of making things out of wood. (Examples: rip saw, planer, wood shaper, wood lathe, electric jigsaw).
Fabricate	FA	The actions required to manufacture, form or produce an item from raw or new material by shapping, cutting or forming by hand or mechanical means. This category generally applies to special or higher level data.

<u>Work Category</u>	<u>Code</u>	<u>Definition</u>
File	FL	The motions necessary to locate, place, remove or partially remove and replace cards, documents, and folders at the location.
Film Reader/ Printer Machine	FR	The processes and motions involved in the operation of microfilm reader/printer machines.
Gauge & Measure	GM	The procedure by which the size, amount, extent, or capacity of an item is determined. (Examples: bisect, gauge, mike, square, weigh).
Get	GT	The combination of reach and grasp motions to gain control of one or more object(s) using the hand(s) or finger(s). (Examples: easily grasped object in fixed location, - in a variable location).
Identify	ID	The process and motions required to stamp, tab, label, or mark documents, cards, folders, or objects to provide for locating, recognizing or comparing. The actions necessary to recognize, match or compare similar characteristics.
Inspect & Test	IT	The procedure or action by which an item is subjected to comparisons or measurements to determine its qualities for use. (Examples: use of bore indicating gauge, use of micrometers, use of feeler gauge, eye times, check mandrel for run-out).
Job Preparation	JP	The actions required to prepare an object(s), work, place, or employee, or any combination of the three for ensuing work. NOTE: Excluded from this category are layout, packaging and machine setup.
Keypunch	KP	The processes and motions involved in the handling and preparation of punched cards used in the Electrical Accounting Machine (EAM) and Automatic Data Processing Equipment (ADPE) processes, and the card punch machines used to produce them.
Layout	LO	Laying out straight lines or radii including drawings or scribings on any appropriate material. (Examples: measuring with scale or tape to locate points by intersecting lines, chalk-line layout, surface preparation using layout dye).

DoD 5010.15 1-M
BASIC VOLUME
SUPPLEMENT

<u>Work Category</u>	<u>Code</u>	<u>Definition</u>
Lubricate	LU	The application of a lubricant using fingers or a lubricating device. (Examples: brush, grease gun, oil can, tube).
Material Handling Devices	MH	The process of locating, relocating, positioning, and aligning mechanical devices such as conveyors, pallet jacks, hoists, carts, slings, etc., for the purpose of moving objects or moving the device out of the way.
Machine Time	MT	The elapsed time for a machine which is under the command of an operator, operating under automatic control, to complete an operation necessary to a product. (Example: lower/raise pallet pit platform - 66.7 TMU/FT)
Non-Threaded Fastener	NF	The permanent or semipermanent holding or locking of mating objects by other than threads or clamping actions.
Office General	OG	The processes and motions covering a large variety of actions commonly occurring in any office which have not been included in other categories. (Examples: telephoning, opening and closing doors and drawers, and moving chairs).
Object Handling	OH	The process of manually moving an object for the purpose of changing its location, position or alignment. The movement path may or may not be fixed. The primary purpose of this handling is not to activate another object or device.
Paint	PA	To cover a surface by applying and spreading liquid or paste with a brush, spray gun, or roller. (Examples: paint, varnish, lacquer, shellac, wax).
Paper Fastening	PF	The processes and motions involved in applying and removing fastening devices used to keep papers together in stacks, batches, rolls, or loose-leaf forms.
Paper Handling	PH	The processes and motions involved in the securing, movement, placement, and alignment of paper, cards, sheets, etc.
Package	PK	Preparing an object for shipping or storing or removing object from shipping or storing condition.

<u>Work Category</u>	<u>Code</u>	<u>Definition</u>
Place	PL	The combination of motions to transport and place an object(s) using the hand(s) or fingers. (Examples: place approximate, place close - not symmetric).
Process Time	PT	The interval of time made up of a combination of manual and machine time components, so integrated that it would be impossible or impractical to separate and analyze them with Methods Time Measurement. Process time may be obtained by stopwatch, manufacturers' specs or formulae.
Receiving	RC	The physical handling and movement of in-bound material from a carrier to consolidation breakdown area or storage, including removal of blocks, braces, tie downs, shoring and other actions that are necessary to receive material. Elements in this work are primarily at the task (K) and job (J) levels and are generally composed of a number of lower level elements in other occupational or work categories that, when combined, make up the receiving operation.
Read	RD	Perception and comprehension of readily distinguishable words, letters, or numbers. (Examples: Read individual word or number, read sequence of words).
Reproduce	RP	The processes and motions involved in obtaining copies of documents through the use of various reproduction machines.
Shipping	SH	The physical handling and movement of material from storage or packing onto an outbound carrier or transportation container and includes installing blocks, braces, tie downs, shoring and the performance of other operations that are necessary to ship material. Elements in this work category are primarily at the task (K) and job (J) level and are generally composed of a number of lower level elements in other occupational or work categories that, when combined, make up the shipping operation.

DoD 5010.15.1-M
 BASIC VOLUME
 SUPPLEMENT

<u>Work Category</u>	<u>Code</u>	<u>Definition</u>
Surface Repair	SR	The process by which the surface of an object is changed or modified to restore the object to a serviceable condition. This category does not include removal or installation of the object to be repaired. This category generally applies to special or higher level data.
Surface Treatment	ST	The application of chemicals to an object when the predominant purpose is to change the composition of its surface.
Setup	SU	The initial preparation of machinery and/or powered equipment necessary to perform work on an object and/or the subsequent "Tear Down".
Threaded Fastener	TF	Tightening or loosening a threaded object -- bolt, nut, screws, or handknob by hand, (Examples: fingerturn-per thread, spin, tighten or loosen-moderate pressure).
Tool Use-Hand Operation Non-Powered	TL	The use or preparation for use of any non-powered implement, instrument or utensil held in the hand and used for cutting, hitting, digging, rubbing, etc. (Examples: knife, saw, hammer, shovel, rake, prybar, needle for sewing).
Tool, Powered - Hand-held	TP	The use or preparation for use of any <u>hand-held</u> tool which derives its primary power for operation from a source other than the operator or user. (Examples: portable electric saw, portable pneumatic wrench).
Type	TY	Set up and use of manual, electric, and IBM Selectric typewriters.
Vising	VS	The action required to accomplish the non-manual holding of object(s) with a vise while repairs, modifications, or manufacturing operations are being performed. (Examples: tighten or loosen vise, rotate vise, quick acting vise).
Wire Handling	WH	Elements of work associated with the build-up, installation, or repair of circuitry such as electrical, electronic, or telephonic.

DoD 5010.15.1-M
BASIC VOLUME
SUPPLEMENT

Work Category

Code

Definition

Write

WR

Writing or freehand printing numbers, letters or punctuation of average readable quality and normal size or less than 1" height. (Examples: write letter - longhand, punctuate, write signs).

Supplement Number 3 to DoD 5010.15.1-M, Standardization of Work Measurement,
Basic Volume-General Guidance

This supplement provides ^{four} ~~three~~ indexes of published data (including changes) currently in DoD 5010.15.1-M, Volumes II through X. These indexes are: ch 1

The Occupation Code Index which indicates the page location for each category code in the DWMSTDP Element Index (B Index), Page A-1.

The DWMSTDP Element Index which is a DWMSTDP Element Code Listing, Pages B-1 thru B-113.

The Noun/Verb Index which is an alphabetical listing of the "title" line of the operation element description, Pages C-1 thru C-113.

The Action Verb Index which is an alphabetical listing of the "title" line of the operation element description, sequenced by the verb, page D-1. ch 1

NOTE: In the Index Listing the page numbers for elements which supplement the existing volumes have been identified by an "S" prefix (i.e. S006).

OCCUPATION CODE INDEX

<u>Occupation Code</u>	<u>Occupation</u>	<u>DWMSTDP Element Index</u>	<u>Page</u>
U	Universal		B-1
2--	Clerical & Sales		B-19
3--	Service		B-31
4--	Farming, Fishery, Forestry & Related Work		B-35
5--	Processing		B-36
6--	Machine Trades		B-38
7--	Bench Work		B-60
8--	Structural Work		B-80
9--	Miscellaneous (Transportation, Packaging, Material Handling---)		B-93

DEFENSE WORK MEASUREMENT STANDARD TIME DATA
ELEMENT INDEX

OCCUP- ATION	QUALITY	DNSTDP ELEMENT	TMU VALUE	OPERATION/ELEMENT DESCRIPTION	PAGE
U	MAA	BACCE01	31	CRANK.ENGAGE ON SPLINES	1
U	MAV	BACFT01	36	FLASHLIGHT.TURN ON AND OFF	
U	MAA	BACKDXX	VARIABLE	KNOB.DIAL SET OR ALIGN POINTER WITH TURN UP TO 180 DEGREES	
U	MAA	BACLS01	16	LEVER.SEAT TO MFSF CARS	
U	MAA	UACLU01	13	LEVER(NON-SQUEEZE).UNLATCH OR LATCH	
U	MAA	BACLU02	19	LEVER.UNLATCH TO DISENGAGE.SQUEEZE TYPE LATCH	
U	MAC	BACPD01	33	PEDAL.DEPRESS	
U	MAA	BACSPXX	VARIABLE	SWITCH.PUSH TO TURN ON OR OFF	
U	MAA	RACSTXX	VARIABLE	SWITCH.TURN	2
U	MAA	BACVPO1	22	VALVE.PETCOCK.OPEN OR CLOSE	
U	MAA	BACV3XX	VARIABLE	VALVE(STEM TYPE).OPEN OR CLOSE WITH ONE HAND	
U	MAA	BACWJ01	18	WHEEL.JOG OR RUMP FOR FINAL SETTING	
U	MAA	BACWPXX	VARIABLE	WHEEL.POSITION TO SET DIAL OR POINTER	
U	MAF	MACB001	45	BUTTON.DEPRESS(DOORBELL OR SIMILAR)	
U	MAF	MACC001	70	CONTRCL(PCCT).OPERATE WITH PRESSURE	
U	MAA	MACCSXX	VARIABLE	CONTROLS.SET	3
U	MAA	MACKU01	74	KNOB(CONTROL).UNLOCK AND LOCK	
U	MAF	MACLE01	37	LEVER.ENGAGE OR DISENGAGE	
U	MAF	MACLT01	102	LEVER.TURN ON AND OFF(AIR VALVE OR SIMILAR)	
U	MAA	MACMS01	104	MACHINE.START AND STOP WITH PUSH BUTTON OR ROTARY SWITCH	
U	MAF	MACMS02	34	MACHINE.START OR STOP(PUSH TYPE SWITCH)	
U	MAL	MACSOXX	VARIABLE	SWITCHES.OPERATE.CONTROL PANEL	
U	MAF	MACTS01	22	TOOL.START(DRILL OR SIMILAR WITH TRIGGER SWITCH)	4
U	MAA	MACVCXX	VARIABLE	VALVE.OPEN AND CLOSE	
U	MAF	MACVOXX	VARIABLE	VALVE.OPEN OR CLOSE	
U	MAF	MACVO03	36	VALVE.OPEN OR CLOSE	
U	MAA	TACCCXX	TABLE	CRANK.WITH CRANKING MOTIONS	
U	MAA	TACCNXX	TABLE	CRANK.MOVE MOTIONS	5
U	MAV	TACCTXX	TABLE	CRANK.TURN WITH CRANKING MOTION AND ALIGN	
U	MAA	TACLHXX	TABLE	LEVER.MOVE	
U	MAA	TACUMXX	TABLE	WHEEL.MOVE RIM	
U	MAA	TACWSXX	TABLE	WHEEL.SHIFT GRASP AND TURN 1/3 REVOLUTION	6
U	MAV	BBHBM01	43	BODY.MOVE SIDWAYS TO NEW LOCATION WHILE SEATED	
U	MAA	BBHFM01	9	FOOT.MOVE SIDWAYS OR VERTICALLY.NO PRESSURE APPLIED	

DEFENSE WORK MEASUREMENT STANDARD TIME DATA
ELEMENT INDEX

OCCUP- ATION	QUALITY	DEWSTOP ELEMENT	TMU VALUE	OPERATION/ELEMENT DESCRIPTION	PAGE
U	MAA	BACCE01	31	CRANK,ENGAGE ON SPLINES	
U	MAW	BACPT01	36	FLASHLIGHT,TURN ON AND OFF	
U	MAA	BACK0XX	VARIABLE	KNOB,DIAL SET OR ALIGN POINTER WITH TURN UP TO 180 DEGREES	
U	MAA	BACLS01	16	LEVER,SEAT TO MFS+ GEARS	
U	MAA	BACLU01	13	LEVER(NON-SQUEEZE),UNLATCH OR LATCH	
U	MAA	BACLU02	19	LEVER,UNLATCH TO DISENGAGE,SQUEEZE TYPE LATCH	
U	MAC	BACPD01	33	PEDAL,DEPRESS	
U	MAA	BACSPXX	VARIABLE	SWITCH,PUSH TO TURN ON OR OFF	
U	MAA	BACSTXX	VARIABLE	SWITCH,TURN	2
U	MAA	BACVP01	22	VALVE,PETCOCK,OPEN OR CLOSE	
U	MAA	BACV3XX	VARIABLE	VALVE(STEM TYPE),OPEN OR CLOSE WITH ONE HAND	
U	MAA	BACWJ01	18	WHEEL,JOG OR RUMP FOR FINAL SETTING	
U	MAA	BACVPXX	VARIABLE	WHEEL,POSITION TO SET DIAL OR POINTER	
U	MAF	MACBD01	45	BUTTON,DEPRESS(DOORBELL OR SIMILAR)	
U	MAF	MACCO01	70	CONTROL(FCCT),OPERATE WITH PRESSURE	
U	MAA	MACCSXX	VARIABLE	CONTROLS,SET	3
U	MAA	MACKU01	74	KNOB(CONTROL),UNLOCK AND LOCK	
U	MAF	MACLE01	37	LEVER,ENGAGE,OR DISENGAGE	
U	MAF	MACLT01	102	LEVER,TURN ON AND OFF(AIR VALVE OR SIMILAR)	
U	MAA	MACMS01	104	MACHINE,START AND STOP WITH PUSH BUTTON OR ROTARY SWITCH	
U	MAF	MACMS02	34	MACHINE,START OR STOP(PUSH TYPE SWITCH)	
U	MAI	MACSOXX	VARIABLE	SWITCHES,OPERATE,CONTROL PANEL	
U	MAF	MACT501	22	TOOL,START(DRILL OR SIMILAR WITH TRIGGER SWITCH)	4
U	MAA	MACVCXX	VARIABLE	VALVE,OPEN AND CLOSE	
U	MAF	MACVOXX	VARIABLE	VALVE,OPEN OR CLOSE	
U	MAF	MACV003	36	VALVE,OPEN OR CLOSE	
U	MAA	TACCCXX	TABLE	CRANK,WITH CRANKING MOTIONS	
U	MAA	TACCMXX	TABLE	CRANK,MOVE MOTIONS	5
U	MAW	TACCTXX	TABLE	CRANK,TURN WITH CRANKING MOTION AND ALIGN	
U	MAA	TACLMXX	TABLE	LEVER,MOVE	
U	MAA	TACWNXX	TABLE	WHEEL,MOVE RIM	
U	MAA	TACWSXX	TABLE	WHEEL,SHIFT GRASP AND TURN 1/3 REVOLUTION	6
U	MAW	BBMB01	43	BODY,MOVE SIDWAYS TO NEW LOCATION WHILE SEATED	
U	MAA	BBMFO1	9	FOOT,MOVE SIDWAYS OR VERTICALLY,NO PRESSURE APPLIED	

DEFENSE BUREAU MEASUREMENT STANDARD TIME DATA
ELEMENT INDEX

OCCUP- ATION	QUALITY	DWMSTDP ELEMENT	TMU VALUE	OPERATION/ELEMENT DESCRIPTION	PAGE
U	MAA	SCLCHXX	VARIABLE	CORROSION, REMOVE FROM SPOT ON SURFACE	13
U	MAA	SCLCSXX	VARIABLE	SPOT, CLEAN ON FLAT OR IRREGULAR SURFACE WITH PICK AND AIR	
U	MAA	SCLSCXX	VARIABLE	SURFACE, CLEAN WITH SOLVENT AND CLOTH	
U	MAA	SCLSWXX	VARIABLE	SURFACE, WIPE WITH WET CLOTH	14
U	MAA	MCPC101	322	CLAMP (C TYPE), INSTALL AND REMOVE	
U	MAA	MCPC10.	46	CLAMP (SPRING), INSTALL	
U	MAA	MCPCLXX	VARIABLE	CLAMP (CLECO), INSTALL OR REMOVE	
U	MAA	MCPC101	75	CLAMP (C TYPE), TIGHTEN OR LOOSEN	
U	MAA	MCPPJXX	VARIABLE	JAW (PARALELL), TIGHTEN OR LOOSEN	
U	MAA	MCSPSXX	VARIABLE	CLAMP (SPRING), INSTALL OR REMOVE, SMALL OR LARGE	15
U	MAA	SCPC1XX	VARIABLE	CLAMP, INSTALL AND REMOVE	
U	MAA	MDAPRXX	VARIABLE	PART, REMOVE FROM MOUNTING LOCATION OR MATING PART	
U	MAA	MDAPH07	156	PART, REMOVE FROM MOUNTING LOCATION OR MATING PART, TIGHT FITTING PARTS	
U	MAA	MDAPH08	95	PART, REMOVE FROM MATING PART BY PUSHING WITH THUMBS	16
U	MAA	MDAPH09	107	PART, REMOVE FROM MATING PART WITH FINGER	
U	MAA	TDAP1XX	TABLE	PART, INSTALL INTO HOLE OR ONTO SHAFT	
U	MAA	HCPBD01	62	BRUSH, DIP	
U	MAA	HDPGW01	38	CLOTH, WRING TO REMOVE EXCESS FLUID	
U	MAA	HOPHI01	40	HAND, IMMERSE IN FLUID, REMOVE, AND SHAKE TO REMOVE EXCESS	
U	MAA	HOPD001	63	OBJECT, DIP IN VISCOUS MATERIAL SUCH AS GREASE, RED LEAD OR SIMILAR	17
U	MAA	HCPPIXX	VARIABLE	PART, IMMERSE AND SHAKE	
U	MAA	TOPUIXX	TABLE	OBJECT, IMMERSE IN LIQUID OR PASTE	
U	MAA	DELAPXX	VARIABLE	APPLY PRESSURE	
U	MAA	HELDELXX	VARIABLE	DISENGAGE ONE OBJECT FROM ANOTHER OBJECT	
U	MAA	HELFD01	7	EXTENDED DISTANCE	18
U	MAA	HELFD01	7	EYE, FOCUS ON OBJECT	
U	MAA	HELFTXX	VARIABLE	EYE, TRAVEL	
U	MAA	HELGR01	6	HFGRASP	
U	MAA	DELTO01	27	TIME, OBSERVE	
U	MAA	HELTSXX	VARIABLE	TURN WRIST, SHIFT GRASP AND TURN, WITH OR WITHOUT PRESSURE	
U	MAA	DELTXXX	VARIABLE	TURN WRIST, TURN ONLY, WITH OR WITHOUT PRESSURE	
U	MAA	TELEFXX	TABLE	WEIGHT FACTOR, FIRST AND ADDITIONAL	19
U	FAL	HEVVTXX	VARIABLE	VEHICLE, TRAVEL	

DEFENSE WORK MEASUREMENT STANDARD TIME DATA
ELEMENT INDEX

OCCUP- ATION	QUALITY	DWMSTOP ELEMENT	TMU VALUE	OPERATION/ELEMENT DESCRIPTION	PAGE
U	MAL	MEVSP01	177	SEATBELT,FASTEN AND UNFASTEN	19
U	MAL	MEVTM01	921	TRUCK,MOUNT AND DISMOUNT	
U	MAL	MEVTS01	395	TRUCK,START AND STOP	
U	MAF	HGMAC01	103	ALIGNMENT,CHECK WITH STRAIGHTEDGE	
U	MAF	HGMAC02	120	ALIGNMENT,CHECK WITH LEVEL	
U	MAA	HGMRRO1	22	RULE,READ TO COMPARE MARK ALIGNMENT	20
U	MAF	HGMSA01	44	SQUARE,ALIGN TO MARK	
U	MAF	HGMSU01	139	SQUARE,USE(PART IN HAND)	
U	MAF	HGMSU02	218	SQUARE,USE(PART ON BENCH)	
U	MAL	HGMHMX	VARIABLE	MATERIAL,MEASURE LENGTH OF	
U	MAW	HGMHUX	VARIABLE	RULF(SIX-FOOT FOLDING),USE	
U	MAF	HGMSUX	VARIABLE	SCALE,USE	
U	MAA	TGTGXX	TABLE	OBJECT,GET AND PLACE	21
U	MAA	TGT00XX	TABLE	OBJECT,OBTAIN	
U	MAO	HIDSS01	65	STAMP(METAL),STRIKE WITH HAMMER	22
U	MAC	MIDAIX	VARIABLE	INK(OR PAINT),APPLY TO STENCIL WITH DAUBER	
U	MAA	MIDASXX	VARIABLE	STAMP(RUBBER),APPLY	
U	MAA	MIDDC01	126	DATE,CHANGE,ADJUSTABLE RUBBER DATE STAMP	
U	MAA	MIDDI01	346	DECAL(NON-PRESSURE SENSITIVE),INSTALL	
U	MAA	MIDDR01	368	DECAL,REMOVE WITH TOOL	
U	MAO	MIDIAX	VARIABLE	INK(OR PAINT),APPLY TO STENCIL W/ROLLER	23
U	MAA	MIDPA01	609	PAINT,APPLY TO IDENTIFICATION PLATE	
U	MAC	MIDSA01	74	STENCIL,APPLY WITH BLOCK STAMP	
U	MAO	MIDSP01	58	STENCIL,POSITION TO SURFACE	
U	MAC	MIDSS01	2800	STAMP(GANG),SET UP(10 MARKERS)	
U	MAL	MIDTA01	239	TAG,ATTACH TO OBJECT,WITH STRING(TIED)	
U	MAA	MIDTA02	145	TAG,ATTACH TO OBJECT WITH STRING(TAG PULLED THROUGH LOOP)	
U	MAA	MIDTA03	249	TAG,ATTACH TO OBJECT BY FORMING SLIP LOOP IN STRING	
U	MAA	MIDTA04	436	TAG,ATTACH STRING	24
U	MAL	MIDTA05	271	TAG(OR ENVELOPE),ATTACH TO OBJECT WITH WIRE (TWISTED)	
U	MAA	MIDTA06	317	TAG,ATTACH TO OBJECT WITH WIRE(LOOPED AND TWISTED)	
U	MAA	MIDTA07	356	TAG,ATTACH WIRE	
U	MAL	MIDTRX	VARIABLE	TAG,REMOVE FROM OBJECT	
U	MAA	SIDD101	468	DECAL(PRESSURE SENSITIVE),INSTALL TO 1.5 X 2.5 INCHES	

OFFENSE WORK MEASUREMENT STANDARD TIME DATA
ELEMENT INDEX

OCCUP- ATION	QUALITY	DWSTOP ELEMENT	TMU VALUF	OPERATION/ELEMENT DESCRIPTION	PAGE
U	MAA	SIDSA01	1416	STENCIL, APPLY, PAINT, AND REMOVE	24
U	MAA	SIDTA01	640	TAPE, ATTACH TO PART AND WRITE IDENTIFICATION ON TAPE	25
U	MAA	BITBI01	20	GAUGE (HORE INDICATCH), USE	
U	MAD	HITCA01	79	CALIPER (VERNIER), ADJUST SLIDING HEAD, FOUR INCHES	
U	MAF	HITCOXX	VARIABLE	CALIPER, OPEN OR CLOSE	
U	MAF	HITCSXX	VARIABLE	CALIPER, SET WITH SCALE	
U	MAF	HITCUXX	VARIABLE	CALIPER, USE	
U	MAA	HITCU07	72	CALIPER (VERNIER), USE TO MAKE ADDITIONAL CHECK ON INSIDE OR OUTSIDE DIMENSION	26
U	MAA	HITCU08	211	CALIPER, USE, CHECK OUTSIDE DIAMETER WITH PRE-SET SPRING CALIPER	
U	MAA	HITDI01	26	INDICATOR (DIAL), USE TO CHECK POSITION CR SPOT	
U	MAA	HITETXX	VARIABLE	EYE TIMES, SHIFT FROM POINT TO POINT	
U	MAA	BITFE01	28	GAUGE (FEELER), USE TO CHECK CLEARANCE, PER SPOT, POSITION, OR FIRST INCH	
U	MAA	BITFE02	9	GAUGE (FEELFR), USE TO CHECK CLEARANCE, ADDITIONAL INCH	
U	MAA	BITFE03	89	GAUGE (FEELER), SELECT FIRST LEAF FROM FAN TYPE FEELER IN METAL CASE	
U	MAA	BITFE04	38	GAUGE (FEELER), SELECT ADDITIONAL LEAF FROM FAN TYPE FEELER, LEAVES PREVIOUSLY MOVED OUT OF CASE	27
U	MAA	BITFP01	8	GAUGE (FLUSH PIN), USE	
U	MAA	HITGO01	20	GAUGE (GRINDER), USE-CHECK OUTSIDE DIAMETER	
U	MAA	HITGS01	166	GAUGE (PASSAMETER), SET GAUGE WITH GAUGE BLOCK	
U	MAF	BITGU01	428	GAUGE (RING GAUGE), USE	
U	MAW	BITIH01	44	INDICATOR (DIAL), READ	
U	MAA	BITIS01	49	INDICATOR (DIAL), SET TO ZERO	
U	MAA	BITIU01	14	INDICATOR (DIAL), USE TO CHECK HEIGHT ON FLAT SURFACE, FIRST INCH	
U	MAA	BITIU02	10	INDICATOR (DIAL), USE TO CHECK HEIGHT ON FLAT SURFACE	
U	MAA	BITMR01	95	INDICATOR (DIAL), USE TO CHECK MANDREL RUNOUT PPR DIAMETER	
U	MAF	BITMXX	VARIABLE	MICROMETER, USE, READ SCALE	28
U	MAA	BITMU03	160	MICROMETER, USE, CHANGE POSITION OF THIMBLE FOR MAKING CHECK OF SIZE DIFFERENT FROM PRIOR CHECK	
U	MAA	BITMU04	22	MICROMETER, USE TO CHECK PART AFTER CHANGE SETTING, BIT-MU-03	
U	MAA	BITMU05	74	MICROMETER, USE, TO CHECK PART (CHANGE SETTING, BIT-MU-03, NOT NECESSARY)	

DEFENSE WORK MEASUREMENT STANDARD TIME DATA
ELEMENT INDEX

OCCUP- ATION	QUALITY	DNMSTOP ELLMFNT	TMU VALUL	OPERATION/ELEMENT DESCRIPTION	PAGE
U	MAA	BITPG01	31	GAUGE(PLUG),CHECK HOLE FOR SIZE ONLY WITH GO END	28
U	MAA	BITPG02	27	GAUGE(PLUG),CHECK HOLE FOR SIZE ONLY WITH NO GO END	
U	MAA	BITPG03	34	GAUGE(PLUG),CHECK FOR SIZE AND DEPTH	
U	MAA	BITWEXX	VARIABLE	ROD,EXAMINE VISUALLY WITH NAKED EYE	29
U	MAA	HITSN01	26	GAUGE(SNAP),USE TO CHECK DIAMETER OF PART	
U	MAA	BITWLXX	VARIABLE	WIRE,EXAMINE VISUALLY,SAFETY,TWISTED	
U	MAA	MITRLO1	501	BATTERY,CHECK WATER LEVEL,12 VOLT WATER TYPE BATTERY WITH SIX CELLS	
U	TUA	MITCA01	165	CONTROL,ADJUST AND OBTAIN DIAL READING	
U	MAA	MITCA02	79	CONTROL,ADJUST KNCS/DIAL AND READ	
U	MAA	MITCA03	209	CONTROL,ADJUST WITH SCREWDRIVER,READ OSCILLOSCOPE	30
U	MAA	MITCA04	161	CONTROL,ADJUST,ZERO METER WITH TOOL	
U	MAA	MITGUXX	VARIABLE	GAUGE(TELESCOPE AND OUTSIDE MICROMETER),USE	
U	MAF	MITGU03	1170	GAUGE(HEIGHT GAUGE),USE	
U	MAF	MITGU04	889	GAUGE(DEPTH VERNIER),USE	
U	MAA	MITGU05	126	GAUGE(PLUG GAUGE,GO/NO GO),USE	
U	MAA	MITGU06	205	GAUGE(FEELER),USE,GAUGE CLEARANCE OR END PLAY	
U	MAO	MITIA01	192	INDICATOR,ADJUST TO WORK,MAGNETIC BASE INDICATOR	31
U	MAF	MITIS01	62	INDICATOR(DIAL),SET	
U	MAA	MITMXX	VARIABLE	MICROMETER,MEASURE DEPTH	
U	MAF	MITMXX	VARIABLE	MICROMETER,USE	
U	MAA	MITMU04	427	MICROMETER,USE-CHECK OBJECTS OF DIFFERENT SIZE	
U	MAA	MITMU05	380	MICROMETER,USE-CHECK OBJECTS OF SAME SIZE	
U	MAF	MITMU06	343	MICROMETER,USE(REMOVE AND REPLACE EXTENSION ON INSIDE MICROMETER)	
U	MAA	MITMU07	265	MICROMETER,USE,CHECK INSIDE DIAMETER OR BETWEEN TWO SURFACES	32
U	MAV	MITWNO1	185	WIRE,MEASURE FOR GAGE	
U	MAA	TITETXX	TABLE	EYE,TRAVEL FROM POINT TO POINT TO INSPECT	
U	MAA	TITGUXX	TABLE	GAUGE(FEELER WITH LOCKNUT),USE	
U	MAA	TITMXX	TABLE	MICROMETER(OUTSIDE),MEASURE DIMENSION AND READ	33
U	MAA	TITOEXX	TABLE	OBJECT,EXAMINE SURFACE CONDITION VISUALLY WITH NAKED EYE	
U	MAA	TITUGXX	TABLE	GAUGE(PLUG),USE	34
U	MAA	SITAIXX	VARIABLE	AREA,INSPECT WITH LIGHT	
U	MAA	SITNXX	VARIABLE	MICROMETER(DEPTH),USE WITH PARALLEL BARS	

DEFENSE WORK MEASUREMENT STANDARD TIME DATA
ELEMENT INDEX

OCCUPATION	QUALITY	DWSTOP ELEMENT	TMU VALUE	OPERATION/ELEMENT DESCRIPTION	ACC
U	MAA	MJPAPXX	VARIABLE	APRON, PUT ON AND REMOVE	34
U	MAW	MJPB101	170	BAR (LOCKING), INSTALL AND REMOVE, TOOL CABINET OR SIMILAR	
U	MAF	MJPCCKX	VARIABLE	CORD (ELECTRIC), CONNECT AND DISCONNECT	35
U	MAA	MJPC101	127	COMPONENT (BAYONET TYPE), INSTALL	
U	MAF	MJPC001	73	COMPARTMENT (TOOL), OPEN OR CLOSE MOUNTED ON TRUCK OR SIMILAR	
U	MAL	MJPC002	102	COMPARTMENT (DASH), OPEN AND CLOSE	
U	MAA	MJPCP01	1145	COVERALLS, PUT ON AND REMOVE	
U	MAA	MJPCR01	69	COMPONENT (BAYONET TYPE), REMOVE	
U	MAF	MJPCU01	1186	CORD (ELECTRIC EXTENSION), UNCOIL, CONNECT, DISCONNECT AND COIL	
U	MAA	MJPDCXX	VARIABLE	DOOR (CABINET), CLOSE AND OPEN, SWING OR SLIDE	36
U	MAF	MJPDC05	276	DOOR (CABINET), CLOSE AND OPEN, UNLOCK AND LOCK	
U	MAA	MJPDC06	128	DOOR (CABINET), CLOSE AND OPEN, SINGLE OR DOUBLE WITH LOCKING HANDLE OR KNOB	
U	MAQ	MJPDC07	349	DOOR (CABINET), CLOSE AND OPEN, SECURED WITH PIN LATCH	
U	MAA	MJPDDXX	VARIABLE	DRAWER (STORAGE), OPEN AND CLOSE	
U	MAA	MJPDD09	30	DRAWER (TOOL BOX), OPEN AND CLOSE	37
U	MAA	MJPEP01	131	EARMUFFS, PUT ON AND REMOVE	
U	MAA	MJPGGX	VARIABLE	GLASSES, GOGGLES, OR SHIELD, PUT ON AND REMOVE	
U	MAA	MJPGG04	477	GLASSES, REMOVE FROM CASE, PUT ON, REMOVE, AND RETURN TO CASE	
U	MAA	MJPGH01	152	GLASS (ILLUMINATED MAGNIFYING), MOVE INTO POSITION AND MOVE ASIDE	
U	MAA	MJPGPXX	VARIABLE	GLOVES, PUT ON AND REMOVE	
U	MAA	MJPGR01	210	GUN (SPRAY), REPLACE	
U	MAW	MJPHCXX	VARIABLE	HOSE (AIR), CONNECT OR DISCONNECT	38
U	MAA	MJPHPXX	VARIABLE	HAT, PUT ON AND REMOVE	
U	MAW	MJPHW01	857	HOSE (AIR), WIND FOR STORAGE, 25 FEET LONG	
U	OHW	MJPIA01	224	INDICATOR (DIAL), ASSEMBLE TO MAGNETIC BASE	
U	ORW	MJPIA02	373	INDICATOR (DIAL), ASSEMBLE TO HEIGHT GAUGE	
U	OHW	MJPID01	179	INDICATOR (DIAL), DISASSEMBLE FROM MAGNETIC BASE	
U	OBW	MJPID02	292	INDICATOR (DIAL), DISASSEMBLE FROM HEIGHT GAUGE	
U	MAA	MJPJP01	324	JACKET, PUT ON AND REMOVE	
U	MAF	MJPLM01	211	LADDER, MOVE TO NEW LOCATION	39
U	MAA	MJPM01	204	MASK (FACE), PUT ON AND REMOVE, AIR FILTERING, DISPOSABLE TYPE MASK	
U	MAA	MJPPCXX	VARIABLE	PAPER (STENCIL), CUT ON PAPER CUTTER	

DEFENSE WORK MEASUREMENT STANDARD TIME DATA
ELEMENT INDEX

OCCUP- ATION	QUALITY	DWSTOP ELEMENT	TNU VALUE	OPERATION/ELEMENT DESCRIPTION	PAGE
U	MAA	MJPP101	112	PLUG, INSERT IN AND REMOVE FROM RECEPTACLE	39
U	MAA	MJPP01	685	PLUG, PUT IN AND REMOVE FROM EAR	
U	MAF	MJPRG01	137	RAG, GET FROM COVERED CAN	
U	MAL	MJPSA01	219	STENCIL, AFFIX ON ROLL STAMP, TEST AND REMOVE	
U	MAF	MJPS001	772	STEP LADDER, OBTAIN FROM FLOOR, SET UP, TAKE DOWN, AND ASIDE TO FLOOR, LADDER TO 12 FEET TALL	40
U	MAA	MJPS01	870	SMOCK (TIE TYPE), PUT ON AND REMOVE	
U	MAA	MJPTGXX	VARIABLE	TOOL, GET FROM AND RETURN TO TOOL DRAWER	
U	MAA	MJPT0XX	VARIABLE	TOOLBOX (MACHINIST), OPEN AND CLOSE	
U	MAA	MJPT003	195	TOOLBOX, OPEN AND CLOSE, STORAGE TYPE 2.5X5X1.5 FEET	
U	MAA	MJPT004	70	TOOLBOX, OPEN AND CLOSE LID	
U	MAW	MJPTU01	198	TOOLBOX, UNLOCK, OPEN, CLOSE, AND LOCK	41
U	MAO	MJPWA01	107	WIRE, ATTACH TO HOOK, SINGLE STRAND WIRE	
U	MAO	MJPWA02	110	WIRE, ATTACH TO PART	
U	MAC	MJPWA03	83	WIRE, ATTACH TO LARGE PART	
U	TBA	SJPCAXX	VARIABLE	CREAM (HAND), APPLY	
U	MAA	SJPCW01	261	CABLE, REMOVE FROM AND RETURN TO CASE, CABLE ROLLED AND STOWED IN CASE	
U	MAA	SJPCW02	1218	CABLE, REMOVE FROM AND RETURN TO CASE, CABLE WOUND ON RACK IN LID	42
U	MAA	SJPGF01	2032	GUN (HAND OPERATED GREASE), FILL	
U	MUA	SJPGP01	3452	GUN (PAINT SPRAY), PREPARE FOR USE	
U	MAA	SJPK001	136	KNIFE (POCKET), OPEN AND CLOSE	
U	MAA	SJPM501	1659	MICROMETER (INSIDE), SET UP WITH TWO EXTENSIONS	43
U	MAA	SJPMXX	VARIABLE	PLATE, MASK EDGES WITH TAPE PRIOR TO PAINTING	
U	MAA	SJPS01	994	STRAIGHTEDGE, CLAMP TO PART WITH THREE C-CLAMPS	
U	MAA	SJPTAXX	VARIABLE	TORCH (PORTABLE PROPANE), ASSEMBLE/DISASSEMBLE	
U	MAF	HLQUD01	43	LINF, DRAW USING SQUARE	
U	MAF	HLQLSXX	VARIABLE	LINF, SCRIBE, TO SCALE OR STRAIGHTEDGE	
U	MAF	HLUPM01	50	POINT, MARK	44
U	MAF	HLQSA01	199	STRAIGHTEDGE, ALIGN, TO POINTS OR LINE	
U	MAA	HLQLSXX	VARIABLE	LINF, SCRIBE TO SCALP (STRAIGHTEDGE)	
U	MAA	MLULS13	125	LINE, SCRIBE, EXACT POSITION, METAL SURFACE	45
U	MAF	MLCPM01	198	POINT, MARK WITH PENCIL	
U	MAA	SLODMXX	TABLE	DIMENSION, MEASURE AND MARK	
U	MAA	ULUBLXX	VARIABLE	SURFACE (LINEAR), LUBRICATE WITH BRUSH, CLOTH, FINGER, OR STICK	
U	MAA	HLUPSXX	VARIABLE	SURFACE (SPOT), LUBRICATE WITH BRUSH, CLOTH, FINGER, OR STICK	46

DEFENSE WORK MEASUREMENT STANDARD TIME DATA
ELEMENT INDEX

OCCUP- ATION	QUALITY	DUNSTOP ELEMENT	TMU VALUE	OPERATION/ELEMENT DESCRIPTION	PAGE
U	MAW	BLUDL01	56	DIE (OR TAP). LUBRICATE WITH OIL FROM LEVER OR DIAPHRAGM TYPE CAN	46
U	MAA	BLUGB01	34	LUBRICANT. APPLY TO FITTING WITH BUTTON TYPE GUN	
U	MAA	BLUGL01	36	LUBRICANT. APPLY TO FITTING WITH HAND OPERATED LEVER TYPE GUN (PER STROKE)	
U	MAA	BLUOL01	28	LUBRICANT. APPLY WITH OIL CAN (PER LINEAR FOOT)	
U	MAA	BLUOS01	18	OIL. APPLY TO SPOT WITH TRIGGER TYPE OIL CAN	
U	MAA	BLUDS02	18	OIL. APPLY TO SPOT WITH DIAPHRAGM TYPE OIL CAN	
U	MAA	BLUYA01	26	LUBRICANT. APPLY WITH TUBE TO AREA. 1 INCH X 1 INCH	
U	MAA	BLUTS01	20	LUBRICANT. APPLY WITH TUBE TO SPOT. 1/4X1/4 INCH	47
U	MAA	SLUALXX	VARIABLE	LUBRICANT. APPLY TO SMALL OBJECT	
U	MAA	SLULAXX	TABLE	LUBRICANT. APPLY TO ZERK FITTING WITH HAND OPERATED GUN	
U	MAA	BMHDS01	30	OBJECT. START MOVING BY PUSHING (WHEELED OBJECT)	
U	MAF	BMHWP01	160	WHEELBARROW. PICK UP HANDLES AND PUT DOWN	
U	MAA	MMHDS01	42	OBJECT. START MOVEMENT BY PUSHING	
U	MAA	BNFBT01	197	BOW. TIE IN STRING ON OBJECT	48
U	MAA	BNFBU01	40	BOW. UNTIE	
U	MAA	BNFKT01	215	KNOT. TIE. SQUARE. USING TWO ENDS OF STRING	
U	MAA	BNFKT02	101	KNOT. TIE. HALF HITCH. USING SINGLE END OF LINE	
U	MAA	BNFKT03	95	KNOT. TIE. (STRING). SLIP HALF HITCH. USING SINGLE END OF LINE	
U	MAA	BNFKT04	70	KNOT. TIE. CLOVE HITCH. USING SINGLE END OF LINE	
U	MAA	BNFKT05	83	KNOT. TIE (STRING). BOWLINE. USING SINGLE END OF LINE	
U	MAA	BNFKT06	78	KNOT. TIE (ROPE). HALF HITCH	
U	MAF	BNFKT07	147	KNOT. TIE (ROPE). CLOVE HITCH	
U	MAF	BNFKT08	100	KNOT. TIE (ROPE). BOWLINE	49
U	MAA	BNFKT09	267	KNOT. TIE (ROPE). BARREL HITCH. TIMBER HITCH. OR STOPPER	
U	MAA	BNFKT10	164	KNOT. TIE (ROPE). SQUARE	
U	MAA	MNFEMXX	VARIABLE	EDGE. MASK WITH PAPER TAPE	
U	MAW	MNFPOXX	VARIABLE	PASTENER. OPEN AND CLOSE ON CASE	
U	MAA	MNFIP01	93	PLUG (OR CAP). INSTALL. NON-THREADED PLASTIC	
U	MAA	MNFISXX	VARIABLE	WIRE (SAFETY). INSTALL USING SAFETY WIRE TWISTING PLIERS	50
U	MAA	MNFK101	311	KEY. INSTALL. WOODRUFF WITH HAMMER AND DRIFT PUNCH	
U	MAA	MNFK102	87	KEY. INSTALL. STRAIGHT MACHINE. LOOSE FIT. NO TOOLS NEEDED	

DEFENSE WORK MEASUREMENT STANDARD TIME DATA
ELEMENT INDEX

OCCUP- ATION	QUALITY	DWSTOP ELEMENT	TMU VALUE	OPERATION/ELEMENT DESCRIPTION	PAGE
U	MAA	MNFK103	293	KEY, INSTALL, STRAIGHT MACHINE, TIGHT FIT, USE OF HAMMER AND DRIFT PUNCH REQUIRED	50
U	MAA	MNFKR01	370	KEY, REMOVE, WOODRUFF, WITH HAMMER AND DRIFT PUNCH	
U	MAA	MNFKR02	38	KEY, REMOVE, STRAIGHT MACHINE, LOOSE FIT, NO TOOLS REQUIRED	
U	MAA	MNFKR03	258	KEY, REMOVE, STRAIGHT MACHINE, HAMMER AND DRIFT PUNCH REQUIRED	
U	MAA	MNFKR04	286	KEY, REMOVE, TAPERED MACHINE, HAMMER AND PUNCH REQUIRED	
U	MAA	MNFLCXX	VARIABLE	LOCK (LATCH), CLOSE AND LOCK	51
U	PAA	MNFLOXX	VARIABLE	LOCK (LATCH), OPEN AND MOVE ASIDE	
U	MAO	MNFLT01	48	LATCH, TURN TO CLOSE BOX OR CONTAINER	
U	PAC	MNFLT02	47	LATCH, TURN TO OPEN BOX OR CONTAINER	
U	MAF	MNFPA01	173	PASTE, APPLY WITH BRUSH	
U	MAA	MNFPIXX	VARIABLE	PIN, INSTALL, VARIOUS TYPES	52
U	MAA	MNFPP01	40	PIN, PREPARE TO PRESS (REMOVAL)	
U	MAA	MNFPP02	107	PIN, PREPARE TO PRESS (INSTALLATION)	
U	MAA	MNFPRXX	VARIABLE	PIN, REMOVE, VARIOUS TYPES	53
U	MAA	MNFR101	271	RING (SNAP), INSTALL, INTERNAL OR EXTERNAL, UP TO ONE INCH FROM END OF PART USING SPECIAL SNAP RING PLIERS	
U	MAA	MNFRPXX	VARIABLE	PLUG (OR CAP), REMOVE, NON-THREADED PLASTIC, USING A SCREWDRIVER	
U	MAA	MNFR001	136	RETAINER, REMOVE, SNAP RING, INTERNAL OR EXTERNAL, USING SNAP RING PLIERS	
U	MAA	MNFR002	865	RETAINER, REMOVE, RING, SPRING, LOCKWIRE OR FLAT STEEL, USING TOOLS	
U	MAA	MNFR003	146	RETAINER, REMOVE, SNAP ON CLIP TYPE, USING PLIERS	
U	MAA	MNFRTXX	VARIABLE	RETAINER (FRU-ARC), INSTALL OR REMOVE	54
U	MAL	MNFS101	51	STAPLE, INSTALL WITH PLEIER OR STAPLER	
U	MAA	MNFSR01	46	STAPLE, REMOVE, 3/8 OR 1/2 INCH, USING PLEIER TYPE STAPLE REMOVER	
U	MAA	MNFTAXX	VARIABLE	TAPE (ADHESIVE), ATTACH TO DESIRED POSITION	
U	MAA	MNFTFXX	VARIABLE	TURNLOCK, FASTEN OR UNFASTEN (DOME, CAPLOCK, ETC.)	
U	MAO	MNFTG01	65	TAPE, GET FROM DISPENSER, 4 INCH LENGTH OF TAPE	
U	MAA	MNFTRO1	167	TAPE, REMOVE FROM ROLL	55
U	MAA	MNFTRO2	97	TAPE, REMOVE FROM OBJECT	
U	MAA	MNFTRO3	191	TAPE (MASKING), REMOVE	
U	MAA	MNFTTXX	VARIABLE	TAPE, TEAR FROM LOOSE ROLL, DISPENSER	
U	MAA	MNFWC01	94	WIRE (SAFETY), CUT OFF EXCESS AND BEND END OVER, TWISTED SINGLE STRAND TO 1/8 INCH DIA. WIRE	

DEFENSE WORK MEASUREMENT STANDARD TIME DATA
ELEMENT INDEX

OCCUP- ATION	QUALITY	DWMSTOP ELEMENT	TMU VALUE	OPERATION/ELEMENT DESCRIPTION	PAGE
U	MAA	MNFWIXX	VARIABLE	WIRE(SAFETY).INSERT THROUGH HOLE	55
U	MAA	MNFWOXX	VARIABLE	WIRE.OBTAIN FROM ROLL AND STRAIGHTEN	56
U	MAA	MNFWR01	184	WIRE(SAFETY).REMOVE FROM FIRST STATION.SINGLE STRAND	
U	MAA	MNFWR02	270	WIRE(SAFETY).REMOVE.DOUBLE STRAND.TWISTED. FIRST STATION	
U	MAA	MNFWR03	225	WIRE(SAFETY).REMOVE.DOUBLE STRAND.TWISTED ADDITIONAL STATION UP TO 6 INCHES APART	
U	MAA	MNFSXX	VARIABLE	WIRE(SAFETY).SECURE TO ANCHOR STATION WITH ONE TWIST BY HAND	
U	MAA	MNFWTXX	VARIABLE	WIRE(SAFETY).TWIST BETWEEN ANCHORS WITH SAFETY WIRE PLIERS.WIRE TO .0625 INCH DIAMETER	57
U	MAL	TNFSXX	TABLE	NAIL.SET AND DRIVE	
U	MAA	TNFPAXX	TABLE	PRESS(ANCHOR).ACTUATE TO INSTALL OR REMOVE PIN OR CYLINDRICAL PART	58
U	MAA	TNFWIXX	TABLE	WIRE(SAFETY).INSTALL.TWO-STRAND TWISTED BETWEEN UNOBSTRUCTED ANCHORS.WIRE TO .0625 INCH DIAMETER	60
U	MAA	SNFTCXX	VARIABLE	TAPE(PLASTIC).CUT PIECE FROM ROLL	61
U	MAA	SNFWIXX	VARIABLE	WIRE(SAFETY-CONTINUOUS).INSTALL	
J	MAA	SNFWRXX	VARIABLE	WIRE(SAFETY-CUNTINUOUS).REMOVE	
J	TAA	TCGNMXX	TABLE	NUMBERS.MULTIPLY(READ,TRANSPOSE)	
U	MAA	SCGDU01	492	DRAWER(FILING CABINET).UNLOCK.OPEN.CLOSE.AND LCK	62
U	MAA	SCGDU02	719	DRAWER(FILING CABINET).UNLOCK.OPEN.CLOSE.AND LCK	
U	MAA	BONCD01	35	CONTAINER.DUMP PARTS	
U	MAC	BCMP01	56	HOCK.PLACE IN PART.S-TYPE HOOK	
J	MAA	HOMUG01	38	OBJECT.GAIN CONTROL AFTER GET HANDFUL OF OBJECTS	
U	MAO	BOMPHXX	VARIABLE	PART.HANG WITH "S" HOOK	
J	MAA	BCMPSXX	VARIABLE	PARTS. SEPARATE BY PULLING	63
J	MAA	MCHRO01	37	BOOK.OPEN TO MARKED PAGE	
U	MAA	MCHBR01	203	HOOK.REMOVE FROM AND REPLACE IN OPEN BOOKCASE	
U	MAO	MCHCD01	129	CONTAINER.DUMP PARTS	
U	MAL	MOMCOXX	VARIABLE	CLIPBOARD.OBTAIN.AFFIX.OR REMOVE DOCUMENT AND ASIDE	
U	MAA	MCHDO01	108	DOOR(PASSAGE).OPEN AND CLUSE WITH DOORKNCS PUSH OR PULL REQUIRED TO OPEN DOOR	
J	MAA	MOMDO02	68	DOOR(PASSAGE).OPEN AND CLUSE WITH DOORKNOBS AND CLOSER MECHANISM.PUSH REQUIRED TO OPEN DOOR	
J	MAA	MCHDO03	90	DOOR(PASSAGE).OPEN AND CLOSE WITH DOORKNOB. PULL TO OPEN WITH AUTOMATIC CLOSER	64

DEFENSE WORK MEASUREMENT STANDARD TIME DATA
ELEMENT INDEX

OCCUP- ATION	QUALITY	DUNSTOP ELEMENT	TMU VALUE	OPERATION/ELEMENT DESCRIPTION	PAGE
U	MAA	MCHD004	75	DOOR(PASSAGE), OPEN AND CLOSE, NO LATCH, PUSH TO OPEN, WITH AUTOMATIC DOOR CLOSER	64
U	MAA	MCHD005	114	DOOR(PASSAGE), OPEN AND CLOSE, NO LATCH, PULL TO OPEN, WITH AUTOMATIC DOOR CLOSER	
U	MAA	MCHD006	91	DOOR(PASSAGE), OPEN AND CLOSE, QUICK RELEASE PUSH TO OPEN, WITH AUTOMATIC CLOSER	
U	MAA	MCHD007	127	DOOR(PASSAGE), OPEN AND CLOSE, QUICK RELEASE, PULL TO OPEN, WITH AUTOMATIC CLOSER	
U	MAA	MCHD008	75	DOOR(PASSAGE), OPEN AND CLOSE, TWO-WAY SWINGING	
U	MAA	MCHD009	111	DOOR(PASSAGE), OPEN, SLIDING	
U	MAA	MCHD010	138	DOOR(PASSAGE), CLOSE, SLIDING	
U	MAL	MCHDR01	463	DOOR(OVERHEAD), RAISE AND LOWER, MANUALLY	65
U	MAF	MCHDU01	143	DOOR(OFFICE), UNLOCK	
U	MAA	MCHF101	135	FUSE, INSTALL IN FUSE HOLDER/BLOCK	
U	MAA	MCHF001	83	FUSE, REMOVE FROM HOLDER/BLOCK	
U	MAA	MCHG0XX	VARIABLE	GATE(CONVEYOR), OPEN OR CLOSE, SINGLE GATE OR ONE SIDE OF DOUBLE GATE	
U	MAL	MCHMA01	197	HOOK, ATTACH AND DETACH TO/FROM ITEM	
U	MAO	MCHMR01	42	HOOK("S"), REMOVE FROM PART	
U	MAA	MCHLRXX	VARIABLE	LID, REMOVE AND REPLACE, TRASH CAN OR SIMILAR TO 24 INCHES DIAMETER	
U	MAA	MCHNG01	65	OBJECT, PENCIL, GET FROM SHIRT POCKET	66
U	MAA	MCHOP01	73	OBJECT, PLACE IN SHIRT POCKET, SUCH AS PENCIL, SCRIBE, OR SCALE	
U	MAF	MCHNS01	590	OBJECT(HEAVY), SLIDE ON FLOOR	
U	MAL	MCHPOXX	VARIABLE	OBJECT, PICK UP AND SET DOWN	
U	MAF	MCHPP01	180	PART, PICK UP AND SET DOWN	
U	MAO	MCHWP01	41	WIRE, PLACE THROUGH HOLE IN OBJECT	
U	MAA	TCHORXX	TABLE	OBJECT, REPOSITION AT WORKPLACE BY SLIDING OR LIFTING AND TURNING, OBJECT TO 50 POUNDS #FIGHT, TURN TO 180 DEGREES	67
U	MAA	TCHOTXX	TABLE	OBJECT, TURN ABOUT HORIZONTAL OR VERTICAL AXIS TO 180 DEGREES, OBJECT ATTACHED TO STAND OR FIXTURE, EFFECTIVE NET RESISTANCE(ENR) TO 20 POUNDS	
U	MAA	SCHHOXX	VARIABLE	HOOK, OBTAIN FROM OPEN SHELF AND RETURN	68
U	MAA	SCHCHXX	VARIABLE	OBJECT, HANG ON HOOK	
U	MAL	SCHPMXX	VARIABLE	PLYWOOD, MANHANDLE	
U	MAA	SCHPP01	123	PART, REMOVE WITH PRY TOOL	
U	MAC	MFAPA01	63	PAINT(GREASE OR VARNISH), APPLY WITH BRUSH	
U	MAA	MFAPSXX	VARIABLE	PAINT, SPRAY	69
U	MAA	MFAPSXX	VARIABLE	PAINT, SPRAY	

DEFENSE WORK MEASUREMENT STANDARD TIME DATA
ELEMENT INDEX

OCCUP- ATION	QUALITY	DWNSYDP ELEMENT	TMU VALUE	OPERATION/ELEMENT DESCRIPTION	PAGE
U	MAA	SPAAPXX	VARIABLE	PAINT, APPLY WITH BRUSH ATTACHED TO BOTTLE CAP	65
U	MAA	SPAPAXX	VARIABLE	PAINT, APPLY WITH BRUSH	
U	MAA	MPHDA01	212	DOCUMENT, ATTACH TO ITEM WITH RUBBER BAND	
U	MAA	MPHDD01	139	DOCUMENT, DETACH FROM ITEM AND UNROLL, DOCUMENT SECURED WITH RUBBER BAND	
U	MAA	MPHDR01	275	DOCUMENT, REMOVE FROM BAG, UNFOLD, FOLD, AND REPLACE IN BAG	70
U	MAA	MPHDR02	128	DOCUMENT, REMOVE FROM AND RETURN TO PLASTIC BAG	
U	MAA	BPKB001	25	BAG (PAPER), OPEN, PREPARATORY TO PLACE OBJECT IN BAG	
U	MAA	BPKCCXX	VARIABLE	CONTAINER (PLASTIC), CLOSE, SNAP-ON LID	
U	MAA	HPKCUXX	VARIABLE	CAN, OPEN WITH STATIONARY CRANK TYPE CAN OPENER	
U	MAA	BPKCH01	39	COVER, REMOVE FROM PLASTIC CONTAINER, SNAP ON COVER, 1-7 INCHES DIAMETER	
U	MAA	RPKEOXX	VARIABLE	ENVELOPE, OPEN BY TEARING END	71
U	MAA	RPKJC01	67	JAR, CLOSE, SCREW TYPE LID	
U	MAA	BPKJ001	64	JAR, OPEN, SCREW TYPE LID	
U	MAA	BPKTCXX	VARIABLE	TAPE, CUT WITH KNIFE TO OPEN PACKAGE, BOX, ETC.	
U	MAA	MPKROXX	VARIABLE	BOX, OPEN	
U	MAA	MPKBTXX	VARIABLE	BAG (PAPER), TEAR TO OPEN	72
U	MAA	MPKCCXX	VARIABLE	CAN (HERMETICALLY SEALED), CLOSE OR OPEN	
U	MAA	MPKCOXX	VARIABLE	CAN (METAL), OPEN WITH STATIONARY CRANK TYPE CAN OPENER, EMPTY CONTENTS, AND ASIDE CAN	
U	MAA	MPKCSXX	VARIABLE	CAN, SCREW CAP ON AND OFF	
U	MAA	MPKDD01	170	DRUM (STORAGE), OPEN	
U	MAA	MPKEOXX	VARIABLE	ENVELOPE (PARTS), OPEN AND REMOVE CONTENTS	
U	MAA	MPKJC01	109	JAR, CLOSE, LID SCREWED ON HAND TIGHT	73
U	MAA	MPKJ001	113	JAR, OPEN, SCREW TYPE LID	
U	MAA	MPKLC01	306	LID, CLOSE, PRY OPEN TYPE CAN TO 6 INCHES DIAMETER	
U	MAF	MPKL101	160	LID, INSTALL ON CAN	
U	MAA	MPKL102	1016	LID, INSTALL AND SEAL ON FIVE-GALLON CONTAINER, 16 PRY TABS	
U	MAA	MPKLPO1	382	LID, PRY OFF CAN TO 6-INCH DIAMETER	
U	MAC	MPKLR01	45	LID (BOX), REMOVE	
U	MAA	MPKLR02	744	LID, REMOVE FROM FIVE-GALLON CONTAINER, 16 PRY TABS	
U	MAA	MPKCU01	178	OBJECT, UNWAP	74
U	MAA	MPKSC01	158	STRING, CUT AND OPEN BAG	
U	MAA	YPKEOXX	TABLE	ENVELOPE, OPEN, EMPTY, AND ASIDE	

DEFENSE WORK MEASUREMENT STANDARD TIME DATA
ELEMENT INDEX

OCCUP- ATION	QUALITY	UNSTOP ELEMENT	TMU VALUE	OPERATION/ELEMENT DESCRIPTION	PAGE
U	MAA	TPKTCXX	TABLE	TAPE,CUT TO OPEN BOX,TAPE ON TWO SIDES AND MIDDLE OF BOX TOP	74
U	MAA	SPKCUXX	VARIABLE	CAN,OPEN AND CLOSE,PRY TYPE LID TO SIX INCHES DIAMETER	
U	MAA	TELOGXX	TABLE	OBJECT,GET,PLACE TO USE,AND PLACE ASIDE	75
U	MAA	TELOPXX	TABLE	OBJECT,PLACE WITH A COMBINATION OF MOVE AND/OR POSITION MOTIONS USING THE HAND(S) OR FINGERS	
U	TAA	HPTNCO1	47	NOZZLE(AEROSOL PAINT SPRAY CAN),CLEAR	76
U	TBA	IIDDNXX	VARIABLE	DIGIT(S)(MIXED NUMBER),READ & RETAIN	
U	MAF	UNDILO1	98	ITEM,LOCATE IN COLUMN STARTS-WITH BOOK OPEN TO DESIRED PAGE AND EYES	
U	TBA	IIDDNXX	VARIABLE	NUMBER,READ,FIHST OR ADDITIONAL,NO EYE TRAVEL	
U	MAA	BPDWIO1	7	WORD,READ,INDIVIDUAL WORD,ALPHA NUMERIC,OR NUMBER TO TRANSPOSE	
U	MAA	BPDWSO1	5	WORD(SEQUENCE),READ,PER WORD	
U	MAF	MRDPFO1	214	PAGE,FIND,IN MANUAL	
U	TBA	TRDDAXX	TABLE	DIGIT(S),ALPHA-NUMERIC,READ & RETAIN EYE TRAVEL TO & FROM NUMBER	77
U	TBA	TRDDNXX	TABLE	DIGIT(S),NUMERIC,READ & RETAIN,EYE TRAVEL TO & FROM NUMBER	
U	TBA	TRDNAXX	TABLE	NUMBER(S),ALPHA-NUMERIC,READ AND VERIFY,EYE TRAVEL FROM DOCUMENT TO DOCUMENT	
U	TBA	TRDNXX	TABLE	NUMBER(S),NUMERIC,READ & VERIFY,EYE TRAVEL FROM DOCUMENT TO DOCUMENT	78
U	MAF	TRDSSXX	TABLE	SHEET(S),SCAN FOR FAMILIAR REFERENCE POINT(S), LETTER SIZE SHEETS	
U	MAA	MSTCSXX	VARIABLE	COAT,SPRAY(AEROSOL)	79
U	MAA	BTFPMXX	VARIABLE	FASTENER(THREADED),TURN WITH FINGER MOVE ONLY	
U	MAA	BTFPSXX	VARIABLE	FASTENER(THREADED),TURN BY SHIRT GRASP AND MOVE WITH FINGERS	
U	MAF	BTFFTXX	VARIABLE	FASTENER(THREADED),TURN WITH FINGER, PER THREAD	
U	MAA	BTFNPO1	32	NUT,POSITION ON STUD	
U	MAO	BTFNPO2	57	NUT(SMALL),POSITION AND ENGAGE ON BOLT	
U	MAA	BTFBXX	VARIABLE	FASTENER(THREADED),START(BLIND)	80
U	MAA	BTFSSO1	10	FASTENER(THREADED),SPIN	
U	MAA	BTFVXX	VARIABLE	FASTENER(THREADED),START(VISIBLE)	
U	MAA	BFTYMO1	18	FASTENER(THREADED),TIGHTEN OR LOOSEN	
U	MAA	BTFWA01	24	WASHER,ALIGN TO NUT BEFORE STARTING TO POSITION ON BOLT/SCREW	
U	MAA	BTFWPXX	VARIABLE	WASHER,PLACE ON SCREW OR BOLT	
U	MAA	BTFWRXX	VARIABLE	FASTENER(THREADED),TURN WITH WRIST,PER REVOLU- TION	

DEFENSE WORK MEASUREMENT STANDARD TIME DATA
ELEMENT INDEX

OCCUP- ATION	QUALITY	DMSTOP ELEMENT	TMU VALUE	OPERATION/ELEMENT DESCRIPTION	PAGE
U	MAA	BTFWSXX	VARIABLE	FASTENER(THREADED).TURN WITH WRIST,SHIFT GRASP AND TURN	81
U	MAA	BTFWTXX	VARIABLE	FASTENER(THREADED).TURN WITH WRIST	
U	MAA	MTFCIXX	VARIABLE	CAP(OR PLUG).INSTALL,PLASTIC THREADED	
U	MAA	MTFCRXX	VARIABLE	CAP(OR PLUG).REMOVE PLASTIC THREADED	
U	MAA	MTFFQXX	VARIABLE	FASTENER(THREADED).GET(EASY)AND START(VISIBLE)	
U	MAA	MTFFIXX	VARIABLE	FASTENER(THREADED).INSTALL	
U	MAA	MTFFPXX	VARIABLE	FASTENER(THREADED).GET(JUMBLED)AND START(VISIBLE)	82
U	MAA	MTFFSXX	VARIABLE	FASTENER(THREADED).GET(JUMBLED SIMO) AND START(VISIBLE)	
U	MAA	MTFNPXX	VARIABLE	NUT AND WASHER,POSITION ON STUD	
U	MAA	MTFFP01	60	FASTENER(THREADED).POSITION IN HOLE	
U	MAA	MTFNP01	73	WASHER,PLACE ON BOLT OR SCREW	
U	MAA	MTFNP02	62	WASHER,PLACE IN ALIGNMENT WITH NUT PRIOR TO STARTING NUT ON THREADS	
U	MAA	TYFFIXX	TABLE	FASTENER(THREADED).INSTALL WITH HAND	83
U	MAA	TYFFRXX	TABLE	FASTENER(THREADED).REMOVE WITH HAND	
U	MAA	BTLBPXX	VARIABLE	BAR(PRY).USE	
U	MAA	BTLCUXX	VARIABLE	CHISEL(COLD).USE, FIRST OR ADDITIONAL BLOWS	
U	MAA	BTLFU01	37	FILE(OR HACKSAW).USE PER STROKE	
U	MAA	BTLMLXX	VARIABLE	HAMMER(LIGHT).STRIKE ONE BLOW	84
U	MAA	BTLHMXX	VARIABLE	HAMMER(MEDIUM).STRIKE ONE BLOW	
U	MAA	BTLMXX	VARIABLE	HATCHET.USE,STRIKE FIRST OR ADDITIONAL BLOW	
U	MAA	BTLKUXX	VARIABLE	KNIFE.USE,TO CUT OR SCRAPE,PER STROKE	
U	MAA	BTLMCXX	VARIABLE	MATERIAL,CUT ALONG STRAIGHTEDGE WITH KNIFE	
U	MAA	BTLPA01	72	PLIERS(VISE GRIP)ADJUST	
U	MAA	BTLPA02	75	PLIERS(SLIP JOINT).ADJUST	85
U	MAA	BTLPCXX	VARIABLE	PLIERS(CONVENTIONAL).USE TO CUT,CHIMP,OR GRIP AN OBJECT	
U	MAA	BTLPC03	65	PLIERS(VISE GRIP).CLOSE ON OBJECT AND OPEN TO REMOVE	
U	MAA	BTLSA01	132	SOCKET,ATTACH TO ADAPTER AND ATTACH ADAPTER TO HANDLE	
U	MAA	BTLSCXX	VARIABLE	SCREWDRIVER,CONVENTIONAL,USE	
U	MAA	BTLSD01	62	SOCKET,DISENGAGE FROM ADAPTER AND REMOVE ADAPTER FROM HANDLE	
U	MAA	BTLSRXX	VARIABLE	SCREWDRIVER,RATCHET,USE	86
U	MAA	BTLSSXX	VARIABLE	SCISSORS(OR SHEARS).CUT	
U	MAA	BTLSU01	31	SCREWDRIVER,USE FOR FINAL TIGHTEN OR INITIAL LOOSEN	

DEFENSE WORK MEASUREMENT STANDARD TIME DATA
ELEMENT INDEX

OCCUP- ATION	QUALITY	DUNSTOP ELEMENT	TMU VALUE	OPERATION/ELEMENT DESCRIPTION	PAGE
U	MAA	BTLDXX	VARIABLE	TAP(OR DIE), CUT ONE THREAD	86
U	MAA	BTLUXX	VARIABLE	TOOL USE (ADDITIVE FOR INSTALLATION OR REMOVAL OF SELF LOCKING FASTENERS)	
U	MAF	BTLWAO1	77	WRENCH, ADJUST, MONKEY OR CRESCENT	87
U	MAA	BTLMHXX	VARIABLE	HANDLE (PT), ENGAGE AND DISENGAGE OR USE TO TURN OBJECT	
U	MAA	BTLMXX	VARIABLE	BOLT (OR NUT), LOOSEN OR TIGHTEN WITH WRENCH	
U	MAO	BTLWP01	19	WRENCH (SPANNER), POSITION TO NUT AND REMOVE AFTER USE	
U	MAA	BTLWR01	26	RATCHET (AND SOCKET), ENGAGE ON AND DISENGAGE FROM PART	
U	MAA	BTLSXX	VARIABLE	HANDLE (SPEED), ATTACH TO AND REMOVE FROM PART OR TURN HANDLE ONE THREAD	
U	MAA	BTLWXX	VARIABLE	WRENCH, TORQUE, USE	88
U	MAA	BTLWUXX	VARIABLE	WRENCH (STRAP), USE (ATTACH TO OBJECT)	
U	MAA	BTLWU04	32	WRENCH (STRAP), USE (FINAL TIGHTEN OR INITIAL LOOSEN)	
U	MAA	BTLWU05	78	WRENCH (STRAP), USE, (MAKE ONE QUARTER TURN)	
U	MAA	BTLWU06	39	WRENCH (STRAP), USE, (REMOVE FROM OBJECT)	
U	MAL	MTLBU01	159	BAR (PINCH), USE	
U	MAW	MTLDAXX	VARIABLE	DIE (OR TAP), ASSEMBLE TO OR DISASSEMBLE FROM CHUCK OR HANDLE, HAND-HELD	89
U	MAA	MTLFLXX	VARIABLE	FASTENER (THREADED), LOOSEN WITH HAMMER OR MALLET	
U	MAO	MTLHRXX	VARIABLE	HOLE, REAM BY HAND	
U	MAL	MTLMCXX	VARIABLE	MATERIAL (CLGTH), CUT WITH SCISSORS	90
U	MAF	MTLPS01	97	PUNCH (CENTER), STRIKE	
U	MAA	MTLSC01	121	SOCKET, CHANGE, 1/4, 3/8, OR 1/2 INCH DRIVE WITH BALL AND SOCKET LOCK	
U	MAL	MTLSEXX	VARIABLE	STENCIL, CUT, ELECTRIC	
U	MAL	MTLSMXX	VARIABLE	STENCIL, CUT, MANUAL	
U	MAF	MTLSO01	99	SNIPS, OPEN, POSITION TO WORK, CLOSE AND PLACE ASIDE	91
U	MAO	MTLSTXX	VARIABLE	SCREW, TURN IN AND TIGHTEN OR LOOSEN AND TURN OUT WITH SCREWDRIVER	
U	MAF	MTLSU01	158	SHOVEL, USE TO MOVE LOOSE MATERIAL SUCH AS SAND OR GRAVEL	
U	MAF	MTLSU02	221	SHOVEL, USE	
U	MAW	MTLYC01	690	TUBING, CUT WITH HAND HELD TUBE CUTTER, COPPER OR ALUMINUM TUBING 1/8-1/2 INCH DIAMETER	
U	MAF	MTLYG01	69	TOOL (TWO HANDLES), GET AND ASIDE	
U	MAF	MTLYC01	77	TOOL, OBTAIN FROM OPEN TOOLBOX AND ASIDE TOY BOX OR BENCH TOP	

DEFENSE WORK MEASUREMENT STANDARD TIME DATA
ELEMENT INDEX

QUALITY ATTENTION	QUALITY	DOWNSTOP ELEMENT	TMU VALUE	OPERATION/ELEMENT DESCRIPTION	PAGE
U	MAF	MTLTR01	132	TOOL, REMOVE FROM AND RETURN TO BELT KIT	94
U	MAA	MTLWA01	397	WRENCH (TORQUE), ADJUST INDICATOR	
U	MAA	MTLWC01	96	WIRE, CUT WITH DIAGONAL PLIERS	
U	MAO	MTLWP01	31	WRENCH (HEX NUT DRIVER), POSITION TO NUT, REMOVE	
U	MAA	YTLFIXX	TABLE	FASTENER (THREADED), INSTALL WITH HAND TOOL	
U	MAA	YTLFRXX	TABLE	FASTENER (THREADED), REMOVE WITH HAND TOOL	
U	MAA	YTLFTXX	TABLE	FASTENER (THREADED), TIGHTEN OR LOOSEN ONE THREAD, WITH END WRENCH, ALLEN WRENCH OR SIMILAR	
U	MAL	YTLHUXX	TABLE	HAMMER, USE, STRIKE ONE BLOW	
U	MAA	YTLPLXX	TABLE	PART, LOOSEN WITH MALLET AND REMOVE	
U	MAA	YTLSPXX	TABLE	SCREWDRIIVER (SPIRAL), USE	
U	MAA	YTLWBXX	TABLE	WRENCH, USE, BOX END, OPEN END, ALLEN WRENCH OR SIMILAR	
U	MAA	YTLWRXX	TABLE	RATCHET, USE TO TURN PART	
U	MAA	STLFIXX	TABLE	FASTENER (THREADED), INSTALL	
U	MAA	STLFRXX	TABLE	FASTENER (THREADED), REMOVE	
U	MAA	STLFTXX	VARIABLE	FASTENER (THREADED), TORQUE WITH SNAP TYPE TORQUE WRENCH	
U	MAA	STLMTXX	VARIABLE	HOLE, TAP	
U	MAA	STLPPXX	VARIABLE	PUMP (PRESSURE), PUMP	10
U	MAO	STLRA01	572	REAMER, ASSEMBLE, POSITION, DISASSEMBLE	
U	MAA	STLRFXX	VARIABLE	FITTING (ZERK), REMOVE	
U	MAF	BTPWP01	54	WRENCH (IMPACT), POSITION TO BOLT OR NUT	
U	MAA	BTPWTXX	VARIABLE	WRENCH, TURN PART (POWER WRENCH, FREE RUNNING)	
U	MAL	MTPOPXX	VARIABLE	DRILL, POSITION FOR DRILLING, HAND HELD PORTABLE POWER DRILL	
U	MAA	MTPFIXX	VARIABLE	FASTENER (THREADED), INSTALL WITH POWER TOOL	
U	MAA	MTPFHXX	VARIABLE	FASTENER (THREADED), REMOVE WITH POWER TOOL	
U	MAA	MTPHCXX	VARIABLE	HOLE, COUNTERSINK OR DEBURR, 1/16 INCH DEPTH AND TO 5/8 INCH DIAMETER, ALUMINUM MATERIAL	
U	MAF	MTPT001	240	TOOL (ELECTRIC POWER), DISCONNECT AND WIND CORD AROUND TOOL	
U	MAF	MTPTP01	190	TOOL, PLACE IN CHUCK AND TIGHTEN	
U	MAF	MTPTR01	120	TOOL, REMOVE FROM CHUCK	
U	MAF	MTPTU01	216	TOOL (ELECTRIC POWER), UNWIND CORD AND CONNECT PLUG	
U	MAA	STPFIXX	VARIABLE	FASTENER (THREADED), INSTALL WITH POWER TOOL	
U	MAA	STPFHXX	VARIABLE	FASTENER (THREADED), REMOVE WITH POWER TOOL	
U	MAA	STPTI01	486	TOOL, INSTALL IN AND REMOVE FROM CHUCK OF PORTABLE DRILL MOTOR	

DEFENSE WORK MEASUREMENT STANDARD TIME DATA
ELEMENT INDEX

OCCUP- ATION	QUALITY	DUNSTOP ELEMENT	TMU VALUE	OPERATION/ELEMENT DESCRIPTION	PAGE
U	MAL	MVSPPO1	256	PART, PLACE IN AND REMOVE FROM VISE	107
U	MAA	MVSOAXX	VARIABLE	VISE (QUICK ACTING), LOOSEN OR TIGHTEN	
U	MAA	MVSRVXX	VARIABLE	VISE, ROTATE	
U	MAA	MVSTLXX		VISE, TIGHTEN OR LOOSEN BY HAND	
U	MAF	MVSTYXX	VARIABLE	TRIPPOD (WITH VISE), SET UP TO USE OR TAKE DOWN AFTER USE, EFFECTIVE NET WEIGHT TO 30 POUNDS	
U	MAF	MVSVCO1	291	VISE (BENCH), OPEN AND CLOSE (1/4 INCH)	
U	OBW	MVSVTO1	173	VISE, TIGHTEN AND LOOSEN WITH WRENCH	
U	MAA	BWHCRXX	VARIABLE	CABLE, ROUTE THROUGH FRAME OPENING	108
U	TUA	BWHGM01	221	GUN (SOLDER), HEAT TIP TO SOLDER TEMPERATURE	
U	MAA	BWHH001	20	HEAT SINK, OPEN AND CLOSE	
U	MAA	BWHIS01	49	INSULATION, STRIP FROM WIRE TO ONE INCH	
U	MAA	BWHITXX	VARIABLE	IRON (SOLDERING), TIN	
U	MAA	BWHLT01	VARIABLE	LACE, TIE CLOVE HITCH AND OVERHAND KNOT	109
U	MAA	BWHLU01	30	LACING (CORD), UNWIND FROM SPOOL PER FOOT	
U	MAA	BWHRWXX	VARIABLE	WIRE, ROUTE PAST POST, PIN OR OBSTRUCTION	
U	MAW	BWHRWXX	VARIABLE	WIRE, STRAIGHTEN WITH PLIERS	
U	MAA	BWHTLXX	VARIABLE	LEAD, TWIST ON TERMINAL	
U	MAA	BWHWRXX	VARIABLE	WIRE, BEND WITH PLIERS	
U	MAW	BWHWBO3	46	WIRE, BEND TO FORM LOOP USING PLIERS	110
U	MAA	BWHWBO4	18	WIRE, BEND UP TO 120 DEGREES WITH HANDS	
U	MAA	BWHWDO1	99	WIRE, DRESS INTO AN INSIDE CORNER	
U	MAA	BWHWRO1	20	WIRE, ROUTE IN CHANNEL OR AGAINST FRAME	
U	MAA	BWHWSXX	VARIABLE	WIRE, STRAIGHTEN BY HAND	
U	MAA	BWHWTXX	VARIABLE	WIRES, TWIST TO ROUTE THRU OPENING	111
U	MAA	BWHWTO3	32	WIRE, TWIST STRAND OF LEAD	
U	MAA	BWHWU01	64	WIRES-UNTWIST AFTER ROUTE THRU OPENING	
U	MAA	BWHCLXX	VARIABLE	CABLE, LACE WITH KNOT	
U	MAA	BWHMU01	320	HARNES, UNWRAP VINYL TAPE FROM 1-3 INCHES OF	
U	MAA	BWHHW01	2856	HARNES, WRAP 1-3 INCHES OF HARNES WITH 1/2 INCH VINYL TAPE-RESTRICTED	
U	MAA	BWHITXX	VARIABLE	IRON (SOLDERING), TIN BEFORE SOLDERING OR AFTER CLEANING	112
U	MAA	BWHLC01	43	LEAD, CHOOSE FROM WIRE BUNDLE	
U	MAA	BWHLDO1	198	LEAD, DRESS WITH PLIERS	
U	MAA	BWHLM01	144	LEAD (COMPONENT), MEASURE AND CUT TWO ENDS TO LENGTH	
U	MAA	BWHLM02	168	LEAD, MEASURE AND CUT TO LENGTH	

DEFENSE WORK MEASUREMENT STANDARD TIME DATA
ELEMENT INDEX

OCCUP- ATION	QUALITY	DWMSTOP ELEMENT	TMU VALUE	OPERATION/ELEMENT DESCRIPTION	PAGE
U	MAA	MWHL501	182	LEAD (COMPONENT), STRAIGHTEN WITH HANDS	112
U	MAA	MWHL701	51	LEAD, TWIST STRANDED WIRE BY HAND	
U	MAA	MWHLU01	35	LACING CORD, UNWIND ONE FOOT FROM SPOOL	
U	MAA	MWMA01	418	MARKER (E-Z CODE), APPLY	113
U	MAA	MWMSA01	202	SPAGHETTI, APPLY-MEASURE, CUT AND INSTALL	
U	MAA	MWSS01	22	SPAGHETTI, SLIDE	
U	MAA	MWHTM01	285	TERMINAL, MOUNT TO CHASIS	
U	MAA	MWHRWXX	VARIABLE	WIRE, ROUTE THROUGH WIRES	
U	MAA	MWHSXX	VARIABLE	WIRE, STRIP END	
U	TQA	MWHT01	76	WIRE, TIN LEAD END	
U	MAF	MWU01	15	WIRE (OR SOLDER), UNROLL FROM SPOOL, SIX INCH LENGTH	114
U	MAA	WRHLLXX	VARIABLE	LETTER, WRITE, LONGHAND	
U	MAA	WRHLPXX	VARIABLE	LETTER, PRINT, UPPER OR LOWER CASE	
U	MAA	WRM001	4	INSTRUMENT (WRITING), MOVE TO NEXT WORD WHEN WRITING LONGHAND, LOWER CASE	
U	MAA	WRN001	14	NUMERIC, WRITE, PER DIGIT	
U	MAA	WRPAXX	VARIABLE	PUNCTUATION, ANNOTATE	
U	MAA	WRSWXX	VARIABLE	SYMBOLS, WRITE	115
U	MAA	WRD0XX	VARIABLE	DATE (CALENDAR), WRITE	
U	MAL	WRSD01	224	SIGNATURE, WRITE LONGHAND, FIRST NAME, MIDDLE INITIAL, AND LAST NAME	
U	MAL	WRW0XX	VARIABLE	WORDS, WRITE OR PRINT, SEQUENCE OF FIVE WORDS	
U	MAA	WRNCXX	TABLE	NUMBER, COPY FROM SOURCE DOCUMENT	116
203	TAL	HTYCTXX	VARIABLE	CARRIAGE/BALL TRAVEL TIME FOR MANUAL, ELECTRIC OR BALL TRAVEL ON IBM SELECTRIC TYPEWRITER PER INCH OF TRAVEL	1
203	MAL	HTYKD01	4	KEY, DEPRESS, CONTINUOUS TYPE PER STROKE	
203	MAL	HTYKD02	5	KEY, DEPRESS, CONTINUOUS TYPE PER STROKE	
203	MAL	HTYL101	10	LINE, INDEX, ADDITIONAL, MANUAL TYPEWRITER	
203	MAL	HTYL102	4	LINE, INDEX, ADDITIONAL, ELECTRIC TYPEWRITER	
203	MAL	HTYPT01	31	PAGE, TURN, COPY MATERIAL TO BE TYPED	
203	MAL	HTYSA01	22	SWITCH, ACTUATE	
203	TAL	HTYSC01	20	SPACING, CONTINUOUS, ELECTRIC TYPEWRITER, MACHINE TIME ONLY PER INCH	
203	TAL	HTYTCXX	VARIABLE	TYPING, CONTINUOUS, DASH/UNDERLINE/ANY KEY, ELECTRIC TYPEWRITER	
203	MAL	MTYCP01	34	CARRIAGE/BALL POSITION, TO EXACT LINE USING ROLLER KNIFE FROM WITHIN 6 LINES OR 1 INCH	2
203	MAL	MTYCP02	60	CARRIAGE/BALL POSITION, TO EXACT LINE USING VARIABLE LINE SPACER FROM WITHIN 6 LINES OR 1 INCH	

DEFENSE WORK MEASUREMENT STANDARD TIME DATA
ELEMENT INDEX

OCCUP- ATION	QUALITY	DWMS STOP ELEMENT	TMU VALUE	OPERATION/ELEMENT DESCRIPTION	PAGE
203	MAL	MTYCP03	77	BALL, POSITION, TO EXACT LINE USING VARIABLE LINE SPACER FROM WITHIN 6 LINES OR 1 INCH	2
203	MAL	MTYCP04	13	CARRIAGE/BALL, POSITION, TO EXACT LINE FOR EACH ADDITIONAL 6 LINES OR 1 INCH	
203	MAL	MTYCP05	34	CARRIAGE, POSITION, TO EXACT SPACE ON SAME LINE	
203	MAL	MTYCP06	36	BALL, POSITION, TO EXACT SPACE ON SAME LINE	
203	MAL	MTYCHXX	VARIABLE	CARRIAGE/BALL, RETURN	3
203	MAL	MTYKSXX	VARIABLE	KEY, SHIFT, LOCK OR UNLOCK TYPEWRITER-MANUAL, ELECTRIC, & IBM SELECTRIC.	
203	MAL	MTYLTXX	VARIABLE	LINE, TYPE	
203	MAL	MTYMS01	42	MARGIN, SET, WITH MAGIC MARGIN OR MARGIN SET KEY OR VISIBLE SLIDING TYPE	
203	MAL	MTYNT01	14	ROLLER, TIGHTEN	
203	MAL	MTYSS01	22	SPACING, SET, SINGLE, DOUBLE OR TRIPLE LINE SPACING, MANUAL, ELECTRIC OR IBM SELECTRIC	4
203	MAL	MTYTCXX	VARIABLE	TYPING, CONTINUOUS, DEPRESS KEY & HOLD FOR 1 INCH OF TYPE, WITH FINAL POSITIONING BY 3 REPEATED DEPRESSIONS	
203	MAL	MTYTM01	348	TYPEWRITER, MOVE, FROM DESK SIDE WELL	
203	MAL	MTYTM02	459	TYPEWRITER, MOVE, INTO STORAGE IN SIDE DESK WELL	
203	MAL	MTYTH01	20	TAB, RELEASE/CLEAR, PER STOP, WITH UP TO NINE INCHES OF CARRIAGE/BALL TRAVEL, MANUAL, ELECTRIC OR IBM SELECTRIC TYPEWRITERS	
203	MAL	MTYTR02	57	TAB, RELEASE/CLEAR, ALL STOPS CONTINUOUSLY, MANUAL OR ELECTRIC TYPEWRITER	
203	MAL	MTYTS01	34	TAB, SET, POSITIONING CARRIAGE BY 4 TO 8 REPEAT- ED DEPRESSIONS OF SPACE BAR, MANUAL, ELECTRIC OR IBM SELECTRIC TYPEWRITER	5
203	MAL	MTYTS02	44	TAB, SET, WITH UP TO 1 INCH OF SPACING, IBM SELECTRIC TYPEWRITER	
203	MAL	TYTPSXX	TABLE	PAPER, SET-UP, SHEET(S) OF BOND/FORMS & CARBONS	
203	MAL	STYFTXX	VARIABLE	ENVELOPE, TYPE, MAILING ADDRESS	
206	MAL	HFLCLXX	VARIABLE	CARD, LOCATE, IN TAB INDEX FILE	6
206	MAL	HFLDLXX	VARIABLE	DOCUMENT, LOCATE, POSITION IN FOLDER CONTAINING DOCUMENTS-SIZE 8X10 TO A-1/2X14	
206	MAL	BFLFLXX	VARIABLE	FOLDER, LOCATE, POSITION IN FILE OF FOLDERS 9X12 OR 9X15 INCH SIZE	
206	MAL	MFLCH01	30	CARD, HANDLE, RAISE FROM FILE TO READ & PUSH BACK INTO FILE	
206	MAL	MFLCH02	36	CARD, HANDLE, REMOVE FROM FILE & SET ASIDE	7
206	MAL	MFLCH03	32	CARD, HANDLE, INSERT, INTO FILE	
206	MAL	MFLCH04	52	CARD, REMOVE FROM FILE AND TILT NEXT CARD	
206	MAL	MFLCH05	56	CARD, HANDLE, REPLACE IN FILE, NEXT CARD TILTED	
206	MAL	MFLCH06	42	CARD, HANDLE, REPLACE IN FILE, NEXT CARD TILTED	

DEFENSE WORK MEASUREMENT STANDARD TIME DATA
ELEMENT INDEX

OCCUP- ATION	QUALITY	DWNSTOP ELEMENT	TMU VALUE	OPERATION/ELEMENT DESCRIPTION	PAGE
206	MAL	MFLCP01	205	CARD, PLACE IN VISIBLE INDEX FILE (3X5 TO 8X11 INCH CARD)	7
206	MAL	MFLCR01	109	CARD, REMOVE FROM VISIBLE INDEX FILE (3X5 TO 8X11 INCH CARD)	
206	MAL	MFLCSXX	VARIABLE	CARDS, SORT BY HAND (PER CARD)	8
206	MAA	MFLDF01	36	DOCUMENT, FILING IN MANILA FOLDER	
206	MAL	MFLDS01	232	DOCUMENT, SUSPENSE, PLACE IN, REMOVE FROM FILE	
206	MAA	MFLFOXX	VARIABLE	FILE DRAWER, OPEN AND CLOSE, STANDARD UPRIGHT TYPE FILE, MULTI DRAWER	
206	MAL	TFLCHXX	TABLE	CARD(S), HANDLE, FILING 3X5 TO 5X9 INCH CARDS	9
206	MAL	TFLOHXX	TABLE	DOCUMENTS, HANDLE, SINGLE OR BATCH AT FILE LOCATION	
206	MAL	TFLFHXX	TABLE	FOLDERS, HANDLE, SINGLE OR BATCH AT FILE LOCATION	10
207	TAL	BRPMT01	29	MACHINE TIME, PHOTO-COPIER, EXPOSURE TIME PER DIAL SETTING	
207	TAL	BRPMT02	262	MACHINE TIME, PHOTO-COPIER, PRINT OUT TIME PER SINGLE COPY	
207	TAL	BRPMT03	277	MACHINE TIME, PHOTO-COPIER, PRINT OUT TIME PER COPY FOR MULTIPLE COPIES	
207	TAL	BRPMT04	204	MACHINE TIME, PHOTO-COPIER, PRINT OUT TIME FOR BOUND ORIGINALS	
207	TAL	BRPMT05	26	MACHINE TIME, PHOTO-COPIER, ROTATE FILM FOR BOUND ORIGINALS	
207	TAL	BRPMT06	17	MACHINE TIME, PHOTO-COPIER, MACHINE TIME TO READY FOR EXPOSURE FOR BOUND ORIGINALS	11
207	TAL	BRPMT07	2113	MACHINE TIME, WARM-UP, COLD MACHINE	
207	TAL	BRPMT08	1057	MACHINE TIME, WARM-UP, WARM MACHINE	
207	TAL	BRPMT09	703	MACHINE TIME, ELECTRO-STAT COPIER, EXPOSURE AND PRINT OUT TIME	
207	TAL	BRPMT10	128	MACHINE TIME, THERMO-FAX	
207	TAL	BRPMT11	368	MACHINE TIME, VERIFAX COPIER, EXPOSURE TIME	
207	TAL	BRPMT12	472	MACHINE TIME, VERIFAX COPIER, ACTIVATE TIME	
207	TAL	BRPMT13	727	MACHINE TIME, WARM-UP, XEROX COPIER	
207	TAL	BRPMT14	223	MACHINE TIME, EXPOSURE, XEROX COPIER	
207	TAL	BRPMT15	692	MACHINE TIME, PRINT OUT, XEROX COPIER	12
207	TAL	BRPMT16	32	MACHINE TIME, PRINT OUT, XEROX COPIER, ADDITIONAL PRINT OUT TIME FOR 14 INCH COPIES	
207	TAL	MRPSA01	1079	SWITCH, ACTUATE, START AND STOP, PHOTO-COPIER COLD MACHINE	
207	TAL	MRPSC01	735	SHEET, COPY, SINGLE, ORIGINAL-ONE COPY-APECO MODEL 171	
207	TAL	MRPSC02	336	SHEET, COPY, SINGLE, ORIGINAL ON 3M AUTOMATIC DRY PHOTO-COPIER, MODEL 209-SINGLE COPY ONLY	

OFFENSE WORK MEASUREMENT STANDARD TIME DATA
ELEMENT INDEX

OCCUP- ATION	QUALITY	DMSTOP ELEMENT	TMU VALUE	OPERATION/ELEMENT DESCRIPTION	PAGE
207	TAL	MRPSC03	74	SHEET,COPY,SINGLE,ORIGINAL,ON 3M AUTOMATIC DRY PHOTO-COPIER MODEL 209-MULTIPLE COPIES	12
207	TAL	MRPSC04	456	SHEET,COPY,SINGLE,BOUND ORIGINAL,PHOTO-COPIER 3M MODEL 209 DRY COPIER	
207	TAL	MRPSC05	153	SHEET,COPY,SINGLE,FROM ORIGINAL,3M THERMO-FAX SECRETARY MODEL	13
207	TAL	MRPSC06	1314	SHEET,COPY,SINGLE/FIRST COPY,VERIFAX MODEL 3	
207	TAL	MRPSC07	268	SHEET,COPY,ADDITIONAL, FROM SINGLE SHEET ORIGINAL,VERIFAX MODEL 3	
207	TAL	MRPSC08	1670	SHEET,COPY,SINGLE,-11 INCH SHEET,XEROX 914 COPIER	
207	TAL	MRPSC09	1702	SHEET,COPY,SINGLE,-14 INCH SHEET,XEROX 914 COPIER	
207	TAL	MRPSC10	1024	SHEET,COPY,SINGLE,ORIGINAL,ONE SIDE,11 INCH COPY AND MACHINE WARM,XEROX 914 COPIER	
207	TAL	MRPSC11	1061	SHEET,COPY,SINGLE,ORIGINAL,ONE SIDE,14 INCH COPY AND MACHINE WARM,XEROX 914 COPIER	14
207	TAL	MRPSC12	1962	SHEET,COPY,SINGLE,ORIGINAL,BOTH SIDES, 11 INCH FIRST COPY-COLD MACHINE, XEROX 914 COPIER	
207	TAL	MRPSC13	1994	SHEET,COPY,SINGLE,ORIGINAL,BOTH SIDES, 14 INCH FIRST COPY-COLD MACHINE,XEROX 914 COPIER	
207	TAL	MRPSC14	1321	SHEET,COPY,SINGLE,ORIGINAL,BOTH SIDES, 11 INCH SHEET, WARM MACHINE, XEROX 914 COPIER	
207	TAL	MRPSC15	1353	SHEET,COPY, SINGLE,ORIGINAL,BOTH SIDES,14 INCH SHEET,WARM MACHINE, XEROX 914 COPIER	
208	MAL	MFRD101	51	DECK,INSERT,MICROFILM CARTRIDGE INTO MICROFILM READER	
208	MAL	MFRD001	83	DECK,OBTAIN,MICROFILM CARTRIDGE FROM STORAGE FILE	
208	MAL	MFRDR01	34	DECK,REMOVE,MICROFILM CARTRIDGE FROM MICROFILM READER	15
208	MAL	MFRDS01	40	DECK,STORE, MICROFILM CARTRIDGE IN FILE	
208	TAL	MFRMA01	750	MICROFILM, ADVANCE, READER MACHINE, FILE TO DESIRED FRAME, PRINT, ETC.	
208	TAL	MFRMH01	332	MICROFILM,REWIND, READER MACHINE,FILE TO STOP POSITION, MACHINE TIME INCLUDED	
208	MAL	MFRSA01	23	SWITCH,ACTUATE,MICROFILM READER	
209	MAL	MIDDS01	26	DOCUMENT,STAMP,WITH AUTOMATIC TIME STAMP	
209	MAL	MIDDS02	31	DOCUMENT,STAMP,WITH MANUAL TYPE STAMP	
209	MAL	MIDDS03	47	DOCUMENT,STAMP,WITH RUBBER INK STAMP TO A CLOSE LOCATION,FIRST DOCUMENT	
209	MAL	MIDDS04	62	DOCUMENT,STAMP,WITH RUBBER INK STAMP TO A CLOSE LOCATION,EACH ADDITIONAL UP TO FIVE DOCUMENTS AND ASIDE	16
209	MAL	MIDDS05	35	DOCUMENT,STAMP WITH RUBBER INK STAMP TO AN APPROXIMATE LOCATION,FIRST DOCUMENT	
209	MAL	MIDDS06	55	DOCUMENT,STAMP,WITH RUBBER INK STAMP TO AN APPROXIMATE LOCATION,EACH ADDITIONAL UP TO FIVE DOCUMENTS AND ASIDE	

DEFENSE WORK MEASUREMENT STANDARD TIME DATA
ELEMENT INDEX

OCCUPATION	QUALITY	DWSTDP ELEMENT	TMU VALUE	OPERATION/ELEMENT DESCRIPTION	PAGE
209	MAL	MIDDS07	27	DOCUMENT, STAMP, WITH A PLUNGER TYPE NUMBERING INK STAMP TO A CLOSE LOCATION, FIRST DOCUMENT	16
209	MAL	MIDDS08	78	DOCUMENT, STAMP, WITH A PLUNGER TYPE NUMBERING INK STAMP TO A CLOSE LOCATION, ADDITIONAL DOCUMENTS AND ASIDE	
209	MAL	MIDDS09	21	DOCUMENT, STAMP, WITH A PLUNGER TYPE NUMBERING INK STAMP TO AN APPROXIMATE LOCATION, FIRST DOCUMENT	
209	MAL	MIDDS10	65	DOCUMENT, STAMP, WITH A PLUNGER TYPE NUMBERING INK STAMP TO AN APPROXIMATE LOCATION, ADDITIONAL DOCUMENT AND ASIDE	17
209	MAL	MIDLA01	226	LABEL, ATTACH, GUMMED FOLD TYPE TO FOLDER OR CARD STOCK	
209	MAL	MIDLA02	144	LABEL, ATTACH, GUMMED FLAT TYPE TO FOLDER, CARD STOCK OR PACKAGE	
209	MAL	MIDLA03	135	LABEL, ATTACH, FLAT PRESSURE SENSITIVE TYPE TO FOLDER, CARD STOCK OR PACKAGE	
209	MAL	MIDLA04	112	LABEL, ATTACH, DYMO TAPE WRITER, TO SURFACE AT AN APPROXIMATE LOCATION	
209	MAL	MIDLCO1	204	LABEL, CUT, TO LENGTH, DYMO TAPE WRITER	
209	MAL	MIDLPO1	51	LABEL, PREPARE, PER CHARACTER DYMO TAPE WRITER	
209	MAL	MIDLS01	41	LABEL, SPACING, BETWEEN WORDS OR CHARACTERS, DYMO TAPE LABEL WRITER	18
209	MAL	MIDPO01	52	PAD, OPEN/CLOSE, INK	
209	MAL	MIDTA01	68	TAB, ATTACH, METAL SIGNAL, TO CARD STOCK	
209	MAL	MIDTA02	76	TAB, ATTACH, METAL SIGNAL, TO FOLDER OR DIVIDER	
209	MAL	MIDTA03	156	TAB, ATTACH, EITHER FOLDED (UP TO 3 INCHES LONG) OR ROUND PROJECTION TYPE GUMMED INDEX, TO CARD STOCK OR SHEET	
209	MAL	BOGCMXX	VARIABLE	CHAIR, MOVE, WITH CASTERS, WHILE SITTING	
209	MAL	BOGCTXX	VARIABLE	CHAIR, TURN, SWIVEL CHAIR	
209	TAL	BOGMA01	28	MANUAL ADDITION, PER DIGIT, AFTER FIGURES HAVE BEEN TRANSCRIBED FOR COMPUTATION	
209	TAL	BOGMXX	VARIABLE	MANUAL MULTIPLICATION	19
209	TAL	BOGMS01	24	MANUAL SUBTRACTION, PER DIGIT, AFTER FIGURES HAVE BEEN TRANSCRIBED FOR COMPUTATION	
209	TAL	BOGTCXX	VARIABLE	TELEPHONE, CONVERSATION, TIME	
209	MAL	BOGTD01	34	TELEPHONE, DIAL, ONE DIGIT	
209	TAL	BOGTIXX	VARIABLE	TELEPHONE, IDENTIFICATION	
209	TAL	BOGTL01	39	TELEPHONE, LISTEN, FOR BUSY SIGNAL, DIAL TO BE, OR PARTY ALREADY ON LINE	
209	TAL	BOGTL02	209	TELEPHONE, LISTEN, FOR PARTY TO ANSWER RING	20
209	MAL	MCGARXX	VARIABLE	ARTICLE, REMOVE, FROM A DESK DRAWER	
209	MAA	MCGBA01	74	HOOKCASE, ACCESS, OPEN OR CLOSE GLASS DOOR	
209	MAL	MCGCC01	66	CABINET, CLOSE, 2 DOOR STORAGE, WITH BOTH HANDS EMPTY, OR WITH ONE HAND HOLDING OBJECT WEIGHING LESS THAN 2.5 LBS.	

DEFENSE WORK MEASUREMENT STANDARD TIME DATA
ELEMENT INDEX

OCCUP- ATION	QUALITY	DWNSTOP ELEMENT	TMU VALUE	OPERATION/ELEMENT DESCRIPTION	PAGE
209	MAL	MCGC001	49	CABINET, OPEN, 2 DOOR STORAGE, WITH BOTH HANDS EMPTY, OR WITH ONE HAND HOLDING OBJECT WEIGHING LESS THAN 2.5 LBS.	20
209	MAL	MCGDCXX	VARIABLE	DRAWER, CLOSE, DESK, ALL SIDES & CENTER	
209	MAL	MCGDOXX	VARIABLE	DRAWER, OPEN, DESK, ALL SIDES AND CENTER	
209	MAL	MCGNCXX	VARIABLE	NUMBER/DIGIT, COPY, MANUALLY	21
209	MAL	MCGTCXX	VARIABLE	TELEPHONE, CALL	
209	MAL	TCGMNXX	TABLE	MANUAL MULTIPLICATION, FIRST AND ADDITIONAL DIGITS	
209	MAL	MPPBC01	30	BINDER, CLOSE, 2-3 RING LOOSE LEAF TYPE	22
209	MAL	MPPBC02	143	BINDER, CLOSE, TECHNICAL ORDER TYPE WITH RING AND CENTER POST LOCKING MECHANISM	
209	MAL	MPPBC03	217	BINDER, CLOSE, 4 POST TYPE, WITH SCREW AND LEVER LATCH MECHANISM	
209	MAL	MPPBC04	159	BINDER, CLOSE, 2 POST LEDGER TYPE WITH KEY LOCKING MECHANISM	
209	MAL	MPPBC05	118	BINDER, CLOSE, 2 POST LEDGER TYPE WITH THUMB ACTUATED LATCH BAR MECHANISM	
209	MAL	MPPBC06	115	BINDER, CLOSE, 2 POST LEDGER TYPE, WITH BUTTON TYPE LATCH MECHANISM	
209	MAL	MPPB1XX	VARIABLE	BAND, INSTALL, RUBBER, ON BUNDLE OR ROLL	
209	MAL	MPPB001	26	BINDER, OPEN, 2-3 RING LOOSE LEAF TYPE	
209	MAL	MPPB002	128	BINDER, OPEN, TECHNICAL ORDER TYPE RING AND CENTER POST LOCKING MECHANISM	23
209	MAL	MPPB003	126	BINDER, OPEN, 4 POST TYPE, WITH SCREW AND LEVER LATCH MECHANISM	
209	MAL	MPPB004	137	BINDER, OPEN, 2 POST LEDGER TYPE WITH KEY LOCKING MECHANISM	
209	MAL	MPPB005	76	BINDER, OPEN, 2 POST LEDGER TYPE WITH THUMB ACTUATED LATCH BAR AND MECHANISM	
209	MAL	MPPB006	89	BINDER, OPEN, 2 POST LEDGER TYPE WITH BUTTON TYPE LATCH MECHANISM	
209	MAL	MPPB1XX	VARIABLE	BAND, REMOVE, RUBBER, FROM BUNDLE OR ROLL	
209	MAL	MPPCA01	36	CLIP, ATTACH, SPRING TYPE BINDER, TO PAPERS 1/4 TO 1 INCH CAPACITY	
209	MAL	MPPCA02	29	CLIP, ATTACH, GEN OR IDEAL PATTERN PAPER CLIP TO PAPERS-UP TO 1-3/4 INCH WIDE AND 2-1/2 INCH LONG	
209	MAL	MPPCH01	28	CLIP, REMOVE, SPRING TYPE BINDER FROM PAPERS 1/4 TO 1 INCH CAPACITY	24
209	MAL	MPPCH02	16	CLIP, REMOVE, GEN OR IDEAL PATTERN PAPER CLIP FROM PAPERS UP TO 1-3/4 INCH WIDE AND 2-1/2 INCH LONG	
209	MAL	MPPFAXX	VARIABLE	FASTENER, ATTACH, ACCO TYPE	
209	MAL	MPPFC01	30	FASTENER, CLOSE, 2-3/4 INCH ACCO TYPE, WITHOUT LOCKSTRAP AND PROMOS BENT OUTWARD	

DEFENSE WORK MEASUREMENT STANDARD TIME DATA
ELEMENT INDEX

OCCUPATION	QUALITY	DWNSDTP ELEMENT	TMU VALUE	OPERATION/ELEMENT DESCRIPTION	PAGE
209	MAL	MPPFC02	192	FASTENER,CLOSE,2-3/4 OR 8-1/2 INCH ACCO TYPE WITH LOCKSTRAP AND WITH OVERLAPPING PRONGS	24
209	MAL	MPPFOXX	VARIABLE	FASTENER,OPEN,2-3/4 OR 8-1/2 INCH ACCO TYPE	
209	MAL	MPPFO03	34	FASTENER,OPEN,2-3/4 INCH ACCO TYPE WITHOUT LOCKSTRAP AND PRONGS BENT OUTWARD	
209	MAL	MPPFP01	44	FASTENER,PREPARE,2-3/4 OR 8-1/2 INCH ACCO TYPE FOR ATTACHMENT	25
209	MAL	MPPHP01	14	HANDLES,PLACE,BINDER CLIP,IN DOWN POSITION	
209	MAL	MPPHP02	48	HANDLES,PLACE,BINDER CLIP,IN UP POSITION	
209	MAL	MPPSIXX	VARIABLE	SHEET(S),INSERT,1-25 SHEETS IN BINDER/FASTENER	
209	MAL	MPPSRXX	VARIABLE	SHEET(S),REMOVE,FROM BINDER	
209	MAL	TPFDSXX	TABLE	DOCUMENTS,STAPLE	
209	MAL	BPHCA01	78	CARDS/PAPERS,ALIGN,50 CARDS OR PAPERS 8X12 IN. SIZE-APPROXIMATE ALIGNMENT LYING ON FLAT SURFACE	26
209	MAL	BPHCM01	37	CARDS,HANDLE,PICKUP FROM FLAT SURFACE,LOOSELY STACKED,UP TO 25 CARDS IN BATCH	
209	MAL	BPHCM02	52	CARDS,HANDLE,PICKUP FROM FLAT SURFACE WITH TWO HANDS,LOOSELY STACKED,25-50 CARDS IN BATCH	
209	MAL	BPHCJ01	15	CARDS/PAPERS,JUSTLE,ONE TIME,ANY SIZE	
209	MAL	BPHDTXX	VARIABLE	DOCUMENT(S),TURN,WITH BOTH HANDS	
209	MAL	BPHSH01	31	SHEETS,HANDLE,BATCH PICK UP,ANY SIZE,FROM FLAT SURFACE WITH ONE HAND-UP TO 25 PAPERS LOOSELY STACKED	
209	MAL	BPHSH02	41	SHEETS,HANDLE,BATCH PICK UP,ANY SIZE,FROM FLAT SURFACE WITH TWO HANDS-25-50 PAPERS,LOOSELY STACKED	27
209	MAL	MPHDF01	190	DOCUMENT,FOLD,THRU 8 1/2 X 15 INCH SIZE,TWO FOLDS	
209	MAL	MPHDIXX	VARIABLE	DOCUMENT(S),INSERT,IN ENVELOPES	
209	MAL	MPHD001	62	DOCUMENT(COPY,DRAFT),OBTAIN,FROM DESK DRAWER	
209	MAL	MPHD002	32	DOCUMENT(COPY,DRAFT),OBTAIN,AND MOVE TO WORK-PLACE/TYPewriter	
209	MAL	MPHDRXX	VARIABLE	DOCUMENT(S),REMOVE,FROM ENVELOPE	28
209	MAL	MPHDSXX	VARIABLE	DOCUMENT, SORT, SHEETS/PAGES, BY HAND	
209	MAL	MPHDU01	48	DOCUMENT,UNFOLD,THRU 8 1/2 X 15 INCH SIZE, TWO FOLDS	
209	MAL	MPHED01	76	ENVELOPE, OPEN,MAILING TYPE	
209	MAL	MPHESXX	VARIABLE	ENVELOPE, SEAL,GUMMED FLAP	
209	MAL	MPHID01	105	ITEM,DELETE,ON WORK SHEET/DOCUMENT	
209	MAL	MPHLC01	31	LATCH,CLOSE, ON HANDLE OF GUILLOTINE PAPER CUTTER	29
209	MAL	MPHL001	38	LATCH, OPEN,ON HANDLE OF GUILLOTINE PAPER CUTTER	

DEFENSE WORK MEASUREMENT STANDARD TIME DATA
ELEMENT INDEX

OCCUP- ATION	QUALITY	DEMOSTOP ELEMENT	TNU VALUE	OPERATION/ELEMENT DESCRIPTION	PAGE
209	MAL	MPHPP01	23	PAGE/SHEET, FLIP, CORNER OF CARD OR PAPER TO TURN, REMOVE, COUNT OR SEARCH	29
209	MAL	MPHSCXX	VARIABLE	SHEET(S), CUT, ON 15X15 INCH GUILLOTINE TYPE PAPER CUTTER	
209	MAL	MPHSP01	61	SHEET(S), PUNCH, HOLES	
209	MAL	MPHSSXX	VARIABLE	SHEET(S), SEPARATE, ALONG PERFORATION	
209	MAL	TPHDAXX	TABLE	DOCUMENTS, ALIGN, BATCH, CARDS/SHEETS (PAPERS)	30
209	MAL	TPHFSXX	TABLE	FORM(S), SEPARATE, INTERLEAVED, AND PULL SHEET(S)/CARBON(S)	
209	MAL	TPHSSXX	TABLE	SHEET(S), SEPARATE, FROM PERFORATED BORDER OF MULTI-SHEET(S) FORM LISTING	
209	MAL	TPHSTXX	TABLE	SHEET(S), TEAR, FROM GLUED PAD	31
209	MAL	BTYPA01	33	PAPER, ASIDE, FINISHED	
213	MAL	MACRPIX	VARIABLE	BUTTON, PUSH, CONTROL TYPE SWITCH	
213	MAL	MACRPO4	69	BUTTONS, PUSH, CONTROL, MULTIPLE SET	
213	MAL	MACRPOS	64	BUTTONS, PUSH, CONTROL SET LINE PRINT CONTROL	
213	MAL	NDMBD01	25	BRUSH-HOLDER, DISENGAGE, CONTROL TAPE (IBM ACCTG MACHINE)	
213	MAL	NDMCA01	32	CLUTCH, ADJUST, PLATEN	
213	MAL	NDMCC01	33	COVER, CLOSE, CARRIAGE-CONTROL TAPE (IBM ACCTG MACHINE)-CLOSE CARRIAGE COVER	32
213	MAL	NDMCH01	40	CARDS, HANDLE, (IBM ACCTG MACHINE) REMOVE CARDS FROM HOPPER	
213	MAL	NDMCH02	70	CARDS, HANDLE, (IBM ACCTG MACHINE) REMOVE CARDS FROM TRAY	
213	MAL	NDMCH03	54	CARDS, HANDLE, (IBM ACCTG MACHINE) REMOVE CARDS FROM RACK (1 HAND)	
213	MAL	NDMCH04	117	CARDS, HANDLE, (IBM ACCTG MACHINE) REMOVE CARDS FROM RACK (2 HANDS)	
213	MAL	NDMCH05	30	CARDS, HANDLE, (IBM ACCTG MACHINE)-REMOVE CARDS FROM ONE POCKET	
213	MAL	NDMCH06	60	CARDS, HANDLE, (IBM ACCTG MACHINE) REMOVE CARDS FROM STACK AT BOTTOM OF MACHINE	
213	MAL	NDMCH07	130	CARDS, HANDLE, (IBM ACCTG MACHINE) PLACE CARDS IN HOPPER	
213	MAL	NDMCH08	66	CARDS, HANDLE, (IBM ACCTG MACHINE) - PLACE CARDS IN TRAY	33
213	MAL	NDMCH09	52	CARDS, HANDLE, PLACE CARDS IN RACK	
213	MAL	NDMCH10	20	CARDS, HANDLE, PLACE CARDS ON MACHINE TOP	
213	MAL	NDMCH11	135	CARDS, HANDLE, PAN NEW CARDS	
213	MAL	NDMCH12	78	CARDS, HANDLE, VERIFY SEVERAL (3 TO 9) CARDS	
213	MAL	NDMCH13	42	CARDS, HANDLE, COMPARE 2 CARDS	
213	MAL	NDMCH14	46	CARDS, HANDLE, ASSEMBLE CARDS AND CHECK	

DEFENSE WORK MEASUREMENT STANDARD TIME DATA
ELEMENT INDEX

OCCUP- ATION	QUALITY	DMSTOP ELEMENT	TMU VALUE	OPERATION/ELEMENT DESCRIPTION	PAGE
213	MAL	MDMCH15	51	CARDS,HANDLE, SORT CARDS TO CORRECT SEQUENCE	33
213	MAL	MDMCRO1	36	COVER,RAISE,CARRIAGE-CONTROL TAPE (IBM ACCTG MACHINE)	
213	MAL	MDMCSXX	VARIABLE	COLUMN-SORT,SET, FIRST AND OTHER (IBM SORTING MACHINES)	34
213	MAL	MDMMH01	145	MATERIALS,HANDLE,DATA MACHINE	
213	MAL	MDMPA01	95	PAPER,ALIGN,IN ROLLERS-CONTROL TAPE (IBM ACCTG MACHINE)	
213	MAL	MDMPHXX	VARIABLE	PAPER,HANDLE,REMOVE AND INSTALL PAPER (IBM ACCTG MACHINE) ENGAGE AND DISENGAGE PAPER BRAKE	
213	MAL	MDMPH03	35	PAPER,HANDLE,REMOVE AND INSTALL PAPER (IBM ACCTG MACHINE) REMOVE CARRIAGE BAR	
213	MAL	MDMPH04	85	PAPER,HANDLE,REMOVE & INSTALL PAPER (IBM ACCTG MACHINE) INSTALL CARRIAGE BAR	
213	MAL	MDMPH05	172	PAPER,HANDLE,REMOVE & INSTALL PAPER (IBM ACCTG MACHINE) WALK AROUND MACHINE	
213	MAL	MDMPH06	133	PAPER,HANDLE,REMOVE & INSTALL PAPER (IBM ACCTG MACHINE) REMOVAL OF PAPER	
213	MAL	MDMPH07	39	PAPER,HANDLE,REMOVE & INSTALL PAPER (IBM ACCTG MACHINE) PLACE PAPER ON MACHINE	35
213	MAL	MDMPH08	25	PAPER,HANDLE,REMOVE & INSTALL PAPER (IBM ACCTG MACHINE) OPEN PAPER GUIDES	
213	MAL	MDMPH09	83	PAPER,HANDLE,REMOVE & INSTALL PAPER (IBM ACCTG MACHINE)-SLIDE PAPER UNDER LEVER & ROLLER	
213	MAL	MDMPH10	70	PAPER, HANDLE,REMOVE & INSTALL PAPER (IBM ACCTG MACHINE) POSITION PAPER GUIDE TO PAPER	
213	MAL	MDMPT01	62	PLATEN,TURN,KNOB	
213	MAL	MDMSUXX	VARIABLE	MACHINE,SET-UP,REPLACE CONTROL PANEL IN SMALL OR LARGE BOARD RACK	
213	MAL	MDMSU03	235	MACHINE,SET-UP,GET CONTROL PANEL FROM CABINET	
213	MAL	MDMSU04	123	MACHINE,SET-UP,OBTAIN CONTROL PANEL FROM SMALL BOARD RACK	
213	MAL	MDMSU05	134	MACHINE,SET-UP, GET CONTROL PANEL FROM LARGE BOARD RACK	36
213	MAL	MDMSU06	194	MACHINE,SET-UP,REPLACE CONTROL PANEL IN DESK TYPE CABINET	
213	MAL	MDMSU07	80	MACHINE,SET-UP(IBM 402 CONTROL PANEL)-OPEN GATE OPERATION	
213	MAL	MDMSU08	59	MACHINE,SET-UP(IBM 402 CONTROL PANEL) REMOVE BOARD OPERATION	
213	MAL	MDMSU09	117	MACHINE,SET-UP (IBM 402 CONTROL PANEL) INSTALL BOARD	
213	MAL	MDMSU10	89	MACHINE,SET-UP (IBM 402 CONTROL PANEL) CLOSE GATE	
213	MAL	MDMSU11	52	MACHINE,SET-UP(IBM 519 CONTROL PANEL)REMOVE GATE OPERATION	

DEFENSE WORK MEASUREMENT STANDARD TIME DATA
ELEMENT INDEX

OCCUP- ATION	QUALITY	DUNSTOP ELEMENT	TMU VALUE	OPERATION/ELEMENT DESCRIPTION	PAGE
213	MAL	NDMSU12	72	MACHINE,SET-UP (IBM 519 CONTROL PANEL) REMOVE BOARD OPERATION	36
213	MAL	NDMSU13	114	MACHINE,SET-UP (IBM 519 CONTROL PANEL) INSTALL BOARD	37
213	MAL	NDMSU14	92	MACHINE,SET-UP(IBM 519 CONTROL PANEL)-CLOSE GATE OPERATION	
213	MAL	NDMSU15	55	MACHINE,SET-UP,OPEN GATE TO REMOVE AND INSTALL CONTROL PANEL BOARD	
213	MAL	NDMSU16	44	MACHINE,SET-UP,REMOVE CONTROL PANEL BOARD	
213	MAL	NDMSU17	98	MACHINE,SET-UP,INSTALL CONTROL PANEL BOARD	
213	MAL	NDMSU18	75	MACHINE,SET-UP,CLOSE CONTROL PANEL GATE	
213	MAL	NDMTH01	60	TRAYS,HANDLE,(IBM ACCTG MACHINE) UNLOCK TRAY FASTENER	
213	MAL	NDMTH02	27	TRAYS,HANDLE,(IBM ACCTG MACHINE) - LOCK TRAY FASTENER	
213	MAL	NDMTH03	83	TRAYS,HANDLE,(IBM ACCTG MACHINE) REMOVE TRAY	38
213	MAL	NDMTH04	30	TRAYS,HANDLE,(IBM ACCTG MACHINE) PUT TRAY DOWN	
213	MAL	NDMTH05	31	TRAYS,HANDLE,(IBM ACCTG MACHINE)-PICK UP TRAY	
213	MAL	NDMTH06	95	TRAYS,HANDLE,(IBM ACCTG MACHINE)-PLACE TRAY IN FILE DRAWER	
213	MAL	NDMTR01	77	TAPE,REMOVE,OLD CONTROL TAPE (IBM ACCTG MACHINE)	
213	MAL	NDMVT01	26	VERNIER,TURN,KNOB	
213	MAL	DKPCH01	44	CARD, MOVE, TO HOPPER	
213	MAL	RKPC01	44	CARD,REMOVE,FRON RELEASE HOPPER	
213	MAL	UKPCS01	31	CARD,SIGHT-CHECK,PUNCHED	
213	MAL	RKPKD01	5	KEY, DEPRESS	39
213	TAL	HKPMTXX	VARIABLE	MACHINE TIME, DUPLICATE OR SKIP COLUMN(S)	
213	MAL	HKPHD01	29	REGISTER KEY, DEPRESS	
213	FAL	UKPAT01	6	REACTION TIME,PER OCCURRENCE OF AUTOMATIC SKIP OR DUPLICATION	
213	MAL	MKPLU01	30	CARD,BATCH, SET-UP, REPLACE I.D. CARD	
213	MAL	MKPC02	53	CARD, BATCH,SET-UP, PLACE BLANK CARD BEHIND DECK	
213	MAL	MKPC0XX	VARIABLE	CARD,DUPLICATE, 20 COLUMNS	40
213	MAL	MKPC03	11	CARD,SKIP, OR DUP, MANUALLY, EACH OCCURRENCE DURING CARD PUNCHING,	
213	MAL	MKPCG01	49	CARD, GET, NEW PROGRAM	
213	MAL	MKPCI01	47	CARD,INSERT,MANUALLY,INTO READ OR PUNCH STATION OF CARD RD.	
213	MAL	MKPCM01	128	CARDS, MEASURE, KEYPUNCH	

DEFENSE WORK MEASUREMENT STANDARD TIME DATA
ELEMENT INDEX

OCCUP- ATION	QUALITY	DWSTOP ELEMENT	TMU VALUE	OPERATION/ELEMENT DESCRIPTION	PAGE
213	MAL	MKPC001	69	CARDS, OBTAIN, HANDFUL (AVG 200 CARDS) FROM A STANDARD 2000 COUNT EAM CARD BOX	40
213	MAL	MKPC01	139	CARD, PLACE, PROGRAM, ONTO IBM MACHINE PROGRAM DRUM	41
213	MAL	MKPCR01	60	CARD, REMOVE, PROGRAM, FROM IBM MACHINE PROGRAM DRUM	
213	MAL	MKPCS01	42	CARD, SLOT, PLACE OLD CARD IN	
213	MAL	MKPDAD1	116	CARDS, ALIGN, DECK, INTO A PRECISE BLOCK	
213	MAL	MKPDO01	160	DECK, CHECK, CARD, BY RIFFLING	
213	MAL	MKPD101	106	DRUM, INSTALL, PROGRAM TYPE ON IBM CARD PUNCH MACHINE	
213	MAL	MKPDHXX	VARIABLE	DRUM, MOVE, OPEN AND CLOSE CARD CABINET	42
213	MAL	MKPDRO1	91	DRUM, REMOVE, PROGRAM TYPE, FROM IBM CARD PUNCH MACHINE	
213	MAL	MKPD5XX	VARIABLE	DECK, SIGHT-CHECK, CARD PUNCHING	
213	MAL	MKPD7XX	VARIABLE	DOCUMENT, TURN, ASIDE SOURCE DOCUMENT	
213	MAL	MKPHL01	126	HOPPER, LOAD, HORIZONTAL TYPE, WITH DECK OF CARDS	
213	MAL	MKPHU01	47	HOPPER, UNLOAD, HORIZONTAL TYPE CARD	
213	MAL	MKPOP01	15	X/OVERPUNCH	43
213	MAL	MKPRDXX	VARIABLE	DATA, READ, (ADDITIONAL DATA UNIT) FROM SOURCE DOCUMENT	
216	TAL	BCAUDXX	VARIABLE	BAR, DEPRESS, OF 10 KEY ADDING OR CALCULATOR MACHINE	
216	MAL	BCAKD01	5	KEY, DEPRESS, ADDING MACHINE OR CALCULATOR	
216	MAL	BCAKD02	3	KEY, DEPRESS, 10 KEY ADDING OR CALCULATING MACHINE, USED 1 OR MORE HOURS PER DAY	
216	MAL	BCAKD03	15	KEY, DEPRESS, ENTER FIRST DIGIT ON MULTI-COLUMN KEYBOARD CALCULATOR	
216	MAL	BCAKD04	6	KEY, DEPRESS, ENTER ADDITIONAL DIGIT ON MULTI-COLUMN KEYBOARD CALCULATOR OR ADDING MACHINE.	44
216	TAL	BCAMRXX	VARIABLE	MACHINE, RUN TIME, FOR MULTI-COLUMN KEYBOARD CALCULATOR	45
216	TAL	BCAMTXX	VARIABLE	MACHINE TIME, FOR 10 KEY MACHINES	46
216	MAL	MCADLXX	VARIABLE	DIGIT(S), ENTER	
216	MAL	MCAMCXX	VARIABLE	MACHINE, CLEAR	
216	MAL	MCAMRXX	VARIABLE	MACHINE, RUN TIME, FRIEDEN CALCULATOR	
216	MAL	MCATT01	58	TAPE, TEAR, PRINTING CALCULATOR	47
216	MAL	TCAMAXX	TABLE	MACHINE, ADDITION, WITH TEN KEY ADDING OR CALCULATOR MACHINE	
216	MAL	TCANDXX	TABLE	MACHINE, DIVISION, ENTER FIRST AND ADDITIONAL DIGITS IN DIVIDEND AND DIVISOR	
216	MAL	TCAMHXX	TABLE	MACHINE, MULTIPLICATION, WITH CALCULATOR	48

OFFENSE WORK MEASUREMENT STANDARD TIME DATA
ELEMENT INDEX

OCCUP- ATION	QUALITY	UNMSTOP ELEMENT	TMU VALUE	OPERATION/ELEMENT DESCRIPTION	PAGE
216	MAL	TCAMRXX	TABLE	MACHINE,RUN TIME, FOR DIVISION OPERATIONS ON CALCULATORS	48
216	MAL	TCAMSXX	TABLE	MACHINE,SUBTRACTION,TEN KEY ADDING MACHINE OR CALCULATOR	
222	MAL	MIDCA01	1119	CARD,ANNOTATE,ADJUSTMENTS FROM SHIPMENT PLANNING WORKSHEET	49
222	MAL	MIDCS01	450	CARD,SELECT,DATA	
222	MAL	MIDCA01	593	DOCUMENT,ATTACH,TO DATA CARDS	
222	MAL	MIDUMXX	VARIABLE	DOCUMENTS,MATCH	
222	MAL	MIDDR01	492	DOCUMENT,REVIEW,SHIPMENT PLANNING WORK SHEET, FOR ENTRIES,MATCH CARDS	
222	MAL	MIDDR02	297	DOCUMENT,REVIEW, PULL CARDS TO COMPARE DATA.	
222	MAL	SIDCMXX	VARIABLE	CARDS,MATCH,TO SHIPMENT PLANNING WORKSHEET (SPWS)OR DD134A-1 SHIPPING DOCUMENTS	
222	MAL	SLOPC01	5752	PIANOGRAPH,COMPLETE	50
222	MAL	STYMPXX	VARIABLE	MESSAGE,PREPARE,FORM,DD 173	
222	MAL	MWRNW01	113	PRIORITY NUMBER,WRITE	
222	MAL	SWRCC01	3068	CARD(MAGAZINE DATA),COMPLETE(RECEIVING)	
222	MAL	SWRCC02	1578	CARD(MAGAZINE DATA),COMPLETE(SHIPPING)	
222	MAL	SWRCP01	3225	CARD(BIN REPLENISHMENT-DD FORM 856),PREPARE	
222	MAL	SWRDP01	429	DOCUMENT(PER PALLET SHIPPED OR RECEIVED), PROCESS	51
222	MAL	SWRDP02	917	DOCUMENT(PER BILL OF LADING-SHIPPING),PROCESS	
222	MAL	SWRDP03	1498	DOCUMENT(PER BILL OF LADING RECEIVED),PROCESS	
222	MAL	SWRDP04	501	DOCUMENT(SINGLE LINE ITEM-PARCEL POST-PACK), PROCESS	
222	MAL	SWRDP05	848	DOCUMENT(KEY-PACK MULTI-LINE PACKS),PROCESS	
222	MAL	SWRDP06	1598	DOCUMENT,PROCESS-PER LINE ITEM RECEIVED AT OCEAN TERMINAL	52
222	MAL	SWRDP07	565	DOCUMENT,PROCESS-PER LINE ITEM PACKED	
222	MAL	SWRDP08	1702	DOCUMENT(PER LINE ITEM PACKAGED),PROCESS	
222	MAL	SWRDP09	954	DOCUMENT(PER LINE ITEM SHIPPED),PROCESS	
222	MAL	SWRDP10	1878	DOCUMENT(PER LINE ITEM SHIPPED-LOT VERIFICATION REQUIRED),PROCESS	
222	MAL	SWRDP11	1426	DOCUMENT(PER PARCEL POST ITEM RECEIVED), PROCESS	
222	MAL	SWRDP12	1358	DOCUMENT(PER LINE ITEM RECEIVED),PROCESS	53
222	MAL	SWRDP13	2282	DOCUMENT(PER LINE ITEM RECEIVED-LOT SEGREGATION REQUIRED),PROCESS	
222	MAL	SWRDP14	676	DOCUMENT(OTHER THAN KEY-PACKING MULTI-LINE ITEM PACK),PROCESS	
222	MAL	SWRDP15	1531	DOCUMENT(PACKING LIST-KEY DOC.),PROCESS	

DEFENSE WORK MEASUREMENT STANDARD TIME DATA
ELEMENT INDEX

OCCUP- ATION	QUALITY	DWSTDP ELEMENT	TMU VALUE	OPERATION/ELEMENT DESCRIPTION	PAGE
222	MAL	SWROP16	1271	DOCUMENT(BREAKDOWN OF CONSOLIDATED PACK), PROCESS	53
222	MAL	SWROP18	1121	DOCUMENT,PROCESS-PER LINE ITEM SHIPPED FROM OCEAN TERMINAL	
222	MAL	SWROP19	6483	DOCUMENT(DD FORM 808-OVER/SHORT FREIGHT), PROCESS	54
222	MAL	SWROP20	6397	DOCUMENT(DD FORM 8-DAMAGED/IMPROPER SHIPMENT REPORT),PROCESS	
222	MAL	SWROP21	1028	DOCUMENT(PER LINE ISSUED),PROCESS	
222	MAL	SWROP22	617	DOCUMENT(INTRA-DEPOT MOVEMENT),PROCESS	
222	MAL	SWROP23	714	DOCUMENT,PROCESS-PER PIECE(AIR CARGO) RECEIVED	55
222	MAL	SWROP24	1466	DOCUMENT,PROCESS-PER BIN STOCK(ONE LINE ITEM)	
222	MAL	SWROP17	4721	DOCUMENT,PROCESS-PER BIN REPLENISHMENT	
227	MAL	SWHS01	234	SIZE OF CARTON,WRITE ON FORM	
234	MAL	SAMPPXX	VARIABLE	PLATE(S),PREPARE,ADDRESSOGRAPH FOR INDIVIDUAL OR ACTIVITY	
165	TBP	MJPIWXX	VARIABLE	IRON,WAX/HEWAX(PER OCCURENCE)	1
365	MAP	MJPS01	221	SOLE,BEND TO SHAPE(BOOT/SHOE)	
365	TBP	MJPMH01	155	WHEELS(BUFFER),HEWAX	
365	MAP	MNFA01	270	SOLE,ATTACH TO FOOTWEAR	
365	MAP	SNFGAXX	VARIABLE	GLUE,APPLY TO BOOT/SHOE SOLE OR TO BOOT/SHOE	
365	MAP	SNFGBXX	VARIABLE	GLUE,BRUSH ON SHOE(FOR HALF SOLE)	
365	MAP	SNFSA01	491	SOLE(BOOT/SHOE),ATTACH(ONE)	
365	MAP	MCHBPXX	VARIABLE	BOOT/SHOE,PLACE ON TREE	
365	MAP	MCHBRXX	VARIABLE	BOOT/SHOE,REMOVE FROM TREE	2
365	MAP	MCHSP01	40	SOLE(SHOE),REMOVE FROM SHOE	
365	TBP	MPAWB01	670	WATER,BRUSH ON SHOE SOLE	
365	TBP	MPTS8XX	VARIABLE	SOLE/HEEL(SHOE),BUFF AND POLISH	
365	TBP	MPTS1XX	VARIABLE	SOLE(SHOE),IRON	
365	TBP	MPTS5XX	VARIABLE	SOLE(SHOE-PAIR),SAND(FULL/HALF)	
365	TCP	MPTST01	1161	SOLE(SHOE),TRIM ON CUTTER	
365	TCP	SPTM8XX	VARIABLE	HEEL(BOOT/SHOE-PAIR),BUFF AND POLISH	3
365	TBP	SPTM501	2752	HEELS(BOOT-PAIR),SAND TO CORRECT SIZE	
365	TCP	SPTM502	3462	HEELS(SHOE-PAIR),SAND TO CORRECT SIZE	
365	TBP	SPTSAXX	VARIABLE	SOLE(BOOT/SHOE),ATTACH BY SEWING	
365	TBP	SPTS5XX	VARIABLE	SOLES(BOOT/SHOE-TWO),SAND	
365	TBP	SPTS501	1572	SOLE AND HEEL(BOOT),SAND(FINISH)-PAIR	4
365	TBP	SPTS504	868	SOLE AREA(BOOT/SHOE-PAIR),SAND	

OFFENSE WORK MEASUREMENT STANDARD TIME DATA
ELEMENT INDEX

OCCUP- ATION	QUALITY	DWNSTP ELEMENT	TMU VALUE	OPERATION/ELEMENT DESCRIPTION	PAGE
365	TBP	MTLRXX	VARIABLE	SOLE(BOOT/SHOE),ROLL ON ROLL SECTION OF CUTTER CUTTER	4
365	MAP	STLSB01	230	SOLE(HALF),BEVEL ON CUTTER(PER SOLE)	
365	TBP	STLSCXX	VARIABLE	SOLE(BOOT/SHOE),CARVE BY HAND	
365	TCP	STLSRXX	VARIABLE	STITCHES(BOOT/SHOE),REMOVE	
365	TBP	STLSSXX	VARIABLE	STITCHES,CUT TO REMOVE(PER BOOT/SHOE)	5
365	TBP	STLSTXX	VARIABLE	SOLE(BOOT OR SHOE),TRIM ON HAND CUTTER	
365	TBP	STLST04	572	SOLE(SHOE),TRIM WITH KNIFE AFTER SANDING	
381	MAF	MCLAD01	802	ARMCHAIR(UPHOLSTERED),DUST FRONT AND EXTERIOR SURFACES OF BACKREST AND ARMRESTS	
381	MAF	MCLAD02	531	ARMCHAIR(UPHOLSTERED),DUST HORIZONTAL SURFACES AND INTERIOR OF BACKREST AND ARMRESTS	
381	MAF	MCLAE01	66	ASHTRAY,EMPTY,DESK-TYPE	
381	MAF	MCLAE02	184	ASHTRAY,EMPTY,FLOOR STAND TYPE	
381	MAF	MCLAM01	340	AREA,MOP WITH DAMP MOP,OBSTRUCTED AREA,PER 10 SQUARE FEET,LIGHT SOIL	6
381	MAF	MCLAM02	1131	AREA,MOP WITH DAMP MOP,TILE FLOOR,PER 100 SQUARE FEET	
381	MAF	MCLAM03	897	AREA,MOP WITH WET MOP,32 OUNCES MOP,PER 100 SQUARE FEET	
381	MAF	MCLAW01	90	ASHTRAY,WIPE WITH DAMP CLOTH	
381	MAF	MCLAW02	120	ASHTRAY,WIPE,SIX INCHES DIAMETER	
381	MAF	MCLRCXX	VARIABLE	BASIN(BRADLEY),CLEAN	
381	MAF	MCLBD01	189	BOOKCASE,DUST TOP,13X33 INCHES	
381	MAF	MCLBD02	512	BOOKCASE,DUST,WIPE GLASS DOORS WITH DAMP CLOTH,THREE SECTIONS	7
381	MAF	MCLBW01	4848	BLIND(VENETIAN),WIPE,42X60 INCHES,40 SLATS	
381	MAF	MCLCD01	183	CABINET,DUST FOUR SIDES,TRIO-DRAWER CARD FILING,10X16 INCHES	
381	MAF	MCLCD02	132	CABINET,DUST TOP,TRIO-DRAWER CARD FILING,16X18 INCHES	
381	MAF	MCLCD03	336	CABINET,DUST FRONT,FOUR-DRAWER FILING,18X30 INCHES	
381	MAF	MCLCD04	416	CABINET,DUST ONE SIDE,FOUR-DRAWER FILING,18X30 INCHES	
381	MAF	MCLCD05	190	CABINET,DUST TOP,FOUR-DRAWER FILING,18X30 INCHES	
381	MAF	MCLCD06	2097	CABINET,DUST FRONT AND TWO SIDES,STORAGE, 36X18X78 INCHES	
381	MAF	MCLCD07	432	CABINET,DUST TOP,STORAGE,18X18X78 INCHES	
381	MAF	MCLCW01	825	CHAIR(ROTARY EXHAUSTIBLE),ROTARY AND VERTICAL SWAY,18 INCHES DIAMETER	
381	MAF	MCLCW02	340	CHAIR(ROTARY EXHAUSTIBLE),ROTARY AND VERTICAL SWAY,18 INCHES DIAMETER	

DEFENSE WORK MEASUREMENT STANDARD TIME DATA
ELEMENT INDEX

OCCUPATION	QUALITY	DWNS TOP ELEMENT	TMU VALUE	OPERATION/ELEMENT DESCRIPTION	PAGE
381	MAF	MCLCW03	340	CHAIR(CONFERENCE),WIPE EXTERIOR AND VERTICAL SURFACES	8
381	MAF	MCLCW04	355	CHAIR(CONFERENCE),WIPE INTERIOR AND HORIZONTAL SURFACE	
381	MAF	MCLDC01	540	CONVECTOR,DUST, TOP AND THREE SIDES,4X20X56 INCHES	
381	MAF	MCLDD01	699	DESK,DUST TOP,60X34 INCHES	
381	MAF	MCLDD02	434	DESK,DUST ONE END,34X30 INCHES	9
381	MAF	MCLDD03	604	DESK,DUST BACK,60X30 INCHES	
381	MAF	MCLDD01	107	DISPENSER(SOAP),OPEN,CHECK SOAP LEVEL,AND CLOSE	
381	MAF	MCLDT01	126	TELEPHONE(DESK),DUST	
381	MAF	MCLPD01	296	FRAME,DUST,BULLETIN BOARD,39X60 INCHES	
381	MAF	MCLPMXX	VARIABLE	FLOOR,MOP WITH DUST MOP,PER 100 SQUARE FEET	
381	MAF	MCLFS01	1065	FLOOR,SCRUB WITH AUTOMATIC SCRUBBING MACHINE, PER 100 SQUARE FEET	
381	MAF	MCLFS02	1114	FLOOR,SWEEP,PER 100 SQUARE FEET,USING PUSH BROOM(24 INCHES)	10
381	MAF	MCLGW01	394	GLASS,WIPE WITH DAMP CLOTH,ONE SIDE,39X39 INCHES	
381	MAF	MCLLDXX	VARIABLE	LOCKER,DUST,21X18X78 INCHES	
381	MAF	MCLLS01	614	LAVATORY,SCRUB WITH BRUSH OR CLOTH, WALL-MOUNTED FIXTURE	
381	MAF	MCLLW01	134	LAMP(FLUORESCENT-DESK),WIPE TUBES AND REFLECTOR WITH DAMP CLOTH	
381	MAF	MCLLW02	213	LAMP(FLUORESCENT-DESK),WIPE REFLECTOR,ARM AND BASE WITH DUST CLOTH	
381	MAF	MCLMS01	253	MATTER(FOREIGN),SCRAPE FROM FLOOR WITH PUTTY KNIFE OR SIMILAR,PER SPOT	
381	MAF	MCLPCXX	VARIABLE	PICTURE,CLEAN,15X12 INCHES	11
381	MAF	MCLRCXX	VARIABLE	RADIATOR,CLEAN,48X10X30 INCHES	
381	MAF	MCLRD01	1130	RACK(CLOTHES),DUST 81X20X78 INCHES	
381	MAF	MCLSCXX	VARIABLE	STAIRS,CLEAN,EIGHT STEPS	
381	MAF	MCLSD01	697	SOFA,DUST EXTERIOR SURFACES OF ARMRESTS,FRONT, AND LEGS,THREE-CUSHION LEATHER/VINYL COVERED SOFA	
381	MAF	MCLSD02	1048	SOFA,DUST HORIZONTAL SURFACES AND INTERIOR OF BACKREST AND ARMRESTS,THREE-CUSHION LEATHER/VINYL COVERED SOFA	
381	MAF	MCLSD03	838	SOFA,DUST EXTERIOR SURFACE OF BACKREST, THREE-CUSHION LEATHER/VINYL COVERED SOFA	
381	MAF	MCLSE01	206	SHARPENER(PENCIL),EMPTY	12
381	MAF	MCLSM01	186	STAIRS(STEPS),MOP(DAMP OR WET)	
381	MAF	MCLSPXX	VARIABLE	SWEEPINGS,PICK UP WITH DUST PAN AND DISPOSE	

DEFENSE WORK MEASUREMENT STANDARD TIME DATA
ELEMENT INDEX

OCCUP- ATION	QUALITY	DWMSTDP ELEMENT	TMU VALUE	OPERATION/ELEMENT DESCRIPTION	PAGE
381	MAF	MCLSW01	206	STAND(SMOKING),WIPE WITH DUST CLOTH	12
381	MAF	MCLSW02	226	STAND(TYPEWRITER),WIPE TOP WITH DUST CLOTH 15X36X26 INCHES	
381	MAF	MCLSW03	517	STAND(TYPEWRITER),WIPE UNDERSTRUCTURE WITH DUST CLOTH	
381	MAF	MCLTOXX	VARIABLE	TABLE,DUST,CONFERENCE OR SIMILAR	
381	MAF	MCLTW01	430	TRPE(CLOTHES),WIPE WITH DUST CLOTH	13
381	MAF	MCLWL01	200	LAVATORY,WIPE WITH CLOTH	
381	MAF	SCLBE01	326	BASKET(WASTEPAPER),EMPTY	
381	MAF	SCLBE02	238	BARREL,EMPTY,TWO FEET DIAMETER BY THREE FEET HIGH	
381	MAF	SCLCE01	528	CONTAINER(TRASH),EMPTY,BENNET CONTAINER, 16X16X33 INCHES	
381	MAF	SCLCR01	211	CLOTH,RINSE AND WRING BY HAND	
381	MAF	SCLUC01	212	UHN(SAND),CLEAN WITH 7 1/4 INCH STRAINER SCOOP	
381	MAF	MJPBE01	337	BAG(DUST),EMPTY,UPRIGHT VACUUM CLEANER BAG	
381	MAF	MJPBHXX	VARIABLE	BAG(DUST),REPLACE IN UPRIGHT VACUUM CLEANER	14
381	MAF	MJPCP01	274	CLOTH(TREATED),PLACE ON BROOM TO MAKE DUST MOP	
381	MAF	MJPD001	580	DETERGENT,OBTAIN AND PLACE IN WATER	
381	MAF	MJPHW01	498	MOP,WRING(CRANK TYPE WRINGER)	
381	MAF	MJPPS01	98	POWDER(SOAP),SPRINKLE IN LAVATORY PREPARATORY TO SCRUBBING	
381	MUF	MJPWE01	392	WATER,EMPTY FROM MOP TRUCK	
381	MAF	SJPT001	357	TRUCK(MOP),OBTAIN OR RETURN TRUCK TO/FROM CLOSET	
381	MAF	MCHBL01	61	BLIND(VENETIAN)LOWER OR RAISE	15
381	MAF	MOHCP01	84	CHAIR(CONFERENCE),PULL FROM TABLE AND REPLACE	
381	MAF	MOHCR01	47	CLOTH,REVERSE IN HANDS TO EXPOSE CLEAN SURFACE	
381	MAA	MOHMP01	128	MATERIAL(WASTE),PLACE IN TRASH CONTAINER	
381	MAF	MCHTH01	344	TRUCK(MOP),RETURN TO JANITOR'S CLOSET	
389	MAF	SOACR01	2828	COVER,REMOVE FROM AND REINSTALL ON FLUOR TYPE LIGHTING FIXTURE	
389	MAF	MJPCA01	157	CONTAINER(INSECTICIDE),ASSEMBLE TO CARRY	
389	MUF	MJPC001	537	CONTAINER(INSECTICIDE),OPEN	
389	TUF	MJPIP01	1091	INSECTICIDE,PUT IN CONTAINER	16
389	MAF	MJPSC01	391	SPRAYER(INSECTICIDE),CLOSE	
389	TUF	MJPSP01	729	SPRAYER(INSECTICIDE),FILL WITH WATER	
389	MAF	MOHDI01	82	DISC(FIBER),INSTALL ON FLUORESCENT TUBE	
389	MAF	MOHDH01	197	DIFFUSER(GLASS) REMOVE AND INSTALL ON FLUORESCENT FIXTURE,CLIP-HELD	

DEFENSE WORK MEASUREMENT STANDARD TIME DATA
ELEMENT INDEX

PAGE

OCCUP- ATION	QUALITY	DNMSTOP ELEMENT	TMU VALUE	OPERATION/ELEMENT DESCRIPTION	PAGE
189	MAF	MOHL401	200	LOUVER, REMOVE AND INSTALL, FLUORESCENT LIGHT FIXTURE	16
189	MAF	MOHTP01	184	TUBE (FLUORESCENT), PLACE INTO AND REMOVE FROM CARTON	
189	MAF	MOHTH01	144	TUBE (FLUORESCENT), REMOVE AND PLACE IN CARTON	
189	MAF	MTFH101	213	BULB (INCANDESCENT), REMOVE FROM FIXTURE AND PLACE IN CARTON, TO 300 WATT	17
349	MAF	MTFHM01	211	BULB (INCANDESCENT), REMOVE FROM FIXTURE AND PLACE IN CARTON, TO 300 WATT	
349	MAF	MTFCR01	902	COVER (FROSTED GLOBE), REMOVE AND INSTALL INCANDESCENT FIXTURE, FOUR SCREWS	
389	MAF	MTFCR01	303	GUARD (METAL), REMOVE AND REPLACE ON VAPOR-PROOF FIXTURE	
389	MAF	MTFCR02	365	GLOBE, REMOVE AND INSTALL, THREADED VAPOR-PROOF GLOBE	
189	MAF	MTLHF01	246	HOLE, FILL WITH CEMENT, USING TROWEL AND ROD	
407	MAF	SACLSXX	VARIABLE	ENGINE, START, TWO-CYCLE, TWO-HORSEPOWER GASOLINE ENGINE OR SIMILAR WITH HOPE STARTER	1
407	MAF	NJPH01	156	MACHINE (SOE CUTTING), POSITION FOR USE	
407	TUF	SJPTF01	1066	TANK, FILL ON SMALL GASOLINE ENGINE, GRASS TRIMMER OR SIMILAR	
407	MAF	MOHMF01	1136	MAY, FEED TO BLOWER, PER BALE	
407	MAF	MCHSC01	224	STOLON, COVER WITH SOIL USING HAND AS SCOOP, PER LINEAR FOOT	
407	MAF	MCHSL01	192	SOD, LOAD BY HAND, PER TWO SQUARE FEET	
407	MAF	MOHSH01	176	SPRINKLER (AND HOSE), MOVE TO NEW LOCATION	2
407	MAF	MCHSP01	249	SOD, PLACE TO ONE SIDE WITH SHOVEL	
407	MAF	MOHSR01	234	STOLON, REMOVE FROM BOX AND PLACE IN FURROW	
407	MAF	MCHSUXK	VARIABLE	STONE, UNLOAD FROM TRUCK, 20X20X2.5 INCHES, 105 POUNDS	
407	MAF	SOHSAXK	VARIABLE	SPRINKLER, ATTACH TO AND REMOVE FROM WATER LINE	
407	MAF	SCMSP01	270	STONE, PLACE, PER STONE	
407	TUF	MPTTF01	767	TANK (TRIMMER), FILL WITH GAS	
407	MAF	MTFNIXK	VARIABLE	NOZZLE, INSTALL AND REMOVE FROM HOSE	3
407	MAF	MTLFC01	2621	FURROW, CUT WITH HCE, 4" WIDE, 3" DEEP, 10" LONG	
407	MAF	MTLRP01	234	ROW, PREPARE FOR PLANTING 1 1/2 INCH STRIPS OF SOD WITH PICK, 10 LINEAR FEET	
407	MAF	MTLSS01	719	STONE, SCRIBE AROUND WITH DIGGING RED FOR STEPS DIGGING RED FOR STEPS	
407	MAF	STLSC01	2405	SOD, CUT ONE SQUARE FOOT IN 1 1/2 INCH STRIPS WITH CANE KNIFE	
5XX	MAD	MCHBH01	92	BASKET (DIP), HANG ON SUSPENSION BAR	1
5XX	MAD	MCHHR01	141	BASKET (WITH PARTS), REMOVE FROM SUSPENSION BAR	
5XX	MAD	MCHHR01	91	HOOK ON HACK, REMOVE FROM SUSPENSION BAR	

DEFENSE WORK MEASUREMENT STANDARD TIME DATA
ELEMENT INDEX

OCCUP- ATION	QUALITY	DWSTDP ELEMENT	TMU VALUE	OPERATION/ELEMENT DESCRIPTION	PAGE
5XX	MAO	MOHMX	VARIABLE	PART, MOUNT ON SPRING HOOK RACK	1
5XX	MAC	MOHPP01	98	PART(SMALL), PLACE ON TREE RACK	
5XX	MAO	MOHPRXX	VARIABLE	PART, REMOVE FROM RACK	
5XX	MAO	MOHPR03	80	PART(LARGE), REMOVE FROM SPRING RACK	
50X	MAA	SOPEAXX	VARIABLE	ERONEL, APPLY BY DIPPING	2
50X	MAO	SJPPA01	723	PUTTY(PLATER), APPLY TO PLUG UP HOLE	
50X	MAA	SJPPDXX	VARIABLE	PART, DIP IN WAX TO MASK FOR PLATING	
50X	MAA	SJPPIXX	TABLE	PLUG(MASKING-LEAD), INSTALL	
50X	MAA	SJPPPXX	VARIABLE	PART, PREPARE TO LOAD FOR PLATING	3
50X	MAA	SJPPRXX	VARIABLE	PLUG(MASKING), REMOVE	
50X	MAA	SJPPSXX	VARIABLE	PLUG(MASKING), SEAT IN HOLE	
50X	MAA	SJPPYXX	VARIABLE	PLUG(RUBBER MASKING), TAKE OUT	4
50X	MAA	SJPPR01	522	PUTTY(PLATERS), REMOVE FROM HOLE	
50X	MAA	SJPSIXX	VARIABLE	SEALANT, INSTALL IN CAVITY	
50X	MAA	SJPSRXX	VARIABLE	SEALANT, REMOVE	
50X	MAA	SOHPPXX	VARIABLE	PART, PLACE IN PLATING TANK	
50X	MAA	SPEAXX	VARIABLE	ERONEL, APPLY WITH APPLICATOR(TOUCH UP)	
500	MAA	SOPPE01	4400	PART, ETCH(INITIAL)	5
500	MAA	SJPAI01	1561	ANODE, INSTALL AND REMOVE	
500	MAA	SJPBE01	427	BOOTH(SAND BLAST), ENTER/EXIT	
500	MAA	SJPETXX	TABLE	ERONEL, TRIP FROM PERIMETER PLATE AREA	
500	MAO	SJPLC01	268	LEAD(ELECTRIC PLATING), CONNECT TO ANODE	
500	MAA	SJPRI01	805	ROBBER(WIRE), INSTALL	6
500	MAA	SJPRRXX	VARIABLE	ROBBER, REMOVE	
500	MAA	SFAMAXX	TABLE	MICROMASK, APPLY TO PART WITH BRUSH	
503	TBA	NCLFBXX	VARIABLE	PART, BLAST(WET OR VAPOR), AND RINSE	7
503	TCA	NCLPBC6	9350	PARTS(IN BASKET), BLAST(RET)	
503	MAA	NCLPD01	587	PARTS(IN BASKET), DRAIN	
503	TAA	NCLPR01	256	PARTS(IN BASKET), RINSE IN MACHINE	
503	YRB	YCLPCXX	TABLE	PART, CLEAN AND AIR DRY	8
503	MAA	NCLCDXX	VARIABLE	COMPONENT(S), OIL WIPSE	9
503	MAA	NCLDPXX	VARIABLE	PART, DIP TO CLEAN	
503	MAA	NCLDPC3	1240	PART, DIP TO CLEAN	10
503	FUA	NCLHV01	16792	HARDWARE(VAC) - BLAST	
503	TUA	NCLPRXX	VARIABLE	PART, BLAST(SMALL) IN ROOM	
503	FUA	NCLN103	3478	PARTS, BLAST CLEAN WITH GUN(S) - VERY SMALL PARTS	11

DEFENSE WORK MEASUREMENT STANDARD TIME DATA
ELEMENT INDEX

COMP- TION	QUALITY	DOWNSTOP ELEMENT	TMU VALUE	OPERATION/ELEMENT DESCRIPTION	PAGE
501	FUA	SCLPB04	2922	PARTS, BLAST CLEAN WITH GLASS-SMALL PARTS	11
503	FUA	SCLPC01	3634	PART, CLEAN WITH SOLVENT IN SPRAY BOOTH	
503	FUA	SCLPC02	6235	PARTS, CLEAN (ULTRASONIC)	12
501	FUA	SCLPC03	6941	PART, CLEAN IN ULTRASONIC CLEANING VAT	
501	TUA	SCLPC04	3441	PART ON BASKET OF PARTS, CLEAN AND DRY-SPRAY BOOTH	
503	TUA	SCLPD01	4238	PART (OR BASKET OF PARTS), DEGREASE	
501	MAA	SCLPD02	2023	PARTS (IN BASKET), DIP RINSE AFTER SONIC CLEAN	13
503	MAA	SCLPR01	2059	PARTS (IN BASKET), RINSE	
503	MAA	SCLPH02	1158	PARTS (IN BASKET), RINSE (DIP)	
503	MAF	MOPPD01	223	PART, DIP IN SOLVENT TO CLEAN, WEIGHT-LESS THAN 2.5 POUNDS	
503	MAA	MJPPP01	167	PARTS (IN BASKET), PLACE IN CLEANING TANK	
501	MAA	SJPHP01	2193	BLAST CLEAN, PREPARE (AGACITE OR AIR HONE)	14
503	MAA	SJPCLEX	VARIABLE	CLEANER (COHEMN), LOAD/UNLOAD (SMALL PART)	
501	MAA	SJPCLOJ	532	CLEANER (SONIC), LOAD	
501	MAA	SJPCU01	265	CLEANER (SONIC), UNLOAD (BASKET)	
501	MAA	SJPDU01	414	DRYER, UNLOAD	
503	MAF	SJPHP01	470	HELMET (SANDBLAST), PUT ON AND REMOVE	15
503	MAA	SJPOSXX	VARIABLE	OBJECTS, STRING ON WIRE FOR CLEANING	
503	MAA	SJPPC01	643	PREPARATION, MAKE FOR CLEANING PARTS IN SPRAY BOOTH	
503	MAA	SJPPM01	1234	PARTS (IN BASKET), MOVE FROM SONIC CLEANER TO RINSE TANK	
503	MAA	SJPPP01	228	PARTS (IN BASKET), PLACE IN DRYER	16
504	MAA	SOMPBO1	1109	PART, BAKE	
505	MAA	SSTSC01	679	SURFACE (METAL), COAT AND RINSE	
507	MAA	MCLCC01	1517	CYLINDER (COMPRESSED GAS-EMPTY), CONNECT TO VACUUM MACHINE	
509	MUA	SCLCP01	3242	CYLINDER (COMPRESSED GAS), PURGE WITH OXYGEN	
509	MAA	SCACDXX	VARIABLE	CYLINDER (COMPRESSED GAS), DISASSEMBLE (AUTOMATIC WRENCH/HAND WRENCH)	17
509	TUA	MVSCC01	75A	CYLINDER (COMPRESSED GAS), CLAMP IN VISE	
509	MAA	MVSVU01	76	VISE (SPECIAL CYLINDER), OPEN OR CLOSE	
599	MAA	MCLPRXX	VARIABLE	PART, RINSE WITH PRESSURE SPRAY	
599	TBA	MCLPSXX	VARIABLE	PARTS, STEAM CLEAN (PROCESS TIME)	
599	MAA	SCLCCXX	VARIABLE	COMPONENT, CLEAN WITH VACUUM	18
599	MAA	SCLPRXX	VARIABLE	PART, BRUSH OFF PAINT IN THINNER	
599	MAA	SCLPCXX	VARIABLE	PART, CLEAN WITH SOLVENT AND BRUSH	

DEFENSE WORK MEASUREMENT STANDARD TIME DATA
ELEMENT INDEX

CCUP- ATION	QUALITY	UMSTDP ELEMENT	TMU VALUE	OPERATION/ELEMENT DESCRIPTION	PAGE
599	FUA	SCLPC07	1800	PART,CLEAN WITH PRESSURE SPRAY OF CLEANING AGENT	19
599	TCA	SCLPHQ1	7327	PARTS(IN BASKET),RINSE(SPRAY)	
599	TBA	SCLPR02	1710	PARTS(IN BASKET),RINSE(SPRAY)	
599	MAA	SCLPSXX	VARIABLE	PAINT,STRIP FROM PART	
599	MAA	SCLPS03	1452	PAINT,STRIP FROM INSTRUMENT CASE	
599	MAA	SCLPW01	895	PART,WASH IN TANK WITH BRUSH	20
599	MAA	SDPPDXX	VARIABLE	PART,DIP IN SOLUTION(PAINT REMOVER)	
599	MAA	SJPD0XX	VARIABLE	DOORS(BASKET-HINGED,DOUBLE,SWINGING),OPEN AND CLOSE	
599	MAA	SJPGP01	311	GUN(SPRAY,RINSE),PREPARE TO USE	
599	MAA	SJPGP02	440	GUN(STEAM),PREPARE TO USE	
599	MAA	SJPPP01	937	PART(S),PREPARE TO CLEAN WITH VARSOL	
599	MAA	SJPPP02	787	PART,PREPARE TO TANK CLEAN	21
599	MAO	SJPRMXX	VARIABLE	ROCKS/COMPOUND,MOVE FROM DRUM TO CONTAINER	
599	MAA	SJPS01	1518	STEAM UNIT,SET UP AND SECURE	
599	MAA	MNFOL01	105	DOOR(TUMBLER),LOCK OR UNLOCK	
599	MAC	MCHDP01	49	DOOR(TUMBLER),POSITION ON TUMBLER	
599	MAO	MCHDR01	39	DOOR(TUMBLER),REMOVE	
6XX	MAO	MCLPC01	308	FILE,CLEAN TWO SIDES WITH BRUSH	1
6XX	MAA	MCLCBXX	VARIABLE	CORNER,BRUSH CLEAN,MOVE CHIPS ONE INCH	
6XX	MAA	MCLCXX	VARIABLE	CORNER,CLEAN WITH AIR	
6XX	MAF	MCLCP01	632	PART(MEDIUM),CLEAN BEFORE INSTALLING	
6XX	MAA	MCLCS01	73	SPOT,CLEAN WITH HAND BRUSH	
6XX	TUA	MCLCS02	237	SPOT,CLEAN WITH HAND DRILL AND WIRE BRUSH, CROCUS CLOTH,EMERY CLOTH,ETC.(PROCESS TIME)	
6XX	TUA	MCLCS03	375	SPOT(OR SQUARE INCH),CLEAN WITH HAND DRILL AND WIRE BRUSH OR CROCUS CLOTH,ETC. ON ROD	
6XX	MAA	MCLD001	816	OBJECT,DRY WITH COMPRESSED AIR,UP TO 110 SQUARE INCH SURFACE AREA	
6XX	MAA	MCLPW01	811	PART,WIPE EXCESS GREASE FROM	2
6XX	MAO	MCLPW02	78	PART,WIPE WITH HAND	
6XX	MAA	MCLSCXX	VARIABLE	SURFACE,CLEAN WITH WET CLOTH PER SQUARE FOOT	
6XX	TUA	MCLSPXX	VARIABLE	SURFACE,POLISH WITH CROCUS CLOTH,ETC.,PART CHUCKED IN HAND DRILL	
6XX	MA6	MCLTCXX	VARIABLE	TABLE,CLEAN TO REMOVE CHIPS,DUST,OR DIRT	
6XX	MAW	MCPC101	883	CLAMP(C TYPE),INSTALL AND REMOVE	
6XX	MAA	MIDPIXX	VARIABLE	PLATE(IDENTIFICATION),INSTALL	3
6XX	MAA	MIDPRXX	VARIABLE	PLATE(IDENTIFICATION),REMOVE	

DEFENSE WORK MEASUREMENT STANDARD TIME DATA
ELEMENT INDEX

OCCUP- ATION	QUALITY	DNMSTOP ELEMENT	TMU VALUE	OPERATION/ELEMENT DESCRIPTION	PAGE
6XX	MAA	NIDPRO7	7327	PLATE(IDENTIFICATION).REMOVE	3
6XX	MAA	SIOPRXX	VARIABLE	PLATE(IDENTIFICATION).REPLACE	
6XX	MAA	SIOPSXX	VARIABLE	PLATE(IDENTIFICATION).STAMP AND INSTALL	
6XX	MAF	BITGPO1	82	GLASS(MAGNIFYING).FOCUS OVER VERNIER FOR READING	4
6XX	MAF	NIYIF01	89	INSPECT.FEEL WITH FINGERS	
6XX	MAF	NJPAR01	114	ASSEMBLY(INDICATOR).REMOVE FROM BOX	
6XX	MUA	NJPEP01	327	EMERY(OR CROCUS CLOTH).PLACE ON CLEANING ROD	
6XX	MAA	NJPER01	153	EMERY(OR CROCUS CLOTH).REMOVE STRIP UP TO 27 INCHES IN LENGTH FROM ROLL	
6XX	MAA	NJPEY01	75	EMERY(OR CROCUS CLOTH).TEAR OFF USED END	
6XX	MAW	NJPHC01	197	HOSE(AIR).CONNECT AND DISCONNECT.QUICK ACTING CONNECTION	
6XX	MAW	NJPHC02	893	HOSE(AIR).CONNECT AND DISCONNECT.THREADED CONNECTION	
6XX	MAW	NJPHOXX	VARIABLE	HOSE(AIR).OBTAIN AND MOVE TO WORK AREA PREPARATORY FOR USE	5
6XX	MAF	NJPIR01	210	INDICATOR AND SWIVEL CLAMP.RETURN TO BOX	
6XX	TUA	NMHOTO1	1396	OBJECT.TURN OVER.USE OF AIR HOIST REQUIRED	
6XX	MAA	NMFRIXX	VARIABLE	RING(SNAP OR SPRING RETAINER).INSTALL	
6XX	MAA	NMFRXX	VARIABLE	RING(SNAP OR SPRING RETAINER).REMOVE	
6XX	MAA	NMFWSXX	VARIABLE	WASHER(TOR LOCK).STRAIGHTEN ON LOCK	
6XX	MAA	NCHG101	127	GROMMET(RUBBER).INSTALL	
6XX	MAA	NOMPI01	179	PLUG(BUTTON).INSTALL	6
6XX	MAA	NCHPRXX	VARIABLE	PART(MATING).REMOVE	
6XX	MAO	NOMN101	264	RING(O).INSTALL IN GROOVE UP TO 6 INCHES IN DIAMETER	
6XX	MAF	NOMRPXX	VARIABLE	PART.REMOVE FROM MACHINE AND ASIDE TO FLOOR	
6XX	MAC	TOMPRXX	TABLE	PART.FIT-MULTI ALIGNMENT REQUIRED	
6XX	MAO	TOMPRXX	TABLE	PART.REMOVE	7
6XX	MAA	MSUPR01	324	PLATFORM(DRILL PRESS).RAISE OR LOWER	
6XX	MAO	MTPT101	276	TUBE.INSTALL IN FLANGED QUICK COUPLER-VEECO TYPE	
6XX	MAO	MTPTN01	223	TUBE.REMOVE FROM FLANGED QUICK COUPLER-VEECO TYPE	
6XX	MAF	DTLWA01	179	WRENCH.ADJUST.LARGE OPEN END	
6XX	MAW	MTLAA01	3460	ATTACHMENT(PULLING).ASSEMBLE TO GEAR	
6XX	MAF	MTLAPXX	VARIABLE	PART.ADJUST POSITION	
6XX	MAA	MTLBI01	233	BEARING(SMALL).INSTALL INTO HACE.SLIGHT PRESS FIT	8
6XX	MAA	MTLRXX	VARIABLE	BEARING(ANNULAR).REMOVE	

DEFENSE WORK MEASUREMENT STANDARD TIME DATA
ELEMENT INDEX

OCCUP- ATION	QUALITY	DHMSTDP ELEMENT	TMU VALUE	OPERATION/ELEMENT DESCRIPTION	PAGE
6XX	MAO	MTLBR03	3380	BUSHING(OILITE).REMOVE WITH SCREW PULLER	8
6XX	MAA	MTLGIXX	VARIABLE	GROMMET.INSTALL AND REMOVE WITH TOOL	
6XX	MAA	MTLGR01	2670	GEAR(SPUR ASSEMBLY).REMOVE AND INSTALL	
6XX	MAA	MTL1801	2205	BUSHING(COMMON STRAIGHT).INSTALL-REQUIRES CHILLING BEFORE INSTALLATION	
6XX	MAF	MTLNA01	534	NUT(AND BOLT).ASSEMBLE OR DISASSEMBLE.WHERE TWO WRENCHES ARE REQUIRED	9
6XX	MAW	MTLPAXX	VARIABLE	PULLER(GEAR).ASSEMBLE TO GEAR	
6XX	MAW	MTLPCXX	VARIABLE	PULLER(GEAR).CHANGF REACH RANGE OR REVERSE ARMS ON TWO OR THREE JAW PULLER	
6XX	MAW	MTLPDXX	VARIABLE	PULLER(GEAR).DETACH FROM GEAR	
6XX	MAA	MTLPO01	69	PART.OBTAIN AND PLACE WITH TWEEZERS.AVERAGE DISTANCE 12 INCHES	
6XX	MAA	MTLPPXX	VARIABLE	PUMP(HYDRAULIC HAND).PUMP.FIRST STROKE	
6XX	MAA	MTLPR01	153	PLUG(BUTTON).REMOVE	
6XX	MAA	MTLPSXX	VARIABLE	PART,STAKE(FIRST OR ADDITIONAL).WITH TOOL AND HAMMER	10
6XX	MAW	MTLPTXX	VARIABLE	PULLER(GEAR).TURN FORCING SCREW ONE REVOLUTION WITH WRENCH	
6XX	MAA	MTLRPXX	VARIABLE	PART(MATING).REMOVE WITH TOOL	
6XX	MAA	MTLRR01	92	RING(O.R AND SEAL).REMOVE FROM GROOVE WITH TOOL	
6XX	MAF	MTLWP01	166	WRENCH(LARGE).POSITION TO NUT OR BOLT	
6XX	MAW	STLPAXX	VARIABLE	PUSH-PULLER.ASSEMBLE TO GEAR.OBTAIN 1/2 INCH SEPARATION.AND REMOVE PULLER FROM GEAR	11
6XX	MAA	STLPR01	332	PLUG(BUTTON TYPE).REPLACE	
6XX	MAW	STLPUXX	VARIABLE	PULLER(GEAR).USE TO PULL GEAR	
6XX	MAL	MTPTCXX	VARIABLE	TOOL(S).CONNECT AND DISCONNECT TO/FROM PNEUMATIC SOURCE	
6XX	MAA	MCLCDXX	VARIABLE	CHIPS.DIG FROM ONE LINEAR INCH OF GROOVE	12
6XX	MAA	MCLCRXX	VARIABLE	CHIPS.REMOVE FROM HOLE UP TO ONE INCH DIAMETER.TWO INCHES DEEP	
6XX	MAF	MCLCS01	873	SLOTS(17).CLEAN WITH CHIP PUSHER	
6XX	MAW	MCLCT01	319	TOOL.CLEAN AND LUBRICATE	
6XX	MAA	MCLHCXX	VARIABLE	HOLE.CLEAN WITH CHANGFWOOD OR BOXWOOD STICK	
6XX	MAF	MCLPC01	301	PART.CLEAN GROOVES/CONCAVE CORNERS ONLY	
6XX	MAF	MCLPW01	50	PART(SMALL).WIPE WITH RAG	
6XX	MAO	MCLTC01	357	TABLE(MACHINE).CLEAN CHIPS.BRUSH AND SCOOP	
6XX	MAW	SCLCC01	466	CENTERS(SHAFT).CLEAN AND LUBRICATE	13
6XX	MAW	MEMB001	171	BUSHING(OR PLUG).OBTAIN.INSTALL IN.AND REMOVE FROM JIG OR FIXTURE	
6XX	MAW	MEMCAXX	VARIABLE	CLAMP.ATTACH TO PART	

DEFENSE WORK MEASUREMENT STANDARD TIME DATA
ELEMENT INDEX

CUP- ION	QUALITY	DBMSTDP ELEMENT	TMU VALUE	OPERATION/ELEMENT DESCRIPTION	PAGE
			767	CHUCK(COLLET).CLOSE AND OPEN WITH WRENCH	13
60X	MAO	MEMCC01			
			VARIABLE	CHUCK.LOOSEN AND TIGHTEN	14
60X	MAO	MEMCLXX			
60X	MAF	MEMCLO3	1084	CHUCK(UNIVERSAL).LCOSEN OR TIGHTEN	
60X	MAW	MEMCOXX	VARIABLE	COLLET.OPEN AND CLCSE	
			VARIABLE	DIAL.SET	
60X	MAA	MEMDS01			
60X	MAA	MEMPC01	2814	PART(SYMMETRICAL).CHUCK IN 4 JAW CHUCK. ADDITIONAL PART	
			286	PART.LEAD TO OR UNLOAD FROM HOLDING DEVICE. WEIGHT 25-50 POUNDS	
60X	MAO	MEMPL01			
60X	MAF	MEMPP01	150	PART.POSITION TO FIRST JACK	
60X	MAO	MENTI01	358	TOOL.INSTALL IN AND REMOVE FROM JACOBS CHUCK	15
60X	MAO	MENTI02	429	TOOL.INSTALL IN AND REMOVE FROM TAPERED SLEEVE	
60X	MAW	MEMVLXX	VARIABLE	WISE.LOOSEN AND TIGHTEN	
60X	MAW	MEMVT01	127	WISE(CAN TYPE).TIGHTEN AND LOOSEN	
60X	FAA	TEMYXXX	TABLE	TABLE.MACHINE TIME	16
60X	MAW	MGMSA01	173	SQUARE(COMBINATION).ASSEMBLE SCALE	17
60X	MAW	MGMSPO1	137	SQUARE(COMBINATION).POSITION TO GAUGE ANGLE	
60X	MAW	MGMSR01	68	SQUARE(COMBINATION).REMOVE SCALE	
60X	MAW	MGMSU01	71	SQUARE(COMBINATION).USE TO CHECK PART	
60X	MAO	MGHTU01	254	TAPE(STEEL).USE TO MEASURE FOR EQUIPMENT LOCATION	
60X	MAW	BGMSCHXX	VARIABLE	SQUARE(COMBINATION).CHECK PART	
60X	MAF	BITNT01	85	MICROMETER.TIGHTEN AND LOOSEN LOCKNUT	
60X	MAF	BITMXXX	VARIABLE	MICROMETER(INSIDE).USE.GAUGE DIMENSION	
60X	MAW	BITMU03	724	MICROMETER(INSIDE).USE TO MEASURE DIMENSION OVER 12 INCHES	
60X	MAF	BITTGXX	VARIABLE	THREAD.GAUGE WITH RING GAUGE	18
60X	MAF	MITAI01	170	INDICATOR OR SCRIBER.ADJUST TO APPROXIMATE POSITION.	
60X	MAW	MITCU01	1427	CALIPER(VERNIER).USE TO GAUGE PART	
60X	MAW	MITCU02	1429	CALIPER(INSIDE).USE.CHECK DIMENSION WITH 24 INCH FIRM JOINT	
60X	MAF	MITGR01	118	GAUGE(THREAD).READ	
60X	MAW	MITGUXX	VARIABLE	GAUGE(SURFACE).USE TO CHECK A POINT OR TO SCRIBE A LINE	
60X	MAF	MITIMXX	VARIABLE	INDICATOR.MOVE ON/OFF GAUGE BLOCK ON PART	
60X	MAW	MITMA01	713	MICROMETER.ADJUST ANVIL TO ZERO	
60X	MAW	MITMC01	213	MICROMETER.CHECK ACCURACY WITH PIN GAUGE	19
60X	MAW	MITMR01	443	MICROMETER.REMOVE AND REPLACE ANVIL	
60X	MAC	MITPA01	1615	PROTRACTOR(LEVEL).ASSEMBLE.ADJUST.AND DISASSEMBLE	

DEFENSE WORK MEASUREMENT STANDARD TIME DATA
ELEMENT INDEX

OCCUP- ATION	QUALITY	DANSTDP ELEMENT	TMU VALUE	OPERATION/ELEMENT DESCRIPTION	PA
60X	MAN	MITPC01	194	PART,CHECK WITH SQUARE OR PROTRACTOR	19
60X	MAN	MITPG01	641	PART,GAUGE WITH SLIDING PARALLELS AND OUTSIDE MICROMETER	
60X	MAF	MITTM01	213	THREAD(DEPTH),MEASURE FOR ADJUSTMENT TO GAUGE	
60X	MAN	TITGURK	TABLE	GAUGE(THREAD PLUG),USE	20
60X	MAI	MJPHA01	979	BLOCKS(GAUGE),ASSEMBLE AND DISASSEMBLE	
60X	MAW	MJPC001	62	CASE,OPEN AND CLOSE(MICROMETER CASE OR SIMILAR WITH ONE PUSH BUTTON LATCH)	
60X	MAW	MJPCS01	901	GAUGE(SURFACE),SET UP TO USE AND TAKE DOWN	
60X	MAF	MJPCS02	110	GAUGE(SURFACE),SET UP OR TAKE DOWN	
60X	MAF	MJPIA01	312	INDICATOR,ASSEMBLE TO SWIVEL BAR,SET DIRECTION OF INDICATOR POINT	21
60X	MAF	MJPIA02	219	INDICATOR,ASSEMBLE ON SURFACE GAUGE	
60X	MAO	MJPIA03	1054	INDICATOR,ASSEMBLE AND DISASSEMBLE,HEAVY DUTY MAGNETIC BASE	
60X	MAF	MJPID01	169	INDICATOR,DISASSEMBLE FROM SWIVEL BAR	
60X	MAF	MJPID02	47	INDICATOR,DISASSEMBLE FROM SURFACE GAUGE	
60X	MAF	MJPIV01	177	VERNIER,REMOVE AND REPLACE IN CASE	
60X	MAF	MHMHI01	77	HOOK,INSERT AND REMOVE FROM EYEBOLT	
60X	MAO	MHMPIK	VARIABLE	PLATFORM(SHOPLIFT),RAISE OR LOWER,PER INCH	
60X	MAO	MCHSA01	496	SLING,ATTACH TO PART AND REMOVE	
60X	MAO	MCHSA02	102	SLING,ATTACH TO CRANE AND REMOVE	
60X	MAW	MSULT01	210	LOCK(CAM),TIGHTEN AND LOOSEN ON HOLDING DEVICE	
60X	MAA	MSUNI01	1747	BOLT(TEE),INSTALL AND REMOVE	
60X	MAO	MSUBT02	172	BOLT(TEE),INSTALL IN AND REMOVE FROM TABLE SLOT	
60X	MAA	MSUCI01	2402	CLAMP(AND TEE BOLT),INSTALL AND REMOVE	
60X	MAO	MSUCR01	195	CRANK,REMOVE FROM STORAGE PIN AND PLACE ON SHAFT AND RETURN TO STORAGE PIN	
60X	MAO	MSUEI01	737	EYEBOLT,INSTALL IN AND REMOVE FROM CHUCK	
60X	MAA	MSUML01	223	HEAD(OR VISE),LOCATE TO ANGLE	23
60X	MAF	MSUJA01	175	JACK,ADJUST TO APPROXIMATE HEIGHT,PER JACK	
60X	MAN	MSUJI01	837	JACKSCREW,INSTALL AND REMOVE	
60X	MAF	MSUJR01	877	JAW,REMOVE FROM CHUCK,REVERSE AND REPLACE	
60X	MAF	MSUJU01	95	JACKSCREW,UNLOCK OR LOCK	
60X	MAA	MSUPC01	22039	PART(NON SYMMETRICAL),CHUCK IN A JAW CHUCK	
60X	MAA	MSUPC02	8967	PART(SYMMETRICAL),CHUCK IN A JAW CHUCK	
60X	MAW	MSUSC01	191	SPINDLE,CHANGE SPEED,V-BELT DRIVE	
60X	MAO	MSUSU01	113	SHIM,USE UNDER PART OR CLAMP	

DEFENSE WORK MEASUREMENT STANDARD TIME DATA
ELEMENT INDEX

OCCUPATION	QUALITY	DOWNSTOP ELEMENT	TMU VALUE	OPERATION/ELEMENT DESCRIPTION	PAGE
60X	MAV	MSUVR01	230	WISE, ROTATE	23
60X	MAV	SSUKI01	1414	KEYS, INSTALL IN AND REMOVE FROM TABLE SLOTS, TWO KEYS	24
60X	MAF	MTL0L01	48	HOLT, TIGHTEN OR LOOSEN WITH WRENCH	
60X	OBW	MTLMBRR	VARIABLE	HOLE, BURR	
60X	OBW	TYLEFXR	TABLE	EDGE, FILE	
600	MAF	MTLPM01	169	PART, MOVE INTO OR OUT OF POSITION WITH HAMMER	
601	MAF	MEMBPO1	535	BLADE (BANDSAW), POSITION ON TWO ROLLERS OF AN AUTOMATIC SHARPENING MACHINE	25
601	MAF	MEMRPO2	76	BLADE (SAW), POSITION ON ARBOR OR REMOVE (FOR SHARPENING)	
601	MAF	MEMR01	94	BLADE (SAW), REPOSITION 180 DEGREES ON ARBOR FOR SHARPENING	
601	MAF	MEMFT01	245	FLYWHEEL, TURN BY HAND ON FILER OF AUTOMATIC SAW SHARPENING MACHINE	
603	MAC	BCLHC01	944	HOUSING AND COVER (WHEEL), CLEAN WITH SCRAPER, LARGE WHEEL	
603	MAO	BCLHC02	676	HOUSING (WHEEL), CLEAN WITH SCRAPER, SMALL WHEEL	
603	MAO	MCLCC01	212	CHUCK, CLEAN WITH SQUEEGEE, TO THREE SQUARE FEET	
603	MAO	MCLCC02	256	CHUCK, CLEAN WITH RAG, TO THREE SQUARE FEET	
603	MAO	MEMAS01	166	STROKE (WHEEL OSCILLATION), ADJUST, CYLINDRICAL GRINDER	
603	MAO	MEMCA01	164	CONTROL (CROSS FEED), ADJUST, SURFACE GRINDER	26
603	MAO	MEMCM01	90	CROSS SLIDE (WHEELHEAD), MOVE FOR OPERATION, INTERNAL GRINDER	
603	MAO	MEMCO01	286	COLLET, OPEN AND CLOSE	
603	MAO	MEMCT01	128	CHUCK (MAGNETIC), TURN ON AND OFF	
603	MAO	MEMCW01	46	CHUCK, WIPE HOLDING SURFACES OF THREE JAWS	
603	MAO	MEMDPO1	112	DOG (DRIVING), PLACE ON PART AND REMOVE	
603	MAO	MEMGL01	90	GUARD (WCRKHEAD), LOWER AND RAISE, INTERNAL GRINDER	
603	MAO	MEMGP01	44	GAUGE (ARNCLO), POSITION TO PART AND REMOVE	
603	MAO	MEMGR01	58	GUARD (SPASH), REMOVE AND REPLACE, CYLINDRICAL GRINDER	
603	MAO	MEMLA01	76	LUBRICANT (CENTER), APPLY TO BOTH ENDS OF PART	27
603	MAO	MEMLE01	65	LEVER (RAPID CROSS FEED), ENGAGE OR DISENGAGE, CYLINDRICAL GRINDER	
603	MAC	MEMLM01	52	LEVER (INFEED), MOVE DOWN AND BACK, CYLINDRICAL GRINDER	
603	MAO	MEMLS01	34	LEVER (SPINDLE LOCKING), SHIFT	
603	MAO	MEMMS01	61	MOTION (HEAD), START AND STOP, BLANCHARD ROTARY GRINDER	
603	MAC	MEMMS02	44	MOTION (TABLE), START AND STOP, SURFACE GRINDER	

DEFENSE WORK MEASUREMENT STANDARD TIME DATA
ELEMENT INDEX

OCCUP- ATION	QUALITY	DMNSTDP ELEMENT	TMU VALUE	OPERATION/ELEMENT DESCRIPTION	PAGE
603	MAO	MEMMXX	VARIABLE	HANDREL(NUT OR HYDRAULIC).USE	21
603	MAO	MEMNA01	78	NOZZLE(COOLANT).ADJUST TO WORK	
603	MAO	MEMS01	58	OSCILLATION(WHEEL).START AND STOP.CYLINDRICAL GRINDER	22
603	MAO	MEMPA01	110	PRESSURE,ADJUST ON PART BETWEEN CENTERS. CYLINDRICAL GRINDER	
603	MAO	MEMPI01	208	PART.INSTALL ON AND REMOVE FROM HANDREL	
603	MAC	MEMPP01	171	PART,PLACE BETWEEN CENTERS AND REMOVE. CYLINDRICAL GRINDER	
603	MAO	MEMRS01	43	ROTATION(WORK).START OR STOP.CYLINDRICAL GRINDER	
603	MAC	MEMSA01	98	SPEED(CHUCK).ADJUST.BLANCHARD ROTARY GRINDER	
603	MAO	MEMSCO1	468	SPEED(SPINDLE).CHANGE.4-STEP PULLEY. CYLINDRICAL GRINDER	
603	MAO	MEMSIO1	113	STOP(BARREL).INDEX ONE POSITION.INTERNAL GRINDER	
603	MAC	MEMSRO1	224	SHAFT(OR PART).REMOVE FROM CENTERS.LENGTH- GREATER THAN 36 INCHES	24
603	MAO	MEMSS01	35	SPINDLE(WORK).START AND STOP WITH KNOB. CYLINDRICAL GRINDER	
603	MAC	MEMTFXX	VARIABLE	TABLE.FEED IN OR OUT 1/16 INCH WITH HANDWHEEL. CYLINDRICAL GRINDER	
603	MAO	MEMTJO1	130	TABLE.JOG	
603	MAO	MEMTMXX	VARIABLE	TABLE.MOVE WITH HAND WHEEL.CYLINDRICAL GRINDER	
603	MAC	MEMTPXX	VARIABLE	TABLE.POSITION TO GRIND.SURFACE GRINDER	
603	MAC	MENTRO1	30	TRAVERSE(TABLE).REVERSE BY HAND.CYLINDRICAL GRINDER	
603	MAC	MENTSO1	59	TRAVERSE(TABLE).START AND STOP.CYLINDRICAL GRINDER	30
603	MAO	MEMWCXX	VARIABLE	WHEEL(GRINDING).CROSSFEED TO AND FROM WORK. CYLINDRICAL GRINDER	
603	MAO	MEMWH01	248	WHEEL(GRINDING).REMOVE AND INSTALL.INTERNAL GRINDER	
603	FAA	TENGEXX	TABLE	GRINDER.GRIND EXTERNAL	31
603	FAA	TFNGIXX	TABLE	GRINDER.GRIND INTERNAL	33
603	MAO	HJPIA01	99	INDICATOR(MAGNETIC).ATTACH TO AND REMOVE FROM WHEEL GUARD	28
603	MAC	MOHUG01	476	BAFFLE(PLYWOOD).GET AND RETURN, BLANCHARD ROTARY GRINDER	
603	MAO	MCHPLO1	366	PART.LIFT FROM FLOOR TO CHUCK AND RETURN	
603	MAC	MCHWR01	152	WHEEL(GRINDING).REMOVE FROM MACHINE TABLE AND PLACE ASIDE	
603	MAO	RSUHM01	103	HOLDER(DIAMOND).MOUNT ON AND REMOVE FROM MACHINE	
603	MAO	MSUAD01	82	DRESSER(RADIUS).ADJUST	

DEFENSE WORK MEASUREMENT STANDARD TIME DATA
ELEMENT INDEX

OCCUP- ATION	QUALITY	DWNSOP ELEMENT	TMU VALUE	OPERATION/ELEMENT DESCRIPTION	PAGE
603	MAD	MSUAG01	42	GUARD(WHEEL).ADJUST LENGTH.INTERNAL GRINDER	34
603	MAD	MSUHM01	179	RASE(TRUING UNIT).MOVE.INTERNA GRINDER	35
603	MAD	MSUBP01	225	BRACKET(DIAMOND HOLDER).PLACE ON AND REMOVE FRM MACHINE	
603	MAD	MSUHH01	136	BLOTTER.REMOVE AND REPLACF.PER BLOTTER	
603	MAD	MSUHT01	118	MELT(WHEELHEAD DRIVE).TIGHTEN AND LOOSEN. INTERNAL GRINDER	
603	MAD	MSUCA01	46	CONTROL(HEAD FEED).ADJUST.BLANCHARD ROTARY GRINDER	
603	MAD	MSUCI01	475	CENTER.INSTALL IN AND REMOVE FROM HEADSTOCK OR FOCTSTCK	
603	MAD	MSUCL01	85	COVER(SPINDLE PULLEY).LOWEN AND RAISE. CYLINDRICAL GRINDER	
603	MAD	MSUCO01	252	COVER(WHEEL).OPEN AND CLOSE.LARGE COVER	
603	MAD	MSUCP01	262	CHUCK.PLACE ON AND REMOVE FROM SPINDLE NOSE. CYLINDRICAL GRINDER	36
603	MAC	MSUCR01	144	COVER(WHEEL).REMOVE AND INSTALL	
603	MAD	MSUDA01	213	DRESSER(RADIUS OR ANGLE).ATTACH AND REMOVE. CYLINDRICAL GRINDER	
603	MAD	MSUDH01	162	DIAMOND POINT.BRING TO WHEEL	
603	MAD	MSUDI01	60	DIAMOND.INSERT IN AND REMOVE FRM HOLDER	
603	MAD	MSUDM01	49	DOG(TABLE REVERSING).MOVE TO NEW POSITION	
603	MAD	MSUDP01	53	DRIVER(WORK).POSITION ON HEADSTOCK.CYLINDRICAL GRINDER	
603	MAD	MSUDR01	160	DRESSER(WHEEL).REMOVE FROM MACHINE.CYLINDRICAL GRINDER	
603	MAD	MSUDS01	117	DIAMOND.SET ON RADIUS DRESSER WITH GAUGE BLOCK	37
603	MAC	MSUFM01	100	FOOTSTOCK.MOVE 12 INCHES.CYLINDRICAL GRINDER	
603	MAD	MSUFR01	119	FLANGE(BALANCE).REMOVE AND REPLACE.SURFACE GRINDER	
603	MAD	MSUGA01	122	GAUGE(ARNOLD).ADJUST DIAL TO SIZE	
603	MAD	MSUGM01	208	GAUGE(ARNOLD).MOUNT ON AND REMOVE FRM HCLDER	
603	MAD	MSUGR01	210	GUARD(TOP WHEEL).REMOVE AND REPLACE. CYLINDRICAL GRINDFR	
603	MAD	MSUGR02	115	GUARD(LOWER WHEEL).REMOVE AND REPLACE. CYLINDRICAL GRINDER	
603	MAD	MSUGR03	119	GUARD(SIDE WHEEL).REMOVE AND NEPLACE. CYLINDRICAL GRINDER	
603	MAD	MSUGH04	384	GUARD(REAR SPLASH).REMOVE AND REPLACE.ONE GUARD.CYLINDRICAL GRINDER	
603	MAD	MSUGS01	224	GAUGE(ARNOLD).SET TO PART.	38
603	MAD	MSUHR01	159	HOLDER ASSEMBLY(DIAMOND).REMOVE FRM AND INSTALL ON RADIUS DRESSER	
603	MAD	MSUNSXX	VARIABLE	HEAD(WORK).SWIVEL 1/2 INCH TAPER PER FOOT. INTERNAL GRINDER	

DEFENSE WORK MEASUREMENT STANDARD TIME DATA
ELEMENT INDEX

OCCUPATION	QUALITY	DOWNSTOP ELEMENT	TMU VALUE	OPERATION/ELEMENT DESCRIPTION	PAGE
603	MAC	MSUID01	48	DRESSER(RADIUS),INSTALL AND REMOVE,INTERNAL GRINDER	38
603	MAO	MSUIM01	268	INDICATOR,MOUNT AND REMOVE FOR SHOULDER OR STEP GRINDING	
603	MAO	MSULA01	89	LEVERS(REVERSING PAWL),ADJUST FOR TABLE STROKE LENGTH,SURFACE GRINDER	
603	MAO	MSUMB01	197	WELT(WHEELHEAD DRIVE),MOUNT AND REMOVE,INTERNAL GRINDER	
603	MAO	MSUNC01	163	CROSS SLIDE(WHEELHEAD),MOVE FOR SETUP,INTERNAL GRINDER	
603	MAI	MSLMT01	153	TABLE,MOVE 1/2 INCH BY HAND,INTERNAL GRINDER	39
603	MAI	MSUMW01	397	WHEELHEAD,MOUNT AND REMOVE,INTERNAL GRINDER	
603	MAU	MSUNS01	134	NOZZLE(COOLANT),SWING ASIDE AND RETURN	
603	MAO	MSUPR01	330	PIN(ZERO ALIGNMENT),REMOVE AND REPLACE,HEADSTOCK UNIT,CYLINDRICAL GRINDER	
603	MAO	MSURH01	107	HOLDER(DIAMOND),REMOVE AND REPLACE,INTERNAL GRINDER	
603	MAO	MSURR01	46	RAILS,RAISE ON SIDE AND END OF MAGNETIC CHUCK	
603	MAC	MSURS01	39	RADIUS,SET ON RADIUS DRESSER	
603	MAO	MSUSA01	158	STEADY REST,ADJUST TO PART,TWO PADS	
603	MAC	MSUSB01	206	SPINDLE(WHEELHEAD),BLOCK TO REMOVE AND INSTALL QUILL,INTERNAL GRINDER	
603	MAO	MSUSL01	71	SPINDLE(WORKHEAD),LOCK AND UNLOCK,CYLINDRICAL GRINDER	40
603	MAO	MSUSM01	195	STEADY REST(OR WHEEL DRESSER),MOUNT ON CYLINDRICAL GRINDER	
603	MAO	MSUSR01	398	SEGMENTS(GRINDING WHEEL),REPLACE,TWO EACH	
603	MAO	MSUSS01	225	STOP,SET ON WHEELHEAD CROSS SLIDE HANDWHEEL,INTERNAL GRINDER	
603	MAO	MSUST01	46	SPINDLE(WORKHEAD),TURN 1/4 REVOLUTION BY HAND,CYLINDRICAL GRINDER	
603	MAO	MSUTA01	966	TABLE,ALIGN(SWIVEL),CYLINDRICAL GRINDER	
603	MAO	MSUTM01	243	TAILSTOCK,MOVE 24 INCHES,LARGE CYLINDRICAL GRINDER	
603	MAC	MSUTR01	103	TRIP,REGULATE FOR AUTOMATIC DIAMOND RISE,INTERNAL GRINDER	
603	MAO	MSUTSXX	VARIABLE	TRIP(TABLE),SET,CYLINDRICAL GRINDER	41
603	MAO	MSUUM01	95	UNIT(TRUING),MOVE FORWARD,INTERNAL GRINDER	
603	MAO	MSUUS01	116	UNIT(TRUING),SET FOR AUTOMATIC DIAMOND RISE,INTERNAL GRINDER	
603	TBA	MSUWD01	2458	WHEEL(INTERNAL),DRESS	
603	TAA	MSUWD02	6761	WHEEL(NEW),DRESS,TRUE UP AND OR SHAPE	
603	MAU	MSUWF01	462	WHEEL(GRINDING),FEED TO OR FROM WORK,RAPID CROSS FEED WITH HANDWHEEL,CYLINDRICAL GRINDER	

DEFENSE WORK MEASUREMENT STANDARD TIME DATA
ELEMENT INDEX

OCCUPATION	QUALITY	DWNS TOP ELEMENT	TMU VALUE	OPERATION/ELEMENT DESCRIPTION	PAGE
603	MAO	MSUWF02	218	WHEEL(GRINDING).FEED TO OR FROM WORK,FINE CROSS FEED WITH HANDWHEEL,CYLINDRICAL GRINDER	41
603	MAO	MSUWGXX	VARIABLE	WHEEL(GRINDING).GET NEW WHEEL FROM RACK AND PLACE USED WHEEL IN RACK	
603	MAO	MSUWI01	177	WHEEL(GRINDING).INSTALL TO POT CHUCK,BLANCHARD ROTARY GRINDER	42
603	MAO	MSUWR01	497	WORKHEAD.MOVE 12 INCHES ON TABLE,CYLINDRICAL GRINDER	
603	MAO	MSUWR01	328	WHEEL(GRINDING).REMOVE AND REPLACE.LARGE WHEEL	
603	MAO	MSUWR02	125	WHEEL(GRINDING).REMOVE AND REPLACE.SMALL WHEEL	
603	MAO	MSUWR03	1382	WHEEL(GRINDING).REMOVE AND REPLACE.CYLINDRICAL GRINDER	
603	MAO	MSUWS01	100	WHEEL,CHUCK,AND HEAD FEED.START AND STOP. BLANCHARD ROTARY GRINDER	
603	MAO	MSUWT01	107	WASHER(RETAINING).TAKE OFF AND INSTALL	
603	PAC	MVSVC01	480	WISE.CLOSE AND OPEN	43
604	MAW	MEMD101	121	DOG(CAM GRIP).INSTALL AND REMOVE	
604	MAO	MEMTP01	54	TOOL.PUT IN TOOL HOLDER	
604	MAO	MEMBP01	127	BLOCK(TURRET STOP).POSITION.TURRET LATHE	
604	MAW	MEMCOXX	VARIABLE	CPNTR(TAIL STOCK).ENGAGE AND DISENGAGE	
604	MAO	MEMCE01	82	CLUTCH(FEED OR SPINDLE).ENGAGE AND DISENGAGE	
604	PAA	MEMCLO1	306	CARRIAGE.LOCK AND UNLOCK	
604	MAO	MEMCHXX	VARIABLE	CARRIAGE.MOVE WITH HANDWHEEL	
604	MAO	MEMCM03	79	CARRIAGE.MOVE SIX INCHES BY HAND.TURRET LATHE	
604	MAF	MEMCT01	143	CHUCK(LATHE).TURN 3/4 REVOLUTION	44
604	PAC	MEMD101	785	DOG.INSTALL ON AND REMOVE FROM PART.BENT TAIL TYPE DOG	
604	MAO	MEMDS01	179	DIAL(CROSS FEED).SET TO MARK.ENGINE LATHE	
604	MAO	MEMFA01	741	FOLLOW REST.ADJUST TO WORK	
604	MAO	MEMFC01	108	FEED.CHANGE ON CARRIAGE OR CROSS SLIDE.ENGINE LATHE	
604	MAO	MEMIS01	91	STOP(ROLL).INDEX.TURRET LATHE	
604	MAO	MEMIT01	142	TURRET(SQUARE).INDEX.ONE STATION.ENGINE LATHE	
604	MAO	MEMLP01	89	LONGITUDINAL STOP ROD.PLACE TO CORRECT POSITION.TURRET LATHE	
604	MAW	MEMLR01	49	LOCK.RELEASE ON CRANK TYPE CENTER	
604	MUD	MEMNCXX	VARIABLE	CROSS SLIDE.MOVE.TURRET LATHE	45
604	PAC	MEMNS01	815	MICROMETER STOP.SET ON ENGINE LATHE	
604	MUD	MEMMYXX	VARIABLE	TURRET SADDLE.MOVE.TURRET LATHE	
604	PAA	MEMPC01	1006	PART(FIRST).CHUCK IN SCROLL CHUCK OR IN A CUSHMAN COLLET CHUCK	

DEFENSE WORK MEASUREMENT STANDARD TIME DATA
ELEMENT INDEX

OCCUP- ATION	QUALITY	DWMS TOP ELEMENT	TMU VALUE	OPERATION/ELEMENT DESCRIPTION	PAGE
604	MAA	MFHPC02	640	PART(ADDITIONAL),CHUCK IN SCROLL CHUCK OR IN A CUSHMAN COLLET CHUCK	45
604	MAA	MEMPI01	610	PART,INSERT AND REMOVE FROM COLLET	
604	MAO	MEMPP01	642	PART(CENTER DR TOOL),PUT IN AND REMOVE FROM TAILSTOCK	
604	MAO	MEMPS01	771	PART,SUSPEND BETWEEN AND REMOVE FROM CENTERS, WEIGHT TO 16 POUNDS	46
604	MAW	MEMPS02	1499	PART,SUSPEND BETWEEN AND REMOVE FROM CENTERS WEIGHT 50-500 POUNDS,HANDLED WITH A CRANE	
604	MAO	MEMRC01	271	CHASER(THREAD),REMOVE FROM AND INSTALL IN DIE HEAD,TURRET LATHE	
604	MAO	MENSA01	163	SPINDLE(TAILSTOCK),ADVANCE ONE INCH WITH CRANK,ENGINE LATHE	
604	MAA	MENSC01	132	SPINDLE,CHANGE SPEED,ONE LEVER	
604	MAC	MENSC02	556	SPINDLE,CHANGE SPEED,ENGINE LATHE	
604	MAC	MENSMXX	VARIABLE	SLIDE,MOVE IN OR OUT,ONE INCH,ENGINE LATHE	
604	MAO	MENSM05	118	SLIDE(COMPOUND),MOVE TO WORK	
604	MAO	MENSM06	117	SLIDE(CROSS),MOVE TO WORK	47
604	MAW	MENSM07	84	SLIDE,MOVE TO GRADUATE LINE ON DIAL	
604	MAW	MENSO01	316	STEADY REST,OPEN AND CLOSE	
604	MAO	MENSS01	353	SLIDE(COMPOUND),SET TO ANGLE	
604	MAA	MENTA01	251	TAILSTOCK,ADVANCE AND RETURN ON A 12 INCH LATHE	
604	MAA	MENYC01	357	TOOL HOLDER,CHANGE IN QUICK CHANGE TOOL POST	
604	MAC	MENTI01	367	TOOL HOLDER,INSTALL IN SINGLE TOOL POST	
604	MAO	MENYH01	105	TAILSTOCK,MOVE FOUR INCHES WITH ONE REVOLUTION OF CRANK	
604	FAA	TEMLBXX	TABLE	LATHE(ENGINE),BORE HOLE	48
604	FAA	TEMLCXX	TABLE	LATHE(ENGINE),CUT OFF	50
604	FAA	TEMLDXX	TABLE	LATHE(ENGINE),DRILL HOLE	52
604	FAA	TEMLFXX	TABLE	LATHE(ENGINE),FACE FINISH CUT	55
604	FAA	TEMLRXX	TABLE	LATHE(ENGINE),FACE ROUGH CUT	57
604	FAA	TEMLYXX	TABLE	LATHE(ENGINE),EXTERNAL TURN,GROUP 1 AND 2 MATERIALS	59
604	FAA	TEMLZXX	TABLE	LATHE(ENGINE),EXTERNAL TURN GROUP 3 AND 4 MATERIALS	62
604	FAA	TEMLRXX	TABLE	LATHE(ENGINE),REAM HOLE	65
604	FAA	SFMLC01	1305	LATHE(ENGINE),CENTER DRILL	66
604	MAA	SENTC01	893	TOOL,CHANGE AND REPOSITION,TAILSTOCK	
604	MAI	NJPPP01	874	PLATE(SURFACE),PREPARE FOR USE	
604	MAO	MSUAS01	1367	ATTACHMENT(TAPER),SET	

DEFENSE WORK MEASUREMENT STANDARD TIME DATA
ELEMENT INDEX

OCCUP- ATION	QUALITY	DWMSTDP ELEMENT	TMU VALUF	OPERATION/ELEMENT DESCRIPTION	PAGE
604	MAO	MSUR101	1209	BAR(BORING).INSTALL IN,ADJUST,AND REMOVE FROM COMPOUND SLIDE	66
604	MAO	MSUC101	1898	COLLET,INSTALL IN AND REMOVE FROM COLLET CHUCK	67
604	MAC	MSUCK01	395	CENTER,KNOCK OUT OF SPINDLE WITH BAR	
604	MAO	MSUCS01	138	CLIP(DIAL),SET TO DESIRED READING	
604	MAO	MSUDA01	2777	DRAW BAR,ASSEMBLE TO AND DISASSEMBLE FROM COLLET,SPEED LATHE	
604	MAO	MSUFC01	326	FEED,CHANGE.TWO LEVERS	
604	MAO	MSUFC02	609	FEED,CHANGE,THREE LEVERS,ENGINE LATHE	
604	MAO	MSUF101	2160	FOLLOW REST,INSTALL AND REMOVE	68
604	MAO	MSUFL01	2105	FACEPLATE,COLLET,ON CHUCK,LOOSEN AND TIGHTEN, CAM LOCK TYPE	
604	MAO	MSUM101	279	HOLDER(SHANK TOOL),INSTALL ON AND REMOVE FROM HEX TURRET,TURRET LATHE	
604	MAO	MSUIC01	297	CHUCK,FACEPLATE,OR COLLET CHUCK,INSTALL AND REMOVE 50 POUNDS OR LESS	
604	MAF	MSUJXX	VARIABLE	JAW(CHUCK),POSITION USING WRENCH	
604	MAV	MSULS01	9147	LATHE(ENGINE),SET UP WITH CENTERS	
604	MAO	MSUPR01	337	POST(TOOL),REMOVE AND INSTALL	69
604	MAO	MSURP01	201	POST(BACK TOOL HOLDER),REPLACE	
604	MAO	MSUS101	170	SHIM,INSTALL UNDER AND REMOVE FROM TOOL	
604	MAO	MSUSL01	73	SPINDLE(TAILSTOCK),LOCK OR UNLOCK	
604	MAO	MSUSP01	871	STEADY REST,PLACE ON MACHINE,SECURE,AND REMOVE	
604	MAA	MSUSS01	295	STOP(CARRIAGE MICROMETER),SET	
604	MAO	MSUST01	847	TOOL(THREADING),SET TO WORK WITH CENTER GAUGE	
604	MAC	MSUSU01	340	STOP(THREAD CHASING),UNLOCK AND LOCK,ENGINE LATHE	
604	MAO	MSUTC01	132	TOOL,CHANGE IN SQUARE TURRET	70
604	MAA	MSUT101	2942	TOOL,INSTALL AND ADJUST IN A KDK QUICK CHANGE BAR	
604	MAA	MSUT102	4950	TOOL(THREADING),INSTALL AND ADJUST IN A KDK TOOL BAR	
604	MAO	MSUTRXX	VARIABLE	TURRET(SQUARE),REMOVE AND REPLACE	
604	MAO	MSUTS01	186	TOOL(AND HOLDER),SET FOR JOB CLEARANCE	
605	MAF	MACCEXX	VARIABLE	CRANK,ENGAGE AND DISENGAGE	
605	MAA	MEMAD01	3848	AXIS,DIAL INDICATE,ONE LONGITUDINAL OR CROSS ON MILLING MACHINE	
605	MAA	MEMAD02	12841	AXIS,DIAL INDICATE,VERTICAL ON MILLING MACHINE	71
605	MAA	MEMCE01	196	CRANK(LONGITUDINAL),ENGAGE AND DISENGAGE ON MILLING MACHINE	
605	MAA	MEMCE02	52	CRANK(CROSSFEED),ENGAGE AND DISENGAGE ON MILLING MACHINE	

DEFENSE WORK MEASUREMENT STANDARD TIME DATA
ELEMENT INDEX

OCCUP- ATION	QUALITY	OWNSTOP ELEMENT	TMU VALUE	OPERATION/ELEMENT DESCRIPTION	PAGE
605	MAA	MEMCE03	164	CRANK(VERTICAL),ENGAGE AND DISENGAGE ON MILLING MACHINE	71
605	MAC	MEMCF01	79	FEED,CHANGE,SHAPER	
605	MAF	MEMCT01	220	CENTER(TAILSTOCK),TURN IN AND OUT	
605	EUA	MEMFC01	331	FEED(OR SPEED),CHANGE ON POWER CONTROLLED FEED AND SPEED DIALS,MILLING MACHINE	
605	MAA	MEMLE01	123	LEVER,ENGAGE,RAPID TRAVEL AND FEED	
605	MAA	MEMPI01	334	PART,INSTALL AND REMOVE FROM COLLET	
605	MAA	MEMSL01	238	SLIDE(CROSS),LOCK AND UNLOCK	72
605	MAO	MENTA01	524	TOOL(BORING),ADJUST	
605	MAO	MENTL01	362	TABLE(LONGITUDINAL),LOCK AND UNLOCK ON CINCINNATI MILLING MACHINE	
605	MAA	MENTL02	124	TABLE(LONGITUDINAL),LOCK AND UNLOCK ON MILWAUKEE OR SIMILAR TYPES OF MILLS	
605	FAA	TEMH0XX	TABLE	MACHINE(MILLING),BORE TIME ONE INCH DIAMETER ONE INCH DEEP	
605	MAA	TEMYXX	TABLE	MACHINE(MILLING),BORE HOLE IN GROUP 1 AND GROUP 2 MATERIAL	73
605	MAA	TEMPAXX	TABLE	MACHINE(MILLING),ALIGN PART FOR VERTICAL MILLING	74
605	MBA	TEMPHXX	TABLE	PART,HANDLE FOR VERTICAL MILL BORING OPERATION	
605	MAO	MJPGS01	513	GAUGE(PLANER),SET UP AND DISMANTLE	75
605	FAA	NMTYXX	VARIABLE	MACHINE(MILLING),TRAVERSE ONE INCH	
605	FAA	NMTY01	17	MACHINE,TRAVEL(PER INCH),RAPID LONGITUDINAL AND CROSS	
605	FAA	NMTY02	21	MACHINE,TRAVEL(PER INCH),RAPID VERTICAL MOVEMENT	
605	MAF	BSUSP01	29	SPACER,POSITION ON OUTSIDE OF CUTTER ON KEY	
605	MAF	BSUMP01	68	WRENCH,PLACE ON AND REMOVE FROM DRAW BAR LOCK NUT	
605	MAF	BSUMP02	109	WRENCH,PLACE ON AND REMOVE FROM NUT OF THURSTON CHUCK	
605	MAF	BSUMP03	123	WRENCH,PLACE ON AND REMOVE FROM ARBOR NUT	76
605	MAF	MSUAC01	206	ARM(SUPPORT),CRANK IN OR OUT,TO 12 INCHES, MILLING MACHINE	
605	MAO	MSUAI01	1957	ADAPTER,INSTALL AND REMOVE USING HAND DRAW BOLT,HORIZONTAL MILLING MACHINE	
605	MAO	MSUAI02	2199	ADAPTER,INSTALL AND REMOVE USING HAND DRAW BOLT,VERTICAL MILLING MACHINE	
605	MUA	MSUAI03	4353	ADAPTER,INSTALL IN AND REMOVE FROM VERTICAL MILL	
605	MAF	MSUAL01	134	ADAPTER,LOOSEN BY TAPPING END OF DRAW BAR	
605	MAF	MSUAP01	98	ADAPTER,POSITION IN SPINDLE ON MILLING MACHINE	
605	MAF	MSUBP01	73	BAR(DRAW),POSITION AND ENGAGE IN ADAPTER	77

DEFENSE WORK MEASUREMENT STANDARD TIME DATA
ELEMENT INDEX

OCCUP- ATION	QUALITY	DWSTDP ELEMENT	TMU VALUE	OPERATION/ELEMENT DESCRIPTION	PAGE
605	MAF	MSURTO1	147	BAR(DRAW),TURN IN ON OUT OF ADAPTER	77
605	MAF	MSUCA01	52	CUTTER(OR ARBOR AND ADAPTER),DISASSEMBLE	
605	MAF	MSUCA02	157	CUTTER(AND BLEEVF),ASSEMBLE IN THURSTON CHUCK	
605	MAA	MSUCC01	842	COLLET,CHANGE IN COLLET CHUCK	
605	MAF	MSUCD01	151	CUTTER(OR ARBOR),DISASSEMBLE FROM ADAPTER	
605	MAF	MSUCK01	113	CENTER,KNOCK OUT OF DIVIDING HEAD	
605	MAA	MSUCMXX	VARIABLE	CUT(TRIAL),MAKE FOR BORING HOLE	78
605	MAF	MSUCP01	171	CUTTEN,PLACE ON ARBOR,MILLING MACHINE	
605	MAF	MSUCH01	73	CUTTEN(AND SLEEVE),REMOVE FROM THURSTON CHUCK	
605	MAF	MSUCH02	72	CUTTEN,REMOVE FROM ARBOR	
605	MAF	MSUCS01	317	SPINDLE(THAVEL),CHANGI DIRECTION	
605	MAA	MSUMA01	6017	HOLE,ALIGN TO SPINDLE,VERTICAL	79
605	MAC	MSUK101	158	KEY,INSTALL IN AND REMOVE FROM ARBOR	
605	MAW	MSUKL01	256	KNIFE,LOCK AND UNLOCK	
605	MAA	MSUKL02	548	KNIFE,LOCK AND UNLOCK ON CINCINNATI VERTICAL MILL NO 3 OR SIMILAR MILLS	
605	MAF	MSULT01	144	LOCKNUT(ARBOR SUPPORT),TIGHTEN OR LOOSEN	
605	MAF	MSUMM01	141	MILL,MOUNT,SHELL TYPE MOUNTING(CENTER SCREW)	
605	MAF	MSUMM02	136	MILL(FACE),MOUNT,SPINDLE MOUNT(FOUR SCREWS)	
605	MAF	MSUMH01	195	MILL,REMOVE,SHELL TYPE MOUNTING(CENTER SCREW)	
605	MAF	MSUMH02	192	MILL(FACE),REMOVE,SPINDLE MOUNT(FOUR SCREWS)	
605	MAA	MSUMS01	658	MOTOR,START AND STOP	80
605	MAF	MSUMLC1	86	NUT(THURSTON CHUCK),LOOSEN OR TIGHTEN WITH MALLEY	
605	MAF	MSUMPC01	59	CENTER,PLACE IN DIVIDING HEAD	
605	MAF	MSUNJ01	145	WAX,JUG TO POSITION,SHAPER	
605	MAF	MSUSC01	340	SPEED(SPINDLE),CHANGE	
605	MAF	MSUSID01	127	SUPPORT(ARBOR),DISENGAGE FROM ONE ARM AND TURN TO REST ON ARM TO CLEAN CUTTEN	
605	MAF	MSUSPD1	48	SPACER(OR SHIM),PLACE ON ARBOR	
605	MAF	MSUSH01	67	SPACER(OR SHIM),REMOVE FROM ARBOR	
605	MAA	MSUSS01	240	SPINDLE,START AND STOP;ENGAGE AND DISENGAGE FEED	
605	MAF	MSUST01	154	SUPPORT(ARBOR),TURN DOWN AND ENGAGE ON SECOND ARM	81
605	MAF	MSUTS01	175	TABLE(FEED),SET,MILLING MACHINE	
605	MAA	MSUTC01	3159	TABLE,CLEAN CHIPS FROM	
605	MAF	HTLHT01	48	WAX(CHAM),TIGHTEN OR LOOSEN	

DEFENSE WORK MEASUREMENT STANDARD TIME DATA
ELEMENT INDEX

OCCUP- ATION	QUALITY	UNMSTDP ELEMENT	TMU VALUE	OPERATION/ELEMENT DESCRIPTION	PAGE
606	MAO	MCLTC01	6432	TABLE,CLEAN T-SLOTS WITH SCRAPER AND BRUSH, RADIAL DRILL PRESS	81
606	MAW	MEMC101	122	CUTTER(BACKFACING),INSTALL ON BAR AND REMOVE FROM BAR,TO 1 7/16 INCH HOLE DIAMETER	
606	MAW	MEMC102	464	CUTTER(BACKFACING),INSTALL INTO SLOT OF BAR AND REMOVE FROM SLOT,1 7/16 INCH HOLE DIAMETER OR LARGER	
606	FUD	MEMDS01	436	DIAL(GRADUATED DEPTH),SET,RADIAL DRILL PRESS	
606	MAC	MEMFC01	150	FEED,CHANGE,RADIAL DRILL PRESS	
606	MAW	MEMFC02	233	FEED,CHANGE,RADIAL DRILL PRESS,THREE LEVERS	
606	MAF	MEMHL01	37	HEAD,LOCK OR UNLOCK ON ARM,RADIAL DRILL PRESS	82
606	MAF	MEMHH01	164	HEAD,MOVE IN OR OUT ON ARM,RADIAL DRILL PRESS	
606	MAO	MEMJC01	63	JIG BORE,CHANGE SPINDLE FEED OR SPEED	
606	MAO	MEMJM01	98	JIG BORE,MOVE TABLE WITH HAND WHEEL	
606	MAO	MEMJM02	120	JIG BORE,MOVE TABLE TO POSITION TO INDICATOR	
606	MAA	MFHOPXX	VARIABLE	PRESS(DRILL),OPERATE	
606	MAW	MEMPA01	126	PRESS(DRILL),ADJUST SPEED(LEVER CHANGE), PEDESTAL DRILL PRESS	
606	MAU	MEMPL01	130	PRESS(DRILL),LOWER OR RAISE SPINDLE,RADIAL DRILL PRESS	
606	MAW	MEMPS01	171	PRESS(DRILL),SET DEPTH CONTROL ON SPINDLE	
606	MAF	MFMSA01	391	SPINDLE,ALIGN OVER HOLE,RADIAL DRILL PRESS	83
606	MAO	MEMSC01	202	SPEED,CHANGE ON SPINDLE,RADIAL DRILL PRESS	
606	MAC	MEMS101	151	SPACER(SUPER),INDEX	
606	MAO	MEMSH01	141	SPINDLE(DRILL PRESS),RAISE AND LOWER AND ALIGN JIG FOR DRILLING	
606	MJD	MENTA01	461	TOOL,ALIGN TO BUSHING OR HOLE,RADIAL DRILL PRESS	
606	MAF	MFNTC01	426	TOOL,CHANGE IN SPINDLE,JIG BORE	
606	MAO	MENTC02	406	TOOL,CHANGE IN SLEEVE,JIG BORE	
606	MUC	MENTC03	287	TOOL,CHANGE IN QUICK CHANGE CHUCK,JIG BORE	
606	MUD	MEMTPIX	VARIABLE	TOOL,PLACE IN AND REMOVE FROM MAGIC CHUCK	
606	MAO	MSUAT01	1275	TABLE(UNIVERSAL),ADJUST TO ANGLE,RADIAL DRILL PRESS	84
606	MAU	MSUCA01	3112	COLLAR(STOP),ASSEMBLE OR DISASSEMBLE USING TWO SPANNER WRENCHES	
606	MAO	MSUCA02	526	COLLAR(STOP),ASSEMBLE OR DISASSEMBLE BY HAND	
606	MAO	MSUCL01	267	COLUMN,LOCK OR UNLOCK ON CINCINNATI-BICKFORD RADIAL DRILL PRESS,MANUAL LOCK	
606	MAF	MSUGP01	132	PARALLEL(FIXED),GET AND PUT ON TABLE	
606	MAC	MSUMR01	129	HEAD(SPINDLE),RAISE OR LOWER,SENSITIVE DRILL PRESS	

DEFENSE WORK MEASUREMENT STANDARD TIME DATA
ELEMENT INDEX

EQUIPMENT	QUALITY	DWSTOP ELEMENT	TMU VALUE	OPERATION/ELEMENT DESCRIPTION	PAGE
606	MAU	MSUJ101	307	JIG BORE, INSERT AND REMOVE KEY, TABLE SLOT	85
606	MAF	MSULP01	321	PARALLEL(FIXED), LOOSEN OR TIGHTEN	
606	MAW	MSUPA01	562	PRESS(DRILL), ADJUST SPEED(BELT CHANGE) PEDESTAL DRILL PRESS	
606	MAW	MSUPCXX	VARIABLE	PRESS(DRILL), CHANGE DEPTH STOP ON PEDESTAL DRILL PRESS	
606	MAF	MSURP01	145	PARALLEL(FIXED), REMOVE FROM TABLE	
606	MAW	MSUSP01	1740	PRESS(DRILL), SET FEED ON PEDESTAL DRILL PRESS	
606	MAO	MSUTH01	1094	TABLE(UNIVERSAL), MOLT TO RASF, RADIAL DRILL PRESS	
606	MAO	MSUT101	300	TAP, INSTALL IN INSERT, RADIAL DRILL PRESS	
606	MAO	MSUT102	560	TAP, INSTALL IN TAPPING ATTACHMENT, SENSITIVE DRILL PRESS	86
606	MAC	MSUTR01	931	TABLE, RAISE OR LOWER, AVERAGE OF FOUR INCHES, SENSITIVE DRILL PRESS	
606	MAW	MSUTH02	392	TABLE, RAISE OR LOWER SIX INCHES ON PEDESTAL DRILL PRESS	
606	MUD	SSUJ101	5611	JIG BORE, INDICATE ONE PLANE	
606	MUN	SSUJ501	5151	JIG BORE, SET UP	
606	MAW	SSUPGXX	VARIABLE	PLATE(ANGLE), GET, SET UP FOR USE, AND ASIDE	
606	MAW	SSUP001	1768	PARALLELS, OBTAIN, SET UP FOR USE, AND ASIDE	
606	MAW	SSUV501	4270	VICE(SMALL), SET UP FOR USE	87
607	MAF	MEMA001	81	ATTACHMENT(MITER), REPOSITION, BANDSAW	
607	MAO	MEMBC01	144	BLADE(BAND SAW), CUT WITH HAND METAL SHEARS	
607	MAO	MEMR101	375	BAND(SAW), INSTALL ON DRIVE AND IDLER WHEELS, DO-ALL CONTOUR SAW	
607	MAU	MEMBR01	240	BLADE, REMOVE, DO-ALL CONTOUR SAW	
607	MAO	MEMHS01	59	BLADE, SET TO WORK, POWER HACKSAW	
607	MAF	MEMCE01	125	CLUTCH, ENGAGE, POWER HACKSAW	
607	MAO	MEMD001	209	DOOR(TOP GUARD), OPEN AND CLOSE, DO-ALL CONTOUR SAW	
607	MAO	MEMD002	236	DOOR(BOTTOM GUARD), OPEN AND CLOSE, DO-ALL CONTOUR SAW	
607	MAC	MEMFE01	65	FFFD(FOOT PEDAL), ENGAGE OR DISENGAGE, DO-ALL CONTOUR SAW	88
607	MAO	MEMGA01	140	GUIDE(BLADE), ADJUST HEIGHT, DO-ALL CONTOUR SAW	
607	MAO	MEMHR01	159	HEAD(GUIDE), REMOVE AND REPLACE, DO-ALL CONTOUR SAW	
607	MAF	MEMJS01	712	JAW(VISE), SET TO ANGLE, TO 45 DEGREES	
607	MAF	MEMLR01	38	LEVER(BAND SAW), REPOSITION	
607	MAF	MEMSA01	296	STOCK(IN VISE), ALIGN TO MARKING STOP, POWER HACKSAW	

DEFENSE WORK MEASUREMENT STANDARD TIME DATA
ELEMENT INDEX

OCCUP- ATION	QUALITY	DWSTOP ELEMENT	TMU VALUE	OPERATION/ELEMENT DESCRIPTION	PAGE
607	MAO	MENTA01	245	TENSION, ADJUST ON SAW BLADE, DO-ALL CONTOUR SAW	89
607	MAO	MENTA02	90	TENSION (HAND FEED), ADJUST, DO-ALL CONTOUR SAW	
607	MAF	MENT01	241	WISE, TIGHTEN OR LOOSEN ON STOCK, POWER HACKSAW	
607	MAF	MENT02	103	WISE, TIGHTEN OR LOOSEN ON STOCK, POWER HACKSAW	89
607	MAW	SEMR01	1173	BLADE, REMOVE AND REPLACE, POWER HACKSAW	
607	MAF	SEMR02	609	BLADE, REMOVE AND REPLACE, POWER HACKSAW	
607	FAF	MNTNC01	2341	MATERIAL, CUT WITH POWER HACKSAW PER SQUARE INCH OF STAINLESS STEEL OR TOOL STEEL	
607	FAF	MNTNC02	1667	MATERIAL, CUT WITH POWER HACKSAW PER SQUARE INCH OF MILD STEEL OR CAST IRON	
607	FAF	MNTNC03	801	MATERIAL, CUT WITH POWER HACKSAW PER SQUARE INCH OF NON-FERROUS MATERIAL	90
607	MAF	MSUPP01	60	POINTER (DISC CUTTER), POSITION	
607	MAO	MSUA101	98	ATTACHMENT (CUT OFF), INSTALL ON GUIDE ROD, DO-ALL CONTOUR SAW	
607	MAO	MSUAS01	217	ANGLE, SET ON CUT OFF OR MITERING ATTACHMENT, DO-ALL CONTOUR SAW	
607	MAF	MSUCA01	160	CONTROL (FEED), ADJUST, POWER HACKSAW	
607	MAO	MSULS01	509	LENGTH OF PART, SET ON AUTOMATIC INDEXING SCALE, DO-ALL POWER CUTOFF SAW	
607	MAO	MSUPR01	419	PLATE (CUTTING SLIDE), REMOVE AND REPLACE, DO-ALL CONTOUR SAW	
607	MAO	MSUPS01	308	PRESSURE (FEED), SET, POWER HACKSAW	91
607	MAC	MSURC01	412	RANGE (SPEED), CHANGE WITH LEVER, DO-ALL CONTOUR SAW	
607	MAO	MSUSC01	411	SPEED, CHANGE WITH CRANK, DO-ALL CONTOUR SAW	
607	MAC	MSUSC02	458	SPEED, CHANGE, POWER HACKSAW	
607	MAO	MSUSS01	385	STOP (DOWEL PIN), SET UP ON SLIDING PLATE, DO-ALL CONTOUR SAW	
607	MAO	MSUSS02	287	STOP (LIMIT), SET FOR FRAME RAISE, POWER HACKSAW	
607	MAO	MSUSS03	812	STOP (MATERIAL), SET, POWER HACKSAW	
607	MAO	MSUTT01	678	TABLE, TILT, DO-ALL CONTOUR SAW	
607	MAO	MSUBA01	349	WEIGHT (FEED BALANCE), ADJUST, DO-ALL CONTOUR SAW	
609	MAO	MEMLMXX	VARIABLE	LEVER, MOVE JEL AUTOMATIC THREAD GRINDER	92
609	MAII	MEMSS01	218	SPEED, SET WITH THREE LEVERS, JEL AUTOMATIC THREAD GRINDERS	
609	MAO	MSUCR01	1774	COVER (FRONT WHEEL), REMOVE AND REPLACE, JEL AUTOMATIC THREAD GRINDERS	
609	MAU	MSUDA01	661	DRESSER (DRUM), ATTACH TWO HOLDING SPRINGS, JEL AUTOMATIC THREAD GRINDERS	
609	MAII	MSUDI01	537	DIAMONDS, INSERT IN AND REMOVE FROM DRUM DRESSER, JEL AUTOMATIC THREAD GRINDER, THREE DIAMONDS	

DEFENSE WORK MEASUREMENT STANDARD TIME DATA
ELEMENT INDEX

OCCUP- ATION	QUALITY	DWNSDP ELEMENT	TNU VALUE	OPERATION/ELEMENT DESCRIPTION	PAGE
609	MAC	MSUDL01	203	DRESSER(DRUM), LOCK OR UNLOCK WITH TRUING DEVICE LOCK, J&L AUTOMATIC THREAD GRINDER	92
609	MAO	MSUSA01	191	SCALE(TRUING FEED), ADJUST, J&L AUTOMATIC THREAD GRINDER	
609	MAO	MSUSP01	1803	SHAFT, PLACE IN AND REMOVE FROM HUB FOR BALANCING GRINDING WHEEL ASSEMBLY, J&L AUTOMATIC THREAD GRINDERS	93
609	MAC	SSUAR01	1242	ASSEMBLY(GRINDING WHEEL AND FLANGE), REMOVE AND REPLACE ON TAPER SHAFT, J&L AUTOMATIC THREAD GRINDER	
609	MAO	SSUAS01	1296	ANGLE(MELIX), SET ONE DEGREE ON GRINDING HEAD, J&L AUTOMATIC THREAD GRINDER	
609	MAO	SSUBR01	3805	WHEEL(GRINDING), REMOVE AND REPLACE ON FLANGE	
615	MAF	MEMPF01	99	PUNCH, ENGAGE TO MATERIAL	
615	MAF	MONPMXX	VARIABLE	PART, MOVE ADJACENT SIDE TO PUNCH	94
615	MAF	MONPPXX	VARIABLE	PART, POSITION FOR NEXT PUNCH	
615	MAF	MSUDI01	106	DIE, INSTALL	
615	MAF	MSUPI01	94	PUNCH, INSTALL	
615	MAF	BTLHPXX	VARIABLE	HOLE, PUNCH WITH HAND PUNCH	
615	MAF	MTLPPXX	VARIABLE	PUNCH(HAND), POSITION	
615	MAA	MTLPS01	1966	PUNCH, CHASSIS, SET-UP, PUNCH ONE HOLE AND ASIDE PUNCH	
616	MAA	MJPAI01	426	ADAPTER(PUNCH), INSTALL AND REMOVE, ARBOR PRESS	95
616	MAA	MJPPF01	136	FIXTURE, PLACE ON AND REMOVE FROM ARBOR PRESS	
616	MAA	MJPPC01	186	PLATES(ADAPTER), CHANGE ON ARBOR PRESS BASE	
616	MAA	MJPPI01	180	PUNCH, INSTALL AND REMOVE, ADAPTER ON ARBOR PRESS	
616	MAW	MJPPSXX	VARIABLE	PRESS(HYDRAULIC ARBOR), SET UP FOR USE	
616	MAW	MJPS01	1120	PRESS, SET UP LARGE MECHANICAL ARBOR PRESS FOR USE	
616	MAW	MJPS02	910	PRESS, SET UP SMALL MECHANICAL ARBOR PRESS FOR USE	
616	MAO	MNPPA01	1401	PART, ATTACH TO AND REMOVE FROM MANDREL BY PRESSING ON ARBOR PRESS	
616	MAA	MNPPI01	784	PART, INSTALL WITH ARBOR PRESS	96
616	MAW	MNPPXX	VARIABLE	PARTS, PRESS ON HYDRAULIC OR MECHANICAL ARBOR PRESS	
616	MAA	MNPPR01	649	PART, REMOVE FROM MATING PART WITH ARBOR PRESS	
616	MAA	MTLHRXX	VARIABLE	BEARING(ANNULAR), REPLACE ON SHAFT	
616	MAA	MTLPI01	482	PART, INSTALL, SINGLE ALIGN, PRESS FIT PART	
62X	MAA	MITSCO1	168	SPRING(COIL), CHECK AND GAUGE TENSION WITH A COMPRESSION GAUGE	97
62X	MAA	MNFPXX	VARIABLE	PIN, INSTALL OR REMOVE	

DEFENSE WORK MEASUREMENT STANDARD TIME DATA
ELEMENT INDEX

OCCUP- ATION	QUALITY	DWSTDP ELEMENT	TMU VALUE	OPERATION/ELEMENT DESCRIPTION	PAGE
62X	MAA	NMFPPXX	VARIABLE	PLUG(NON-THREADED),INSTALL AND REMOVE	97
62X	MAA	NMFWRX	VARIABLE	WASHER(LOCK TAB),BEND TABS WITH SCREWDRIER	
62X	MAA	MTFCIXX	VARIABLE	CAP OR PLUG(THREADED),INSTALL OR REMOVE	
62X	MAA	MTFLR01	1660	LINE(TUBE),REMOVE FROM FITTING,SECURED WITH B-NUT FITTING	
62X	MAA	MTFLS01	1735	LINE(TUBE),SECURE TO FITTING WITH B-NUT FITTING	98
62X	MAA	MTLBC01	250	BOLT,CUT WITH BOLT CUTTER	
62X	MAA	MTLSI01	332	SPRING(HELICAL),INSTALL WITH PLIERS	
62X	MAA	MTLSR01	237	SPRING(HELICAL-COMPRESSION OR EXTENSION); REMOVE BY HAND AND PLIERS	
62X	MAA	MTLYC01	1295	TUBING,CUT WITH TUBING CUTTER	
620	FUW	HITBT01	449	BATTERY(STORAGE),TEST CELL	
620	FUW	BITPT01	223	PLUG(SPARK),TEST UNDER PRESSURE	
620	MAW	BITTT01	91	TENSION(SPRING),TEST	
620	FUW	MITCT01	1793	CONDENSER(DISTRIBUTOR),TEST ON BENCH	99
620	MAW	MITPG01	247	PLUG(SPARK),GAP AND CHECK	
620	MAW	MITTCXX	VARIABLE	TENSION(SPRING),CHECK	
620	MAW	SITAUXX	VARIABLE	AMMETER/VOLTMETER,USE(COMBINATION AMMETER AND VOLTMETER)	
620	FUW	SITCCXX	VARIABLE	COIL(IGNITION),CHECK ON VEHICLE(MILITARY)	
620	FUW	SITCC04	13758	COIL(IGNITION),CHECK ON VEHICLE(COMMERCIAL)	100
620	FUW	SITCC05	11740	COIL(IGNITION),CHECK ON TEST BENCH	
620	FUW	SITCDXX	VARIABLE	DELIVERY(FUEL),CHECK AND ADJUST,AMERICAN BOSCH PSB-12BT FUEL INJECTION PUMP	
620	MUW	SITCD03	27130	DELIVERY(FUEL),CHECK AND ADJUST,AMERICAN BOSCH,PSB-6A FUEL INJECTION PUMP.	
620	MAW	SITCRXX	VARIABLE	CONDENSEW(IGNITER),REMOVE FROM MILITARY VEHICLE,TEST,AND REPLACE ON VEHICLE	101
620	MUW	SITCR04	3133	CONDENSER(DISTRIBUTOR),REMOVE FROM VEHICLE, TEST,AND REPLACE ON COMMERCIAL VEHICLE	
620	MAW	SITDCXX	VARIABLE	DELIVERY(FUEL),CHECK AND ADJUST,SIMMONDS FUEL INJECTION PUMP	
620	MAW	SITDTXX	VARIABLE	DISTRIBUTOR(IGNITION),TEST ON SUN UNIVERSAL DIAGNCSIS TESTER	102
620	MAW	SITGUX	VARIABLE	GAUGE(VACUUM),USE	
620	FUW	SITHA01	18890	HIGH SPEED AND FUEL SHUTOFF,ADJUST,AMERICAN BOSCH PSB-12BT FUEL INJECTION PUMP	
620	MAW	SITLUX	VARIABLE	LIGHT(TIMING),USE	103
620	MUW	SITNT01	4721	NOZZLE,TEST,SIMMONDS FUEL INJECTION PUMP,PER NOZZLE	
620	MAW	SITPA01	15135	PUMP(AND HOSES),ASSEMBLE,AMERICAN BOSCH PSB-12BT FUEL INJECTION PUMP	

DEFENSE WORK MEASUREMENT STANDARD TIME DATA
ELEMENT INDEX

OCCUP- ATION	QUALITY	DWSTOP ELEMENT	TMU VALUE	OPERATION/ELEMENT DESCRIPTION	PAGE
620	MAW	SITPMEX	VARIABLE	PUMP(FUEL INJECTION),MOUNT ON TEST STAND. SIMMONDS	103
620	MAW	SITPM03	4190	PUMP(FUEL INJECTION),MOUNT ON TEST STAND. AMERICAN BOSCH,PSB-6A	
620	MUW	SITPT01	9220	PUMP(FUEL INJECTION).TEST FOR FUEL LEAKAGE. AMERICAN BOSCH,PSB-6A	104
620	MUW	SITPT02	43824	PUMP(FUEL INJECTION).TEST FOR FUEL LEAKAGE.TWO HYDRAULIC HEADS,AMERICAN BOSCH,PSB-12BT	
620	MAW	SITRT01	1358	ROTOR,TEST IN GROWLER	
620	FUW	SITSH01	8880	STAND,HEAT,FUEL INJECTION PUMP TEST STAND	
620	MAW	SITSSXX	VARIABLE	STAND,SHUT DOWN AND REMOVE PUMP,FUEL INJECTION PUMP TEST STAND	
620	MAW	SITTP01	11822	PUMP,TIME,AMERICAN BOSCH,PSB-6A FUEL INJECTION PUMP	
620	MAW	SITTP02	17882	PUMP,TIME,AMERICAN BOSCH PSB-12BT,FUEL INJECTION PUMP	105
620	MAW	SITTUXX	VARIABLE	TACHOMETER(DIRECT READING),USE	
620	TUW	SITTU04	830	TACHOMETER(DIRECT READING),USE,CONVERT METER READING TO BELT SPEED	
620	MAW	SITUTXX	VARIABLE	TACHOMETER(INDIRECT READING),USE	
620	MAW	SITVC01	11990	VALVE(METERING),CALIBRATE,SIMMONDS FUEL INJECTION PUMP	
620	MAW	SITVT01	6483	VALVE(DELIVERY),TEST,AMERICAN BOSCH PSE-6A FUEL INJECTION PUMP	106
620	MAW	SITVT02	9134	VALVE(DELIVERY),TEST,AMERICAN BOSCH PSB-12BT. FUEL INJECTION PUMP(TWO HEADS)	
620	MAW	SITVT03	4768	VALVE(BLEEDER),TEST,AMERICAN BOSCH,PSB-6A FUEL INJECTION PUMP	
620	MAW	SITVT04	728	VALVE(BLEEDER),TEST,AMERICAN BOSCH,PSB-12BT FUEL INJECTION PUMP	
620	MAW	KITATXX	VARIABLE	ALTERNATOR,TEST WITH REGULATOR	
620	MAW	KITG0XX	VARIABLE	GENERATOR(AND/OR VOLTAGE REGULATOR),CHECK WITH LOW VOLTAGE CIRCUIT TESTER	107
620	MAW	KITGXX	VARIABLE	GENERATOR,TEST	
620	MAW	KITHXX	VARIABLE	HARNES(IGNITION),TEST WITH HIGH VOLTAGE TEST SET	
620	MAW	KITPCXX	VARIABLE	PLUG(SPARK),CLEAN,TEST,AND GAP	108
620	MAW	KITPTXX	VARIABLE	PUMP(FUEL INJECTION),TEST,SIMMONDS,6 OR 12 CYLINDER	
620	EUW	KITPT03	180332	PUMP(FUEL INJECTION),TEST,AMERICAN BOSCH MODEL PSB-6A	
620	MUW	KITPT04	180922	PUMP(FUEL INJECTION),TEST,AMERICAN BOSCH MODEL PSE-12BT	
620	MAW	KITRSXX	VARIABLE	REGULATOR(VOLTAGE),SET UP AND TEST	109
620	MAW	KITSXX	VARIABLE	SPEEDOMETER,CHECK ON SPEEDOMETER TEST MACHINE	

DEFENSE WORK MEASUREMENT STANDARD TIME DATA
ELEMENT INDEX

UCCUP- ATION	QUALITY	DWSTDP ELEMENT	TNU VALUE	OPERATION/ELEMENT DESCRIPTION	PAGE
620	MAW	KITSTXX	VARIABLE	STARTER(AUTOMCTIVE).TEST	109
621	MAA	MCPC101	1951	CLAMP(MARMAN).INSTALL	
621	MAA	MCPC102	2606	CLAMP(WIGGINS TYPE-TWO TO SIX INCH DIAMETER). INSTALL	110
621	MAA	MCPCH01	1449	CLAMP(MARMAN-TWO TO SIX INCH DIAMETER).REMOVE	
621	MAA	MPCCR02	2090	CLAMP(WIGGINS TYPE-TWO TO SIX INCH DIAMETER). REMOVE	
621	MAA	MONDOXX	VARIABLE	DOOR(4X6 FOOT OVEN).OPEN AND/OR CLOSE	
621	MAA	MCHOP01	394	OBJECT.PLACE IN AND REMOVE FROM OVEN.FIRST OBJECT	
621	MAA	MCHOP02	126	OBJECT.PLACE IN AND REMOVE FROM OVEN.ADDI- TIONAL OBJECT	
639	MAF	MEMBA01	162	BLADE(SED KNIFE).ALIGN TO LAWNMOWER	
639	MAF	MEMB101	776	BLADE(SED KNIFE).INSTALL ON OR REMOVE FROM GRINDER	111
639	MAF	MEMBRO1	142	BLADE(SED KNIFE).REMOVE OR REPLACE UNDER LAWNMOVER BODY	
639	MAF	MEMBS01	143	BELT.SLIP ON OR OFF PULLEY.LAWNMOVER GRINDER	
639	MAF	MEMCH01	81	CUTTER.MOVE AND POSITION TO BLADES	
639	MAF	MEMDP01	136	DEVICE(HOLDING).POSITION ON GRINDER.PER DEVICE	
639	MAF	MEMRA01	210	ROD(CUTTING ARM).ADJUST ON LAWNMOVER SHARPENER	
639	MAF	MEMR001	475	ROD.OBTAIN AND ASSEMBLE TO CUTTING ARM OR DISASSEMBLE AND PLACE ASIDE	
639	MAF	MEMSS01	175	STOP.SET.LAWNMOVER GRINDER	
639	MAF	MENTAXX	VARIABLE	TABLE(GRINDER).ADJUST HORIZONTALLY OR VERTICALLY	112
639	MAF	MEMWAXX	VARIABLE	WHEEL(GRINDING).ADJUST FEED FOR LAWNMOVER	
639	MAF	MJPHR01	695	HANDLE(LAWNMOVER).REMOVE	
639	MAF	MONCO01	86	CUTTER.OBTAIN AND MOVE	
639	MAF	MCHLLO1	166	LAWNMOVER.LIFT TO BENCH	
639	MAF	MONWA01	104	WEIGHT(SPEED).ATTACH OR DETACH TO/FROM LAWNMOVER	
639	MAF	BTLO001	174	BLADE.DEBURR.UP TO 22 INCH LAWNMOVER	
639	MAF	BTLSLO1	86	SCREW(ADJUSTING)(RUSTY).LOOSEN OR TIGHTEN WITH A SCREWDRIVER	
66X	MAF	MCPCP01	127	CLAMP(WOOD).POSITION AND TIGHTEN	113
66X	MAF	MCPCY01	93	CLAMP(CAN ACTION).TIGHTEN AND LOOSEN	
66X	MAF	MCPCY02	160	CLAMP.TIGHTEN AND LOOSEN TO HOLD BOARD	
66X	MAF	MGNM01	584	MATERIAL.MEASURE AND MARK FOR CUTTING	
66X	MAW	BOHMPXX	VARIABLE	MATERIAL.PLACE IN WOOD VISE	
66X	MAW	BOHMRXX	VARIABLE	MATERIAL.REMOVE FROM WOOD VISE	

DEFENSE WORK MEASUREMENT STANDARD TIME DATA
ELEMENT INDEX

OCCUP- ATION	QUALITY	DWMSTOP ELEMENT	TMU VALUE	OPERATION/ELEMENT DESCRIPTION	PAGE
66X	MAW	MVSWLXX	VARIABLE	WOOD, LOAD IN AND UNLOAD FROM VISE	113
660	MAF	MNFGA01	198	GLUE, APPLY WITH BRUSH	
660	MAF	MNFNP01	135	NAIL, PRE-NAIL PRIOR TO ASSEMBLY	114
660	MAF	MNFNS01	67	NAIL, SET WITH NAIL PUNCH	
660	MAF	MOMPP01	274	PIECES, POSITION TWO FOR FASTENING	
664	MAF	MCPCA01	794	CLAMP (HOLD DOWN), ADJUST, TENON MACHINE	
665	MAF	MEWCA01	233	CUT DEPTH, ADJUST	
665	MAF	MEWFP01	403	FENCE (GUIDE), POSITION ON SPINDLE OF SHAPER	
665	MAF	MEWPS01	218	PLANER (WOOD), START AND STOP	
665	MAF	MEWTA01	210	TABLE (WOOD PLANER), ADJUST HEIGHT	
665	MAF	MEWTM01	81	TABLE, MOVE HORIZONTALLY 2 1/2 INCHES AND RETURN, MORTISE MACHINE	
665	MAF	MEWTT01	249	TEMPLATE, TACK ON TOP OF STOCK FOR SHAPER	115
666	MAF	MEWMD01	97	HOLE, DRILL OR COUNTERSINK WITH DRILL PRESS	
667	MAF	MEWBR01	653	BLADE, RAISE OR LOWER FOR CUTTING ON TABLE SAW	
667	MAF	MEWCA01	213	CARRIAGE (AUTOMATIC RIP SAW), ADJUST HEIGHT	
667	MAF	MEWFA01	134	FENCE GAUGE (AUTOMATIC RIP SAW), ADJUST	
667	MAF	MEWFS01	279	FENCE (TABLE SAW-WOOD), SET FOR WIDE CUT	
667	MAF	MEWGS01	124	GAUGE (WIDTH-TABLE SAW), SET	
667	MAF	MSUCR01	115	COLLAR AND DADO BLADES, REMOVE, RADIAL CIRCULAR SAW	
667	MAF	MSUDP01	47	DADO (OR NUT), PLACE ON SAW SHAFT	
667	MAF	MSUF101	306	FENCE, INSTALL ON TABLE SAW	
667	MAF	MSUFRO1	376	FENCE, REMOVE FROM TABLE SAW	116
667	MAF	MSUG101	331	GUARD (SAFETY), INSTALL ON TABLE SAW	
667	MAF	MSUGRO1	498	GUARD (SAFETY), REMOVE FROM TABLE SAW	
667	MAF	MSUSCO1	376	STOP, CLAMP ON RADIAL CIRCULAR SAW BED OR TABLE	
667	MAF	MSUSRO1	220	STOP, REMOVE FROM CUTOFF SAW BED	
667	MAF	MTLSS01	843	SURFACE, SMOOTH, REMOVE BURRS AND SPLINTERS	
669	MAF	MEWBC01	79	BEADING, CUT ONE PIECE ON BEADING CUTTER	
669	MAF	MEWJT01	47	JOINTER, TURN ON AND OFF	
669	MAF	MEWMC01	135	MOULDING, CUT ON MOULDING CUTTER	
669	MAF	MEWNU01	340	NUT (LOCK), UNFASTEN AND FASTEN FROM SIDE OF TOP AND BOTTOM CUTTER HEADS OF MOULDER	117
669	MAF	MEWPR01	291	PIPE (SAW JUST COLLECTOR DUCT), REMOVE AND INSTALL IN MOULDER	
669	MAF	MEWTL01	358	TAILGATE (MOULDER), LOWER AND RAISE	
669	MAF	MEWWP01	67	WORK, PREPARE TO RUN ON JOINTER	

DEFENSE WORK MEASUREMENT STANDARD TIME DATA
ELEMENT INDEX

OCCUP- ATION	QUALITY	DEMS/DP ELEMENT	TNU VALUE	OPERATION/ELEMENT DESCRIPTION	PAGE
669	MAF	MLQTR01	198	TEMPLATE(WOOD).REMOVE FROM TOP OF STOCK	11
669	MAF	MOHMHXX	VARIABLE	HEADS(CUTTER).REMOVE AND INSTALL.SIDE OR TOP AND BOTTOM CUTTER HEADS ON MOULDER	
669	MAF	MSUBP01	411	BREAKER(CHIP).REMOVE AND SET ON TOP HEAD CUTTER OF MOULDER	
669	MAF	MSUBU01	923	BEARINGS(OUTBOARD).UNFASTEN AND SET ON BOTTOM AND TOP CUTTER HEADS ON MOULDER	
669	MAF	MSUHR01	319	HOOD(BLOWER).REMOVE AND INSTALL ON MOULDER. PER HOOD	118
669	MAF	MSUJAXX	VARIABLE	JOINTER.ADJUST TO REQUIRED TABLE HEIGHT	
699	MAA	MCPOD01	199	OBJECT.DIP WITH HOOK	
699	MAF	MLULA01	108	LUBRICANT.APPLY GREASE WITH A PADDLE	
699	MAA	MLUAG01	377	GREASE.APPLY TO MATING SURFACES	
699	MAB	MLUAD01	47	OIL.APPLY WITH APPLICATOR SUCH AS TOOTHPICK. NEEDLE.OR WIRE	
699	MAF	MLURL01	236	BEARING(MOTOR).LUBRICATE	
699	MAF	MLUCS01	184	CUP(GREASE).SCREW DOWN	119
699	MUW	MLUFG01	71	FITTING.GREASE WITH AIR-OPERATED GREASE GUN	
699	MAB	MLUGAC1	99	GREASE.APPLY TO SMALL BEARING OR PART BY HAND	
699	MAW	MLUGOC1	49	GREASE.OBTAIN FROM CONTAINER WITH STICK OR FINGER	
699	MAW	MLUGT01	55	GUN(SPRAY).TURN ON AND OFF	
699	MAB	MLUGW01	49	GUN(GREASE).WIPE EXCESS GREASE FROM BARREL WITH FINGERS	
699	MAA	MLULA01	416	LUBRICANT/SEALANT.APPLY WITH TUBE AND SPREADER	
699	MAA	MLULA02	80	LUBRICANT.APPLY WITH BRUSH TO SPOT	
699	MAA	MLULA03	228	LUBRICANT.APPLY WITH BRUSH/LINEAR FOOT	120
699	MAA	MLULP01	113	LUBRICANT/SEALANT.PLACE WITH OIL CAN	
699	MAB	MLUNC01	239	NOZZLE.CHANGE ON AIR-OPERATED SPRAY GUN	
699	MAB	MLUDAXX	VARIABLE	OIL.APPLY TO HOLE OR SPOT WITH TRIGGER TYPE OIL CAN	
699	TUB	MLUCR01	248	OIL.REMOVE AND DISPOSE OF.WITH HAND OPERATED SUCTION GUN	
699	MAB	MLUSD01	38	SPIGOT.OPEN AND CLOSE.LEVER TYPE	
699	MAF	MOHBP01	399	BUCKET.POSITION AND REMOVE FROM 55 GALLON DRUM	
699	MAF	MOHUP02	242	BUCKET.POSITION TO POUR FROM	
7XX	MAA	SCLCCXX	VARIABLE	COMPONENT.CLEAN WITH BRUSH AND SOLVENT	1
7XX	MAA	SOABIXX	VARIABLE	BEARING OR GEAR.INSTALL	
7XX	MAA	SOAUNXX	VARIABLE	BEARING OR GEAR.REMOVE	
7XX	MAA	SCACIXX	VARIABLE	COVER/PANEL(ACCESS).INSTALL AND REMOVE	
7XX	MUA	SCACRXX	VARIABLE	COUPLER/GEAR/SLEEVE OR COLLAR.REMOVE AND INSTALL WITH PIN OR CLAMP AND SET SCREW	2

DEFENSE WORK MEASUREMENT STANDAND TIME DATA
ELEMENT INDEX

QUALITY	DWMSTOP ELEMENT	TMU VALUE	OPERATION/ELEMENT DESCRIPTION	PAGE
7XX	MAA	SCAK1XX	VARIABLE KNOB/POINTER,INSTALL WITH NORMAL ACCESS(HAND OR TOOL)	2
7XX	MAA	SDAKRXX	VARIABLE KNOB/POINTER.REMOVE(HAND OR TOOL)	3
7XX	MAA	SDAMI01	1490 MCUNT(SHOCK).INSTALL	
7XX	MAA	SDAMH01	1170 MOUNT(SHOCK).REMOVE	
7XX	MAA	SDAPC01	645 PLUG(CANNON).CONNECT	
7XX	MAA	SDAPC02	989 PLUG(JONES).CONNECT	
7XX	MAA	SDAPD01	564 PLUG(CANNON).DISCONNECT	
7XX	MAA	SDAPD02	901 PLUG(JONES).DISCONNECT	
7XX	MAA	SDAPD03	420 PLUG(PULSE CABLE).DISCONNECT	4
7XX	MAA	SCAPI01	144 PART(SMALL).INSTALL AND POSITION WITH TWEEZERS	
7XX	MAA	SCAPI02	179 PLUG(BUTTON)AND GASKET.INSTALL	
7XX	MAA	SDAPR01	2790 PART OR MODULE.REPLACE	
7XX	MAA	SDAPR02	153 PLUG(BUTTON).REMOVE	
7XX	MAA	SDAPR03	587 PART(THREADED-STAKED).REMOVE	
7XX	TUL	MIDPL01	91 POINT(ON CHASSIS OR TERMINAL BOARD).LOCATE/ FIND	
7XX	TAA	MIDPL02	143 POINT.LOCATE ON CHASSIS OR TERMINAL BOARD	
7XX	MAA	SIDCSXX	VARIABLE CHARACTER(S).STAMP IN METAL	5
7XX	MAA	MITGRXX	VARIABLE GAUGE/METER.READ	
7XX	MAA	SITCCXX	VARIABLE COMPONENT.CLEAN AND INSPECT	
7XX	MAA	SITSTXX	VARIABLE SPRING.TEST	
7XX	MAA	SITST03	1540 SPRING.TEST	6
7XX	MAA	MJPEPXX	VARIABLE EYE LOUPE(FRAME/EYE HELD).PREPARE TO USE	
7XX	MAO	MJPPP01	143 PROTECTORS(VISE JAW).PLACE	
7XX	MAO	MJPV501	135 VISE.SWIVEL TO DESIRED WORK POSITION	
7XX	MAW	SJPD01	451 DRILL(PORTABLE).PREPARE TO USE	
7XX	MAO	SJPD501	1199 DRILL(PORTABLE-MAGNETIC BASE).SET UP	
7XX	MAA	SJPMPPX	VARIABLE MOTOR(AIR).PREPARE FOR USE.ASIDE	7
7XX	MAA	SLULAXX	VARIABLE LUBRICANT.APPLY TO GASKET/O-RING	
7XX	MAA	SLULA05	243 LUBRICANT.APPLY TO SPOT WITH HYPODERMIC SYRINGE	
7XX	MAA	SLUOAXX	VARIABLE OIL(LIGHT).APPLY WITH SYRINGE	
7XX	MAA	SLUSP01	784 SYRINGE(HYPODERMIC).FILL WITH LIGHT OIL	
7XX	MAA	MNFC101	95 COVER(PROTECTIVE-CLAMP ON TYPE).INSTALL ON PART	
7XX	MAA	MNFC102	116 COVER(PROTECTIVE-EXPANDABLE BAND TYPE).INSTALL ON PART	8
7XX	MAA	MNFCR01	78 COVER(PROTECTIVE-CLAMP ON TYPE).REMOVE FROM PART	

DEFENSE WORK MEASUREMENT STANDARD TIME DATA
ELEMENT INDEX

OCCUP- ATION	QUALITY	DWNSTDP ELEMENT	TNU VALUE	OPERATION/ELEMENT DESCRIPTION	PAGE
7XX	MAA	MNFBXX	VARIABLE	PIN,BEND WITH PLIERS	8
7XX	MAA	MOHCCXX	VARIABLE	COVER(HINGED),CLOSE	
7XX	MAA	MCHC101	255	COVER(HINGED-PIN TYPE),INSTALL AND CLOSE	
7XX	MAA	MCHCOXX	VARIABLE	COVER,OPEN	
7XX	MAA	MCHCPXX	VARIABLE	COVER(WRAP AROUND OR CAP SHAPED),PLACE ON UNIT	9
7XX	MAA	MCHCXXX	VARIABLE	COVER(WRAP AROUND OR CAP SHAPED),REMOVE FROM UNIT/ITEM	
7XX	TAA	MCHOUXX	VARIABLE	OBJECT,DISENGAGE	
7XX	MAA	MCHPIXX	VARIABLE	PLATE(FLAT ACCESS COVER),INSTALL AND REMOVE	10
7XX	MAA	MCHPIVXX	VARIABLE	PART,PLACE IN HOLE	
7XX	MAA	SUNCPXX	TABLE	COVER(BOX TYPE),PLACE ON UNIT	
7XX	MAA	SCHCXXX	TABLE	COVER(BOX TYPE),REMOVE FROM UNIT	
7XX	MAA	SOMGTXX	VARIABLE	GEAR(SINGLE OR TRAIN),TURN TO POSITION,BY HAND	11
7XX	MAA	SCHPWXX	VARIABLE	PART(MATING),REMOVE AND INSTALL	
7XX	MAA	SOMPROS	43	PART(SINGLE ALIGN),REMOVE PART OUT OF HOLE OR OFF STUD	
7XX	MAA	MPAGAXX	VARIABLE	GLYPTAL/DOPE,APPLY TO SCREW OR NUT	
7XX	THA	MPTLS01	95	LEAD(GROUND)OR TAP,SOLDER OR UNSOLDER	
7XX	MAA	MRDTRXX	VARIABLE	TECHNICAL ORDER(OUT LINE/RECAP),READ	
7XX	MAA	SSUVS01	3028	VARI-DRIVE,SET UP,ATTACH SPLINE AND ADAPTER SPLINE TO SHAFT	12
7XX	MAA	SSUVS02	1476	VARI-DRIVE,SET UP,REMOVE ADAPTER SPLINE AND SPLINE FROM SHAFT	
7XX	MAA	SSUVS03	10140	VARI-DRIVE,SET UP,ATTACH AND REMOVE ADAPTER	
7XX	MAA	SSUVS04	14850	VARI-DRIVE,SET UP,ATTACH AND REMOVE COMPONENT TO/FROM VARI-DRIVE HEAD	
7XX	MAA	MTFPPXX	VARIABLE	PART,PREPARE FOR MOUNTING	
7XX	MAA	STFPRO1	375	PART(THREADED),REPLACE BY HAND(UNPACK NEW PART)	
7XX	MAA	STFPRO2	235	PART(THREADED),REPLACE BY HAND	13
7XX	MAF	MTLPRO1	208	PLATE(COVER),REPLACE	
7XX	MAA	STLAIXX	VARIABLE	ADAPTER AND PLUG,INSTALL	
7XX	MAA	STLANXX	VARIABLE	ADAPTER/PLUG,REMOVE	
7XX	MAA	STLHPXX	VARIABLE	HOLE,PUNCH WITH HAMMER AND HOLLOW POINT PUNCH	
7XX	MAF	STLPP01	144	PARTS,PHY APART WITH HAMMER AND CHISEL	
7XX	TAA	STPDHXX	TABLE	HOLE,DRILL IN STEEL(HAND DRILL-POWERED)	14
7XX	MUA	STPHCXX	TABLE	HOLE,COUNTERBORE IN ALUMINUM	
7XX	MAA	STPHDXX	VARIABLE	HOLE,DRILL IN ALUMINUM(HAND DRILL POWERED)	15
7XX	MUA	STPMCXX	TABLE	MATERIAL, UNTERSINK(MICRO)	16

DEFENSE WORK MEASUREMENT STANDARD TIME DATA
ELEMENT INDEX

OPERATION	QUALITY	DWMSTOP ELEMENT	TMU VALUE	OPERATION/ELEMENT DESCRIPTION	PAGE
7XX	MAA	MVSORXX	VARIABLE	OBJECT, RELEASE FROM STRAP VISE (HYDRAULIC)	16
7XX	MUA	MVSOSXX	VARIABLE	OBJECT, SECURE IN STRAP VISE (HYDRAULIC)	
70X	MUD	SCPFIXX	VARIABLE	FASTENER (CLECO), INSTALL (TEMPORARY)	
70X	MUD	SCPFRXX	VARIABLE	FASTENER (CLECO), REMOVE	
70X	MAA	SDAGRXX	VARIABLE	GEAR (WORM), REAM AND INSTALL	17
70X	MAW	MTLSUXX	VARIABLE	SNIPS (TINI), USE TO CUT SHEET METAL TO 22 GAUGE	
70X	MAA	TYLTCRX	TABLE	THREAD (EXTERNAL), CHASE	
701	MAA	SITWS01	3503	WRENCH (TORQUE), SET AND TEST TORQUE	
704	MAF	MCLSC01	57	SHAVINGS, CLEAN FROM ONE LETTER WITH SCRIBE (PLASTIC MATERIAL)	
704	MAF	MJPCS01	55	COPY (MASTER), SELECT FROM RACK ON WALL (PER LETTER)	
704	MAF	MJPCS02	26	COPY (MASTER), SELECT FROM WORK BENCH (PER LETTER)	
704	MAA	HQHSM01	19	STYLE (PANTOGRAPH MACHINE), MOVE TO NEXT LINE	18
704	MAA	MPALFXX	VARIABLE	LETTER (ENGRAVED), FILL WITH ENGRAVERS CRAYON	
704	MAF	SSUBL01	174	BOLT (ARM), LOOSEN AND TIGHTEN	
704	MAF	SSUCL01	483	CLAMP (MACHINE TABLE), LOOSEN AND TIGHTEN	
704	MAF	SSUGR01	86	GIR (PANTOGRAPH MACHINE), REMOVE AND INSERT FROM HOLDING TABLE (PER GIR)	
704	MAF	SSUTAXX	VARIABLE	TABLE (MACHINE), ADJUST WITH CRANK (PANTOGRAPH)	
704	MAF	SSUTA03	60	TABLE (MACHINE), ADJUST FOR DEPTH OF CUT (PANTOGRAPH)	
704	MAA	SSUTI01	67	TYPE MASTER (PANTOGRAPH MACHINE), INSERT AND REMOVE	19
704	MAF	MTFSL01	51	SCREW (THUMB), LOOSEN OR TIGHTEN, ON GIR	
704	MUF	MTPLFXX	VARIABLE	LETTER, ENGRAVE (PANTOGRAPH), IN METAL, BAKELITE OR PLASTIC	
705	TUA	SCLOBXX	VARIABLE	OBJECT, BUFF WITH WINE WHEEL	20
705	MBW	MTLHXX	VARIABLE	HOLE, HURR	
705	MRB	MTLTFXX	VARIABLE	TOOTH (GEAR-END), FILE	
705	MRW	TYLEFXX	TABLE	EDGE, FILE	
705	MAW	TYLFUXX	TABLE	FILE, USE TO REMOVE MATERIAL	21
705	MUA	STLMSXX	VARIABLE	HOLE, SLOT WITH FILE	
705	MHW	MTPEGXX	VARIABLE	EDGE, GRIND TO RUSH (MACHINE)	
705	MUF	MTPSU01	434	SIGN (PLEXIGLASS), BUFF EDGES ON BUFFING MACHINE	
705	MUF	MTPSO1	367	SIGN, SAND WITH DISC SANDER	
705	TUA	STPBGXX	VARIABLE	BALANCE, GRIND	22
706	MAA	SNPPI01	609	PINS, INSTALL	
706	MAA	STLBC01	296	BLADE, CHANGE	

DEFENSE WORK MEASUREMENT STANDARD TIME DATA
ELEMENT INDEX

OCCUP- ATION	QUALITY	DNSTDP ELEMENT	TMU VALUE	OPERATION/ELEMENT DESCRIPTION	PAGE
709	TBA	MCLSHXX	VARIABLE	SOLUTION(ZYGLO), WASH FROM PART ON PALLET	22
709	MAA	SCLFC01	450	FITTING(AIRCRAFT CONTROL CABLE), CLEAN	
709	MAA	SDAPP01	5608	PART, PREPARE TO DRILL AND REAM COUPLER, GEAR HUB, SLEEVE OR COLLAR	
709	MAA	NDPCPXX	VARIABLE	CABLE(AIRCRAFT CONTROL), PRESERVE	
709	MAA	SGMCHXX	VARIABLE	CABLE(AIRCRAFT CONTROL), MEASURE AND CUT	23
709	MAA	MITDXX	VARIABLE	OBJECT, DEMAGNETIZE WITH COIL	
709	MAA	MITOMXX	VARIABLE	OBJECT, MAGNETIZE FOR MAGNAGLO INSPECTION	
709	MUA	SITCYXX	VARIABLE	CABLE(AIRCRAFT CONTROL), TEST	
709	MAA	SITDIXX	VARIABLE	DYE PENETRANT, INSPECT, METAL SURFACE, PER 12 SQUARE INCHES	24
709	TUA	SITIPXX	VARIABLE	PART, INSPECT BY MAGNAGLO PROCESS	
709	TBA	SITIP06	420	PART(VERY SMALL), INSPECT WITH MAGNAFLUX MACHINE	
709	MUA	SITIZXX	VARIABLE	PART, INSPECT(ZYGLO)	25
709	MAA	SITOIXX	VARIABLE	OBJECT, INSPECT WITH BLACK LIGHT	
709	TAA	SITP001	736	PART(VERY LARGE), DIP AND SPRAY WITH ZYGLO SOLUTION	
709	MUA	SITPIXX	TABLE	PART(ENGINE), INSPECT(ZYGLO)	
709	MAA	SITPMXX	TABLE	PART, MAGNAFLUX	
709	TBA	SITPZ01	8015	PARTS, INSPECT WITH BLACK LIGHT(ZYGLO)	27
709	TUA	SITSA4X	VARIABLE	SOLUTION(MAGNETIC), APPLY TO PART	
709	TBA	SITSS4X	VARIABLE	SOLUTION(ZYGLO), SPRAY ON PART	
709	MAA	SITTI01	1440	TERMINAL(BALL), INSPECT, AIRCRAFT CONTROL CABLE	
709	MAA	MJPIP01	165	INSPECTION(MAGNAGLO), PREPARE TO PERFORM	
709	MAA	SNPRI01	314	RIVETS, INSTALL WITH HAMMER AND PUNCH	
709	MAA	SAPRRXX	VARIABLE	RIVET, REMOVE WITH DRILL, HAMMER AND PUNCH	28
709	MAA	SCNCD01	340	COMPONENT, DEMAGNETIZE	
709	TBA	SPTPD01	393	TABLE(DIP), RAISE AND LOWER	
709	MAA	SSUPSXX	VARIABLE	PROOFLCADER(AIRCRAFT CONTROL CABLE), SET UP AND INSTALL EXTENSION CABLE	
709	MAA	SSUSS01	1192	SWAGER(AIRCRAFT CONTROL CABLE), SET UP AND TAKE DOWN	
709	MAA	SSUSS02	2524	SWAGER(AIRCRAFT CONTROL CABLE), SET UP	
709	MUC	MYLRUXX	VARIABLE	REAMER(HAND), USE, PER 1/4 INCH DEPTH OF HOLE	29
709	MAA	STLFS01	3000	FITTING(AIRCRAFT CONTROL CABLE), SALVAGE	
709	MAA	STLHTXX	VARIABLE	HOLE, TAP	
709	MAA	STLSIXY	VARIABLE	SLEEVE(NICOPRESS), INSTALL(CRIMP)	
710	TUA	SCADCKX	VARIABLE	GANDISEALING), CLEAN AND REMOVE FROM INSTRUMENT	30

DEFENSE WORK MEASUREMENT STANDARD TIME DATA
ELEMENT INDEX

OCCUP- TION	QUALITY	DWMSTOP ELEMENT	TMU VALUE	OPERATION/ELEMENT DESCRIPTION	PAGE
710	MAA	SCAC101	4798	COMPONENT(PIGTAIL).INSTALL	30
710	MBA	SCACRX	VARIABLE	CASE(INSTRUMENT).REPAIR	31
710	MAA	SDACH06	383	CUPS(TERMINAL-GYRO MOTOR).REMOVE	
710	MAA	SDADR01	4006	DIAL(PRESSURE GAUGE).REMOVE AND REPLACE	
710	TUA	SDAGR01	1844	GUARD(GYRO HEADER P').REMOVE	
710	EUA	SDAHT01	2687	HOUSING AND CAP(LARGE GYRO MOTOR).TIN MATING EDGES	
710	FUA	SDAHU01	3768	HOUSING(GYRO MOTOR).UNSEAL.TIN MATING EDGES	32
710	EUA	SDAHU02	6976	HOUSING(GYRO MOTOR-MEDIUM).UNSEAL	
710	TUA	SCAISXX	VARIABLE	INSTRUMENT.SEAL WITH SOLDERING IRON	
710	MUA	SDAIUXX	VARIABLE	INSTRUMENT.UNSEAL WITH IRON	
710	MUA	SDAIU04	22470	INSTRUMENT.UNSEAL WITH INDUCTION HEATER	
710	MAA	SDALR01	1876	LENS(GAUGE).REPLACE IN GAUGE	
710	FUA	SDAMU01	14270	MOTOR(GYRO-LARGE).UNSEAL	33
710	FUA	SDAMU02	14677	MOTOR(GYRO-MEDIUM).UNSEAL AND SEPARATE INTO SUB-ASSEMBLIES	
710	EUA	SDANUXX	VARIABLE	NUT(GYRO MOTOR).UNSEAL	
710	MAA	SDAPI01	375	PCENTER(PRESSURE GAUGE).INSTALL	
710	MUA	SDAPP01	1900	PLUG(SEALING).POSITION AND SOLDER TO INSTRUMENT	
710	MAA	SDAPR01	1856	POINTER(GAUGE OR INSTRUMENT).REPLACE	34
710	MUA	SDAPR02	1950	PLUG(SEALING).REMOVE FROM INSTRUMENT	
710	MAA	SDASPO1	6300	SPRING(AIR).POSITION	
710	EUA	SDASR01	2666	SOLDER(EXCESS).REMOVE FROM SEAL EDGES OF CAP AND HOUSING(GYRO MOTOR)	
710	EUA	SDASR02	2638	SOLDER(EXCESS).REMOVE FROM SEAL NUT HOLE(GYRO MOTOR)	
710	EUA	SDASR03	3398	SOLDER(EXCESS)AND WEIGHTS.REMOVE FROM EXTERIOR OF LARGE GYRO MOTOR	
710	MUA	SDATR01	1582	TUBE(BOURDON).REMOVE AND REPLACE	
710	EUA	SDATU01	969	TUBE(EVACUATION-LARGE GYRO MOTOR).UNSEAL	35
710	MAA	MITIT01	1370	INSTRUMENT.TEST(SET UP FOR LEAK TEST)BENCH	
710	MAA	MITIT02	1370	INSTRUMENT.TEST FOR LEAKS	
710	TUA	MITIT03	1340	INSTRUMENT.TEST(REPAIR ONE LEAK/PER LEAK	
710	MUA	MITIT04	2160	INSTRUMENT.TEST(PURGE AND GAS FILL)	
710	TUA	MITIT05	1550	INSTRUMENT.TEST(SEAL FILL TUBE)	
710	TUA	MITIT06	2750	INSTRUMENT.TEST(SEAL WITH SOLDERED PLUG)	
710	MAA	SITBC01	8960	BALANCER(GISHOLT MODEL "S").CALIBRATE	36
710	MAA	SITBC02	8920	BALANCER(GISHOLT UJP).CALIBRATE	37

DEFENSE WORK MEASUREMENT STANDARD TIME DATA
ELEMENT INDEX

OCCUP- ATION	QUALITY	DWNSD ELEMENT	TMU VALUE	OPERATION/ELEMENT DESCRIPTION	PAGE
710	MAA	SITBC03	9670	BALANCER(BEAR MODEL 400B2),CALIBRATE	38
710	MAA	SITBC04	1830	BALANCER(GISHOLT MODEL 34V9107),CALIBRATE	
710	MAA	SITBC05	3270	BALANCER(AUTOMATIC CYCLE GISHOLT MODEL S), CALIBRATE	39
710	MAA	SITB501	14420	BALANCER,SET UP,GISHOLT MODELS 34V9107,S,UJP AND BEAR 400B2	
710	MAA	SITBT01	10700	BATTERIES,TEST AND REPLACE	
710	MAA	SITCA01	1364	CLEARANCE(DIAL INDICATOR),ADJUST	
710	MAA	SITCT01	1636	COMPONENT,TEST IN VACUUM CHAMBER	40
710	MAA	SITGA01	4140	GEAR MESH,ADJUST	
710	MAA	SITMA01	29620	METER,ADJUST	
710	MAA	SITPA01	3700	PIVOTS(JEWEL),ADJUST	
710	MAA	SITPY01	1202	PLAY,TEST WITH SHEFILD END PLAY TESTER	
710	MAA	SITRB01	24780	ROTOR,BALANCE(STATIC)	
710	MAA	SITRTXX	VARIABLE	RESISTANCE,TEST	41
710	MAA	SITSG01	186	SPACING(SHAFT END),GAUGE WITH GO,NO-GO GAUGE	
710	MAA	SITSG02	350	SPACING(GAP),GAUGE WITH GO NO-GO GAUGE	
710	MAA	SITSG03	1087	SPACE(END),GAUGE WITH DEPTH MICROMETER,ADJUST	
710	MAA	SITUC01	6130	UNIT,CHECK BALANCE,GISHOLT MODELS 34V9107,S, UJP AND BEAR 400B2	42
710	MAA	SITUC02	4160	UNIT,CHECK BALANCE,MICRO-NANIC MODEL EV-2	
710	MUA	KITGC01	14725	GAUGE(PRESSURE),CALIBRATE AND ADJUST	
710	MAA	SNFTYXX	VARIABLE	TAPE(TEFLON),INSTALL TO INSTRUMENT SEAM	
710	MAA	SOHCRO1	351	COVERS(GYRD-OUTER),REMOVE	43
72X	MAA	SCLCC01	1734	CONTACTS,CLEAN WITH BRUSH	
72X	MAA	SCLSCXX	VARIABLE	SWITCH(ROTARY),CLEAN WITH SPRAY	
72X	MAA	SCLSF01	456	SOLDERING IRON,FILE TIP SMOOTH	
72X	MAA	SCLSRXX	VARIABLE	SOLDER,REMOVE	
72X	MUA	SCLSR03	452	SOLDER,REMOVE FROM COMPONENT-PER POINT	
72X	MUA	SCLTCXX	VARIABLE	TERMINAL,CLEAN FIRST OR SINGLE PIN/POST/EYELET WITH SOLDERING IRON AND VACUUM(SOLDER SUCKER)	44
72X	MUA	SCLTC03	994	TERMINAL(ELECTRICAL/EYELET),CLEAN	
72X	MAA	MCPCLXX	VARIABLE	CLAMP(ELECTRON TUBE),LOOSEN AND TIGHTEN	
72X	MAA	SCPCIXX	VARIABLE	CLAMP(CABLE),INSTALL WITH LOCKNUT,SCREW/BOLT AND WASHER	
72X	MAA	SCPCWXX	VARIABLE	CLAMP(CABLE),REPLACE WITH LOCKNUT,BOLT/SCREW AND WASHER	45
72X	MAA	SCPCROB	6400	CLAMPS,REPLACE	
72X	MAA	SCPCUXX	VARIABLE	CLAMP(CABLE),UNBOLT LOCKNUT,BOLT/SCREW AND WASHER	

DEFENSE WORK MEASUREMENT STANDARD TIME DATA
ELEMENT INDEX

OCCUPATION	QUALITY	DWSTOP ELEMENT	TMU VALUE	OPERATION/ELEMENT DESCRIPTION	PAGE
72A	MAA	MOAAR01	114	ASSEMBLY (TERMINAL), REMOVE FROM CONNECTOR	45
72X	MUA	MCACDXX	VARIABLE	CONNECTOR, DISCONNECT AND CONNECT	
72X	MAA	SCACA01	6046	CABLE (COAXIAL), ASSEMBLE AND INSTALL TO PANEL MOUNTED TYPE RECEPTACLE	46
72X	MAA	SCACC01	485	CABLE (COAXIAL), CONNECT ONE END TO THREADED FITTING	
72X	MAA	SCACDXX	VARIABLE	CLIP OR SOCKET (MOUNTING-ELECTRONIC COMPONENT), DETACH (RIVETS)	
72X	MAA	SDACD03	399	CABLE (COAXIAL), DISCONNECT/REMOVE FROM THREADED CONNECTOR/RECEPTACLE IN SET/UNIT	
72X	MAA	SDACIXX	TABLE	COMPONENT, INSTALL AND REMOVE	47
72X	MAA	SDACI01	3480	COMPONENT, INSTALL WITH SOLDER	
72X	MAA	SDACI02	7620	COMPONENT, INSTALL WITH SOLDER	
72X	MAA	SDACL01	569	CABLE, LUBRICATE AND INSERT IN PLUG	
72X	MUA	SDACRXX	VARIABLE	CAPACITOR/RESISTOR, REPLACE	48
72X	MAA	SDACH03	4645	CAPACITOR (BUTTON TYPE), REPLACE (SOLDERED)	
72X	MAA	SDACR04	6851	COMPONENT, REPLACE	
72X	MAA	SDACH05	7668	CONNECTOR END, REPLACE ON COAXIAL CABLE	
72X	MAA	SDACR06	853	CONNECTOR END (THREADED), REMOVE FROM COAXIAL CABLE	
72X	MAA	SDACR07	714	CAP (CONNECTOR-THREADED), REMOVE AND INSTALL	
72X	MUA	SDACSXX	VARIABLE	CIRCUIT (ELECTRON TUBE), SERVICE (MECHANICAL)	49
72X	MAA	SDAFHXX	VARIABLE	COMPONENT (ELECTRONIC), REPLACE	
72X	MAA	SCAFRXX	VARIABLE	FILTER OR COIL, REPLACE	
72X	MAA	SDAGIXX	VARIABLE	GROMMET, INSTALL USING GUIDE WIRE AND ARBOR PRESS	50
72X	MAA	SDAHRXX	VARIABLE	HOLDER (FUSE), REPLACE	
72X	MAA	SDAJHXX	VARIABLE	JACK/TEST POINT (PANEL MOUNTED), REPLACE	
72X	MAA	SDALR01	920	LAMP (PILOT), REPLACE	
72X	MAA	SDAMGXX	VARIABLE	MOUNT (SINGLE STUD), GET, PREPARE AND FIT TO CHASSIS	51
72X	MAA	SDAMHXX	VARIABLE	METER, REPLACE	
72X	MAA	SDAPAXX	VARIABLE	PLUG/CABLE (MOUNTED), DISASSEMBLE AND ASSEMBLE	
72X	MAA	SDAPDXX	VARIABLE	PLUG (ONE SOLDERED PIN), DISASSEMBLE AND ASSEMBLE	52
72X	MAA	SDAPD03	5105	PLUG, DISASSEMBLE AND ASSEMBLE	
72X	MAA	SDAPD04	3712	PLUG (MULTI-PIN OR RIBBON-RECTANGULAR SHAPED), DISASSEMBLE AND ASSEMBLE (CABLE MOUNTED)	
72X	MAA	SDAPLXX	VARIABLE	PART (PLUG IN), ENGAGE BY HAND	
72X	MAA	SDAPMXX	VARIABLE	PART (SINGLE AND MULTI-ALIGN), FIT TO CHASSIS	53
72X	MAA	SDAPIXX	TABLE	PART (ELECTRONIC), REPLACE	54

DEFENSE WORK MEASUREMENT STANDARD TIME DATA
ELEMENT INDEX

OCCUP- ATION	QUALITY	DWMSTDP ELEMEN"	TMU VALUE	OPERATION/ELEMENT DESCRIPTION	PAGE
72X	MAA	SDAPLXX	VARIABLE	PLUG, LOCATE, CONNECT AND REMOVE	55
72X	MAA	SDAPHXX	VARIABLE	PART (AXIAL LEAD), MOUNT IN/REMOVE FROM CLIP HOLDER	
72X	MAA	SDAPRXX	VARIABLE	PART, REPLACE	56
72X	MUA	SDAPR12	29800	POTENTIOMETER, REPLACE	
72X	MAA	SDAPR13	16389	POTENTIOMETER (STUD MOUNTED), REPLACE	57
72X	MAO	SDAPR14	1057	PLUG, REASSEMBLE TO CABLE (WITH SLEEVE)	
72X	MAA	SDANCXX	VARIABLE	CLIP (MOUNTING, TRANSISTOR), REMOVE	
72X	MAA	SDARDXX	VARIABLE	RELAY (WIRED), REPLACE	
72X	MAA	SDAREXX	TABLE	COMPONENT (ELECTRONIC), REPLACE	58
72X	MBA	SDARLXX	TABLE	LEAD (AND SOCKET, ELECTRON TUBE), REPLACE	
72X	MAA	SDARPXX	VARIABLE	PART (PLUG IN TYPE), REMOVE	59
72X	MAA	SDARRXX	VARIABLE	RECEPTACLE (COAXIAL), REPLACE ON PANEL	
72X	MAA	SDARR09	995	RECEPTACLE (PANEL MOUNT TYPE), REMOVE FROM COAXIAL CABLE	
72X	MAA	SDARR10	630	RECTIFIER (CRYSTAL), REPLACE (PLUG IN TYPE)	60
72X	MAA	SDARSXX	VARIABLE	SWITCH, REPLACE	
72X	MAA	SCARTXX	VARIABLE	TUBE (ELECTRON-PLUG IN TYPE), REPLACE	
72X	MAA	SCASCXX	VARIABLE	SWITCH, CONNECT WIRES AND INSTALL	
72X	MAA	SDASDXX	VARIABLE	SWITCH, DISCONNECT WIRES AND REMOVE	
72X	MAA	SDASIXX	VARIABLE	SEMI-CONDUCTOR, INSTALL WITH SOLDER	61
72X	TBA	SDASRXX	VARIABLE	SWITCH, REPLACE (CONNECT, DISCONNECT LEADS)	
72X	MAA	SCASH07	5774	SWITCH (WAFER), REPLACE	
72X	MAA	SDASSXX	VARIABLE	SHIELD (TUBE), SNAP ON AND OFF	
72X	MAA	SDAT1XX	VARIABLE	TRANSFORMER, REPLACE	62
72X	MAA	SDAT105	710	TERMINAL (FEED THROUGH TYPE), INSTALL	
72X	MBA	SDATRXX	VARIABLE	TUBE (ELECTRON-SOLDERED LEADS), REPLACE	
72X	MAA	SDATR03	19769	TUBE (ELECTRONIC), REPLACE	
72X	MAA	SDATR04	249	TUBE (ELECTRON), REPLACE	
72X	MAA	SDATR05	3550	TUBE (KLYSTRON-TYPE 0K547), REPLACE	63
72X	MAA	SDATR06	18980	TUBE (CATHODE RAY), REPLACE	
72X	MAA	SDATR07	4749	TUBE (CATHODE RAY), REMOVE AND INSTALL	
72X	MAA	SDAWRXX	VARIABLE	WAFER, REPLACE ON WAFER SWITCH	
72X	MAO	SDLI01	122	LUG, IDENTIFY WITH SLEEVE MARKER	
72X	MAA	MITCAXX	VARIABLE	CONTROLS, ADJUST	64
72X	MAA	MITCA03	325	CONTROLS, ADJUST-LOOSEN AND TIGHTEN LOCKNUT	
72X	MAA	MITGA01	1710	GENERATOR (RADIO FREQUENCY), ADJUST	

DEFENSE WORK MEASUREMENT STANDARD TIME DATA
ELEMENT INDEX

CUP- ELEM	QUALITY	DWMSD ELEMENT	TMU VALUE	OPERATION/ELEMENT DESCRIPTION	PAGE
					64
72X	MAA	MITPA01	1260	POTENTIOMETER OR TRIMMER, ADJUST	
72X	MAA	MITVCXX	VARIABLE	VOLTAGE (STANDING WAVE RATIO), CHECK	
72X	MAA	SITBS01	810	BRIDGE (WHEATSTONE), SET UP AND DISMANTLE	
72X	MAA	SITCCXX	VARIABLE	CONTINUITY, CHECK	65
72X	TUA	SITCC03	3910	CAPACITOR, CALIBRATE	
72X	MAA	SITCXX	VARIABLE	CHECK, MAKE WITH PORTABLE ELECTRICAL METER	
72X	TUA	SITCTXX	VARIABLE	CURRENT, TEST FOR INSTRUMENT CALIBRATION	
72X	MAA	SITCT03	720	COMPONENT (PANEL LIGHTS), TEST	
72X	MAA	SITCT04	1470	COMPONENT, TEST WITH MEGGER	
72X	MAA	SITDT01	850	DEVICE, TEST WITH SIMPSON 2600 CONSOLE	66
72X	MUA	SITDT02	2420	DEVICE, TEST WITH 691/U CONSOLE TEST SET	
72X	MUA	SITDT03	2200	DEVICE, TEST FREQUENCY, PHASE OR MODULATION WITH OSCILLOSCOPE	
72X	TUA	SITFOXX	VARIABLE	FREQUENCY, DETERMINE	
72X	MUA	SITFT01	980	FREQUENCY, TEST	
72X	MUA	SITGA01	1710	GENERATOR (RADIO FREQUENCY), ADJUST	67
72X	MAA	SITHMXX	VARIABLE	HI-POT CHECK, MAKE	
72X	MUA	SITIC01	813	INSULATION, CHECK WITH PORTABLE TESTER AND VARIAC	
72X	MAA	SITITXX	VARIABLE	INSULATION/HI-POT (WIRE), TEST	
72X	TUA	SITOT01	1230	OUTPUT (POWER), TEST	
72X	MAA	SITPA01	1680	POTENTIOMETER OR TRIMMER, ADJUST	
72X	MAA	SITRC01	171	RANGE (METER), CHANGE AND ADJUST ZERO KNOBS	
72X	MAA	SITROXX	VARIABLE	RESISTANCE, OBTAIN VALUE WITH WHEATSTONE BRIDGE	68
72X	MAA	SITRY01	2550	REGULATION, TEST	
72X	MAA	SITTCXX	VARIABLE	CIRCUIT BOARD, SET UP AND TEST (DIT-M-CO)	
72X	TBA	SITTTXX	VARIABLE	TRANSISTOR (THREE LEADS), TEST	
72X	MAA	SITTT03	4740	TUBE (ELECTRON), TEST	
72X	MAA	SITVCXX	VARIABLE	VOLTAGE/RESISTANCE, CHECK	69
72X	MAA	SITVC03	3430	VOLTAGE (NULL SYNCHRO), CHECK	
72X	MAA	SITVC04	1050	VOLTAGE/RESISTANCE, CHECK	
72X	TUA	SITVTXX	VARIABLE	VOLTAGE, TEST	
72X	MAA	MJPSP01	419	SOLDERING IRON (PISTOL GRIP TYPE), PREPARE FOR USE	
72X	MAA	MJPSP02	457	SOLDERING IRON (CONVENTIONAL TYPE), PREPARE FOR USE	70
72X	THA	MJPSTXX	VARIABLE	SOLDERING IRON, TIN	
72X	MAA	SJPM501	772	METER (ELECTRICAL-OHM, VOLT, ETC.), SET UP AND DISMANTLE	

DEFENSE WORK MEASUREMENT STANDARD TIME DATA
ELEMENT INDEX

OCCUP- ATION	QUALITY	DWSTOP ELEMENT	TMU VALUE	OPERATION/ELEMENT DESCRIPTION	PAGE
72X	MAA	SJPM502	334	METER(TEST).SET UP AND DISMANTLE	70
72X	MAA	SJPM503	1210	MULTI-METER.SET UP AND ASIDE(TO PERFORM CONTINUITY OR RESISTANCE CHECK)	
72X	MAA	SJPM504	1254	METER AND MEGGER.SET UP AND TAKE DOWN	
72X	MAA	SJPTP01	513	TUBING(VINYL).PREPARE FOR INSTALLATION	
72X	MAA	SNFPW01	329	FUSE.REPLACE	
72X	MAA	SNFMW01	60	PART(MATING).REMOVE	71
72X	MAO	MCHCSXX	VARIABLE	CHASSIS.SLIDE FROM AND INTO CASE.ELECTRONICS ASSEMBLY	
72X	MAF	MCHCT01	161	CHASSIS.TURN OVER(WITH CARE)	
72X	MAA	MCHPPXX	VARIABLE	PART.PLUG IN BY HAND	
72X	MAA	SOHCO01	61	CABLE(COAXIAL).DISCONNECT	
72X	MAA	SOHCRXX	VARIABLE	CHASSIS.REMOVE FROM CASE	
72X	MAB	SOHCR03	85	CAP AND HANDLE ASSEMBLY.REMOVE FROM CONNECTOR	
72X	MAC	MPAW001	179	WIRE(LUGGED).PAINT	72
72X	TAA	MPTSMXX	VARIABLE	SOLDER.MELT TO SOLDER/UNSOLDER	
72X	TUW	MPTSTXX	VARIABLE	WIRE.SOLDER TO TERMINAL-PROCESS TIME ONLY	
72X	TUW	MPTSWXX	VARIABLE	SOLDER.WIRE TO WIRE-PROCESS TIME ONLY	
72X	MAA	STFSB01	959	SCREW(CAPTIVE).BACK OUT AND RESEAT	
72X	MAA	MTLCR01	5237	CONPCUND(POTTING).REMOVE	73
72X	MAB	MTLGR01	111	GROMMET(RUBBER).REMOVE FROM BODY OF CONNECTOR ASSEMBLY	
72X	MAA	MTLPS01	85	PINS(TUBE).STRAIGHTEN.USING PIN STRAIGHTENER	
72X	MAA	MTLTIXX	VARIABLE	TERMINAL.INSTALL	
72X	MAA	MTLTI03	1424	TERMINAL AND LUG ASSEMBLY.INSTALL	
72X	MAA	MTLTI04	1817	TERMINAL(POST).INSTALL	
72X	MAA	MTLTRXX	VARIABLE	TERMINAL ASSEMBLY.REMOVE	
72X	MAO	MTLYR04	373	TIP.REMOVE AND REINSTALL ON ELECTRIC SOLDERING GUN	74
72X	MAA	MTLW101	815	PIN.INSTALL ON WIRE WITH CRIMPER	
72X	MAA	STLPRXX	VARIABLE	PIN.REPLACE AND REINSTALL	
72X	MAA	STLPRO1	3550	PIN(ELECTRICAL PLUG).REPLACE	
72X	MAA	STLTRXX	VARIABLE	TUBING(SHRINKABLE).REMOVE	
72X	TUA	STPSHXX	VARIABLE	SLEEVING(ELECTRICAL WIRE).HEAT TO SHRINK	
72X	MAA	MVSHRXX	VARIABLE	BOARD(PRINTED CIRCUIT).REMOVE FROM JIG AND INSTALL IN JIG	75
72X	MAA	MWHC1XX	VARIABLE	CONNECTOR END.INSTALL ON COAXIAL CABLE	
72X	MAA	MWHCL01	2297	CLAMP(HARNESS).LOOSEN AND TIGHTEN	
72X	MAA	MWHI1XX	VARIABLE	INSULATION(SPAGHETTI).INSTALL ON WIRE(S)	

CABLES FROM MEASUREMENT STANDARD TIME DATA
ELEMENT INDEX

CUP- ION	QUALITY	DNMSTDP ELEMENT	TMU VALUE	OPERATION	
72X	MAO	MMHLA01	175	LUG, ATTACH TO CONTACT WITH SCREW	75
72X	MAA	MMHLC01	362	LUG (TERMINAL), CRIMP TO WIRE END	
72X	MAO	MMHLPXX	VARIABLE	LOOP, FORM OR OPEN WITH PLIERS	76
72X	MAA	MMHLRXX	VARIABLE	LEAD (WIRE), REMOVE/INSTALL TO BINDING POST	
72X	MAA	MMHNI01	142	NUT (PLASTIC WIRE SPLICER), INSTALL	
72X	MAA	MMHPI01	660	PIN (WITH WIRE), INSTALL IN CONNECTOR	
72X	MAA	MMHSC01	179	SINK (HEAT), CLAMP TO AND REMOVE FROM WIRE	
72X	MAA	MMHSP01	873	SHIELD (METAL), PREPARE ON STRANDED WIRE FOR GROUND	
72X	MAA	MMHSWXX	VARIABLE	SPLICE (WIRE), WRAP WITH TAPE	
72X	MAA	MMHWA01	70	WIRE, ATTACH LOOP TO TERMINAL	77
72X	MAA	MMHWRXX	VARIABLE	WIRE, REMOVE UNSOLDERED OR CUT STRANDED WIRE FROM SET/UNIT	
72X	TUA	MMHWRO3	428	WIRE (STRANDED), REMOVE FROM PLUG PIN (UNSOLDER)	
72X	MAA	MMHWTXX	VARIABLE	WIRES (STRANDED), TWIST TOGETHER IN PAIRS	
72X	MAA	MMHWT05	157	WIRE, TWIST ON TERMINAL	
72X	MAA	TMHWRXX	TABLE	WIRE, REMOVE FROM VARIOUS TERMINALS, NORMAL AND RESTRICTED ACCESS	78
72X	MAA	SMHCC01	2066	CABLE (COAXIAL), CUT AND TERMINATE	
72X	MAA	SMHCIXX	VARIABLE	CONNECTOR (CABLE), INSTALL AND REMOVE	79
72X	MAA	SMHCI09	11732	CABLE (SHIELDED/COAXIAL), INSTALL	
72X	MAA	SMHCII0	2654	CABLE (COAXIAL), INSTALL WITH THREADED CAP	80
72X	MBA	SMHCRXX	VARIABLE	COMPONENT, REPLACE	
72X	MAA	SMHCR04	5734	CABLE (SHIELDED/COAXIAL), REMOVE	
72X	MAA	SMHCRO8	929	CABLE (COAXIAL), REMOVE FROM CONNECTOR WITH THREADED CAP	81
72X	MAA	SMHCSXX	VARIABLE	CABLE (COAXIAL), STRIP INSULATION	
72X	MAA	SMHMJXX	VARIABLE	HARNESS (ELECTRICAL), UNWRAP TAPE	
72X	MAA	SMHMVXX	VARIABLE	HARNESS (ELECTRICAL), WRAP WITH TAPE	
72X	MAA	SMHIRXX	VARIABLE	INSULATION (WIRE), REMOVE	82
72X	MAA	SMHISXX	VARIABLE	INSULATION, STRIP	
72X	TUA	SMHIWXX	TABLE	WIRE, REMOVE/INSTALL TO/FROM CONNECTOR	83
72X	MAA	SMHLAXX	VARIABLE	LUG, ATTACH WIRE AND INSTALL	
72X	MUA	SMHLCXX	VARIABLE	LEAD (WIRE), CLEAN AND PREPARE END FOR REINSTALLATION (STRANDED WIRE)	
72X	MAA	SMHLRXX	VARIABLE	LEAD, REMOVE FROM TERMINAL	84
72X	MAA	SMHLR05	7712	LEAD (STRANDED), RELOCATE	
72X	MBA	SMHLR06	1750	LEAD, REMOVE FROM PRINTED CIRCUIT BOARD	

DEFENSE WORK MEASUREMENT STANDARD TIME DATA
ELEMENT INDEX

OCCUP- ATION	QUALITY	DWSTDP ELEMENT	TMU VALUE	OPERATION/ELEMENT DESCRIPTION	P
72X	MAA	SWHLR07	873	TERMINAL LUG(RING TYPE).REPLACE ON STUD(WIRE ATTACHED)	84
72X	MBA	SWHL301	11890	LEAD.SOLDER ON PRINTED CIRCUIT BOARD	
72X	MAA	SWMLU01	3967	LEAD(AXIAL).UNSOLDER,SOLDER,TAG,UNTAG	
72X	MAA	SWMPA01	3123	PIGTAIL(GROUND LEAD).ATTACH TO CABLE SHIELD	85
72X	MAA	SWHPF01	1190	PIGTAIL(METAL SHIELD).FORM	
72X	MAA	SWMPIXX	VARIABLE	PART(AXIAL LEAD).INSTALL ON PIN POST OR EYELET TERMINAL	
72X	MAA	SWHP103	963	PLUG(BANANA TYPE).INSTALL AND REMOVE	
72X	MAA	SWMPRXX	VARIABLE	PART(AXIAL LEAD).REMOVE FROM PIN/POST OR EYELET TERMINAL	
72X	MAA	SWMPR05	6136	PLUG(AC/DC WITH CLAMP AND GROUND).REPLACE ON CABLE	86
72X	MAA	SWHPLXX	TABLE	LEAD.REMOVE AND INSTALL.VARIOUS TERMINALS. NORMAL AND RESTRICTED ACCESS	
72X	MAA	SWHRPXX	VARIABLE	PART(AXIAL LEAD).REPLACE ON PIN/POST TERMINAL OR EYELET TYPE TERMINAL	87
72X	MAA	SWHRWXX	VARIABLE	WIRE.ROUTE THROUGH OBSTRUCTION	
72X	MAA	SWHRW05	883	WIRE.ROUTE FROM ONE TERMINAL TO HARNESS AND FROM HARNESS TO THE OTHER TERMINAL	
72X	MAA	SWHRW06	723	WIRE.ROUTE SIX INCHES ALONG HARNESS	
72X	MAA	SWHPW07	137	WIRE.ROUTE THROUGH GROMMET OR HOLE	
72X	MAA	SWNST01	520	SOLDER(CONNECTION).TOUCH UP	
72X	MAA	SWHSU01	2694	SHIELD(CABLE-BRAIDED METAL).UNRAVEL	88
72X	MAA	SWHSWXX	VARIABLE	WIRES.SPLICE(SHIELDED WIRE)	
72X	MAA	SWHT103	3996	TUBING(SHRINK).GET,CUT AND INSTALL	
72X	MAA	SWHTPXX	VARIABLE	TUBING(VINYL).PREPARE AND INSTALL ON LEADS/STUD	
72X	MAA	SWHLAXX	VARIABLE	WIRE.ATTACH TERMINAL AND CONNECT TO POST (SHIELDED WIRE)	89
72X	MAA	SWHXCXX	VARIABLE	WIRE.CONNECT TO PIN WITH SOLDER	
72X	MAA	SWHBIXX	VARIABLE	WIRE(BUS).INSTALL TO TWO TERMINALS	
72X	MAA	SWHBI03	804	WIRE.INSTALL AND SOLDER LEAD END INTO PIN TERMINAL ON PLUG/RECEPTACLE	
72X	MAA	SWHPAXX	TABLE	WIRE.PREPARE AND INSTALL	90
72X	MBA	SWHRXX	VARIABLE	WIRE.REPLACE	
72X	MAA	SWHSXX	VARIABLE	WIRES.SPLICE(NON-SHIELDED WIRE)	
72X	MUA	SWHS03	1031	WIRE.SPLICE(WITH SOLDER)	91
72X	MAA	SWHS04	633	WIRE.SPLICE(SOLDERLESS)	
72X	THA	SWHWXX	TABLE	WIRE.SOLDER OR UNSOLDER.FROM/TO VARIOUS POINTS	
720	MAA	SACD501	51	DRIVE(MECHANICAL-RECORDER SPEED).SET OR RESET	

DEFENSE WORK MEASUREMENT STANDARD TIME DATA
ELEMENT INDEX

SUP- ON	QUALITY	DWMSTOP ELEMENT	TMU VALUE	OPERATION/ELEMENT DESCRIPTION	PAGE
721	MAA	SCLCP01	486	COMMUTATOR,POLISH AND CLEAN WITH CROCUS CLOTH	92
721	MAA	SCLSCXX	VARIABLE	COMMUTATOR(STATOR AND ARMATURE),CLEAN WITH ERASER AND AIR	
721	MAA	MDABP01	1290	BEARING,PRESS OUT	
721	MAA	MDACR01	2190	COVER(MOTOR END),REMOVE	
721	MAA	SDAARXX	VARIABLE	ARMATURE,REPLACE	
721	MAA	SDABIXX	VARIABLE	BEARING(MOTOR),INSTALL	
721	MAA	SDABP01	1660	BEARING,PRESS OUT AND REMOVE SLINGER	93
721	MAA	SDABRXX	TARLF	BRUSHES,REPLACE	
721	MAA	SDACIXX	VARIABLE	COVER(MOTOR),INSTALL	
721	MAA	SDAGR01	13900	GEAR TRAIN(SYNCHRO),REPLACE	
721	MAA	SDAMD01	1796	MOTOR,DISASSEMBLE(TRU-ARC RING)	94
721	MAA	SDAMD02	4236	MOTOR,DISASSEMBLE(THREE SCREWS AND COVER)	
721	MAA	SDAMD03	8360	MOTOR(RESOLVER),DISASSEMBLE	
721	MAA	SDAMMXX	VARIABLE	MOTOR(ELECTRIC),MOUNT AND HOOK UP	
721	MAA	SDAMR01	9160	MOTOR(CR MOTOR GENERATOR),REPLACE TO GEAR PLATE	
721	MAA	SDAMR02	10960	MOTOR,REPAIR	95
721	MBA	SDAMR03	24560	MOTOR,REPLACE	
721	MAA	SDAMR04	22090	MOTOR(GENERATOR),REPAIR(DISASSEMBLE,CLEAN, EXAMINE,AND ASSEMBLE)	
721	MBA	SDAMR05	37140	MOTOR(GENERATOR),REPLACE	96
721	MAA	SDARS01	18340	SYNCHRO,REPAIR	
721	MBA	SDARS02	29450	SYNCHRO,REPLACE	
721	MAA	SDASRXX	VARIABLE	SHIM,REPLACE ON ARMATURE	97
721	MAA	SDAUA01	11870	UNIT(MOTOR/GENERATOR),ASSEMBLE	
721	MAA	MITRCXX	VARIABLE	BEARINGS(MOTOR),CHECK FIT TO CAP AND HOUSING	
721	MAA	MITRC03	621	BEARING(SMALL MOTOR),CHECK FIT TO HOUSING(BOTH ENDS)	
721	MAA	MITTI01	122	TENSION(BRUSH SPRING),INSPECT AND TEST	
721	MAA	SITAC01	685	ARMATURE,CHECK WITH GROWLER	
721	MAA	SITAC02	8160	ARMATURE,CHECK AND STRAIGHTEN	98
721	MAA	SITBEXX	VARIABLE	BRUSHES,EXAMINE	
721	MAA	SITCCXX	VARIABLE	CONCENTRICITY(ARMATURE),CHECK WITH DIAL INDICATOR	
721	MUA	SITECO1	6310	END PLAY(ARMATURE),CHECK	
721	MAA	SITMCO1	6440	MAGNET(ARMATURE),CHARGE	
721	MAA	SITMD01	6090	MAGNET(ARMATURE),DEMAGNETIZE	99
721	MAA	SITMXX	VARIABLE	MOTOR(ELECTRIC),TEST	

DEFENSE WORK MEASUREMENT STANDARD TIME DATA
ELEMENT INDEX

OCCUP- ATION	QUALITY	DWSTDP ELEMENT	TMU VALUE	OPERATION/ELEMENT DESCRIPTION	
721	MAA	SITSIXX	VARIABLE	SEATING(BRUSH).INSPECT AND TEST	99
721	MAA	MSUBA01	195	BLOCK("V"AND DIAL INDICATOR).ADJUST	
721	MAA	SSUDS01	637	DIAL(INDICATOR).SET UP AND DISMANTLE TO/FROM V BLOCK	
726	MAA	SCACRXX	VARIABLE	CIRCUIT(PIECE).REMOVE FROM PRINTED CIRCUIT BOARD	
726	MAA	SCACT01	4679	COVER(TUBE TYPE OSCILLOSCOPE).TAKE OFF AND PUT ON	100
726	MAA	SCAWRXX	VARIABLE	WAVEGUIDE(SECTION).REPLACE	
726	TUA	SITDD01	3620	DISTCRYION.DETERMINE	
728	TUA	SCACS01	7298	CONDUIT.SOLDER FERRULES AND INSTALL NUTS	
728	MAA	SIDCM01	396	CABLE.MANUFACTURE.MARK SLEEVING.PER MARK	
728	MAA	SIDCS01	1200	CABLE.STAMP AND APPLY LABEL	101
728	MAA	SIDL01	7760	LABEL.PREPARE AND ATTACH TO CABLE	
728	MAA	MITCT01	1050	CABLE(COAXIAL).TEST INSULATION(AFTER ASSEMBLY)	
728	MAA	SITCXX	VARIABLE	CABLE.EXAMINE VISUALLY FOR DEFECTS/DAMAGE	
728	MAA	SITCM01	1410	CABLE.MANUFACTURE.CHECK CONTINUITY.PIN TO PIN	
728	MAA	SITCT01	2440	CABLE.TEST AND EXAMINE	
728	MAA	SITCT02	4978	CABLE(TRIAXIAL).TEST AND CHECK	
728	MAA	SITCT03	1340	CABLE.TEST(PIN TO PIN-ONE PLUG)	
728	MAA	SITCT04	1088	CABLE(COAXIAL).TEST ON PANEL(FINAL)	
728	MAA	SITCT05	1150	CABLE.TEST(PIN TO PIN-TWO PLUGS)	
728	MAA	SITCT06	98	CABLE(ELECTRICAL).TWIST TEST PLUG ENDS	
728	MAA	SJPCI01	3600	CABLE(ROUND OR SPLIT TYPE).INSTALL AND REMOVE IN/FROM FIXTURE	
728	MAA	SJPCLXX	VARIABLE	CABLE(ELECTRICAL).LAYOUT	
728	MAA	SJPCP01	1560	CABLE(COAXIAL).PREPARE TO MANUFACTURE AND TEST	
728	MAA	SJPPV01	440	PARTS(AVIONIC CABLE).VERIFY AND EXAMINE	103
728	MAA	SJPSS01	640	STOP(MEASURING TABLE).SET FOR DESIRED LENGTH	
728	MAA	SJPTI01	5926	TUBE(POTTING).INSERT IN.REMOVE FROM GUN.CLEAN	
728	MAA	SJPTL01	1560	TERMINALS.LOAD IN MACHINE	
728	FAA	SMTCS01	31460	CONDUIT.SOLDER	
728	TUA	MPTCM01	1514	CABLE.MANUFACTURE.WARM UP CODING MACHINE	
728	MAA	MSUCH01	2330	CABLE.MANUFACTURE.SET UP STAMPING DIE	
728	MAA	SSUCH02	1370	CABLE.MANUFACTURE.REPLACE STAMPING BLOCK	104
728	TUA	SSUCH03	1690	CABLE.MANUFACTURE.REPLACE RIBBON IN CODING MACHINE	
728	MAA	SSUCH04	1902	CABLE.MANUFACTURE.REPLACE WIRE SPOOL IN CODING MACHINE	

DEFENSE WORK MEASUREMENT STANDARD TIME DATA
ELEMENT INDEX

OCCUP- ATION	QUALITY	DBMSTP ELEMENT	TMU VALUE	OPERATION/ELEMENT DESCRIPTION	PAGE
728	MAA	SSUDS01	3660	DIE (STAMPING), SET UP	104
728	MAA	SSUMS01	2360	MACHINE (CABLE CODING), SET UP	
728	TUA	STLFR01	2450	FERRULE (ON CONDUIT), REAM BY HAND	
728	MAA	MTPCM01	2490	CONDUIT (ELECTRICAL BRASS), MEASURE AND CUT	105
728	MAA	MTPCM02	1690	CONDUIT (ELECTRICAL-ALUMINUM), MEASURE AND CUT	
728	MAA	STPCD01	3258	CONDUIT (ELECTRICAL-BRASS), DRESS AND FILE	
728	MAA	MWHWFXX	VARIABLE	WIRE(S), FEED THROUGH CONDUIT	
728	MUA	SWMBI01	2900	BAND (LOCKING), INSTALL AND CRIMP, AIRCRAFT CABLE	
728	MAA	SWHCC01	1004	CABLE (BONDING), CUT (PER CUT)	
728	MAA	SWHCIXX	VARIABLE	CABLE, INSTALL AND REMOVE FROM TYING FIXTURE	106
728	MAA	SWHCIO4	2738	CCLLAR (THREADED METAL), INSTALL ON COAXIAL CABLE-UNRAVEL BRAIDED METAL SHIELD AND PRESS TO CCLLAR	
728	MAA	SWHCM01	1060	CABLE, MANUFACTURE, INSTALL HEAT INSULATION, ONE INCH LONG	
728	MAA	SWHCM02	810	CABLE, MANUFACTURE, TIE CABLE WITH PLASTIC STRAP, PER STRAP	
728	MRA	SWHCM03	2058	CABLE, MANUFACTURE, STRIP SHIELDED WIRE AND ATTACH JUMPER	
728	MAA	SWHCS01	12030	CONDUIT, STRIP AND INSTALL NUTS	107
728	MUA	SWHPMXX	VARIABLE	PLUG (CABLE), MOLD	
728	MAA	SWHPR01	7380	PLUG (CABLE), REMOVE FROM MOLD	
728	MAA	SWHSIXX	VARIABLE	SLEEVING (VINYLLITE), INSTALL OVER CABLE	
728	MAA	SWHSI03	7450	SLEEVING, INSTALL	108
728	MUA	SWHSI04	6110	SPLICE/SLEEVE, INSTALL, MULTI WIRE BUTT SPLICE	
728	MUA	SWHSI05	3620	SPLICE/SLEEVE, INSTALL, SOLDER SLEEVE, INSULATED WIRE	
728	MUA	SWHSI06	2900	SPLICE/SLEEVE, INSTALL, SOLDER SLEEVE, SHIELDED WIRE	
728	MUA	SWHSI07	4220	SPLICE/SLEEVE, INSTALL, SOLDER SLEEVE, COAX CABLE (ONE END ONLY)	
728	MUA	SWHSI08	2370	SPLICE/SLEEVE, INSTALL, SHIELDED WIRE	109
728	MUA	SWHSI09	4520	SPLICE/SLEEVE, INSTALL	
728	MUA	SWHSI10	5690	SPLICE/SLEEVE, INSTALL	
728	MUA	SWHSI11	7110	SPLICE/SLEEVE, INSTALL, STUB SPLICE WITH END CAP	
728	MAA	SWHSI12	8940	SLEEVING (ZIPPERED VINYLLITE), INSTALL	
728	MAA	SWHSRXX	VARIABLE	SLEEVING, REPLACE	110
728	MAA	SWHTI01	632	TERMINAL (AVIONIC CABLE), INSTALL TO CABLE ENDS	
728	MAA	SWHWXXX	VARIABLE	WIRE (AVIONIC CABLE), CODE	
728	MAA	SWHWL01	390	WIRE, LOCATE AND SEPARATE FROM BUNDLE	

DEFENSE WORK MEASUREMENT STANDARD TIME DATA
ELEMENT INDEX

OCCUP- ATION	QUALITY	DWMSTOP ELEMENT	TMU VALUE	OPERATION/ELEMENT DESCRIPTION	PAGE
728	MAA	SHWHXX	VARIABLE	WIRE, MEASURE AND CUT	110
729	MAA	SDACH01	5900	CARBON PILE, REPLACE	111
739	TUA	KCLBDXX	VARIABLE	BLIND (VENETIAN), DISASSEMBLE AND ASSEMBLE	
739	MAF	MDAC101	592	CORD (VENETIAN BLIND, RAISING), INSTALL	
739	MAF	MCACT01	102	CORD (BLIND, VENETIAN), THREAD THRU OPENING IN SLATS	112
739	MAF	SDAC101	1974	CORD (PULL AND TILTING), INSTALL IN VENETIAN BLIND	
739	MAF	SDARA01	165	RAIL (VENETIAN BLIND, TILT), ATTACH TO HEAD RAIL	
739	MAF	SDARD01	227	RAIL (VENETIAN BLIND, TILTING), DETACH AND POSITION TO RECEIVE TAPES	
739	MAF	SCAS101	199	SLATS (VENETIAN BLIND), INSERT IN LADDERS ON TAPE	
739	MAA	SDPCDXX	VARIABLE	CORD/BELT/STRAP, DIP IN MAX	
739	TUA	SFAH1XX	VARIABLE	BUTTON (JIFFY), INSTALL TO BLANKET	113
739	MAA	SFAF101	810	FASTENER (BUTTON AND SOCKET OR STUD AND EYELET), INSTALL	
739	MAA	SFAFPXX	VARIABLE	FILLER (SOUND PROOFING BLANKET), PLACE IN WRAP	
739	MAA	SFAG101	981	GROMMET, INSTALL IN SOUND PROOFING BLANKET	
739	MAF	SGMCM01	1951	CORD (VENETIAN BLIND, PULL AND TILTING), MEASURE AND CUT	114
739	MAF	MITSG01	52	SPACING (VENETIAN BLIND ASSEMBLY), GAUGE	
739	MAA	SJPBP01	1444	BLANKET (SOUND PROOFING), PREPARE TO SEW	
739	MAA	SJPFP01	1043	FASTENER (SNAP OR GROMMET), PREPARE TO INSTALL	
739	MAF	SNFBS01	998	BLIND (VENETIAN), SECURE FOR TRANSPORTING	
739	MAF	MCHBH01	280	BLIND (VENETIAN), HANG IN SPRAY BOOTH OR ON DRYING RACK WITH SIX-INCH DIAMETER LOOPS	
739	MAF	MCHPR01	107	BLIND (VENETIAN), REMOVE FROM SPRAY BOOTH	115
739	MAF	MOHRP01	50	RAIL (VENETIAN BLIND-BOTTOM), PLACE ON FOLDED TAPES (ON HEAD RAIL)	
739	MAF	MCHSM01	116	SLATS (VENETIAN BLIND), MOVE FROM DRYING RACK TO RINSE TANK	
739	MAF	MOHTP01	236	TAPE (VENETIAN BLIND), POSITION ON HEAD RAIL	
739	MAF	MOHTP02	137	TAPE (VENETIAN BLIND), POSITION ON TILT RAIL	
739	MAF	SCHBCC1	1016	BLIND (VENETIAN), CLOSE UP	
739	MAF	SOMPO01	988	PARTS (VENETIAN BLINDS), OBTAIN, MOVE TO TABLE	
739	MAA	SPTMSXX	VARIABLE	MATERIAL (SOUND PROOFING BLANKET), SEW	116
739	MAF	MTLTC01	277	TAPE (VENETIAN BLIND-FIRST SLAT), CUT	
739	MAA	STPSCXX	VARIABLE	STRAP (NYLON), CUT TO LENGTH	
74X	MAF	MJPS01	203	STENCIL, PLACE ON WALL	
74X	MAF	MCHLP01	151	LETTERS (SEI-METAL STENCIL), PUT IN CASE	

DEFENSE WORK MEASUREMENT STANDARD TIME DATA
ELEMENT INDEX

CUP- ATION	QUALITY	DWNS STOP ELEMENT	TMU VALUE	OPERATION/ELEMENT DESCRIPTION	PAGE
740	MAO	MCLPW01	265	PAINT(EXCESS),WIPE OFF AFTER STAMPING AND PAINT APPLIED	116
740	MAF	MPALPXX	VARIABLE	LETTER(STENCIL),PAINT WITH BRU	117
740	MAO	MPAPA01	356	PAINT,APPLY TO FILL METAL STAMPING	
754	MAA	STPHCXX	VARIABLE	HOLES,CUT IN RUBBER SEAL WITH DRILL	
754	MAA	SCLCC01	1026	CUP(RESIN MIXING),CLEAN	118
754	MAA	SFAMH01	30200	MATERIAL,BOND WITH VACUUM PRESSURE AND HEAT LAMPS	
754	MAA	MITFE01	2760	FIBERGLASS(HONEYCCMH-DAMAGED),EXAMINE,SOUND AND MARK	
754	EUA	SJPHFXX	VARIABLE	BOTTLE(SQUEEZF),FILL	119
754	MAA	SJPGP01	760	GUN(SPRAY),PREPARE AND FILL	
754	MAA	SJPGSXX	VARIABLE	GUIDE(DRILL),SET UP AND ASICE	
754	MAA	SJPHL01	8196	HONEYCOMB,LAYOUT AND PREPARE TO REPAIR	
754	MAA	SJPHS01	465	HEAT LAMP(FIBERGLASS REPAIR),SET UP TO HEAT CURE	
754	MAA	SJPLLXX	VARIABLE	LAMINATE(CLOTH),LAYOUT AND PREPARE TO REPAIR	120
754	MAA	SJPRM01	1211	RESIN,MIX	
754	EUA	SJPRTO1	199	RESIN,THIN WITH ACETONE FOR GLAZE MIXTURE	
754	MAA	SLUDLXX	VARIABLE	DRILL,LUBRICATE TO DRILL PLASTIC	
754	MAA	SPAGAXX	VARIABLE	GLAZE,APPLY TO SURFACE WITH BRUSH	
754	MAA	SPARAXX	VARIABLE	RESIN,APPLY TO DAMAGED AREA	
754	MAA	SSRCRXX	VARIABLE	CLOTH(INNER LAYER),REPLACE	121
754	MUA	SSRFRXX	VARIABLE	FIBERGLASS,REPAIR	
754	MAA	SSHMP01	2260	HONEYCOMB(FIBERGLASS),PREFORM	
754	MAA	SSRHRXX	VARIABLE	HONEYCOMB(FIBERGLASS),REPLACE	122
754	MAA	SSRORXX	VARIABLE	OBJECT(LAMINATED),REPAIR	
754	MUA	SSHOR10	5200	OBJECT(LAMINATED),REPAIR(FILL VOID)	
754	MAA	SSRPAXX	VARIABLE	PATCH(CLOTH,FIBERGLASS),APPLY	
754	MAA	SSRVF01	987	VOID,FILL	
754	MAA	MTLCHXX	VARIABLE	HONEYCOMB(NEW),CUT TO FINISHED SIZE	123
754	MAA	MTLHCXX	VARIABLE	HONEYCOMB,CUT AT DAMAGED AREA-APPROX.SIZE	
754	MUA	STPHCXX	VARIABLE	HOLE,CCOUNTERSINK IN PLASTIC	
754	MUA	STPHOXX	TABLE	HOLE,DRILL IN PLASTIC	
754	MAA	STPSH01	2450	SPOT(FIBERGLASS),REPAIR(ONE SQUARE INCH)	
763	MAO	SCLFRXX	VARIABLE	FINISH(FURNITURE),REMOVE FROM WOOD	124
763	MAF	SNFGA01	544	GLUE,APPLY WITH BRUSH TO SURFACE	
763	MAO	SSROFXX	VARIABLE	DENT(FURNITURE),FILL IN WOOD SURFACE	

DEFENSE WORK MEASUREMENT STANDARD TIME DATA
ELEMENT INDEX

OCCUPATION	QUALITY	DWMSTOP ELEMENT	TMU VALUE	OPERATION/ELEMENT DESCRIPTION	PAGE
78X	MAP	SJPNT01	376	NEEDLE(HAND SEWING).THREAD	124
78X	MAP	SJPTA01	45	THREAD.ALIGN AT SEWING MACHINE FOOT	
78X	MAP	MNFSS01	244	STITCH/TACK,SEW BY HAND	
78X	MAP	SSUHC01	250	BORBIN(SEWING MACHINE).CHANGE	
78X	MAP	SSUHS01	509	BORBIN.SET UP TO WIND	125
78X	MAP	NSUTC01	111H	THREAD.CHANGE IN SEWING MACHINE	
780	MAF	SCPMI01	90	MATERIAL.PIN TO CHAIR OR OTHER MATERIAL	
780	MAI	MDAHS01	209	WEBBING.STRETCH INTO POSITION	
780	MAI	MNFCT01	173	CORD(UPHOLSTERING).TIE ON SPRING	
780	MAI	MNFMS01	256	MATERIAL,SEW BY HAND	126
780	MAI	MNF TD01	100	TACK,DRIVE IN PLACE	
780	MAF	MNF TH01	124	TACKS.REMOVE	
780	MAI	MNHTP01	139	TACKS,PLACE IN MOUTH	
780	MAF	SOHBP01	135	HATTING(COTTON).POSITION	
780	MAF	SUHT01	463	HATTING(COTTON).TEAR FROM ROLL	
780	MAF	SOHCFXX	VARIABLE	COVER(UPHOLSTERY).FIT UNDER ADJOINING SURFACE	127
780	MAI	SGHCS01	63	COVER OR MATERIAL(UPHOLSTERY).STRETCH TO FIT OR TACK	
780	MAI	SUHMFO1	91	MATERIAL,FOLD	
780	MAI	MTLMCO1	33	MATERIAL,CUT WITH SHEARS(UPHOLSTERY)	
781	MAA	SEAPCXX	VARIABLE	PATCH(CLOTH).CUT AND TRIM	
781	MAI	MGMMD01	26H	MARK(CHECK).MAKE ON FLOOR	128
781	TUW	MJPCR01	150	CUTTER.REPOSITION FOR NEXT CUT(MACHINE)	
781	TUW	MLDDC01	55	DOT,CIRCLE	
781	TUW	MLDPM01	11	PATTERN.MARK AROUND	
781	TUW	MLDPM02	47	POINTS(DOTS).MARK	
781	MAA	MTLECC01	613	CLOTH,CUT WITH SCISSORS	
781	MAA	MTLHP01	365	HOLE.PUNCH IN SOUND PROOFING BLANKET.HAND PUNCH	
781	MAA	MTLHP02	399	HOLE.PUNCH IN SOUND PROOFING BLANKET.KICK PRESS	
781	TUW	MTLMCXX	VARIABLE	MATERIAL.CUT WITH MACHINE(PER INCH)	129
781	MAA	STLHPXX	VARIABLE	HOLE.PUNCH WITH WHEEL TYPE HARNESS PUNCH	
781	TUW	STPCA01	250	CLIP.ASSEMBLE TO STRAP	
782	MAP	MPKJBXX	VARIABLE	JACKET(DRESS).BUTTON	
782	MAP	MPKJF01	88	JACKET(PATIG).FASTEN WITH ZIPPER	
782	MAP	MPKJF02	39	JACKET(PATIG).FASTEN WITH SNAP(TWO PARS)	
782	MAP	MPKOR01	53	OVERCOAT,BUTTON PER BUTTG	

DEFENSE WORK MEASUREMENT STANDARD TIME DATA
ELEMENT INDEX

OCCUP- ATION	QUALITY	OWNSTOP ELEMENT	TNU VALUE	OPERATION/ELEMENT DESCRIPTION	PAGE
					130
782	MAP	MPKOF01	517	OVERCOAT,FOLD	
782	MAP	MPKOO01	179	OVERCOAT,OBTAIN AND SPREAD TO BUTTO	
782	MAP	MPKS801	61	SHIRT,BUTTON,PER BUTTON	
782	MAP	MPKSF01	248	SHIRT(OR DRESS JACKE ,FOLD,BODY ONLY	
782	MAP	MPKSF02	182	SHIRT(OR DRESS JACKET),FOLD,SLEEVES ONLY	
782	MAP	MPKSF03	53	SHIRT(OR DRESS JACKET),FOLD IN HALF	
782	MAP	MPKS001	133	SHIRT(OR DRESS JACKET),OBTAIN AND SPREAD TO BUTTON	
782	MAP	MPKSU01	38	SHIRT,UNBUTTON,PER BUTTON	
782	MAP	MPKTF01	171	TROUSERS,FOLD	131
782	MAP	MPKTP01	162	TROUSERS,PLACE FLAY ON TABLE FOR FOLDING	
782	MAP	SPKJ801	799	JACKET(DRESS),BUTTON AND FOLD	
782	MAP	SPKJF01	768	JACKET(FATIGUE),FASTEN AND FOLD	
782	MAP	SPKOB01	884	OVERCOAT,BUTTON AND FOLD	
782	MAP	SPKS801	824	SHIRT,BUTTON AND FOLD	
782	MAP	SPKTF01	363	TROUSERS,FOLD	
787	TUW	MOHMPXX	VARIABLE	MATERIAL,POSITION TO SEW	
787	MBW	MOHMPO3	346	MATERIAL,POSITICN TO SEW	132
787	MBW	MOHMRXX	VARIABLE	MATERIAL,REPOSITION TO SEW	
787	MAF	MOHMR04	65	MATERIAL(UPHOLSTERY),REMOVE FROM SEWING MACHINE	
787	TUW	MPTMSXX	VARIABLE	MATERIAL(CLOTH),SEW	
787	TUW	MPTSSXX	VARIABLE	SEAM,SEW WITH DOUBLE NEEDLE MACHINE	
787	TUW	MPTSWXX	VARIABLE	MATERIAL,SEW COUPLING SEAM	133
787	TUW	TPTRSXX	TABLE	REINFORCING,SEW TO SEAM	
787	TUW	SPTAS01	2245	ASSEMBLY(HARDWARE AND WEB STRAP),SEW TO MATERIAL	
787	TUW	SPTFA01	1859	FITTINGS,ASSEMBLE AND SEW TO WEB STRAPS	134
787	TUW	SPTRS01	1095	ROPE ENDS,SEW	
787	TUW	SPTSF01	824	STRAP(UNATTACHED),FOLD AND SEW	
787	TUW	SPTSS01	859	STRAP(WEB),SEW TO MATERIAL	
787	MAA	SSUMP01	945	MACHINE(SEWING),PREPARE TO OPERATE	
789	TUW	SOPSS01	250	STRAP,SEAL ENDS	
789	TUW	SCHRA01	910	ROPE,ATTACH TO GROMMETTED HOLE IN MATERIAL	135
789	MBW	SCHRW01	905	ROPE ENDS,WRAP WITH TAPE AND CUT TO LENGTH	
789	MBW	STLRS01	214	RIVET,SEAT	
794	MUL	MTCSXX	VARIABLE	CARTCN(FIBERBOARD),STITCH(MACHINE)	
8XX	MAO	MCPCIXX	VARIABLE	CLAMP(BAR),INSTALL AND REMOVE	1

DEFENSE WORK MEASUREMENT STANDARD TIME DATA
ELEMENT INDEX

OCCUP- ATION	QUALITY	DWSTDP ELEMENT	TMU VALUE	OPERATION/ELEMENT DESCRIPTION	PAGE
8XX	MAF	MGRU01	317	RULE,USE TO MEASURE	1
8XX	MAF	MJPDC01	211	DIE,CHANGE IN STOCK,HAND THREADING DIE	
9XX	MAF	MJPGT01	130	GAS,TURN ON,LIGHT,AND TURN OFF,GAS BURNER FOR HEATING SOLDERING IRON OR SIMILAR	
8XX	MAA	SJPD101	802	DIE,INSTALL IN AND REMOVE FROM DIE STOCK,TWO SETSCREWS SECURING	
8XX	MAF	SJPPP01	363	POUCH(TOOL),PUT AROUND WAIST WITH STRAP AND REMOVE	
8XX	MAW	ML0LHXX	VARIABLE	LINE,MARK WITH CHALK LINE	
8XX	MAA	TL0L1XX	TABLE	LINE,INSCRIBE,CIRCULAR,USING FINGER AS A GUIDE	2
8XX	MAF	MCHLN01	347	LADDER(EXTENSION),MOVE,WEIGHT TO 60 POUNDS	
9XX	MAF	MOHLM02	440	LADDER(EXTENSION),MOVE,LADDER 20 FEET LONG	
9XX	MAA	MTLHPXX	VARIABLE	HOLE,PUNCH WITH PORTABLE PUNCH	
3XX	MAF	MTLRR01	54	RATCHET,REVERSE ON THREADING TOOL	
8XX	MAF	STPCC01	243	CHISEL,CHANGE IN PNEUMATIC HAND CHIPPER	
80X	MAA	MGMHG01	178	HOLE,GAUGE TO DETERMINE RIVET LENGTH	
80X	MAA	SJPTS01	1838	TOOL(AIRLOC),SET UP FOR INSTALLATION OR REMOVAL OF PIN IN AIRLOC STUD	3
40X	MAA	SJPTS02	353	TOOL(PNEUMATIC SQUEEZE),SET UP AND ASIDE,FOR INSTALLATION OF PIN IN AIRLOC STUD	
80X	MAA	MNFFLXX	VARIABLE	PASTENER(CAMLOC),LOOSEN	
80X	MAA	MNFFTXX	VARIABLE	PASTENER(CAMLOC),TIGHTEN	
80X	MBA	SNFF1XX	VARIABLE	PASTENER(HIGH STRENGTH),INSTALL	4
80X	MBA	SNFFRXX	VARIABLE	PASTENERS(HIGH STRENGTH),REPLACE	5
80X	MAA	SNFFSXX	VARIABLE	PASTENER(TURNLOCK),SEAT AND TIGHTEN	
40X	MAA	SNFFUXX	VARIABLE	PASTENER(TURNLOCK),UNLOCK	
80X	MAA	SNFL1XX	VARIABLE	LOCK(WEDGE),INSTALL	
80X	MBA	SNFLR01	231	LOCK(WEDGE),REMOVE WITH PNEUMATIC TOOL	6
80X	MAA	MTLFUXX	VARIABLE	FINDER(HOLE),USE,LEAF TYPE	
80X	MAA	MTLHRXX	VARIABLE	HOLE,REAM WITH HAND REAMER	
80X	MUA	STLACXX	VARIABLE	ALUMINUM,CUT WITH COMPOUND LEVER SNIPS,PER LINEAR INCH	
40X	MAA	STLLHXX	VARIABLE	LAMINATION,REMOVE ONE LAYER FROM SHIMSTOCK,TO TWO INCHES WIDE AND SIX INCHES LONG	
40X	MAF	STLMCXX	VARIABLE	METAL,CUT WITH SNIPS,PER INCH,SHEET METAL	7
400	MAA	TEMH0XX	TABLE	HOLE,DIMPLE(COLD AND HOT)	
400	MAA	SITRI01	226	RIVET,INSPECT WITH LIGHT	
400	MAA	SITRI02	370	RIVET,INSPECT WITH LIGHT AND MIRROR	
800	MAA	SJPGS01	424	GUN(RIVET),SET UP,INITIAL	
400	MAA	SJPGS02	173	GUN(RIVET),SET UP,CHANGE RIVET SET	

DEFENSE WORK MEASUREMENT STANDARD TIME DATA
ELEMENT INDEX

OCCUP- ATION	QUALITY	DWNSTDP ELEMENT	TMU VALUE	OPERATION/ELEMENT DESCRIPTION	PAGE
800	MAA	SNFCRXX	VARIABLE	RIVET,CUT PROTRUDING HEAD WITH RIVET GUN AND CHISFL	8
800	MAA	SNFDRXX	VARIABLE	RIVET,DRIVE OUT WITH HAMMER AND PUNCH.2- MAN OPERATION	
800	MUA	SNFFRXX	VARIABLE	FASTENER(BLIND),REMOVE,DEUTSCH DRIVE PIN RIVET	
800	MAA	SNFIRXX	VARIABLE	RIVET(DEUTSCH DRIVE PIN),INSTALL,ALL SIZES	9
800	MAA	SNFRDXX	VARIABLE	RIVET,DRILL AND REMOVE,COUNTERSUNK OR UNIVERSAL HEAD	
800	MAA	SNFRIXX	VARIABLE	RIVET,INSTALL	
800	MAA	SNFR107	663	RIVET,INSTALL,COLLARED FASTENER,3/16-1/4 INCH DIAMETER,FIRST RIVET	
800	MAA	SNFR108	335	RIVET,INSTALL,COLLARED FASTENER 3/16-1/4 INCH DIAMETER,ADDITIONAL RIVET	10
800	MAA	SNFH109	703	RIVET(HI-SHEAR),INSTALL,FIRST	
800	MAA	SNFR110	466	RIVET(HI-SHEAR),INSTALL,ADDITIONAL	
800	MAA	SNFH111	525	RIVET,INSTALL,BLIND,PULLED,ALL TYPES,FIRST RIVET	
800	MAA	SNFH112	448	RIVET,INSTALL,BLIND,PULLED,ALL TYPES,EACH ADDITIONAL RIVET	
800	MAA	SNFRKXX	VARIABLE	RIVET,KNOCK OUT,COLLARED FASTENER,ALUMINUM	11
800	MUA	SNFHRXX	VARIABLE	RIVET.REMOVE,SOLID,DRIVEN	
800	TAA	BPTMHXX	VARIABLE	METAL,HEAT WITH DIMPLING DIE	
800	TAA	BPTRS01	257	RIVET,SET WITH PNEUMATIC GUN,PROCESS TIME ONLY	
800	MAA	SSUDS01	3359	DIMPLE MACHINE,SET UP(COLD)	12
800	MAA	SSUGA01	1121	GAP(DIE),ADJUST(DIMPLING MACHINE-COLD)	
800	MAA	SSUNS01	4624	MACHINE(HOT DIMPLE),SET UP	
800	MAA	STLDFXX	VARIABLE	DIMPLE(COLD),FORM WITH HAND DIMPLER	
804	MAF	MONPPXX	VARIABLE	PIECES,POSITION TO ASSEMBLE PITTSBURGH LOCK SEAM	
807	MUA	SFACHXX	VARIABLE	HOLE,CUT IN ALUMINUM TO .064 INCH THICKNESS. RECTANGULAR ACCESS HOLE	13
807	MUA	SFADFXX	VARIABLE	DOUBLER(OR FILLER),FABRICATE,FLAT CIRCULAR	
807	MUA	SFAFFXX	VARIABLE	FILLER(OR DOUBLER),FABRICATE,FLAT RECTANGULAR, TO .064 INCH THICK	14
807	MUA	SFANXX	VARIABLE	HOLE,CUT IN ALUMINUM TO .064 INCH THICKNESS. CIRCULAR ACCESS HOLE	
807	MAA	NJPTP01	922	TOOLS,PREPARE FOR JO-BOLT INSTALLATION	17
807	MBA	SJPCI01	1330	CARTRIDGE(SEALANT),INSTALL IN AND REMOVE FROM GUN	
807	MAA	MNFRGXX	VARIABLE	GROHMET(AND STUD),REMOVE,DZUS FASTENER,MANUAL MOTIONS ONLY	
807	MUA	SNFCCXX	VARIABLE	COLLAR,CUT FROM DRAW TYPE SHEAR PIN	16
807	MAA	SNPFI01	497	FASTENER(ANCHORED),INSTALL MISSING FLOATING OR CHANNEL NUT ONLY,ALL TYPES,FIRST PIECE	

DEFENSE WORK MEASUREMENT STANDARD TIME DATA
ELEMENT INDEX

OCCUP- ATION	QUALITY	DWMSTDP ELEMENT	TMU VALUE	OPERATION/ELEMENT DESCRIPTION	PAGE
807	MAA	SNFF102	454	FASTENER(ANCHORED).INSTALL MISSING FLOATING OR CHANNEL NUT ONLY.ALL TYPES.ADDITIONAL PIECE	16
807	MUA	SNFF103	3610	FASTENER(ANCHORED).INSTALL CAMLOC OR AIRLOC RECEPTACLE.OR DZUS SPRING.1-MAN OPERATION. FIRST PIECE	17
807	MUA	SNFF104	1840	FASTENER(ANCHORED).INSTALL CAMLOC OR AIRLOC RECEPTACLE.OR DZUS SPRING.1-MAN OPERATION. ADDITIONAL PIECE	
807	MUA	SNFF105	5770	FASTENER(ANCHORED).INSTALL CAMLOC OR AIRLOC RECEPTACLE.OR DZUS SPRING.2-MAN OPERATION. FIRST PIECE	
807	MUA	SNFF106	3250	FASTENER(ANCHORED).INSTALL CAMLOC OR AIRLOC RECEPTACLE OR DZUS SPRING.2-MAN OPERATION. ADDITIONAL	18
807	MUA	SNFF107	18850	FASTENER(ANCHORED).INSTALL CHANNEL NUT ASSEMBLY WITH BLIND RIVETS.FIRST OR SINGLE THREE-NUT LENGTH	
807	MUA	SNFF108	4530	FASTENER(ANCHORED).INSTALL CHANNEL NUT ASSEMBLY WITH BLIND RIVETS.EACH ADDITIONAL THREE-NUT LENGTH	
807	MUA	SNFF109	14970	FASTENER(ANCHORED).INSTALL CHANNEL NUT ASSEMBLY TO EXISTING HOLES WITH BLIND RIVETS. FIRST OR SINGLE THREE-NUT LENGTH	
807	MUA	SNFF110	2880	FASTENER(ANCHORED).INSTALL CHANNEL NUT ASSEMBLY TO EXISTING HOLES WITH BLIND RIVETS. EACH ADDITIONAL THREE-NUT LENGTH	
807	MUA	SNFF111	8390	FASTENER(ANCHORED).INSTALL NUT PLATE.1-MAN OPERATION.ALL TYPES.FIRST PIECE	19
807	MUA	SNFF112	3180	FASTENER(ANCHORED).INSTALL NUT PLATE.1-MAN OPERATION.ALL TYPES.ADDITIONAL	
807	MUA	SNFFPXX	VARIABLE	FASTENER(ANCHORED).PREPARE HOLE AND INSTALL	20
807	MUA	SNFFRXX	VARIABLE	FASTENER(ANCHORED).REPLACE	21
807	MBA	SNFGIXX	VARIABLE	GROMMET(CAMLOC).INSTALL WITH SNAP RING	
807	MAA	SNFGRXX	VARIABLE	GROMMET(CAMLOC).REMOVE.SECURED WITH SNAP RING	
807	MAA	SNFIGXX	VARIABLE	GROMMET(AND STUD).INSTALL.DZUS FASTENER.USING PNEUMATIC FLOOR DIMPLER	22
807	MAA	SNFINXX	VARIABLE	NUT(CHANNEL).INSTALL	
807	MBA	SNFISXX	VARIABLE	STUD(AIRLOC).INSTALL.PER STUD	
807	MAA	SNFNIXX	VARIABLE	NUT(ANCHOR).INSTALL IN EXISTING HOLES.EASY ACCESS	
807	MAA	SNFN103	4502	NUT(ANCHOR).INSTALL.DRILL NEW HOLES USING ANCHOR NUT AS DRILL GUIDE.FIRST NUT.EASY ACCESS	23
807	MAA	SNFN104	2863	NUT(ANCHOR).INSTALL.EASY ACCESS.DRILL NEW HOLES USING ANCHOR NUT AS DRILL GUIDE.EACH ADDITIONAL NUT	
807	MBA	SNFN105	4039	NUT(ANCHOR).INSTALL WITH TWO RIVETS.FIRST NUT (USE DRILL JIG TO LOCATE ATTACH HOLES)	
807	MBA	SNFN106	1448	NUT(ANCHOR).INSTALL WITH TWO RIVETS.ADDITIONAL NUT(USE DRILL JIG TO LOCATE ATTACH HOLES)	

OFFENSE WORK MEASUREMENT STANDARD TIME DATA
ELEMENT INDEX

QUALITY	QUALITY	QWMS TOP ELEMENT	TMU VALUE	OPERATION/ELEMENT DESCRIPTION	PAGE
807	MUA	SNFPI01	458	PIN(DRAW TYPE SHEAR).INSTALL	24
807	MAA	SNFRFX	VARIABLE	FASTENER(ANCHORED).REMOVE WORN OR STRENGTHENING FLOATING OR CHANNEL NUT ONLY	
807	MAA	SNFHSXX	VARIABLE	STUD(AIRLCC).REMOVE PIN WITH AIRLCC TOOL	
807	MAA	SNFS1XX	VARIABLE	STUD(CAMLOC).INSTALL WITH CAMLOC PLIERS.NO RETAINING WASHER	
807	MAA	SNFS103	318	STUD(STRESS HEAD CAMLOC).INSTALL.PER STUD	
807	MAA	SNFSHXX	VARIABLE	STUD(CAMLOC).REMOVE.NO RETAINING WASHER	
807	MAA	SNFW101	326	WASHER(SPLIT).INSTALL ON CAMLOC STUD ASSEMBLY	
807	MAA	SNFW102	274	WASHER(SOLID).INSTALL ON CAMLOC STUD ASSEMBLY	25
807	MAA	SNFWR01	140	WASHER(SPLIT).REMOVE FROM CAMLOC STUD.PER WASHER	
807	TAA	HPTAL01	1591	ALUMINUM.CUT WITH DISC. WHEELER OR SIMILAR MOUNTED IN PNEUMATIC GUN.PROCESS TIME ONLY	
807	TAA	HPTAC02	1945	ALUMINUM.CUT WITH SAW MOUNTED IN PNEUMATIC GUN STARTS-WITH SAW IN POSITION FOR CUTTING	
807	TAA	HPTH01	50	HOLT(HUCK LOCK).SET WITH PULL TYPE GUN	
807	TAA	HPTCS01	153	COLLAR(RIVET).SPLIT WITH PNEUMATIC RIVET GUN. PROCESS TIME ONLY	
807	TAA	HPTJ101	49	JO-BOLT.INSTALL WITH PNEUMATIC TOOL	
807	TUA	SSRSAXX	VARIABLE	SEALANT.APPLY WITH PNEUMATIC SEALANT GUN	26
807	MAA	MTFF1XX	VARIABLE	FASTNER(ANCHORED).INSTALL RIV-NUT.MANUAL MOTIONS ONLY	
807	MBA	STFBIXX	VARIABLE	BOLT(HI-LOK).INSTALL WITH MANUAL TOOLS	
807	MAA	STFB107	473	BOLT(HI-LOK).INSTALL.POWER TOOLS.FIRST	27
807	MAA	STFB108	390	BOLT(HI-LOK).INSTALL.POWER TOOLS. ADDITIONAL	
807	MBA	STFBRXX	VARIABLE	BOLT(HI-LOK).REMOVE.MANUAL TOOLS	
807	MBA	STFC1XX	VARIABLE	COLLAR(HI-LOK BOLT).INSTALL.MANUAL TOOLS	
807	MBA	STFCRXX	VARIABLE	COLLAR(HI-LOK BOLT).REMOVE.MANUAL TOOLS	28
807	MAA	STFF101	893	FASTENER(ANCHORED).INSTALL DILL NUT WITH TOOL. FIRST PIECE	
807	MAA	STFF102	710	FASTENER(ANCHORED).INSTALL DILL NUT WITH TOOL. ADDITIONAL PIECE	
807	MUA	STFF103	610	FASTENER(ANCHORED).INSTALL RIV-NUT.FIRST PIECE	
807	MUA	STFF104	550	FASTENER(ANCHORED).INSTALL RIV-NUT.ADDITIONAL	29
807	MAA	STFFRXX	VARIABLE	FASTENER(ANCHORED).REMOVE DILL NUT	
807	MUA	STFI1XX	VARIABLE	BOLT(HI-TORQUE).INSTALL WITH PNEUMATIC TOOL. PER HOLT	
807	MAA	STFI103	1069	BOLT(HI-TORQUE).INSTALL WITH HAND TOOLS IN UNOBSTRUCTED LOCATION	
807	MAA	STFI104	1535	BOLT(HI-TORQUE).INSTALL WITH HAND TOOLS IN	
807	MAA	STFIJXX	VARIABLE	JO-BOLT.INSTALL WITH HAND TOOL	30

DEPENDENT WORK MEASUREMENT STANDARD TIME DATA
ELEMENT INDEX

OCCUP- ATION	QUALITY	DUNSTDP ELEMENT	TMU VALUE	OPERATION/ELEMENT DESCRIPTION	PAGE
807	MUA	STFJ1XX	VARIABLE	JO-BOLT, INSTALL WITH ARC JO-BOLT GUN MODEL 7 OR SIMILAR	30
807	MAA	STFJ103	631	JO-BOLT, INSTALL, OBSTRUCTED, USE JO-BOLT SET	
807	MUA	STFJRXX	VARIABLE	JO-BOLT, REMOVE	
807	MAA	STFRJXX	VARIABLE	JO-BOLT, REMOVE	
807	MHA	STLACKX	VARIABLE	AREA (DAMAGED), CUT AWAY, ALUMINUM ALLOY TO .064 INCH THICKNESS, CIRCULAR AREA	31
807	TUA	STLASKX	VARIABLE	ALUMINUM, SAW WITH JEWELER'S OR SKIN SAW, PER STRAIGHT LINEAR INCH	32
807	MBA	STLCAXX	VARIABLE	AREA (DAMAGED), CUT AWAY, ALUMINUM ALLOY TO .064 INCH THICKNESS, RECTANGULAR AREA	
807	MAA	STLDRXX	VARIABLE	DENT, REMOVE FROM ALUMINUM TO .064 INCH THICKNESS, PER SQUARE INCH	
809	MAF	NJPTSXX	VARIABLE	TRAMMEL, SET TO SCALE	
809	MAF	NYLDU01	152	DIVIDERS, USE TO SCRIBE 90-DEGREE ARC	33
809	MAF	NYLTU01	320	TRAMMEL, USE TO SCRIBE 90-DEGREE ARC, ONE OPERATOR, 36-INCH RADIUS	
81X	MAW	MACAA01	55	AMPERAGE, ADJUST ON AC OR DC WELDING MACHINE	
81X	MAO	MACCA01	56	CONTROLS (HEAT), ADJUST ON WELDING MACHINE	
81X	MAF	MACK001	93	KNOB, OPEN ON ACETYLENE TORCH TIP	
81X	MAW	MACHT01	74	MACHINE (WELDING), TURN ON OR OFF	
81X	MAW	MACVT01	69	VALVE (ACETYLENE AND OXYGEN), TURN OFF	
81X	MAF	NCLSCXX	VARIABLE	SLAG, CHIP WITH CHIPPING HAMMER, CHISEL, AND BRUSH	
81X	MAF	NCLSKXX	VARIABLE	SCALE, KNOCK FROM WELD WITH HAMMER AND BRUSH	34
81X	MAC	NCLSRXX	VARIABLE	SLAG, REMOVE WITH CHIPPING HAMMER	
81X	MAO	NCLSB01	30	SPATTER, SCRAPE PER INCH OF WELD	
81X	MAA	NCLTCXX	VARIABLE	TIP, CLEAN WITH SANDPAPER, WELDING GUN	
81X	MAF	NCLTC03	224	TIP, CLEAN WITH EMERY CLOTH WRAPPED AROUND FILE, SPOT WELDER	
81X	TRA	NCLTD01	72A	TIP (ELECTRODE-WELDER), DRESS	
81X	MAC	NGMPC01	143	PART, CHECK FOR WARPAGE WITH 12-INCH SCALE	
81X	MAA	NJPCC01	546	CABLE (ELECTRODE HOLDER), CONNECT/DISCONNECT TO/FROM ARC WELDER	
81X	MAA	NJPEC01	350	ELECTRODE (TUNGSTEN), CHANGE IN TORCH	35
81X	MAW	NJPFA01	94	FLAME, ADJUST ON HAND TORCH	
81X	MAO	NJPGP01	110	GOGGLES (BURNING), PUT ON AND REMOVE	
81X	MAA	NJPHA01	954	HOSES (OXYGEN AND ACETYLENE), ATTACH AND REMOVE TO/FROM TORCH	
81X	MAF	NJJP01	435	JACKET (WELDERS), PUT ON AND TAKE OFF	
81X	MAA	NJPRCXX	VARIABLE	ROD (WELDING), CHANGE IN ELECTRODE HOLDER	

OFFENSE WORK MEASUREMENT STANDARD TIME DATA
ELEMENT INDEX

UP- CON	QUALITY	DOWNSTOP ELEMENT	TMU VALUE	OPERATION/ELEMENT DESCRIPTION	PAGE
					35
81X	MAA	MJPRR01	83	REGULATOR, READJUST, TWO TANKS	
81X	MAA	MJPSPO1	173	SHIELD(WELDING), PUT ON AND REMOVE	
81X	MAA	MJPSRO1	76	SHIELD(WELDING), RAISE AND LOWER	36
81X	MAF	MJPTD01	251	TIP(TORCH), DETACH BY HAND	
81X	MAF	MJPTD02	104	TIP(ELECTRODE), DETACH FROM SPOTWELDER	
81X	MAF	MJPTI01	121	TIP(ELECTRODE), INSTALL ON SPOTWELDER	
81X	MAA	MJPTL01	67	TORCH(ACETYLENE), LIGHT WITH FRICTION TYPE IGNITER	
81X	MAF	MJPTR01	119	TENSION, RELEASE ON OXY-ACETYLENE WELDING REGULATOR	
81X	MAF	MJPVTO1	321	VALVE(OXY-ACETYLENE CYLINDER), TURN OFF	
81X	TAA	MJPPPO1	5206	WELDER(SPOT), PREPARE(ADJUST HEAT)	
81X	MAA	SJPTC01	669	TIP(OXY-ACETYLENE TORCH), CHANGE WITH WRENCH	
81X	MBA	SJPTGXX	VARIABLE	TIP(ELECTRODE), GRIND	37
81X	MAF	SJPTL01	349	TORCH(OXY-ACETYLENE), LIGHT AND TURN OFF	
81X	MUA	SNFSWXX	VARIABLE	SPOT(OR SEAM), WELD	
81X	MAA	SNFWAXX	VARIABLE	WELD(SPOT), ACCOMPLISH	
81X	MUA	SNFWSXX	VARIABLE	SPOT(OR SEAM), WELD ON SCIACKY STATIONARY WELDING MACHINE	
					38
81X	MAW	MOHTP01	355	TANK, PUT ON HAND TRUCK	
81X	MAW	MOHTRO1	126	TANK, REMOVE FROM HAND TRUCK	
81X	TAA	OPTSW01	68	SPOT, WELD	
81X	MAA	MSUCA01	187	CYCLE DIALS(SPOT WELDING MACHINE), ADJUST	
81X	MUA	SSUMS01	3998	MACHINE(WELDING), SET UP, SCIACKY OR SIMILAR AND TEST WELD THREE SPOTS	
81X	MAA	SSUMS02	3461	MACHINE(WELDING), SET UP, SCIACKY OR SIMILAR AND TEST WELD ONE TWO INCH SEAM	39
81X	MAO	MTPTI01	119	TOOL, INSERT AND REMOVE, AIR HAMMER	
810	MAA	MJPEGO1	221	ELECTRODE(HELI-ARC WELDING), GRIND	
810	MAA	MJPM501	303	MACHINE(ARC WELDING), SET UP	
810	MAA	MJPPC01	293	POLARITY(ARC WELDING MACHINE), CHANGE	
810	MAA	SJPECXX	VARIABLE	ELECTRODE(HELI-ARC WELDING), CHANGE	
810	MAF	SJPRC01	354	ROD(WELDING), CHANGE IN ELECTRODE HOLDER	
810	MAW	MNFEP01	53	ELECTRODE, POSITION AND STRIKE ARC	40
810	EUA	MNFWAXX	VARIABLE	WELD, ACCOMPLISH, ARC WELD, PER INCH	
810	MAA	SNFWHXX	VARIABLE	WELD(INERT GAS-ARC), MAKE	
810	OHV	MOHAR01	193	ARC, BREAK AND MOVE TO NEXT WELD	
811	MAO	MACVOXX	VARIABLE	VALVES(BLOWPIPE OXYGEN AND ACETYLENE), OPEN AND CLOSE	

DEFENSE WORK MEASUREMENT STANDARD TIME DATA
ELEMENT INDEX

OCCUP- ATION	QUALITY	DMSTDP ELEMENT	TMJ VALUE	OPERATION/ELEMENT DESCRIPTION	PAGE
811	MAC	NCLMC01	751	HOLES(TORCH TIP).CLEAN	40
811	MAC	NCLMC02	62	HOLE(HIGH PRESSURE TIP).CLEAN	41
811	MAO	NJPBL01	120	BLOWPIPE.LIGHT	
811	MAA	NJPTRO1	635	TIP(ELECTRODE-GAS).REPLACE	
811	MAO	NOMDP01	45	BLOWPIPE.POSITION TO METAL	
813	MAA	NSUTS01	129	THYRATON CONTROLS(SPOT WELDING MACHINE).SET	
814	MAA	SJPPP01	280	PRESSURE.PUMP IN BLOW TORCH TANK	
814	MAF	MAFSAXX	VARIABLE	SOLDER.APPLY TO SEAM OR JOINT.SHEET METAL	
816	MAA	MACFE01	78	FRED(FLAME CUTTING MACHINE).ENGAGE TO START AND TURN OFF	
816	MAA	NJPTA01	152	TORCH(OXY-ACETYLENE-CUTTING).ADJUST FOR CUTTING BEVEL	42
816	MAA	NSURP01	145	BAR(RADIUS).PLACE IN AND REMOVE FROM FLAME CUTTING MACHINE	
816	MAA	NSUMP01	91	MACHINE(FLAME CUTTING).PLACE ON RING	
816	MAA	NSURP01	128	RING(FLAME CUTTING MACHINE).POSITION ON PLATE TO BURN CIRCLES	
816	MAA	NSUSA01	65	SPEED DIAL(FLAME CUTTING MACHINE).ADJUST	
816	MAA	NSUTP01	103	TORCH ARM(FLAME CUTTING MACHINE).POSITION FOR BURNING CIRCLES OR STRAIGHT LINES	
816	MAA	NSUWR01	155	WHEEL(FLAME CUTTING MACHINE).REMOVE	
82X	MAA	NCACI01	586	COVER(RACEWAY BASE SECTION).INSTALL	43
82X	MAA	NDALC01	64	LUG(TERMINAL).CONNECT TO SWITCH	
82X	MAA	NDASI01	65	SOCKET(LAMP).INSERT IN REFLECTOR FITTING	
82X	MAF	NJPFUXX	VARIABLE	FISHTAPE(ELECTRICAL).UNWRAP FROM AND WRAP ON REEL.PER FOOT	
82X	MAF	NJPOP01	187	OILER.PREPARE FOR FILLING	
82X	MAF	NJPST01	161	SWITCH.TURN OFF OR ON.BRANCH LIGHTING CIRCUIT	
82X	MAF	SAFTA01	443	TAPE.APPLY TO WIRE SPLICE	
82X	MAA	SNFTR01	157	TIE(SPOT).REMOVE	44
82X	MAA	SNFWCXX	VARIABLE	WIRE BUNDLE.COIL AND TIE	
82X	MAA	SNFYT01	1838	WIRE BUNDLE.TAPE AND TIE	
82X	MAF	NCHBI01	914	BOX(JUNCTION).INSTALL ON CONDUIT	
82X	MAF	NOMPR01	90	PAPER.REMOVE FROM CONDUCTOR AFTER OUTER INSULATION HAS BEEN STRIPPED	
82X	MAF	NOMWA01	70	WIRE.ALIGN FOR FORMING IN ELECTRICAL BOX	
82X	MAF	NCHWBXX	VARIABLE	WIRE.BEND 90 DEGREES FOR FORMING IN ELECTRICAL BOX	45
82X	MAF	NCHBR01	1611	WRAPPING(PAPER).REMOVE FROM COIL OF WIRE	
82X	MAA	SOHPP01	1393	PLUG/RECEPTACLE.PLACE IN PLASTIC BAG	

ELEMENT INDEX

OCCUPATION	QUALITY	DOWNSTOP ELEMENT	TMU VALUE	OPERATION/ELEMENT DESCRIPTION	PAGE
82X	MAF	MTLBC01	253	BANDING,CUT ON REEL OF WIRE,CABLE,OR SIMILAR	45
82X	MAF	MTLCR01	175	CONDUIT,REAR END,ONE INCH DIAMETER,HAND REAMER	
82X	MAF	MTLFU01	68	FISHTAPE(ELECTRICAL),USE,FEED INTO CONDUIT	
82X	MAF	MTLFU02	48	FISHTAPE(ELECTRICAL),USE,DISENGAGE TWO TAPES	
82X	MAF	MTLMC01	85	HOLE,CUT IN CARBORAFUM CONTAINER WITH KNIFE	
82X	MAF	MTLMR01	134	HICKEY,REPOSITION ON CONDUIT	
82X	MAF	MTLLC01	83	LUG(TERMINAL),CRIMP TO WIRE	46
82X	MAF	MTLLP01	96	LOOP,PLACE ON TERMINAL AND CLOSE WITH PLIERS	
82X	MAF	MTLSB01	95	SPLICE,BEND PARALLEL TO CONDUCTOR WITH PLIERS	
82X	MAF	MTLBF01	413	SPLICE,FORM WITH PLIERS,PIGTAIL SPLICE	
82X	MAF	MTLYC01	343	THREAD,CUT IN CONDUIT	
82X	MAF	MTLWD01	192	WIRE,DISCONNECT FROM FISHTAPE AFTER PULLING	
82X	MAF	STLCBXX	VARIABLE	CONDUIT,BEND WITH HICKEY	
82X	MAA	STLPCXX	VARIABLE	PLUG(COAXIAL),CUT FROM CABLE	47
82X	MAF	STLYBXX	VARIABLE	TUBING(ELECTRICAL METALLIC),BEND WITH MANUAL BENDER	
82X	MAF	MTPAP01	108	ARM(ARM),PULL TO FREE ANVIL,HYDRAULIC CONDUIT BENDER	
82X	MAF	MTPCBXX	VARIABLE	CONDUIT,BEND WITH HYDRAULIC BENDER	
82X	MAA	MWMS01	120	SPLICE(CENTER),MAKE	
82X	MAA	SWHSI01	1076	SPLICE(COAXIAL CABLE),INSTALL TO SHIELDED WIRE	48
82X	MAA	SWHSM01	2367	SPLICE(TWO WIRES),MAKE WITH STAKE-ON PLIERS	
82X	MAA	SWHSR01	151	SPLICE,REMOVE	
821	MAF	NBMCPO1	1513	POLE,CLIMB TO LOWER CROSSARM,APPROXIMATELY 30 FEET	
821	MAF	NBMCPO2	886	POLE,CLIMB FROM LOWER TO UPPER CROSSARM	
821	MAF	NBMCPO1	402	POSITION,CHANGE HORIZONTALLY ON POLE	
821	MAF	SBMPC01	5843	POLE,CLIMB TO AND DESCEND FROM LOWER CROSSARM	49
821	MAF	NCLSC01	335	SHEATHING(LEAD CABLE),CLEAN BY SCRAPING	
821	MAF	NJPSP01	546	SLEEVES(RUBBER LINEMAN'S),PUT ON AND TAKE OFF	
821	MAF	SNFCI01	1411	CONNECTOR(SOLDERLESS),INSTALL,SPLIT BOLT TYPE	
821	MAF	MOHA101	2477	ANCHOR(AND ROD ASSEMBLY),INSTALL IN HOLE AND EXPAND ANCHOR	
821	MAF	MOHBR01	233	BELTING,REMOVE FROM LEAD SHEATHED CABLE	
821	MAF	MOHCO01	272	CUTOUT(FUSED),OPEN OR CLOSE ON POLE WITH DISCONNECT STICK	
821	MAF	MOHER01	359	EQUIPMENT,RAISE OR LOWER ON POLE WITH HANDLINE	50
821	MAF	MCHFR01	95	FILLER,REMOVE AND CUT,LEAD SHEATHED CABLE	
821	MAF	MCHMI01	257	HOOD(RUBBER INSULATOR),INSTALL ON ENERGIZED LINE	

EXPENSE WORK MEASUREMENT STANDARD TIME DATA
ELEMENT INDEX

OCCUP- ATION	QUALITY	DUNSTOP ELEMENT	TNU VALUE	OPERATION/ELEMENT DESCRIPTION	PAGE
821	MAF	MOHMP01	326	HOSE(RUBBER),PLACE ON ENERGIZED LINE	50
821	MAF	MTPAA01	759	ANCHOR,ASSEMBLE TO ROD	
821	MAF	MTLPD01	197	PIKE,DRIVE INTO POLE,APPROXIMATELY 20 FEET ABOVE GROUND	
821	MAF	MTLPR01	418	POLE,ROTATE WITH CANT HOOK	
821	MAF	STLSD01	609	STEP(POLE),DRIVE INTO POLE WITH HAMMER	51
823	TAA	SUMJI01	7306	JACK/PLUG(INTERPHONE),INSTALL	
823	MAA	SUMJR01	2376	JACK/PLUG(INTERPHONE),REMOVE	
824	MAA	NDALI01	103	LAMP(FLUORESCENT),INSTALL IN LAMP HOLDER	
824	MAA	NDAPI01	72	PANEL(ELECTRICAL METER),INSTALL	
824	MAA	NDAPR01	42	PANEL(ELECTRICAL METER),REMOVE	52
824	MAA	SDALI01	824	LEADS(LAMP SOCKET),INSERT THROUGH GROMMET	
824	MAF	MOHCI01	132	CABLE,INSERT END IN BDX CONNECTOR	
824	MAA	MMWU01	50	WIRE,INSERT THROUGH CLIP IN RACEWAY	
825	MAA	SCPCI01	1781	CLAMP,INSTALL ON WIRE BUNDLE AND SECURE TO BULKHEAD	
825	MAA	SCPCR01	1173	CLAMP(IECP),REMOVE FROM WIRE BUNDLE	
825	MAA	SCPCR02	1026	CLAMP,REMOVE FROM BULKHEAD	53
825	MAA	SCPC01	1274	WIRE BUNDLE,CLAMP TO BULKHEAD	
825	MAA	SUMUR01	1896	WIRE/WIRE BUNDLE,ROUTE IN AIRCRAFT	
826	MAA	SUMUT01	1296	WIRE BUNDLE,TIE TO TOMBSTONE	
829	MAF	MOHF1XX	VARIABLE	FUSE(ELECTRICAL),INSTALL	
829	MAF	MOHBR01	144	STARTER(FLUORESCENT),REPLACE IN FIXTURE	
829	MAF	STLBRXX	VARIABLE	BULB,REPLACE WITH BULB CHANGER	54
844	MAF	MACMD01	593	MIXTURE(DRY AGGREGATE),DUMP INTO MIXER FROM HOPPER	
844	MAF	SOMCA01	462	CHUTE(EXTENSION),ATTACH TO TRANSIT MIXER	
844	MAF	MTLCC01	3699	CONCRETE,CHIP WITH CHISEL AND HAMMER,SEVEN CUBIC INCHES	
844	MAF	MTPHE01	273	HANDLES(GUIDE),EXTEND OR RETRACT,CONCRETE SAW	
844	MAF	MTPHP01	272	HAMMER(PNEUMATIC),POSITION FOR DRILLING AND REMOVE AFTER DRILLING	
844	MAF	MTPSA01	177	SPEED,ADJUST ON SELF-PROPELLING UNIT OF CONCRETE SAW	
844	MAF	MTHUE01	362	UNIT(SELF-PROPELLING),ENGAGE AND DISENGAGE, CONCRETE SAW	55
845	MAA	MPAPBXX	VARIABLE	PAINT,SPRAY ON AIRCRAFT SURFACE,PER TEN SQUARE FEET	
845	MUA	SPAAT01	26690	ARROW(RESQUE),INSTALL ON AIRCRAFT	
845	MUA	SPAII01	80610	INSIGNIA(NATIONAL-STAR),INSTALL ON AIRCRAFT	

DEFENSE WORK MEASUREMENT STANDARD TIME DATA
ELEMENT INDEX

CUP- ATION	QUALITY	DOWNSTOP ELEMENT	TMU VALUE	OPERATION/ELEMENT DESCRIPTION	PAGE
853	MAF	SOMBR01	200	WRAPPING(PAPER),REMOVE FROM 100-POUND BUNDLE OF ASPHALT	55
853	MAF	MTLMS01	776	MIX(HOT BITUMINOUS),SPREAD WITH RAKE,PER SQUARE YARD	
853	MAF	STLAB01	350	ASPHALT,BREAK INTO PIECES WITH AXE,100-POUND HUNDFE	56
86X	MAF	MACSL01	992	SCAFFOLD(PORTABLE),LOCK AND UNLOCK WHEELS	
86X	MAF	MITFM01	922	FRAME(DOOR),MEASURE AND CENTER IN OPENING	
86X	MAF	SITFC01	1041	FRAME(DOOR),CHECK FOR VERTICAL ALIGNMENT WITH LEVEL	
86X	MAF	MJPB001	112	BLOCK(SANDING),OBTAIN AND ATTACH SANDPAPER	
86X	MAF	SJPBC01	380	RELT.CHANGE ON HAND HELD SANDING MACHINE	
86X	MAF	MHMOR01	886	OBJECT,RAISE AND LOWER WITH MANUALLY OPERATED HOIST,AVERAGE 20-FOOT HEIGHT	57
86X	MAF	MNFAA01	367	ADHESIVE,APPLY TO FLOOR WITH SERRATED TOWEL, PER SQUARE FOOT	
86X	MAF	MNFB101	876	BRACE(BOTTOM),INSTALL IN METAL DOOR FRAME	
86X	MAF	SNFB101	380	BRACE(CENTER),INSTALL IN METAL DOOR FRAME	
86X	MAF	SNFW101	251	WEDGE,INSTALL TO HOLD DOOR FRAME IN PLACE	
86X	MAF	SNFW102	458	WEDGE,INSTALL TO RAISE AND LEVEL DOOR FRAME	
86X	MAF	MOHCO01	256	CUTTER(GASKET),OBTAIN FROM CASE AND PUT AWAY	
86X	MAF	MOHFU01	352	FELT(ROOFING),UNROLL 15 FEET	
86X	MAF	MOHGR01	245	GASKET,REMOVE FROM CUTTING BOARD AND ASIDE SCRAP	58
86X	MAF	SOMAF01	296	FRAME(AND ANCHORS),ADJUST IN OPENING,METAL DOOR FRAME	
86X	MAF	SOMFA01	1613	FRAME(METAL DOOR),ASSEMBLE	
86X	MAF	MTLBA01	411	BLADE(GASKET CUTTER),ADJUST WITH CLAMPING SCREWS	
86X	MAF	MTLBU01	538	BOB(PLUMB),USE	
86X	MAF	MTLCA01	176	CUTTER(GASKET),ADJUST TO SIZE FOR RING GASKET	
86X	MAF	MTLCP01	173	CUTTER(GASKET),POSITION TO BOARD AND REMOVE	
86X	MAF	MTLGL01	125	GUN(CAULKING),LOAD WITH CARTRIDGE	
86X	MAF	MTPTC01	578	TOOL,CONNECT TO AND DISCONNECT FROM EXTENSION CORD LYING ON FLOOR	59
860	MAW	MJPB01	75	BOARD,HOLD FOR SAWING	
860	MAF	MJPB101	234	BIT,INSTALL IN AND REMOVE FROM BRACE	
860	MAW	MJPB102	173	BIT,INSTALL IN AND REMOVE FROM HAND DRILL	
860	MAW	MJPB103	102	BIT,INSTALL IN AND REMOVE FROM SPIRAL DRILL	
860	MAF	MOHCA01	111	CARTRIDGE,ASSEMBLE TO STUD	
860	MAW	MCHNG01	65	NAILS,GET FROM BOX	

ELEMENT INDEX

OCCUP- ATION	QUALITY	OBSTACLE ELEMENT	TBU VALUE	OPERATION/ELEMENT DESCRIPTION	PAGE
860	MAF	MCHPL01	704	PARTITION(ASSEMBLED).LIFT FROM FLOOR AND POSITION TO MARKS	59
860	MAF	MCHPM01	277	PLATE(FOUNDATION).MAKE LEVEL WITH SHIMS	60
860	MAF	MCHPP01	441	PLATE(FOUNDATION).POSITION TO BOLTS SET IN CONCRETE	
860	MAF	MTLBP01	69	BIT(AND BRACE).POSITION FOR DRILLING AND REMOVE	
860	MAF	MTLBSXX	VARIABLE	BOARD.SAW IN MITER BOX	
860	MAF	MTLDP01	37	DRILL(SPIRAL).POSITION TO MARK AND REMOVE	
860	MAF	MTLHD01	23	HOLE.DRILL WITH SPIRAL DRILL.PER STROKE	
860	MAF	MTLLS01	281	LINE.STRIKE WITH CHALK LINE	
860	MAF	MTLNP01	59	NAIL.POSITION AND START TO DRIVE WITH HAMMER	
860	MAF	MTLNSXX	VARIABLE	NAIL.START IN BOARD	61
860	MAF	MTLPA01	192	PLANE(HAND).ADJUST	
860	MAF	STLDHXX	VARIABLE	HOLE.DRILL WITH SPIRAL DRILL(ONE INCH HOLE)	
860	MAF	STLNRXX	VARIABLE	NAIL.REMOVE WITH HAMMER	
860	MAF	HTPG001	99	GUN(POWDER ACTUATED).OPEN AND CLOSE	
860	MAF	HTPGP01	221	GUN(POWDER ACTUATED).POSITION AND FIRE ONE BOLT OR STUD	
860	MAF	STPSI01	494	STUD.INSTALL WITH POWDER ACTUATED GUN	
861	MAF	MNFMA01	82	MORTAR.APPLY TO ONE END AND ONE SIDE OF BRICK	6
861	MAF	MNFMA02	244	MORTAR.APPLY ON THREE BRICK LENGTHS:FURROW AND CUT JOINT	
861	MAF	MNFMA03	28	MORTAR.APPLY TO ONE END OF BRICK	
861	MAF	MCHB0XX	VARIABLE	BRICK(FIRE).DIP IN ADHESIVE	
861	MAF	MCHB001	169	BRICK.OBTAIN AND WET.PREPARATORY TO INSTALLATION	
861	MAF	MCHBP01	280	BRICK(FIRE).PLACE AND TAP INTO POSITION	
861	MAF	MCHBS01	591	BED(MORTAR SETTING).SMOOTH PRIOR TO LEVELING. PER FOUR SQUARE FEET	
861	MAF	MCHBT01	478	BRICK(JAMB FIRE).TAP INTO POSITION ON OUTSIDE CORNER	
861	MAF	MCHBT02	673	BRICK.TAP INTO POSITION FOR TIE-IN	63
861	MAF	SOHB001	429	BAG(CEMENT).OBTAIN AND OPEN	
861	MAF	SOHUR01	574	BACKING(PAPER).REMOVE FROM TILE FIELD.13"x26"	
861	MAF	SOHGP01	333	GROUT.POUR AND WORK INTO CRACKS OF FLOOR TILE. PER SQUARE FOOT	
861	MAF	SOHTP01	417	TILE.POSITION AND LEVEL TO ADJOINING TILE	
861	MAF	MTLAB01	331	BRICK.BREAK WITH TROWEL TO FIT	
861	MAF	MTLBC01	660	BAG.CUT.CEMENT OR SIMILAR USING TROWEL	
861	MAF	MTLHS01	357	BED(MORTAR SETTING).SCREED.PER TWO SQUARE FEET	

DEFENSE WORK MEASUREMENT STANDARD TIME DATA
ELEMENT INDEX

PAGE

OCCUP- ATION	QUALITY	DOWNSTOP ELEMENT	TMU VALUE	OPERATION/ELEMENT DESCRIPTION	PAGE
861	MAF	MTLCB01	190	BRICK, CHIP OUT WITH CHISEL AND HAMMER, PER CUBIC INCH	62
861	MAF	MTLJC01	246	JOINT(MORTAR), CUT OFF, BOTTOM AND ONE END, THREE BRICKS, WITH TROWEL	
861	MAF	MTLJC02	117	JOINT(MORTAR), CUT OFF, BOTTOM AND ONE END, ONE BRICK, WITH TROWEL	
861	MAF	MTLJP01	208	JOINT(MORTAR), POINT UP HORIZONTAL AND VERTICAL 8"x16" BLOCK	
861	MAF	MTLJS01	195	JOINT(MORTAR), STRIKE, VERTICAL AND HORIZONTAL, ONE BLOCK, WITH TROWEL	
861	MAF	MTLYF01	132	TROWEL, FILL WITH MORTAR	
862	MAF	SEMP01	252	TCOL (REAMING), POSITION AND RETURN, TOLEDO 999 PIPE MACHINE OR SIMILAR	
862	MAF	MNFSIXX	VARIABLE	STAPLE, INSTALL IN PIPE COVER	
862	MAF	MOHCGXX	VARIABLE	COVER(PIPE), GET AND POSITION ON PIPE, LENGTH OF COVER-THREE FEET	65
862	MAF	MOHCD01	288	CLOTH, OBTAIN FROM ROLL	
862	MAF	MOHCS01	134	CLOTH, SMOOTH AFTER WRAPPING AROUND PIPE FITTING	
862	MAF	MCHF001	310	FITTING, WRAP WITH WIRE (CHICKEN WIRE OR SIMILAR)	
862	MAF	MOHGI01	97	GASKET, INSERT BETWEEN FLANGE JOINTS TO TWO-INCH INSIDE DIAMETER	
862	MAF	MOHJA01	332	JCINT(FLANGE), ALIGN	
862	MAF	MOHJA02	171	JOINT(FLANGE), ALIGN WITH PIN	
862	MAF	MOHLO01	823	LAMPWICK, OBTAIN AND WRAP ON THREADS OF PIPE	
862	MAF	MCHPP01	264	PIPE, POSITION IN THREADING MACHINE AND REMOVE, TO FOUR-FOOT LENGTH	66
862	MAF	MOHPP02	442	PIPE, POSITION IN THREADING MACHINE AND REMOVE, 4-20 FEET IN LENGTH	
862	MAF	MOHPP03	359	PIPE, POSITION IN THREADING MACHINE CHUCK AND REMOVE, TO FOUR FOOT LENGTH	
862	MAF	MOHSA01	1757	SNAKE, ATTACH TO AND REMOVE FROM PIPE, PREPATORY TO LEAD POUR	
862	MAF	MOHSP01	331	STAND(PIPE), POSITION UNDER PIPE	
862	MAF	MCHTB01	167	TUBING, BEND TO MATCH FITTING	
862	MAF	MCHTU01	430	TUBING, UNROLL FROM COIL	67
862	MAF	MSUDP01	253	DIE(THREADING), POSITION TO PIPE AND RETRACT, TOLEDO MODEL 999 OR SIMILAR PIPE MACHINE	
862	MAF	MSUSA01	235	SPEED, ADJUST ON HEAVY DUTY PIPE MACHINE, THREE LEVERS	
862	MAF	MSUSC01	133	SIZE(DIE), CHANGE ON HEAVY DUTY PIPE MACHINE	
862	MAF	MSUWT01	418	WHEEL, TIGHTEN OR LOOSEN TO ADJUST REAR GUIDE CLAMPS, HEAVY DUTY PIPE MACHINE	
862	MAF	SSUDI01	800	DIE(THREADING), INSTALL AND REMOVE, PIPE THREADING MACHINE	

DEFENSE WORK MEASUREMENT STANDARD TIME DATA
ELEMENT INDEX

OCCUP- ATION	QUALITY	ONMSTOP ELEMENT	TMU VALUE	OPERATION/ELEMENT DESCRIPTION	PAGE
862	MAF	MTFPP01	194	PIPE, POSITION AND ENGAGE THREADS (PIPE SUSPENDED ON HOIST)	67
862	MAF	MTFTAD1	270	TUBING, ASSEMBLE TO THREADED FITTINGS (BOTH ENDS OF TUBING)	
862	MAF	MTLCCKX	VARIABLE	COVER (PIPE), CUT WITH HACK SAW	68
862	MAF	MTLDM01	617	DIE, BACK OFF THREADING TOOL, HAND-HELD PIPE DIE	
862	MAA	MTLDP01	116	DIE, POSITION TO PIPE AND START FIRST THREAD, HAND-HELD PIPE DIE	
862	MAF	MTLJTX	VARIABLE	JOINT (FLANGE), TIGHTEN OR LOOSEN, PRELIMINARY	
862	MAF	MTLPC01	3830	PIPE, CUT WITH PIPE CUTTER	
862	MAF	MTLTX	VARIABLE	TUBING, BEND WITH TUBING BENDER	
862	MAF	MTLTCXX	VARIABLE	TUBING, CUT OFF WITH HAND CUTTER	
862	MAF	STLTP01	1284	TUBING, FLARE END	69
862	MAF	STLYR01	450	TUBING, REAM END WITH HAND REAMER	
862	MUF	MVSVD01	266	WISE (PIPE), OPEN OR CLOSE AND TIGHTEN	
863	MAF	MCHSP01	208	SHINGLE (ASBESTOS), POSITION TO WALL	
863	MAF	MCHSR01	485	SHINGLE (BROKEN), REMOVE FROM WALL, ASBESTOS SHINGLE	
863	MAF	MTLSCO1	146	SHINGLE, CUT WITH SHINGLE CUTTER, ASBESTOS SHINGLE	
863	MAF	MTLSPXX	VARIABLE	SHINGLE, PUNCH HOLE WITH MANUAL PUNCH, ASBESTOS SHINGLE	
864	MAF	SJPSO1	2233	SANDPAPER, CHANGE ON DRUM SANDER	70
864	MAF	MCHFM01	162	FELT, MOVE ASIDE FOR ADHESIVE APPLICATION	
864	MAF	MCHFM02	263	FELT, MOVE INTO POSITION AFTER ADHESIVE APPLICATION	
864	MAF	MTPSL01	49	SANDER (DRUM), LOWER TO OR RAISE FROM FLOOR	
865	MAF	MNPP101	265	POINT (GLAZIER'S), INSTALL, PER POINT	
865	MAF	MONGP01	98	GLASS, PLACE IN AND REMOVE FROM WINDOW FOR TRIAL INSTALLATION	
865	MAF	MCHGP02	138	GLASS, PLACE IN WINDOW FOR FINAL INSTALLATION	
866	MAF	MNFFN01	68	FELT (ROOFING), NAIL WITH ROOFING NAILS, PER NAIL	71
866	MAF	MCHAA01	439	ASPHALT, APPLY FLOOD COAT FROM POUR CAN	
866	MAF	MCHAE01	271	ASPHALT, EMPTY FROM BUCKET TO "LO-BOY" CART	
866	MAF	MCHAMXX	VARIABLE	ASPHALT, MOP ON SURFACE FROM WHEELED BUCKET	
866	MAF	MCHBF01	212	BUCKET, FILL WITH HOT ASPHALT FROM KETTLE	
866	MAF	MCHHN01	178	BUCKET (EMPTY), REMOVE FROM HOIST AND ATTACH FULL BUCKET AT GROUND LEVEL	
866	MAF	MTLFCXX	VARIABLE	FELT (ROOFING), CUT WITH KNIFE, PER LINEAR FOOT	
866	MAF	MTLGS01	261	GRAVEL, SPREAD WITH SHOVEL, PER SHOVELFUL	72
804	MAL	MFTVMXX	VARIABLE	TRAILER (VAN OR STAKE), MOUNT/DISMOUNT	

DEFENSE WORK MEASUREMENT STANDARD TIME DATA
ELEMENT INDEX

OCCUP- ATION	QUALITY	DMSTDP ELEMENT	TMU VALUE	OPERATION/ELEMENT DESCRIPTION	PAGE
904	NAL	NJPCC01	229	CABLE(ELECTRICAL).CONNECT TO TRAILER	1
904	NAL	NJPCD01	166	CABLE(ELECTRICAL).DISCONNECT FROM TRAILER	
904	NAL	NJPOPXX	VARIABLE	WHEELS.(SEMI-TRAILER,DOLLY).POSITION	
904	NAL	NJPHC01	961	HOSE(AIR BRAKE).CONNECT TO TRAILER	
904	NAL	NJPHD01	915	HOSE(AIR BRAKE).DISCONNECT FROM TRAILER	2
904	NAL	NJPLR01	64	LOCK PIN(FIFTH WHEEL).RELEASE	
910	MAF	NCLPC01	139	PLATE(TIE).CLEAN WITH BROOM	
910	MAF	NCPCP01	89	CLAMP(C-TYPE).PLACE ON RAIL FLANGE	
910	MAF	BGMBG01	105	BAR(GAUGE).GET FROM ALIGNING POSITION	
910	MAF	MGMBP01	124	BAR(GAUGE).PLACE ON RAILS	
910	MAF	MGMRG01	126	ROD(GAUGE).GET FROM BESIDE TRACK	
910	MAF	MGMRM01	146	ROD(GAUGE).MOVE FROM LAST LOCATION PLACED TO NEXT LOCATION TO PLACE	
910	MAF	MGMRM02	107	RAIL.MARK FOR CUTTING	
910	NAL	MGMRP01	188	ROD(GAUGE).PLACE ON RAIL FLANGE	
910	MAF	NITRA01	483	RAIL.ALIGN BY SIGHTING	
910	MAF	BCHPG01	83	PLUG(RAIL SPIKE HOLE).GET AND PLACE IN HOLE	3
910	MAF	BCHPR01	119	PLATE(TIE).REMOVE AND ASIDE	
910	MAF	BCHSP01	80	SPIKE.POSITION IN SPIKE HOLE	
910	MAF	BCHTD01	204	TIE.DRAG UNDER RAIL	
910	MAF	BCHTS01	114	TIE(NEW).SLIDE UNDER RAIL	
910	MAF	MOHAG01	146	ANCHOR.GET AND PLACE UNDER RAIL	
910	MAF	MOHAR01	122	ANCHOR.REMOVE FROM UNDER RAIL.ASIDE	
910	MAF	MOHBA01	107	BAR(JOINT).ASIDE(FOR RE-USE)	
910	MAF	MOHBO01	128	BAR(JOINT).GET AND PLACE ON RAIL	
910	MAF	MOHBO01	114	BOLT.OBTAIN AND POSITION	4
910	MAF	MOHPP01	165	PLATE(TIE).GET AND PLACE UNDER RAIL	
910	MAF	MOHPP02	130	PLATE(TIE).GET AND POSITION ON RAIL	
910	MAF	MOHPP01	204	PLATE(TIE).PULL FROM UNDER RAIL.ASIDE	
910	MAF	MCHSDXX	VARIABLE	SPIKES.DISTRIBUTE	
910	MAF	SOMHL01	150	HARDWARE.LOAD ON HANDCAR ALONG RIGHT OF WAY	
910	MAF	SOMHL02	221	HARDWARE.LOAD ONTO HANDCAR OR UNLOAD FROM OR TO STORAGE	
910	MAF	SOMHU01	98	HARDWARE.UNLOAD HANDCAR ALONG RIGHT OF WAY	
910	MAF	HTLAT01	118	TIE.ALIGN TO RAIL WITH TONGS	5
910	MAF	BTLBA01	92	BAR(CLAW).ALIGN WITH SPIKE	
910	MAF	BTLRDXX	VARIABLE	BAR(CLAW).DRIVE ON SPIKE WITH MAUL	

DEFENSE WORK MEASUREMENT STANDARD TIME DATA
ELEMENT INDEX

UCCUP- ATION	QUALITY	DWNSDOP ELEMENT	TMU VALUE	OPERATION/ELEMENT DESCRIPTION	PAGE
910	MAF	HTLHL01	84	BAR(JOINT).LOOSEN WITH SPIKE MAUL	5
910	MAF	HTLHP01	120	BAR(CLAW).PLACE ON SPIKE	
910	MAF	HTLHP02	72	BAR(CLAW).PLACE ON FOUR BALL PULLER	
910	MAF	BTLBR01	84	BCLT.REMOVE WITH MAUL BLOW	
910	MAF	HTLNS01	83	BOLT.SET WITH HAMMER BLOWS	
910	MAF	JTLNS01	191	NUT.SET WITH WRENCH AND REMOVE WRENCH	
910	MAF	HTLPP01	153	PULLER(FOUR BALL).PLACE ON SPIKE	
910	MAF	HTLPP01	28	PULLER(FOUR BALL).REMOVE FROM CLAW BAR	
910	MAF	HTLND01	53	BALLAST.REMOVE WITH PICK	6
910	MAF	BTLRJ01	46	RAIL.JACK	
910	MAF	BTLSD01	67	SPIKE.DRIVE WITH MAUL	
910	MAF	HTLSPXX	VARIABLE	SPIKE.PULL WITH CLAW BAR OR PULLER	
910	MAF	BTLSS01	123	SPIKE.SET WITH MAUL	
910	MAF	BTLTA01	162	TOOL.ASIDE TO ROADBED	
910	MAF	BTLTG01	117	TIE(NEW).GET WITH TONGS	
910	MAF	BTLTL01	424	TIE.LOOSEN WITH BAR	
910	MAF	HTLTM01	151	TIE(OLD).MOVE ASIDE WITH TONGS	
910	MAF	HTLTD01	179	TIE(OLD).MOVE ASIDE WITH TONGS	
910	MAF	BTLTP01	91	TONGS.PLACE ON TIE(RAILROAD)	7
910	MAF	BTLTR01	76	TONGS.RELEASE FROM TIE(RAILROAD)	
910	MAF	BTLWM01	44	WRENCH.MOVE TO NUT	
910	MAF	HTLBR01	89	BALLAST.REMOVE FROM END OF TIE WITH SHOVEL	
910	MAF	HTLBR02	83	BALLAST.REMOVE EXCESS FROM TIE SPACE	
910	MAF	HTLHP01	93	HANDLE(JACK).PICK UP	
910	MAF	HTLHP02	75	HANDLE.PLACE IN JACK	
910	MAF	HTLJG01	101	JACK.GET FROM UNDER RAIL	
910	MAF	HTLJPXX	VARIABLE	JACK.PLACE UNDER RAIL AND TIGHTEN	8
910	MAF	HTLJR01	155	JACK.RELEASE FROM RAIL	
910	MAF	HTLLG01	96	LEVEL.GET FROM RAIL	
910	MAF	HTLLP01	120	LEVEL.PLACE ON RAIL	
910	MAF	HTLNT01	98	NUT.TURN WITH WRENCH	
910	MAF	HTLPS01	192	PLUG(RAIL SPIKE HOLE).SET AND DRIVE	
910	MAF	HTLRA01	221	RAIL.ADJUST TO GAUGE WITH BAR	
910	MAF	HTLTPXX	VARIABLE	TIE(RAILROAD).RAISE WITH PINCH BAR	
910	MAF	BTPNR01	39	NUT SETTER.REMOVE FROM NUT	
910	MAF	BTPNP01	68	NUT SETTER.PLACE HEAD ON NUT	9

DEFENSE WORK MEASUREMENT STANDARD TIME DATA
ELEMENT INDEX

CUP- ATTION	QUALITY	DWNSTOP ELEMENT	YMU VALUE	OPERATION/ELEMENT DESCRIPTION	PAGE
					9
910	MAF	MTPNT01	39	NUT.TURN DOWN,SEAT WITH NUT SETTER	
920	MAL	NDPCA01	1241	COMPOUND(STRIPPABLE).APPLY(SINGLE DIP)	
920	MAL	NDPCA02	1232	COMPOUND(STRIPPABLE).APPLY(DOUBLE DIP)	
920	MAL	NDPCDXX	VARIABLE	CONTAINER,DIP	
920	MAL	NDPID01	475	ITEM,DIP IN MOLTEN COMPOUND(SINGLE DIP)	
920	MAL	NPLILO1	636	INFORMATION(P AND P METHODS).LOCATE FROM CARD FILE AND MANUAL	
					10
920	MAL	NGHCP01	1646	PALLET,CHECK CONFIGURATION	
920	MAL	NGHCW01	499	CONTAINER(LIGHT PACK).WEIGH	
920	MAL	NGHCW02	1180	CONTAINER(BULK).WEIGH AND MEASURE	
920	MAL	NGHMM01	94	MATERIAL,MEASURE TO DETERMINE SIZE OF CARTON FOR PACKING	
920	MAL	NGHPC01	1061	PACK,MEASURE AND CUBE	
920	MAL	MIDOAXX	VARIABLE	DECAL OR ENVELOPE(PRESSURE SENSITIVE).APPLY TO SURFACE	
					11
920	MAL	MIDLAXX	VARIABLE	LABEL,ATTACH TO CONTAINER	
920	MAL	MIDLA05	300	LABEL(PRE-PRINTED ON 1348-1).APPLY	
920	MAL	MIDPI01	501	PRESERVATION AND PACKAGING.IDENTIFY METHOD OF	
920	MAL	MIDPI02	553	PRESERVATION AND PACKAGING(METHOD).IDENTIFY	
920	MAL	MIDPSXX	VARIABLE	PACK,STENCIL	
920	MAL	MIDTAXX	VARIABLE	TAG(SHIPPING).ATTACH	
					12
920	MAL	TIDLAXX	TABLE	LABEL(S).ATTACH TO CONTAINER	
920	MAL	SIDCS01	3969	CONEX,STENCIL	
920	MAL	SIDLSXX	VARIABLE	LABELS,STAMP WITH STENCIL ON ROLL STAMP	
920	MAL	SIDSCX1	CON/VAR	STENCIL,CUT AND APPLY TO AMMUNITION PACK	
920	MAL	SIDTW01	438	TAG OR ENVELOPE,WIRE TO MATERIAL	
					13
920	MAL	NJPCC01	3792	CONEX,CLEAN IN PREPARATION FOR LOADING	
920	MAL	NJPLP01	466	LINER(PAPER).PLACE IN CONTAINER	
920	MAL	NJPLP02	163	LINER(CARDBOARD).PLACE IN BOX	
920	MAL	MNFCB01	145	CARD/DOCUMENT,STAPLE TO CONTAINER	
920	MAL	MNFDYXX	VARIABLE	DOCUMENT,TAPE TO CONTAINER	
920	MAL	MCHCO01	193	CONTAINER,OBTAIN EMPTY AND ASIDE FULL	
920	MAL	MOMEG01	162	END(CRATE).GET AND INSTALL	
920	TBL	MCHNS01	1852	NETS(CARGO).STRAIGHTEN AND HANG ON RACK	
					14
920	MAL	MOMSB01	102	STRAPPING,BREAK OFF EXCESS	
920	MAL	MCHSFXX	VARIABLE	STRAP(METAL).FOLD	
920	MAL	MOMSF03	350	STRAPPING,FOLD TO FACILITATE DISPOSAL	
920	MAL	MOMSGXX	VARIABLE	STRAPPING.GET	

DEFENSE WORK MEASUREMENT STANDARD TIME DATA
ELEMENT INDEX

OCCUP- ATION	QUALITY	DMSYOP ELEMENT	TMU VALUE	OPERATION/ELEMENT DESCRIPTION	
920	NAL	TONBOX	TABLE	BOX, OBTAIN	
920	NAL	TCHBPXX	TABLE	BOX, PLACE ASIDE	14
920	NAL	TONCTXX	TABLE	CONTAINER, TURN (SLIDE)	15
920	NAL	MPHDPXX	VARIABLE	DOCUMENTS(BUNDLE), PLACE OR REMOVE FROM CONTAINER	
920	MAA	MPHDP03	86	DOCUMENT, PLACE INTO PLASTIC PROTECTOR, TO 9X11 INCHES	
920	NAL	MPKAN01	843	BOX(WIREBOUND), ASSEMBLE	
920	NAL	MPKBA01	1280	BARRIER(MATERIAL), APPLY TO BASE	16
920	NAL	MPKBC01	111	BAG(POLY), CLOSE WITH PAPER CLIP(DOCUMENT OR CARD INSIDE)	
920	NAL	MPKBEXX	VARIABLE	BAG(BARRIER), EVACUATE AIR WITH VACUUM	
920	TBL	MPKBP01	3134	BAG(PLASTIC), FIT OVER 463L PALLET OF CARGO	
920	NAL	MPKBGXX	VARIABLE	BOX(WOOD), GET AND ASIDE	
920	NAL	MPKBG04	54	BOX, GET INTO POSITION TO PACK	
920	NAL	MPKB101	878	BRACES, INSERT IN CONTAINER	
920	NAL	MPKBJXX	VARIABLE	BAG(JIFFY OR PAPER), OPEN(STAPELED)	
920	NAL	MPKBHXX	VARIABLE	BOX, MOVE TO BANDING MACHINE	17
920	NAL	MPKBOX	VARIABLE	BAG, OPEN AND CLOSE	
920	NAL	MPKB003	803	BAG(PLASTIC-CARGO PROTECTOR), OBTAIN	
920	NAL	MPKBP01	1707	BASE(MOUNTING), PREPARE	
920	NAL	MPKBSXX	VARIABLE	BAG(BARRIER), SEAL	
920	NAL	MPKCAXX	VARIABLE	CUSHIONING, APPLY	
920	NAL	MPKCB01	410	CONTAINER, BLUNT CORNERS	18
920	NAL	MPKCC01	267	CRATE(WIREBOUND), CLOSE FRONT AND BACK	
920	NAL	MPKCC02	1814	CONEX, CLOSE AND SEAL	
920	TCL	MPKCD01	16387	CARGO(PALLETIZED-463L), DE-NET	
920	NAL	MPKCGXX	VARIABLE	CUSHIONING, GET	
920	NAL	MPKCI01	232	CLIP, INSTALL TO 1 1/4 INCH BANDING	19
920	NAL	MPKCI02	57	CLIP, INSTALL TO 5/8 OR 3/4 INCH BANDING	
920	NAL	MPKCL01	121	CONTAINERS, LOAD INTO BOX	
920	NAL	MPKCOXX	VARIABLE	CARTON(SEALED), OPEN	
920	NAL	MPKCD07	137	CRATE(WIREBOUND), OPEN WITH HAMMER	20
920	NAL	MPKCP01	2043	CAP AND SLEEVE, POSITION ON PALLET	
920	NAL	MPKCS01	301	CRATE(WIREBOUND), SECURE WITH WIRE LATCH	
920	NAL	MPKCT01	836	CARTON-OVERWRAP AND TAPE	
920	NAL	MPKCT02	292	CAN(FIBER), CLOSE AND TAPE	
920	NAL	MPKDA01	416	DESICCANT OR HUMIDITY INDICATOR, ATTACH TO ITEM	

DEFENSE WORK MEASUREMENT STANDARD TIME DATA
ELEMENT INDEX

CUP- ION	QUALITY	OWNSTD ELEMENT	TMU VALUE	OPERATION/ELEMENT DESCRIPTION	PAGE
920	NAL	MPKDG01	250	DESICCANT/INDICATOR,GET FROM DISPENSER	21
920	NAL	MPKDO01	1448	DOOR(CONEX).OPEN AND CLOSE	
920	NAL	MPKDP01	298	DESICCANT OR HUMIDITY INDICATOR,PUT IN BAG OR CONTAINER	
920	NAL	MPKEN01	811	ENVELOPE,NAIL TO CONTAINER	
920	NAL	MPKFA01	2897	FRAMES(SECTIONS),ASSEMBLE(BOX PALLET)	
920	NAL	MPKFS01	537	FRAME(BOX),STAPLE CORNER WITH A SPOTNAILER	
920	NAL	MPKGS01	153	GASKET,SECURE AND SEAL TO PRE-MOUNTED BOLT	
920	NAL	MPKIBXX	VARIABLE	ITEM,WRAP IN BARRIER OR WADDING	22
920	NAL	MPKIIXX	VARIABLE	ITEM,INSERT INTO BAG,PAPER OR JIFFY	
920	NAL	MPKIPXX	VARIABLE	ITEM(SUPPORTED),PLACE IN BAG	
920	NAL	MPKIP04	155	ITEM.PREPARE TO PACKAGE IN CIL PRESERVATIVE	
920	NAL	MPKIS01	87	ITEM,SUPPORT WITH FIBERBOARD	
920	NAL	MPKIWXX	VARIABLE	ITEM,WRAP AND PLACE IN HEAT SEAL BAG	
920	NAL	MPKIW04	313	ITEM,WRAP WITH LOCK-FOLD WRAP	23
920	NAL	MPKIW08	470	ITEM,WRAP AND PLACE IN RIGID CONTAINER	
920	NAL	MPKLAXX	VARIABLE	LIST(PACKING),ATTACH TO CONTAINER	
920	NAL	MPKLM01	245	LID,SEAL TO METAL CONTAINER(MACHINE SEAL)- MANUALLY OPERATED	
920	NAL	MPKLNXX	VARIABLE	LID(WOOD BOX),NAIL CLOSE	
920	NAL	MPKLO01	52	LID(WIREBOUND CRATE),OPEN	
920	NAL	MPKLP01	125	LID,PLACE ON FIBERCAN	
920	NAL	MPKLP02	283	LID AND LOCKING RING,PLACE ON METAL CONTAINER	24
920	NAL	MPKLP03	233	LID,PLACE ON TRIPLE-WALL CONTAINER	
920	NAL	MPKLRXX	VARIABLE	LID(WOOD BOX),REMOVE	
920	NAL	MPKLS01	125	LID,SEAT GASKET,ATTACH TO METAL CONTAINER- MACHINE SEAL	
920	NAL	MPKNO01	1917	NETS(463L PALLET TIEDOWN),OBTAIN AND PLACE	
920	TAL	MPKNPXX	VARIABLE	NETS(CARGO),POSITION AND SECURE ON 463L PALLET	
920	TBL	MPKNR01	16383	NETS(CARGO),REMOVE FROM PALLET(463L)	
920	NAL	MPKOBXX	VARIABLE	BOX(WOOD),OPEN,CLOSE AND NAIL	25
920	MAF	MPKOC01	137	CONTAINER(CARDBOARD),OPEN,STAPLED OR GLUED FLAP	
920	MAF	MPKOC02	184	CONTAINER(CARDBOARD),OPEN	
920	NAL	MPKOTXX	VARIABLE	OVERWRAP,TAPE	
920	NAL	MPKOUXX	VARIABLE	OBJECT(CYLINDRICAL),UNWRAP	
920	NAL	MPKPC01	162	PACKAGE(FIBERBOARD OR BLISTER),CUT	26
920	NAL	MPKPG01	625	PAPER(SHEET),GET AND POSITION	

DEFENSE WORK MEASUREMENT STANDARD TIME DATA
ELEMENT INDEX

OCCUP- ATION	QUALITY	UNMSTOP ELEMENT	TMU VALUE	OPERATION/ELEMENT DESCRIPTION	PAGE	
920	MAL	MPKPI01	88	PACKING,INSTALL IN BOX	26	
920	MAL	MPKPI02	151	PACKING,INSTALL IN BOX		
920	MAL	MPKPP01	473	PROTECTORS(CORNER),POSITION	27	
920	MAL	MFKPRXX	VARIABLE	PART,REMOVE FROM BOX		
920	MAL	MPKPTXX	VARIABLE	PACK(LEVEL A),TAPE SEAMS AND STENCIL		
920	MAL	MPKPUXX	VARIABLE	PART,UNPACK/UNWRAP		
920	MAL	MPKPWXX	VARIABLE	PART,WRAP OR PLACE IN OPEN BAG		
920	MAL	MPKPW03	2688	PART(POLISHED SURFACE),WRAP IN PAPER		
920	MAL	MPKRC01	1434	CONTAINER(RIGID METAL),CLOSE AND SEAL		
920	MAL	MPKRS01	1752	SEAL(CONEX),REMOVE,OPEN AND CLOSE DOOR		
920	MAL	MPKSAXX	VARIABLE	STRAP,APPLY TO BOX WITH MACHINE		28
920	MAL	MPKSA03	3800	STRAPS,APPLY TO PALLET		
920	MAL	MPKSFXX	VARIABLE	STRAP(METAL),FOLD		
920	MAL	MPKSPXX	VARIABLE	STRAPPING,POSITION THROUGH PALLET		
920	MAL	MPKSP04	393	STRAPPING,POSITION TO SKIDS		
920	MAL	MPKSRXX	VARIABLE	STRAPPING(5/8 INCH),REMOVE FROM BOX		
920	MAL	MFKTA01	4467	BOX(TRI-WALL),ASSEMBLE TO PALLET		
920	MAL	MPKTF01	167	TAPE,APPLY TO FIBERCAN	29	
920	MAL	MPKTG01	77	TAPE(STRIP-ADHESIVE),GET FROM PUSH BUTTON DISPENSER		
920	MAL	MPKTO01	1578	CONTAINER(TRI-WALL),OPEN		
920	MAL	MPKW0XX	VARIABLE	WIREBOUND BOX,OPEN		
920	MAL	TPKBOXX	TABLE	BAG(PAPER AND JIFFY),OPEN AND STAPLE CLOSED		
920	MAL	TPKCAXX	TABLE	CARTON,ASSEMBLE		30
920	MAL	TPKCCXX	TABLE	CARTON,CLOSE AND SEAL		31
920	MAL	TPKCPXX	TABLE	CARTON(EXTERIOR CONTAINER),PACKAGE ITEM AND SEAL		32
920	MAL	TPKIIXX	TABLE	ITEM(S),INSERT AND ALIGN IN CONTAINER		33
920	MAL	TPKNIXX	TABLE	MATERIAL(PACKING),INSERT IN CARTON		
920	MAL	TPKSAXX	TABLE	STRAPPING,APPLY BY HAND		
920	MAL	SPKBB01	15114	BOX(WOOD),BREAK OPEN	34	
920	MAL	SPKBCX1	CON/VAR	BOX(TRIPLE WALL),ASSEMBLE/COMPLETE		
920	MAL	SPKBC01	6912	BOX(TRIPLE WALL),ASSEMBLE/COMPLETE		
920	MAL	SPKBJ01	352	BAG(JIFFY),PACK-ON LINE		
920	MAL	SPKBM01	8149	BASE,PREPARE AND MOUNT ITEM WITH MOIST	35	
920	MAL	SPKBP01	4680	BOX(WOOD),PREPARE/COMPLETE,OFF LINE/LOW LINE		
920	MAL	SPKBP02	3242	BOX(WOOD),PREPARE/COMPLETE ON LINE		

DEFENSE WORK MEASUREMENT STANDARD TIME DATA
ELEMENT INDEX

OCCUPATION	QUALITY	DWMSTDP ELEMENT	TMU VALUE	OPERATION/ELEMENT DESCRIPTION	PAGE
920	MAL	SPKORXX	VARIABLE	BOX(WOOD,ORIGINAL),REPACK	35
920	MAL	SPKBSXX	VARIABLE	BAG,SEAL(HEAT)AND EXHAUST AIR-	
920	MAL	SPKBU01	259	BEARING(IN PLASTIC PACK),UNPACK	36
920	MAL	SPKCA01	37638	CRATE(PREFABRICATED),ASSEMBLE	
920	MAL	SPKCA02	39542	CRATE,ASSEMBLE(OFF LINE/LOW LINE)	
920	MAL	SPKCLXX	TABLE	CARTON(FIBERBOARD),PREPARE AND COMPLETE	37
920	MAL	SPKCC01	2150	CARTON(INTERIOR),COMPLETE AND OVERWRAP	
920	MAL	SPKCC02	22176	CRATE,PREPARE/COMPLETE ON LINE	
920	MAL	SPKCC03	13989	CONEX,PREPARE/COMPLETE FOR LOADING	38
920	MAL	SPKCO01	352	CONTAINER(CYLINDRICAL),OPEN AND UNPACK	
920	MAL	SPKCPXX	VARIABLE	CARTON(INTERIOR CONTAINER),PACKAGE ITEM AND SEAL	
920	MAL	SPKCS01	14208	CONTAINER,STENCIL/LABEL/STRAP-OFF LINE/LCW LINE	39
920	MAL	SPKCS02	6560	CONTAINER,STENCIL/LABEL/STRAP-ON LINE	
920	MAL	SPKCT01	355	CONTAINER PLASTIC),TEAR APART	
920	MAL	SPKCW01	799	CONTAINER(PARCEL POST),WEIGH AND LABEL	
920	MAL	SPKCW02	5165	CONTAINER(BULK),WEIGH,MEASURE AND CUBL	
920	MAL	SPKDP01	1129	DOCUMENT,PROCESS PER CONEX	
920	MAL	SPKDP02	2143	DOCUMENT,PROCESS PER PACK-MULTIPLE LINE ITEM PER PACK	40
920	MAL	SPKDP03	2416	DOCUMENTS,PROCESS PER PACKED AS RECEIVED	
920	MAL	SPKDP04	2616	DOCUMENTS,PROCESS PER LINE ITEM-SINGLE LINE ITEM PER PACK OR MULTIPLE PACKS PER LINE ITEM	
920	MAL	SPKDP05	1763	DOCUMENTS,PROCESS PER LINE ITEM-MULTIPLE LINE ITEMS PER PACK	
920	MAL	SPKDP06	1524	DOCUMENTS(PER BUNDLED OR BANDED ITEMS),PROCESS	
920	MAL	SPKDP07	1604	DOCUMENTS(PER JIFFY BAG PACKED),PROCESS	
920	MAL	SPKIM01	5062	ITEM,PREPARE BASE FOR AND MOUNT WITH MOIST(ND BARRIER)	41
920	MAL	SPKIPXX	TABLE	ITEM,PACKAGE IN INTERIOR AND EXTERIOR CARTON	
920	MAL	SPKIP01	4564	ITEM,PACKAGE IN WOODBOX(FINAL SHIPPING CONTAINER)-WITH MOIST	
920	MAL	SPKIP02	1439	ITEM,PACKAGE IN FIBER CAN,SEAL WITH TAPE	42
920	MAL	SPKIP03	1308	ITEM,PACKAGE IN RIGID CONTAINER-MACHINE SEALED	
920	MAL	SPKIP04	2534	ITEM,PACKAGE IN RIGID CONTAINER-RING SEAL	
920	MAL	SPKIP05	1944	ITEM,PACKAGE IN STRIPPABLE COMPOUND-FOIL WRAP	
920	MAL	SPKIP06	1503	ITEM,PACKAGE IN STRIPPABLE COMPOUND(NO WRAP)	
920	MAL	SPKIP07	1363	ITEM,PACKAGE IN SKIN PACKAGE,VACUUM FORMED WITH CUSHIONING	

DEFENSE WORK MEASUREMENT STANDARD TIME DATA
ELEMENT INDEX

OCCUP- ATION	QUALITY	DNMSTOP ELEMENT	TMU VALUE	OPERATION/ELEMENT DESCRIPTION	PAGE
920	MAL	SPKIP08	927	ITEM,PACKAGE IN BLISTER PACKAGE	42
920	MAL	SPKIP10	993	ITEM,PACKAGE IN OIL AND SEAL(MACHINE)	43
920	MAL	SPKIP11	12986	ITEM,PACKAGE IN REUSABLE METAL CONTAINER	
920	MAL	SPKISXX	VARIABLE	ITEM,SEAL IN HEAT SEALED BAG	
920	MAL	SPKIS03	1956	ITEM,SEAL IN HEAT SEALED BAG WITH FIBERBOARD SUPPORT	
920	MAL	SPKMA01	3357	MATERIAL,ATTACH TO SKID	
920	MAL	SPKPP01	318	PACKAGE(BLISTER OR SKIN),FORM	
920	MAA	SPKPIXX	TABLE	PART,INSERT IN CARTON AND SEAL	44
920	MAL	SPKPNXX	VARIABLE	PACK(INTERMEDIATE),MAKE WITH PAPER BAG	
920	MAL	SPKPPXX	TABLE	PACKAGE(METHOD II),PREPARE(INSERT DESICCANT WITH OR WITHOUT HUMIDITY INDICATOR;LABEL)	
920	MAA	SPKPP01	202	PART,PACK IN BAG AND BOX	
920	MAA	SPKPR01	414	PART,REMOVE FROM PAPER AND PLASTIC BAG	45
920	MAA	SPKPR01	474	PART(IN OIL),REMOVE FROM CAN	
920	MAL	SPKPSX1	CON/VAR	PALLET LOAD/TRI-WALL CONTAINER,STENCIL/LABEL/ STRAP	
920	MAA	SPKPU01	375	PART(SEALED IN CAN),UNPACK	
920	MAL	SPKSAXX	VARIABLE	STRAPPING,ASSEMBLE TO PALLET	
920	MAL	SPKSRXX	VARIABLE	STRAPPING AND CARDBOARD,REMOVE FROM PALLET LOAD	46
920	MAL	KPKBPXX	VARIABLE	BAG(BARRIER),PACK OR UNPACK	
920	FAL	KPKMCX1	CON/VAR	MATERIAL,CONSOLIDATE ON PALLET-UNITS FOR IMPORT/EXPORT	47
920	MAL	KPKMCX2	CON/VAR	MATERIAL,CONSOLIDATE AND STRAP ON PALLET-UNITS FOR EXPORT/IMPORT	
920	MAL	KPKMCX3	CON/VAR	MATERIAL,CONSOLIDATE IN TRIPLE-WALL BOX-UNITS FOR EXPORT/IMPORT	
920	MAL	KPKMCX4	CON/VAR	MATERIAL,CONSOLIDATE(PACK)IN WOOD BOX-UNITS FOR EXPORT/IMPORT	48
920	FAL	KPKPBX1	CON/VAR	PALLET(463L),BUILD UP AND POSITION FOR MOVE- MENT	49
920	MAL	KPKPH01	1811	PACK(INTERMEDIATE-FIBERBOARD),MAKE	
920	MAL	KPKPBX1	CON/VAR	PALLET LOAD,SHROUD(SHEATH)STRAP AND MARK	50
920	MAL	JPKBPX1	2815	BAG(JIFFY),PACK-PARCEL POST	
920	MAL	JPKBPX3	VARIABLE	WOOD BOX,PACK OFF LINE	51
920	MAL	JPKCPX1	VARIABLE	CARTON(FIBERBOARD),PACK FOR PARCEL POST	52
920	MAL	JPKCPX2	VARIABLE	CARTON(FIBERBOARD),PACK ON LINE	53
920	MAL	MTLSS01	128	STRAPPING,STAPLE WITH HAMMER	
920	MAL	MTLPA01	635	BOXES,ALIGN TO PALLET WITH RUBBER HAMMER	54

DEFENSE WORK MEASUREMENT STANDARD TIME DATA
ELEMENT INDEX

OCCUPATION	QUALITY	DWSTOP ELEMENT	TMU VALUE	OPERATION/ELEMENT DESCRIPTION	PAGE
920	MAL	MTLCA01	2904	CRATE(ASSEMBLED), ATTACH TO SKID WITH LAG BOLTS	54
920	MAL	MTLCC01	131	CORD, CUT WITH SCISSORS	
920	MAL	MTLOS01	221	OPENING(CORD-STRIPPABLE COMPOUND), SEAL	
920	MAL	MTLPCXX	VARIABLE	PAPER(PACKING), CUT WITH SHEARS	
920	MAL	MTLPS01	209	PACKAGE(BLISTER), SEPARATE FROM MULTI-COMPARTMENT UNITS	
920	MAL	MTLSA01	104	STRAPPER/BANDER(MANUAL), ATTACH TO STRAP	
920	MAL	MTLSB01	1327	BUNDLE, STRAP	
920	MAL	MTLSCXX	VARIABLE	STRAP, CUT AND ASIDE	55
920	MAL	MTLSC05	117	STRAP, CUT	
920	MAL	MTLSC06	147	SEAL, CRIMP TO STRAPPING	
920	MAL	MTLST01	8051	SUPPORT, INSTALL IN PACKING CONTAINER	
920	MAL	MTLSTXX	VARIABLE	STRAPPING, TIGHTEN, WITH POWER TIGHTENER	
920	MAL	MTLST03	1137	STRAPPING, TIGHTEN	
920	MAL	MTLST04	978	STRAPPING, TIGHTEN WITH MANUAL TIGHTENER	
920	MAL	MTLST05	931	STRAPPING, TIGHTEN AROUND CONTAINER	
920	MAL	MTLTR01	129	TIGHTENER(STRAPPING-MANUAL), REMOVE	56
920	MAL	MTLWC01	268	WRAP OR CUSHIONING, CUT AT TABLE	
920	MAL	STLRSXX	VARIABLE	BARRIER, SEAL(HEAT)	
920	MAL	STLSCXX	VARIABLE	STENCIL, CUT WITH MANUAL OR ELECTRIC CUTTER	57
920	MAL	STLSC11	2741	STENCIL(ADDRESS AND IDENTIFICATION), CUT FOR OVERSEAS PACK WITH MANUAL CUTTER	
920	MAL	STLSC12	16890	STENCIL, CUT FOR AMMUNITION PACK WITH ELECTRIC CUTTER	58
920	MAL	STLSRXX	VARIABLE	STRAP(S), REMOVE(CUT AND ASIDE) FROM PALLET	
920	MAL	MTPMCXX	VARIABLE	MATERIAL(CUSHIONING), CUT WITH POWER CUTTER	
920	MAL	MWRCA01	116	CARTON/DOCUMENT, ANNOTATE WITH WEIGHT AND CUBE	
921	TAL	MEHRMXX	VARIABLE	ROOMLIFT, MOVE	
921	MAL	MEHBOX	VARIABLE	ROOMLIFT(ELECTRIC), OPERATE ROOM	59
921	MAL	MEHMOXX	VARIABLE	HOIST(POWER, AIR OR ELECTRIC), OPERATE	
921	MAL	MEHSAXX	VARIABLE	SLING, ATTACH TO LOAD	60
921	TCL	TEHCOXX	TABLE	CRANE(TRUCK, WAREHOUSE), OPERATE	61
921	TUL	SEHML01	24311	MATERIAL(BULK), LOAD OR UNLOAD WITH CRANE	
921	MAL	SEMPL01	22742	PALLET, LOAD INTO AIRCRAFT USING A 10K FORKLIFT LOADER AND 463L TRAILER	
921	MAL	SEMPU01	24894	PALLET, UNLOAD FROM AIRCRAFT USING A 10K FORKLIFT LOADER AND 463L TRAILER	
921	MAL	SJPCS01	41700	CONVEYOR(ROLLER), SET UP AND BREAK DOWN	62
921	MAL	BMMHCXX	VARIABLE	HOIST, COMMENCE MOTION MANUALLY	

DEFENSE WORK MEASUREMENT STANDARD TIME DATA
ELEMENT INDEX

OCUP- ATION	QUALITY	OWNSTOP ELEMENT	TMU VALUE	OPERATION/ELEMENT DESCRIPTION	PAGE
921	MAA	MMHRXX	VARIABLE	HOOK(PLAIN,CABLE OR HOIST),REMOVE	62
921	MAA	MMHSXX	VARIABLE	HOIST,STOP MOVEMENT MANUALLY	
921	MAA	MMBAXX	VARIABLE	BRACKET,ATTACH TO OR REMOVE FROM OBJECT, PREPATORY TO ATTACHING OR SUBSEQUENT TO REMOVING LIFTING SLING	63
921	MAA	MMBI01	155	BELT,INSTALL TO OBJECT AND TO HOIST HOOK WITH SAFETY LATCH	
921	MAL	MMHRXX	VARIABLE	BELT,REMOVE FROM HOIST WITH SAFETY TYPE LATCH	
921	FAL	MMCC01	1136	CARGO,CYCLE WITHIN PIT LOOP TO AID SELECTION	
921	FAL	MMHCXX	VARIABLE	CARGO,MOVE ON CONVEYOR	64
921	MAL	MMCS01	51572	CONVEYOR(SKATE OR ROLLER),SET UP AND DISMANTLE	
921	TUL	MMCU01	1817	CABLES,UNHOOK FROM CARGO AND HOOK TO ELEVATOR	
921	TUL	MMCU02	283	CABLES(ELEVATOR),UNHOOK ON RAMP/ELEVATOR AIRCRAFT	
921	TUL	MMCW01	16503	CARGO(U OR W CODED),WINCH UP RAMP INTO AIRCRAFT AND POSITION IN EXACT LOCATION	
921	TUL	MMEL01	2467	ELEVATOR(CARGO),LOWER OR RAISE	
921	MAL	MMHAXX	VARIABLE	HOOK,ATTACH TO EYELET,BELT,CABLE OR SIMILAR DEVICE	65
921	MAL	MMHA07	1016	HOIST,ATTACH,MOVE ITEM TO BASE AND DETACH	
921	MAL	MMHA08	907	HOIST,ATTACH,MOVE ITEM INTO CONTAINER AND DETACH HOIST	
921	FAL	MMHA09	78	HOIST(OVERHEAD);ATTACH TO ITEM	
921	MAL	MMHD01	155	HOIST(OVERHEAD),DETACH FROM ITEM	
921	TAL	MMHM01	783	ITEM,MOVE TO BASE WITH OVERHEAD HOIST	
921	TAL	MMHP01	674	ITEM,PLACE IN CONTAINER WITH OVERHEAD HOIST	66
921	FAL	MMHP01	165	PALLET,PUSH ON CONVEYOR	
921	TUL	MMHRA01	7301	RIGGING(WINCH),ARRANGE TO HOOK UP	
921	MAP	MMHSA01	107	SLING,ATTACH TO HOOK	
921	MAL	MMHSH01	658	SLING,HOOK AND UNHOOK TO/FROM LOAD AND HOIST	
921	MAP	MMHSP01	241	SLING,PUT AROUND PART OR OBJECT	
921	MAP	MMHSR01	110	SLING,REMOVE FROM PART	
921	MAP	MMHSR02	48	SLING,REMOVE FROM HOOK	
921	TAL	TMHLXX	TABLE	HOIST(FLOOR CRANE),OPERATE/MOVE/RAISE/LOWER	67
921	TAL	TMHMXX	TABLE	HOIST(BRIDGE CRANE),OPERATE/MOVE	68
921	TAL	TMHOXX	TABLE	HOIST(A-FRAME),OPERATE	69
921	TAL	TMHPXX	TABLE	HOIST(MONORAIL),OPERATE/MOVE/PULL	70
921	TAL	TMHNXX	TABLE	HOIST(JIB CRANE),OPERATE/MOVE/RAISE/LOWER	71
921	FAL	TMHPXX	TABLE	PALLET(463L-LOADED),OBTAIN CONTROL AND MOVE	
921	MAL	TMHSXX	TABLE	SLING,ATTACH OR REMOVE	72

DEFENSE WORK MEASUREMENT STANDARD TIME DATA
ELEMENT INDEX

OCCUP- ATION	QUALITY	DWNSTOP ELEMENT	TMU VALUE	OPERATION/ELEMENT DESCRIPTION	PAGE
921	NAL	SMHCL01	14238	CARGO(463L PALLET),LOAD USING 25/40K LCADER	72
921	NAL	SMHCO01	14436	CARGO(463L PALLET),OFFLOAD WITH 25/40 K LOADER	
921	NAL	SMHMO1	3355	ITEM,MOUNT TO BASE USING OVERHEAD HOIST	
921	NAF	SMHMO1	817	MATERIAL,BALANCE ON HOIST,PART OF PIPE	73
921	NAF	SMHSA01	1102	SLING,ATTACH FOR CRANE MOVE	
921	NAF	SMHSR01	525	SLING.REMOVE	
921	TUL	SMHWA01	31590	WINCH,ARRANGE FOR LOADING/OFFLOADING VIA CARGO RAMP(U OR W CODED)	
921	TUL	KMHCUXX	VARIABLE	AIRCRAFT(RAMP/ELEVATOR TYPE),OFFLOAD U/W CODED CARGO(PER PIECE)	
921	FAL	BMYCT01	100	CONVEYOR TRAVEL TIME	
921	FAL	NMTDO01	2009	DOCK(HYDRAULIC),OPERATE	74
921	FAL	NMTPL01	535	PLATFORM(PALLET PIT),LOWER/RAISE	
921	NAL	MOHBP01	408	BLOCK(SCOTCH),POSITION AND REMOVE FROM CONVEYOR	
921	TUL	KRCCUX1	CON/VAR	CARRIER,UNLOAD BY CHANE AND MOVE MATERIAL TO STORAGE LOCATION BY FORKLIFT	
921	EUL	KRCCUX2	CON/VAR	CARRIER,UNLOAD BY CRANE AND MOVE MATERIAL TO STORAGE LOCATION BY FORKLIFT TRUCK	
921	EUL	KRCCUX3	CON/VAR	VEHICLE(PIGGY BACK),PREPARE AND UNLOAD	75
921	TUL	KRCCUX4	CON/VAR	CARRIER(FLATCAR),UNLOAD WHEELED VEHICLE WITH CRANE	
921	EUL	JRCCUX1	VARIABLE	CAR(RAIL,FLAT),UNLOAD VEHICLES WITH CRANE-TOW AWAY	76
921	EUL	JRCCUX3	VARIABLE	CAR(RAIL,FLAT),UNLOAD WITH YARD CHANE	77
921	EUL	JRCCUX4	VARIABLE	CAR(GONDOLA-RAIL),UNLOAD WITH YARD CRANE	78
921	EUL	JRCTUX1	VARIABLE	TRUCK(FLATBED),UNLOAD WITH WAREHOUSE TRUCK CRANE	79
921	EUL	JRCTUX2	VARIABLE	TRUCK(FLATBED),UNLOAD WITH YARD CHANE	80
921	EUL	JRCVUX1	VARIABLE	VEHICLE(PIGGY-BACK),UNLOAD	81
921	TUL	KSHCLX1	CON/VAR	CARRIER(RAILROAD FLATCAR),LOAD WHEELED VEHICLE BY CRANE	82
921	TUL	KSHCLX2	CON/VAR	CARRIER(COMMON),LOAD BY WAREHOUSE CRANE	
921	TUL	KSHCLX3	CON/VAR	CARRIER(FLATBED),LOAD(MOVE LOAD FROM STORAGE BY FORKLIFT AND LOAD ON FLATBED BY CRANE)	
921	TUL	KSHCLX4	CON/VAR	CARGO(U/W CODED),LOAD ON RAMP/ELEVATOR AIR-CRAFT	83
921	EUL	JSHCLX1	VARIABLE	CAR(RAIL,GONDOLA),LOAD WITH CHANE	84

DEFENSE WORK MEASUREMENT STANDARD TIME DATA
ELEMENT INDEX

OCCUP- ATION	QUALITY	DWSTOP ELEMENT	TMU VALUE	OPERATION/ELEMENT DESCRIPTION	PAGE
921	EUL	JSHCLX2	VARIABLE	CAR(RAIL,FLAT).LOAD VEHICLES-TOW TO LOAD AREA- LOAD WITH CRANE	85
921	EUL	JSMCLX3	VARIABLE	CAR(RAIL,FLAT).LOAD WITH CRANE	86
921	EUL	JSHTLX1	VARIABLE	TRUCK(FLATBED).LOAD WITH CRANE	87
921	EUL	JSHTLX3	VARIABLE	TRUCK(FLATBED).LOAD WITH CRANE TRUCK,WAREHOUSE	88
922	MAL	MEHCC01	173	CABLE,CONNECT AND DISCONNECT TO BATTERY (ELECTRIC FORKLIFT TRUCK)	
922	MAL	MEHCC02	258	CABLE,CONNECT AND DISCONNECT TO BATTERY (ELECTRIC TRANSPORTER)	
922	FAL	MEHCR01	2544	CONTAINER,RAISE AND PLACE DUNNAGE FOR EASY PICKUP	89
922	MAL	MEHFMXX	VARIABLE	FORKLIFT TRUCK-K-LOADER, MOUNT, START, STOP AND DISMOUNT	
922	TAL	MEHFOXX	VARIABLE	FORKLIFT TRUCK, OPERATE	
922	MAL	MEHPPXX	VARIABLE	FORKLIFT TRUCK, PREPARE TO OPERATE	
922	FBL	MEHKPXX	VARIABLE	K LOADER, POSITION TO AIRCRAFT	90
922	FAL	MEHKP03	5179	K LOADER(25/40K), POSITION TO TRANSFER DOCK	
922	TUL	MEHKP04	1467	K LOADER(25/40 K), POSITION PRECISELY AT RAIL/ ROLLER SYSTEM	
922	FAL	MEHPMXX	VARIABLE	PALLET(EMPTY), MOVE INTO OR OUT OF CARRIER USING FORKLIFT TRUCK	
922	MAL	MEHPO01	13496	PALLET(463L), OBTAIN WITH PLASTIC BAG, CARGO NETS AND TRANSPORT TO BUILD UP PIT	
922	FAL	MEHPP01	533	PALLET(LOADED-2000 POUNDS), PICK UP IN RAILROAD CAR WITH ELECTRIC FORKLIFT	
922	FAL	MEHPP02	465	PALLET(LOADED 2000 POUNDS), PICKUP WITH ELECTRIC FORKLIFT TRUCK	91
922	FAL	MEHPP03	447	PALLET(LOADED-4000 POUNDS), PICK UP WITH AN ELECTRIC FORKLIFT TRUCK	
922	FAL	MEHPP04	321	PALLET(LOADED-4000 POUNDS), PICK UP WITH ELECTRIC FORKLIFT TRUCK	
922	FAL	MEHPS01	335	PALLET(LOADED-4000 POUNDS), SET DOWN WITH ELECTRIC FORKLIFT TRUCK	
922	EUL	MEHTH01	744	TRAILER, HOOK/UNHOOK TO TRACTOR	
922	FAL	MEHTP01	1790	TRANSPORTER, PLACE IN CARRIER OR REMOVE FROM CARRIER	
922	FAL	MEHVTXX	VARIABLE	VEHICLE, TRAVEL TIMES(PRIME MOVER)(WHEEL)	92
922	FAL	TEHFBXX	TABLE	FORKLIFT TRUCK, TRAVEL INTO/CUT OF BOXCAR OR TRAILER	
922	TAL	TEHFE XX	TABLE	FORKLIFT(ELECTRIC), OPERATE	93
922	FAL	TEHFOXX	TABLE	FORKLIFT TRUCK(THREE TON CAPACITY), OPERATION	94
922	FAL	TEHFTXX	TABLE	FORKLIFT TRUCK-TRACTOR, TRAVEL	95

DEFENSE WORK MEASUREMENT STANDARD TIME DATA
ELEMENT INDEX

OCCUP- ATION	QUALITY	DWMS/STOP ELEMENT	TMU VALUE	OPERATION/ELEMENT DESCRIPTION	PAGE
922	TAL	TEMOPXX	TABLE	FORKLIFT(ELECTRIC),OPERATE	95
922	FAL	TEMPPXX	TABLE	PALLETS/UNIT LOADS,PICK UP WITH FORKLIFT TRUCK	96
922	FAL	TEMPSXX	TABLE	PALLET(S)/UNIT LOADS,STACK WITH FORKLIFT TRUCK	97
922	TAL	TEMTOXX	TABLE	TRANSPORTER(ELECTRIC) OPERATE	
922	NAL	SEMCNXX	CON/VAR	CARGO(SEcurity),MOVE FROM SECURITY CAGE/ROOM	98
922	FAL	SEMOPXX	CON/VAR	DOLLY(PALLET),PLACE IN CARRIER BY FORKLIFT TRUCK AND RETURN DOLLY TO STORAGE	
922	NAL	SEMFL01	8104	FORKLIFT TRUCK(3000-6000 POUND),LOAD/UNLOAD TO OR FROM CARRIER WITH 15000 POUND FORKLIFT	
922	FAL	SEMFO01	2020	FORKLIFT TRUCK,OPERATIONS IN STORAGE AND STRAPPING AREA	
922	FAL	SEMLP01	1789	LOAD,PICK UP WITH FORKLIFT,MOVE AND STACK	
922	FAL	SEMPPXX	CON/VAR	MATERIAL,PICK UP,TRANSPORT,DROP WITH FORKLIFT TRUCK	99
922	NAL	SEMMRXX	CON/VAR	MATERIAL(BOLT),RETURN TO STORAGE	
922	FAL	SEMPGX1	CON/VAR	PALLET(EMPTY),GET(SINGLE),RETURN STACK	
922	FAL	SEMPLXX	VARIABLE	PALLET(LOADED),LOAD INTO CARRIER BY FORKLIFT TRUCK	100
922	FAL	SEMPXX1	CON/VAR	PACK,MOVE WITH FORKLIFT TRUCK	
922	NAL	SEMPN01	10636	PALLET(463L),MOVE ONTO TRANSFER LOADING DOCK	
922	FAL	SEMPOX1	CON/VAR	PALLET(EMPTY),OBTAIN WITH FORKLIFT TRUCK	
922	FAL	SEMPOX2	CON/VAR	PALLET(463L-EMPTY),OBTAIN AND PLACE IN BUILD UP PIT	101
922	FAL	SEMPPX1	CON/VAR	PALLET(LOADED),PICK UP AND MOVE WITH ELECTRIC STANDUP OPERATED FORKLIFT TRUCK	
922	TAL	SEMPPX2	CON/VAR	PALLET(WAREHOUSE),POSITION AT AIRCRAFT FOR UNLOADING	102
922	FAL	SEMPRX1	CON/VAR	PALLET(EMPTY),REMOVE FROM CAR,RETURN TO STOW	
922	NAL	SEMPRX2	CON/VAR	PALLET(EMPTY),RETURN TO STORAGE	
922	NAL	SEMPRO1	3828	PALLET(463L-EMPTY),RETURN TO STORAGE	103
922	FAL	SEMPTXX	VARIABLE	PALLET(LOADED),TRANSPORT FROM CARRIER WITH FORKLIFT	
922	FAL	SEMTP01	3998	TRANSPORTER(HAND),PLACE IN OR REMOVE FROM VAN OR RUN-THRU WITH ELECTRIC FORKLIFT TRUCK	
922	NAL	KENCLXX	VARIABLE	CARRIER(VAN TRUCK/TRAILER),LOAD AT AIR TERMINAL	104
922	FAL	JEMDSXX	VARIABLE	DRUMS(55 GAL)OR CYLINDERS,SELECT FROM STORAGE,(FULL OR PARTIAL PALLETS)	105
922	FAL	JEMDSX4	VARIABLE	MATERIAL,SELECT-FULL PALLET(SINGLE LINE ITEM PER PALLET)	106
922	FAL	JEMDSX5	VARIABLE	MATERIAL,SELECT FROM BULK LOCATION-MORE THAN ONE LOCATION-MULTI LINES PER PALLET	107

DEFENSE WORK MEASUREMENT STANDARD TIME DATA
ELEMENT INDEX

OCCUP- ATION	QUALITY	DWSTDP ELEMENT	TMU VALUE	OPERATION/ELEMENT DESCRIPTION	PAGE
922	FAL	JPHMSX6	VARIABLE	MATERIAL, SELECT-ONE LINE FROM RACK STORAGE (MULTIPLE LINE ITEMS BY STOCK SELECTOR- PLATFORM TYPE)	108
922	FAL	JEMSSX2		DELETE-BAD ENTRY	
922	FAL	JEMSSX1	VARIABLE	STOCK(BAR), SELECT FROM STORAGE (NO CUTTING)	109
922	FAL	JEMSSX2	VARIABLE	STOCK(BAR), SELECT FROM STORAGE (CUTTING REQUIRED)	110
922	TAL	MIDCC01	1019	CARGO, CHECK IDENTITY	
922	NAL	SIDDR01	1263	DOCUMENTS (RECEIVING), REMOVE, MATCH AND ATTACH TO CONTAINER	111
922	NAL	MJPBIXX	VARIABLE	BIN, PREPARE TO ISSUE FROM	
922	NAL	MJPBSXX	VARIABLE	BIN, PREPARE TO STOW/REPLENISH STOCK	
922	FAL	MJPPIXX	VARIABLE	PLATE (DOCK), INSTALL AND REMOVE	
922	FAL	MJPPOXX	VARIABLE	STACK (PALLET-WAREHOUSE, 463-L OR SKID), OBTAIN	112
922	NAL	MJPRS01	214	REEL (TEMPORARY), SET UP AND ATTACH REEL/COIL MATERIAL	
922	NAL	SJPD001	478	DOCUMENTS (AND TOTE TRAYS), ASSEMBLE FOR ISSUE	
922	NAL	SJPES01	2360	EQUIPMENT (ELECTRIC FORKLIFT AND DOOR PLATE), SET UP AND SECURE	
922	NAL	SJPPSX1	CON/VAR	PLACARDS (WARNING), SET	
922	TUL	SJPSCX1	CON/VAR	AIRCRAFT/LOAD SPOT, CLEAN	113
922	FUL	KJPAPX1	CON/VAR	AIRCRAFT (PALLETIZED), PREPARE TO LOAD	
922	FBL	KJPCAXX	VARIABLE	CREW/EQUIPMENT, ASSEMBLE AND MOVE TO AIRCRAFT TO UNLOAD	114
922	FAL	KJPCAX1	CON/VAR	CREW/EQUIPMENT, ASSEMBLE AND PREPARE TO OFF- LOAD AIRCRAFT	
922	FAL	KJPCPX1	CON/VAR	CARGO (PALLETIZED-BULK OR UNIT LOAD), POSITION ON DOCK OR IN BULK STORAGE	115
922	FAL	KJPCTX1	CON/VAR	CREW/EQUIPMENT, TRAVEL TO HOT SPOT/LOADING AREA	
922	FAL	KJPEAXX	VARIABLE	CREW/EQUIPMENT, ASSEMBLE AND MOVE TO AIRCRAFT PARKING AREA TO UNLOAD-10K OR 25/40K LOADER	116
922	NAL	MNFE001	73	ENVELOPE (TACKED TO CARRIER WALL), TEAR OPEN	
922	NAL	MCHCPXX	VARIABLE	CONTAINER, PREPARE TO HOLD BIN ISSUE	
922	NAL	MOMNCXX	VARIABLE	MATERIAL (REEL/COIL), CUT, REMOVE AND TIE	
922	NAL	JOHMSX1	VARIABLE	MATERIAL (BOLT), SELECT AND CUT	117
922	NAL	KPKCPX1	CON/VAR	CONTAINERS (CONSOLIDATED RECEIPTS), PREPARE AND DISPOSE	118
922	TUL	SRCM001	882	MANIFEST (AIR CARGO), OBTAIN FROM PILOT, SIGN FOR SPECIAL HANDLING	
922	FAL	SRCSDXX	VARIABLE	SHORING (DOOR-RAILROAD CAR), DISPOSE OF	

DEFENSE WORK MEASUREMENT STANDARD TIME DATA
ELEMENT INDEX

OCCUPATION	QUALITY	DWSTOP ELEMENT	TMU VALUE	OPERATION/ELEMENT DESCRIPTION	PAGE
922	FAL	KRCAOX1	CON/VAR	AIRCRAFT(RAMP/ELEVATOR TYPE),OFFLOAD LOOSE CARGO(PER AIRCRAFT)	119
922	FAL	KRCAOX2	CON/VAR	AIRCRAFT,OFFLOAD LOOSE CARGO(PER AIRCRAFT)	120
922	FAL	KRCAUX1	CON/VAR	AIRCRAFT,UNLOAD NON-PALLETIZED,HEAVILY LOADED CARGO-PER AIRCRAFT	121
922	FUL	KRCAUX2	CON/VAR	AIRCRAFT,UNLOAD 463L PALLETS WITH 10K LOADER	121
922	FAL	KRCAUX3	CON/VAR	AIRCRAFT,UNLOAD 463L PALLET WITH 25/40K LOADER	122
922	FAL	KRCCMX1	CON/VAR	CARGO(U/W CODED),MOVE FROM LOAD SPOT TO STORAGE/HOLD AREA	122
922	FAL	KRCCUXE	CON/VAR	CARRIER(VAN TRUCK),UNLOAD TO STORAGE WITH FORK LIFT-PALLET	123
922	MUL	KRCCUXC	CON/VAR	CARRIER(COMMON-FAIL),UNLOAD TO STORAGE-VEHICLE	123
922	MUL	KRCCUXE	CON/VAR	CARRIER(FLATBED TRUCK),UNLOAD AND MOVE TO STORAGE-WHEELED VEHICLE	124
922	FAL	KRCCUX2	CON/VAR	CARRIER(GONDOLA CAR),UNLOAD CONEX	124
922	FAL	KRCCUX5	CON/VAR	CARRIER(TRUCK),UNLOAD THROUGH CENTRAL RECEIVING TO STORAGE LOCATION-PALLET	124
922	FAL	KRCCUX8	CON/VAR	CARRIER(RAILCAR),UNLOAD TO STORAGE,PALLETS	125
922	FAL	KRCCUX9	CON/VAR	CARRIER(FLATBED TRUCK),UNLOAD TO STORAGE-PALLET	125
922	FAL	KRCPBX1	CON/VAR	PALLET(463L),BREAKDOWN(PER PALLET)	126
922	FAL	KRCPBX2	CON/VAR	PALLET(WAREHOUSE),BREAKDOWN	127
922	FAL	KRCPX1	CON/VAR	PALLET(EMPTY),PLACE;MOVE LOADED	128
922	FAL	KRCPX1	CON/VAR	PALLET(463L),TRANSFER TO BREAKDOWN DOCK,STCW EQUIPMENT,DELIVER PAPER WORK TO OFFICE	128
922	TUL	KRCTOX1	CON/VAR	TRUCK/TRAILER,OFFLOAD AT TERMINAL,MOVE CARGO TO TEMPORARY HOLD AREA	129
922	FAL	KRCVMX1	CON/VAR	VEHICLE(RECEIVED),MOVE TO STORAGE	130
922	FAL	JRCAOX1	VARIABLE	AIRCRAFT,OFFLOAD PALLETIZED CARGO-AFLC AND MAC	131
922	FAL	JRCAOX2	VARIABLE	AIRCRAFT(NON-PALLETIZED),OFFLOAD	133
922	FAL	JRCAOX3	VARIABLE	AIRCRAFT(RAMP/ELEVATOR TYPE),OFFLOAD-PER AIRCRAFT	134
922	FUL	JRCCUX1	VARIABLE	CAR(RAIL,BOX),UNLOAD WITH FORKLIFT TRUCK	135
922	MUL	JRCCUX2	VARIABLE	CAR(RAIL,REFRIGERATED,40 FOOT-SOLID),UNLOAD	136
922	FAL	JRCCUX3	VARIABLE	CAR(GONDOLA),UNLOAD BY HEAVY DUTY FORKLIFT WITH SPECIAL LIFTING DEVICE	137
922	FAL	JRCCUX4	VARIABLE	CAR(RAIL,FLAT),UNLOAD,TOW WHEELED VEHICLE OFF OF CAR	138

DEFENSE WORK MEASUREMENT STANDARD TIME DATA
ELEMENT INDEX

OCCUP- ATION	QUALITY	DBMSTP ELEMENT	TMU VALUE	OPERATION/ELEMENT DESCRIPTION	PAGE
922	FUL	JRCCUX5	VARIABLE	CAR(RAIL,FLAT),UNLOAD WITH FORKLIFT-UNIT LCAOS	139
922	FUL	JRCCUX6	VARIABLE	CAR(SPECIAL,BI-LEVEL,TRI-LEVEL,TTX),UNLOAD	140
922	FUL	JRCTUX1	VARIABLE	TRUCK(FLATBED),UNLOAD WHEELED VEHICLE-TOW OFF	141
922	FUL	JRCTUX4	VARIABLE	TRUCK(VAN/TRAILER),UNLOAD WITH FORKLIFT TRUCK	142
922	FUL	JRCTUX5	VARIABLE	TRUCK(FLATBED-SOLID),UNLOAD-TWO FORKLIFTS	143
922	FUL	JRCTUX6	VARIABLE	TRUCK(FLATBED-MIXED),UNLOAD-TWO FORKLIFTS	144
922	MAL	MRDLCXX	VARIABLE	LINE ITEMS,COUNT NUMBER ON A SHEET	145
922	FUL	KSHALX1	CON/VAR	AIRCRAFT(PALLETIZED),LOAD 463L PALLETS WITH 10K LCADER	
922	FUL	KSHALX2	CON/VAR	AIRCRAFT(PALLETIZED),LOAD 463L PALLETS WITH 25/40K LOADER	
922	MAL	KSHALX3	CON/VAR	AIRCRAFT,LOAD BELLY-LOADED CARGO	146
922	MAL	KSHCAK1	CON/VAR	CARGO(AIR-U/W CODED),ASSEMBLY FOR MOVEMENT TO RAMP/ELEVATOR AIRCRAFT	147
922	FAL	KSHCLXA	CON/VAR	CARRIER(FLATBED TRUCK),LOAD THROUGH CENTRAL SHIPPING-PALLETS	
922	MUL	KSHCLXC	CON/VAR	CARRIER(RAIL FLATCAR),LOAD AND BLOCK AND BRACE WHEELED VEHICLE ON CARRIER	148
922	MUL	KSHCLXI	CON/VAR	CARRIER(FLATBED TRUCK),LOAD,BLOCK AND BRACE A WHEELED VEHICLE	
922	FAL	KSHCLX2	CON/VAR	CARRIER(GONDOLA CAR),LOAD CONEX	
922	FAL	KSHCLX3	CON/VAR	CARRIER(FLATBED),LOAD FROM HOLD AREA-PALLET	149
922	FAL	KSHCLX4	CON/VAR	CARRIER(TRUCK),LOAD PALLET FROM STORAGE	
922	FAL	KSHCLX5	CON/VAR	CARRIER(VAN TRUCK),LOAD PALLET THROUGH CENTRAL SHIPPING	
922	FAL	KSHCLX6	CON/VAR	CARRIER(RAILCAR),LOAD PALLET FROM PACKING	150
922	FAL	KSHCLX7	CON/VAR	CARRIER(RAILCAR),LOAD FROM STORAGE-PALLETS	
922	MAL	KSHCLX8	CON/VAR	CONTAINER(PARCEL POST),LOAD FOR SHIPMENT	
922	FAL	KSHCLX9	CON/VAR	CARGO(LOOSE),LOAD ON RAMP/ELEVATOR AIRCRAFT	151
922	MAL	KSHCMX1	CON/VAR	CARGO(U/N CODED),MOVE TO AIRCRAFT LOAD SPOT	
922	FUL	KSHCPX1	CON/VAR	CARGO(AIR),PLACE ON WAREHOUSE PALLET,POSITION PALLET FOR MOVEMENT TO AIRCRAFT	152
922	MAL	KSHMLX1	CON/VAR	MATERIAL,(PALLETIZED/UNITIZED),LOAD ON TRUCK FROM ABOVE GROUND MAGAZINE W/O PLATFORM(ANMO)	153
922	FUL	KSHPAK1	CON/VAR	PALLETS(463L-LOADED),ASSEMBLY FOR MOVEMENT TO AIRCRAFT	
922	FAL	JSHADK1	VARIABLE	AIRCRAFT,UNLOAD WITH PRE-PALLETIZED MIXED CARGO(A/C FITTED WITH A 463L RAIL SYSTEM)	154

DEFENSE WORK MEASUREMENT STANDARD TIME DATA
ELEMENT INDEX

OCCUPATION	QUALITY	DBMSTDP ELEMENT	TMU VALUE	OPERATION/ELEMENT DESCRIPTION	PAGE
922	FAL	JSHA0X2	VARIABLE	AIRCRAFT, CNLOAD WITH NON-PALLETIZED (FLOORLOAD) MIXED CARGO	155
922	FAL	JSHA0X3	VARIABLE	AIRCRAFT (RAMP/ELEVATOR ACCESS TYPES), CNLOAD	156
922	FAL	JSHCLX1	VARIABLE	CAR (RAIL, BOX), LOAD WITH FORKLIFT TRUCK (SOLID)	157
922	FUL	JSHCLX2	VARIABLE	CAR (40 FOOT REFRIGERATED), LCAC	158
922	FUL	JSHCLX3	VARIABLE	CAR (RAIL, BOX-MIXED), LOAD WITH FORKLIFT TRUCK	159
922	FUL	JSHCLX4	VARIABLE	CAR (RAIL, FLAT-SOLID OR MIXED), LOAD WITH FORKLIFT-UNIT LOADS	160
922	FUL	JSHCLX5	VARIABLE	CAR (RAIL, FLAT-MIXED OR SOLID), LOAD-TOW ON	161
922	FUL	JSHCLX6	VARIABLE	CAR (RAIL, GENDOLA-SOLID/MIXED), LOAD CONEX WITH HEAVY DUTY FORKLIFT AND SPECIAL DEVICE	162
922	FUL	JSHTLX1	VARIABLE	TRUCK (FLATBED-SOLID), LOAD WITH TWO FORKLIFTS	163
922	FAL	JSHTLX2	VARIABLE	TRUCK (VAN/TRAILER-SOLID), LOAD WITH FORKLIFT	164
922	FUL	JSHTLX3	VARIABLE	TRUCK (FLATBED-MIXED), LOAD WITH TWO FORKLIFTS	165
922	FUL	JSHTLX4	VARIABLE	TRUCK (VAN/TRAILER), LOAD AT CENTRAL SHIPPING	166
922	FAL	JSHTLX5	VARIABLE	TRUCK (FLATBED-MIXED OR SOLID), LOAD-TOW ON	167
922	MAL	JSHTLX6	VARIABLE	TRUCK (VAN/TRAILER), LOAD PALLETIZED/UNITIZED AMMUNITION/COMPONENTS AT IGLUO	168
922	MAL	JSHTLX7	VARIABLE	TRUCK (VAN/TRAILER), LOAD PALLETIZED OR UNITIZED MATERIAL AT ABOVE GROUND MAGAZINE WITHOUT PLATFORM	169
922	MAL	MBRCM01	437	CONTAINER, MARK WITH DATE, NUMBER OF PIECES AND ORDER NUMBER	
922	MAL	KWRDP01	1511	DOCUMENT (PER LINE ITEM ISSUED), PROCESS AND ATTACH TO CONTAINER	170
929	TUL	MACLAXX	VARIABLE	LOCK (PALLET-463L), ACTUATE	
929	TUL	MACPLXX	VARIABLE	PALLET RESTRAINT (463L), LOCK/UNLOCK	
929	EUL	SACE0XX	VARIABLE	EQUIPMENT (LIGHTING), OPERATE	
929	MAL	MBMLC01	195	LADDER (BOXCAR), CLIMB, FROM GROUND TO DOCK	
929	MAL	MBMLC02	168	LADDER (BOXCAR), CLIMB, FROM DOCK TO GROUND	
929	MAL	MBMPC01	438	PLATFORM, CLIMB ON TO AND OFF FROM AND TO GROUND LEVEL (RAILCAR OR TRUCK BED)	
929	MAL	MBMPM01	203	PALLET (SAFETY), MOUNT AND DISMOUNT	171
929	MAL	MBHTCXX	VARIABLE	TANK (LARGE ARMORED), CLIMB INTO/OUT OF	

DEFENSE WORK MEASUREMENT STANDARD TIME DATA
ELEMENT INDEX

OCCUPATION	QUALITY	DNMSTP ELEMENT	TMU VALUE	OPERATION/ELEMENT DESCRIPTION	PAGE
929	MAL	MCACCO1	245	CUBE.COMPUTE USING COMPUTER(SLIDE RULE TYPE)	171
929	MAL	MCLBW01	170	BIN,WIPE INSIDE WITH CLOTH	
929	MAL	MOPRS01	119	WIRE/ROPE,SEAL ENDS	
929	MAL	MIHPMXX	VARIABLE	PALLET,MOVE WITH MANUAL TRANSPORTER	
929	MAL	MGMDS01	130	DIALS.SET TO ZERO ON MEASURING DEVICE(CLOTH)	
929	MAL	MGMMD01	157	MATERIAL(BOLT),MOVE END THROUGH MEASURING DEVICE	
929	MAL	MGNPW01	7412	PALLET,WEIGH.RECORD WEIGHT ON DOCUMENTS AND ATTACH WEIGHT RECORD TO PALLET	172
929	MAL	MIDLS01	2669	LABEL(BIN),STAMP	
929	MAL	SIDSA01	612	SEAL,APPLY AND RECORD NUMBERS	
929	MAL	SIDSR01	563	SEAL.REMOVE.RECORD NUMBERS	
929	MAL	MJPBD01	244	BLOCKS/BRACES,DISTRIBUTE ON CARRIER	
929	MAL	MJPBI01	9800	BLOCKING(EVANS GEAR),INSTALL IN RAILROAD BOX-CAR	
929	MAL	MJPBR01	3344	BLOCKING(EVANS GEAR),REMOVE FROM LOADED CAR	
929	MAL	MJPBR02	3016	BLOCKING,REPLACE TO EMPTY CAR	
929	MAL	MJPCG01	138	CHOCKS.GET AND ASIDE	173
929	MAL	MJPCP01	109	CHOCKS,POSITION TO WHEELS	
929	MAL	MJPCR01	228	CHOCKS,REMOVE FROM WHEEL	
929	MAL	MJPDCXX	VARIABLE	DOOR(BOXCAR),CLOSE,SINGLE AND DOUBLE(ONE SIDE)	
929	MAL	MJPDHXX	VARIABLE	DOOR(SLIDING DOUBLE),OPEN OR CLOSE(BUTLER MUT)	
929	MAL	MJPDOXX	VARIABLE	DOOR(TRAILER-SIDE AND/OR REAR),OPEN AND CLCSE	
929	MAL	MJPD010	273	DOOR(BOXCAR),OPEN,SINGLE	174
929	MAL	MJPD011	586	DOOR(DOUBLE-BOXCAR),OPEN	
929	MAL	MJPD012	891	DOOR(DOUBLE,BOXCAR),BREAK SEAL,OPEN FROM DOCK	
929	MAL	MJPD001	137	DOOR(BOXCAR),SECURE WITH CAM AND HASP	
929	MAL	MJPDTXX	VARIABLE	DOOR(TRAILER),OPEN AND CLOSE(ATTACH/REMOVE SEAL)	
929	MAL	MJPDU01	171	DOOR(BOXCAR),UNLATCH	
929	MAL	MJPFSXX	VARIABLE	FLAGS(SAFETY),INSTALL/REMOVE(RAILROAD CAR)	
929	MAL	MJPFS03	69	FLAG(BLUE SAFETY),INSTALL AND REMOVE FROM RAILCAR	175
929	MAL	MJPFS04	1119	FLAG(BLUE SAFETY),INSTALL OR REMOVE FROM OR ON RAIL CAR	
929	MAL	MJPJG01	143	JACK(EVANS GEAR),GET AND ASIDE	
929	MAL	MJPMAXX	VARIABLE	MEMBER(WALL,DOOR OR CROSS-EVANS GEAR),ASIDE TO FLOOR OR FOUR WHEEL CART	
929	MAL	MJPM001	2258	MATERIAL(BOLT),DISMOUNT FROM DISPENSING RACK	
929	MAL	MJPMGXX	VARIABLE	MEMBER(DOOR,WALL OR CROSS-EVANS),GET FROM FOUR WHEEL CART	

DEFENSE WORK MEASUREMENT STANDARD TIME DATA
ELEMENT INDEX

OCCUP- ATION	QUALITY	DWNSDOP ELEMENT	TMU VALUE	OPERATION/ELEMENT DESCRIPTION	PAGE
929	MAL	NJPNIXX	VARIABLE	MEMBER(WALL, DOOR AND CROSS-EVANS GEAR). INSTALL IN BOXCAR	176
929	MAL	NJPNM01	2243	MATERIAL(BOLT). MOUNT ON DISPENSING R	
929	MAL	NJPH001	2857	MATERIAL(BOLT). OBTAIN FROM SECOR SE	
929	MAL	NJPHRXX	VARIABLE	MEMBER(WALL, DOOR AND CROSS-EVANS GEAR). REMOVE FROM BOXCAR	
929	MAL	NJPP101	1262	PLATE(DOOR). INSTALL AND ASIDE	177
929	MAL	NJPPPXX	VARIABLE	PLACARD. POSITION ON TRAILER	
929	MAL	NJPPRXX	VARIABLE	PLATE(DOCK-MAGNESIUM). INSTALL AND REMOVE	
929	MAL	NJPPR01	977	REEL/COIL. POSITION FOR MEASURING	
929	MAL	NJPPR02	77	ROLL CR COIL. POSITION ON HOLDER	
929	MAL	NJPSRXX	VARIABLE	STAKE SECTION. REMOVE AND REPLACE FROM/ONTO TRUCK	
929	TUL	SJPA001	536491	AIRCRAFT. PREPARE FOR LOADING MISSILE COMPONENTS	
929	MAL	SJPHL01	7268	BOXCAR. SETUP FOR LOADING AMMUNITION	178
929	MAL	SJPROX1	CON/VAR	BLOCKS. BRACES. TIE DOWNS. OBTAIN FOR SECURING LIGHT VEHICLE TO CARRIER	
929	MAL	SJPBS01	45973	BOXCAR. SETUP FOR UNLOADING AMMUNITION	
929	MAL	SJPOBXX	VARIABLE	DOOR(BUTLER HUT). OPEN AND SECURE	179
929	MAL	SJPODXX	VARIABLE	DOORS(BUILDING). OPEN AND SECURE	
929	MAL	SJPO003	1649	DOORS(MAGAZINE). OPEN AND SECURE	
929	MAL	SJPNP01	2455	MATERIAL(BOLT). PREPARE TO ISSUE	
929	MAL	SJPSCX1	VARIABLE	LOADING SPOT (AIRCRAFT). CLEAN(AFTER LOADING)	180
929	TUL	SJPSCO1	6788	LOADING SPOT/AIRCRAFT. CLEAN	
929	TUL	SJPSCO2	9999	LOADING SPOT(AIRCRAFT). CLEAN UP	
929	FAL	KJPCPXA	CON/VAR	CARRIER(FLATBED TRUCK). PREPARE TO UNLOAD WITH FORKLIFT TRUCKS	
929	EUL	KJPCPYB	CON/VAR	CARRIER(FLATBED TRUCK). PREPARE FOR LOADING BY TRUCK CRANE	181
929	FUL	KJPCPYC	CON/VAR	CARRIER(FLATBED TRUCK). PREPARE FOR LOADING BY TOW VEHICLES	
929	EUL	KJPCPYD	CON/VAR	CARRIER(FLATBED TRUCK). PREPARE TO LOAD BY FORKLIFT TRUCKS(TWO)	182
929	EUL	KJPCPYE	CON/VAR	CARRIER(FLATBED TRUCK). PREPARE TO LOAD WITH YARD CRANE AND FORKLIFT TRUCK	
929	MUL	KJPCPYF	CON/VAR	CARRIER(40 FOOT REFRIGERATOR RAIL CAR). PREPARE TO UNLOAD	183
929	MUL	KJPCPYG	CON/VAR	CARRIER(40 FOOT RAIL REFRIGERATED CAR). PREPARE TO LOAD	184
929	MUL	KJPCPYH	CON/VAR	CARRIER(GONDOLA CAR). PREPARE TO UNLOAD WITH FORKLIFT TRUCK	185
929	EUL	KJPCPYJ	CON/VAR	CARRIER(RAIL GONDOLA CAR). PREPARE TO UNLOAD WITH CRANE AND FORKLIFT TRUCK	186

DEFENSE WORK MEASUREMENT STANDARD TIME DATA
ELEMENT INDEX

OCCUP- ATION	QUALITY	DWNSTOP ELEMENT	TMU VALUE	OPERATION/ELEMENT DESCRIPTION	PAGE
929	EUL	KJPCPXK	CON/VAR	CARRIER(RAIL GONDOLA CAR),PREPARE TO LOAD WITH YARD CRANE OR FORKLIFT TRUCK	187
929	EUL	KJPCPXL	CON/VAR	CARRIER(VAN TRUCK/TRAILER),PREPARE TO UNLOAD WITH GRAVITY CONVEYOR,FORKLIFT AND PALLETS	188
929	EUL	KJPCPXN	CON/VAR	CARRIER(VAN TRUCK/TRAILER),PREPARE TO UNLOAD WITH FORKLIFT TRUCK	189
929	EUL	KJPCPXN	CON/VAR	CARRIER(VAN TRUCK/TRAILER),PREPARE TO UNLOAD AT CENTRAL RECEIVING	190
929	MUL	KJPCPXP	CON/VAR	CARRIER(FLATBED TRUCK),PREPARE TO UNLOAD BY CRANE TRUCK,WAREHOUSE	191
929	EUL	KJPCPXQ	CON/VAR	CARRIER(VAN TRUCK/TRAILER),PREPARE TO LOAD AT CENTRAL SHIPPING	192
929	EUL	KJPCPXR	CON/VAR	CARRIER(RAIL FLATCAR),PREPARE TO LOAD VEHICLE BY YARD CRANE	
929	EUL	KJPCPXS	CON/VAR	CARRIER(RAIL FLATCAR),PREPARE TO UNLOAD WITH CRANE	193
929	EUL	KJPCPXY	CON/VAR	CARRIER(RAIL FLATCAR),PREPARE TO UNLOAD VEHICLES WITH YARD CRANE-TOW AWAY	194
929	EUL	KJPCPXU	CON/VAR	CARRIER(RAIL FLATCAR),PREPARE FOR UNLOADING-TOW VEHICLE FROM CAR	195
929	EUL	KJPCPXV	CON/VAR	CARRIER(RAIL FLATCAR),PREPARE TO UNLOAD WITH FORKLIFT TRUCK	196
929	FUL	KJPCPXW	CON/VAR	CARRIER(VAN TRUCK/TRAILER),PREPARE TO LOAD BY FORKLIFT TRUCK	197
929	EUL	KJPCPXI	CON/VAR	CARRIER(BI-LEVEL,TRI-LEVEL,AND TTX CAR),PREPARE TO LOAD WHEELED VEHICLES	
929	FUL	KJPCPX2	CON/VAR	CARRIER(RAILROAD BOXCAR),PREPARE TO UNLOAD BY FORKLIFT TRUCK	198
929	FUL	KJPCPX3	CON/VAR	CARRIER(RAIL BOXCAR),PREPARE TO UNLOAD BY GRAVITY CONVEYOR,FORKLIFT AND PALLETS	199
929	EUL	KJPCPX4	CON/VAR	CARRIER(BI-LEVEL,TRI-LEVEL,TTX RAIL CAR),PREPARE FOR UNLOADING VEHICLES	200
929	MUL	KJPCPX5	CON/VAR	CARRIER(RAIL FLATCAR),PREPARE TO LOAD WITH FORKLIFT-UNIT LOADS	
929	EUL	KJPCPX6	CON/VAR	CARRIER(RAIL FLATCAR),PREPARE TO LOAD TOWED VEHICLE ONTO CAR	201
929	EUL	KJPCPX7	CON/VAR	CARRIER(RAIL BOXCAR),PREPARE TO LOAD BY FORKLIFT TRUCK	202
929	EUL	KJPCPX8	CON/VAR	CARRIER(FLATBED TRUCK),PREPARE TO UNLOAD WITH YARD CRANE	203
929	FUL	KJPCPX9	CON/VAR	CARRIER(FLATBED TRUCK),PREPARE TO UNLOAD WITH TOW VEHICLE	
929	NAL	KJPCP01	8628	CARRIER(VAN TRUCK),PREPARE FOR LOADING AMMUNITION	204
929	NAL	KJPISXX	VARIABLE	IGLOC/MAGAZINE,SFT UP AND SECURE	
929	FAL	KJPLCXI	CON/VAR	LOADING SPCT,CLEAN AFTER LOADING	
929	NAL	KJPPRXI	CON/VAR	PALLET/UNIT LOAD(AMMO),PREPARE TO LOAD	

DEFENSE WORK MEASUREMENT STANDARD TIME DATA
ELEMENT INDEX

UP- ON	QUALITY	DWSTDP ELEMENT	TMU VALUE	OPERATION/ELEMENT DESCRIPTION	PAGE
929	MAL	KJPTPXX	VARIABLE	TRAILER, PREPARE AND SECURE FOR LOADING OR UN- LOADING (INCLUDES SET UP AND SECURE BUILDING AND MATERIAL HANDLING EQUIPMENT)	205
929	MAL	KJPTPX1	CON/VAR	TRUCK (VAN TRUCK/TRAILER), PREPARE FOR LOADING AMMUNITION AT IGLOO	206
929	MAL	KJPTPX2	CON/VAR	TRUCK (VAN/TRAILER) PREPARE FOR LOADING AMMUNI- TION AT ABOVE GROUND MAGAZINE W/O PLATFORM	
929	MAL	KJWPXX	VARIABLE	WORKSITE, PREPARE (SET UP AND SECURE BOXCAR, BUILDING AND MATERIAL HANDLING EQUIPMENT)	207
929	MAL	MMHCPXX	VARIABLE	CART, PUSH	
929	MAL	MMHCP07	262	CART (EMPTY), PUSH ASIDE	
929	MAL	MMHDM01	1418	DOLLY (PALLET), MOVE MANUALLY WITHIN CARRIER	208
929	MAL	MMHDP01	277	PALLET (CN CONVEYOR), GET WITH HOOKED ROD	
929	TUL	MMHDM01	6045	PALLET, MOVE FROM TRANSFER DOCK ONTO 25/40 K LOADER	
929	MAL	MMHPT01	217	PALLET, TURN ON TURNTABLE (NON-POWERED)	
929	MAL	MMHRA01	7067	RAMP (PORTABLE), ATTACH TO VEHICLE	
929	MAL	MMHRD01	9217	RAMP (PORTABLE), DETACH FROM TRUCK OR TRAILER	
929	MAL	MMHTGXX	VARIABLE	TRUCK (CN POWERED), GET AND ASIDE	
929	MAL	MMHTG05	293	TRUCK (HAND), PLACE IN OR GET OUT OF CREW TRUCK	209
929	MAL	MMHTLXX	VARIABLE	TRUCK (HAND-2 WHEEL), LOAD AND UNLOAD	
929	MAL	MMHTM01	301	DOLLY (FURNITURE-NON POWERED), MOVE BY HAND	
929	MAL	MMHTOXX	VARIABLE	TRANSPORTER (MANUAL), OPERATE FORKS	
929	TAL	MMHTO03	56	TRANSPORTER (MANUAL), OPERATE, RUN IN OR OUT	
929	TAL	MMHTPXX	VARIABLE	TRANSPORTER (MANUAL), PUSH/PULL	210
929	MAL	TMHCPXX	TABLE	CART (LOADED), PUSH	
929	MAL	TMHTMXX	TABLE	TRUCK (HAND), MOVE	211
929	TUL	SMHMT01	173368	MISSILE (CONTAINER, MISSILE MOTOR, OR TRANSPOR- TER), MOVE FROM OR INTO AIRCRAFT	
929	MAL	MHTPL01	3596	PLATFORM (PALLET PIT), RAISE AND LOWER	
929	MAL	MNFDA01	1325	DOCUMENTS, ATTACH TO RAILROAD CAR	
929	MAL	MNFDR01	178	DOCUMENTS, REMOVE FROM CARRIER	
929	MAL	MNFPSXX	VARIABLE	PLACARD, STAPLE TO FLAT SURFACE/REMOVE	212
929	MAL	MNFSA01	133	SEAL, ATTACH TO BOXCAR OR TRAILER	
929	MAL	MNFSB01	73	SEAL (BOXCAR OR TRAILER), BREAK AND ASIDE	
929	TUL	SNFCU01	17074	CARGO (AIR-GENERAL FLOOR-LOADED), UNTIE AND CHECK ON AIRCRAFT	
929	EUL	SNFCU02	6981	CARGO (AIR-U/W CODED), UNTIE AND CHECK ON AIR- CRAFT	
929	MAL	MCHBR01	288	MATERIAL (BOLT), REROLL	
929	TUL	MOMCA01	4521	CARGO, ALIGN TO RAMP ON RAMP/ELEVATOR AIRCRAFT	

DEFENSE WORK MEASUREMENT STANDARD TIME DATA
ELEMENT INDEX

OCCUP- ATION	QUALITY	DWSTOP ELEMENT	TMU VALUE	OPERATION/ELEMENT DESCRIPTION	PAGE
929	MAL	MCHCG01	119	CARTON(EMPTY),GET/PLACE	212
929	MAL	MOHCO01	134	COMPARTMENT(LOG-SINGLE AXLE ARTILLERY),OPEN AND CLOSE	
929	MAL	MOHCR01	329	COVERING(BURLAP),REMOVE OR REPLACE	213
929	MAL	MOHDFXX	VARIABLE	DOOR,FIREWALL,OPEN AND CLOSE	
929	MAL	MOHDM01	431	DRUM,MANHANDLE TO PALLET	
929	MAL	MCHDOXX	VARIABLE	DOORS(HINGED,DOUBLE),OPEN/CLOSE	
929	MAL	MOHDP01	518	DUNNAGE(STORAGE),POSITION MANUALLY FOR STACKING MATERIAL	
929	MAL	MOHDR01	430	DUNNAGE(STORAGE),REMOVE MANUALLY	
929	MAL	MOHGO01	723	GATE(DOUBLE),OPEN AND CLOSE	
929	MAL	MOHMF01	113	MATERIAL,FOLD(18 INCHES)	214
929	MAL	MOHMI01	357	MANDREL,INSERT OR REMOVE FROM CLOTH BOLT	
929	MAL	MOHMR01	288	MATERIAL(BCLT),REROLL	
929	TBL	MOHPH01	2534	PALLET(463L),HANDLE ONTO/OFF 10K FORKLIFT	
929	MAL	MOHPMXX	VARIABLE	PALLET(EMPTY),MANHANDLE	
929	MAF	MOHSM01	336	SHEET(METAL),MOVE BY HAND	215
929	MAF	MOHSS01	343	SHEET(METAL-LARGE),SLIDE FROM TABLE TO FLOOR	
929	MAL	MOHTH01	287	TRAY(TOTE),HANDLE AND STOW	
929	MAL	MOHTP01	132	TRAY(PLASTIC),PLACE ON CONVEYOR LINE	
929	PAL	YOMPHXX	TABLE	PACKAGE,HANDLING,MIXED LOADS	216
929	MAL	JOHMSX1	VARIABLE	MATERIAL,SELECT FROM BIN	217
929	MAL	JOHSRX1	VARIABLE	STOCK,REPLENISH IN BIN	218
929	MAL	MPHCP01	255	COPIES,PULL FROM FORM 1348-1	219
929	MAL	JPSCX1			
929	MBL	SRCSR01	10206	SHORING(HEAVY-DOOR),REMOVE FROM RAILROAD CAR	
929	MBL	SRCSR02	8897	SHORING(LIGHT),REMOVE FROM RAIL CAR DOOR	
929	MAL	SRCSR03	35598	SHORING(MAXIMUM INTERNAL),REMOVE FROM RAIL ROAD CAR	
929	MAL	SRCSR04	10968	SHORING(INTERNAL),REMOVE FROM RAILROAD CAR	
929	MAL	JRCUX2	VARIABLE	CAR(RAIL,BOX),UNLOAD WITH GRAVITY CONVEYOR, FORKLIFT AND PALLETS	220
929	MAL	JRCRPX1	VARIABLE	RECEIPTS(CONSOLIDATED),PROCESS	221
929	KUL	JRCTUX2	VARIABLE	TRUCK(VAN/TRAILER),UNLOAD WITH GRAVITY CONVEYOR,FORKLIFT AND PALLET	222
929	MAL	MRDNV01	216	NUMBER(CAR SEAL),VERIFY	223

DEFENSE WORK MEASUREMENT STANDARD TIME DATA
ELEMENT INDEX

QUALITY	DWMSTOP ELEMENT	TMU VALUE	OPERATION/ELEMENT DESCRIPTION	PAGE
		595	MATERIAL.CHECK AGAINST MANIFEST	223
179	MAL	MSHMC01		
		CON/VAR	AMMUNITION(PALLETIZED OR UNITIZED).SECURE IN A RAILROAD CAR	
179	TUL	SSHASK1		
		CON/VAR	AMMUNITION.SECURE IN VAN TRUCK	
929	TUL	SSHASK2		
		4084	CARGO(U/W CODED).TIEDOWN IN AIRCRAFT	
929	TUL	SSHCT01		224
		37564	SHORING(HEAVY).INSTALL IN BOXCAR DOOR	
929	MBL	SSHS101		
		14780	SHORING(LIGHT).INSTALL IN BOXCAR DOOR	
929	MRL	SSHS102		
		VARIABLE	VEHICLE(LIGHT).SECURE TO CARRIER	
929	MAL	SSHVSXX		
		412	BAR(PINCH).USE TO LOOSEN HEAVY SHORING	
929	MAL	MTLBU01		
		166	SEAL.CUT AND REMOVE WITH SIDE CUTTERS	
929	MAL	MTLSR01		
		666	WIRE.CUT AND REMOVE	
929	MAL	MTLWC01		
		496	COPIER(BRUNING).OPERATE	
972	WEB	SPRC001		225
		190	CAMERA(OVERHEAD-24 INCH).OPERATE	
972	WEH	SPRC002		
		514	CAMERA(ITK).OPERATE	
972	WEH	SPRC003		
		248	FRAME(VACUUM PRINTING).OPERATE	
972	WEB	SPRF001		
		1042	MASTER(MULTILITH).PREPARE WITH XEROX EQUIPMENT	
972	WEH	SPRMP01		
		VARIABLE	COVER(FILM DEVELOPER).OPEN AND CLOSE	
976	MAA	SSUC001		
		243	FILM.CUT FOR SPLICING	
	MAA	MTLFC01		

DEFENSE WORK MEASUREMENT STANDARD TIME DATA
NOUN/VERB INDEX

OPERATION/ELEMENT DESCRIPTION	TMU VALUE	OCCUPATION	DWMSTOP ELEMENT	PAGE
		929	JPSCX1	219
ADAPTER(PUNCH),INSTALL AND REMOVE,ARBOR PRESS	426	616	MJPAI01	95
ADAPTER/PLUG,REMOVE	VARIABLE	7XX	STLARXX	13
ADAPTER,INSTALL AND REMOVE USING HAND DRAW BOLT,HORIZONTAL MILLING MACHINE	1957	605	MSUAI01	76
ADAPTER,INSTALL AND REMOVE USING HAND DRAW BOLT,VERTICAL MILLING MACHINE	2199	605	MSUAI02	76
ADAPTER,INSTALL IN AND REMOVE FROM VERTICAL MILL	4353	605	MSUAI03	76
ADAPTER,LOOSEN BY TAPPING END OF DRAW BAR	134	605	MSUAL01	76
ADAPTER,POSITION IN SPINDLE ON MILLING MACHINE	98	605	MSUAP01	76
ADAPTER AND PLUG,INSTALL	VARIABLE	7XX	STLAIXX	13
ADHESIVE,APPLY TO FLOOR WITH SEPARATED TROWEL, 100 SQUARE FOOT	367	86X	MNFAA01	57
AIRCRAFT(NON-PALLETIZED),OFFLOAD	VARIABLE	922	JRCAOX2	133
AIRCRAFT(PALLETIZED),LOAD 463L PALLETS WITH 10K LCAOEM	CON/VAR	922	KSHALX1	145
AIRCRAFT(PALLETIZED),LOAD 463L PALLETS WITH 25/40K LOADER	CON/VAR	922	KSHALX2	145
AIRCRAFT(PALLETIZED),PREPARE TO LOAD	CON/VAR	922	KJPAPX1	113
AIRCRAFT(RAMP/ELEVATOR ACCESS TYPE),OMLOAD	VARIABLE	922	JSHAOX3	156
AIRCRAFT(RAMP/ELEVATOR TYPE),OFFLOAD-PER AIRCRAFT	VARIABLE	922	JRCAOX3	134
AIRCRAFT(RAMP/ELEVATOR TYPE),OFFLOAD U/W CODED CARGO(PER PILCF)	VARIABLE	921	KMHCUXX	73
AIRCRAFT(RAMP/ELEVATOR TYPE),OFFLOAD LOOSE CARGO(PER AIRCRAFT)	CON/VAR	922	KRCAOX1	119
AIRCRAFT/LOAD SPOT,CLEAN	CON/VAR	922	SJPSCX1	113
AIRCRAFT,BOARD AND DISMOUNT	596	U	MBMAB01	7
AIRCRAFT,LOAD BELLY-LOADED CARGO	CON/VAR	922	KSHALX3	146
AIRCRAFT,OFFLOAD LOOSE CARGO(PER AIRCRAFT)	CON/VAR	922	KRCAOX2	119
AIRCRAFT,OFFLOAD PALLETIZED CARGO-APLC AND MAC	VARIABLE	922	JRCAOX1	131
AIRCRAFT,UNLOAD WITH NON-PALLETIZED(FLOORLOAD) MIXED CARGO	VARIABLE	922	JSHAOX2	155
AIRCRAFT,UNLOAD WITH PRE-PALLETIZED MIXED CARGO(A/C FITTED WITH A 463L RAIL SYSTEM)	VARIABLE	922	JSHAOX1	154
AIRCRAFT,PREPARE FOR LOADING MISSILE COMPONENTS	536491	929	SJPAP01	177
AIRCRAFT,UNLOAD NON-PALLETIZED,BELLY LOADED CARGO-PER AIRCRAFT	CON/VAR	922	KRCAUX1	120

DEFENSE WORK MEASUREMENT STANDARD TIME DATA
NOUN/VERB INDEX

OPERATION/ELEMENT DESCRIPTION	TMU VALUF	OCCUP- ATION	DWMSTD ELEMENT	PA
AIRCRAFT.UNLOAD 463L PALLEYS WITH 10K LOADER	CON/VAR	922	KRCAUX2	121
AIRCRAFT.UNLOWD 463L PALLET WITH 25/40K LOADER	CON/VAR	922	KRCAUX3	121
ALIGNMENT.CHECK WITH LEVEL	120	U	BGMAC02	19
ALIGNMENT.CHECK WITH STRAIGHTEDGE	103	U	BGMAC01	19
ALTERNATOR.TEST WITH REGULATOR	VARIABLE	620	KITATXX	106
ALUMINUM.CUT WITH COMPOUND LEVER SNIPS,PER LINEAR INCH	VARIABLE	80X	STLACXX	6
ALUMINUM.CUT WITH DISC. RECUTER OR SIMILAR MOUNTED IN PNEUMATIC GUN.PROCESS TIME ONLY	1591	807	BPTACCI	25
ALUMINUM.CUT WITH SAW MOUNTED IN PNEUMATIC GUN STARTS-WITH SAW IN POSITION FOR CUTTING	1985	807	BPTAC02	25
ALUMINUM.SAW WITH JEWELER'S OR SKIN SAW,PER STRAIGHT LINEAR INCH	VARIABLE	807	STLASXX	32
AMMETER/VOLTMETER,USF(COMBINATION AMMETER AND VOLTMETER)	VARIABLE	620	SITAUXX	99
AMMUNITION(PALLETIZED OR UNITIZED).SECURE IN A RAILROAD CAR	CON/VAR	929	SSHASK1	223
AMMUNITION.SECURE IN VAN TRUCK	CON/VAR	929	SSHASK2	223
AMPERAGE,ADJUST ON AC OR DC WELDING MACHINE	55	81X	MACAA01	33
ANCHOR(AND ROD ASSEMBLY).INSTALL IN HOLE AND EXPAND ANCHOR	2477	821	MOHA101	49
ANCHOR.ASSEMBLE TO ROD	759	821	MTFAA01	50
ANCHOR.GET AND PLACE UNDER RAIL	146	910	MOHAG01	3
ANCHOR.REMOVE FROM UNDER RAIL,ASIDE	122	910	MOHAR01	3
ANGLE(HELIX).SET ONE DEGRFE ON GRINDING HEAD. JCL AUTOMATIC THREAD GRINDER	1296	609	SSUAS01	93
ANGLE.SET ON CUT OFF OR MITERING ATTACHMENT. DO-ALL CONTOUR SAW	217	607	MSUAS01	90
ANODE.INSTALL AND REMOVE	1561	500	SJPAI01	5
APPLY PRESSURE	VARIABLE	U	BELAPXX	17
APRON,PUT ON AND REMOVE	VARIABLE	U	MJPAPXX	34
ARC.BREAK AND MOVE TO NEXT WELD	193	810	MOHAB01	40
AREA(DAMAGED).CUT AWAY.ALUMINUM ALLOY TO .064 INCH THICKNESS.CIRCULAR AREA	VARIABLE	807	STLACXX	31
AREA(DAMAGED).CUT AWAY.ALUMINUM ALLOY TO .064 INCH THICKNESS.RECTANGULAR AREA	VARIABLE	807	STLCAXX	32
AREA.CLEAN WITH AIR.TO NINE SQUARE INCHES	VARIABLE	U	MCLACXX	9
AREA.INSPECT WITH LIGHT	VARIABLE	U	SITAIXX	34
AREA.MOP WITH DAMP MCP.OBSTRUCTED AREA,PER 10 SQUARE FEET.LIGHT SOIL	340	381	MCLAM01	6
AREA.MOP WITH DAMP MCP.TILE FLOOR,PER 100 SQUARE FEET	1131	381	MCLAM02	6
AREA.MOP WITH WET MOP.32 OUNCF MOP,PER 100 SQUARE FEET	897	381	MCLAM03	6

DEFENSE WORK MEASUREMENT STANDARD TIME DATA
NOUN/VERB INDEX

OPERATION/ELEMENT DESCRIPTION	TMU VALUE	OCCUPATION	DWMSTDP ELEMENT	PAGE
ADM(IRAM).PULL TO FREE ANVIL, HYDRAULIC CONDUIT RENDER	108	82X	MTPAP01	47
ARM(SUPPORT).CRANK IN OR OUT, TO 12 INCHES, MILLING MACHINE	205	605	AC01	7
ARMATURE, CHECK AND STRAIGHTEN	8160	721	SITAC02	98
ARMATURE, CHECK WITH GROWLER	685	721	SITAC01	97
ARMATURE, REPLACE	VARIABLE	721	SDAARXX	92
ARMCHAIR(UPHOLSTERED), DUST FRONT AND EXTERIOR SURFACES OF BACKREST AND ARMRESTS	802	381	MCLAD01	5
ARMCHAIR(UPHOLSTERED), DUST HORIZONTAL SURFACES AND INTERIOR OF BACKREST AND ARMRESTS	531	381	MCLAD02	5
ARROW(RESCUE), INSTALL ON AIRCRAFT	26690	845	SPAAI01	55
ARTICLE, REMOVE, FROM A DESK DRAWER	VARIABLE	209	MOGARXX	20
ASHTRAY, EMPTY, DESK-TYPE	66	381	MCLAE01	5
ASHTRAY, EMPTY, FLOOR STAND TYPE	184	381	MCLAE02	5
ASHTRAY, WIPE, SIX INCHES DIAMETER	120	381	MCLAW02	6
ASHTRAY, WIPE WITH DAMP CLOTH	90	381	MCLAW01	6
ASPHALT, APPLY FLOOD COAT FROM POUR CAN	439	866	MOHAA01	71
ASPHALT, BREAK INTO PIECES WITH AXE, 100-POUND BUNDLE	350	853	STLAB01	56
ASPHALT, EMPTY FROM BUCKET TO "LO-BOY" CART	271	866	MOHAE01	71
ASPHALT, HOP ON SURFACE FROM WHEELED BUCKET	VARIABLE	866	MOHAMXX	71
ASSEMBLY(GRINDING WHEEL AND FLANGE), REMOVE AND REPLACE ON TAPER SHAFT, JEL AUTOMATIC THREAD GRINDER	1242	609	SSUAR01	93
ASSEMBLY(HARDWARE AND WEB STRAP), SEW TO MATERIAL	2245	787	SPTAS01	133
ASSEMBLY(INDICATOR), REMOVE FROM BOX	114	6XX	MJPAR01	4
ASSEMBLY(TERMINAL), REMOVE FROM CONNECTOR	114	72X	MDAAR01	45
ATTACHMENT(CUT OFF), INSTALL ON GUIDE ROD, DO-ALL CONTOUR SAW	98	607	MSUAI01	90
ATTACHMENT(WITER), REPOSITION, BANDSAW	81	607	MEMAR01	87
ATTACHMENT(PULLING), ASSEMBLE TO GEAR	3460	6XX	MTLAA01	7
ATTACHMENT(TAPER), SET	1367	604	MSUAS01	66
AXIS, DIAL INDICATE, ONE LONGITUDINAL OR CROSS ON MILLING MACHINE	3848	605	MEMAD01	70
AXIS, DIAL INDICATE, VERTICAL ON MILLING MACHINE	12841	605	MEMAD02	71
BACKING(PAPER), REMOVE FROM TILE FIELD, 13"x26"	574	861	SOMBR01	63
HAFFLE(PLYWOOD), GET AND RETURN, BLANCHARD ROTARY GRINDER	476	603	MOHBG01	34
HAZ(HAZIER), EVACUATE AIR WITH VACUUM	VARIABLE	920	MPKBEXX	16

DEFENSE WORK MEASUREMENT STANDARD TIME DATA
NOUN/VERB INDEX

OPERATION/ELEMENT DESCRIPTION	TMU VALUE	OCCUP- ATION	DWMSTDP ELEMENT	PAGE
BAG(BARRIER),PACK OR UNPACK	VARIABLE	920	KPKBPXX	46
BAG(BARRIER),SEAL	VARIABLE	920	MPKBSXX	17
BAG(CEMENT),OBTAIN AND OPEN	429	861	SOMBO01	63
BAG(DUST).EMPTY,UPRIGHT VACUUM CLEANER BAG	337	381	MJPBE01	13
BAG(DUST).REPLACE IN UPRIGHT VACUUM CLEANER	VARIABLE	381	MJPBRXX	14
BAG(JIFFY),PACK-ON LINE	352	920	SPKBJ01	34
BAG(JIFFY),PACK-PARCEL POST	2815	920	JPKBPX1	50
BAG(JIFFY OR PAPER),OPEN(STAPELED)	VARIABLE	920	MPKBJXX	17
BAG(PAPER),OPEN,PREPARATORY TO PLACE OBJECT IN BAG	25	U	BPKBO01	70
BAG(PAPER),TEAR TO OPEN	VARIABLE	U	MPKBTXX	72
BAG(PAPER AND JIFFY),OPEN AND STAPLE CLOSED	TABLE	920	TPKBOXX	29
BAG(PLASTIC),FIT OVER 463L PALLET OF CARGO	3134	920	MPKBF01	16
BAG(PLASTIC-CARGO PROTECTOR),OBTAIN	603	920	MPKBOC3	17
BAG(POLY).CLOSE WITH PAPER CLIP(DOCUMENT OR CARD INSIDE)	111	920	MPKBC01	16
BAG,CUT,CEMENT OR SIMILAR USING TROWEL	660	861	MTLBC01	63
BAG,OPEN AND CLOSE	VARIABLE	920	MPKBCXX	17
BAG,SEAL(HEAT)AND EXHAUST AIR-	VARIABLE	920	SPKBSXX	35
BALANCE,GRIND	VARIABLE	705	STPBGX	21
BALANCER(AUTOMATIC CYCLE GISHOLT MODEL S), CALIBRATE	3270	710	SITBC05	39
BALANCER(BEAR MODEL 400B2),CALIBRATE	9670	710	SITBC03	38
BALANCER(GISHOLT MODEL "S"),CALIBRATE	8960	710	SITBC01	36
BALANCER(GISHOLT MODEL 34V9107),CALIBRATE	1830	710	SITBC04	38
BALANCER(GISHOLT UJP),CALIBRATE	8920	710	SITBC02	37
BALANCER,SET UP,GISHOLT MODFLS 34V9107,S,UJP AND BEAR 400B2	14420	710	SITBSC1	39
BALL,POSITION,TO EXACT LINE USING VARIABLE LINE SPACER FROM WITHIN 6 LINES OR 1 INCH	77	203	MTYCP03	2
BALL,POSITION,TO EXACT SPACE ON SAME LINE	36	203	MTYCP06	2
BALLAST,REMOVE EXCESS FROM TIE SPACE	83	910	MTLBR02	7
BALLAST,REMOVE FROM END OF TIE WITH SHOVEL	89	910	MTLBR01	7
BALLAST,REMOVE WITH PICK	53	910	BTLRB01	6
BAND(LOCKING),INSTALL AND CRIMP,AIRCRAFT CABLE	2900	728	SWHBI01	105
BAND(SAW),INSTALL ON DRIVE AND IDLER WHEELS, DO-ALL CONTOUR SAW	375	607	MEMBI01	87
BAND(SEALING),CLEAN AND REMOVE FROM INSTRUMENT	VARIABLE	710	SDAHCXX	30
BAND,INSYALL,RUBBER, ON BUNDLE OR ROLL	VARIABLE	209	MPFBIXX	22

DEFENSE WORK MEASUREMENT STANDARD TIME DATA
NOUN/VERB INDEX

OPERATION/ELEMENT DESCRIPTION	TMU VALUE	OCCUP- ATION	DNMSTDP ELEMENT	PAGE
BAND, REMOVE RUBBER FROM BUNDLE OR ROLL	VARIABLE	209	MPFBRXX	23
BANDING, CUT ON REEL OF WIRE, CABLE, OR SIMILAR	253	82X	MTLBC01	4E
BAR (BORING), INSTALL IN, ADJUST, AND REMOVE FROM COMPOUND SLIDE	1209	604	MSUBI01	86
BAR (CLAW), ALIGN WITH SPIKE	92	910	BTLBA01	5
BAR (CLAW), DRIVE ON SPIKE WITH MAUL	VARIABLE	910	BTLB0XX	5
BAR (CLAW), PLACE ON FOUR ROLL PULLER	72	910	BTLBP02	5
BAR (CLAW), PLACE ON SPIKE	120	910	BTLBP01	5
BAR (DRAW), POSITION AND ENGAGE IN ADAPTER	73	605	MSUBP01	77
BAR (DRAW), TIGHTEN OR LOOSEN	98	605	BTLBT01	81
BAR (DRAW), TURN IN OR OUT OF ADAPTER	147	605	MSUBT01	77
BAR (GAUGE), GET FROM ALIGNING POSITION	105	910	BGMBG01	2
BAR (GAUGE), PLACE ON RAILS	124	910	MGMBP01	2
BAR (JOINT), ASIDE (FOR RE-USE)	107	910	MOHBA01	3
BAR (JOINT), GET AND PLACE ON RAIL	128	910	MOHBG01	3
BAR (JOINT), LOOSEN WITH SPIKE MAUL	84	910	BTLBL01	5
BAR (LOCKING), INSTALL AND REMOVE, TOOL CABINET OR SIMILAR	170	U	MJPBI01	34
BAR (PINCH), USE	159	U	MTLBU01	88
BAR (PINCH), USE TO LOOSEN HEAVY SHORING	412	929	MTLBU01	224
BAR (PHY), USE	VARIABLE	U	BTLBPXX	83
BAR (RADIUS), PLACE IN AND REMOVE FROM FLAME CUTTING MACHINE	145	816	MSUBP01	42
BAR, DEPRESS. OF 10 KEY ADDING OR CALCULATOR MACHINE	VARIABLE	216	BCABDXX	43
BARREL, EMPTY, TWO FEET DIAMETER BY THREE FEET HIGH	238	381	SCLBEC2	13
BARRIER (MATERIAL), APPLY TO BASE	1280	920	MPKBA01	16
BARRIER, SEAL (HEAT)	VARIABLE	920	STLBSXX	56
BASE (MOUNTING), PREPARE	1707	920	MPKBP01	17
BASE (TRUING UNIT), MOVE, INTERNAL GRINDER	179	603	MSUBM01	35
BASE, PREPARE AND MOUNT ITEM WITH MOIST SINGHAWALEY), CLEAN	8149	920	SPKBM01	35
BASKET (DIP), HANG ON SUSPENSION BAR	VARIABLE	381	MCLBCXX	6
BASKET (WASTEPAPER), EMPTY	92	5XX	MOHBM01	1
BASKET (WITH PARTS), REMOVE FROM SUSPENSION BAR	326	381	SCLBEC1	13
BATTERIES, TEST AND REPLACE	141	5XX	MOHBR01	1
BATTERY (STORAGE), TEST CELL	10700	710	SITBT01	39
BATTERY, CHECK WATER LEVEL, 12 VOLT WATER TYPE BATTERY WITH SIX CELLS	449	620	BIBT01	98
	861	U	MITBC01	29

DEFENSE WORK MEASUREMENT STANDARD TIME DATA
NOUN/VERB INDEX

OPERATION/ELEMENT DESCRIPTION	TMU VALUE	OCCUP- ATION	DWMSTDP ELEMENT	PAGE
BATTING(COTTON),POSITION	135	780	SOHBP01	126
BATTING(COTTON),TEAR FROM ROLL	461	780	SOHBT01	126
BEADING,CUT ONE PIECE ON BEADING CUTTER	79	669	MEWBC01	116
BEARING(ANNULAR),REMOVE	VARIABLE	6XX	MTLBRXX	8
BEARING(ANNULAR),REPLACE ON SHAFT	VARIABLE	616	MTLBRXX	96
BEARING(IN PLASTIC PACK),UNPACK	259	920	SPKRU01	36
BEARING(MOTOR),INSTALL	VARIABLE	721	SDABIXX	92
BEARING(MOTOR),LUBRICATE	236	699	MLUBL01	118
BEARING(SMALL),INSTALL INTO RACE,SLIGHT PRESS FIT	233	6XX	MTLBI01	8
BEARING(SMALL MOTOR),CHECK FIT TO HOUSING(BOTH ENDS)	621	721	MITBC03	97
BEARING,PRESS OUT	1290	721	MDABP01	92
BEARING,PRESS OUT AND REMOVE SLINGER	1660	721	SDARP01	91
BEARING OR GEAR,INSTALL	VARIABLE	7XX	SDABIXX	1
BEARING OR GEAR,REMOVE	VARIABLE	7XX	SDABRXX	1
BEARINGS(MOTOR),CHECK FIT TO CAP AND HOUSING	VARIABLE	721	MITRCXX	97
BEARINGS(OUTBOARD),UNFASTEN AND SET ON BOTTOM AND TOP CUTTER HEADS ON MOULDER	523	669	MSUBU01	117
BED(MORTAR SETTING),SCREED,PER TWO SQUARE FEET	357	861	MTLBS01	63
BED(MORTAR SETTING),SMOOTH PRIOR TO LEVELING, PER FOUR SQUARE FEET	591	861	MOHBS01	62
BELT(WHEELHEAD DRIVE),MOUNT AND REMOVE, INTERNAL GRINDER	197	603	MSUMB01	38
BELT(WHEELHEAD DRIVE),TIGHTEN AND LOOSEN, INTERNAL GRINDER	118	603	MSUR701	35
BELT,CHANGE ON HAND WELD SANDING MACHINE	380	86X	SJPBC01	56
BELT,INSTALL TO OBJECT AND TO HOIST HOOK WITH SAFETY LATCH	155	921	MMHBI01	63
BELT,REMOVE FROM HOIST WITH SAFETY TYPE LATCH	VARIABLE	921	MMHBRXX	63
BELT,SLIP ON OR OFF PULLEY,LAWNOWER GRINDER	143	639	MEMB501	111
BELTING,REMOVE FROM LEAD SHEATHED CABLE	263	821	MOHRR01	49
BIN,PREPARE TO ISSUE FROM	VARIABLE	922	MJPBIXX	111
BIN,PREPARE TO STOW/REPLENISH STOCK	VARIABLE	922	MJPBSXX	111
BIN,WIPE INSIDE WITH CLOTH	170	929	NCLBW01	171
BINDER,CLOSE,TECHNICAL ORDER TYPE WITH RING AND CENTER POST LOCKING MECHANISM	143	209	MPFBC02	22
BINDER,CLOSE,2-3 RING LOOSE LEAF TYPE	30	209	MPFBC01	22
BINDER,CLOSE,2 POST LEDGER TYPE WITH KEY LOCKING MECHANISM	159	209	MPFBC04	22

DEFENSE WORK MEASUREMENT STANDARD TIME DATA
NOUN/VERB INDEX

OPERATION/ELEMENT DESCRIPTION	TMU VALUE	OCCUPATION	DWMSTDP ELEMENT	PAGE
BINDER,CLOSE,2 POST LEDGER TYPE WITH THUMB ACTUATED LATCH BAR MECHANISM	118	209	MPFBC05	22
BINDER,CLOSE,2 POST LEDGER TYPE,WITH BUTTON TYPE LATCH MECHANISM	115	209	MPFBC06	22
BINDER,CLOSE,4 POST TYPE,WITH SCREW AND LEVER LATCH MECHANISM	217	209	MPFBC03	22
BINDER,OPFN,TECHNICAL ORDER TYPE RING AND CENTER POST LOCKING MECHANISM	128	209	MPFB002	23
BINDER,OPEN,2-3 RING LOOSE LEAF TYPE	26	209	MPFB001	22
BINDER,OPEN,2 POST LEDGER TYPE WITH KEY LOCKING MECHANISM	137	209	MPFB004	23
BINDER,OPEN,2 POST LEDGER TYPE WITH THUMB ACTUATED LATCH BAR AND MECHANISM	76	209	MPFB005	23
BINDER,OPEN,2 POST LEDGER TYPE WITH BUTTON TYPE LATCH MECHANISM	89	209	MPFB006	23
BINDER,OPEN,4 POST TYPE,WITH SCREW AND LEVER LATCH MECHANISM	126	209	MPFB003	23
BIT(AND BRACE),POSITION FOR DRILLING AND REMOVE	69	860	MTLBP01	60
BIT,INSTALL IN AND REMOVE FROM BRACE	234	860	MJPB101	59
BIT,INSTALL IN AND REMOVE FROM HAND DRILL	173	860	MJPB102	59
BIT,INSTALL IN AND REMOVE FROM SPIRAL DRILL	102	860	MJPB103	59
BLADE(HAND SAW),CUT WITH HAND METAL SHEARS	148	607	MEMBC01	87
BLADE(HANDSAW),POSITION ON TWO ROLLERS OF AN AUTOMATIC SHARPENING MACHINE	535	601	MEMBP01	25
BLADE(HED KNIFE),ALIGN TO LAWNMOWER	162	639	MEMBA01	110
BLADE(HED KNIFE),INSTALL ON OR REMOVE FROM GRINDER	776	639	MEMB101	111
BLADE(HED KNIFE),REMOVE OR REPLACE UNDER LAWNMOWER BODY	142	639	MEMBR01	111
BLADE(GASKET CUTTER),ADJUST WITH CLAMPING SCREWS	411	86X	MTLBA01	58
BLADE(SAW),POSITION ON ARBOR OR REMOVE(FOR SHARPENING)	76	601	MEMBP02	25
BLADE(SAW),REPOSITION 180 DEGREES ON ARBOR FOR SHARPENING	94	601	MEMBR01	25
BLADE,CHANGE	886	706	STLBC01	22
BLADE,DEHURR,UP TO 22 INCH LAWNMOWER	174	639	STLBD01	112
BLADE,RAISE OR LOWER FOR CUTTING ON TABLE SAW	653	667	MEMBR01	115
BLADE,REMOVE,DO-ALL CONTOUR SAW	240	607	MEMBR01	87
BLADE,REMOVE AND REPLACE,POWER HACKSAW	1173	607	SEMRB01	89
BLADE,REMOVE AND REPLACE,POWER HACKSAW	609	607	SEMRB02	89
BLADE,SET TO WORK,POWER HACKSAW	59	607	MEMBS01	87
BLANKET(SOUND PROOFING),PREPARE TO SEW	1444	739	SJPBP01	114

DEFENSE WORK MEASUREMENT STANDARD TIME DATA
NOUN/VERB INDEX

OPERATION/ELEMENT DESCRIPTION	TMU VALUE	OCCUPATION	DWMS TOP ELEMENT	PAGE
BLAST CLEAN, PREPARE (AGAGIVE OR AIR HONE)	2183	503	SJPRP01	14
BLIND (VENETIAN), CLOSE UP	1016	739	SOHRC01	115
BLIND (VENETIAN), DISASSEMBLE AND ASSEMBLE	VARIABLE	739	KCLBDXX	111
BLIND (VENETIAN), HANG IN SPRAY ROOM OR ON DRYING RACK WITH SIX-INCH DIAMETER LOOPS	280	739	MOHBM01	114
BLIND (VENETIAN), REMOVE FROM SPRAY ROOM	107	739	MOHBR01	115
BLIND (VENETIAN), SECURE FOR TRANSPORTING	998	739	SNFRS01	114
BLIND (VENETIAN), WIPE .42X60 INCHES, 40 SLATS	4849	341	MCLBW01	7
BLIND (VENETIAN) LOWER OR RAISE	81	381	MOHRL01	15
BLOCK (HAND DIAL INDICATOR), ADJUST	195	721	MSUR01	99
BLOCK (SANDING), OBTAIN AND ATTACH SANDPAPER	112	86X	MJPR001	56
BLOCK (SCOTCH), POSITION AND REMOVE FROM CONVEYOR	409	921	MOHHP01	74
BLOCK (TURRET STOP), POSITION, TURRET LATHE	127	604	MEMBP01	43
BLOCKING (EVANS GEAR), INSTALL IN RAILROAD BOX-CAR	9800	929	MJPB101	172
BLOCKING (EVANS GEAR), REMOVE FROM LOADED CAR	3344	929	MJPRR01	172
BLOCKING, REPLACE TO EMPTY CAR	3016	929	MJPHR02	173
BLOCKS (GAUGE), ASSEMBLE AND DISASSEMBLE	572	60X	MJPUA01	20
BLOCKS/BRACES, DISTRIBUTE ON CARRIER	244	929	MJPRD01	172
BLOCKS, BRACES, TIE DOWNS, OBTAIN FOR SECURING LIGHT VEHICLE TO CARRIER	CON/VAR	929	SJPROX1	17
BLOTTER, REMOVE AND REPLACE, PER BLOTTER	136	603	MSUBRC1	31
BLOWPIPE, LIGHT	120	811	MJPBL01	41
BLOWPIPE, POSITION TO METAL	45	811	MOHBP01	41
BOARD (PRINTED CIRCUIT), REMOVE FROM JIG AND INSTALL IN JIG	VARIABLE	72X	MVSHBXX	75
BOARD, HOLD FOR SAWING	75	460*	MJPHD01	59
BOARD, SAW IN MITER BEK	VARIABLE	460	MTLOSXX	60
BOH (PLUMB), USE	539	46X	MTLBU01	58
BOBBIN (SEWING MACHINE), CHANGE	250	74X	SSUHC01	124
BOBBIN, SET UP TO WIND	509	78X	SSURS01	125
BODY, MOVE SIDEWAYS TO NEW LOCATION WHILE STATED	93	U	HBHBM01	6
BOLT (ARM), LOOSEN AND TIGHTEN	174	704	SSUDL01	14
BOLT (HI-LOK), INSTALL, POWER TOOLS, FIRST	473	807	STFHIC7	27
BOLT (HI-LOK), INSTALL, POWER TOOLS, ADDITIONAL	390	807	STFHIDH	27
BOLT (HI-LOK), INSTALL WITH MANUAL TOOLS	VARIABLE	807	STFBIXX	26
BOLT (HI-LOK), REMOVE, MANUAL TOOLS	VARIABLE	407	STFHXXA	27

DEFENSE WORK MEASUREMENT STANDARD TIME DATA
NOUN/VERB INDEX

OPERATION/ELEMENT DESCRIPTION	TMU VALUE	OCCUPATION	DWMSTOP ELEMENT	PAGE
BOLT(HI-TORQUE), INSTALL WITH PNEUMATIC TOOL, PER BOLT	VARIABLE	807	STFIBXX	29
BOLT(HI-TORQUE), INSTALL WITH HAND TOOLS IN UNOBSTRUCTED LOCATION	1069	807	STFIB03	29
BOLT(HI-TORQUE), INSTALL WITH HAND TOOLS IN	1535	807	STFIB04	29
BOLT(MUCK LOCK), SET WITH PULL TYPE GUN	50	807	BPTBS01	25
BOLT(OR NUT), LOOSEN OR TIGHTEN WITH WRENCH	VARIABLE	U	BTLWLXX	87
BOLT(TEE), INSTALL AND REMOVE	1787	60X	MSUB101	22
BOLT(TEE), INSTALL IN AND REMOVE FROM TABLE SLOT	172	60X	MSUB102	22
BOLT, CUT WITH BOLT CUTTER	250	62X	MTLRC01	98
BOLT, OBTAIN AND POSITION	114	910	MOHB001	3
BOLT, REMOVE WITH MAUL BLOW	84	910	BTLBR01	5
BOLT, SEAT WITH HAMMER BLOWS	83	910	BTLBS01	5
BOLT, TIGHTEN OR LOOSEN WITH WRENCH	88	60X	MTLBL01	24
BOOK, OBTAIN FROM OPEN SHELF AND RETURN	VARIABLE	U	SOMBOXX	68
BOOK, OPEN TO MARKED PAGE	97	U	MOHB001	63
BOOK, REMOVE FROM AND REPLACE IN OPEN BOOKCASE	203	U	MOHBR01	63
BOOKCASE, ACCESS, OPEN OR CLOSE GLASS DOOR	74	209	MOGBA01	20
BOOKCASE, DUST, WIPE GLASS DOORS WITH DAMP CLOTH, THREE SECTIONS	512	381	MCLB002	7
BOOKCASE, DUST TOP, 13X33 INCHES	189	381	MCLB001	6
BOOMLIFT(ELECTRIC), OPERATE BOOM	VARIABLE	921	MEHBOXX	59
BOOMLIFT, MOVE	VARIABLE	921	MEHBNXX	58
BOOT/SHOE, PLACE ON TREE	VARIABLE	365	MCHBPXX	1
BOOT/SHOE, REMOVE FROM TREE	VARIABLE	365	MOHBRXX	2
BOUTH(SAND BLAST), ENTER/EXIT	427	500	SJPBE01	5
BOTTLE(SQUEEZE), FILL	VARIABLE	754	SJPBFXX	118
BOW, TIE IN STRING ON OBJECT	197	U	BNFBT01	48
BOW, UNTIE	40	U	BNFBU01	48
BULK(UNCTION), INSTALL ON CONDUIT	914	82X	MOHB101	44
BULK(THI-WALL), ASSEMBLE TO PALLET	4467	920	MPKYA01	28
BULK(THIPLE WALL), ASSEMBLE/COMPLETE	CON/VAR	920	SPKBCX1	34
BULK(THIPLE WALL), ASSEMBLE/COMPLETE	6912	920	SPKBC01	34
BULK(WIRE MOUND), ASSEMBLE	863	920	MPKAW01	16
BULK(WOOD), BREAK OPEN	15114	920	SPKBB01	34
BULK(WOOD), GET AND ASIDE	VARIABLE	920	MPKBGXX	16
BULK(WOOD), OPEN, CLOSE AND NAIL	VARIABLE	920	MPKOBXX	25

DEFENSE WORK MEASUREMENT STANDARD TIME DATA
NOUN/VERB INDEX

OPERATION/ELEMENT DESCRIPTION	TMU VALUE	OCCUPATION	DWMSTOP ELEMENT	
(BOX(WOOD),PREPARE/COMPLETE,OFF LINE/LOW LINE	4640	920	SPKBP01	35
BOX(WOOD),PREPARE/COMPLETE ON LINE	3242	920	SPKBP02	35
BOX(WOOD,ORIGINAL),REPACK	VARIABLE	920	SPKBRXX	35
BOX,GET INTO POSITION TO PACK	54	920	MPKHG04	16
BOX,MOVE TO BANDING MACHINE	VARIABLE	920	MPKBWXX	17
BOX,OBTAI	TABLE	920	TUHB0XX	14
BOX,OPEN	VARIABLE	U	MPKB0XX	71
BOX,PLACE ASIDE	TABLE	920	TUHBPXX	15
BOX(CAN),SETUP FOR LOADING AMMUNITION	7264	920	SJPR001	178
BOX(CAN),SETUP FOR UNLOADING AMMUNITION	45973	920	SJPS001	178
BOXES,ALIGN TO PALLET WITH RUBBER HAMMER	655	920	MTLBA01	54
BRACE(BOTTOM),INSTALL IN METAL DOOR FRAME	876	86X	MNFH101	57
BRACE(CENTER),INSTALL IN METAL DOOR FRAME	380	86X	SNFB101	57
BRACES,INSERT IN CONTAINER	575	920	MPKB101	16
BRACKET(DIAMOND HOLDER),PLACE ON AND REMOVE FROM MACHINE	225	603	MSURP01	35
BRACKET,ATTACH TO OR REMOVE FROM OBJECT, PREPARATORY TO ATTACHING OR SUBSEQUENT TO REMOVING LIFTING SLING	VARIABLE	921	MMHBAXX	63
BREAKER(CHIP),REMOVE AND SET ON TOP HEAD CUTTER OF MOULDER	411	669	MSUBR01	11
BRICK(FIRE),DIP IN ADHESIVE	VARIABLE	861	MOHRDXX	62
BRICK(FIRE),PLACE AND TAP INTO POSITION	280	861	MOHBP01	62
BRICK(JAMB FIRE),TAP INTO POSITION ON OUTSIDE CORNER	475	861	MOHET01	62
BRICK,BREAK WITH TROWEL TO FIT	371	861	MTLBB01	63
BRICK,CHIP OUT WITH CHISEL AND HAMMER,PER CUBIC INCH	190	861	MTLCB01	64
BRICK,OBTAI	169	861	MOHR001	62
BRICK,TAP INTO POSITION FOR TIE-IN	673	861	MOHBT02	63
BRIDGE(WHEATSTONE),SET UP AND DISMANTLE	810	72X	SITBSC1	64
BRUSH-HOLDER,DISENGAGE CONTROL TAPE (EUM ACCTG MACHINE)	25	213	MDMBD01	31
BRUSH,CLEAN IN SOLVENT,SMALL BRUSH	194	U	MCLBC01	9
BRUSH,DIP	42	U	BDPBD01	16
BRUSHES,EXAMINE	VARIABLE	721	SITBEXX	98
BRUSHES,REPLACE	TABLE	721	SDAHRXX	93
BUCKET(EMPTY),REMOVE FROM MOIST AND ATTACH FULL BUCKET AT GROUND LEVEL	195	866	MOHBR01	71
BUCKET,FILL WITH HOT ASPHALT FROM KETTLE	212	866	MOHBF01	71

OFFENSE WORK MEASUREMENT STANDARD TIME DATA
NOUN/VERB INDEX

OPERATION/ELEMENT DESCRIPTION	TMU VALUE	OCCUP- ATION	DWMSTDP ELEMENT	PAGE
BUCKET, POSITION AND REMOVE FROM 55 GALLON DRUM	399	699	MOHBP01	120
BUCKET, POSITION TO POUR FROM	202	699	MOHBP02	120
BULB (INCANDESCENT), INSTALL, TO 300 WATT	213	389	MTFB101	17
BULB (INCANDESCENT), REMOVE FROM FIXTURE AND PLACE IN CARTON, TO 300 WATT	211	389	MTFB01	17
BULB, REPLACE WITH BULB CHANGER	VARIABLE	829	STLBRXX	54
BUNDLE, STRAP	1327	920	MTLSB01	54
BUSHING (COMMON STRAIGHT), INSTALL-REQUIRES CHILLING BEFORE INSTALLATION	2205	6XX	MTL1B01	8
BUSHING (DILITE), REMOVE WITH SCREW PULLER	3380	6XX	MTLBR03	8
BUSHING (OR PLUG), OBTAIN, INSTALL IN, AND REMOVE FROM JIG OR FIXTURE	171	60X	MEMB001	13
BUTTON (JEFFY), INSTALL TO BLANKET	VARIABLE	739	SFAB1XX	113
BUTTON, DEPRESS (DORNBELL OR SIMILAR)	45	U	MACBD01	2
BUTTON, PUSH, CONTROL TYPE SWITCH	VARIABLE	213	MACBPXX	31
BUTTONS, PUSH, CONTROL, MULTIPLE SET	69	213	MACBP04	31
BUTTONS, PUSH, CONTROL SET LINE PRINT CONTROL	64	213	MACBP05	31
CABINET, CLOSE, 2 DOOR STORAGE, WITH BOTH HANDS EMPTY, OR WITH ONE HAND HOLDING OBJECT WEIGHING LESS THAN 2.5 LBS.	66	209	MOGCC01	20
CABINET, DUST FOUR SIDES, TWO-DRAWER CARD FILING, 16X7X18 INCHES	183	381	MCLCD01	7
CABINET, DUST FRONT, FOUR-DRAWER FILING, 18X52 INCHES	336	381	MCLCD03	7
CABINET, DUST FRONT AND TWO SIDES, STORAGE, 36X18X78 INCHES	2097	381	MCLCD06	7
CABINET, DUST ONE SIDE, FOUR-DRAWER FILING, 28X52 INCHES	416	381	MCLCD04	7
CABINET, DUST TOP, FOUR-DRAWER FILING, 18X28 INCHES	180	381	MCLCD05	7
CABINET, DUST TOP, STORAGE, 36X18X78 INCHES	432	381	MCLCD07	8
CABINET, DUST TOP, TWO-DRAWER CARD FILING, 16X18 INCHES	132	381	MCLCD02	7
CABINET, OPEN, 2 DOOR STORAGE, WITH BOTH HANDS EMPTY, OR WITH ONE HAND HOLDING OBJECT WEIGHING LESS THAN 2.5 LBS.	49	209	MOGCC01	20
CABLE (AIRCRAFT CONTROL), PRESERVE	VARIABLE	709	MOPCPXX	22
CABLE (AIRCRAFT CONTROL), MEASURE AND CUT	VARIABLE	709	SGNCHXX	23
CABLE (AIRCRAFT CONTROL), TEST	VARIABLE	709	SITCTXX	23
CABLE (BONDING), CUT (PER CUT)	1004	728	SWHCC01	105
CABLE (COAXIAL), ASSEMBLE AND INSTALL TO PANEL MOUNTED TYPE RECEPTACLE	6046	721	SDACA01	46
CABLE (COAXIAL), CONNECT ONE END TO THREADED FITTING	485	72X	SDACC01	46

DEFENSE WORK MEASUREMENT STANDARD TIME DATA
NOUN/VERB INDEX

OPERATION/ELEMENT DESCRIPTION	TMU VALUE	OCCUP- ATION	DWNS STOP ELEMENT	P
CABLE(COAXIAL),CUT AND TERMINATE	2066	72X	SWHCC01	78
CABLE(COAXIAL),DISCONNECT/REMOVE FROM THREADED CONNECTOR/RECEPTACLE IN SET/UNIT	399	72X	SDACD03	46
CABLE(COAXIAL),DISCONNECT	61	72X	SOHC001	71
CABLE(COAXIAL),INSTALL WITH THREADED CAP	2654	72X	SWHCI10	80
CABLE(COAXIAL),PREPARE TO MANUFACTURE AND TEST	1660	72B	SJPCP01	102
CAHLF(COAXIAL),REMOVE FROM CONNECTOR WITH THREADED CAP	929	72X	SWHCR05	81
CABLE(COAXIAL),STRIP INSULATION	VARIABLE	72X	SWHCSXX	81
CABLE(COAXIAL),TEST INSULATION(AFTER ASSEMBLY)	1050	72B	MITCT01	101
CABLE(COAXIAL),TEST ON PANEL(FINAL)	1088	72B	SITCT04	102
CABLE(ELECTRICAL),CONNECT TO TRAILER	229	904	MJPCC01	1
CABLE(ELECTRICAL),DISCONNECT FROM TRAILER	166	904	MJPCD01	1
CABLE(ELECTRICAL),LAYOUT	VARIABLE	72B	SJPCLXX	102
CAHLF(ELECTRICAL),TWIST TEST PLUG ENDS	98	72B	SITCT06	102
CAHLF(ELECTRODE HOLDER),CONNECT/DISCONNECT TO/FROM ARC WELDER	546	81X	MJPCC01	34
CABLE(ROUND OR SPLIT TYPE),INSTALL AND REMOVE IN/FROM FIXTURE	3600	72B	SJPC101	102
CABLE(SHIELDED/COAXIAL),INSTALL	11732	72X	SWHCI09	79
CABLE(SHIELDED/COAXIAL),REMOVE	5734	72X	SWHCR74	81
CABLE(TRIAXIAL),TEST AND CHECK	4978	72B	SITCT02	101
CABLE,CONNECT AND DISCONNECT TO BATTERY (ELECTRIC FORKLIFT TRUCK)	173	922	MEHCC01	81
CABLE,CONNECT AND DISCONNECT TO BATTERY (ELECTRIC TRANSPORTER)	254	922	MEHCC02	81
CAHLF,EXAMINE VISUALLY FOR DEFECTS/DAMAGE	VARIABLE	72B	SITCEXX	101
CABLE,INSERT END IN PIN CONNECTOR	132	824	MOHCI01	52
CABLE,INSTALL AND REMOVE FROM TYING FIXTURE	VARIABLE	72B	SWHCIXX	106
CABLE,LACE WITH KNOT	VARIABLE	U	MWHCLXX	111
CABLE,LUBRICATE AND INSERT IN PLUG	569	72X	SDACL01	47
CABLE,MANUFACTURE,CHECK CONTINUITY,PIN TO PIN	1410	72B	SITCM01	101
CABLE,MANUFACTURE,INSTALL HEAT INSULATION,ONE INCH LONG	1060	72B	SWHCM01	106
CABLE,MANUFACTURE,MARK SLEEVING,PER MARK	396	72B	SIDCM01	100
CABLE,MANUFACTURE,REPLACE STAMPING BLOCK	1370	72B	SSUCM02	104
CAHLF,MANUFACTURE,REPLACE RIBBON IN CODING MACHINE	1493	72B	SSUCM03	104
CABLE,MANUFACTURE,REPLACE WIRE SPOOL IN CODING MACHINE	1922	72B	SSUCM04	104
CABLE,MANUFACTURE,SET UP STAMPING DIE	2333	72B	MSUCM01	103

DEFENSE WORK MEASUREMENT STANDARD TIME DATA
NOUN/VERB INDEX

OPERATION/ELEMENT DESCRIPTION	TMU VALUE	OCCUPATION	DOWNSTOP ELEMENT	PAGE
CABLE, MANUFACTURE, STRIP SHIELDED WIRE AND ATTACH JUMPER	2058	728	SWHCM03	106
CABLE, MANUFACTURE, TIE CABLE WITH PLASTIC STRAP, PER STRAP	810	727	SWHCM02	106
CABLE, MANUFACTURE, WARM UP CODING MACHINE	1514	728	WPTCM01	103
CABLE, REMOVE FROM AND RETURN TO CASE, CABLE ROLLED AND STOWED IN CASE	261	U	SJPCR01	41
CABLE, REMOVE FROM AND RETURN TO CASE, CABLE WOUND ON RACK IN LID	1218	U	SJPCR02	42
CABLE, ROUTE THROUGH FRAME OPENING	VARIABLE	U	BWHCRXX	106
CABLE, STAMP AND APPLY LABEL	1200	728	SIDCS01	101
CABLE, TEST (PIN TO PIN-ONE PLUG)	1340	728	SITCT03	102
CABLE, TEST (PIN TO PIN-TWO PLUGS)	1150	728	SITCT05	102
CABLE, TEST AND EXAMINE	2440	728	SITCT01	101
CABLE(S (ELEVATOR), UNHOOK ON RAMP/ELEVATOR AIRCRAFT	283	921	MMHCU02	64
CABLES, UNHOOK FROM CARGO AND HOOK TO ELEVATOR	1817	921	MMHCU01	64
CALIPER (INSIDE), USE, CHECK DIMENSION WITH 24 INCH FIRM JOINT	1429	60X	NITCU02	18
CALIPER (VERNIER), ADJUST SLIDING HEAD, FOUR INCHES	79	U	BITCA01	25
CALIPER (VERNIER), USE TO GAUGE PART	1427	60X	NITCU01	18
CALIPER (VERNIER), USE TO MAKE ADDITIONAL CHECK ON INSIDE OR OUTSIDE DIMENSION	92	U	NITCU07	26
CALIPER, OPEN OR CLOSE	VARIABLE	U	BITCOXX	25
CALIPER, SFT WITH SCALF	VARIABLE	U	BITCSXX	25
CALIPER, USE	VARIABLE	U	BITCUXX	25
CALIPER, USE, CHECK OUTSIDE DIAMETER WITH PRE-SFT SWING CALIPER	211	U	BITCU08	26
CAMERA (ITEK), OPERATE	519	972	SPRC003	225
CAMERA (OVERHEAD-24 INCH), OPERATE	180	972	SPRC002	225
CAN (ETHER), CLOSE AND TAPE	292	920	MPKCT02	20
CAN (HERMETICALLY SEALED), CLOSE OR OPEN	VARIABLE	U	MPKCCXX	72
CAN (ITAL), OPEN WITH STATIONARY CRANK TYPE CAN OPENER, EMPTY CONTENTS, AND ASIDE CAN	VARIABLE	U	MPKCOXX	72
CAN, OPEN AND CLOSE, PHY TYPE LID TO SIX INCHES DIAMETER	VARIABLE	U	SPKCOXX	74
CAN, OPEN WITH STATIONARY CRANK TYPE CAN OPENER	VARIABLE	U	BPKCOXX	70
CAN, SCREW CAP ON AND OFF	VARIABLE	U	MPKCSXX	72
CAP (CONNECTOR-THREADED), REMOVE AND INSTALL	714	72X	SDACR07	68
CAP (ON PLUG), INSTALL, PLASTIC THREADED	VARIABLE	U	MTFC1XX	81
CAP (ON PLUG), REMOVE, PLASTIC THREADED	VARIABLE	U	MTFCRXX	81

DEFENSE WORK MEASUREMENT STANDARD TIME DATA
NOUN/VERB INDEX

OPERATION/ELEMENT DESCRIPTION	TMU VALUE	OCCUP- ATION	DWMS TOP ELEMENT	PAGE
CAPACITOR (NUTON TYPE), REPLACE (SOLDERED)	4695	72X	SDACR03	8
CAPACITOR/RESISTOR, REPLACE	VARIABLE	72X	SDACRXX	49
CAPACITOR, CALIBRATE	3910	72X	SITCC03	65
CAP AND HANDLE ASSEMBLY, REMOVE FROM CONNECTOR	85	72X	SDHCR03	71
CAP AND SLEEVE, POSITION ON PALLET	2043	920	MPKCP01	27
CAP OR PLUG (THREADED), INSTALL OR REMOVE	VARIABLE	62X	MTFC1XX	97
CAR (GONDOLA), UNLOAD BY HEAVY DUTY FORKLIFT WITH SPECIAL LIFTING DEVICE	VARIABLE	922	JHCCUX3	137
CAR (GONDOLA-RAIL), UNLOAD WITH YARD CRANE	VARIABLE	921	JRCCUX4	9
CAR (RAIL, BOX), LOAD WITH FORKLIFT TRUCK (SOLID)	VARIABLE	922	JSHCLX1	151
CAR (RAIL, BOX), UNLOAD WITH FORKLIFT TRUCK	VARIABLE	922	JRCCUX1	131
CAR (RAIL, BOX), UNLOAD WITH GRAVITY CONVEYOR, FORKLIFT AND PALLETS	VARIABLE	929	JRCCUX2	20
CAR (RAIL, BOX-MIXED), LOAD WITH FORKLIFT TRUCK	VARIABLE	922	JSHCLX3	159
CAR (RAIL, FLAT), LOAD VEHICLES-TOW TO LOAD AREA- LOAD WITH CRANE	VARIABLE	921	JSHCLX2	85
CAR (RAIL, FLAT), LOAD WITH CRANE	VARIABLE	921	JSHCLX3	86
CAR (RAIL, FLAT), UNLOAD, TOW WHEELED VEHICLE OFF OF CAR	VARIABLE	922	JRCCUX4	138
CAR (RAIL, FLAT), UNLOAD VEHICLES WITH CRANE-TOW AWAY	VARIABLE	921	JHCCUX1	76
CAR (RAIL, FLAT), UNLOAD WITH YARD CRANE	VARIABLE	921	JRCCUX3	77
CAR (RAIL, FLAT), UNLOAD WITH FORKLIFT-UNIT LOADS	VARIABLE	922	JRCCUX5	139
CAR (RAIL, FLAT-MIXED OR SOLID), LOAD-TOW ON	VARIABLE	922	JSHCLX5	161
CAR (RAIL, FLAT-SOLID OR MIXED), LOAD WITH FORK- LIFT-UNIT LOADS	VARIABLE	922	JSHCLX4	160
CAR (RAIL, GONDOLA), LOAD WITH CRANE	VARIABLE	921	JSHCLX1	84
CAR (RAIL, GONDOLA-SOLID/MIXED), LOAD CONEX WITH HEAVY DUTY FORKLIFT AND SPECIAL DEVICE	VARIABLE	922	JSHCLX6	162
CAR (RAIL, REFRIGERATED, 40 FOOT-SOLID), UNLOAD	VARIABLE	922	JRCCUX2	136
CAR (SPECIAL, BI-LEVEL, TRI-LEVEL, TTX), UNLOAD	VARIABLE	922	JRCCUX6	140

OFFENSE WORK MEASUREMENT STANDARD TIME DATA
NOUN/VERB INDEX

OPERATION/ELEMENT DESCRIPTION	TMU VALUE	OCCUPATION	DWSTDP ELEMENT	PAGE
CARD (OUT REFRIGERATED), LOAD	VARIABLE	922	JSHCLX2	154
CARDON PILE, REPLACE	5980	727	SDACR01	111
CARD (IN REPLENISHMENT-UD FORM 856), PREPARE	3625	222	SWRCP01	50
CARD (MAGAZINE DATA), COMPLETE (RECEIVING)	3068	222	SWRCC01	50
CARD (MAGAZINE DATA), COMPLETE (SHIPPING)	1578	222	SWRCC02	50
CARD (HANDLE, FILING 1X5 TO 5X9 INCH CARDS)	TABLE	206	TFLCHXX	9
CARD (MOUNT, STAPLE TO CONTAINER)	145	920	MNFC501	13
CARD, ANNOTATE, ADJUSTMENTS FROM SHIPMENT PLANNING WORKSHEET	1119	222	MIDCA01	49
CARD, BATCH, SET-UP, PLACE BLANK CARD BEHIND DECK	53	213	MKPCB02	39
CARD, BATCH, SET-UP, REPLACE I.O. CARD	39	213	MKPCB01	39
CARD, DUPLICATE, HO COLUMNS	VARIABLE	213	MKPCDXX	40
CARD, GET, NEW PROGRAM	69	213	MKPCG01	40
CARD, HANDLE, INSERT, INTO FILE	32	206	MFLCH03	7
CARD, HANDLE, RAISE FROM FILE TO HEAD & PUSH BACK INTO FILE	30	206	MFLCH01	6
CARD, HANDLE, REMOVE FROM FILE & SET ASIDE	36	206	MFLCH02	7
CARD, HANDLE, REPLACE IN FILE, NEXT CARD TILTED	56	206	MFLCH05	7
CARD, HANDLE, REPLACE IN FILE, NEXT CARD TILTED	42	206	MFLCH06	7
CARD, INSERT, MANUALLY, INTO HEAD OR PUNCH STATION OF CARD READER	47	213	MKPCI01	40
CARD, LOCATE, IN TAB INDEX FILE	VARIABLE	206	BFLCLXX	6
CARD, MOVE, TO HOPPER	44	213	BKPCM01	38
CARD, PLACE, IN VISIBLE INDEX FILE (1X5 TO 8X11 INCH CARD)	205	206	MFLCP01	7
CARD, PLACE, PROGRAM, ONTO IOM MACHINE PROGRAM FROM	139	213	MKPCP01	41
CARD, REMOVE, FROM RELEASE HOPPER	44	213	BKPCR01	38
CARD, REMOVE, FROM VISIBLE INDEX FILE (1X5 TO 8X11 INCH CARD)	109	206	MFLCR01	7
CARD, REMOVE, PROGRAM, FROM IOM MACHINE PROGRAM FROM	60	213	MKPCR01	41
CARD, REMOVE FROM FILE AND TILT NEXT CARD	52	206	MFLCH04	7
CARD, SELECT, DATA	450	222	MIDCS01	49
CARD, SIGHT-CHECK, PUNCHED	31	213	BKPCS01	38
CARD, SKIP, OR DUP, MANUALLY, EACH OCCURRENCE DURING CARD PUNCHING	11	213	MKPCD03	40
CARD, SORT, PLACE OLD CARD IN	42	213	MKPCS01	41
CARDS/PAPERS, ALIGN, 50 CARDS OR PAPERS 8X12 IN. SIZE - APPROXIMATE ALIGNMENT LYING ON FLAT SURFACE	74	209	BPHCA01	26

DEFENSE WORK MEASUREMENT STANDARD TIME DATA
NOUN/VERB INDEX

OPERATION/ELEMENT DESCRIPTION	TMU VALUE	OCCUP- ATION	DWMSTDP ELEMENT	PAGE
CARDS/PAPERS, JOSTLE, ONE TIME, ANY SIZE	15	209	BPHCJ01	26
CARDS, ALIGN, DECK, INTO A PRECISE BLOCK	116	213	MKPD001	41
CARDS, HANDLE, (IBM ACCTG MACHINE) REMOVE CARDS FROM HOPPER	40	213	MDMCH01	32
CARDS, HANDLE, (IBM ACCTG MACHINE) REMOVE CARDS FROM TRAY	70	213	MDMCH02	32
CARDS, HANDLE, (IBM ACCTG MACHINE) REMOVE CARDS FROM RACK (1 HAND)	54	213	MDMCH03	32
CARDS, HANDLE, (IBM ACCTG MACHINE) REMOVE CARDS FROM RACK (2 HANDS)	117	213	MDMCH04	32
CARDS, HANDLE, (IBM ACCTG MACHINE)-REMOVE CARDS FROM ONE POCKET	30	213	MDMCH05	32
CARDS, HANDLE, (IBM ACCTG MACHINE) REMOVE CARDS FROM STACK AT BOTTOM OF MACHINE	60	213	MDMCH06	32
CARDS, HANDLE, (IBM ACCTG MACHINE) PLACE CARDS IN HOPPER	130	213	MDMCH07	32
CARDS, HANDLE, (IBM ACCTG MACHINE) - PLACE CARDS IN TRAY	66	213	MDMCH08	33
CARDS, HANDLE, ASSEMBLE CARDS AND DECK	46	213	MDMCH14	33
CARDS, HANDLE, COMPARE 2 CARDS	42	213	MDMCH13	33
CARDS, HANDLE, FAN NEW CARDS	135	213	MDMCH11	33
CARDS, HANDLE, PICKUP FROM FLAT SURFACE, LOOSELY STACKED, UP TO 25 CARDS IN BATCH	37	209	BPHCH01	26
CARDS, HANDLE, PICKUP FROM FLAT SURFACE WITH TWO HANDS, LOOSELY STACKED, 25-50 CARDS IN BATCH	52	209	BPHCH02	26
CARDS, HANDLE, PLACE CARDS IN RACK	52	213	MDMCH09	33
CARDS, HANDLE, PLACE CARDS ON MACHINE TOP	23	213	MDMCH10	33
CARDS, HANDLE, SORT CARDS TO CORRECT SEQUENCE	51	213	MDMCH15	33
CARDS, HANDLE, VERIFY SEVERAL (3 TO 9) CARDS	78	213	MDMCH12	33
CARDS, MATCH, TO SHIPMENT PLANNING WORKSHEET (SPS) OR DD1348-1 SHIPPING DOCUMENTS	VARIABLE	222	SIUCMXX	49
CARDS, MEASURE, KEYPUNCH	124	213	MKPCM01	40
CARDS, OBTAIN, HANDFUL (AVG 200 CARDS) FROM A STANDARD 8000 COUNT EAM CARD BOX	69	213	MKPCDC1	40
CARDS, SORT, BY HAND (PER CARD)	VARIABLE	206	MFLCSXX	8
CARGO (AIR), PLACE ON WAREHOUSE PALLET, POSITION PALLET FOR MOVEMENT TO AIRCRAFT	CON/VAR	922	KSHCPX1	152
CARGO (AIR-GENERAL FLOR-LOADED), UNTIE AND CHECK ON AIRCRAFT	17074	929	SNFCU01	212
CARGO (AIR-U/W CODED), ASSEMBLE FOR MOVEMENT TO RAMP/ELEVATOR AIRCRAFT	CON/VAR	922	KSHCAX1	147
CARGO (AIR-U/W CODED), UNTIE AND CHECK ON AIR- CRAFT	6981	929	SNFCU02	212
CARGO (AIR) - LOAD ON RAMP/ELEVATOR AIRCRAFT	CON/VAR	922	KSHCLX9	151

DEFENSE WORK MEASUREMENT STANDARD TIME DATA
NOUN/VERB INDEX

OPERATION/ELEMENT DESCRIPTION	TMU VALUE	OCCUPATION	DWNSTOP ELEMENT	PAGE
CARGO(PALLETIZED-HULK OR UNIT LOAD), POSITION ON DOCK OR IN BULK STORAGE	CON/VAR	922	KJPCPX1	115
CARGO(PALLETIZED-463L), DE-NET	16387	920	MPKCD01	18
CARGO(SEcurity). MOVE FROM SECURITY CAGE/ROOM	CON/VAR	922	SEHCMX1	57
CARGO(U/N CODED). MOVE TO AIRCRAFT LOAD SPOT	CON/VAR	922	KSHCMX1	151
CARGO(U/W CODED). LOAD ON RAMP/ELEVATOR AIRCRAFT	CON/VAR	921	KSHLCX4	83
CARGO(U/W CODED). MOVE FROM LOAD SPOT TO STORAGE/HOLD AREA	CON/VAR	922	KRCCMX1	122
CARGO(U/W CODED). TIEDOWN IN AIRCRAFT	4084	929	SSHCT01	223
CARGO(U ON W CODED). WINCH UP RAMP INTO AIRCRAFT AND POSITION IN EXACT LOCATION	16503	921	MMHCW01	65
CARGO(463L PALLET). LOAD USING 25/40K LOADER	14238	921	SMHCL01	72
CARGO(463L PALLET). OFFLOAD WITH 25/40 K LOADER	14436	921	SMHC001	72
CARGO. ALIGN TO RAMP ON RAMP/ELEVATOR AIRCRAFT	4501	929	MOHCA01	212
CARGO. CHECK IDENTITY	1019	922	MIDCC01	110
CARGO. CYCLE WITHIN PIT LOOP TO AID SELECTION	1136	921	MMHCC01	63
CARGO. MOVE ON CONVEYOR	VARIABLE	921	MMHCMXX	64
CARRIAGE(AUTOMATIC RIP SAW). ADJUST HEIGHT	213	667	MEWCA01	115
CARRIAGE/BALL. POSITION. TO EXACT LINE USING ROLLER KNOB FROM WITHIN 6 LINES OR 1 INCH	39	203	MTYCP01	2
CARRIAGE/BALL. POSITION. TO EXACT LINE USING VARIABLE LINE SPACER FROM WITHIN 6 LINES OR 1 INCH	66	203	MTYCP02	2
CARRIAGE/BALL. POSITION. TO EXACT LINE FOR EACH ADDITIONAL 6 LINES OR 1 INCH	13	203	MTYCP04	2
CARRIAGE/BALL. RETURN	VARIABLE	203	MTYCRXX	3
CARRIAGE. LOCK AND UNLOCK	306	604	MEMCL01	43
CARRIAGE. MOVE SIX INCHES BY HAND. TURRET LATHE	79	604	MEMCM03	43
CARRIAGE. MOVE WITH HANDWHEEL	VARIABLE	604	MEMCMXX	43
CARRIAGE. POSITION. TO EXACT SPACE ON SAME LINE	34	203	MTYCP05	2
CARRIAGE. TRAVEL TIME FOR MANUAL, ELECTRIC OR RAIL TRAVEL ON 100 ELECTRIC TYPEWRITER PER INCH OF TRAVEL	VARIABLE	203	BTYCTXX	1
CARRIAGE(1-LEVEL, 2-LEVEL, AND TTX CAR). PREPARE TO LOAD WHEELED VEHICLES	CON/VAR	929	KJPCPX1	157
CARRIAGE(1-LEVEL, 2-LEVEL, TTX RAIL CAR). PREPARE FOR UNLOADING VEHICLES	CON/VAR	929	KJPCPX4	200
CARRIAGE(COMMON). LOAD BY WAREHOUSE CRANE	CON/VAR	921	KSHCLX2	82
CARRIAGE(COMMON-RAIL). UNLOAD TO STORAGE-VEHICLE	CON/VAR	922	KRCCUXC	122
CARRIAGE(LATH) UNLOAD. MOVE LOAD FROM STORAGE BY FORKLIFT AND LOAD ON FLATBED BY CRANE	CON/VAR	921	KSHCLX3	82

DEFENSE WORK MEASUREMENT STANDARD TIME DATA
NOUN/VERB INDEX

OPERATION/ELEMENT DESCRIPTION	TMU VALUF	OCCUP- ATION	DWMSTD ELEMENT	PAGE
CARRIER(FLATBED).LOAD FROM HOLD AREA-PALLET	CON/VAR	922	KSHCLX3	149
CARRIER(FLATBED TRUCK).LOAD THROUGH CENTRAL SHIPPING-PALLETS	CON/VAR	922	KSHCLXA	147
CARRIER(FLATBED TRUCK).LOAD,BLOCK AND BRACE A WHEELFD VEHICLE	CON/VAR	922	KSHCLX1	148
CARRIER(FLATBED TRUCK).PREPARE TO UNLOAD WITH FORKLIFT TRUCKS	CON/VAR	929	KJPCPX8	190
CARRIER(FLATBED TRUCK).PREPARE FOR LOADING BY TRUCK CRANE	CON/VAR	929	KJPCPXH	141
CARRIER(FLATBED TRUCK).PREPARE FOR LOADING BY TOW VEHICLES	CON/VAR	929	KJPCPXC	141
CARRIER(FLATBED TRUCK).PREPARE TO LOAD BY FORKLIFT TRUCKS(TWO)	CON/VAR	929	KJPCPX0	182
CARRIER(FLATBED TRUCK).PREPARE TO LOAD WITH YARD CRANE AND FORKLIFT TRUCK	CON/VAR	929	KJPCPXE	182
CARRIER(FLATBED TRUCK).PREPARE TO UNLOAD BY CRANE TRUCK, WAREHOUSE	CON/VAR	929	KJPCPX0	191
CARRIER(FLATBED TRUCK).PREPARE TO UNLOAD WITH YARD CRANE	CON/VAR	929	KJPCPX8	203
CARRIER(FLATBED TRUCK).PREPARE TO UNLOAD WITH TOW VEHICLE	CON/VAR	929	KJPCPX9	203
CARRIER(FLATBED TRUCK).UNLOAD AND MOVE TO STORAGE-WHEELED VEHICLE	CON/VAR	922	KRCCUXF	123
CARRIER(FLATBED TRUCK).UNLOAD TO STORAGE-PALLET	CON/VAR	922	KRCCUX9	125
CARRIER(FLATCAR).UNLOAD WHEELED VEHICLE WITH CRANE	CON/VAR	921	KRCCUX4	75
CARRIER(GONDOLA CAR).LOAD CONEX	CON/VAR	922	KSHCLX2	148
CARRIER(GONDOLA CAR).PREPARE TO UNLOAD WITH FORKLIFT TRUCK	CON/VAR	929	KJPCPXH	185
CARRIER(GONDOLA CAR).UNLOAD CONEX	CON/VAR	922	KRCCUX2	123
CARRIER(RAIL BOXCAR).PREPARE TO UNLOAD BY GRAVITY CONVEYOR,FORK LIFT AND PALLETS	CON/VAR	929	KJPCPX3	199
CARRIER(RAIL BOXCAR).PREPARE TO LOAD BY FORKLIFT TRUCK	CON/VAR	929	KJPCPX7	202
CARRIER(RAILCAR).LOAD FROM STORAGE-PALLETS	CON/VAR	922	KSHCLX7	150
CARRIER(RAILCAR).LOAD PALLET FROM PACKING	CON/VAR	922	KSHCLX6	150
CARRIER(RAILCAR).UNLOAD TO STORAGE,PALLETS	CON/VAR	922	KRCCUX8	124
CARRIER(RAIL FLATCAR).LOAD AND BLOCK AND BRACE WHEELED VEHICLE ON CARRIER	CON/VAR	922	KSHCLXC	148
CARRIER(RAIL FLATCAR).PREPARE TO LOAD VEHICLE BY YARD CRANE	CON/VAR	929	KJPCPXH	192
CARRIER(RAIL FLATCAR).PREPARE TO UNLOAD WITH CRANE	CON/VAR	929	KJPCPX5	191
CARRIER(RAIL FLATCAR).PREPARE TO UNLOAD VEHICLES WITH YARD CRANE-TOW AWAY	CON/VAR	929	KJPCPXT	194

DEFENSE WORK MEASUREMENT STANDARD TIME DATA
NOUN/VERB INDEX

OPERATION/ELEMENT DESCRIPTION	TMU VALUE	OCCUPATION	OWNSTDP ELEMENT	PAGE
CARRIER(RAIL FLATCAR),PREPARE FOR UNLOADING-TOW VEHICLE FROM CAR	CON/VAR	929	KJPCPXU	193
CARRIER(RAIL FLATCAR),PREPARE TO UNLOAD WITH FORKLIFT TRUCK	CON/VAR	92	KJPCPXV	196
CARRIER(RAIL FLATCAR),PREPARE TO LOAD WITH FORKLIFT-UNIT LOADS	CON/VAR	929	KJPCPX5	200
CARRIER(RAIL FLATCAR),PREPARE TO LOAD TOWED VEHICLE ONTO CAR	CON/VAR	929	KJPCPX6	201
CARRIER(RAIL GONDOLA CAR),PREPARE TO UNLOAD WITH CRANE AND FORKLIFT TRUCK	CON/VAR	929	KJPCPXJ	186
CARRIER(RAIL GONDOLA CAR),PREPARE TO LOAD WITH CRANE AND FORKLIFT TRUCK	CON/VAR	929	KJPCPXX	187
CARRIER(RAILROAD BOXCAR),PREPARE TO UNLOAD BY FORKLIFT TRUCK	CON/VAR	929	KJPCPX2	198
CARRIER(RAILROAD FLATCAR),LOAD WHEELED VEHICLE BY CRANE	CON/VAR	921	KSHCLX1	82
CARRIER(TRUCK),LOAD PALLET FROM STORAGE	CON/VAR	922	KSHCLX4	149
CARRIER(TRUCK),UNLOAD THROUGH CENTRAL RECEIVING TO STORAGE LOCATION-PALLET	CON/VAR	922	KRCCUX5	124
CARRIER(VAN TRUCK),LOAD PALLET THROUGH CENTRAL SHIPPING	CON/VAR	922	KSHCLX5	149
CARRIER(VAN TRUCK),PREPARE FOR LOADING AMMUNITION	8628	929	KJPCP01	204
CARRIER(VAN TRUCK),UNLOAD TO STORAGE WITH FORKLIFT-PALLET	CON/VAR	922	KRCCUXB	122
CARRIER(VAN TRUCK/TRAILER),LOAD AT AIR TERMINAL	VARIABLE	922	KEHCLX1	104
CARRIER(VAN TRUCK/TRAILER),PREPARE TO UNLOAD WITH GRAVITY CONVEYOR,ORKLIFT AND PALLETS	CON/VAR	929	KJPCPXL	188
CARRIER(VAN TRUCK/TRAILER),PREPARE TO UNLOAD WITH FORKLIFT TRUCK	CON/VAR	929	KJPCPXN	189
CARRIER(VAN TRUCK/TRAILER),PREPARE TO UNLOAD AT CENTRAL RECEIVING	CON/VAR	929	KJPCPXN	190
CARRIER(VAN TRUCK/TRAILER),PREPARE TO LOAD AT CENTRAL SHIPPING	CON/VAR	929	KJPCPXQ	192
CARRIER(VAN TRUCK/TRAILER),PREPARE TO LOAD BY FORKLIFT TRUCK	CON/VAR	929	KJPCPXV	197
CARRIER(40 FOOT RAIL REFRIGERATED CAR),PREPARE TO LOAD	CON/VAR	929	KJPCPXG	184
CARRIER(40 FOOT REFRIGERATOR RAIL CAR),PREPARE TO UNLOAD	CON/VAR	929	KJPCPXF	183
CARRIER,UNLOAD BY CRANE AND MOVE MATERIAL TO STORAGE LOCATION BY FORKLIFT	CON/VAR	921	KRCCUX1	74
CARRIER,UNLOAD BY CRANE AND MOVE MATERIAL TO STORAGE LOCATION BY FORKLIFT TRUCK	CON/VAR	921	KRCCUX2	74
CART(EMPTY),PUSH ASIDE	262	929	NMHCPO7	207
CART(LOADED),PUSH	TABLE	929	YMHCPCXX	210

DEFENSE WORK MEASUREMENT STANDARD TIME DATA
NOUN/VERB INDEX

OPERATION/ELEMENT DESCRIPTION	TMU VALUE	OCCUPATION	DWMSTDP ELEMENT	
CART, PUSH	VARIABLE	929	MMHCPXX	207
CARTON(EMPTY), GET/PLACE	119	929	MMHCG01	212
CARTON(EXTERIOR CONTAINER), PACKAGE ITEM AND SEAL	TABLE	920	TPKCPXX	32
CARTON(FIBERBOARD), PACK FOR PARCEL POST	VARIABLE	920	JPKCPX1	52
CARTON(FIBERBOARD), PACK ON LINE	VARIABLE	920	JPKCPX2	51
CARTON(FIBERBOARD), PREPARE AND COMPLETE	TABLE	920	SPKCCXX	37
CARTON(FIBERBOARD), STITCH(MACHINE)	VARIABLE	794	MMTCSXX	135
CARTON(INTERIOR), COMPLETE AND OVERWRAP	2150	920	SPKCC01	37
CARTON(INTERIOR CONTAINER), PACKAGE ITEM AND SEAL	VARIABLE	920	SPKCPXX	38
CARTON(SEALED), OPEN	VARIABLE	920	MPKCCXX	20
CARTON-OVERWRAP AND TAPE	836	920	MPKCT01	20
CARTON/DOCUMENT, ANNOTATE WITH WEIGHT AND CUBE	116	920	MWRCA01	58
CARTON, ASSEMBLE	TABLE	920	TPKCAXX	30
CARTON, CLOSE AND SEAL	TABLE	920	TPKCCXX	31
CARTRIDGE(SEALANT), INSTALL IN AND REMOVE FROM GUN	1370	807	SJPCI01	15
CARTRIDGE, ASSEMBLE TO STUD	111	860	MOMCA01	
CASE(INSTRUMENT), REPAIR	VARIABLE	710	SOACRXX	
CASE, OPEN AND CLOSE(MICROMETER CASE OR SIMILAR WITH ONE PUSH BUTTON LATCH)	62	60X	MJPC001	20
CENTER(TAIL STOCK), ENGAGE AND DISENGAGE	VARIABLE	604	MEMCDXX	43
CENTER(TAIL STOCK), TURN IN AND OUT	220	605	MEMCT01	71
CENTER, INSTALL IN AND REMOVE FROM HEADSTOCK OR FOOTSTOCK	475	601	MSUCI01	35
CENTER, KNOCK OUT OF DIVIDING HEAD	113	605	MSUCK01	77
CENTER, KNOCK OUT OF SPINDLE WITH BAR	395	604	MSUCK01	67
CENTER, PLACE IN DIVIDING HEAD	59	605	MSUPC01	80
CENTERS(SHAFT), CLEAN AND LUBRICATE	466	60X	SCLCC01	13
CHAIR(CONFERENCE), PULL FROM TABLE AND REPLACE	84	381	MMHCP01	15
CHAIR(CONFERENCE), WIPE EXTERIOR AND VERTICAL SURFACES	340	381	MCLCW03	8
CHAIR(CONFERENCE), WIPE INTERIOR AND HORIZONTAL SURFACE	355	381	MCLCW04	8
CHAIR(ROTIARY EXECUTIVE), WIPE EXTERIOR AND VERTICAL SURFACES AND UNDERSTRUCTURE	825	381	MCLCW01	8
CHAIR(ROTIARY EXECUTIVE), WIPE INTERIOR AND HORIZONTAL SURFACES	340	381	MCLCW02	8
CHAIR, MOVE WITH CASTERS, WHILE SITTING	VARIABLE	209	MOCMXX	11

DEFENSE WORK MEASUREMENT STANDARD TIME DATA
NOUN/VERB INDEX

OPERATION/ELEMENT DESCRIPTION	TMU VALUE	OCCUPATION	DWMSTOP ELEMENT	CLASS
CHAIR,TURN,SWIVEL CHAIR	VARIABLE	209	BGGCTXX	18
CHARACTER(S),STAMP IN METAL	VARIABLE	7XX	SIDCSXX	3
CHASER(THREAD),REMOVE FROM AND INSTALL IN DIE HEAD,TURRET LATHE	271	60X	MEMRC01	46
CHASSIS,REMOVE FROM CASE	VARIABLE	72X	SOHCRXX	71
CHASSIS,SLIDE FROM AND INTO CASE,ELECTRONICS ASSEMBLY	VARIABLE	72X	MOHCSXX	71
CHASSIS,TURN OVER(WITH CARE)	161	72X	MOHCT01	71
CHECK,MAKE WITH PORTABLE ELECTRICAL METER	VARIABLE	72X	SITCMXX	65
CHIPS,DIG FROM ONE LINEAR INCH OF GROOVE	VARIABLE	60X	MCLCDXX	12
CHIPS,REMOVE FROM HOLE UP TO ONE INCH DIAMETER,TWO INCHES DEEP	VARIABLE	60X	MCLCRXX	12
CHISEL(COLD),USE,FIRST OR ADDITIONAL BLOWS	VARIABLE	U	BTLCUXX	33
CHISEL,CHANGE IN PNEUMATIC HAND CHIPPER	243	8XX	STPCC01	2
CHOCKS,GET AND ASIDE	138	929	MJPCG01	173
CHOCKS,POSITION TO WHEELS	109	929	MJPCP01	173
CHOCKS,REMOVE FROM WHEEL	228	929	MJPCR01	173
CHUCK(CILLET),CLOSE AND OPEN WITH WRENCH	767	60X	MEMCC01	13
CHUCK(LATHE),TURN 1/4 REVOLUTION	183	604	MEMCT01	44
CHUCK(MAGNETIC),TURN ON AND OFF	128	603	MEMCT01	26
CHUCK(UNIVERSAL),LOOSEN OR TIGHTEN	1094	60X	MEMCL03	14
CHUCK,CLEAN WITH RAG,TO THREE SQUARE FEET	256	603	MCLCC02	25
CHUCK,CLEAN WITH SQUEEGEE,TO THREE SQUARE FEET	212	603	MCLCC01	25
CHUCK,FACEPLATE,OR COLLET CHUCK,INSTALL AND REMOVE 50 POUNDS OR LESS	297	604	MSUIC01	68
CHUCK,LOOSEN AND TIGHTEN	VARIABLE	60X	MEMCLXX	14
CHUCK,PLACE ON AND REMOVE FROM SPINDLE NOSE, CYLINDRICAL GRINDER	262	603	MSUCP01	36
CHUCK,WIPE HOLDING SURFACES OF THREE JAWS	46	603	MEMCW01	26
CHUTE(EXTENSION),ATTACH TO TRANSIT MIXER	462	844	SOHCA01	54
CIRCUIT(ELECTRON TUBE),SERVICE(MECHANICAL)	VARIABLE	72X	SDACSXX	49
CIRCUIT(PIC),REMOVE FROM PRINTED CIRCUIT BOARD	VARIABLE	726	SDACRXX	99
CIRCUIT BOARD,SET UP AND TEST(DIT-M-CO)	VARIABLE	72X	SITTCXX	68
CLAMP(AND THE NUT),INSTALL AND REMOVE	2602	60X	MSUCI01	22
CLAMP(HARD),INSTALL AND REMOVE	VARIABLE	8XX	MCPCIXX	1
CLAMP(IC-TYPE),PLACE ON RAIL FLANGE	89	910	MCPCP01	2
CLAMP(CABLE),INSTALL WITH LOCKNUT,SCREW/NUT AND WASHER	VARIABLE	72X	SCPCIXX	44
CLAMP(CABLE),REPLACE WITH LOCKNUT,NUT/SCREW AND WASHER	VARIABLE	72X	SCPCRXX	45

OFFENSE WORK MEASUREMENT STANDARD TIME DATA
NOUN/VERB INDEX

OPERATION/ELEMENT DESCRIPTION	TMU VALUE	OCCUP- ATION	OBSTACLE ELEMENT	PAGE
CLAMP(CABLE),UNBOLT LOCKNUT,BOLT/SCREEN AND WASHER	VARIABLE	72X	SCPCUXX	45
CLAMP(CAM ACTION),TIGHTEN AND LOOSEN	93	66X	MCPCT01	113
CLAMP(CLECO),INSTALL OR REMOVE	VARIABLE	U	MCPCLXX	14
CLAMP(C TYPE),INSTALL AND REMOVE	322	U	MCPCT01	14
CLAMP(C TYPE),INSTALL AND REMOVE	587	6XX	MCPCT01	2
CLAMP(C TYPE),TIGHTEN OR LOOSEN	75	U	MCPCT01	14
CLAMP(EDP),REMOVE FROM WIRE BUNDLE	1173	825	SCPCR01	52
CLAMP(ELECTRON TUBE),LOOSEN AND TIGHTEN	VARIABLE	72X	MCPCLXX	44
CLAMP(HARNESS),LOOSEN AND TIGHTEN	2297	72X	MWHCL01	75
CLAMP(HOLD DOWN),ADJUST,TENON MACHINE	794	664	MCPCA01	114
CLAMP(MACHINE TABLE),LOOSEN AND TIGHTEN	483	704	SSUCL01	18
CLAMP(MARMAN),INSTALL	1551	621	MCPCT01	19
CLAMP(MARMAN-TWO TO SIX INCH DIAMETER),REMOVE	1499	621	MPCR01	10
CLAMP(SPRING),INSTALL	46	U	MCPCT02	4
CLAMP(SPRING),INSTALL OR REMOVE,SMALL OR LARGE	VARIABLE	U	MCPSPXX	15
CLAMP(WIGGINS TYPE-TWO TO SIX INCH DIAMETER),INSTALL	2606	621	MCPCT02	110
CLAMP(WIGGINS TYPE-TWO TO SIX INCH DIAMETER),REMOVE	2090	621	MPCR02	110
CLAMP(WOOD),POSITION AND TIGHTEN	127	66X	MCPCP01	113
CLAMP,ATTACH TO PART	VARIABLE	60X	MEMCAXX	13
CLAMP,INSTALL AND REMOVE	VARIABLE	U	SCPCIXX	15
CLAMP,INSTALL ON WIRE BUNDLE AND SECURE TO BULKHEAD	1781	825	SCPC101	52
CLAMP,REMOVE FROM BULKHEAD	1026	825	SCPCR02	53
CLAMP,TIGHTEN AND LOOSEN TO HOLD BOARD	160	66X	MCPCT02	113
CLAMPS,REPLACE	6400	72X	SCPCR05	45
CLANER(CORENN),LOAD/UNLOAD(SMALL PART)	VARIABLE	503	SJPCLXX	14
CLEANER(SONIC),LOAD	532	503	SJPCL03	14
CLEANER(SONIC),UNLOAD(BASKET)	865	503	SJPCU01	14
CLEARANCE(DIAL INDICATOR),ADJUST	1364	710	SITCA01	39
CLIP(DIAL),SET TO DESIRED READING	138	604	MSUCS01	67
CLIP(MOUNTING,TRANSISTOR),REMOVE	VARIABLE	72X	SDARCXX	57
CLIP,ASSEMBLE TO STRAP	250	781	STPCA01	129
CLIP,ATTACH,GEN OR IDEAL PATTERN PAPER CLIP TO PAPERS-UP TO 1-3/4 INCH WIDE AND 2-1/2 INCH LONG	29	209	MPFCA02	23
CLIP,ATTACH,SPRING TYPE BINDER,TO PAPERS 1/4 TO 1 INCH CAPACITY	36	209	MPFCA01	23

DEFENSE WORK MEASUREMENT STANDARD TIME DATA
NOUN/VERB INDEX

OPERATION/ELEMENT DESCRIPTION	TMU VALUE	OCCUPATION	DWMS TOP ELEMENT	TIME
CLIP, INSTALL TO 1 1/4 INCH BANDING	232	920	MPKCI01	19
CLIP, INSTALL TO 5/8 OR 3/4 INCH BANDING	57	920	MPKCI02	19
CLIP, REMOVE GEM OR IDEAL PATTERN PAPER CLIP FROM PAPERS UP TO 1-3/4 INCH WIDE AND 2-1/2 INCH LONG	16	920	MPFCR02	24
CLIP, REMOVE SPRING TYPE BINDER FROM PAPERS 1/4 TO 1 INCH CAPACITY	28	209	MPFCR01	24
CLIPBOARD, OBTAIN, AFFIX, OR REMOVE DOCUMENT AND ASIDE	VARIABLE	U	MOHC0XX	63
CLIP OR SOCKET (MOUNTING-ELECTRONIC COMPONENT), DETACH (RIVETS)	VARIABLE	72X	SDACDXX	46
CLOTH (INNER LAYER), REPLACE	VARIABLE	754	SSRCRXX	121
CLOTH (TREATED), PLACE ON BROOM TO MAKE DUST MOP	274	381	MJPCP01	14
CLOTH, CUT WITH SCISSORS	613	781	MTLCC01	128
CLOTH, OBTAIN FROM ROLL	288	862	MOHC001	65
CLOTH, REVERSE IN HANDS TO EXPOSE CLEAN SURFACE	47	381	MOHCR01	15
CLOTH, RINSE AND WRING BY HAND	211	381	SCLCR01	13
CLOTH, SMOOTH AFTER WRAPPING AROUND PIPE FITTING	134	862	MOHCS01	65
CLOTH, WRING TO REMOVE EXCESS FLUID	38	U	BDPCW01	16
CLUTCH (FEED OR SPINDLE), ENGAGE AND DISENGAGE	82	604	MEMCE01	43
CLUTCH, ADJUST, PLATEN	32	213	MDMCA01	31
CLUTCH, ENGAGE, POWER HACKSAW	125	607	MEMCE01	87
COAT, SPRAY (AFROSD)	VARIABLE	U	MSTCSXX	79
COIL (IGNITION), CHECK ON TEST BENCH	11740	620	SITCC05	100
COIL (IGNITION), CHECK ON VEHICLE (MILITARY)	VARIABLE	620	SITCCXX	99
COIL (IGNITION), CHECK ON VEHICLE (COMMERCIAL)	13758	620	SITCC04	100
COLLAR (HI-LOK BOLT), INSTALL, MANUAL TOOLS	VARIABLE	807	STFCIXX	27
COLLAR (HI-LOK BOLT), REMOVE, MANUAL TOOLS	VARIABLE	807	STFCRXX	28
COLLAR (RIVET), SPLIT WITH PNEUMATIC RIVET GUN, PROCESS TIME ONLY	153	807	BPTCS01	25
COLLAR (STOP), ASSEMBLE OR DISASSEMBLE USING TWO SPANNER WRENCHES	3112	606	MSUCA01	84
COLLAR (STOP), ASSEMBLE OR DISASSEMBLE BY HAND	526	606	MSUCA02	84
COLLAR (THREADED METAL), INSTALL ON COAXIAL CABLE-UNRAVEL BRAIDED METAL SHIELD AND PRESS TO COLLAR	2738	728	SWHC104	106
COLLAR, CUT FROM DRAW TYPE SHEAR PIN	VARIABLE	807	SNFCCXX	16
COLLAR AND DADO BLADES, REMOVE, RADIAL CIRCULAR SAW	115	567	MSUCR01	115
COLLET, CHANGE IN COLLET CHUCK	842	605	MSUCCO1	77

DEFENSE WORK MEASUREMENT STANDARD TIME DATA
NOUN/VERB INDEX

OPERATION/ELEMENT DESCRIPTION	TMU VALUE	OCCUP- ATION	DWMSTDP ELEMENT	PAGE
COLLET, INSTALL IN AND REMOVE FROM COLLET CHUCK	1888	604	MSUCT01	67
COLLET, OPEN AND CLOSE	VARIABLE	60X	MEMCOXX	14
COLLET, OPEN AND CLOSE	286	603	MEMCO01	26
COLUMN-SORT, SET, FIRST AND OTHER (TMM SORTING MACHINES)	VARIABLE	213	MMCSXX	34
COLUMN, LOCK OR UNLOCK ON CINCINNATI-RICKFORD RADIAL DRILL PRESS, MANUAL LOCK	287	606	MSUCL01	44
COMMUTATOR (STATOR AND ARMATURE), CLEAN WITH ERASER AND AIR	VARIABLE	721	SCLSCXX	92
COMMUTATOR, POLISH AND CLEAN WITH CROCUS CLOTH	486	721	SCLCP01	92
COMPARTMENT (DASH), OPEN AND CLOSE	102	U	MJPC002	35
COMPARTMENT (LOG-SINGLE AXLE ARTILLERY), OPEN AND CLOSE	134	929	MMHCO01	212
COMPARTMENT (TOCL), OPEN OR CLOSE MOUNTED ON TRUCK OR SIMILAR	73	U	MJPC001	35
COMPONENT (HAYONET TYPE), INSTALL	127	U	MJPC101	35
COMPONENT (HAYONET TYPE), REMOVE	69	U	MJPCR01	35
COMPONENT (ELECTRONIC), REPLACE	VARIABLE	72X	SDAERXX	49
COMPONENT (ELECTRONIC), REPLACE	TABLE	72X	SDAREXX	58
COMPONENT (PANEL LIGHTS), TEST	720	72X	SITCT03	65
COMPONENT (PIGTAIL), INSTALL	4798	710	SDAC101	30
COMPONENT (S), DEGREASE	VARIABLE	503	SCLCOXX	9
COMPONENT, CLEAN AND INSPECT	VARIABLE	7XX	SITCCXX	5
COMPONENT, CLEAN WITH BRUSH AND SOLVENT	VARIABLE	7XX	SCLCCXX	1
COMPONENT, CLEAN WITH VACUUM	VARIABLE	599	SCLCCXX	12
COMPONENT, DEMAGNETIZE	380	709	SDHCD01	28
COMPONENT, INSTALL AND REMOVE	TABLE	72X	SDAC1XX	47
COMPONENT, INSTALL WITH SOLDER	3480	72X	SDAC101	47
COMPONENT, INSTALL WITH SOLDER	7620	72X	SDAC102	47
COMPONENT, REPLACE	6851	72X	SDACR04	48
COMPONENT, REPLACE	VARIABLE	72X	SDHCRXX	80
COMPONENT, TEST IN VACUUM CHAMBER	1636	710	SITCT01	40
COMPONENT, TEST WITH MEGGER	1470	72X	SITCT04	65
COMPOUND (POTTING), REMOVE	5237	72X	MTLCR01	73
COMPOUND (SAL), SCRAPE OFF	351	U	MCLCS01	10
COMPOUND (STRIPPABLE), APPLY (SINGLE DIP)	1241	920	MDPCA01	9
COMPOUND (STRIPPABLE), APPLY (DOUBLE DIP)	1232	920	MDPCA02	9
CONCENTRICITY (ARMATURE), CHECK WITH DIAL INDICATOR	VARIABLE	721	SITCCXX	93

DEFENSE WORK MEASUREMENT STANDARD TIME DATA
NOUN/VERB INDEX

OPERATION/ELEMENT DESCRIPTION	TMU VALUE	OCCUPATION	DWNSHOP ELEMENT	
CONCRETE, CHIP WITH CHISEL AND HAMMER, SEVEN CUBIC INCHES	3699	844	MTLCC01	
CONDENSER (DISTRIBUTOR), TEST ON BENCH	1793	840	MITCT01	49
CONDENSER (DISTRIBUTOR), REMOVE FROM VEHICLE, TEST, AND REPLACE ON COMMERCIAL VEHICLE	3192	820	SITCR04	101
CONDENSER (IGNITER), REMOVE FROM MILITARY VEHICLE, TEST, AND REPLACE ON VEHICLE	VARIABLE	620	SITCRXX	101
CONDUIT (ELECTRICAL-ALUMINUM), MEASURE AND CUT	1690	728	MTPCM02	105
CONDUIT (ELECTRICAL-BRASS), MEASURE AND CUT	2490	728	MTPCM01	105
CONDUIT (ELECTRICAL-BRASS), DRESS AND FILE	3258	728	STPCD01	105
CONDUIT, BEND WITH HICKEY	VARIABLE	62X	STLCBXX	46
CONDUIT, BEND WITH HYDRAULIC BENDER	VARIABLE	62X	MTPCBXX	47
CONDUIT, REAM END, ONE INCH DIAMETER, HAND REAMER	175	62X	MTLCR01	46
CONDUIT, SOLDER	31460	728	SMTCS01	103
CONDUIT, SOLDER FERRULES AND INSTALL NUTS	7298	728	SDACS01	103
CONDUIT, STRIP AND INSTALL NUTS	12030	728	SMHCS01	107
CONEX, CLEAN IN PREPARATION FOR LOADING	3792	920	MJPCC01	13
CONEX, CLOSE AND SEAL	1514	920	MPKCC02	18
CONEX, PREPARE/COMPLETE FOR LOADING	13989	920	SPKCC03	38
CONEX, STENCIL	3969	920	SIDCS01	12
CONNECTOR (CABLE), INSTALL AND REMOVE	VARIABLE	72X	SMHCIXX	79
CONNECTOR (RESOLDERLESS), INSTALL, SPLIT BOLT TYPE	1411	621	SNFC101	49
CONNECTOR, DISCONNECT AND CONNECT	VARIABLE	72X	MOACDXX	48
CONNECTOR END (THREADED), REMOVE FROM COAXIAL CABLE	853	72X	SDACR06	48
CONNECTOR END, INSTALL ON COAXIAL CABLE	VARIABLE	72X	MWHCIXX	75
CONNECTOR END, REPLACE ON COAXIAL CABLE	7648	72X	SDACR05	48
CONTACTS, CLEAN WITH BRUSH	1734	72X	SCLCC01	43
CONTAINER (BULK), WEIGH, MEASURE AND CURE	5165	920	SPKCW02	39
CONTAINER (BULK), WEIGH AND MEASURE	1180	920	MGMCW02	10
CONTAINER (CARDBOARD), OPEN, STAPLED OR GLUED FLAP	137	920	MPKOC01	25
CONTAINER (CARDBOARD), OPEN	184	920	MPKOC02	25
CONTAINER (CYLINDRICAL), OPEN AND UNPACK	352	920	SPKCC01	30
CONTAINER (INSECTICIDE), ASSEMBLE TO CARRY	157	389	MJPCA01	15
CONTAINER (INSECTICIDE), OPEN	537	389	MJPCC01	15
CONTAINER (LIGHT PACK), WEIGH	499	920	MGMCW01	10
CONTAINER (PARCEL POST), LOAD FOR SHIPMENT	CON/VAR	922	KSHCLX8	150
CONTAINER (PARCEL POST), WEIGH AND LABEL	799	920	SPKCW01	39

DEFENSE WORK MEASUREMENT STANDARD TIME DATA
NOUN/VERB INDEX

OPERATION/ELEMENT DESCRIPTION	TMU VALUE	OCCUP- ATION	DWMSTOP ELEMENT	PAGE
CONTAINER(PLASTIC),CLOSE,SNAP-ON LTD	VARIABLE	U	BPKCCXX	7
CONTAINER(RIGID METAL),CLOSE AND SEAL	1434	920	MPKRC01	2
CONTAINER(TRASH),EMPTY,RENET CONTAINER, 16X16X33 INCHES	528	381	SCLCE01	11
CONTAINER(TRI-WALL),OPEN	1578	920	MPKTC01	24
CONTAINER,BLUNT CORNERS	410	920	MPKCB01	18
CONTAINER,DIP	VARIABLE	920	MOPCDXX	9
CONTAINER,DUMP PARTS	35	U	BOHCD01	62
CONTAINER,DUMP PARTS	129	U	MOHCD01	63
CONTAINER,MARK WITH DATE,NUMBER OF PIECES AND ORDER NUMBER	437	922	MWRCM01	169
CONTAINER,OBTAIN EMPTY AND ASIDE FULL	193	920	MOHCD01	11
CONTAINER,PREFARE TO HOLD IN ISSUE	VARIABLE	922	MOHCPXX	114
CONTAINER,RAISE AND PLACE DUNNAGE FOR EASY PICKUP	2544	922	MEHCRC1	84
CONTAINER,STENCIL/LABEL/STRAP-OFF LINE/LOW LINE	18208	920	SPKCS01	39
CONTAINER,STENCIL/LABEL/STRAP-ON LINE	6560	920	SPKCS02	39
CONTAINER,TURN (SLIDE)	TABLE	920	TDHCTXX	15
CONTAINER PLASTIC),TEAR APART	355	920	SPKCT01	39
CONTAINERS(CONSOLIDATED RECEIPTS),PREPARE AND DISPOSE	CON/VAR	922	KPKCPX1	118
CONTAINERS,LOAD INTO BOX	121	920	MPKCL01	19
CONTINUITY,CHECK	VARIABLE	72X	SITCCXX	64
CONTROL(CROSS FEED),ADJUST,SURFACE GRINDER	164	603	MEMCA01	26
CONTROL(FEED),ADJUST,POWER HACKSAW	160	607	MSUCA01	90
CONTROL(FOOT),OPERATE WITH PRESSURE	70	U	MACCD01	2
CONTROL(HEAD FEED),ADJUST,BLANCHARD ROTARY GRINDER	46	603	MSUCA01	35
CONTROL,ADJUST,ZERO METER WITH TOOL	161	U	MITCA04	30
CONTROL,ADJUST AND OBTAIN DIAL READING	165	U	MITCA01	29
CONTROL,ADJUST KNGB/DIAL AND READ	79	U	MITCA02	29
CONTROL,ADJUST WITH SCREWDRIVER,READ OSCILLOSCOPE	209	U	MITCA03	30
CONTROLS(HIAT),ADJUST ON WELDING MACHINE	56	81X	HACCA01	33
CONTROLS,ADJUST	VARIABLE	72X	MITCAXX	64
CONTROLS,ADJUST-LOOSEN AND TIGHTEN LOCKNUT	325	72X	MITCA03	64
CONTROLS,SET	VARIABLE	U	HACCSXX	3
CONVEYER,ADJUST,TOP AND THREE SIDES,4X20X56 INCHES	540	381	MCLDC01	8

OFFENSE WORK MEASUREMENT STANDARD TIME DATA
 HOUR/YEAR INDEX

OPERATION/ELEMENT DESCRIPTION	TNU VALUE	OCCUPATION	DWNSTDP ELEMENT	RATE
CONVEYOR(ROLLER).SET UP AND BREAK DOWN	41700	921	SJPC301	12
CONVEYOR(SKATE OR ROLLER).SET UP AND DISMANTLE	51572	921	...	81
CONVEYOR TRAVEL TIME	100		BMTCT01	70
COPIER(BRUNING).OPERATE	496	972	SPRC001	224
COPIES,PULL FROM FORM 1340-1	255	929	MPHCP01	219
COPY(MASTER).SELECT FROM RACK ON WALL(PER LETTER)	55	704	MJPCS01	17
COPY(MASTER).SELECT FROM WORK BENCH(PER LETTER)	26	704	MJPCS02	17
CURD(BLIND, VENETIAN).THREAD THRU OPENING IN SLATS	102	739	MDACT01	112
CURD(ELECTRIC).CONNECT AND DISCONNECT	VARIABLE	U	MJPCXX	35
CURD(ELECTRIC EXTENSION).UNCOIL.CONNECT. DISCONNECT AND COIL	1186	U	MJPCU01	35
CURD(PULL AND TILTING).INSTALL IN VENETIAN BLIND	1574	739	SDAC101	117
CURD(UPHOLSTERING).TIE ON SPRING	323	780	MNFCT01	124
CURD(VENETIAN BLIND.PULL AND TILTING).MEASURE AND CUT	1951	739	SGMCM01	114
CURD(VENETIAN BLIND.RAISING).INSTALL	592	739	MDACT01	111
CURD/WELT/STRAP.DIP IN WAX	VARIABLE	739	SOPCDXX	112
CURD.CUT WITH SCISSORS	131	920	MTLCC01	54
CORNER.BRUSH CLEAN.MOVE CHIPS ONE INCH	VARIABLE	6XX	NCLCBXX	1
CORNER.CLEAN WITH AIR	VARIABLE	6XX	NCLCCXX	1
CORROSION.REMOVE FROM SPOT ON SURFACE	VARIABLE	U	SCLCRXX	13
COUPLER/GEAR/SLEEVE OR COLLAR.REMOVE AND INSTALL WITH PIN OR CLAMP AND SET SCREW	VARIABLE	7XX	SDACRXX	2
COVER(BOX TYPE).PLACE ON UNIT	TABLE	7XX	SOHCPXX	10
COVER(BOX TYPE).REMOVE FROM UNIT	TABLE	7XX	SOHCRXX	10
COVER(FILM DEVELOPER).OPEN AND CLOSE	VARIABLE	976	SSUC001	225
COVER(FRONT WHEEL).REMOVE AND REPLACE.JCL AUTOMATIC THREAD GRINDERS	1774	609	MSUCR01	92
COVER(FROSTED GLOBE).REMOVE AND INSTALL INCANDESCENT FIXTURE.FOUR SCREWS	902	389	MTFCR01	17
COVER(HINGED-PIN TYPE).INSTALL AND CLOSE	255	7XX	MOHC101	8
COVER(HINGED).CLOSE	VARIABLE	7XX	MOHCXX	8
COVER(MOTOR).INSTALL	VARIABLE	721	SDAC1XX	93
COVER(MOTOR END).REMOVE	2190	721	MDACR01	92
COVER(PIPE).CUT WITH HACK SAW	VARIABLE	862	MTLCCXX	68
COVER(PIPE).GET AND POSITION ON PIPE.LENGTH OF COVER-THREE FEET	VARIABLE	862	MOHCGXX	85

DEFENSE WORK MEASUREMENT STANDARD TIME DATA
NOUN/VERB INDEX

OPERATION/ELEMENT DESCRIPTION	TMU VALUE	OCCUP- ATION	OWMSTDP ELEMENT	PAGE
COVER(PROTECTIVE-CLAMP ON TYPE).INSTALL ON PART	95	7XX	MNFC101	7
COVER(PROTECTIVE-CLAMP ON TYPE).REMOVE FROM PART	78	7XX	MNFCRC1	8
COVER(PROTECTIVE-EXPANDABLE BAND TYPE).INSTALL ON PART	116	7XX	MNFC102	8
COVER(RACEWAY BASE SECTION).INSTALL	586	82X	MDAC101	43
COVER(SPINDLE PULLEY).LOWER AND RAISE. CYLINDRICAL GRINDER	85	603	MSUCL01	35
COVER(TUBE TYPE OSCILLOSCOPE).TAKE OFF AND PUT ON	4679	726	SDACT01	100
COVER(UPHOLSTERY).FIT UNDER ADJOINING SURFACE	VARIABLE	780	SOHCFXX	127
COVER(WHEEL).OPEN AND CLOSE.LARGE COVER	252	603	MSUC001	35
COVER(WHEEL).REMOVE AND INSTALL	144	603	MSUCR01	36
COVER(WRAP AROUND OR CAP SHAPED).PLACE ON UNIT	VARIABLE	7XX	MOHCPXX	9
COVER(WRAP AROUND OR CAP SHAPED).REMOVE FROM UNIT/ITEM	VARIABLE	7XX	MOHCRXX	9
COVER/PANEL(ACCESS).INSTALL AND REMOVE	VARIABLE	7XX	SDAC1XX	1
COVER.CLOSE.CARRIAGE-CONTROL TAPE (IDM ACCTG MACHINE)-CLOSE CARRIAGE COVER	33	213	NOMCC01	32
COVER.OPEN	VARIABLE	7XX	MOHCOXX	8
COVER.RAISE.CARRIAGE-CONTROL TAPE (IDM ACCTG MACHINE)	36	213	NOMCR01	33
COVER.REMOVE FROM AND REINSTALL ON FLUSH TYPE LIGHTING FIXTURE	2829	389	SDACR01	15
COVER.REMOVE FROM PLASTIC CONTAINER.SNAP ON COVER.1-7 INCHES DIAMETER	39	U	HPKCR01	70
COVERALLS.PUT ON AND REMOVE	1145	U	MJPCP01	35
COVERING(BURLAP).REMOVE OR REPLACE	329	929	MCMCR01	213
COVER OR MATERIAL(UPHOLSTERY).STRETCH TO FIT OR TACK	63	780	SOHCS01	127
COVERS(GYRO-DUTER).REMOVE	351	710	SOHCR01	43
CRANE(TRUCK.WAREHOUSE).OPERATE	TABLE	921	TEHCCXX	61
CRANK(CROSSFEED).ENGAGE AND DISENGAGE ON MILLING MACHINE	52	605	MEMCE02	71
CRANK(LONGITUDINAL).ENGAGE AND DISENGAGE ON MILLING MACHINE	196	605	MEMCE01	71
CRANK(VERTICAL).ENGAGE AND DISENGAGE ON MILLING MACHINE	164	605	MEMCF03	71
CRANK.ENGAGE AND DISENGAGE	VARIABLE	605	MACCEXX	70
CRANK.ENGAGE ON SPLINES	31	U	BACCE01	1
CRANK.MOVE MOTIONS	TABLE	U	TACCPXX	6
CRANK.REMOVE FROM STORAGE PIN AND PLACE ON SHAFT AND RETURN TO STORAGE PIN	195	60X	MSUCR01	72

DEFENSE WORK MEASUREMENT STANDARD TIME DATA
NOUN/VERB INDEX

OPERATION/ELEMENT DESCRIPTION	TMU VALUE	OCCUPATION	DWNSTDP ELEMENT	
CRANK, TURN WITH CRANKING MOTION AND ALIGN	TABLE	U	TACCTXX	0
CRANK, WITH CRANKING MOTIONS	TABLE	U	TACPCXX	0
CRATE (ASSEMBLED), ATTACH TO SKID WITH LAG BOLTS	2904	000	HTLCA01	84
CRATE (PREFABRICATED), ASSEMBLE	37638	920	SPKCA01	90
CRATE (WIREBOUND), CLOSE FRONT AND BACK	267	920	MPKCC01	18
CRATE (WIREBOUND), OPEN WITH HAMMER	137	920	MPKCC07	20
CRATE (WIREBOUND), SECURE WITH WIRE LATCH	301	920	MPKCS01	20
CRATE, ASSEMBLE (OFF LINE/LOW LINE)	39542	920	SPKCA02	30
CRATE, PREPARE/COMPLETE ON LINE	22176	920	SPKCC02	37
CREAM (HAND), APPLY	VARIABLE	U	SJPCAXX	40
CREW/EQUIPMENT, ASSEMBLE AND MOVE TO AIRCRAFT TO UNLOAD	VARIABLE	922	KJPCAXX	114
CREW/EQUIPMENT, ASSEMBLE AND PREPARE TO OFF-LOAD AIRCRAFT	CON/VAR	922	KJPCAX1	114
CREW/EQUIPMENT, ASSEMBLE AND MOVE TO AIRCRAFT PARKING AREA TO UNLOAD-10K OR 25/40K LOADER	VARIABLE	922	KJPEAXX	116
CREW/EQUIPMENT, TRAVEL TO HOT SPOT/LOADING AREA	CON/VAR	922	KJPCTX1	115
CROSS SLIDE (WHEELHEAD), MOVE FOR OPERATION, INTERNAL GRINDER	90	603	MEMC01	20
CROSS SLIDE (WHEELHEAD), MOVE FOR SETUP, INTERNAL GRINDER	163	603	MSUNC01	38
CROSS SLIDE, MOVE TURRET LATHE	VARIABLE	604	MEMNCXX	45
CUME, COMPUTE USING COMPUTER (SLIDE RULE TYPE)	245	920	MCACC01	171
CUP (GREASE), SCREW DOWN	154	699	MLUCS01	119
CUP (RESIN MIXING), CLEAN	1026	754	SCLCC01	117
CUPS (TERMINAL-GYNO MOTOR), REMOVE	383	710	SDACR06	31
CURRENT, TEST FOR INSTRUMENT CALIBRATION	VARIABLE	72X	SITCTXX	65
CUSHIONING, APPLY	VARIABLE	920	MPKCAXX	18
CUSHIONING, GET	VARIABLE	920	MPKCGXX	19
CUT (TRIAL), MAKE FOR BORING HOLE	VARIABLE	605	MSUCMXX	78
CUT DEPTH, ADJUST	233	665	MEWCA01	114
CUTOFF (FUSED), OPEN OR CLOSE ON POLE WITH DISCONNECT STICK	202	821	MOHCO01	49
CUTTER (AND SLEEVE), ASSEMBLE INTO THURSTON CHUCK	157	605	MSUCA02	77
CUTTER (AND SLEEVE), REMOVE FROM THURSTON CHUCK	93	605	MSUCR01	78
CUTTER (BACKFACING), INSTALL ON BAR AND REMOVE FROM BAR, TO 1 7/16 INCH HOLE DIAMETER	122	606	MEMC101	81
CUTTER (BACKFACING), INSTALL INTO SLOT OF BAR AND REMOVE FROM SLOT, 1 7/16 INCH HOLE DIAMETER OR LENGTH	464	606	MEMC102	81

DEFENSE WORK MEASUREMENT STANDARD TIME DATA
NOUN/VERB INDEX

OPERATION/ELEMENT DESCRIPTION	TMU VALUE	OCCUP- ATION	DWMSTDP ELEMENT	PAGE
CUTTER(GASKET),ADJUST TO SIZE FOR RING GASKET	176	86X	MTLCA01	56
CUTTER(GASKET),OBTAIN FROM CASE AND PUT AWAY	256	86X	MOHCOG1	57
CUTTER(GASKET),POSITION TO BOARD AND REMOVE	173	86X	MTLCP01	58
CUTTER(OR ARBOR),DISASSEMBLE FROM ADAPTER	151	605	MSUCD01	77
CUTTER(OR ARBOR AND ADAPTER),ASSEMBLY	52	605	MSUCA01	77
CUTTER,MOVE AND POSITION TO BLADES	81	639	MEMCM01	111
CUTTER,OBTAIN AND MOVE	86	639	MOHCO01	112
CUTTER,PLACE ON ARBOR,MILLING MACHINE	171	605	MSUCP01	78
CUTTER,REMOVE FROM ARBOR	72	605	MSUCR02	78
CUTTER,REPOSITION FOR NEXT CUT(MACHINE)	150	781	MJPCF01	128
CYCLE DIALS(SPOT WELDING MACHINE),ADJUST	187	81X	MSUCA01	38
CYLINDER(COMPRESSED GAS),CLAMP IN VISE	754	549	MVSCC01	17
CYLINDER(COMPRESSED GAS),PURGE WITH OXYGEN	3242	549	SCLCP01	16
CYLINDER(COMPRESSED GAS),DISASSEMBLE(AUTOMATIC WRENCH/HAND WRENCH)	VARIABLE	549	SDACDXX	17
CYLINDER(COMPRESSED GAS-EMPTY),CONNECT TO VACUUM MACHINE	1537	549	MCLCC01	16
DADO(OR NUT),PLACE ON SAW SHAFT	47	667	MSUDP01	115
DATA,READ,(ADDITIONAL DATA UNIT) FROM SOURCE DOCUMENT	VARIABLE	213	MKPHDXX	43
DATE(CALENDAR),WRITE	VARIABLE	U	MWRDXX	115
DATE,CHANGE,ADJUSTABLE RUBBER DATE STAMP	126	U	MIDD001	22
DECAL(NON-PRESSURE SENSITIVE),INSTALL	346	U	MIDD101	22
DECAL(PRESSURE SENSITIVE),INSTALL,TO 1.5 X 2.5 INCHES	468	U	SIDD101	24
DECAL,REMOVE WITH TOOL	368	U	MIDDR01	22
DECAL ON ENVELOPE(PRESSURE SENSITIVE),APPLY TO SURFACE	VARIABLE	920	MIDDAXX	10
DECK,CHECK,CARD,BY RIFFLING	160	213	MKPDC01	41
DECK,INSERT,MICROFILM CARTRIDGE INTO MICROFILM READER	81	208	MFRD101	14
DECK,OBTAIN,MICROFILM CARTRIDGE FROM STORAGE FILE	83	208	MFRD001	14
DECK,REMOVE,MICROFILM CARTRIDGE FROM MICROFILM READER	34	208	MFRDR01	15
DECK,SIGHT-CHECK,CARD PUNCHING	VARIABLE	213	MKPOSXX	42
DECK,STORE, MICROFILM CARTRIDGE IN FILE	40	208	MFNDS01	15
DELETE-BAD ENTRY		922	JEMSSXZ	108
DELIVERY(FUEL),CHECK AND ADJUST,AMERICAN BOSCH PSB-1287 FUEL INJECTION PUMP	VARIABLE	620	SITCDXX	100
DELIVERY(FUEL),CHECK AND ADJUST,AMERICAN BOSCH,PSB-6A FUEL INJECTION PUMP	27130	620	SITCD03	100

DEFENSE WORK MEASUREMENT STANDARD TIME DATA
NOUN/VERB INDEX

OPERATION/ELEMENT DESCRIPTION	TMU VALUE	OCCUPATION	DWMSTDP ELEMENT	PAGE
DELIVERY(FUEL).CHECK AND ADJUST.SIMMONDS FUEL INJECTION PUMP	VARIABLE	620	SITDCXX	101
INTERUNITUM).FILL IN WOOD SURFACE	VARIABLE	763	SSROFXX	124
IDENT.REMOVE FROM ALUMINUM TO .064 INCH THICKNESS.PER SQUARE INCH	VARIABLE	607	STLDRXX	37
DEPLECCANT/INDICATOR.GET FROM DISPENSER	250	920	MPKOG01	21
DEPLECCANT OR HUMIDITY INDICATOR.ATTACH TO ITEM	416	920	MPKDA01	28
DEPLECCANT OR HUMIDITY INDICATOR.PUT IN BAG OR CONTAINER	298	920	MPKOP01	21
DESK.DUST BACK.60X30 INCHES	504	381	MCLDD03	9
DESK.DUST ONE END.14X30 INCHES	434	381	MCLDD02	9
DESK.DUST TOP.60X34 INCHES	699	381	MCLDD01	8
DETERGENT.OBTAIN AND PLACE IN WATER	580	181	MJP0001	14
DEVICE(HOLDING).POSITION ON GRINDER.PER DEVICE	136	639	MEMOP01	111
DEVICE.TEST FREQUENCY.PHASE OR MODULATION WITH OSCILLOSCOPE	2200	72X	SITDT03	66
DEVICE.TEST WITH SIMPSON 2600 CONSOLF	850	72X	SITDT01	63
DEVICE.TEST WITH AVIZU CONSOLF TEST SFT	2420	72X	SITDT02	66
DIAL(CROSS FEED).SET TO MARK.ENGINE LATHF	179	604	MEMDS01	44
DIAL(GRADUATED DEPTH).SET.RADIAL DRILL PRESS	436	606	MEMDS01	81
DIAL(INDICATOR).SFT UP AND DISMANTLE TO/FROM V BLOCK	637	721	SSUDS01	99
DIAL(PRESSURE GAUGE).REMOVE AND REPLACE	4006	710	SOADR01	31
DIAL.CLEAN WITH CLOTH	61	U	BCLDC01	8
DIAL.SET	VARIABLE	60X	MEMDS01	14
DIALS.SET TO ZERO ON MEASURING DEVICE(CLOTH)	130	929	MGMDS01	171
DIAMOND.INSERT IN AND REMOVE FROM HOLDER	60	603	MSUDI01	33
DIAMOND.SET ON RADIUS DRESSER WITH GAUGE BLOCK	117	603	MSUDS01	37
DIAMOND POINT.BRING TO WHEEL	162	603	MSUD801	36
DIAMONDS.INSERT IN AND REMOVE FROM DRUM DRESSER.JEL AUTCMATIC THREAD GRINDER.THREE DIAMONDS	537	609	MSUDI01	92
DIE(FOR TAP).ASSEMBLE TO OR DISASSEMBLE FROM CHUCK OR HANDLE.HAND-HELD	VARIABLE	U	MTLDAXX	89
DIE(FOR TAP).LUBRICATE WITH OIL FROM LEVER OR STAPHWAGN TYPE CAN	56	U	BLUDL01	46
DIE(STAMPING).SET UP	3660	728	SSUDS01	104
DIE(THREADING).INSTALL AND REMOVE.PIPE THREADING MACHINE	500	862	SSUDI01	67
DIE(THREADING).POSITION TO PIPE AND RETRACT. TOLDD MODEL 949 OR SIMILAR PIPE MACHINE	293	862	MSUOP01	67
DIE.BACK OFF THREADING TOOL.HAND-HELD PIPE DIE	617	862	MTLDB01	68

DEFENSE WORK MEASUREMENT STANDARD TIME DATA
NOUN/VERB INDEX

OPERATION/ELEMENT DESCRIPTION	TMU VALUE	OCCUPATION	OWNSTOP ELEMENT	PAGE
DIF. CHANGE IN STOCK, HAND THREADING DIE	211	8XX	MJPDC01	1
DIE, INSTALL	106	61S	MSUD101	94
DIE, INSTALL IN AND REMOVE FROM DIE STOCK, TWO SFYSCREWS SECURING	802	8XX	SJPD101	1
DIE, POSITION TO PIPE AND START FIRST THREAD, HAND-HELD PIPE DIE	116	862	MTLDP01	68
DIFFUSER (GLASS), REMOVE AND INSTALL ON FLUORESCENT FIXTURE, CLIP-HELD	197	389	MOHDR01	16
DIGIT(S) (MIXED NUMBER), READ & RETAIN	VARIABLE	U	BRDRRXX	76
DIGIT(S), ALPHA-NUMERIC, READ & RETAIN EYE TRAVEL TO & FROM NUMBER	TABLE	U	TRDDAXX	77
DIGIT(S), ENTER	VARIABLE	216	MCADEXX	46
DIGIT(S), NUMERIC, READ & RETAIN, EYE TRAVEL TO & FROM NUMBER	TABLE	U	TRDDNXX	77
DIMENSION, MEASURE AND MARK	TABLE	U	SLODMXX	45
DIMPLE (COLD), FORM WITH HAND DIMPLER	VARIABLE	800	STLDFXX	12
DIMPLE MACHINE, SET UP (COLD)	3359	800	SSUDS01	11
DIPSTICK, WIPE WITH CLOTH	45	U	BCLOW01	8
DISC (FIBER), INSTALL ON FLUORESCENT TUBE	82	389	MOHD101	16
DISENGAGE ONE OBJECT FROM ANOTHER OBJECT	VARIABLE	U	BELDEXX	17
DISPENSER (SOAP), OPEN, CHECK SOAP LEVEL, AND CLOSE	107	381	MCLD001	9
DISTORTION, DETERMINE	3629	726	SITDD01	100
DISTRIBUTOR (IGNITION), TEST ON SUN UNIVERSAL DIAGNOSIS TESTER	VARIABLE	620	SITOTXX	102
DIVIDERS, USE TO SCRIBE 90-DEGREE ARC	152	809	MTLDC01	33
DOCK (HYDRAULIC), OPERATE	2909	921	MHTD001	74
DOCUMENT (BREAKDOWN OF CONSOLIDATED PACK), PROCESS	1271	222	SWRDP16	53
DOCUMENT (COPY, DRAFT), OBTAIN, FROM DESK DRAWER	62	209	MPHDC01	27
DOCUMENT (COPY, DRAFT), OBTAIN, AND MOVE TO WORK- PLACE/TYPERWRITER	32	203	MPHDO02	27
DOCUMENT (OD FORM 6-DAMAGED/IMPROPER SHIPMENT REPORT), PROCESS	6397	222	SWRDP2C	54
DOCUMENT (OD FORM 808-OVER/SHORT FREIGHT), PROCESS	6483	222	SWRDP19	54
DOCUMENT (INTRA-DEPOT MOVEMENT), PROCESS	617	222	SWRDP22	54
DOCUMENT (KEY-PACK MULTI-LINE PACKS), PROCESS	848	222	SWRDP25	51
DOCUMENT (OTHER THAN KEY-PACKING MULTI-LINE ITEM PACK), PROCESS	676	222	SWRDP14	53
DOCUMENT (PER BILL OF LADING-SHIPING), PROCESS	917	222	SWRDP02	51
DOCUMENT (PER BILL OF LADING RECEIVED), PROCESS	1495	222	SWRDP03	1

DEFENSE WORK MEASUREMENT STANDARD TIME DATA
NOUN/VERB INDEX

OPERATION/ELEMENT DESCRIPTION	TMU VALUE	OCCUPATION	DWMSTOP ELEMENT	PAGE
DOCUMENT(PER LINE ISSUED),PROCESS	1025	222	SWRDP21	51
DOCUMENT(PER LINE ITEM ISSUED),PROCESS AND ATTACH TO CONTAINER	1911	922	KWRDP01	170
DOCUMENT(PER LINE ITEM PACKAGED),PROCESS	1702	222	SWRDP08	52
DOCUMENT(PER LINE ITEM RECEIVED),PROCESS	1358	222	SWRDP12	53
DOCUMENT(PER LINE ITEM RECEIVED-LOT SEGREGATION REQUIRED),PROCESS	2282	222	SWRDP13	53
DOCUMENT(PER LINE ITEM SHIPPED),PROCESS	954	222	SWRDP09	52
DOCUMENT(PER LINE ITEM SHIPPED-LOT VERIFICATION REQUIRED),PROCESS	1878	222	SWRDP10	52
DOCUMENT(PER PACKING LIST-KEY DOC.),PROCESS	1531	222	SWRDP15	53
DOCUMENT(PER PALLET SHIPPED OR RECEIVED),PROCESS	429	222	SWRDP01	51
DOCUMENT(PER PARCEL POST ITEM RECEIVED),PROCESS	1426	222	SWRDP11	52
DOCUMENT(S),INSERT,IN ENVELOPES	VARIABLE	209	MPHDIXX	27
DOCUMENT(S),REMOVE,FROM ENVELOPE	VARIABLE	209	MPHORXX	27
DOCUMENT(S),TURN,WITH BOTH HANDS	VARIABLE	209	BPHDTXX	26
DOCUMENT(SINGLE LINE ITEM-PARCEL POST-PACK),PROCESS	501	222	SWRDP04	51
DOCUMENT,ATTACH,TO DATA CARDS	593	222	MIDDA01	49
DOCUMENT,ATTACH TO ITEM WITH RUBBER BAND	212	U	MPHDA01	69
DOCUMENT,DETACH FROM ITEM AND UNROLL,DOCUMENT SECURED WITH RUBBER BAND	139	U	MPHDD01	69
DOCUMENT,FILING,IN MANILA FOLDER	56	206	MFLOF01	8
DOCUMENT,FOLD,THRU A 1/2 X 15 INCH SIZE,TWO FOLDS	150	209	MPHDF01	27
DOCUMENT,LOCATE,POSITION IN FOLDER CONTAINING DOCUMENTS-SIZE 8X10 TO 8-1/2X14	VARIABLE	206	BFLDLXX	6
DOCUMENT,PLACE INTO PLASTIC PROTECTOR,TO 9X11 INCHES	86	920	MPHDP03	15
DOCUMENT,PROCESS-PER BIN STOW(ONE LINE ITEM)	1466	222	SWRDP24	55
DOCUMENT,PROCESS-PER BIN REPLENISHMENT	4721	222	SWRDP17	55
DOCUMENT,PROCESS-PER LINE ITEM RECEIVED AT OCEAN TERMINAL	1598	222	SWRDP06	52
DOCUMENT,PROCESS-PER LINE ITEM PACKED	565	222	SWRDP07	52
DOCUMENT,PROCESS-PER LINE ITEM SHIPPED FROM OCEAN TERMINAL	1121	222	SWRDP18	53
DOCUMENT,PROCESS-PER PIECE(AIR CARGO) RECEIVED	714	222	SWRDP23	55
DOCUMENT,PROCESS PER CONEX	1129	920	SPKDP01	39
DOCUMENT,PROCESS PER PACK-MULTIPLE LINE ITEM PER PACK	2143	920	SPKDP02	40

DEFENSE WORK MEASUREMENT STANDARD TIME DATA
NOUN/VERB INDEX

OPERATION/ELEMENT DESCRIPTION	TMU VALUE	OCCUPATION	DWMSTOP ELEMENT	PAGE
DOCUMENT, REMOVE FROM AND RETURN TO PLASTIC BAG	128	U	MPHDR02	70
DOCUMENT, REMOVE FROM BAG, UNFOLD, FOLD, AND REPLACE IN BAG	275	U	MPHDR01	70
DOCUMENT, REVIEW, PULL CARDS TO COMPARE DATA.	297	222	MIDDR02	49
DOCUMENT, REVIEW, SHIPMENT PLANNING WORK SHEET, FOR ENTRIES, MATCH CARDS	492	222	MIDDR01	49
DOCUMENT, SORT, SHEETS/PAGES, BY HAND	VARIABLE	206	MPHDSXX	29
DOCUMENT, STAMP, WITH A PLUNGER TYPE NUMBERING INK STAMP TO A CLOSE LOCATION, FIRST DOCUMENT	27	209	MIDDS07	16
DOCUMENT, STAMP, WITH A PLUNGER TYPE NUMBERING INK STAMP TO A CLOSE LOCATION, ADDITIONAL DOCUMENTS AND ASIDE	78	209	MIDDS08	16
DOCUMENT, STAMP, WITH A PLUNGER TYPE NUMBERING INK STAMP TO AN APPROXIMATE LOCATION, FIRST DOCUMENT	21	209	MIDDS09	16
DOCUMENT, STAMP, WITH A PLUNGER TYPE NUMBERING INK STAMP TO AN APPROXIMATE LOCATION, ADDITIONAL DOCUMENT AND ASIDE	65	209	MIDDS10	17
DOCUMENT, STAMP, WITH AUTOMATIC TIME STAMP	26	209	MIDDS01	15
DOCUMENT, STAMP, WITH MANUAL TYPE STAMP	31	209	MIDDS02	15
DOCUMENT, STAMP, WITH RUBBER INK STAMP TO A CLOSE LOCATION, FIRST DOCUMENT	47	209	MIDDS03	15
DOCUMENT, STAMP, WITH RUBBER INK STAMP TO A CLOSE LOCATION, EACH ADDITIONAL UP TO FIVE DOCUMENTS AND ASIDE	62	209	MIDDS04	16
DOCUMENT, STAMP, WITH RUBBER INK STAMP TO AN APPROXIMATE LOCATION, FIRST DOCUMENT	35	209	MIDDS05	16
DOCUMENT, STAMP, WITH RUBBER INK STAMP TO AN APPROXIMATE LOCATION, EACH ADDITIONAL UP TO FIVE DOCUMENTS AND ASIDE	55	209	MIDDS06	16
DOCUMENT, SUSPENSE, PLACE IN, REMOVE FROM FILE	232	206	MFLDS01	8
DOCUMENT, TAPE TO CONTAINER	VARIABLE	920	MNFDTXX	13
DOCUMENT, TURN, ASIDE SOURCE DOCUMENT	VARIABLE	213	MKPDYXX	42
DOCUMENT, UNFOLD, THRU A 1/2 X 15 INCH SIZE, TWO FOLDS	48	209	MPHDU01	28
DOCUMENTS (AND TOTE TRAYS), ASSEMBLE FOR ISSUE	478	922	SJPOA01	112
DOCUMENTS (BUNDLE), PLACE OR REMOVE FROM CONTAINER	VARIABLE	920	MPHDPXX	15
DOCUMENTS (PER BUNDLED OR BANDED ITEMS), PROCESS	1524	920	SPKDP06	40
DOCUMENTS (PER JIFFY BAG PACKED), PROCESS	1664	920	SPKDP07	40
DOCUMENTS (RECEIVING), REMOVE, MATCH AND ATTACH TO CONTAINER	1263	922	SIDDR01	111
DOCUMENTS, ALIGN, PATCH, CARDS/SHEETS (PAPERS)	TABLE	209	TPHDAXX	30
DOCUMENTS, ATTACH TO RAILROAD CAR	1325	929	MNFDA01	211
DOCUMENTS, HANDLE, SINGLE OR BATCH AT FILE LOCATION	TABLE	206	TFLOHXX	9

DEFENSE WORK MEASUREMENT STANDARD TIME DATA
NOUN/VERB INDEX

OPERATION/ELEMENT DESCRIPTION	TMU VALUE	OCCUPATION	DWMSTDP ELEMENT	PAGE
DOCUMENTS, MATCH	VARIABLE	222	MIDDHXX	41
DOCUMENTS, PROCESS PER LINE ITEM-SINGLE LINE ITEM PER PACK OR MULTIPLE PACKS PER LINE ITEM	2616	920	SPKDP04	40
DOCUMENTS, PROCESS PER LINE ITEM-MULTIPLE LINE ITEMS PER PACK	1763	920	SPKDP05	40
DOCUMENTS, PROCESS PER PACKED AS RECEIVED	2616	920	SPKDP03	40
DOCUMENTS, REMOVE FROM CARRIER	178	929	MNFDR01	211
DOCUMENTS, STAPLE	TABLE	209	TPFDSXX	25
DOG(CAM GRIP), INSTALL AND REMOVE	121	604	BEND101	43
DOG(DRIVING), PLACE ON PART AND REMOVE	112	603	MEMDP01	28
DOG(TABLE REVERSING), MOVE TO NEW POSITION	49	603	MSUDH01	36
DOG, INSTALL ON AND REMOVE FROM PART, BENT TAIL TYPE DOG	765	604	MEND101	44
DOLLY(FURNITURE-NON POWERED), MOVE BY HAND	301	929	MMHTN01	209
DOLLY(PALLET), MOVE MANUALLY WITHIN CARRIER	1418	929	MMHDM01	208
DOLLY(PALLET), PLACE IN CARRIER BY FORKLIFT TRUCK AND RETURN DOLLY TO STORAGE	CON/VAR	922	SEMDPX1	98
DOOR(BOTTOM GUARD), OPEN AND CLOSE, DO-ALL CONTOUR SAW	236	607	MEMD002	87
DOOR(BOXCAR), CLOSE, SINGLE AND DOUBLE(ONE SIDE)	VARIABLE	929	MJPD0XX	173
DOOR(BOXCAR), OPEN, SINGLE	273	929	MJPDD10	174
DOOR(BOXCAR), SECURE WITH CAM AND HASP	137	929	MJPDS01	174
DOOR(BOXCAR), UNLATCH	171	929	MJPDU01	174
DOOR(BUTLER HUT), OPEN AND SECURE	VARIABLE	929	SJPDBXX	178
DOOR(CABINET), CLOSE AND OPEN, SWING OR SLIDE	VARIABLE	U	MJPD0XX	36
DOOR(CABINET), CLOSE AND OPEN, UNLOCK AND LOCK	276	U	MJPD005	36
DOOR(CABINET), CLOSE AND OPEN, SINGLE OR DOUBLE WITH LOCKING HANDLE OR KNOB	128	U	MJPD006	36
DOOR(CABINET), CLOSE AND OPEN, SECURED WITH PIN LATCH	349	U	MJPD007	36
DOOR(CONE), OPEN AND CLOSE	1448	920	MPKDD01	21
DOOR(DOUBLE-BOXCAR), OPEN	586	929	MJPDD11	174
DOOR(DOUBLE-BOXCAR), BREAK SEAL, OPEN FROM DOCK	891	929	MJPDD12	174
DOOR(OFFICE), UNLOCK	143	U	MOHDD01	65
DOOR(OVERHEAD), RAISE AND LOWER, MANUALLY	463	U	MOHDR01	65
DOOR(PASSAGE), CLOSE, SLIDING	138	U	MOHDD10	64
DOOR(PASSAGE), OPEN, SLIDING	111	U	MOHDD09	64
DOOR(PASSAGE), OPEN AND CLOSE WITH DOORKNOBS PUSH OR PULL REQUIRED TO OPEN DOOR	108	U	MOHDD01	63
DOOR(PASSAGE), OPEN AND CLOSE, WITH DOORKNOBS AND CLOSER MECHANISM, PUSH REQUIRED TO OPEN DOOR	68	U	MOHDD02	63

DEFENSE WORK MEASUREMENT STANDARD TIME DATA
NOUN/VERB INDEX

OPERATION/ELEMENT DESCRIPTION	TNU VALUE	OCCUPATION	DWNSTDP ELEMENT	PAGE
DOOR(PASSAGE), OPEN AND CLOSE, WITH DOORKNOB, PULL TO OPEN, WITH AUTOMATIC CLOSER	90	U	MOH0003	64
DOOR(PASSAGE), OPEN AND CLOSE, NO LATCH, PUSH TO OPEN, WITH AUTOMATIC DOOR CLOSER	75	U	MOH0004	64
DOOR(PASSAGE), OPEN AND CLOSE, NO LATCH, PULL TO OPEN, WITH AUTOMATIC DOOR CLOSER	114	U	MOH0005	64
DOOR(PASSAGE), OPEN AND CLOSE, QUICK RELEASE, PUSH TO OPEN, WITH AUTOMATIC CLOSER	91	U	MOH0006	64
DOOR(PASSAGE), OPEN AND CLOSE, QUICK RELEASE, PULL TO OPEN, WITH AUTOMATIC CLOSER	127	U	MOH0007	64
DOOR(PASSAGE), OPEN AND CLOSE, TWO-WAY SWINGING	75	U	MOH0008	64
DOOR(SLIDING DOUBLE), OPEN OR CLOSE (BUTLER MUT)	VARIABLE	929	MJPDHXX	173
DOOR(TOP GUARD), OPEN AND CLOSE, DO-ALL CONTOUR SAW	209	607	MEM0001	87
DOOR(TRAILER), OPEN AND CLOSE (ATTACH/REMOVE SFAL)	VARIABLE	929	MJPDTHX	174
DOOR(TRAILER-SIDE AND/OR REAR), OPEN AND CLOSE	VARIABLE	929	MJPD0XX	174
DOOR(TUMBLER), LOCK OR UNLOCK	105	599	MNFGL01	21
DOOR(TUMBLER), POSITION ON TUMBLER	49	599	MOH0P01	21
DOOR(TUMBLER), REMOVE	39	599	MOH0R01	21
DOOR(4X6 FOOT OVEN), OPEN AND/OR CLOSE	VARIABLE	621	MOH0UXX	110
DOOR, FIREWALL, OPEN AND CLOSE	VARIABLE	929	MOHDFXX	213
DOORS (BASKET-HINGED, DOUBLE, SWINGING), OPEN AND CLOSE	VARIABLE	599	SJPD0XX	20
DOORS (BUILDING), OPEN AND SECURE	VARIABLE	929	SJPC0XX	179
DOORS (HINGED, DOUBLE), OPEN/CLOSE	VARIABLE	929	MOH0DXX	213
DOORS (MAGAZINE), OPEN AND SECURE	1649	929	SJPD003	179
DOT, CIRCLE	55	781	ML00C01	128
DOUBLER (OR FILLER), FABRICATE, FLAT CIRCULAR	VARIABLE	807	SFADFXX	13
DRAW BAR, ASSEMBLE TO AND DISASSEMBLE FROM COLLET, SPEED LATHE	2777	604	MSUDA01	67
DRAWER (FILING CABINET), UNLOCK, OPEN, CLOSE, AND LOCK	492	U	SOGDUC1	62
DRAWER (FILING CABINET), UNLOCK, OPEN, CLOSE, AND LOCK	719	U	SOGDL02	62
DRAWER (STORAGE), OPEN AND CLOSE	VARIABLE	U	MJPD0XX	36
DRAWER (TOOL BOX), OPEN AND CLOSE	30	U	MJPD009	37
DRAWER, CLOSE, DESK, ALL SIDES & CENTER	VARIABLE	209	MOGDCXX	20
DRAWER, MOVE, OPEN AND CLOSE CARD CABINET	VARIABLE	211	MKPDHXX	42
DRAWER, OPEN, DESK, ALL SIDES AND CENTER	VARIABLE	209	MOGDOXX	20
DRESSER (DRUM), ATTACH TWO HOLDING SPRINGS, JLL AUTOMATIC THREAD GRINDERS	661	609	MSUDA01	92

DEFENSE WORK MEASUREMENT STANDARD TIME DATA
NOUN/VERB INDEX

OPERATION/ELEMENT DESCRIPTION	TMU VALUE	OCCUP- ATION	DWMSTDP ELEMENT	PAGE
DRESSER(DRUM), LOCK OR UNLOCK WITH TRYING DEVICE LOCK, J&L AUTOMATIC THREAD GRINDER	203	609	MSUDL01	92
DRESSER(RADIUS), ADJUST	82	50	MSUAD01	36
DRESSER(RADIUS), INSTALL AND REMOVE, INTERNAL GRINDER	87	603	MSUID01	36
DRESSER(RADIUS OR ANGLE), ATTACH AND REMOVE, CYLINDRICAL GRINDER	213	603	MSUDA01	36
DRESSER(WHEEL), REMOVE FROM MACHINE, CYLINDRICAL GRINDER	160	603	MSUDR01	36
DRILL(PORTABLE), PREPARE TO USE	481	7XX	SJPD01	6
DRILL(PORTABLE-MAGNETIC BASE), SET UP	1199	7XX	SJPOS01	6
DRILL(SPIRAL), POSITION TO MARK AND REMOVE	37	860	MTLOP01	60
DRILL, LUBRICATE TO DRILL PLASTIC	VARIABLE	754	SLUDLXX	120
DRILL, POSITION FOR DRILLING, HAND WELD PORTABLE POWER DRILL	VARIABLE	U	MTPDPXX	105
DRIVE(MECHANICAL-HPCORDER SPEED), SET OR RESET	51	720	SACDS01	91
DRIVER(WORK), POSITION ON HEADSTOCK, CYLINDRICAL GRINDER	53	403	MSUDP01	36
DRUM(STORAGE), OPEN	170	U	MPKDC01	72
DRUM, INSTALL PROGRAM TYPE ON IBM CARD PUNCH MACHINE	106	213	MKPD101	41
DRUM, MANHANDLE TO PALLET	431	929	MCHDM01	213
DRUM, REMOVE PROGRAM TYPE FROM IBM CARD PUNCH MACHINE	91	213	MKPD01	42
DRUMS(55 GALLON CYLINDERS, SELECT FROM STORAGE, (FULL OR PARTIAL PALLETS)	VARIABLE	922	JEMDSX1	105
DRYER, UNLOAD	414	503	SJPDU01	14
DUNNAGE(STORAGE), POSITION MANUALLY FOR STACKING MATERIAL	518	929	MCHDP01	213
DUNNAGE(STORAGE), REMOVE MANUALLY	430	929	MCHDR01	213
DYE PENETRANT, INSPECT METAL SURFACE, PER 12 SQUARE INCHES	VARIABLE	709	SITDIXX	24
EARMUFFS, PUT ON AND REMOVE	131	U	MJPEP01	37
EDGE, FILE	TABLE	705	TTLEFXX	20
EDGE, FILE	TABLE	60X	TTLEFXX	24
EDGE, GRIND TO BURR(MACHINE)	VARIABLE	705	MTPEGXX	21
EDGE, MASK WITH PAPER TAPE	VARIABLE	U	MNFENXX	49
ELECTRODE(MELT-ARC WELDING), GRIND	221	810	MJPEG01	39
ELECTRODE(MELT-ARC WELDING), CHANGE	VARIABLE	810	SJPECXX	39
ELECTRODE(TUNGSTEN), CHANGE IN TOUCH	350	81X	MJPEC01	35
ELECTRODE, POSITION AND STRIKE ARC	53	810	MNFEP01	40
ELEVATOR(CARGO), LOWER OR RAISE	2467	921	MMHEL01	64

OFFENSE WORK MEASUREMENT STANDARD TIME DATA
NOUN/VERB INDEX

OPERATION/ELEMENT DESCRIPTION	TMU VALUE	OCCUPATION	DWSTOP ELEMENT	PAGE
EMERY (OR CROCUS CLOTH). PLACE ON CLEANING ROD	327	6XX	MJHEP01	4
EMERY (OR CROCUS CLOTH). REMOVE STRIP UP TO 27 INCHES IN LENGTH FROM ROLL	193	6XX	MJPERC1	4
EMERY (OR CROCUS CLOTH). TEAR OFF USED END	75	6XX	MJPET01	4
END (CRATE). GET AND INSTALL	162	920	MOHEG01	13
END PLAY (ARMATURE). CHECK	6310	721	SITECO1	98
ENGINE. START. TWO-CYCLE. TWO-HORSEPOWER GASOLINE ENGINE OR SIMILAR WITH ROPE STARTER	VARIABLE	497	SACESXX	1
ENVELOPE (PARTS). OPEN AND REMOVE CONTENTS	VARIABLE	U	MPKEOXX	72
ENVELOPE (TACKED TO CARRIER WALL). TEAR OPEN	73	922	MPFEG01	116
ENVELOPE. NAIL TO CONTAINER	811	920	MPKEN01	21
ENVELOPE. OPEN. EMPTY. AND ASIDE	TABLE	U	TPKFCXX	74
ENVELOPE. OPEN. MAILING TYPE	76	209	MPHEO01	28
ENVELOPE. OPEN BY TEARING END	VARIABLE	U	MPKEOXX	71
ENVELOPE. SEAL. GUMMED FLAP	VARIABLE	209	MPHESXX	28
ENVELOPE. TYPE. MAILING ADDRESS	VARIABLE	203	STYETXX	5
EQUIPMENT (ELECTRIC FORKLIFT AND DOOR PLATE). SET UP AND SECURE	2360	922	SJPES01	112
EQUIPMENT (LIGHTING). OPERATE	VARIABLE	929	SACEOXX	170
EQUIPMENT. RAISE OR LOWER ON PCLE WITH HANDLINE	359	821	MOHER01	50
ERONEL. APPLY BY DIPPING	VARIABLE	90X	SOPEAXX	2
ERONEL. APPLY WITH APPLICATOR (TOUCH UP)	VARIABLE	90X	SPAEAXX	4
ERONEL. TRIM FROM PERIMETER PLATE AREA	TABLE	500	SJPETXX	5
EXTENDED DISTANCE	?	U	UEI 001	18
EYE. FOCUS ON OBJECT	?	U	BELEF01	18
EYE. TRAVEL	VARIABLE	U	BELETXX	18
EYE. TRAVEL FROM POINT TO POINT TO INSPECT	TABLE	U	TITETXX	32
EYEBOLT. INSTALL IN AND REMOVE FROM CHUCK	737	60X	MSUET01	22
EYE LOUPE (FRAME/EYE WELD). PREPARE TO USE	VARIABLE	7XX	MJPEPXX	6
EYE VINES. SHIFT FROM POINT TO POINT	VARIABLE	U	BITETXX	26
FACPLATE. COLLET. OR CHUCK. LOOSEN AND TIGHTEN. CAM LOCK TYPE	2105	604	MSUFLO1	68
FASTENER (ANCHORED). INSTALL MISSING FLOATING OR CHANNEL NUT ONLY. ALL TYPES. FIRST PIECE	497	807	SNFFI01	16
FASTENER (ANCHORED). INSTALL MISSING FLOATING OR CHANNEL NUT ONLY. ALL TYPES. ADDITIONAL PIECE	454	807	SNFFI02	16
FASTENER (ANCHORED). INSTALL CAMLOC OR AIRLOC RECEPTACLE. OR OZUS SPRING. 1-MAN OPERATION. FIRST PIECE	3610	807	SNFFI03	17
FASTENER (ANCHORED). INSTALL CAMLOC OR AIRLOC RECEPTACLE. OR OZUS SPRING. 1-MAN OPERATION. ADDITIONAL PIECE	1840	807	SNFFI04	17

DEFENSE WORK MEASUREMENT STANDARD TIME DATA
NOUN/VERB INDEX

OPERATION/ELEMENT DESCRIPTION	TMU VALUE	OCCUPATION	DWMSTDP ELEMENT	PAGE
FASTENER(ANCHORED).INSTALL CAMLOC OR AIRLOC RECEPTACLE,OR DZUS SPRING,2-MAN OPERATION, FIRST PIECE	5775	807	SNFF105	17
FASTENER(ANCHORED).INSTALL CAMLOC OR AIRLOC RECEPTACLE OR DZUS SPRING,2-MAN OPERATION, ADDITIONAL	3280	807	SNFF106	18
FASTENER(ANCHORED).INSTALL CHANNEL NUT ASSEMBLY WITH BLIND RIVETS,FIRST OR SINGLE THREE-NUT LENGTH	18850	807	SNFF107	18
FASTENER(ANCHORED).INSTALL CHANNEL NUT ASSEMBLY WITH BLIND RIVETS,EACH ADDITIONAL THREE-NUT LENGTH	4530	807	SNFF108	18
FASTENER(ANCHORED).INSTALL CHANNEL NUT ASSEMBLY TO EXISTING HOLES WITH BLIND RIVETS, FIRST OR SINGLE THREE-NUT LENGTH	14970	807	SNFF109	18
FASTENER(ANCHORED).INSTALL CHANNEL NUT ASSEMBLY TO EXISTING HOLES WITH BLIND RIVETS, EACH ADDITIONAL THREE-NUT LENGTH	2880	807	SNFF110	18
FASTENER(ANCHORED).INSTALL NUT PLATE,1-MAN OPERATION,ALL TYPES,FIRST PIECE	5390	807	SNFF111	19
FASTENER(ANCHORED).INSTALL NUT PLATE,1-MAN OPERATION,ALL TYPES,ADDITIONAL	3180	807	SNFF112	19
FASTENER(ANCHORED).INSTALL DILL NUT WITH TOOL, FIRST PIECE	883	807	STFF101	28
FASTENER(ANCHORED).INSTALL DILL NUT WITH TOOL, ADDITIONAL PIECE	730	807	STFF102	28
FASTENER(ANCHORED).INSTALL RIV-NUT,FIRST PIECE	610	807	STFF103	28
FASTENER(ANCHORED).INSTALL RIV-NUT,ADDITIONAL	550	807	STFF104	29
FASTENER(ANCHORED).PREPARE HOLE AND INSTALL	VARIABLE	807	SNFFPXX	20
FASTENER(ANCHORED).REMOVE WORN OR STRIPPED FLOATING OR CHANNEL NUT ONLY	VARIABLE	807	SNFRFX	24
FASTENER(ANCHORED).REMOVE DILL NUT	VARIABLE	807	STFRXX	29
FASTENER(ANCHORED).REPLACE	VARIABLE	807	SNFRXX	31
FASTENER(BLIND).REMOVE,DEUTSCH DRIVE PIN RIVET	VARIABLE	800	SNFRXX	8
FASTENER(BUTTON AND SOCKET OR STUD AND EYELET).INSTALL	810	739	SPAF101	113
FASTENER(CAMLOC).LOOSEN	VARIABLE	80X	MNFFLXX	3
FASTENER(CAMLOC).TIGHTEN	VARIABLE	80X	MNFFTXX	3
FASTENER(CLECO).INSTALL(TEMPORARY)	VARIABLE	70X	SCPFIXX	16
FASTENER(CLECO).REMOVE	VARIABLE	70X	SCPFRXX	16
FASTENER(HIGH STRENGTH).INSTALL	VARIABLE	80X	SNFFIXX	1
FASTENER(SNAP OR GROMMET).PREPARE TO INSTALL	1043	739	SJPP01	114
FASTENER(THREADED).GET(EASY)AND START(VISIBLE)	VARIABLE	U	MTFFGXX	81
FASTENER(THREADED).GET(JUMBLED)AND START (VISIBLE)	VARIABLE	U	MTFFPXX	82
FASTENER(THREADED).GET(JUMBLED SINO) AND START (VISIBLE)	VARIABLE	U	MTFFSXX	82

DEFENSE WORK MEASUREMENT STANDARD TIME DATA
NOUN/VERB INDEX

OPERATION/ELEMENT DESCRIPTION	TMU VALUE	OCCUPATION	DWMSTDP ELEMENT	PAGE
FASTENER(THREADED), INSTALL	VARIABLE	U	MTFFIXX	81
FASTENER(THREADED), INSTALL WITH POWER TOOL	VARIABLE	U	MTPFIXX	105
FASTENER(THREADED), INSTALL	TABLE	U	STLFIXX	100
FASTENER(THREADED), INSTALL WITH POWER TOOL	VARIABLE	U	STPFIXX	106
FASTENER(THREADED), INSTALL WITH HAND	TABLE	U	TTFFIXX	83
FASTENER(THREADED), INSTALL WITH HAND TOOL	TABLE	U	TTLFIXX	93
FASTENER(THREADED), LOOSEN WITH HAMMER OR Mallet	VARIABLE	U	MTLFLXX	80
FASTENER(THREADED), POSITION IN HOLE	80	U	MTFFFO1	82
FASTENER(THREADED), REMOVE WITH POWER TOOL	VARIABLE	U	MTPFRRX	105
FASTENER(THREADED), REMOVE	TABLE	U	STLFRXX	102
FASTENER(THREADED), REMOVE WITH POWER TOOL	VARIABLE	U	STPFRRX	106
FASTENER(THREADED), REMOVE WITH HAND	TABLE	U	TTFFRRX	83
FASTENER(THREADED), REMOVE WITH HAND TOOL	TABLE	U	TTLFRXX	95
FASTENER(THREADED), SPIN	10	U	BTFFS01	80
FASTENER(THREADED), START (BLIND)	VARIABLE	U	BTFSBXX	80
FASTENER(THREADED), START (VISIBLE)	VARIABLE	U	BTFSVXX	80
FASTENER(THREADED), TIGHTEN OR LOOSEN	10	U	BTFTM01	80
FASTENER(THREADED), TIGHTEN OR LOOSEN ONE THREAD, WITH END WRENCH, ALLEN WRENCH OR SIMILAR	TABLE	U	TTLFTXX	97
FASTENER(THREADED), TORQUE WITH SNAP TYPE TORQUE WRENCH	VARIABLE	U	STLFTXX	103
FASTENER(THREADED), TURN WITH FINGER MOVE ONLY	VARIABLE	U	MTFFMXX	79
FASTENER(THREADED), TURN BY SHIFT GRASP AND MOVE WITH FINGERS	VARIABLE	U	BTFFSXX	79
FASTENER(THREADED), TURN WITH FINGER, PER THREAD	VARIABLE	U	BTFFTXX	79
FASTENER(THREADED), TURN WITH WRIST, PER REVOLUTION	VARIABLE	U	BTFWRXX	80
FASTENER(THREADED), TURN WITH WRIST, SHIFT GRASP AND TURN	VARIABLE	U	BTFWSXX	81
FASTENER(THREADED), TURN WITH WRIST	VARIABLE	U	BTFWTXX	81
FASTENER(TURNLOCK), SPIN AND TIGHTEN	VARIABLE	80X	SNFFSXX	5
FASTENER(TURNLOCK), UNLOCK	VARIABLE	80X	SNFFUXX	5
FASTENER, ATTACH, ACCO TYPE	VARIABLE	209	MPFFAXX	24
FASTENER, CLOSE, 2-3/4 INCH ACCO TYPE, WITHOUT LOCKSTRAP AND PRONGS BENT OUTWARD	30	209	MPFFC01	24
FASTENER, CLOSE, 2-3/4 OR 1-1/2 INCH ACCO TYPE WITH LOCKSTRAP AND WITH OR WITHOUT OVERLAPPING PRONGS	182	209	MPFFC02	24
FASTENER, OPEN, 2-3/4 INCH ACCO TYPE WITHOUT LOCKSTRAP AND PRONGS BENT OUTWARD	34	209	MPFFC03	24

DEFENSE WORK MEASUREMENT STANDARD TIME DATA
NOUN/VERB INDEX

OPERATION/ELEMENT DESCRIPTION	TMU VALUE	OCCUPATION	DWMSTDP ELEMENT	TIME
FASTENER, OPEN, 2-3/4 OR 3-1/2 INCH ACCO TYPE	VARIABLE	209	MPFFOXX	24
FASTENER, OPEN AND CLOSE ON CASE	VARIABLE	U	MPFFOXX	47
FASTENER, PREPARE, 2-3/4 OR 3-1/2 INCH ACCO TYPE FOR ATTACHMENT	44	209	MPFFP01	25
FASTENERS(HIGH STRENGTH), REPLACE	VARIABLE	80X	SNFFRXX	5
FASTENER(ANCHORED), INSTALL RIV-NUT, MANUAL MOTIONS ONLY	VARIABLE	807	MTFFIXX	26
FEED(FLAME CUTTING MACHINE), ENGAGE TO START AND TURN OFF	78	816	MACFE01	41
FEED(FOOT PEDAL), ENGAGE OR DISENGAGE, DO-ALL CONTOUR SAW	65	607	NEMFE01	88
FEED(OR SPEED), CHANGE ON POWER CONTROLLED FEED AND SPEED DIALS, MILLING MACHINE	331	605	NEMFC01	7
FEED, CHANGE, RADIAL DRILL PRESS	158	606	NEMFC01	81
FEED, CHANGE, RADIAL DRILL PRESS, THREE LEVERS	233	606	NEMFC02	82
FEED, CHANGE, SHAPER	79	605	NEMCF01	71
FEED, CHANGE, THREE LEVERS, ENGINE LATHE	609	604	NSUFC02	67
FEED, CHANGE, TWO LEVERS	326	604	NSUFC01	67
FEED, CHANGE ON CARRIAGE OR CROSS SLIDE, ENGINE LATHE	109	604	NEMFC01	44
FELT(ROOFING), CUT WITH KNIFE, PER LINEAR FOOT	VARIABLE	866	MTLFCXX	71
FELT(ROOFING), NAIL WITH ROOFING NAILS, PER NAIL	68	866	MNFFN01	71
FELT(ROOFING), UNROLL 15 FEET	352	86X	MONFU01	97
FELT, MOVE ASIDE FOR ADHESIVE APPLICATION	162	864	MONFM01	70
FELT, MOVE INTO POSITION AFTER ADHESIVE APPLICATION	263	864	MONFM02	70
FENCE(GUIDE), POSITION ON SPINDLE OF SHAPER	403	665	NEMFP01	114
FENCE(TABLE SAW-WOOD), SET FOR WIDE CUT	279	667	NEMFS01	115
FENCE, INSTALL ON TABLE SAW	306	667	NSUFI01	115
FENCE, REMOVE FROM TABLE SAW	376	667	NSUFR01	116
FENCE GAUGE(AUTOMATIC RIP SAW), ADJUST	134	667	NEMFA01	115
FIBERGLASS(ON CONDUIT), HEAM BY HAND	2459	728	STLFR01	104
FIBERGLASS(HONEYCOMB-DAMAGED), EXAMINE, SOUND AND MARK	2760	754	NITFE01	118
FIBERGLASS, REPAIR	VARIABLE	754	SSRFRXX	121
FILE(OR HACKSAW), USE PER STROKE	37	U	BTLFU01	83
FILE, CLEAN TWO SIDES WITH BRUSH	308	6XX	BCLFC01	1
FILE, USE TO REMOVE MATERIAL	TABLE	705	TTLFUXX	21
FILE DRAWER, OPEN AND CLOSE, STANDARD UPRIGHT TYPE FILE, MULTI DRAWER	VARIABLE	206	NFLFCXX	6
FILLER(OR DOUBLER), FABRICATE, FLAT RECTANGULAR, TO .004 INCH THICK	VARIABLE	807	SPAFFXX	14

DEFENSE WORK MEASUREMENT STANDARD TIME DATA
NOUN/VERB INDEX

OPERATION/ELEMENT DESCRIPTION	TMU VALUE	OCCUP- ATION	DWMSTD ELEMENT	PAGE
FILLER(SOUND PROOFING BLANKET), PLACE IN WRAP	VARIABLE	739	SFAFPXX	111
FILLER, REMOVE AND CUT, LEAF SHEATHED CABLE	95	821	MOHFR01	50
FILM, CUT FOR SPLICING	243	976	MTLFC01	225
FILTER OR COIL, REPLACE	VARIABLE	72X	SDAFRXX	49
FIND (NAIL), USE LEAF TYPE	VARIABLE	80X	MTLFUXX	6
FINISH (FURNITURE), REMOVE FROM WOOD	VARIABLE	763	SCLFHXX	123
FISHTAPE (ELECTRICAL), UNWRAP FROM AND WRAP IN REEL, PER FOOT	VARIABLE	82X	MJPFUXX	43
FISHTAPE (ELECTRICAL), USE, FEED INTO CONDUIT	68	82X	MTLFCU1	45
FISHTAPE (ELECTRICAL), USE, DISENGAGE TWO TAPES	48	82X	MTLFU02	45
FITTING (AIRCRAFT CONTROL CABLE), CLEAN	450	709	SCLFCC1	22
FITTING (AIRCRAFT CONTROL CABLE), SALVAGE	3000	709	STLFS01	29
FITTING (Z/IRK), REMOVE	VARIABLE	U	STLRFXX	104
FITTING, GREASE WITH AIR-OPERATED GREASE GUN	71	599	MLUFG01	119
FITTING, WRAP WITH WIRE (CHICKEN WIRE OR SIMILAR)	310	862	MOHFW01	65
FITTINGS, ASSEMBLE AND SEW TO WEI STRAPS	1859	787	SPTFA01	133
FIXTURE, PLACE ON AND REMOVE FROM ANVIL PRESS	136	616	MJPFPC1	55
FLAG (BLUF SAFETY), INSTALL AND REMOVE FROM RAILCAR	69	929	MJPF503	175
FLAG (BLUF SAFETY), INSTALL OR REMOVE FROM OR ON RAIL CAR	1119	929	MJPF504	175
FLAGS (SAFETY), INSTALL/REMOVE (RAILROAD CAR)	VARIABLE	929	MJPF5XX	175
FLAME, ADJUST ON HAND TORCH	94	81X	MJPFAD1	35
FLANGE (BALANCE), REMOVE AND REPLACE, SURFACE GRINDER	119	603	MSUFR01	37
FLASHLIGHT, TURN ON AND OFF	36	U	BACFY01	1
FLOOR, MOP WITH DUST MOP, PER 100 SQUARE FEET	VARIABLE	391	NCLFMXX	9
FLOOR, SCRUB WITH AUTOMATIC SCRUBBING MACHINE, PER 100 SQUARE FEET	1065	391	NCLFS01	9
FLOOR, SWEEP, PER 100 SQUARE FEET, USING PUSH BROOM (24 INCHES)	1114	391	NCLFS02	10
FLYWHEEL, TURN BY HAND ON FILE OF AUTOMATIC SAW SHARPENING MACHINE	295	601	MEMFY01	25
FOLDER, LOCATE, POSITION IN FILE OF FOLDERS 9X12 OR 9X15 INCH SIZE	VARIABLE	206	HFLFLXX	6
FOLDERS, HANDLE, SINGLE OR MATCH AT FILE LOCATION	TABLE	206	TFLFHXX	10
FOLLOW REST, ADJUST TO WORK	741	604	MEMFA01	44
FOLLOW REST, INSTALL AND REMOVE	2160	604	MSUF101	68
FOOT, MOVE SIDWAYS OR VERTICALLY, NO PRESSURE APPLIED	9	U	BBMF001	6

DEFENSE WORK MEASUREMENT STANDARD TIME DATA
NOUN/VERB INDEX

OPERATION/ELEMENT DESCRIPTION	TMU VALUE	OCCUPATION	DWMSTOP ELEMENT	PAGE
FOOTSTOCK, MOVE 12 INCHES, CYLINDRICAL GRINDER	100	603	MSUFM01	37
FORKLIFT (ELECTRIC), OPERATE	TABLE	922	TEHFEXX	93
FORKLIFT (ELECTRIC), OPERATE	TABLE	922	TEHOFXX	95
FORKLIFT TRUCK (THREE TON CAPACITY), OPERATION	TABLE	922	TEHFOXX	94
FORKLIFT TRUCK (3000-6000 POUND), LOAD/UNLOAD TO OR FROM CARRIER WITH 15000 POUND FORKLIFT	8104	922	SEHFLC1	98
FORKLIFT TRUCK-K-LOADER, MOUNT, START, STOP AND DISMOUNT	VARIABLE	922	MEHFNXX	89
FORKLIFT TRUCK-TRACTOR, TRAVEL	TABLE	922	TEHFTXX	95
FORKLIFT TRUCK, OPERATE	VARIABLE	922	MEHFOXX	89
FORKLIFT TRUCK, OPERATIONS IN STORAGE AND STRAPPING AREA	2020	922	SEHFO01	98
FORKLIFT TRUCK, PREPARE TO OPERATE	VARIABLE	922	MEHFPPX	89
FORKLIFT TRUCK, TRAVEL INTO/CUT OF BOXCAR OR TRAILER	TABLE	922	TEHFBXX	92
FURN(S), SEPARATE, INTERLEAVED, AND PULL SHEET(S)/CARBON(S)	TABLE	209	TPHFSXX	30
FRAME (AND ANCHORS), ADJUST IN OPENING, METAL DOOR FRAME	296	86X	SOHAF01	58
FRAME (BOX), STAPLE CORNER WITH A SPOTNAILER	537	920	MPKFS01	21
FRAME (DOOR), CHECK FOR VERTICAL ALIGNMENT WITH LEVEL	1041	86X	SITFC01	56
FRAME (DOOR), MEASURE AND CENTER IN OPENING	922	86X	MITFM01	56
FRAME (METAL DOOR), ASSEMBLE	1613	86X	SOHFA01	58
FRAME (VACUUM PRINTING), OPERATE	248	972	SPRFO01	225
FRAME, DUST, BULLETIN BOARD, 39X60 INCHES	296	301	MCLFD01	9
FRAMES (SECTIONS), ASSEMBLE (BOX PALLET)	2897	920	MPKFA01	21
FREQUENCY, DETERMINE	VARIABLE	72X	SITFDXX	66
FREQUENCY, TEST	980	72X	SITFT01	66
FURROW, CUT WITH HOE, 4" WIDE, 3" DEEP, 10" LONG	2021	407	MTLFC01	3
FUSE (ELECTRICAL), INSTALL	VARIABLE	829	MOHFIXX	53
FUSE, INSTALL IN FUSE HOLDER/BLOCK	135	U	MOHFI01	65
FUSE, REMOVE FROM HOLDER/BLOCK	83	U	MOHFR01	65
FUSE, REPLACE	329	72X	SNFFR01	70
GAP (DIE), ADJUST (DIMPING MACHINE-COLD)	1121	800	SSUGA01	12
GAS, TURN ON, LIGHT, AND TURN OFF, GAS BURNER FOR HEATING SOLDERING IRON OR SIMILAR	130	8XX	MJPGT01	1
GASKET, INSERT BETWEEN FLANGE JOINTS TO TWO-INCH INSIDE DIAMETER	97	862	MOHGI01	65
GASKET, REMOVE FROM CUTTING BOARD AND ASIDE SCRAP	245	86X	MOHGR01	58

DEFENSE WORK MEASUREMENT STANDARD TIME DATA
NOUN/VERB INDEX

OPERATION/ELEMENT DESCRIPTION	TMU VALUE	OCCUPATION	DWMSTDP ELEMENT	PAGE
GASKET, SECURE AND SEAL TO PRE-MOUNTED BOLT	153	920	MPKGS01	21
GATE (CONVEYOR), OPEN OR CLOSE, SINGLE GATE OR ONE SIDE OF DOUBLE GATE	VARIABLE	U	MOHGOXX	65
GATE (DOUBLE), OPEN AND CLOSE	723	929	MOHGO01	213
GAUGE (ARNOLD), ADJUST DIAL TO SIZE	122	603	MSUGA01	37
GAUGE (ARNOLD), MOUNT ON AND REMOVE FROM HOLDER	208	603	MSUGM01	37
GAUGE (ARNOLD), POSITION TO PART AND REMOVE	96	603	MEMGP01	26
GAUGE (ARNOLD), SET TO PART	224	603	MSUGS01	38
GAUGE (BORE INDICATOR), USE	20	U	BITBI01	25
GAUGE (DEPTH VERNIER), USE	889	U	MITGU04	30
GAUGE (FEELER), SELECT ADDITIONAL LEAF FROM PAN TYPE FEELER, LEAVES PREVIOUSLY MOVED OUT OF CASE	38	U	BITFE04	27
GAUGE (FEELER), SELECT FIRST LEAF FROM PAN TYPE FEELER IN METAL CASE	49	U	BITFE03	26
GAUGE (FEELER), USE, GAUGE CLEARANCE OR END PLAY	205	U	MITGUC6	30
GAUGE (FEELER), USE TO CHECK CLEARANCE, PEN SPOT, POSITION, OR FIRST INCH	28	U	BITFE01	26
GAUGE (FEELER), USE TO CHECK CLEARANCE, ADDITIONAL INCH	9	U	BITFE02	26
GAUGE (FEELER WITH LOCKNUT), USE	TABLE	U	TITGURX	32
GAUGE (FLUSH PIN), USE	8	U	BITFP01	27
GAUGE (GRINDER), USE-CHECK OUTSIDE DIAMETER	29	U	BITGO01	27
GAUGE (HEIGHT GAUGE), USE	1109	U	MITGU03	30
GAUGE (PASSAMETER), SET GAUGE WITH GAUGE BLOCK	166	U	BITGS01	27
GAUGE (PLANNER), SET UP AND DISMANTLE	513	605	MJPGS01	75
GAUGE (PLUG), CHECK FOR SIZE AND DEPTH	34	U	BITPG03	28
GAUGE (PLUG), CHECK HOLE FOR SIZE ONLY WITH GO END	31	U	BITPG01	28
GAUGE (PLUG), CHECK HOLE FOR SIZE ONLY WITH NO GO END	27	U	BITPG02	28
GAUGE (PLUG), USE	TABLE	U	TITUGRX	34
GAUGE (PLUG GAUGE, GO/NO GO), USE	126	U	MITGU05	30
GAUGE (PRESSURE), CALIBRATE AND ADJUST	14725	710	KITGC01	42
GAUGE (RING GAUGE), USE	429	U	BITGU01	27
GAUGE (SNAP), USE TO CHECK DIAMETER OF PART	26	U	BITSA01	29
GAUGE (SURFACE), SET UP OR TAKE DOWN	119	69X	MJPGS02	20
GAUGE (SURFACE), SET UP TO USE AND TAKE DOWN	901	60X	MJPGS01	20
GAUGE (SURFACE), USE TO CHECK A POINT OR TO SCRIBE A LINE	VARIABLE	69X	MITGUXX	18
GAUGE (TELESCOPE AND OUTSIDE MICROMETER), USE	VARIABLE	U	MITGUXX	30

DEFENSE WORK MEASUREMENT STANDARD TIME DATA
NOUN/VERB INDEX

INTERPRETATION/ELEMENT DESCRIPTION	TMU VALUE	OCCUPATION	DWMSTOP ELEMENT	PAGE
GAUGE (THREAD). READ	118	60X	MITGR01	19
GAUGE (THREAD PLUG). USE	TABLE	60X	MITGUXX	20
GAUGE (VACUUM). USE	VARIABLE	670	SITGUXX	102
GAUGE (WIDTH-TABLE SAW). SET	124	667	MEWGS01	115
GAUGE/METER. READ	VARIABLE	7XX	MITGRXX	5
GEAR (SINGLE OR TRAIN). TURN TO POSITION, BY HAND	VARIABLE	7XX	SOHGTXX	11
GEAR (SPUR ASSEMBLY). REMOVE AND INSTALL	2670	6XX	MTLGRO1	8
GEAR (WORM). REAM AND INSTALL	VARIABLE	70X	SDAGRXX	19
GEAR MESH. ADJUST	4180	710	SITGA01	40
GEAR TRAIN (SYNCHRO). REPLACE	13800	721	SDAGR01	93
GENERATOR (AND/OR VOLTAGE REGULATOR). CHECK WITH LOW VOLTAGE CIRCUIT TESTER	VARIABLE	620	KITGCXX	107
GENERATOR (RADIO FREQUENCY). ADJUST	1710	72X	MITGA01	64
GENERATOR (RADIO FREQUENCY). ADJUST	1710	72X	SITGA01	66
GENERATOR. TEST	VARIABLE	620	KITGTXX	107
GIB (PANTOGRAPH MACHINE). REMOVE AND INSERT FROM HOLDING TABLE (PFR GIB)	86	704	SSUGRO1	18
GLASS (ILLUMINATED MAGNIFYING). MOVE INTO POSITION AND MOVE ASIDE	192	U	NJPGM01	37
GLASS (MAGNIFYING). FOCUS OVER VERNIER FOR READING	62	6XX	BITGF01	4
GLASS. PLACE IN AND REMOVE FROM WINDOW FOR TRIAL INSTALLATION	98	865	MOHGP01	70
GLASS. PLACE IN WINDOW FOR FINAL INSTALLATION	138	865	MOHGP02	70
GLASS. WIPE WITH DAMP CLOTH. ONE SIDE. 39X39 INCHES	394	381	NCLGW01	10
GLASSES, GOGGLES, OR SHIELD. PUT ON AND REMOVE	VARIABLE	U	NJPGGX	37
GLASSES. REMOVE FROM CASE. PUT ON. REMOVE. AND RETURN TO CASE	477	U	NJPGG04	37
GLAZE. APPLY TO SURFACE WITH BRUSH	VARIABLE	784	SPAGAXX	120
GLOBE. REMOVE AND INSTALL. THREADED VAPOR-PROOF GLCH	365	389	MTFGR02	17
GLOVES. PUT ON AND REMOVE	VARIABLE	U	NJPGPX	37
GLUE. APPLY WITH BRUSH	199	660	MNFGA01	113
GLUE. APPLY TO BOOT/SHOE SOLE OR TO BOOT/SHOE	VARIABLE	365	SNFGAXX	1
GLUE. APPLY WITH BRUSH TO SURFACE	544	763	SNFGA01	124
GLUE. BRUSH ON SHOE (FOR HALF SOLE)	VARIABLE	365	SNFGBXX	1
GLYPTAL/DOPE. APPLY TO SCREW OR NUT	VARIABLE	7XX	MPAGAXX	11
GOGGLES (RUNNING). PUT ON AND REMOVE	110	81X	NJPGP01	35
GRAVEL. SPREAD WITH SHOVEL, PER SHOVELFUL	261	866	MTLGS01	72

OFFENSE WORK MEASUREMENT STANDARD TIME DATA
ADUN/VERB INDEX

OPERATION/ELEMENT DESCRIPTION	TMU VALUF	OCCUR- ATION	DWSTOP ELEMENT	PAGE
GREASE, APPLY TO MATING SURFACES	377	666	MLUAG01	118
GREASE, APPLY TO SMALL BEARING OR PART BY HAND	99	699	MLUGA01	119
GREASE, OBTAIN FROM CONTAINER WITH STICK OR FINGER	49	699	MLUGC01	119
GRINDER, GRIND EXTERNAL	TABLE	603	TENGEXX	31
GRINDER, GRIND INTERNAL	TABLE	603	TENGIXX	33
GROMMET (AND STUD), INSTALL, OZUS FASTENER, USING PNEUMATIC FLOOR DIMPLER	VARIABLE	807	SNFIGXX	22
GROMMET (AND STUD), REMOVE, OZUS FASTENER, MANUAL MOTIONS ONLY	VARIABLE	807	MNFGRX	15
GROMMET (CAMLOC), INSTALL WITH SNAP RING	VARIABLE	807	SNFGIXX	21
GROMMET (CAMLOC), REMOVE, SECURED WITH SNAP RING	VARIABLE	807	SNFGRXX	21
GROMMET (RUBBER), INSTALL	127	6XX	MONGI01	5
GROMMET (RUBBER), REMOVE FROM BODY OF CONNECTOR ASSEMBLY	111	72X	MTLGR01	73
GROMMET, INSTALL, USING GUIDE WIRE AND ARBOR PRESS	VARIABLE	72X	SDAGIXX	50
GROMMET, INSTALL AND REMOVE WITH TOOL	VARIABLE	6XX	MTLGIXX	8
GROMMET, INSTALL IN SOUND PROOFING BLANKET	981	739	SFAGI01	113
GROUT, POUR AND WORK INTO CRACKS OF FLOOR TILE, PER SQUARE FOOT	333	861	SONGP01	63
GUARD (GYRD HEADER PIN), REMOVE	1644	710	SDAGR01	31
GUARD (LOWER WHEEL), REMOVE AND REPLACE, CYLINDRICAL GRINDER	115	603	MSUGR02	37
GUARD (METAL), REMOVE AND REPLACE ON VAPOR-PROOF FIXTURE	303	389	MTFGR01	17
GUARD (REAR SPLASH), REMOVE AND REPLACE, ONE GUARD, CYLINDRICAL GRINDER	384	603	MSUGR04	37
GUARD (SAFETY), INSTALL ON TABLE SAW	331	667	MSUGI01	116
GUARD (SAFETY), REMOVE FROM TABLE SAW	498	667	MSUGR01	116
GUARD (SIDE WHEEL), REMOVE AND REPLACE, CYLINDRICAL GRINDER	119	603	MSUGR03	37
GUARD (SPLASH), REMOVE AND REPLACE, CYLINDRICAL GRINDER	58	603	MENGR01	26
GUARD (TOP WHEEL), REMOVE AND REPLACE, CYLINDRICAL GRINDER	210	603	MSUGR01	37
GUARD (WHEEL), ADJUST LENGTH, INTERNAL GRINDER	42	603	MSUAG01	34
GUARD (WORKHEAD), LOWER AND RAISE, INTERNAL GRINDER	90	603	MENGL01	26
GUIDE (BLADE), ADJUST HEIGHT, OO-ALL CONTOUR SAW	140	607	MENGA01	88
GUIDE (DRILL), SET UP AND ASIDE	VARIABLE	754	SJPGSXX	119
GUN (CAULKING), LOAD WITH CARTRIDGE	125	86X	MTLGL01	58
GUN (GREASE), WIPE EXCESS GREASE FROM BARREL WITH FINGERS	49	699	MLUGW01	119

OFFENSE WORK MEASUREMENT STANDARD TIME DATA
NOUN/VERB INDEX

OPERATION/ELEMENT DESCRIPTION	TMU VALUE	OCCUPATION	DWNSHOP ELEMENT	
GUN(HAND OPERATED GREASE), FILL	2032	U	SJPGF01	61
GUN(PAINT SPRAY), PREPARE FOR USE	3452	U	SJPGP01	61
GUN(POWDER ACTUATED), OPEN AND CLOSE	99	U	MTPGC01	61
GUN(POWDER ACTUATED), POSITION AND FIRE ONE BOLT OR STUD	221	860	MTPGP01	61
GUN(RIVET), SET UP, CHANGE RIVET SET	173	800	SJPGS02	7
GUN(RIVET), SET UP, INITIAL	424	800	SJPGS01	7
GUN(SOLDER), HEAT TIP TO SOLDER TEMPERATURE	221	U	BWNGH01	100
GUN(SPRAY), PREPARE AND FILL	760	754	SJPGP01	119
GUN(SPRAY), REPLACE	230	U	MJPGR01	37
GUN(SPRAY), TURN ON AND OFF	54	699	MLUGT01	119
GUN(SPRAY, RINSF), PREPARE TO USE	311	599	SJPGP01	20
GUN(STEAM), PREPARE TO USE	440	599	SJPGP02	20
HAMMER(LIGHT), STRIKE ONE BLOW	VARIABLE	U	BTLMHXX	64
HAMMER(MEDIUM), STRIKE ONE BLOW	VARIABLE	U	BTLMHXX	64
HAMMER(PNEUMATIC), POSITION FOR DRILLING AND REMOVE AFTER DRILLING	272	844	MTPHP01	54
HAMMER, USE, STRIKE ONE BLOW	TABLE	U	TTLHUXX	98
HAND, IMMERSE IN FLUID, REMOVE, AND SHAKE TO REMOVE EXCESS	40	U	BDPHI01	16
HAND, WIPE WITH CLOTH OR PAPER TOWEL	160	U	NCLHW02	10
HANDLE(*T*), ENGAGE AND DISENGAGE OR USE TO TURN OBJECT	VARIABLE	U	BTLMHXX	67
HANDLE(JACK), PICK UP	93	910	MTLHP01	7
HANDLE(LAWMOWER), REMOVE	605	636	MJPHR01	112
HANDLE(SPEED), ATTACH TO AND REMOVE FROM PART OR TURN HANDLE ONE THREAD	VARIABLE	U	BTLWSXX	67
HANDLE, PLACE IN JACK	75	910	MTLHP02	7
HANDLE(SGUIDE), EXTEND OR RETRACT, CONCRETE SAW	273	844	MTPHE01	54
HANDLE(S), PLACE, BINDER CLIP, IN DOWN POSITION	14	209	MPPHP01	25
HANDLE(S), PLACE, BINDER CLIP, IN UP POSITION	48	209	MPPHP02	25
HANDS, CLEAN BY DIPPING IN FLUID CLEANER	420	U	NCLHC01	10
HANDS, WIPE WITH CLOTH OR PAPER TOWEL	271	U	NCLHW01	10
HARDWARE, LOAD ON HANDCAR ALONG RIGHT OF WAY	150	910	SOHHL01	4
HARDWARE, LOAD ONTO HANDCAR OR UNLOAD FROM OR TO STORAGE	221	910	SOHHL02	4
HARDWARE, UNLOAD HANDCAR ALONG RIGHT OF WAY	98	910	SOHMU01	4
HARDWARE, VACU-BLAST	16992	503	SCLHV01	10
HARNES(ELECTRICAL), UNWAP TAPE	VARIABLE	72X	SWNHJXX	81

DEFENSE WORK MEASUREMENT STANDARD TIME DATA
NOUN/VERB INDEX

OPERATION/ELEMENT DESCRIPTION	TMU VALUE	OCCUPATION	DWMSTDP ELEMENT	PAGE
HARNESSELECTRICAL).WRAP WITH TAPE	VARIABLE	72X	SWMHWXX	81
HARNESSEIGNITION).TEST WITH HIGH VOLTAGE TEST SET	VARIABLE	620	KITHYXX	107
HARNESSEUNWRAP VINYL TAPE FROM 1-3 INCHES OF	320	U	MWHMU01	111
HARNESSEWRAP 1-3 INCHES OF HARNESSE WITH 1/2 INCH VINYL TAPE-RESTRICTED	2856	U	MWHMU01	111
HAT.PUT ON AND REMOVE	VARIABLE	U	MJPHYXX	38
HATCHET.USF.STRIKE FIRST OR ADDITIONAL BLOW	VARIABLE	U	BTLHUXX	84
HAY.FEED TO BLOWER.PER BALE	1156	407	MOMHFC1	1
HEADGUIDE).REMOVE AND REPLACE.DO-ALL CONTOUR SAs	159	607	MENHRO1	88
HEADION VISE).LOCATE TO ANGLE	223	60X	MSUHL01	23
HEADSPINDLE).RAISE OR LOWER.SENSITIVE DRILL PRESS	129	606	MSUHR01	84
HEADWORK).SWIVEL 1/2 INCH TAPE PER FOOT. INTERNAL GRINDER	VARIABLE	603	MSUHSXX	38
HEAD.LOCK OR UNLOCK CN ARM.RADIAL DRILL PRESS	37	606	MENHL01	82
HEAD.MOVE IN OR OUT CN ARM.RADIAL DRILL PRESS	184	606	MENHNC1	82
HEADSCUTTER).REMOVE AND INSTALL.SIDE OR TOP AND BOTTOM CUTTER HEADS CN MOULDER	VARIABLE	669	MOMHRXX	117
HEAT LAMP(FIBERGLASS REPAIR).SET UP TO HEAT CURE	465	754	SJPHS01	119
HEAT SINK.OPEN AND CLOSE	29	U	BWHMU01	108
HEELBOOT/SHOE-PAIR).RUFF AND POLISH	VARIABLE	365	SPTHYXX	3
HEELSBOOT-PAIR).SAND TO CORRECT SIZE	2752	365	SPTHS01	3
HEELSSHOE-PAIR).SAND TO CORRECT SIZE	3462	365	SPTHS02	3
HELMET(SANDBLAST).PUT ON AND REMOVE	470	503	SJPHY01	15
HI-POT CHECK.MAKE	VARIABLE	72X	SITHYXX	67
HICKEY.REPOSITION ON CONDUIT	134	92X	MTLHRC1	45
HIGH SPEED AND FUEL SHUTOFF.ADJUST.AMERICAN BOSCH P88-120Y FUEL INJECTION PUMP	18880	620	SITHA01	102
HOIST(A-FRAME).OPERATE	TABLE	921	TMHHDXX	65
HOIST(BRIDGE CRANE).OPERATE/MOVE	TABLE	921	TMHHYXX	68
HOIST(FLOOR CRANE).OPERATE/MOVE/RAISE/LOWER	TABLE	921	TMHHLXX	67
HOIST(JIB CRANE).OPERATE/MOVE/RAISE/LOWER	TABLE	921	TMHHRXX	71
HOIST(MONORAIL).OPERATE/MOVE/PULL	TABLE	921	TMHHPXX	70
HOIST(OVERHEAD).ATTACH TO ITEM	79	921	MWHNA99	65
HOIST(OVERHEAD).DETACH FROM ITEM	155	921	MWHMU01	65
HOIST(PNEUMATIC OR ELECTRIC).OPERATE	VARIABLE	921	MENHDXX	59
HOIST.ATTACH.MOVE ITEM INTO CLAMNET AND DETACH HOIST	907	921	MWHNACB	65

OFFENSE WORK MEASUREMENT STANDARD TIME DATA
NOUN/VERB INDEX

OPERATION/ELEMENT DESCRIPTION	TMU VALUE	OCCUPATION	OWNSTOP ELEMENT	PAGE
HOLE, ATTACH, MOVE ITEM TO BASE AND DETACH	1016	921	MMHA07	85
HOLE, COMMENCE MOTION MANUALLY	VARIABLE	921	BMHCXX	87
HOLE, STOP MOVEMENT MANUALLY	VARIABLE	921	BMHSXX	82
HOLDER (DIAMOND), MOUNT ON AND REMOVE FROM MACHINE	103	603	BSUM01	34
HOLE (DIAMOND), REMOVE AND REPLACE, INTERNAL GRINDER	107	603	MSUR01	39
HOLDER (FUSE), REPLACE	VARIABLE	72X	SDAHRXX	50
HOLDER (SHANK TOOL), INSTALL ON AND REMOVE FROM HEX TURRET, TURRET LATHE	279	604	MSUM101	68
HOLDER ASSEMBLY (DIAMOND), REMOVE FROM AND INSTALL ON RADIUS DRESSER	159	603	MSUR01	39
HOLE (HIGH PRESSURE TIP), CLEAN	62	611	MCLHC02	41
HOLE, ALIGN TO SPINDLE, VERTICAL	6017	605	MSUA01	79
HOLE, BURR	VARIABLE	60X	MTLMBXX	24
HOLE, BURR	VARIABLE	705	MTLMBXX	20
HOLE, CLEAN WITH ORANGEWOOD OR BOXWOOD STICK	VARIABLE	60X	MCLHCXX	12
HOLE, COUNTERBORE IN ALUMINUM	TABLE	7XX	STPHCXX	14
HOLE, COUNTERSINK IN PLASTIC	VARIABLE	754	STPHCXX	123
HOLE, COUNTERSINK OR DEBURR, 1/16 INCH DEPTH AND TO 5/8 INCH DIAMETER, ALUMINUM MATERIAL	VARIABLE	U	MTPHCXX	105
HOLE, CUT IN ALUMINUM TO .064 INCH THICKNESS, RECTANGULAR ACCESS HOLE	VARIABLE	807	SFACHXX	13
HOLE, CUT IN ALUMINUM TO .064 INCH THICKNESS, CIRCULAR ACCESS HOLE	VARIABLE	807	SFACHXX	14
HOLE, CUT IN CARDBOARD CONTAINER WITH KNIFE	95	62X	MTLHC01	45
HOLE, DIMPLE (COLD AND HOT)	TABLE	800	TEHDXX	7
HOLE, DRILL IN ALUMINUM (HAND DRILL POWERED)	VARIABLE	7XX	STPHDXX	15
HOLE, DRILL IN PLASTIC	TABLE	754	STPHDXX	123
HOLE, DRILL IN STEEL (HAND DRILL-POWERED)	TABLE	7XX	STPHDXX	14
HOLE, DRILL ON COUNTERSINK WITH DRILL PRESS	97	666	MEWHD01	115
HOLE, DRILL WITH SPIRAL DRILL, PER STROKE	23	860	MTLHD01	60
HOLE, DRILL WITH SPIRAL DRILL (ONE INCH HOLE)	VARIABLE	860	STLDHXX	61
HOLE, FILL WITH CEMENT, USING TROWEL AND ROD	296	389	MTLHF01	17
HOLE, GAUGE TO DETERMINE RIVET LENGTH	179	80X	MGMHG01	2
HOLE, PUNCH IN SOUND PROOFING BLANKET, HAND PUNCH	365	781	MTLHP01	120
HOLE, PUNCH IN SOUND PROOFING BLANKET, KICK PRESS	399	781	MTLHP02	128
HOLE, PUNCH WITH HAMMER AND HOLLOW POINT PUNCH	VARIABLE	7XX	STLHPXX	13
HOLE, PUNCH WITH HAND PUNCH	VARIABLE	615	STLHPXX	94

DEFENSE WORK MEASUREMENT STANDARD TIME DATA
NOUN/VERB INDEX

OPERATION/ELEMENT DESCRIPTION	TNU VALUF	OCCUP- ATION	DWMSTOP ELEMENT	PAGE
HOLE,PUNCH WITH PORTABLE PUNCH	VARIABLE	8XX	MTLHPXX	2
HOLE,PUNCH WITH WHEEL TYPE HARNES PUNCH	VARIABLE	781	STLHPXX	129
HOLE,REAM BY HAND	VARIABLE	U	MTLHRXX	89
HOLE,REAM WITH HAND REAMER	VARIABLE	80X	MTLHRXX	6
HOLE,SLOT WITH FILE	VARIABLE	705	STLHSXX	21
HOLE,TAP	VARIABLE	709	STLHTXX	29
HOLE,TAP	VARIABLE	U	STLHTXX	103
HOLE(S TORCH TIP),CLEAN	751	811	MCLHC01	40
HOLE,CUT IN RUBBER SEAL WITH DRILL	VARIABLE	75X	STPHCXX	117
HONEYCOMB(FIBERGLASS),PERFORM	2280	754	SSRHP01	121
HONEYCOMB(FIBERGLASS),REPLACE	VARIABLE	754	SSRHRXX	121
HONEYCOMB(NEW),CUT TO FINISHED SIZE	VARIABLE	754	MTLCHXX	122
HONEYCOMB,CUT AT DAMAGED AREA-APPROX.SIZE	VARIABLE	754	MTLHCXX	123
HONEYCOMB,LAYOUT AND PREPARE TO REPAIR	8186	754	SJPHL01	119
HOOD(BLOWER),REMOVE AND INSTALL ON MOULDER, PFR HOOD	319	669	MSUHR01	118
HOOD(RUBBER INSULATOR),INSTALL ON ENERGIZED LINE	257	821	MOHH101	50
HOOK("S"),REMOVE FROM PART	47	U	MOHHR01	65
HOOK(PLAIN,CABLE OR MOIST),REMOVE	VARIABLE	921	BMHHRXX	62
HOOK,ATTACH AND DETACH TO/FROM ITEM	197	U	MOHHA01	65
HOOK,ATTACH TO EYELET,BELT,CABLE OR SIMILAR DEVICE	VARIABLE	921	MMHHAXX	65
HOOK,INSERT AND REMOVE FROM EYEBOLT	77	60X	MMHH101	21
HOOK,PLACE IN PART,S-TYPE HOOK	56	U	BOHHP01	62
HOOK CR HOOK,REMOVE FROM SUSPENSION BAR	81	5XX	MOHHR01	1
HOPPER,LOAD,HORIZONTAL TYPE, WITH DECK OF CARDS	126	213	MKPHL01	42
HOPPER,UNLOAD,HORIZONTAL TYPE CARD	47	213	MKPHL01	42
HORIZONTAL CHANGE(SIDESTEP OR TURN BODY)	19	U	BMHHC01	6
HOSE(AIR),CONNECT AND DISCONNECT,QUICK ACTING CONNECTION	197	6XX	MJPHC01	4
HOSE(AIR),CONNECT AND DISCONNECT,THREADED CONNECTION	893	6XX	MJPHC02	4
HOSE(AIR),CONNECT OR DISCONNECT	VARIABLE	U	MJPHCXX	38
HOSE(AIR),OBTAIN AND MOVE TO WORK AREA PREPARATORY FOR USE	VARIABLE	6XX	MJPHOXX	5
HOSE(AIR),WIND FOR STORAGE,25 FEET LONG	557	U	MJPHW01	38
HOSE(AIR BRAKE),CONNECT TO TRAILER	561	904	MJPHC01	1
HOSE(AIR BRAKE),DISCONNECT FROM TRAILER	815	904	MJPHD01	1

DEFENSE WORK MEASUREMENT STANDARD TIME DATA
NOUN/VERB INDEX

OPERATION/ELEMENT DESCRIPTION	TMU VALUE	OCCUP- ATION	DWNSTDP ELEMENT	PAGE
HOSE(RUBBER),PLACE ON ENERGIZED LINE	324	821	MOHMP01	30
HOSES(OXYGEN AND ACETYLENE),ATTACH AND REMOVE TO/FRM TORCH	954	81X	NJPHA01	31
HOUSING(GYRO MOTOR),UNSEAL,TIN MATING EDGES	3768	710	SDAHU01	32
HOUSING(GYRO MOTOR-MEDIUM),UNSEAL	6976	710	SDAHU02	32
HOUSING(WHEEL),CLEAN WITH SCRAPER,SMALL WHEEL	676	603	BCLHC02	25
HOUSING AND CAP(LARGE GYRO MOTOR),TIN MATING EDGES	2687	710	SDAHT01	31
HOUSING AND COVER(WHEEL),CLEAN WITH SCRAPER, LARGE WHEEL	994	603	BCLHC01	25
IGLUD/MAGAZINE,SET UP AND SECURE	VARIABLE	929	KJPISXX	204
INDICATOR(DIAL),ASSEMBLE TO MAGNETIC BASE	224	U	NJPIA01	38
INDICATOR(DIAL),ASSEMBLE TO HEIGHT GAUGE	373	U	NJPIA02	38
INDICATOR(DIAL),DISASSEMBLE FROM MAGNETIC BASE	179	U	NJPID01	38
INDICATOR(DIAL),DISASSEMBLE FROM HEIGHT GAUGE	282	U	NJPID02	38
INDICATOR(DIAL),READ	44	U	BITIR01	27
INDICATOR(DIAL),SET	62	U	MITIS01	31
INDICATOR(DIAL),SET TO ZERO	49	U	BITIS01	27
INDICATOR(DIAL),USE TO CHECK POSITION OR SPOT	26	U	BITDI01	26
INDICATOR(DIAL),USE TO CHECK HEIGHT ON FLAT SURFACE,FIRST INCH	14	U	BITIUC1	27
INDICATOR(DIAL),USE TO CHECK HEIGHT ON FLAT SURFACE	10	U	BITIUC2	27
INDICATOR(DIAL),USE TO CHECK HANDREL RUNOUT PER DIAMETER	95	U	BITMR01	27
INDICATOR(MAGNETIC),ATTACH TO AND REMOVE FROM WHEEL GUARD	99	603	BJPIA01	34
INDICATOR,ADJUST TO WORK,MAGNETIC BASE INDICATOR	182	U	MITIA01	31
INDICATOR,ASSEMBLE AND DISASSEMBLE,HEAVY DUTY MAGNETIC BASE	1854	60X	NJPIA03	21
INDICATOR,ASSEMBLE ON SURFACE GAUGE	219	60X	NJPIA02	21
INDICATOR,ASSEMBLE TO SWIVEL BAR,SET DIRECTION OF INDICATOR POINT	312	60X	NJPIA01	21
INDICATOR,DISASSEMBLE FROM SWIVEL BAR	169	60X	NJPID01	21
INDICATOR,DISASSEMBLE FROM SURFACE GAUGE	87	60X	NJPID02	21
INDICATOR,MOUNT AND REMOVE FOR SHOULDER OR STEP GRINDING	268	603	MSVIN01	38
INDICATOR,MOVE ON/OFF GAUGE BLOCK OR PART	VARIABLE	60X	MITINXX	18
INDICATOR AND SWIVEL CLAMP,RETURN TO BOX	210	6XX	NJPIR01	5
INDICATOR OR SCRIBER,ADJUST TO APPROXIMATE POSITION	100	60X	MITAIG1	18

DEFENSE WORK MEASUREMENT STANDARD TIME DATA
NOUN/VERB INDEX

OPERATION/ELEMENT DESCRIPTION	TMU VALUE	OCCUP- ATION	DWSTDP ELEMENT	PAGE
INFORMATION(P AND P METHODS).LOCATE FROM CARD FILE AND MANUAL	636	920	NFL IL01	9
INK(OR PAINT).APPLY TO STENCIL WITH DAUBER	VARIABLE	U	MIDA1XX	22
INK(OR PAINT).APPLY TO STENCIL W/ROLLER INSECTICIDE.PUT IN CONTAINER	VARIABLE 1091	U 389	MIDIAXX MJPIP01	23 16
INSIGNIA(NATIONAL-STAR).INSTALL ON AIRCRAFT	80410	445	SPAT101	55
INSPECT.FEEL WITH FINGERS	59	6XX	MITIF01	4
INSPECTION(MAGNAGLO).PREPARE TO PERFORM	165	759	MJPIP01	27
INSTRUMENT(WRITING).MOVE TO NEXT WORD WHEN WRITING LONGHAND.LOWER CASE	8	U	BWRN001	114
INSTRUMENT.SEAL WITH SOLDERING IRON	VARIABLE	710	SDAISXX	32
INSTRUMENT.TEST(PURGE AND GAS FILL)	2160	710	MITIT04	35
INSTRUMENT.TEST(REPAIR ONE LEAK)PER LEAK	1340	710	MITIT03	35
INSTRUMENT.TEST(SEAL FILL TUBE)	1550	710	MITIT05	35
INSTRUMENT.TEST(SEAL WITH SOLDERED PLUG)	2750	710	MITIT06	35
INSTRUMENT.TEST(SET UP FOR LEAK TEST)BENCH	1370	710	MITIT01	15
INSTRUMENT.TEST FOR LEAKS	1370	710	MITIT02	15
INSTRUMENT.UNSEAL WITH INDUCTION HEATER	22470	710	SDAIU04	32
INSTRUMENT.UNSEAL WITH IRON	VARIABLE	710	SOAIUXX	32
INSULATION(SPAGHETTI).INSTALL ON WIRE(S)	VARIABLE	72X	MWHI1XX	75
INSULATION(WIRE).REMOVE	VARIABLE	72X	SWHIRXX	82
INSULATION/HI-POT(WIRE).TEST	VARIABLE	72X	SITITXX	67
INSULATION.CHECK WITH PORTABLE TESTER AND VARIAC	813	72X	SITIC01	67
INSULATION.STRIP	VARIABLE	72X	SWHISXX	82
INSULATION.STRIP FROM WIRE TO ONE INCH	49	U	BWHIS01	108
IRON(SOLDERING).CLEAN BY SHAKING	44	U	MCLIC01	10
IRON(SOLDERING).TIN	VARIABLE	U	BWHITXX	109
IRON(SOLDERING).TIN BEFORE SOLDERING OR AFTER CLEANING	VARIABLE	U	MWHITXX	112
IRON.WAX/REWAX(PER OCCURFACE)	VARIABLE	365	MJPIWXX	1
ITEM(S).INSERT AND ALIGN IN CONTAINER	TABLE	920	TPK11XX	33
ITEM(SUPPORTED).PLACE IN BAG	VARIABLE	920	MPKIPXX	22
ITEM.DELETE ON WORK SHEET/DOCUMENT	105	209	MPHID01	28
ITEM.DIP IN MOLTEN COMPOUND(SINGLE DIP)	475	920	MOPIDC1	9
ITEM.INSERT INTO BAG.PAPER OR JIPPY	VARIABLE	920	MPK11XX	22
ITEM.LOCATE IN COLUMN STARTS-WITH BOOK OPEN TO DESIRED PAGE AND EYES	95	U	BRDIL01	76
ITEM.MOUNT TO BASE USING OVERHEAD HOIST	3355	921	SMHIND1	72

DEFENSE WORK MEASUREMENT STANDARD TIME DATA
NOUN/VERB INDEX

OPERATION/ELEMENT DESCRIPTION	TMU VALUE	OCCUPATION	DWSTOP ELEMENT	PAGE
ITEM.MOVE TO BASE WITH OVERHEAD HOIST	783	921	NMHIM01	65
ITEM.PACKAGE IN BLISTER PACKAGE	827	920	SPKIP08	42
ITEM.PACKAGE IN FIBER CAN.SEAL WITH TAPE	1439	920	SPKIP02	42
ITEM.PACKAGE IN INTERIOR AND EXTERIOR CARTON	TABLE	920	SPKIPXX	41
ITEM.PACKAGE IN OIL AND SEAL(MACHINE)	593	920	SPKIP10	43
ITEM.PACKAGE IN REUSABLE METAL CONTAINER	12986	920	SPKIP11	43
ITEM.PACKAGE IN RIGID CONTAINER-MACHINE SEALED	1388	920	SPKIP03	42
ITEM.PACKAGE IN RIGID CONTAINER-RING SEAL	2534	920	SPKIP04	42
ITEM.PACKAGE IN SKIN PACKAGE.VACUUM FORMED WITH CUSHIONING	1363	920	SPKIP07	42
ITEM.PACKAGE IN STRIPPABLE COMPOUND-FOIL WRAP	1944	920	SPKIP05	42
ITEM.PACKAGE IN STRIPPABLE COMPOUND(NO WRAP)	1803	920	SPKIP06	42
ITEM.PACKAGE IN WOODBOX(FINAL SHIPPING CONTAINER)-WITH HOIST	4864	920	SPKIP01	41
ITEM.PLACE IN CONTAINER WITH OVERHEAD HOIST	674	921	NMHIP01	66
ITEM.PREPARE BASE FOR AND MOUNT WITH HOIST(NO BARRIER)	5062	920	SPKIM01	41
ITEM.PREPARE TO PACKAGE IN OIL PRESERVATIVE	185	920	MPKIP04	22
ITEM.SEAL IN HEAT SEALED BAG	VARIABLE	920	SPKISXX	43
ITEM.SEAL IN HEAT SEALED BAG WITH FIBERBOARD SUPPORT	1956	920	SPKIS03	43
ITEM.SUPPORT WITH FIBERBOARD	87	920	MPKIS01	22
ITEM.WRAP AND PLACE IN HEAT SEAL BAG	VARIABLE	920	MPKIUXX	22
ITEM.WRAP AND PLACE IN RIGID CONTAINER	470	920	MPKIW05	23
ITEM.WRAP IN BARRIER OR WADDING	VARIABLE	920	MPKIBXX	22
ITEM.WRAP WITH LOCK-FOLD WRAP	313	920	MPKIW04	23
JACK(EVANS GEAR).GET AND ASIDE	143	929	MJPJG01	175
JACK/PLUG(INTERPHONE).INSTALL	7306	823	SWMJ101	51
JACK/PLUG(INTERPHONE).REMOVE	2376	823	SWMJR01	51
JACK/TEST POINT(PANEL MOUNTED).REPLACE	VARIABLE	72X	SDAJRXX	50
JACK.ADJUST TO APPROXIMATE HEIGHT.PER JACK	175	69X	MSUJA01	23
JACK.GET FROM UNDER RAIL	101	910	NTLJG01	7
JACK.PLACE UNDER RAIL AND TIGHTEN	VARIABLE	910	NTLJPXX	8
JACK.RELEASE FROM RAIL	155	910	NTLJR01	8
JACKET(DRESS).HUTTON	VARIABLE	782	MPKJBXX	129
JACKET(DRESS).BLUTTON AND FOLD	799	782	SPKJB01	131
JACKET(FATIGUE).FASTEN AND FOLD	768	782	SPKJF01	131
JACKET(FATIGUE).FASTEN WITH ZIPPER	88	782	MPKJF01	129

DEFENSE WORK MEASUREMENT STANDARD TIME DATA
NOUN/VERB INDEX

OPERATION/ELEMENT DESCRIPTION	TMU VALUF	OCCUP- ATION	DWNSTOP ELFMENT	PAGE
JACKET(FATIGUE),FASTEN WITH SNAP(TWO PART)	39	782	MPKJFC2	129
JACKET(WELDERS),PUT ON AND TAKE OFF	435	81X	NJPJP01	35
JACKET,PUT ON AND REMOVE	324	U	NJPJP01	38
JACKSCREW,INSTALL AND REMOVE	537	60X	MSUJI01	23
JACKSCREW,UNLOCK OR LOCK	96	60X	MSUJU01	23
JAR,CLOSE,LID SCREWED ON HAND TIGHT	109	U	MPKJC01	73
JAR,CLOSE,SCREW TYPE LID	62	U	BPKJC01	71
JAR,OPEN,SCREW TYPE LID	66	U	BPKJ001	71
JAR,OPEN,SCREW TYPE LID	113	U	MPKJ001	73
JAW(CHUCK),POSITION USING WRENCH	VARIABLE	604	MSUJPPXX	68
JAW(PARALELL),TIGHTEN OR LOOSEN	VARIABLE	U	MCPJPXX	14
JAW(VISE),SET TO ANGLE,TO 45 DEGREES	712	607	MEMJS01	88
JAW.REMOVE FROM CHUCK,REVERSE AND REPLACE	577	60X	MSUJR01	23
JIG BORE,CHANGE SPINDLE FEED OR SPEED	63	606	MEMJC01	82
JIG BORE,INDICATE ONE PLANE	961	606	SSUJI01	86
JIG BORE,INSERT AND REMOVE KEY,TABLE SLOT	307	606	MSUJI01	85
JIG BORE,MOVE TABLE TO POSITION TO INDICATOR	129	606	MEMJM02	82
JIG BORE,MOVE TABLE WITH HAND WHEEL	98	606	MEMJM01	82
JIG BORE,SET UP	5151	606	SSUJS01	86
JO-BOLT,INSTALL,CBSTRUCTED,USE JO-BOLT SET	631	607	STFJ103	30
JO-BOLT,INSTALL WITH ARO JO-BOLT GUN MODEL 7 OR SIMILAR	VARIABLE	807	STFJ1XX	30
JO-BOLT,INSTALL WITH HAND TOOL	VARIABLE	807	STFJ1XX	30
JO-BOLT,INSTALL WITH PNEUMATIC TOOL	49	807	BPTJ101	25
JO-BOLT,REMOVE	VARIABLE	807	STFJRXX	30
JO-RCLT,REMOVE	VARIABLE	807	STFRJXX	31
JOINT(FLANGE),ALIGN	332	862	MOHJA01	65
JOINT(FLANGE),ALIGN WITH PIN	171	862	MOHJA02	65
JOINT(FLANGE),TIGHTEN OR LOOSEN,PRELIMINARY	VARIABLE	862	NLJTX	68
JOINT(MORTAR),CUT OFF,BOTTOM AND ONE END,THREE BRICKS,WITH TROWEL	246	861	NLJCO1	64
JOINT(MORTAR),CUT OFF,BOTTOM AND ONE END,ONE BRICK,WITH TROWEL	117	861	NLJCO2	64
JOINT(MORTAR),POINT UP HORIZONTAL AND VERTICAL 8"x16" BLOCK	208	861	NLJPO1	64
JOINT(MORTAR),STRIKE,VERTICAL AND HORIZONTAL, ONE BLOCK,WITH TROWEL	195	861	NLJS01	64
JOINTER,ADJUST TO REQUIRED TABLE HEIGHT	VARIABLE	669	MSUJAXX	118
JOINTER,TURN ON AND OFF	47	669	MEWJT01	116

DEFENSE WORK MEASUREMENT STANDARD TIME DATA
NOUN/VERB INDEX

OPERATION/ELEMENT DESCRIPTION	TMU VALUE	OCCUPATION	DWMSTDP ELEMENT	PAGE
KEY, DEPRESS	5	213	BKPKD01	39
KEY, DEPRESS, ADDING MACHINE OR CALCULATOR	5	214	BCAKD01	43
KEY, DEPRESS, CONTINUOUS TYPE PER STROKE	4	203	BTYKD01	1
KEY, DEPRESS, CONTINUOUS TYPE PER STROKE	5	203	BTYKD02	1
KEY, DEPRESS, ENTER ADDITIONAL DIGIT ON MULTI-COLUMN KEYBOARD CALCULATOR OR ADDING MACHINE.	8	216	BCAKD04	44
KEY, DEPRESS, ENTER FIRST DIGIT ON MULTI-COLUMN KEYBOARD CALCULATOR	15	216	BCAKD03	43
KEY, DEPRESS, 10 KEY ADDING OR CALCULATING MACHINE, USED 1 OR MORE HOURS PPR DAY	3	216	BCAKD02	43
KEY, INSTALL, STRAIGHT MACHINE, LOOSE FIT, NO TOOLS NEEDED	87	U	MNFK102	50
KEY, INSTALL, STRAIGHT MACHINE, TIGHT FIT, USE OF HAMMER AND DRIFT PUNCH REQUIRED	293	U	MNFK103	50
KEY, INSTALL, WOODRUFF WITH HAMMER AND DRIFT PUNCH	311	U	MNFK101	50
KEY, INSTALL IN AND REMOVE FROM ARBOR	158	605	MSUKI01	79
KEY, REMOVE, STRAIGHT MACHINE, LOOSE FIT, NO TOOLS REQUIRED	38	U	MNFKR02	50
KEY, REMOVE, STRAIGHT MACHINE, HAMMER AND DRIFT PUNCH REQUIRED	258	U	MNFKR03	50
KEY, REMOVE, TAPERED MACHINE, HAMMER AND PUNCH REQUIRED	286	U	MNFKR04	50
KEY, REMOVE, WOODRUFF, WITH HAMMER AND DRIFT PUNCH	370	U	MNFKR01	50
KEY, SHIFT, LOCK OR UNLOCK TYPEWRITER-MANUAL, ELECTRIC, & IBM ELECTRIC.	VARIABLE	203	MTYKSXX	3
KEYS, INSTALL IN AND REMOVE FROM TABLE SLOTS, TWO KEYS	1414	60X	SSUKI01	24
K LOADER(25/40K), POSITION TO TRANSFER DOCK	5179	922	MEHKP03	90
K LOADER(25/40 K), POSITION PRECISELY AT RAIL/ROLLER SYSTEM	1467	922	MEHKP04	90
K LOADER, POSITION TO AIRCRAFT	VARIABLE	922	MEHKPXX	90
KNIFE, LOCK AND UNLOCK	256	605	MSUKL01	79
KNEE, LOCK AND UNLOCK ON CINCINNATI VERTICAL MILL NO 3 OR SIMILAR MILLS	598	605	MSUKL02	79
KNIFE(POCKET), OPEN AND CLOSE	136	U	SJPK001	42
KNIFE, USE, TO CUT OR SCRAPE, PER STROKE	VARIABLE	U	BTLKUXX	84
KNOB(CONTROL), UNLOCK AND LOCK	74	U	MACKU01	3
KNOB/POINTER, INSTALL WITH NORMAL ACCESS(HAND OR TOOL)	VARIABLE	7XX	SDAKIXX	2
KNOB/POINTER, REMOVE(HAND OR TOOL)	VARIABLE	7XX	SDAKRXX	3
KNOB, DIAL SET OR ALIGN POINTER WITH TURN UP TO 180 DEGREES	VARIABLE	U	BACKDXX	1

DEFENSE WORK MEASUREMENT STANDARD TIME DATA
NOUN/VERB INDEX

OPERATION/ELEMENT DESCRIPTION	TMU VALUE	OCCUP- ATION	DWNSTOP ELEMENT	PAGE
KNOB, OPEN ON ACETYLENE TORCH TIP	93	81X	MACKG01	33
KNOT, TIE (ROPE), BARREL HITCH, TIMBER HITCH, OR STOPPER	267	U	BNFKT09	49
KNOT, TIE (ROPE), BOWLINE	100	U	BNFKT08	49
KNOT, TIE (ROPE), CLOVE HITCH	147	U	BNFKT07	48
KNOT, TIE (ROPE), HALF HITCH	78	U	BNFKT06	48
KNOT, TIE (ROPE), SQUARE	164	U	BNFKT10	49
KNOT, TIE (STRING), BOWLINE, USING SINGLE END OF LINE	83	U	BNFKT05	48
KNOT, TIE (STRING), SLIP HALF HITCH, USING SINGLE END OF LINE	95	U	BNFKT03	48
KNOT, TIE, CLOVE HITCH, USING SINGLE END OF LINE	70	U	BNFKT04	48
KNOT, TIE, HALF HITCH, USING SINGLE END OF LINE	101	U	BNFKT02	48
KNOT, TIE, SQUARE, USING TWO ENDS OF STRING	215	U	BNFKT01	48
LABEL (BIN), STAMP	2669	929	MIDLS01	172
LABEL (PRE-PRINTED ON 1348-1), APPLY	300	920	MIDLA05	11
LABEL (S), ATTACH TO CONTAINER	TABLE	920	TIDLAXX	12
LABEL, ATTACH, DYMO TAPE WRITER, TO SURFACE AT AN APPROXIMATE LOCATION	112	209	MIDLA04	17
LABEL, ATTACH, FLAT PRESSURE SENSITIVE TYPE TO FOLDER, CARD STOCK OR PACKAGE	135	209	MIDLA03	17
LABEL, ATTACH, GUMMED FLAT TYPE TO FOLDER, CARD STOCK OR PACKAGE	144	209	MIDLA02	17
LABEL, ATTACH, GUMMED FOLD TYPE TO FOLDER OR CARD STOCK	226	209	MIDLAC1	17
LABEL, ATTACH TO CONTAINER	VARIABLE	920	MIDLAXX	11
LABEL, CUT, TO LENGTH, DYMO TAPE WRITER	204	209	MIDLC01	17
LABEL, PREPARE, PER CHARACTER DYMO TAPE WRITER	51	209	MIDLPO1	17
LABEL, PREPARE AND ATTACH TO CARLE	7760	728	SIDLPO1	101
LABEL, SPACING, BETWEEN WORDS OR CHARACTERS, DYMO TAPE LABEL WRITER	21	209	MIDLS01	18
LABELS, STAMP WITH STENCIL ON ROLL STAMP	VARIABLE	920	SIDLSXX	12
LACE, TIE CLOVE HITCH AND OVERHAND KNOT	VARIABLE	U	BWHLTC1	109
LACING (CORD), UNWIND FROM SPOOL PER FOOT	39	U	BWMLU01	109
LACING CORD, UNWIND ONE FOOT FROM SPOOL	85	U	MWMLU01	112
LADDER (BOXCAR), CLIMB, FROM GROUND TO DOCK	195	929	MBMLC01	170
LADDER (BOXCAR), CLIMB, FROM DOCK TO GROUND	168	929	MBMLC02	170
LADDER (EXTENSION), CLIMB AND DESCEND	VARIABLE	U	MBMLCXX	7
LADDER (EXTENSION), MOVE, WEIGHT TO 60 POUNDS	347	8XX	MOHLM01	2
LADDER (EXTENSION), MOVE, LADDER 20 FEET LONG	447	8XX	MOHLM02	2

DEFENSE WORK MEASUREMENT STANDARD TIME DATA
NOUN/VERB INDEX

OPERATION/ELEMENT DESCRIPTION	TNU VALUE	OCCUP- ATION	DWNSTOP ELEMENT	PAGE
LADDER(VERTICAL).CLIMB UP AND DOWN ONE RUNG OR STEP	VARIABLE	U	MBMLCXX	7
LADDER.MOVE TO NEW LOCATION	211	U	H01	10
LAMINATE(CLOTH).LAYOUT AND PREPARE TO REPAIR	VARIABLE	604	SJPLLXX	110
LAMINATION.REMOVE ONE LAYER FROM SHIMSTOCK.TO TWO INCHES WIDE AND SIX INCHES LONG	VARIABLE	604	STLLRXX	6
LAMP(FLUORESCENT).INSTALL IN LAMP HOLDER	103	624	MDAL101	51
LAMP(FLUORESCENT-DESK).WIPE TUBES AND REFLECTOR WITH DAMP CLOTH	134	381	MCLLW01	10
LAMP(FLUORESCENT-DESK).WIPE REFLECTOR.ARM AND BASE WITH DUST CLOTH	213	381	MCLLW02	10
LAMP(PILDT).REPLACE	920	72X	SDALR01	50
LAMPWICK.OBTAIN AND WRAP ON THREADS OF PIPE	623	662	MOHLO01	65
LATCH.CLOSE.ON HANDLE OF GUILLOTINE PAPER CUTTER	31	209	MPHLC01	29
LATCH.OPEN.ON HANDLE OF GUILLOTINE PAPER CUTTER	38	209	MPHLO01	29
LATCH.TURN TO CLOSE BOX OR CONTAINER	48	U	MNFLT01	51
LATCH.TURN TO OPEN BOX OR CONTAINER	47	U	MNFLT02	51
LATHE(ENGINE).BORE HOLF	TABLE	604	TEMLBXX	48
LATHE(ENGINE).CENTER DRILL	1305	604	SEMLC01	66
LATHE(ENGINE).CUT OFF	TABLE	604	TEMLCXX	50
LATHE(ENGINE).DRILL HOLE	TABLE	604	TEMLDXX	52
LATHE(ENGINE).EXTERNAL TURN.GROUP 1 AND 2 MATERIALS	TABLE	604	TEMLYXX	59
LATHE(ENGINE).EXTERNAL TURN GROUP 3 AND 4 MATERIALS	TABLE	604	TEMLZXX	62
LATHE(ENGINE).FACE FINISH CUT	TABLE	604	TEMLFXX	55
LATHE(ENGINE).FACE ROUGH CUT	TABLE	604	TEMLRXX	57
LATHE(ENGINE).REAM HOLE	TABLE	604	TEMLRX	65
LATHE(ENGINE).SET UP WITH CENTERS	9147	604	MSULS01	68
LAVATORY.SCRUB WITH BRUSH OR CLOTH. WALL-MOUNTED FIXTURE	614	381	MCLLS01	10
LAVATORY.WIPE WITH CLOTH	200	381	MCLVL01	13
LAWNMOVER.LIFT TO BENCH	165	639	MOHLL01	112
LEAD(AND SOCKET.ELECTRON TUBE).REPLACE	TABLE	72X	SDARLXX	58
LEAD(AXIAL).UNSOLDER.SOLDER.TAG.UNTAG	3967	72X	SWHLU01	84
LEAD(COMPONENT).MEASURE AND CUT TWO ENDS TO LENGTH	144	U	MWHLM01	112
LEAD(COMPONENT).STRAIGHTEN WITH HANDS	182	U	MWMLS01	112
LEAD(ELECTRIC PLATING).CONNECT TO ANODE	268	500	SJPLC01	5

DEFENSE WORK MEASUREMENT STANDARD TIME DATA
 NUM/VERN INDEX

OPERATION/ELEMENT DESCRIPTION	TMU VALUE	OCCUPATION	DWMSTDP ELEMENT	PAGE
LEAD(GROUND)OR TAB,SOLDER OR UNSOLDER	95	7XX	MPTLS01	11
LEAD(STRANDED),RELOCATE	7712	72X	SMHLR05	84
LEAD(WIRE),CLEAN AND PREPARE END FOR REINSTALLATION(STRANDED WIRE)	VARIABLE	72X	SMHLCXX	83
LEAD(WIRE),REMOVE/INSTALL TO BINDING POST	VARIABLE	72X	MUHLRXX	76
LEAD,CHOOSE FROM WIRE HUNDLE	63	U	MWHLCO1	112
LEAD,DRESS WITH PLIERS	198	U	MWHLDO1	112
LEAD,MEASURE AND CUT TO LENGTH	165	U	MWHLMO2	112
LEAD,REMOVE AND INSTALL,VARIOUS TERMINALS, NORMAL AND RESTRICTED ACCESS	TABLE	72X	SMHLRXX	86
LEAD,REMOVE FROM PRINTED CIRCUIT BOARD	1750	72X	SMHLR06	84
LEAD,REMOVE FROM TERMINAL	VARIABLE	72X	SMHLRXX	84
LEAD,SOLDER ON PRINTED CIRCUIT BOARD	11890	72X	SMHLS01	84
LEAD,TWIST ON TERMINAL	VARIABLE	U	SMHTLXX	109
LEAD,TWIST STRANDED WIRE BY HAND	51	U	MWHLT01	112
LEADS(AMP SOCKET),INSERT THROUGH GROMMET	524	824	SDALI01	52
LEG,MOVE TO 21 INCHES	VARIABLE	U	BBMLMXX	6
LENGTH OF PART,SET ON AUTOMATIC INDERING SCALE,DO-ALL POWER CUTOFF SAW	509	607	MSULS01	90
LENS(GAUGE),REPLACE IN GAUGE	1876	710	SDALR01	32
LETTER(ENGRAVED),FILL WITH ENGRAVENS CRAYON	VARIABLE	704	MPALFXX	18
LETTER(STENCIL),PAINT WITH BRUSH	VARIABLE	740	MPALPXX	117
LETTER,ENGRAVE(PANTOGRAPH),IN METAL,BAKELITE OR PLASTIC	VARIABLE	704	MTPLEXX	19
LETTER,PRINT,UPPER OR LOWER CASE	VARIABLE	U	SMHLPXX	114
LETTER,WRITE,LONGHAND	VARIABLE	U	SMRLLXX	114
LETTERS(SET-METAL STENCIL),PUT IN CASE	181	74X	MOMLPO1	116
LEVEL,GET FROM RAIL	96	910	MTLLG01	8
LEVEL,PLACE ON RAIL	120	910	MTLLPO1	8
LEVER(BAND SAW),REPOSITION	38	607	MEMLR01	88
LEVER(INFEED),MOVE DOWN AND BACK,CYLINDRICAL GRINDER	52	603	MEMLM01	27
LEVER(NON-SQUEEZE),UNLATCH OR LATCH	13	U	BACLU01	1
LEVER(RAPID CROSS FEED),ENGAGE OR DISENGAGE, CYLINDRICAL GRINDER	65	603	MEMLE01	27
LEVER(SPINDLE LOCKING),SHIFT	36	603	MEMLS01	27
LEVER,ENGAGE,OR DISENGAGE	37	U	MACLE01	3
LEVER,ENGAGE,RAPID TRAVEL AND FEED	123	605	MEMLE01	71
LEVER,MOVE	TABLE	U	TACLNXX	5

DEFENSE WORK MEASUREMENT STANDARD TIME DATA
NOUN/VERB INDEX

OPERATION/ELEMENT DESCRIPTION	TMU VALUE	OCCUP- ATION	OWMSTOP ELEMENT	PAGE
LEVER, MOVE J&L AUTOMATIC THREAD GRINDER	VARIABLE	609	MFMLMXX	92
LEVER, SEAT TO MESH GEARS	16	"	BACLS01	1
LEVER, TURN ON AND OFF (AIR VALVE OR SIMILAR)	102	U	MACLT01	3
LEVER, UNLATCH TO DISENGAGE, SQUEEZE TYPE LATCH	19	U	BACLU02	1
LEVERS (REVERSING PAWL), ADJUST FOR TABLE STROKE LENGTH, SURFACE GRINDER	89	603	MSULA01	38
LID (BOX), REMOVE	45	U	MPKLR01	73
LID (WIREBOUND CRATE), OPEN	52	920	MPKLO01	23
LID (WOOD BOX), NAIL CLOSE	VARIABLE	920	MPKLNXX	23
LID (WOOD BOX), REMOVE	VARIABLE	920	MPKLRXX	24
LID, CLOSE, PRY OPEN TYPE CAN TO 6 INCHES DIAMETER	306	U	MPKLC01	73
LID, INSTALL AND SEAL ON FIVE-GALLON CONTAINER, 16 PRY TABS	1016	U	MPKLI02	73
LID, INSTALL ON CAN	160	U	MPKLI01	73
LID, PLACE ON FIRE CAN	125	920	MPKLP01	23
LID, PLACE ON TRIPLE-WALL CONTAINER	233	920	MPKLP03	24
LID, PRY OFF CAN TO 6-INCH DIAMETER	382	U	MPKLP01	73
LID, REMOVE AND REPLACE TRASH CAN OR SIMILAR TO 24 INCHES DIAMETER	VARIABLE	U	MOHLRXX	65
LID, REMOVE FROM FIVE-GALLON CONTAINER, 16 PRY TABS	744	U	MPKLR02	73
LID, SEAL TO METAL CONTAINER (MACHINE SEAL) - MANUALLY OPERATED	245	920	MPKLM01	25
LID, SEAT GASKET, ATTACH TO METAL CONTAINER - MACHINE SEAL	125	920	MPKLS01	24
LID AND LOCKING RING, PLACE ON METAL CONTAINER	283	920	MPKLP02	24
LIGHT (TIMING), USE	VARIABLE	620	SITLUXX	103
LINE (TUBE), REMOVE FROM FITTING, SECURED WITH B-NUT FITTING	1660	62X	MTFLR01	97
LINE (TUBE), SECURE TO FITTING WITH B-NUT FITTING	1735	62X	MTFLS01	98
LINE, DRAW USING SQUARE	43	U	BLOLD01	43
LINE, INDEX, ADDITIONAL, ELECTRIC TYPEWRITER	4	203	BYTLI02	1
LINE, INDEX, ADDITIONAL, MANUAL TYPEWRITER	10	203	BYTLI01	1
LINE, INSCRIBE, CIRCULAR, USING FINGER AS A GUIDE	TABLE	8XX	TLOLIXX	2
LINE, MARK WITH CHALK LINE	VARIABLE	8XX	MLDLNXX	1
LINE, SCRIBE, EXACT POSITION, METAL SURFACE	125	U	MLOLS13	45
LINE, SCRIBE, TO SCALE OR STRAIGHTEDGE	VARIABLE	U	BLOLSXX	43
LINE, SCRIBE TO SCALE (STRAIGHTEDGE)	VARIABLE	U	MLOLSXX	44
LINE, STRIKE WITH CHALK LINE	281	860	MTLLS01	60

DEFENSE WORK MEASUREMENT STANDARD TIME DATA
NDUN/VERB INDEX

OPERATION/ELEMENT DESCRIPTION	TMU VALUE	OCCUPATION	DWSTDP ELEMENT	PAGE
LINE, TYPE	VARIABLE	203	MTVLTXX	3
LINE ITEMS, COUNT NUMBER ON A SHEET	VARIABLE	922	NRDLCXX	145
LINER (CARDBOARD), PLACE IN BOX	163	920	NJPLP02	13
LINER (PAPER), PLACE IN CONTAINER	466	920	NJPLP01	13
LIST (PACKING), ATTACH TO CONTAINER	VARIABLE	920	MPKLAXX	23
LOAD, PICK UP WITH FORKLIFT, MOVE AND STACK	1789	922	SEMLP01	98
LOADING SPOT (AIRCRAFT), CLEAN (AFTER LOADING)	VARIABLE	929	SJPSCX1	179
LOADING SPOT (AIRCRAFT), CLEAN UP	9999	929	SJPSC02	180
LOADING SPOT/AIRCRAFT, CLEAN	678R	929	SJPSC01	180
LOADING SPOT, CLEAN AFTER LOADING	CON/VAR	929	KJPLCX1	204
LOCK (CAM), TIGHTEN AND LOOSEN ON HOLDING DEVICE	210	60X	BSULT01	22
LOCK (LATCH), CLOSE AND LOCK	VARIABLE	U	MNFLCXX	51
LOCK (LATCH), OPEN AND MOVE ASIDE	VARIABLE	U	MNFLOXX	51
LOCK (PALLET-463L), ACTUATE	VARIABLE	929	MACLAXX	170
LOCK (WEDGE), INSTALL	VARIABLE	60X	SNFLIXX	5
LOCK (WEDGE), REMOVE WITH PNEUMATIC TOOL	231	60X	SNFLR01	6
LOCK, RELEASE ON CRANK TYPE CENTER	49	604	MEMLR01	44
LOCKER, DUST, 21X18X78 INCHES	VARIABLE	391	MCLLDXX	10
LOCKNUT (ARBOR SUPPORT), TIGHTEN OR LOOSEN	18R	605	MSULT01	79
LOCK PIN (FIFTH WHEEL), RELEASE	64	904	MJPLRC1	2
LONGITUDINAL STOP ROD, PLACE TO CORRECT POSITION, TURRET LATHE	49	604	MEMLP01	44
LOOP, FORM OR OPEN WITH PLIERS	VARIABLE	72X	MWMLFXX	76
LOOP, PLACE ON TERMINAL AND CLOSE WITH PLIERS	96	82X	MTLLP01	46
LOUVER, REMOVE AND INSTALL, FLUORESCENT LIGHT FIXTURE	203	389	MOHLR01	16
LUBRICANT (CENTER), APPLY TO BOTH ENDS OF PART	76	603	MEMLAC1	27
LUBRICANT/SEALANT, APPLY WITH TUBE AND SPREADER	416	699	MLULA01	119
LUBRICANT/SEALANT, PLACE WITH CIL CAN	113	699	MLULPC1	120
LUBRICANT, APPLY GREASE WITH A PADDLE	105	699	MLULA01	118
LUBRICANT, APPLY TO FITTING WITH BUTTCA TYPE GUN	34	U	BLUGB01	46
LUBRICANT, APPLY TO FITTING WITH HAND OPERATED LEVER TYPE GUN (PER STROKE)	36	U	BLUGL01	46
LUBRICANT, APPLY TO GASKET/O-RING	VARIABLE	7XX	SLULAXX	7
LUBRICANT, APPLY TO SMALL OBJECT	VARIABLE	U	SLUALXX	47
LUBRICANT, APPLY TO SPOT WITH HYPODERMIC SYRINGE	243	7XX	SLULA05	7
LUBRICANT, APPLY TO ZERK FITTING WITH HAND OPERATED GUN	TABLE	U	SLULAXX	47

DEFENSE WORK MEASUREMENT STANDARD TIME DATA
NOUN/VERB INDEX

OPERATION/ELEMENT DESCRIPTION	TMU VALUE	OCCUPATION	DWNSTOP ELEMENT	PAGE
LUBRICANT, APPLY WITH BRUSH TO SPOT	80	699	MLULA02	119
LUBRICANT, APPLY WITH BRUSH/LINEAR FOOT	228	699	03	120
LUBRICANT, APPLY WITH OIL CAN (PER LINEAR FOOT)	28	U	BLUDL01	46
LUBRICANT, APPLY WITH TUBE TO AREA .1 INCH X 1 INCH	26	U	BLUTA01	46
LUBRICANT, APPLY WITH TUBE TO SPOT .1/4 X 1/4 INCH	20	U	BLUTS01	47
LUG (TERMINAL), CONNECT TO SWITCH	64	82X	NDALC01	43
LUG (TERMINAL), CRIMP TO WIRE	83	82X	HTLLC01	46
LUG (TERMINAL), CRIMP TO WIRE END	352	72X	NWMLC01	75
LUG, ATTACH TO CONTACT WITH SCREW	175	72X	NWMLA01	75
LUG, ATTACH WIRE AND INSTALL	VARIABLE	72X	SWHLAXX	83
LUG, IDENTIFY WITH SLEEVE MARKER	122	72X	SIOLIO1	63
MACHINE (ARC WELDING), SET UP	303	810	NJPM501	39
MACHINE (CABLE CODING), SET UP	2360	728	SSUM501	104
MACHINE (FLAME CUTTING), PLACE ON RING	91	816	NSUMP01	42
MACHINE (HOT DIMPLE), SET UP	4624	800	SSUM501	12
MACHINE (MILLING), ALIGN PART FOR VERTICAL MILLING	TABLE	605	TEMPAXX	74
MACHINE (MILLING), BORE HOLE IN GROUP 1 AND GROUP 2 MATERIAL	TABLE	605	TEMNYXX	73
MACHINE (MILLING), BORE TIME ONE INCH DIAMETER ONE INCH DEEP	TABLE	605	TEMNBXX	72
MACHINE (MILLING), TRAVERSE ONE INCH	VARIABLE	605	MMTNTXX	75
MACHINE (SEWING), PREPARE TO OPERATE	945	787	SSJMP01	134
MACHINE (SOD CUTTING), POSITION FOR USE	156	407	NJPHP01	1
MACHINE (WELDING), SET UP, SCIAKY OR SIMILAR AND TEST WELD THREE SPOTS	3995	81X	SSUN501	38
MACHINE (WELDING), SET UP, SCIAKY OR SIMILAR AND TEST WELD ONE TWO INCH SEAM	3481	81X	SSUN502	39
MACHINE (WELDING), TURN ON OR OFF	74	81X	MACHT01	33
MACHINE, ADDITION, WITH TEN KEY ADDING OR CALCULATOR MACHINE	TABLE	216	TCAMAXX	47
MACHINE, CLEAR	VARIABLE	216	MCAMCXX	46
MACHINE, DIVISION, ENTER FIRST AND ADDITIONAL DIGITS IN DIVIDEND AND DIVISOR	TABLE	216	TCAMDXX	47
MACHINE, MULTIPLICATION, WITH CALCULATOR	TABLE	216	TCAMMXX	48
MACHINE, RUN TIME, FOR DIVISION OPERATIONS ON CALCULATORS	TABLE	216	TCAMRXX	48
MACHINE, RUN TIME, FOR MULTI-COLUMN KEYBOARD CALCULATOR	VARIABLE	216	SCAMRXX	45
MACHINE, RUN TIME, FRIDEN CALCULATOR	VARIABLE	216	MCAHRXX	46

DEFENSE WORK MEASUREMENT STANDARD TIME DATA
NOUN/VERB INDEX

OPERATION/ELEMENT DESCRIPTION	TMU VALUE	OCCUP- ATION	DWSTDP ELEMENT	PAGE
MACHINE.SET-UP(IBM 402 CONTROL PANEL)-OPEN GATE OPERATION	80	213	NOMSU07	36
MACHINE.SET-UP(IBM 402 CONTROL PANEL) REMOVE BOARD OPERATION	99	213	NOMSU08	36
MACHINE.SET-UP (IBM 402 CONTROL PANEL) INSTALL BOARD	137	213	NOMSU09	36
MACHINE.SET-UP (IBM 402 CONTROL PANEL) CLOSE GATE	89	213	NOMSU10	36
MACHINE.SET-UP(IBM 519 CONTROL PANEL)REMOVE GATE OPERATION	52	213	NOMSU11	36
MACHINE.SET-UP (IBM 519 CONTROL PANEL) REMOVE BOARD OPERATION	72	213	NOMSU12	36
MACHINE.SET-UP (IBM 519 CONTROL PANEL) INSTALL BOARD	114	213	NOMSU13	37
MACHINE.SET-UP(IBM 519 CONTROL PANEL)-CLOSE GATE OPERATION	92	213	NOMSU14	37
MACHINE.SET-UP.CLOSE CONTROL PANEL GATE	75	213	NOMSU18	37
MACHINE.SET-UP.GET CONTROL PANEL FROM CABINET	235	213	NOMSU03	35
MACHINE.SET-UP. GET CONTROL PANEL FROM LARGE BOARD RACK	134	213	NOMSU05	36
MACHINE.SET-UP.INSTALL CONTROL PANEL BOARD	98	213	NOMSU17	37
MACHINE.SET-UP,OBTAIN CONTROL PANEL FROM SMALL BOARD RACK	123	213	NOMSU04	35
MACHINE.SET-UP.OPEN GATE TO REMOVE AND INSTALL CONTROL PANEL BOARD	55	213	NOMSU15	37
MACHINE.SET-UP.REMOVE CONTROL PANEL BOARD	44	213	NOMSU16	37
MACHINE.SET-UP.REPLACE CONTROL PANEL IN SMALL OR LARGE BOARD RACK	VARIABLE	213	NOMSUX	35
MACHINE.SET-UP.REPLACE CONTROL PANEL IN DESK TYPE CABINET	194	213	NOMSU06	36
MACHINE.START AND STOP WITH PUSH BUTTON OR ROTARY SWITCH	104	U	MACHS01	3
MACHINE.START OR STOP(PUSH TYPE SWITCH)	34	U	MACHS02	3
MACHINE.SUBTRACTION.TEN KEY ADDING MACHINE OR CALCULATOR	TABLE	216	TCAMSXX	48
MACHINE.TRAVEL(PER INCH).RAPID LONGITUDINAL AND CROSS	17	605	MHTTN01	75
MACHINE.TRAVEL(PER INCH).RAPID VERTICAL MOVEMENT	21	605	MHTTN02	75
MACHINE TIME. DUPLICATE OR SKIP COLUMN(S)	VARIABLE	213	BKPNTXX	39
MACHINE TIME,ELECTRO-STAT COPIER.EXPOSURE AND PRINT OUT TIME	703	207	BRPNT09	11
MACHINE TIME.EXPOSURE.XEROX COPIER	223	207	BRPNT14	11
MACHINE TIME.FOR 10 KEY MACHINES	VARIABLE	216	BCANTXX	46
MACHINE TIME.PHOTO-CCPIER.EXPOSURE TIME PER DIAL SETTING	29	207	BRPNT01	10

DEFENSE WORK MEASUREMENT STANDARD TIME DATA
NOUN/VERB INDEX

OPERATION/ELEMENT DESCRIPTION	TMU VALUE	OCCUPATION	OWNSTDP ELEMENT	
MACHINE TIME, PHOTO-COPIER, PRINT OUT TIME PER SINGLE COPY	262	207	BRPMT02	10
MACHINE TIME, PHOTO-COPIER, PRINT OUT TIME PER COPY FOR MULTIPLE COPIES	277	207	BRPMT03	10
MACHINE TIME, PHOTO-COPIER, PRINT OUT TIME FOR BOUND ORIGINALS	204	207	BRPMT04	10
MACHINE TIME, PHOTO-COPIER, ROTATE FILM FOR BOUND ORIGINALS	26	207	BRPMT05	10
MACHINE TIME, PHOTO-COPIER, MACHINE TIME TO READY FOR EXPOSURE FOR BOUND ORIGINALS	17	207	BRPMT06	11
MACHINE TIME, PRINT OUT, XEROX COPIER	692	207	BRPMT15	12
MACHINE TIME, PRINT OUT, XEROX COPIER, ADDITIONAL PRINT OUT TIME FOR 14 INCH COPIES	32	207	BRPMT16	12
MACHINE TIME, THERMO-FAX	129	207	BRPMT10	11
MACHINE TIME, VEHIFAX COPIER, EXPOSURE TIME	368	207	BRPMT11	11
MACHINE TIME, VEHIFAX COPIER, ACTIVATE TIME	472	207	BRPMT12	11
MACHINE TIME, WARM-UP, COLD MACHINE	2113	207	BRPMT07	11
MACHINE TIME, WARM-UP, WARM MACHINE	1057	207	BRPMT08	11
MACHINE TIME, WARM-UP, XEROX COPIER	727	207	BRPMT13	11
MAGNET (ARMATURE), CHARGE	6440	721	SITMC01	98
MAGNET (ARMATURE), DEMAGNETIZE	6090	721	SITMD01	99
MANDREL (NUT OR HYDRAULIC), USE	VARIABLE	603	MEMMXX	27
MANDREL, INSERT OR REMOVE FROM CLOTH ROLT	357	929	MOHMI01	214
MANIFEST (AIR CARGO), OBTAIN FROM PILOT, SIGN FOR SPECIAL HANDLING	882	922	SRCMO01	118
MANUAL ADDITION, PER DIGIT, AFTER FIGURES HAVE BEEN TRANSCRIBED FOR COMPUTATION	28	209	BOGMA01	18
MANUAL MULTIPLICATION	VARIABLE	209	BOGMXX	19
MANUAL MULTIPLICATION, FIRST AND ADDITIONAL DIGITS	TABLE	209	TOGMXX	21
MANUAL SUBTRACTION, PER DIGIT, AFTER FIGURES HAVE BEEN TRANSCRIBED FOR COMPUTATION	24	209	BOGMS01	19
MARGIN, SET, WITH MAGIC MARGIN OR MARGIN SET KEY OR VISIBLE SLIDING TYPE	42	203	NTYMS01	3
MARK (CHECK), MAKE ON FLOOR	268	781	MGMMA01	128
MARKER (F-Z CODE), APPLY	418	U	MHMA01	113
MASK (FACE), PUT ON AND REMOVE, AIR FILTERING, DISPOSABLE TYPE MASK	204	U	MJPMPO1	39
MASTER (MULTILITH), PREPARE WITH XEROX EQUIPMENT	1082	972	SPRMP01	225
MATERIAL (BOLT), DISMOUNT FROM DISPENSING RACK	2258	929	MJPMDO1	175
MATERIAL (BOLT), MOUNT ON DISPENSING RACK	2243	929	MJPMNO1	176
MATERIAL (BOLT), MOVE END THROUGH MEASURING DEVICE	157	929	MGMMA01	171

DEFENSE WORK MEASUREMENT STANDARD TIME DATA
NOUN/VERB INDEX

OPERATION/ELEMENT DESCRIPTION	TMU VALUE	OCCUPATION	DWNSHOP ELEMENT	PAGE
MATERIAL(BOLT),OBTAIN FROM STORAGE	2857	929	MJPN001	176
MATERIAL(BOLT),PREPARE TO ISSUE	2485	929	SJPNP01	179
MATERIAL(BOLT),REROLL	298	929	NDHBR01	212
MATERIAL(BOLT),REROLL	288	929	NDHMR01	214
MATERIAL(BOLT),RETURN TO STORAGE	CON/VAR	922	SEHNRX1	99
MATERIAL(BOLT),SELECT AND CUT	VARIABLE	922	JOHMSX1	117
MATERIAL(BULK),LOAD OR UNLOAD WITH CRANE	24311	921	SEHML01	61
MATERIAL(CLOTH),CUT WITH SCISSORS	VARIABLE	U	MTLMCXX	90
MATERIAL(CLOTH),SEW	VARIABLE	787	MPTMSXX	132
MATERIAL(CUSHIONING),CUT WITH POWER CUTTER	VARIABLE	920	MTPMCXX	52
MATERIAL(PACKING),INSERT IN CARTON	TABLE	920	TPKPIXX	33
MATERIAL(REEL/COIL),CUT,REMOVE AND TIE	VARIABLE	922	MOHMCXX	116
MATERIAL(SOUND PROOFING BLANKET),SEW	VARIABLE	739	SPTMSXX	116
MATERIAL(UPHOLSTERY),REMOVE FROM SEWING MACHINE	65	787	MOHMR04	132
MATERIAL(WASTE),PLACE IN TRASH CONTAINER	129	391	MOHMP01	15
MATERIAL,(PALLETIZED/UNITIZED),LOAD ON TRUCK FROM ABOVE GROUND MAGAZINE W/O PLATFORM(AMMO)	CON/VAR	922	KSHMLX1	153
MATERIAL,ATTACH TO SKID	3357	920	SPKVA01	43
MATERIAL,BALANCE ON HOIST,PART OR PIPE	517	921	SMHMB01	73
MATERIAL,BOND WITH VACUUM PRESSURE AND HEAT LAMPS	30200	754	SFANB01	118
MATERIAL,CHECK AGAINST MANIFEST	585	929	MSHMC01	223
MATERIAL,CONSOLIDATE(PACK)IN WOOD BOX-UNITS FOR EXPORT/IMPORT	CON/VAR	920	KPKMCX4	49
MATERIAL,CONSOLIDATE AND STRAP ON PALLET-UNITS FOR EXPORT/IMPORT	CON/VAR	920	KPKMCX2	47
MATERIAL,CONSOLIDATE IN TRIPLE-WALL BOX-UNITS FOR EXPORT/IMPORT	CON/VAR	920	KPKMCX3	47
MATERIAL,CONSOLIDATE ON PALLET-UNITS FOR IMPORT/EXPORT	CON/VAR	920	KPKMCX1	47
MATERIAL,COUNTERSINK(MICRO)	TABLE	7XX	STPMCXX	16
MATERIAL,CUT ALONG STRAIGHTEDGE WITH KNIFE	VARIABLE	U	BTLMCXX	84
MATERIAL,CUT WITH MACHINE(PER INCH)	VARIABLE	781	MTLMCXX	129
MATERIAL,CUT WITH POWER HACKSAW PER SQUARE INCH OF STAINLESS STEEL OR TOOL STEEL	2381	607	MHTMC01	89
MATERIAL,CUT WITH POWER HACKSAW PER SQUARE INCH OF MILD STEEL OR CAST IRON	1667	607	MHTMC02	89
MATERIAL,CUT WITH POWER HACKSAW PER SQUARE INCH OF NON-FERROUS MATERIAL	801	607	MHTMC03	90
MATERIAL,CUT WITH SHEARS(UPHOLSTERY)	33	783	MTLMC01	127

DEFENSE WORK MEASUREMENT STANDARD TIME DATA
NOUN/VERB INDEX

OPERATION/ELEMENT DESCRIPTION	TMU VALUE	OCCUP- ATION	DWMSTDP ELEMENT	PAGE
MATERIAL, FOLD	91	780	SOHMF01	127
MATERIAL, FOLD (18 INCHES)	113	929	MOHMF01	214
MATERIAL, MEASURE AND MARK FOR CUTTING	584	66X	MGHMM01	113
MATERIAL, MEASURE LENGTH OF	VARIABLE	U	MGHMMXX	20
MATERIAL, MEASURE TO DETERMINE SIZE OF CARTON FOR PACKING	94	920	MGHMM01	10
MATERIAL, PICK UP, TRANSPORT, DROP WITH FORKLIFT TRUCK	CON/VAR	922	SEHMPX1	99
MATERIAL, PIN TO CHAIN OR OTHER MATERIAL	90	780	SCPMP01	125
MATERIAL, PLACE IN WOOD VISE	VARIABLE	66X	BOHMPXX	113
MATERIAL, POSITION TO SEW	VARIABLE	787	MOHMPXX	131
MATERIAL, POSITION TO SEW	346	787	MOHMP03	131
MATERIAL, REMOVE FROM WOOD VISE	VARIABLE	66X	BOHMRXX	113
MATERIAL, REPOSITION TO SEW	VARIABLE	787	MOHMRXX	132
MATERIAL, SELECT-FULL PALLET (SINGLE LINE ITEM PER PALLET)	VARIABLE	922	JEHMSX4	106
MATERIAL, SELECT-ONE LINE FROM RACK STORAGE (MULTIPLE LINE ITEMS BY STOCK SELECTOR-PLATFORM TYPE)	VARIABLE	922	JEHMSX6	108
MATERIAL, SELECT FROM BIN	VARIABLE	929	JOHMSX1	217
MATERIAL, SELECT FROM BULK LOCATION-MORE THAN ONE LOCATION-MULTI LINES PER PALLET	VARIABLE	922	JEHMSX5	107
MATERIAL, SEW BY HAND	256	780	MNFMS01	126
MATERIAL, SEW COUPLING SEAM	VARIABLE	787	MPTSWXX	133
MATERIAL, HANDLE, DATA MACHINE	145	213	MDMMH01	34
MATERIAL (EPOXY), SCRAPE FROM FLOOR WITH PUTTY KNIFE OR SIMILAR, PER SPOT	253	381	MCLMS01	10
MATERIAL (WOOD, WALL OR CROSS-EVANS), GET FROM FOUR WHEEL CART	VARIABLE	929	MJPMGX	175
MATERIAL (WALL, DOOR AND CROSS-EVANS GEAR), INSTALL IN HOKCAR	VARIABLE	929	MJPMIX	176
MATERIAL (WALL, DOOR AND CROSS-EVANS GEAR), REMOVE FROM HOKCAR	VARIABLE	929	MJPMRXX	176
MATERIAL (WALL, DOOR OR CROSS-EVANS GEAR), ASIDE TO FLOOR OR FOUR WHEEL CART	VARIABLE	929	MJPMAXX	175
MESSAGE, PREPARE, FORM, DD 173	VARIABLE	222	STYMPXX	50
METAL, CUT WITH SNIPS, PER INCH, SHEET METAL	VARIABLE	80X	STLNCXX	7
METAL, HEAT WITH DIMPLING DIE	VARIABLE	800	BPTMHXX	11
MATERIAL ELECTRICAL-OHM, VOLT, ETC., SET UP AND DISMANTLE	772	72X	SJPM501	70

DEFENSE WORK MEASUREMENT STANDARD TIME DATA
NOUN/VERB INDEX

OPERATION/ELEMENT DESCRIPTION	TMU VALUE	OCCUPATION	OWNSTOP ELEMENT	PAGE
METER(TEST),SET UP AND DISMANTLE	334	72X	SJPM502	70
METER,ADJUST	29620	710	SITMA01	40
METER,REPLACE	VARIABLE	72X	SDAMRXX	51
METER AND WEGGER,SET UP AND TAKE DOWN	1254	72X	SJPM504	70
MICROFILM, ADVANCE, READER MACHINE, FILM TO DESIRED FRAME, PRINT, ETC.	750	208	MFRMA01	15
MICROFILM,REWIND, READER MACHINE,FILM,TO STOP POSITION, MACHINE TIME INCLUDED	332	208	MFRMF01	15
MICROMASK,APPLY TO PART WITH BRUSH	TABLE	500	SPANAXX	6
MICROMETER(DEPTH),USE WITH PARALLEL BARS	VARIABLE	U	SITMUXX	34
MICROMETER(INSIDE),SET UP WITH TWO EXTENSIONS	1659	U	SJPM501	43
MICROMETER(INSIDE),USE,GUAGE DIMENSION	VARIABLE	60X	BITMUXX	17
MICROMETER(INSIDE),USE TO MEASURE DIMENSION OVER 12 INCHES	724	60X	BITMU03	17
MICROMETER(OUTSIDE),MEASURE DIMENSION AND READ	TABLE	U	TITMXX	33
MICROMETER,ADJUST ANVIL TO ZERO	713	60X	MITMA01	18
MICROMETER,CHECK ACCURACY WITH PIN GAUGE	213	60X	MITMC01	19
MICROMETER,MEASURE DEPTH	VARIABLE	U	MITMXX	31
MICROMETER,REMOVE AND REPLACE ANVIL	443	60X	MITMR01	19
MICROMETER,TIGHTEN AND LOOSEN LOCKNUT	85	60X	BITMT01	17
MICROMETER,USE	VARIABLE	U	MITMUXX	31
MICROMETER,USE(REMOVE AND REPLACE EXTENSION ON INSIDE MICROMETER)	343	U	MITMU06	31
MICROMETER,USE-CHECK OBJECTS OF DIFFERENT SIZE	427	U	MITMU04	31
MICROMETER,USE-CHECK OBJECTS OF SAME SIZE	380	U	MITMU05	31
MICROMETER,USE,CHANGE POSITION OF THIMBLE FOR MAKING CHECK OF SIZE DIFFERENT FROM PRIOR CHECK	140	U	BITMUC3	28
MICROMETER,USE,CHECK INSIDE DIAMETER OR BETWEEN TWO SURFACES	265	U	MITMU07	32
MICROMETER,USE,READ SCALE	VARIABLE	U	BITMUXX	28
MICROMETER,USE,TO CHECK PART(CHANGE SETTING,BIT-MU-03,NOT NECESSARY)	74	U	BITMU05	28
MICROMETER,USE TO CHECK PART AFTER CHANGE SETTING,BIT-MU-03	22	U	BITMU04	28
MICROMETER STOP,SET ON ENGINE LATHE	615	604	MENMS01	45
MILL(FACE),MOUNT,SPINDLE MOUNT(FOUR SCREWS)	134	605	MSUMN02	79
MILL(FACE),REMOVE,SPINDLE MOUNT(FOUR SCREWS)	102	605	MSUMR02	79
MILL,MOUNT,SHELL TYPE MOUNTING(CENTER SCREW)	141	605	MSUMN01	79
MILL,REMOVE,SHELL TYPE MOUNTING(CENTER SCREW)	195	605	MSUMR01	79
MISSILE(CONTAINER,MISSILE MOTOR,OR TRANSPORTER),MOVE FROM OR INTO AIRCRAFT	173368	929	SMMNT01	211

DEFENSE WORK MEASUREMENT STANDARD TIME DATA
 MONTH/YEAR INDEX

OPERATION/ELEMENT DESCRIPTION	TMU VALUE	OCCUPATION	DWMSTD ELEMENT	PAGE
MIX (HOT BITUMINOUS), SPREAD WITH RAKE, PER SQUARE YARD	776	853	MTLMS01	27
MIXTURE (DRY AGGREGATE), DUMP INTO MIXER FROM HOPPER	593	844	MACND01	50
MOP, WRING (CRANK TYPE WRINGER)	496	381	MJPMW01	14
MORTAR, APPLY ON THREE BRICK LENGTHS; FURROW AND CUT JOINT	244	861	MNFMA02	62
MORTAR, APPLY TO ONE END AND ONE SIDE OF BRICK	82	861	MNFMA01	62
MORTAR, APPLY TO ONE END OF BRICK	28	861	MNFMA03	62
MOTION (HEAD), START AND STOP, BLANCHARD NOTARY GRINDER	61	603	MEMMS01	27
MOTION (TABLE), START AND STOP, SURFACE GRINDER	44	603	MEMMS02	27
MOTOR (A/T), PREPARE FOR USE, ASIDE	VARIABLE	7XX	SJPNPXX	7
MOTOR (ELECTRIC), MOUNT AND HOOK UP	VARIABLE	721	SDAMHXX	94
MOTOR (ELECTRIC), TEST	VARIABLE	721	SITNTXX	99
MOTOR (GENERATOR), REPAIR (DISASSEMBLE, CLEAN, EXAMINE, AND ASSEMBLE)	22090	721	SDAMR04	95
MOTOR (GENERATOR), REPLACE	37140	721	SDAMR05	96
MOTOR (GYRO-LARGE), UNSEAL	14270	710	SDAMU01	33
MOTOR (GYRO-MEDIUM), UNSFAL AND SEPARATE INTO SUB-ASSEMBLIES	14677	710	SDAMU02	33
MOTOR (OR MOTOR GENERATOR), REPLACE TO GEAR PLATE	9160	721	SDAMR01	94
MOTOR (RESOLVER), DISASSEMBLE	8360	721	SDAMD03	94
MOTOR, DISASSEMBLE (THREE SCREWS AND COVER)	4236	721	SDAMD02	94
MOTOR, DISASSEMBLE (TRU-ARC RING)	1796	721	SDAMD01	94
MOTOR, REPAIR	10960	721	SDAMR02	95
MOTOR, REPLACE	24560	721	SDAMR03	95
MOTOR, START AND STOP	688	608	MSUNS01	80
MOULDING, CUT ON MOULDING CUTTER	195	669	MEVMC01	116
MOUNT (SHOCK), INSTALL	1490	7XX	SDAMI01	3
MOUNT (SHOCK), REMOVE	1170	7XX	SDAMR01	3
MOUNT (SINGLE STUD), GET, PREPARE AND FIT TO CHASSIS	VARIABLE	72X	SOAMGXX	51
MULTI-METER, SET UP AND ASIDE (TO PERFORM CONTINUITY OR RESISTANCE CHECK)	1810	72X	SJPM503	70
NAIL, POSITION AND START TO DRIVE WITH HAMMER	59	860	MTLNP01	60
NAIL, PRE-NAIL PRIOR TO ASSEMBLY	138	660	MNFNP01	114
NAIL, REMOVE WITH HAMMER	VARIABLE	860	STLNRXX	61
NAIL, SET AND DRIVE	TABLE	U	TNFNSXX	57
NAIL, SET WITH NAIL PUNCH	67	660	MNFNS01	114

OFFENSE WORK MEASUREMENT STANDARD TIME DATA
NOUN/VERB INDEX

OPERATION/ELEMENT DESCRIPTION	TMU VALUE	OCCUP- ATION	DWNS STOP ELEMENT	PAGE
NAIL, START IN BOARD	VARIABLE	860	MTLNSXX	61
NAILS, GET FROM BOX	65	860	MOHNG01	59
NEEDLE (HAND SEWING), THREAD	376	78X	BJPNT01	124
NETS (CARGO), POSITION AND SECURE ON 463L PALLET	VARIABLE	920	MPKAPXX	24
NETS (CARGO), REMOVE FROM PALLET (463L)	16383	920	MPKAR01	24
NETS (CARGO), STRAIGHTEN AND HANG ON RACK	1882	920	MOHNS01	13
NETS (463L PALLET TIEDOWN), OBTAIN AND PLACE	1917	920	MPKAO01	24
NOZZLE (AEROSOL PAINT SPRAY CAN), CLEAR	67	U	MPTNC01	76
NOZZLE (COOLANT), ADJUST TO WORK	78	603	MEMNA01	27
NOZZLE (COOLANT), SWING ASIDE AND RETURN	134	603	MSUNS01	39
NOZZLE, CHANGE ON AIR-OPERATED SPRAY GUN	239	699	MLUNC01	120
NOZZLE, INSTALL AND REMOVE FROM HOSE	VARIABLE	407	MTFNIXX	3
NOZZLE, TEST, SIMMONS FUEL INJECTION PUMP, PEN NOZZLE	4721	620	SITNT01	103
NUMBER (CAR SEAL), VERIFY	216	929	MHDNV01	223
NUMBER(S), ALPHA-NUMERIC, READ AND VERIFY, EYE TRAVEL FROM DOCUMENT TO DOCUMENT	TABLE	U	TRDNAXX	77
NUMBER(S), NUMERIC, READ & VERIFY, EYE TRAVEL FROM DOCUMENT TO DOCUMENT	TABLE	U	TRDNXX	78
NUMBER/DIGIT, COPY, MANUALLY	VARIABLE	209	MOGNCXX	21
NUMBER, COPY FROM SOURCE DOCUMENT	TABLE	U	TWRNCXX	116
NUMBER, READ, FIRST OR ADDITIONAL, NO EYE TRAVEL	VARIABLE	U	MRONRXX	76
NUMBER, WRITE, PER DIGIT	18	U	SWRNC01	114
NUMBERS, MULTIPLY (READ, TRANSPOSE)	TABLE	U	TOGNMXX	61
NUT (ANCHOR), INSTALL, DRILL NEW HOLES USING ANCHOR NUT AS DRILL GUIDE, FIRST NUT, EASY ACCESS	4502	807	SNFNI03	23
NUT (ANCHOR), INSTALL, EASY ACCESS, DRILL NEW HOLES USING ANCHOR NUT AS DRILL GUIDE, EACH ADDITIONAL NUT	2863	807	SNFNI04	23
NUT (ANCHOR), INSTALL IN EXISTING HOLES, EASY ACCESS	VARIABLE	807	SNFNIXX	22
NUT (ANCHOR), INSTALL WITH TWO RIVETS, FIRST NUT (USE DRILL JIG TO LOCATE ATTACH HOLES)	4039	807	SNFNI05	23
NUT (ANCHOR), INSTALL WITH TWO RIVETS, ADDITIONAL NUT (USE DRILL JIG TO LOCATE ATTACH HOLES)	1449	807	SNFNI06	23
NUT (AND BOLT), ASSEMBLE OR DISASSEMBLE, WHERE TWO WRENCHES ARE REQUIRED	534	CXX	MTLNA01	9
NUT (CHANNEL), INSTALL	VARIABLE	807	SNFINXX	22
NUT (GYRO MOTOR), UNSEAL	VARIABLE	710	SDANUXX	32
NUT (LOCK), UNFASTEN AND FASTEN FROM SIDE OF TOP AND BOTTOM CUTTER HEADS OF MOLDER	340	669	MFWAU01	117

DEFENSE WORK MEASUREMENT STANDARD TIME DATA
NOUN/VERB INDEX

OPERATION/ELEMENT DESCRIPTION	TMU VALUE	OCCUP- ATION	DWNSTDP ELEMENT	PAGE
NUT(PLASTIC WIRE SPLICER).INSTALL	142	72X	MWMN101	75
NUT(SMALL).POSITION AND ENGAGE ON BOLT	57	U	BTFNPO2	79
NUT(THURSTON CHUCK).LOOSEN OR TIGHTEN WITH MALLEE	56	605	MSUNL01	80
NUT.POSITION ON STUD	32	U	BTFNPO1	79
NUT.SEAT WITH WRENCH AND REMOVE WRENCH	191	910	BTLNS01	5
NUT.TURN DOWN.SFAT WITH NUT SETTER	39	910	MTPNT01	9
NUT.TURN WITH WRENCH	98	910	MTLNT01	8
NUT AND WASHER.PCSITION ON STUD	VARIABLE	U	MTFNPXX	82
NUT SETTER.PLACE HEAD ON NUT	68	910	MTPNP01	9
NUT SETTER.REMOVE FROM NUT	39	910	BTPNR01	8
OBJECT(CYLINDRICAL).UNWRAP	VARIABLE	920	MPKOUXX	25
OBJECT(MFAVY).SLIDE ON FLOOR	590	U	MOHOS01	66
OBJECT(LAMINATED).REPAIR	VARIABLE	754	SSRORXX	122
OBJECT(LAMINATED).REPAIR(FILL VOID)	5200	754	SSROR10	122
OBJECT.BUFF WITH WIRE WHEEL	VARIABLE	705	SCLOBXX	19
OBJECT.CLEAN.PER STROKE	TABLE	U	TCLOCXX	12
OBJECT.CLEAN WITH BRUSH.PER SQUARE FOOT	VARIABLE	U	MCLOCXX	10
OBJECT.CLEAN WITH BRUSH AND SOLVENT	88	U	MCLOC03	10
OBJECT.OFMAGNETIZE WITH COIL	VARIABLE	709	MITODXX	23
OBJECT.DIP IN VISCOUS MATERIAL SUCH AS GHPASE. RED LEAD OR SIMILAR	63	U	BOPOD01	17
OBJECT.DIP WITH HOOK	199	699	MDPOD01	118
OBJECT.DISENGAGE	VARIABLE	7XX	MOHODXX	9
OBJECT.DRY WITH COMPRESSED AIR.UP TO 110 SQUARE INCH SURFACE AREA	816	6XX	MCLOD01	1
OBJECT.FRAMEINE SURFACE CONDITION VISUALLY WITH NAKED EYE	TABLE	U	TITOEXX	33
OBJECT.GAIN CONTROL AFTER GET HANDFUL OF OBJECTS	38	U	BOHOG01	62
OBJECT.GET.PLACE TO USE.AND PLACE ASIDE	TABLE	U	TPLOGXX	75
OBJECT.GET AND PLACE	TABLE	U	TGTOGXX	21
OBJECT.HANG ON HOOK	VARIABLE	U	SOHONXX	68
OBJECT.IMMENSE IN LIQUID OR PASTE	TABLE	U	TOPOIXX	17
OBJECT.INSPECT WITH BLACK LIGHT	VARIABLE	709	SITOIXX	25
OBJECT.MAGNETIZE FOR MAGNAGLC INSPECTION	VARIABLE	709	MITOMXX	23
OBJECT.OBTAIN	TABLE	U	TGTOOXX	21
OBJECT.PENCIL.GLT FROM SHIRT PCKET	65	U	MOHOG01	66
OBJECT.PICK UP AND SET DOWN	VARIABLE	U	MOHPOXX	66

DEFENSE WORK MEASUREMENT STANDARD TIME DATA
NOUN/VERB INDEX

OPERATION/ELEMENT DESCRIPTION	TIME VALUE	OCCUPATION	UNRSTOPELEMENT	PAGE
OBJECT, PLACE IN AND REMOVE FROM OVEN, FIRST OBJECT	304	621	NHOP01	110
OBJECT, PLACE IN AND REMOVE FROM OVEN, ADDITIONAL OBJECT	124	621	NHOP02	110
OBJECT, PLACE IN SHIRT POCKET, SUCH AS PENCIL, SCRIBE, OR SCALE	73	U	NHOP01	66
OBJECT, PLACE WITH A COMBINATION OF MOVE AND/OR POSITION MOTIONS USING THE HAND(S) OR FINGERS	TABLE	U	TL0P0XX	75
OBJECT, RAISE AND LOWER WITH MANUALLY OPERATED HOIST, AVERAGE 28-FOOT HEIGHT	686	66X	NHOP01	57
OBJECT, RELEASE FROM STRAP VISE (HYDRAULIC)	VARIABLE	7XX	NYSORXX	16
OBJECT, REPOSITION AT WORKPLACE BY SLIDING ON LIFTING AND TURNING, OBJECT TO 50 POUNDS WEIGHT, TURN TO 180 DEGREES	TABLE	U	TONCRXX	67
OBJECT, SECURE IN STRAP VISE (HYDRAULIC OPERATE)	VARIABLE	7XX	NYSORXX	16
OBJECT, START MOVEMENT BY PUSHING	42	U	NHOS01	47
OBJECT, START MOVING BY PUSHING (WHEELED OBJECT)	30	U	NHOS01	47
OBJECT, TURN ABOUT HORIZONTAL OR VERTICAL AXIS TO 180 DEGREES, OBJECT ATTACHED TO STAND OR FIXTURE, EFFECTIVE NET RESISTANCE (ENR) TO 50 POUNDS	TABLE	U	TONOTXX	67
OBJECT, TURN OVER, USE OF AIR HOIST REQUIRED	1306	6XX	NHOTO1	5
OBJECT, UNWRAP	176	U	NPKO01	74
OBJECT, WASH	VARIABLE	U	NCLD0XX	10
OBJECTS, STRING ON WIRE FOR CLEANING	VARIABLE	503	SJPOSXX	18
OIL (LIGHT), APPLY WITH SYRINGE	VARIABLE	7XX	SLUCAXX	7
OIL, APPLY TO HOLE OR SPOT WITH TRIGGER TYPE OIL CAN	VARIABLE	699	MLUD0XX	120
OIL, APPLY TO SPOT WITH DIAPHRAGM TYPE OIL CAN	15	U	SLUC02	46
OIL, APPLY TO SPOT WITH TRIGGER TYPE OIL CAN	18	U	SLUC01	46
OIL, APPLY WITH APPLICATOR SUCH AS TOOTH PICK, NEEDLE, OR WIRE	47	699	MLUAG01	118
OIL, REMOVE AND DISPOSE OF, WITH HAND OPERATED SUCTION GUN	248	699	MLUOR01	120
OILER, PREPARE FOR FILLING	187	62X	NJPOP01	43
OPENING (CORD-STRIPPABLE COMPOUND), SEAL	221	920	NTLOS01	94
OSCILLATION (WHEEL), START AND STOP, CYLINDRICAL GRINDER	88	603	NEMOS01	28
OUTPUT (POWER), TEST	1230	72X	SITOT01	67
OVERCOAT, BUTTON, PER BUTTON	83	782	NPKO01	129
OVERCOAT, BUTTON AND FOLD	684	782	SPKO01	131
OVERCOAT, FOLD	617	782	NPKOF01	130
OVERCOAT, OBTAIN AND SPREAD TO BUTTON	179	782	NPKOD01	130

DEFENSE WORK MEASUREMENT STANDAPD TIME DATA
NOUN/VERB INDEX

OPERATION/ELEMENT DESCRIPTION	TMU VALUE	OCCUP- ATION	DWNSTOP ELEMENT	PAGE
OVERWRAP,TAPE	VARIABLE	920	MPKOTXX	25
PACK (INTERMEDIATE),MAKE WITH PAPER BAG	VARIABLE	920	SPKPMXX	40
PACK (INTERMEDIATE-FIBERBOARD),MAKE	1511	920	KPKPM01	49
PACK (LEVEL A),TAPE SEAMS AND STENCIL	VARIABLE	920	MPKPTXX	27
PACK,MEASURE AND CUBE	1061	920	MGNPC01	10
PACK,MOVE WITH FORKLIFT TRUCK	CON/VAR	922	SEHPMX1	100
PACK,STENCIL	VARIABLE	920	MIDPSXX	11
PACKAGE (BLISTER),SEPARATE FROM MULTI- COMPARTMENT UNITS	209	920	MTLPS01	54
PACKAGE (BLISTER OR SKIN),FORM	318	920	SPKPF01	43
PACKAGE (FIBERBOARD OR BLISTER),CUT	162	920	MPKPC01	26
PACKAGE (METHOD 1),PREPARE (INSERT DESICCANT WITH OR WITHOUT HUMIDITY INDICATOR LABEL)	TABLE	920	SPKPPXX	44
PACKAGE,HANDLING,MIXED LOADS	TABLE	929	TOMPHXX	216
PACKING,INSTALL IN BOX	88	920	MPKPI01	26
PACKING,INSTALL IN BOX	151	920	MPKPI02	26
PAD,OPEN/CLOSE,INK	82	209	MIDPO01	18
PAGE/SHEET,FLIP,CORNER OF CARD OR PAPER TO TURN, REMOVE, CCUNT OR SEARCH	23	209	MPHPF01	29
PAGE,FIND,IN MANUAL	214	U	MRDPF01	76
PAGE,TURN,COPY MATERIAL TO BE TYPED	41	203	BTYPT01	1
PAINT (EXCESS),WIPE OFF AFTER STAMPING AND PAINT APPLIED	265	740	MCLPW01	116
PAINT (GREASE OR VARNISH),APPLY WITH BRUSH	63	U	BPAPA01	68
PAINT,APPLY TO FILL METAL STAMPING	386	740	MPAPA01	117
PAINT,APPLY TO IDENTIFICATION PLATE	609	U	MIDPA01	23
PAINT,APPLY WITH BRUSH	VARIABLE	U	SPAPAXX	69
PAINT,APPLY WITH BRUSH ATTACHED TO BOTTLE CAP	VARIABLE	U	SPAAPXX	69
PAINT,SPRAY	VARIABLE	U	BPAPSXX	65
PAINT,SPRAY	VARIABLE	U	MPAPSXX	69
PAINT,SPRAY ON AIRCRAFT SURFACE,PER TEN SQUARE FEET	VARIABLE	845	MPAPSXX	55
PAINT,STRIP FROM INSTRUMENT CASE	1452	599	SCLPS03	19
PAINT,STRIP FROM PART	VARIABLE	599	SCLPSXX	19
PALLET (EMPTY),GET (SINGLE),RETURN STACK	CON/VAR	922	SEHPGX1	99
PALLET (EMPTY),MANHANDLE	VARIABLE	929	MOMPHXX	214
PALLET (EMPTY),MOVE INTO OR OUT OF CARRIER USING FORKLIFT TRUCK	VARIABLE	922	MEHPHXX	90
PALLET (EMPTY),OBTAIN WITH FORKLIFT TRUCK	CON/VAR	922	SEHPGX1	100

DEFENSE WORK MEASUREMENT STANDARD TIME DATA
NOUN/VERB INDEX

OPERATION/ELEMENT DESCRIPTION	TMU VALUP	OCCUP- ATION	OWNSTDP ELEMENT	PAGE
PALLEY(EMPTY),PLACE;MOVE LOADED	CON/VAR	922	KRCPPX1	127
PALLEY(EMPTY),REMOVE FROM CAR,RETURN TO STOW	CON/VAR	922	SEMPRX1	102
PALLEY(EMPTY),RETURN TO STORAGE	CON/VAR	922	SEMPRX2	102
PALLEY(LOADED),LOAD INTO CARRIER BY FORKLIFT TRUCK	VARIABLE	922	SEMPLXX	100
PALLEY(LOADED),PICK UP AND MOVE WITH ELECTRIC STANDUP OPERATED FORKLIFT TRUCK	CON/VAR	922	SEHPPX1	101
PALLEY(LOADED),TRANSPORT FROM CARRIER WITH FORKLIFT	VARIABLE	922	SEHPTXX	103
PALLEY(LOADED-2000 POUNDS),PICK UP IN RAILROAD CAR WITH ELECTRIC FORKLIFT	533	922	MEHPP01	90
PALLEY(LOADED-4000 POUNDS),PICK UP WITH AN ELECTRIC FORKLIFT TRUCK	447	922	MEHPP03	91
PALLEY(LOADED-4000 POUNDS),PICK UP WITH ELECTRIC FORKLIFT TRUCK	321	922	MEHPP04	91
PALLEY(LOADED-4000 POUNDS),SET DOWN WITH ELECTRIC FORKLIFT TRUCK	335	922	MEHPS01	91
PALLEY(LOADED 2000 POUNDS),PICKUP WITH ELECTRIC FORKLIFT TRUCK	465	922	MEHPP02	91
PALLEY(ON CONVEYOR),GET WITH HOOKED ROD	277	929	MMHPG01	208
PALLEY(S)/UNIT LOADS,STACK WITH FORKLIFT TRUCK	TABLE	922	TEHPSXX	96
PALLEY(SAFETY),MOUNT AND DISMOUNT	203	929	MBMPH01	171
PALLEY(WAREHOUSE),BREAKDOWN	CON/VAR	922	KRCPBX2	127
PALLEY(WAREHOUSE),POSITION AT AIRCRAFT FOR UNLOADING	CON/VAR	922	SEHPPX2	102
PALLEY(463L),BREAKDOWN(PER PALLET)	CON/VAR	922	KRCPBX1	126
PALLEY(463L),BUILD UP AND POSITION FOR MOVEMENT	CON/VAR	920	KPKPBX1	49
PALLEY(463L),HANDLE ONTO/OFF 10K FORKLIFT	2534	929	MCMPH01	214
PALLEY(463L),MOVE ONTO TRANSFER LOADING DOCK	10936	922	SEMPNC1	100
PALLEY(463L),OBTAIN WITH PLASTIC BAG,CARGO NETS AND TRANSPORT TO BUILD UP PIT	13496	922	MEHPO01	90
PALLEY(463L),TRANSFER TO BREAKDOWN DOCK,STOW EQUIPMENT,DELIVER PAPER WORK TO OFFICE	CON/VAR	922	KRCPTX1	128
PALLEY(463L-EMPTY),OBTAIN AND PLACE IN BUILD UP PIT	CON/VAR	922	SEHPOX2	101
PALLEY(463L-EMPTY),RETURN TO STORAGE	3529	922	SEMPRC1	103
PALLEY(463L-LOADED),OBTAIN CONTROL AND MOVE	TABLE	921	TMHPMXX	71
PALLEY/UNIT LOAD(MMCI),PREPARE TO LOAD	CON/VAR	929	KJPPPX1	204
PALLEY,CHECK CONFIGURATION	1648	920	MGMCP01	10
PALLEY,LOAD INTO AIRCRAFT USING A 10K FORKLIFT LOADER AND 463L TRAILER	22782	921	SEHPL01	61
PALLEY,MOVE FROM TRANSFER DOCK ONTO 25/40 K LOADER	6048	929	MMHPM01	208

DEFENSE WORK MEASUREMENT STANDARD TIME DATA
NOUN/VERB INDEX

OPERATION/ELEMENT DESCRIPTION	TMU VALUE	OCCUPATION	DWMSTOP ELEMENT	PAGE
PALLET, MOVE WITH MANUAL TRANSPORTER	VARIABLE	929	MEHPMXX	171
PALLET, PUSH ON CONVEYOR	168	921	NMMP01	66
PALLET, TURN ON TURNTABLE (NON-POWERED)	217	929	NMMP01	208
PALLET, UNLOAD FROM AIRCRAFT USING A 10K FORKLIFT LADER AND 463L TRAILER	24894	921	SEMPU01	61
PALLET, WEIGH, RECORD WEIGHT ON DOCUMENTS AND ATTACH WEIGHT RECORD TO PALLET	7432	929	MGMP01	172
PALLET LOAD/TRI-WALL CONTAINER, STENCIL/LABEL/STRAP	CON/VAR	920	SPKPSX1	48
PALLET LOAD, SHROUD (SHEATH) STRAP AND MARK	CON/VAR	920	KPKPSX1	50
PALLET RESTRAINT (463L), LOCK/UNLOCK	VARIABLE	929	MACPLXX	170
PALLETS (463L-LOADED), ASSEMBLE FOR MOVEMENT TO AIRCRAFT	CON/VAR	922	KSMPSX1	153
PALLETS/UNIT LOADS, PICK UP WITH FORKLIFT TRUCK	TABLE	922	TEHPPXX	96
PANEL (ELECTRICAL METER), INSTALL	72	824	NDAP101	51
PANEL (ELECTRICAL METER), REMOVE	42	824	NDAPR01	52
PAPER (PACKING), CUT WITH SHEARS	VARIABLE	920	NTPCXX	54
PAPER (SHEET), GET AND POSITION	628	920	NPKPG01	26
PAPER (STENCIL), CUT ON PAPER CUTTER	VARIABLE	U	NJPPCXX	39
PAPER, ALIGN, IN ROLLERS-CONTROL TAPE (IBM ACCTG MACHINE)	95	213	NOMPA01	34
PAPER, ASIDE, FINISHED	33	209	BTYP01	31
PAPER, HANDLE, REMOVE & INSTALL PAPER (IBM ACCTG MACHINE) INSTALL CARRIAGE BAR	85	213	NOMPH04	34
PAPER, HANDLE, REMOVE & INSTALL PAPER (IBM ACCTG MACHINE) WALK AROUND MACHINE	172	213	NOMPH05	34
PAPER, HANDLE, REMOVE & INSTALL PAPER (IBM ACCTG MACHINE) REMOVAL OF PAPER	133	213	NOMPH06	34
PAPER, HANDLE, REMOVE & INSTALL PAPER (IBM ACCTG MACHINE) PLACE PAPER ON MACHINE	39	213	NOMPH07	35
PAPER, HANDLE, REMOVE & INSTALL PAPER (IBM ACCTG MACHINE) OPEN PAPER GUIDES	28	213	NOMPH08	35
PAPER, HANDLE, REMOVE & INSTALL PAPER (IBM ACCTG MACHINE) -SLIDE PAPER UNDER LEVER & ROLLER	63	213	NOMPH09	35
PAPER, HANDLE, REMOVE & INSTALL PAPER (IBM ACCTG MACHINE) POSITION PAPER GUIDE TO PAPER	70	213	NOMPH10	35
PAPER, HANDLE, REMOVE AND INSTALL PAPER (IBM ACCTG MACHINE) ENGAGE AND DISENGAGE PAPER BRAKE	VARIABLE	213	NOMPHXX	34
PAPER, HANDLE, REMOVE AND INSTALL PAPER (IBM ACCTG MACHINE) REMOVE CARRIAGE BAR	35	213	NOMPH03	34
PAPER, REMOVE FROM CONDUCTOR AFTER OUTER INSULATION HAS BEEN STRIPPED	90	82X	NOMPR01	44
PAPER, SET-UP, SHEET(S) OF BOND/FORMS & CARRONS	TABLE	203	TYTPEXX	8

DEFENSE WORK MEASUREMENT STANDARD TIME DATA
NOUN/VERB INDEX

OPERATION/ELEMENT DESCRIPTION	TMU VALUE	OCCUPATION	DWMSTOP ELEMENT	PAGE
PARALLEL(FIXED).GET AND PUT ON TABLE	132	606	MSUGP01	84
PARALLEL(FIXED).LOOSFN OR TIGHTEN	321	606	MSULP01	85
PARALLFL(FIXED).REMOVE FROM TABLE	145	606	MSURP01	85
PARALLFLS.OBTAIN.SET UP FOR USE.AND ASIDE	1768	606	SSUPG01	86
PART(ADDITIONAL).CHUCK IN SCROLL CHUCK OR IN A CUSHMAN COLLET CHUCK	643	604	MEMPC02	45
PART(AXIAL LEAD).INSTALL ON PIN POST OR EYELET TERMINAL	VARIABLE	72X	SWMPIXX	85
PART(AXIAL LEAD).MOUNT IN/REMOVE FROM CLIP HOLDER	VARIABLE	72X	SDAPMXX	55
PART(AXIAL LEAD).REMOVE FROM PIN/POST OR EYELET TERMINAL	VARIABLE	72X	SWMPHXX	85
PART(AXIAL LEAD).REPLACE ON PIN/POST TERMINAL OR EYELET TYPE TERMINAL	VARIABLE	72X	SWHRPXX	87
PART(CENTER OR TOOL).PUT IN AND REMOVE FROM TAILSTOCK	642	604	MEMPP01	45
PART(ELECTRONIC).REPLACE	TABLE	72X	SDAPIXX	54
PART(ENGINE).INSPECT(ZYGLO)	TABLE	709	SITPIXX	26
PART(FIRST).CHUCK IN SCROLL CHUCK OR IN A CUSHMAN COLLET CHUCK	1006	604	MEMPC01	45
PART(IN OIL).REMOVE FROM CAN	474	920	SPKPR01	45
PART(LARGE).REMOVE FROM SPRING RACK	60	5XX	MOHPR03	1
PART(MATING).REMOVE	VARIABLE	6XX	MOHPRXX	6
PART(MATING).REMOVE	60	72X	SNFMR01	71
PART(MATING).REMOVE AND INSTALL	VARIABLE	7XX	SOHPRXX	11
PART(MATING).REMOVE WITH TOOL	VARIABLE	6XX	MTLRPXX	10
PART(MEDIUM).CLEAN BEFORE INSTALLING	632	6XX	MCLCP01	1
PART(NON SYMMETRICAL).CHUCK IN 4 JAW CHUCK	22039	60X	MSUPC01	23
PART(OR BASKET OF PARTS).DEGRFASE	4238	503	SCLPDC1	12
PART(PLUG IN).ENGAGE BY HAND	VARIABLE	72X	SDAPEXX	52
PART(PLUG IN TYPE).REMOVE	VARIABLE	72X	SDARPXX	59
PART(POLISHED SURFACE).WRAP IN PAPER	2689	920	MPKPW03	27
PART(S).PREPARE TO CLEAN WITH VARSOL	937	599	SJPPP01	20
PART(SEALED IN CAN).UNPACK	375	920	SPKPU01	45
PART(SINGLE ALIGN).REMOVE PART OUT OF HOLE OR OFF STUD	83	7XX	SOHPR05	11
PART(SINGLE AND MULTI-ALIGN).FIT TO CHASSIS	VARIABLE	72X	SDAPFXX	53
PART(SMALL).INSTALL AND POSITION WITH TWEEZERS	144	7XX	SDAPI01	4
PART(SMALL).PLACE ON TREE RACK	98	5XX	MOHPP01	1
PART(SMALL).WIPE WITH RAG	80	60X	MCLPW01	12

DEFENSE WORK MEASUREMENT STANDARD TIME DATA
NOUN/VERB INDEX

OPERATION/ELEMENT DESCRIPTION	TMU VALUE	OCCUP- ATION	DWMS ELEMENT	PAGE
PART(SYMMETRICAL).CHUCK IN 4 JAW CHUCK, ADDITIONAL PART	2814	60X	MEMPC01	14
PART(SYMMETRICAL).CHUCK IN 4 JAW CHUCK	8967	60X	MEMPC02	23
PART(THREADED).REPLACE BY HAND(UNPACK NEW PART)	375	7XX	STFPR01	12
PART(THREADED).REPLACE BY HAND	235	7XX	STFPR02	13
PART(THREADED-STAKED).REMCVE	587	7XX	SOAPR03	4
PART(VERY LARGE).DIP AND SPRAY WITH ZYGLO SOLUTION	736	709	SITPD01	25
PART(VERY SMALL).INSPECT WITH MAGNAFLUX MACHINE	420	709	SITPD06	24
PART.ADJLST POSITION	VARIABLE	67X	MTLAPXX	7
PART.ATTACH TO AND REMOVE FROM MANOREL BY PRESSING ON ARBOR PRESS	1401	616	MNFPA01	95
PART.WAKE	1109	5C4	SOHPB01	16
PART.BLAST(ABRASIVE) IN BOOTH	VARIABLE	503	SCLPBXX	10
PART.BLAST(WET OR VAPOR).AND RINSE	VARIABLE	503	NCLPBXX	7
PART.BRUSH OFF PAINT IN THINNER	VARIABLE	599	SCLPBXX	18
PART.CHECK FOR WARPAGE WITH 12-INCH SCALE	143	81X	MGNPC01	34
PART.CHECK WITH SQUARE OR PROTRACTOR	194	60X	NITPC01	19
PART.CLEAN(BY HAND) WITH SOLVENT	TABLE	U	TCLPCXX	12
PART.CLEAN AND AIR DRY	TABLE	503	TCLPCXX	8
PART.CLEAN GROOVES/CONCAVE CORNERS ONLY	301	60X	NCLPC01	12
PART.CLEAN IN ULTRASONIC CLEANING VAT	6991	503	SCLPC03	12
PART.CLEAN WITH AIR	VARIABLE	U	NCLPCXX	11
PART.CLEAN WITH PRESSURE SPRAY OF CLEANING AGENT	1800	599	SCLPC07	19
PART.CLEAN WITH RAG	VARIABLE	U	SCLPCXX	9
PART.CLFAN WITH SOLVENT AND BRUSH	VARIABLE	599	SCLPCXX	18
PART.CLEAN WITH SOLVENT IN SPRAY BOOTH	3634	503	SCLPC01	11
PART.DIP IN SOLUTION(PAINT REMOVER)	VARIABLE	599	SDPPDXX	20
PART.DIP IN SOLVENT TO CLEAN.WEIGHT-LESS THAN 2.5 POUNDS	223	503	NDPPD01	13
PART.DIP IN WAX TO MASK FOR PLATING	VARIABLE	50X	SJPPDXX	2
PART.DIP TO CLEAN	VARIABLE	503	SCLDPXX	9
PART.DIP TO CLEAN	1240	503	SCLDP03	10
PART.ETCH(NITAL)	4400	500	SDPPE01	5
PART.FIT-MULTI ALIGNMENT REQUIRED	TABLE	6XX	TOPPFXX	6
PART.GAUGE WITH SLIDING PARALLELS AND OUTSIDE MICROMETER	641	60X	NITPG01	19

DEFENSE WORK MEASUREMENT STANDARD TIME DATA
NOUN/VERB INDEX

OPERATION/ELEMENT DESCRIPTION	TNU VALUE	OCCUPATION	DWMSTOP ELEMENT	PAGE
PART. HANDLE FOR VERTICAL MILL BORING OPERATION	TABLE	605	TEMPHXX	74
PART. HANG WITH "B" HOOK	VARIABLE	U	BOMPHXX	62
PART. IMMERSE AND SHAKE	VARIABLE	U	BOPPIXX	17
PART. INSERT AND REMOVE FROM COLLET	610	604	MEMPI01	45
PART. INSERT IN CARTON AND SEAL	TABLE	920	SPKPIXX	44
PART. INSPECT (ZYGLO)	VARIABLE	709	SITIZXX	25
PART. INSPECT BY MAGNAGLO PROCESS	VARIABLE	709	SITIPXX	24
PART. INSTALL, SINGLE ALIGN. PRESS FIT PART	482	616	MTLP101	96
PART. INSTALL AND REMOVE FROM COLLET	334	605	MEMPI01	71
PART. INSTALL INTO HOLE OR ONTO SHAFT	TABLE	U	TDAP1XX	16
PART. INSTALL ON AND REMOVE FROM HANDREL	208	603	MEMPI01	28
PART. INSTALL WITH ARBOR PRESS	784	616	MNFP101	96
PART. LIFT FROM FLOOR TO CHUCK AND RETURN	366	603	MOHPL01	34
PART. LOAD TO OR UNLOAD FROM HOLDING DEVICE. WEIGHT 25-50 POUNDS	246	60X	MEMPL01	14
PART. LOOSEN WITH MALLEY AND REMOVE	TABLE	U	TTLPLXX	92
PART. MAGNAFLUX	TABLE	709	SITPMXX	26
PART. MOUNT ON SPRING HOOK RACK	VARIABLE	5XX	MOHPMXX	1
PART. MOVE ADJACENT SIDE TO PUNCH	VARIABLE	615	MOHPMXX	94
PART. MOVE INTO OR OUT OF POSITION WITH HAMMER	169	600	MTLPH01	24
PART. OBTAIN AND PLACE WITH TWEZERS, AVERAGE DISTANCE 12 INCHES	69	6XX	MTLPD01	9
PART. PACK IN BAG AND BOX	202	920	SPKPP01	44
PART. PICK UP AND SET DOWN	180	U	MOHPP01	66
PART. PLACE BETWEEN CENTERS AND REMOVE, CYLINDRICAL GRINDER	171	603	MEMPP01	28
PART. PLACE IN AND REMOVE FROM VISE	256	U	MVSP01	107
PART. PLACE IN HOLE	VARIABLE	7XX	MOHPPXX	10
PART. PLACE IN PLATING TANK	VARIABLE	50X	SOHPPXX	4
PART. PLUG IN BY HAND	VARIABLE	72X	MOHPPXX	71
PART. POSITION FOR NEXT PUNCH	VARIABLE	615	MOHPPXX	94
PART. POSITION TO FIRST JACK	150	60X	MEMPP01	14
PART. PREPARE FOR MOUNTING	VARIABLE	7XX	MTFPPXX	12
PART. PREPARE TO DRILL AND REAM COUPLER, GEAR HUB, SLEEVE OR COLLAR	5605	709	SDAPP01	22
PART. PREPARE TO LOAD FOR PLATING	VARIABLE	50X	SJPPPXX	3
PART. PREPARE TO TANK CLEAN	787	599	SJPPP02	21
PART. REMOVE	TABLE	6XX	TOHPRXX	7

DEFENSE WORK MEASUREMENT STANDARD TIME DATA
NOUN/VERB INDEX

OPERATION/ELEMENT DESCRIPTION	TMU VALUE	OCCUPATION	DWMSTOP ELEMENT	PAGE
PART.REMOVE FROM BOX	VARIABLE	920	MPKPRXX	26
PART.REMOVE FROM MACHINE AND ASIDE TO FLOOR	VARIABLE	6XX	MOHRPXX	6
PART.REMOVE FROM MATING PART BY PUSHING WITH THUMBS	95	U	MOAPR08	16
PART.REMOVE FROM MATING PART WITH FINGER	107	U	MOAPR09	16
PART.REMOVE FROM MATING PART WITH ARROW PRFS	649	616	MNFR01	96
PART.REMOVE FROM MOUNTING LOCATION OR MATING PART	VARIABLE	U	MOAPRXX	15
PART.REMOVE FROM MOUNTING LOCATION OR MATING PART.TIGHT FITTING PARTS	156	U	MOAPR07	15
PART.REMOVE FROM PAPER AND PLASTIC BAG	414	920	SPKPR01	45
PART.REMOVE FROM RACK	VARIABLE	5XX	NONPRXX	1
PART.REMOVE WITH PRY TOOL	123	U	SOHPR01	68
PART.REPLACE	VARIABLE	72X	SDAPRXX	56
PART.RINSE WITH PRESSURE SPRAY	VARIABLE	599	MCLPRXX	17
PART.STAKE(FIRST OR ADDITIONAL).WITH TOOL AND HAMMER	VARIABLE	6XX	MTLPSXX	10
PART.SUSPEND BETWEEN AND REMOVE FROM CENTERS. WEIGHT TO 16 POUNDS	771	604	MENPSC1	46
PART.SUSPEND BETWEEN AND REMOVE FROM CENTERS WEIGHT 50-500 POUNDS.HANDLED WITH A CRANE	1499	604	MENPS02	46
PART.UNPACK/UNWRAP	VARIABLE	920	MPKPXX	27
PART.WASH IN TANK WITH BRUSH	555	599	SCLPW01	20
PART.WIPE EXCESS GREASE FROM	811	6XX	MCLPW01	2
PART.WIPE WITH HAND	78	6XX	MCLPW02	2
PART.WRAP OR PLACE IN OPEN BAG	VARIABLE	920	MPKPXX	27
PARTITION(ASSEMBLED).LIFT FROM FLOOR AND POSITION TO MARKS	704	860	NONPL01	59
PART OR BASKET OF PARTS.CLEAN AND DRY-SPRAY BOOTH	3483	503	SCLPC04	12
PART OR MODULF.REPLACE	2790	7XX	SDAPR01	4
PARTS(AVIONIC CABLE).VERIFY AND EXAMINE	440	728	SJPPV01	103
PARTS(IN BASKET).BLAST(WET)	9350	503	MCLPB06	7
PARTS(IN BASKET).DIP RINSE AFTER SONIC CLEAN	2023	503	SCLPD02	13
PARTS(IN BASKET).DRAIN	582	503	MCLPD01	7
PARTS(IN BASKET).MOVE FROM SONIC CLEANER TO RINSE TANK	1234	503	SJPPM01	10
PARTS(IN BASKET).PLACE IN CLEANING TANK	167	503	MJPPP01	13
PARTS(IN BASKET).PLACE IN DRYFR	228	503	SJPPP01	15
PARTS(IN BASKET).RINSE	2059	503	SCLPR01	13

DEFENSE WORK MEASUREMENT STANDARD TIME DATA
NOUN/VERB INDEX

OPERATION/ELEMENT DESCRIPTION	TMU VALUP	OCCUP- ATION	OWNSTDP ELEMENT	PAG
PARTS(IN BASKET).RINSE(DIP)	1154	503	SCLPR02	13
PARTS(IN BASKET).RINSE(SPRAY)	7327	599	SCLPR01	19
PARTS(IN BASKET).RINSE(SPRAY)	1710	599	SCLPR02	19
PARTS(IN BASKET).RINSE IN MACHINE	256	503	MCLPR01	7
PARTS(VENETIAN BLINDS).OBTAIN.MOVE TO TABLE	989	739	SOHPOC1	115
PARTS.BLAST CLEAN WITH GLASS-VERY SMALL PARTS	3474	503	SCLPB03	11
PARTS.BLAST CLEAN WITH GLASS-SMALL PARTS	2922	503	SCLPRC4	11
PARTS.CLEAN(ULTRASONIC)	6235	503	SCLPC02	12
PARTS.INSPECT WITH BLACK LIGHT(ZYGLO)	6035	709	SITPZC1	27
PARTS.PRESS ON HYDRAULIC OR MECHANICAL ARBOR PRESS	VARIABLE	616	MNFPPXX	96
PARTS.PRY APART WITH HAMMER AND CHISEL	144	7XX	STLPP01	13
PARTS. SEPARATE BY PULLING	VARIABLE	U	BOHPSXX	63
PARTS.STEAM CLEAN(PROCESS TIME)	VARIABLE	599	MCLPSXX	17
PASTE.APPLY WITH BRUSH	173	U	MNFPA01	51
PATCH(CLOTH).CUT AND TRIM	VARIABLE	781	SFAPCXX	127
PATCH(CLOTH.FIBERGLASS).APPLY	VARIABLE	754	SSRPAXX	122
PATTERN.MARK AROUND	13	781	MLOPN01	128
PEDAL.DEPRESS	33	U	BACPD01	1
PICTURE.CLEAN.15X12 INCHES	VARIABLE	381	MCLPCXX	11
PIECES.POSITION TO ASSEMBLE PITTSBURGH LOCK SEAM	VARIABLE	804	NOHPPXX	12
PIECES.POSITION TWO FOR FASTENING	278	660	NOHPP01	114
PIGTAIL(GROUND LEAD).ATTACH TO CABLE SHIELD	3123	72X	SWHPA01	85
PIGTAIL(METAL SHIELD).FORM	1190	72X	SWHPF01	85
PIKE.DRIVE INTO POLE,APPROXIMATELY 20 FEET ABOVE GROUND	157	821	MTLPD01	90
PIN(DRAW TYPE SHEAR).INSTALL	454	807	SNFPI01	24
PIN(ELECTRICAL PLUG).REPLACE	3880	72X	STLPR01	74
PIN(WITH WIRE).INSTALL IN CONNECTOR	660	72X	MWHP101	76
PIN(ZERO ALIGNMENT).REMOVE AND REPLACE, HEADSTOCK UNIT,CYLINDRICAL GRINDER	330	603	MSUPR01	39
PIN.REND WITH PLIERS	VARIABLE	7XX	MNFPBXX	8
PIN.INSTALL,VARIOUS TYPES	VARIABLE	U	MNFP1XX	52
PIN.INSTALL ON WIRE WITH CRIMPER	815	72X	MTLWI01	74
PIN.INSTALL OR REMOVE	VARIABLE	62X	MNFP1XX	97
PIN.PREPARE TO PRESS(INSTALLATION)	107	U	MNFP02	52
PIN.PREPARE TO PRESS(REMOVAL)	40	U	MNFP01	52

DEFENSE WORK MEASUREMENT STANDARD TIME DATA
NOUN/VERB INDEX

OPERATION/ITEM/ACT DESCRIPTION	TNU VALUE	OCCUPATION	DWNSTOP ELEMENT	PAGE
PIN, REMOVE, VARIOUS TYPES	VARIABLE	U	MNFRPX	51
PIN, REPLACE AND REINSTALL	VARIABLE	72X	MNFRPX	74
PIN(TUBE), STRAIGHTEN, USING PIN STRAIGHTENER	85	72X	NTPSO1	73
PINS, INSTALL	687	706	SNFPI01	22
PIPE (SAW DUST COLLECTOR DUCT), REMOVE AND INSTALL ON MOULDER	291	649	NEUPR01	117
PIPE, CUT WITH PIPE CLYTER	3830	862	NTPC01	68
PIPE, POSITION AND ENGAGE THREADS (PIPE SUSPENDED ON HOIST)	194	862	NTPFP01	67
PIPE, POSITION IN THREADING MACHINE AND REMOVE, TO FOUR-FOOT LENGTH	264	862	NONPP01	66
PIPE, POSITION IN THREADING MACHINE AND REMOVE, 4-20 FEET IN LENGTH	442	862	NONPP02	66
PIPE, POSITION IN THREADING MACHINE CHUCK AND REMOVE, TO FOUR FOOT LENGTH	359	862	NONPP03	66
PIVOTS (JEWEL), ADJUST	3780	710	SITPA01	40
PLACARD, POSITION ON TRAILER	VARIABLE	929	NJPPPXX	177
PLACARD, STAPLE TO FLAT SURFACE/REMOVE	VARIABLE	929	MNPPSXX	212
PLACARDS (WARNING), SET	CON/VAR	922	SJPPSXI	112
PLANE (HAND), ADJUST	192	860	NTPA01	61
PLANER (WOOD), START AND STOP	218	665	NEUPS01	114
PLANOGRAPH, COMPLETE	5752	222	SLOPC01	50
PLATE (ANGLE), GET, SET UP FOR USE, AND ASIDE	VARIABLE	696	SSUPGX	86
PLATE (COVER), REPLACE	208	7XX	NTPR01	13
PLATE (CUTTING SLIDE), REMOVE AND REPLACE, DO-ALL CONTOUR SAB	419	607	NSUPR01	90
PLATE (DOCK), INSTALL AND REMOVE	VARIABLE	922	NJPPIXX	111
PLATE (DOCK-MAGNESIUM), INSTALL AND REMOVE	VARIABLE	929	NJPPRX	177
PLATE (DOOR), INSTALL AND ASIDE	1252	929	NJPP101	176
PLATE (FLAT ACCESS COVER), INSTALL AND REMOVE	VARIABLE	7XX	NONPIXX	10
PLATE (FOUNDATION), MAKE LEVEL WITH SHIMS	277	860	NONPM01	66
PLATE (FOUNDATION), POSITION TO BOLTS SET IN CONCRETE	441	860	NONPP01	60
PLATE (IDENTIFICATION), INSTALL	VARIABLE	6XX	NIDPIXX	3
PLATE (IDENTIFICATION), REMOVE	VARIABLE	6XX	NIDPRXX	3
PLATE (IDENTIFICATION), REMOVE	7327	6XX	NIDPR07	3
PLATE (IDENTIFICATION), REPLACE	VARIABLE	6XX	SIDPRXX	3
PLATE (IDENTIFICATION), STAMP AND INSTALL	VARIABLE	6XX	SIDPSXX	3
PLATE (S), PREPARE ADDRESSOGRAPH FOR INDIVIDUAL OR ACTIVITY	VARIABLE	234	SAMPXX	55

DEFENSE WORK MEASUREMENT STANDARD TIME DATA
NOUN/VERB INDEX

OPERATION/ELEMENT DESCRIPTION	TMU VALUE	OCCUPATION	DOWNSTOP ELEMENT	PAGE
PLATE(SURFACE),PREPARE FOR USE	574	604	NJPPP01	66
PLATE(TIE).CLEAN WITH BROOM	139	910	NCLPC01	2
PLATE(TIE).GET AND PLACE UNDER RAIL	165	910	NDHPG01	4
PLATE(TIE).GET AND POSITION ON RAIL	130	910	NDHPG02	4
PLATE(TIE).PULL FROM UNDER RAIL.ASIDE	204	910	NDHPP01	4
PLATE(TIE).REMOVE AND ASIDE	119	910	NDHPR01	3
PLATF.MASK EDGES WITH TAPE PRIOR TO PAINTING	VARIABLE	U	SJPPMXX	43
PLATEA.TURN.KNOB	62	213	NDMPT01	35
PLATES(ADAPTER).CHANGE ON ARBOR PRESS BASE	186	616	NJPPC01	95
PLATFORM(DRILL PRESS).RAISE OR LOWER	324	6XX	NSUPR01	7
PLATFORM(PALLET PIT).LOWER/RAISE	535	921	NMTPL01	74
PLATFORM(PALLET PIT).RAISE AND LOWER	3996	929	NMTPL01	211
PLATFORM(SHOPLIFT).RAISE OR LOWER.PER INCH	VARIABLE	60X	NMHPRXX	21
PLATFORM.CLIMB ON TO AND OFF FROM AND TO GROUND LEVEL(RAILCAR OR TRUCK BED)	439	929	NDNPC01	170
PLAY. TEST WITH SHEPHERD END PLAY TESTER	1202	710	SITPT01	40
PLIERS(CONVENTIONAL).USE TO CUT.CRIMP.OR GRIP AN OBJECT	VARIABLE	U	BTLPCKX	85
PLIERS(SLIP JOINT).ADJUST	75	U	BTLPA02	85
PLIERS(VISE GRIP).CLCSE ON OBJECT AND OPEN TO REMOVE	65	U	BTLPC03	85
PLIERS(VISE GRIP)ADJUST	72	U	BTLPA01	84
PLUG(AC/DC WITH CLAMP AND GROUND).REPLACE ON CABLE	6136	72X	SWHPR05	86
PLUG(BANANA TYPE).INSTALL AND REMOVE	963	72X	SWMPI03	85
PLUG(BUTTON).INSTALL	179	6XX	NCHPI01	6
PLUG(BUTTON).REMOVE	153	6XX	MTLPR01	9
PLUG(BUTTON).REMOVE	153	7XX	SDAPR02	4
PLUG(BUTTON)AND GASKET.TASTALL	179	7XX	SDAPI02	4
PLUG(BUTTON TYPE).REPLACE	332	6XX	STLPR01	11
PLUG(CABLE).MOLD	VARIABLE	72E	SWHPMXX	107
PLUG(CABLE).REMOVE FROM MOLD	7380	72E	SWHPW01	107
PLUG(CANNON).CONNECT	645	7XX	SDAPC01	3
PLUG(CANNON).DISCONNECT	564	7XX	SDAPD01	3
PLUG(COAXIAL).CUT FROM CABLE	VARIABLE	92X	STLPCXX	47
PLUG(JONES).CONNECT	989	7XX	SDAPC02	3
PLUG(JONES).DISCONNECT	901	7XX	SDAPD02	3
PLUG(MASKING).REMOVE	VARIABLE	50X	SJPPRXX	3

DEFENSE WORK MEASUREMENT STANDARD TIME DATA
NOUN/VERB INDEX

OPERATION/ELEMENT DESCRIPTION	TNU VALUE	OCCUPATION	OWNSTOP ELEMENT	PAGE
PLUG(MASKING), SEAT IN HOLE	VARIABLE	80X	SJPPSXX	3
PLUG(MASKING-LEAD), INSTALL	TABLE	80X	SJPPIXX	2
PLUG(MULTI-PIN OR RIBBON-RECTANGULAR SHAPED), DISASSEMBLE AND ASSEMBLE(CABLE MOUNTED)	3712	72X	SDAPD04	52
PLUG(NON-THREADED), INSTALL AND REMOVE	VARIABLE	62X	MNFPXX	97
PLUG(ONE SOLDERED PIN), DISASSEMBLE AND ASSEMBLE	VARIABLE	72X	SDAPDXX	52
PLUG(OR CAP), INSTALL, NON-THREADED PLASTIC	93	U	MNFIPO1	49
PLUG(OR CAP), REMOVE, NON-THREADED PLASTIC, USING A SCREWDRIVER	VARIABLE	U	MNFRPX	53
PLUG(PULSE CABLE), DISCONNECT	420	7XX	SDAPD03	4
PLUG(RAIL SPIKE HOLE), GET AND PLACE IN HOLE	83	910	BOHPG01	3
PLUG(RAIL SPIKE HOLE), SET AND DRIVE	192	910	MTPS01	8
PLUG(RUBBER MASKING), TAKE OUT	VARIABLE	50X	SJPTXX	4
PLUG(SEALING), POSITION AND SOLDER TO INSTRUMENT	1900	710	SDAPP01	33
PLUG(SEALING), REMOVE FROM INSTRUMENT	1950	710	SDAPR02	34
PLUG(SPARK), CLEAN, TEST, AND GAP	VARIABLE	620	KITPCXX	108
PLUG(SPARK), GAP AND CHECK	247	620	MITPG01	99
PLUG(SPARK), TEST UNDER PRESSURE	223	620	BITPT01	98
PLUG/CABLE(MOUNTED), DISASSEMBLE/ASSEMBLE	VARIABLE	72X	SDAPAXX	51
PLUG/RECEPTACLE, PLACE IN PLASTIC BAG	1393	62X	SOHPP01	45
PLUG, DISASSEMBLE AND ASSEMBLE	5105	72X	SDAPD03	52
PLUG, INSERT IN AND REMOVE FROM RECEPTACLE	112	U	MJPP101	39
PLUG, LOCATE, CONNECT AND REMOVE	VARIABLE	72X	SDAPLXX	55
PLUG, PUT IN AND REMOVE FROM EAR	685	U	MJPPP01	39
PLUG, REASSEMBLE TO CABLE (WITH SLEEVE)	1057	72X	SDAPR14	57
PLYWOOD, MANHANDLE	VARIABLE	J	SOHPMXX	68
POINT(GLAZIER'S), INSTALL, PER POINT	265	665	MNFP101	70
POINT(ON CHASSIS OR TERMINAL BOARD), LOCATE/FIND	91	7XX	MIDPL01	4
POINT, LOCATE ON CHASSIS OR TERMINAL BOARD	143	7XX	MIDPL02	4
POINT, MARK	60	U	BLOPM01	44
POINT, MARK WITH PENCIL	188	U	MLOPM01	45
POINTER(DISC CUTTER), POSITION	60	607	BSUPP01	90
POINTER(GAUGE OR INSTRUMENT), REPLACE	1854	710	SDAPR01	34
POINTER(PRESSURE GAUGE), INSTALL	375	710	SDAPI01	33
POINTS(DOTS), MARK	47	781	MLOPM02	128
POLARITY(ARC WELDING MACHINE), CHANGE	293	810	MJPPC01	39

DEFENSE WORK MEASUREMENT STANDARD TIME DATA
NOUN/VERB INDEX

OPERATION/ELEMENT DESCRIPTION	TMU VALUE	OCCUP- ATION	DWMSTOP ELEMENT	PAGE
POLE, CLIMB FROM LOWER TO UPPER CROSSARM	664	821	MBMCP02	48
POLE, CLIMB TO AND DESCEND FROM LOWER CROSSARM	5843	821	SBMPC01	46
POLE, CLIMB TO LOWER CROSSARM, APPROXIMATELY 30 FEET	1513	821	MBMCP01	48
POLE, ROTATE WITH CANT HOOK	415	921	MYLPRO1	50
POSITION, CHANGE	TABLE	U	TBMPCXX	8
POSITION, CHANGE HORIZONTALLY ON POLE	402	821	MBMPC01	48
POST (BACK TOOL HOLDER), REPLACE	201	604	MSURP01	69
POST (TOOL), REMOVE AND INSTALL	337	604	MSUPR01	66
POTENTIOMETER (STUD MOUNTED), REPLACE	163A9	72X	SDAPR13	57
POTENTIOMETER, REPLACE	29800	72X	SDAPR12	56
POTENTIOMETER OR TRIMMER, ADJUST	1260	72X	MITPA01	64
POTENTIOMETER OR TRIMMER, ADJUST	1680	72X	SITPA01	67
POUCH (TOOL), PUT AROUND WAIST WITH STRAP AND REMOVE	363	8XX	SJPPP01	1
POWDER (SOAP), SPRINKLE IN LAVATORY PREPARATORY TO SCRUBBING	98	381	MJPPS01	14
PREPARATION, MAKE FOR CLEANING PARTS IN SPRAY BOOTH	643	503	SJPPC01	15
PRESERVATION AND PACKAGING, IDENTIFY METHOD OF	801	920	MIDP101	11
PRESERVATION AND PACKAGING (METHOD), IDENTIFY	853	920	MIDP102	11
PRESS (ARBOR), ACTUATE TO INSTALL OR REMOVE PIN OR CYLINDRICAL PART	TABLE	U	TNFPAXX	58
PRESS (DRILL), ADJUST SPEED (LEVER CHANGE), PEDESTAL DRILL PRESS	126	606	MEMPA01	82
PRESS (DRILL), ADJUST SPEED (BELT CHANGE) PEDESTAL DRILL PRESS	562	606	MSUPA01	85
PRESS (DRILL), CHANGE DEPTH STOP ON PEDESTAL DRILL PRESS	VARIABLE	606	MSUPCXX	85
PRESS (DRILL), LOWER OR RAISE SPINDLE, RADIAL DRILL PRESS	130	606	MEMPL01	82
PRESS (DRILL), OPERATE	VARIABLE	606	MEMOPXX	82
PRESS (DRILL), SET DEPTH CONTROL ON SPINDLE	171	606	MEMPS01	82
PRESS (DRILL), SET FEED ON PEDESTAL DRILL PRESS	1740	606	MSUSP01	85
PRESS (HYDRAULIC ARBOR), SET UP FOR USE	VARIABLE	616	MJPPSXX	95
PRESS, SET UP LARGE MECHANICAL ARBOR PRESS FOR USE	1120	616	MJPSP01	95
PRESS, SET UP SMALL MECHANICAL ARBOR PRESS FOR USE	910	616	MJPSP02	95
PRESSURE (FEED), SET, POWER HACKSAW	308	607	MSUPS01	91
PRESSURE, ADJUST ON PART BETWEEN CENTERS, CYLINDRICAL GRINDER	110	603	MEMPA01	28

OFFENSE WORK MEASUREMENT STANDARDS TIME DATA
NOUN/VERB INDEX

OPERATION/ELEMENT DESCRIPTION	TNU VALUE	OCCUP- ATION	DWMSTOP ELEMENT	PAGE
PRESSURE,PUMP IN BLOW TUNCH TANK	280	814	SJPPP01	41
PRIORITY NUMBER,WRITE	113	222	MEMM01	57
PHCOFLADER(AIRCRAFT CONTROL CABLE).SET UP AND INSTALL EXTENSION CABLE	VARIABLE	700	SSUPSXX	28
PROTECTORS(CORNER).POSITION	473	920	MPKPP01	26
PROTECTORS(VISE JAW).PLACE	143	7XX	MJPPP01	6
PROTRACTOR(BEVEL).ASSEMBLE,ADJUST,AND DISASSEMBLE	1615	60X	MITPA01	19
PULLER(FOUR BALL).PLACE ON SPIKE	153	910	BTLPP01	5
PULLER(FOUR BALL).REMOVE FROM CLAW BAR	28	910	BTLPR01	5
PULLER(GEAR).ASSEMBLE TO GEAR	VARIABLE	6XX	MTLPAXX	9
PULLER(GEAR).CHANGE REACH RANGE OR REVERSE ARMS ON TWO OR THREE JAW PULLER	VARIABLE	6XX	MTLPCXX	9
PULLER(GEAR).DETACH FROM GEAR	VARIABLE	6XX	MTLPDXX	9
PULLER(GEAR).TURN FORCING SCREW ONE REVOLUTION WITH WRENCH	VARIABLE	6XX	MTLPTXX	10
PULLER(GEAR).USE TO PULL GEAR	VARIABLE	6XX	STLPVXX	11
PUMP(AND NOSFS).ASSEMBLE,AMERICAN BOSCH PSB-12BT FUEL INJECTION PUMP	15135	620	SITPA01	103
PUMP(FUEL INJECTION).MOUNT ON TEST STAND. SIMMONDS	VARIABLE	620	SITPMXX	103
PUMP(FUEL INJECTION).MOUNT ON TEST STAND. AMERICAN BOSCH.PSB-6A	4190	620	SITPM03	103
PUMP(FUEL INJECTION).TEST.SIMMONDS.6 OR 12 CYLINDER	VARIABLE	620	KITPTXX	108
PUMP(FUEL INJECTION).TEST.AMERICAN BOSCH MODEL PSB-6A	150332	620	KITPT03	108
PUMP(FUEL INJECTION).TEST.AMERICAN BOSCH MODEL PSB-12BT	180522	620	KITPT04	108
PUMP(FUEL INJECTION).TEST FOR FUEL LEAKAGE. AMERICAN BOSCH.PSB-6A	9220	620	SITPT01	104
PUMP(FUEL INJECTION).TEST FOR FUEL LEAKAGE.TWO HYDRAULIC HEADS.AMERICAN BOSCH.PSB-12BT	43824	620	SITPT02	104
PUMP(HYDRAULIC HAND).PUMP.FIRST STROKE	VARIABLE	6XX	MTLPPXX	9
PUMP(PRESSURE).PUMP	VARIABLE	U	STLPPXX	104
PUMP,TIME.AMERICAN BOSCH.PSB-6A FUEL INJECTION PUMP	11822	620	SITTP01	104
PUMP,TIME.AMERICAN BOSCH PSB-12BT.FUEL INJECTION PUMP	17852	620	SITTP02	105
PUNCH(CENTER).STRIKE	97	U	MTLPS01	90
PUNCH(HAND).POSITION	VARIABLE	615	MTLPPXX	94
PUNCH,CHASSIS.SET-UP,PUNCH ONE HOLE AND ASIDE PUNCH	1966	615	MTLPS01	94
PUNCH.ENGAGE TO MATERIAL	69	615	MEMPE01	93

DEFENSE WORK MEASUREMENT STANDARD TIME DATA
NOUN/VERB INDEX

OPERATION/ELEMENT DESCRIPTION	TMU VALUE	OCCUPATION	DWMSTOP ELEMENT	PAGE
PUNCH, INSTALL	94	615	MSUPI01	94
PUNCH, INSTALL AND REMOVE, ADAPTER ON ARMOR PRESS	180	616	NJPP101	95
PUNCTUATION, ANNOTATE	VARIABLE	U	BWRPAXX	114
PUSH-PULLER, ASSEMBLE TO GEAR, OBTAIN 1/2 INCH SEPARATION, AND REMOVE PULLER FROM GEAR	VARIABLE	6XX	STLPAXX	11
PUTTY (PLATER), APPLY TO PLUG UP HOLE	723	50X	SJPPA01	2
PUTTY (PLATER), REMOVE FROM HOLE	522	50X	SJPPR01	4
RACK (CLOTHES), DUST 51X20X78 INCHES	1130	381	NCLR001	11
RADIATOR, CLEAN, 48X10X30 INCHES	VARIABLE	381	NCLRCXX	11
RADIUS, SET ON RADIUS DRESSER	39	603	MSURS01	39
RAG, GET FROM COVERED CAN	137	U	NJPRG01	39
RAIL (VENETIAN BLIND-BOTTOM), PLACE ON FOLDED TAPES (ON HEAD RAIL)	50	739	MOHRP01	115
RAIL (VENETIAN BLIND-TILT), ATTACH TO HEAD RAIL	165	739	SDARA01	112
RAIL (VENETIAN BLIND-TILTING), DETACH AND POSITION TO RECEIVE TAPES	227	739	SDARD01	112
RAIL, ADJUST TO GAUGE WITH BAR	221	910	MTLRA01	8
RAIL, ALIGN BY SIGHTING	483	910	MTYRA01	2
RAIL, JACK	46	910	BTLRJ01	6
RAIL, MARK FOR CUTTING	107	910	MGMRM02	2
RAILS, RAISE ON SIDE AND END OF MAGNETIC CHUCK	46	603	MSURW01	39
RAM, JOG TO POSITION, SHAPER	145	605	MSURJ01	80
RAMP (PORTABLE), ATTACH TO VEHICLE	7067	929	MMHRA01	208
RAMP (PORTABLE), DETACH FROM TRUCK OR TRAILER	6217	929	MMHRD01	208
RANGE (METER), CHANGE AND ADJUST ZERO KNOBS	171	72X	SITRC01	67
RANGE (SPEED), CHANGE WITH LEVER, OO-ALL CONTOUR SA	412	607	MSURC01	91
RATCHET (AND SOCKET), ENGAGE ON AND DISENGAGE FROM PART	26	U	BTLWR01	87
RATCHET, REVERSE ON THREADING TOOL	54	8XX	MTLRR01	2
RATCHET, USE TO TURN PART	TABLE	U	TTLWRXX	55
REACTION TIME, PER OCCURRENCE OF AUTOMATIC SKIP OR DUPLICATION	5	213	BKPR01	39
REAMER (HAND), USE, PEH 1/4 INCH DEPTH OF HOLE	VARIABLE	709	MTLRUXX	29
REAMER, ASSEMBLE, POSITION, DISASSEMBLE	572	U	STLRA01	104
RECEIPTS (CONSOLIDATED), PROCESS	VARIABLE	929	JRCRPX1	221
RECEPTACLE (COAXIAL), REPLACE ON PANEL	VARIABLE	72X	SDARFXX	59
RECEPTACLE (PANEL MOUNT TYPE), REMOVE FROM COAXIAL CABLE	995	72X	SDARR09	59

DEFENSE WORK MEASUREMENT STANDARD TIME DATA
NOUN/VERB INDEX

OPERATION/ELEMENT DESCRIPTION	THU VALUE	OCCUP- ATION	DWMSTOP ELEMENT	PAGE
RECTIFIER(CRYSTAL); REPLACE(PLUG IN TYPE)	630	72X	SOARR10	60
REEL(TEMPORARY); SET UP AND ATTACH REEL/COIL MATERIAL	214	922	NJPRS01	112
REEL/COIL, POSITION FOR MEASURING	977	929	NJPRP01	177
REGISTER KEY, DEPRESS	29	213	BKPRD01	39
REGRASP	6	U	BELRG01	18
REGULATION, TEST	2950	72X	SITRT01	68
REGULATOR(VOLTAGE); SET UP AND TEST	VARIABLE	620	KITRSXX	109
REGULATOR, READJUST, TED TANKS	83	61K	NJPRR01	38
REINFORCING, SEW TO SEAM	TABLE	787	TPTRSXX	133
RELAY(WIRED); REPLACE	VARIABLE	72X	SOAR0XX	57
RESIN, APPLY TO DAMAGED AREA	VARIABLE	784	SPARAXX	120
RESIN, MIX	1211	784	SJPRM01	120
RESIN, THIN WITH ACETONE FOR GLAZE MIXTURE	199	784	SJPRT01	120
RESISTANCE, OBTAIN VALUE WITH WHEATSTONE BRIDGE	VARIABLE	72X	SITROXX	67
RESISTANCE, TEST	VARIABLE	710	SITRTXX	41
RETAINER(TRU-AHC); INSTALL OR REMOVE	VARIABLE	U	MNFRTHX	54
RETAINER, REMOVE, RING, SPRING, LOCKWIRE OR PLAT STEEL, USING TOOLS	865	U	MNFRR02	83
RETAINER, REMOVE, SNAP ON CLIP TYPE, USING PLIERS	146	U	MNFRR03	83
RETAINER, REMOVE, SNAP RING, INTERNAL OR EXTERNAL USING SNAP RING PLIERS	136	U	MNFR01	83
RIGGING(6 INCH); ARRANGE TO HOOK UP	7301	921	MHRA01	66
RING(FLAME CUTTING MACHINE); POSITION ON PLATE TO BURN CIRCLES	128	816	MSURP01	42
RING(O); INSTALL IN GROOVE UP TO 6 INCHES IN DIAMETER	264	6XX	MOHRI01	6
RING(O, AND SEAL); REMOVE FROM GROOVE WITH TOOL	92	6XX	MTLRR01	10
RING(SNAP); INSTALL, INTERNAL OR EXTERNAL, UP TO ONE INCH FROM END OF PART USING SPECIAL SNAP RING PLIERS	271	U	MNFR101	83
RING(SNAP OR SPRING RETAINER); INSTALL	VARIABLE	6XX	MNFR1XX	8
RING(SNAP OR SPRING RETAINER); REMOVE	VARIABLE	6XX	MNFR1XX	8
RIVET(DEUTSCH DRIVE PIN); INSTALL, ALL SIZES	VARIABLE	800	SNFR1XX	8
RIVET(HI-SHEAR); INSTALL, FIRST	703	800	SNFR109	10
RIVET(HI-SHEAR); INSTALL, ADDITIONAL	466	800	SNFR110	10
RIVET, CUT PROTRUDING HEAD WITH RIVET GUN AND CHISEL	VARIABLE	800	SNFCRXX	8
RIVET, DRILL AND REMOVE, COUNTERSUNK OR UNIVERSAL HEAD	VARIABLE	800	SNFRDXX	9
RIVET, DRIVE OUT WITH HAMMER AND PIN PUNCH, 2-MAN OPERATION	VARIABLE	800	SNFORXX	8

DEFENSE WORK MEASUREMENT STANDARD TIME DATA
NOUN/VERB INDEX

OPERATION/ELEMENT DESCRIPTION	TMU VALUE	OCCUP- ATION	DWNSHOP ELEMENT	PA
RIVET, INSPECT WITH LIGHT	226	800	SITRI01	7
RIVET, INSPECT WITH LIGHT AND MIRROR	370	800	SITRI02	7
RIVET, INSTALL	VARIABLE	800	SNPRIXX	9
RIVET, INSTALL, BLIND, PULLED, ALL TYPES, FIRST RIVET	525	800	SNPRI11	10
RIVET, INSTALL, BLIND, PULLED, ALL TYPES, EACH ADDITIONAL RIVET	445	800	SNPRI12	10
RIVET, INSTALL, COLLARED FASTENER, 3/16-1/4 INCH DIAMETER, FIRST RIVET	683	800	SNPRI07	9
RIVET, INSTALL, COLLARED FASTENER 3/16-1/4 INCH DIAMETER, ADDITIONAL RIVET	335	800	SNPRI08	9
RIVET, KNOCK OUT, COLLARED FASTENER, ALUMINUM	VARIABLE	800	SNFRKXX	10
RIVET, REMOVE, SOLID, DRIVEN	VARIABLE	800	SNFRRX	11
RIVET, REMOVE WITH DRILL, HAMMER AND PUNCH	VARIABLE	700	SNFRRX	28
RIVET, SEAT	214	780	STLRS01	135
RIVET, SET WITH PNEUMATIC GUN, PROCESS TIME ONLY	287	800	BPTRS01	11
RIVETS, INSTALL WITH HAMMER AND PUNCH	314	700	SNPRI01	27
ROBBER(WIRE), INSTALL	805	500	SJPRI01	6
ROBBER, REMOVE	VARIABLE	500	SJPRRX	6
ROCKS/COMPOUND, MOVE FROM DRUM TO CONTAINER	VARIABLE	500	SJPRNXX	21
ROD(CUTTING ARM), ADJUST ON LAWNMOWER SHARPENER	210	630	MEMRA01	111
ROD(GAUGE), GET FROM BESIDE TRACK	126	910	MGNRG01	2
ROD(GAUGE), MOVE FROM LAST LOCATION PLACED TO NEXT LOCATION TO PLACE	146	910	MGNRN01	2
ROD(GAUGE), PLACE ON RAIL FLANGE	168	910	MGNRP01	2
ROD(WELDING), CHANGE IN ELECTRODE HOLDER	VARIABLE	81X	NJPRCXX	35
ROD(WELDING), CHANGE IN ELECTRODE HOLDER	384	810	SJPRC01	39
ROD, EXAMINE VISUALLY WITH NAKED EYE	VARIABLE	U	SITREXX	29
ROD, OBTAIN AND ASSEMBLE TO CUTTING ARM OR DISASSEMBLE AND PLACE ASIDE	475	630	MEMR001	111
ROLLER, TIGHTEN	14	203	MTVRT01	3
ROLL CR COIL, POSITION ON HOLDER	77	920	NJPRP02	177
ROPE, ATTACH TO GROMMETTED HOLE IN MATERIAL	910	780	SONRA01	135
ROPE ENDS, SEW	1095	787	SPTRS01	134
ROPE ENDS, WRAP WITH TAPE AND CUT TO LENGTH	905	780	SONRW01	135
ROTATION(WORK), START OR STOP, CYLINDRICAL GRINDER	43	603	MEMRS01	28
ROTOR, BALANCE(STATIC)	24780	710	SITRB01	40
ROTOR, TEST IN GROWLER	1388	620	SITRT01	104
ROW, PREPARE FOR PLANTING 1 1/2 INCH STRIPS OF SOD WITH PICK, 10 LINEAR FEET	284	407	NTLRP01	3

DEFENSE WORK MEASUREMENT STANDARD TIME DATA
NOUN/VERB INDEX

OPERATION/ELEMENT DESCRIPTION	TMU VALUF	OCCUP- ATION	DEWSTDP ELEMENT	PAGE
RULE(SIX-FOOT FOLDING).USE	VARIABLE	U	MGRRUXX	20
RULE,HEAD TO COMPARE MARK ALIGNMENT	22	U	MGRRU01	20
RULE,USE TO MEASURE	317	8XX	MGRRU01	1
SANDER(DRUM).LOWER TO OR RAISE FROM FLOOR	49	86A	NTPSLO1	70
SANDPAPER,CHANGE ON DRUM SANDER	2233	86A	SJPSO01	70
SCAFFOLD(PORTABLE).LOCK AND UNLOCK WHEELS	992	86A	NACSL01	86
SCALE(TRUING FEED).ADJUST,JEL AUTOMATIC THREAD GRINDER	191	609	MSUSA01	92
SCALE,KNOCK FROM GILD WITH HAMMER AND BRUSH	VARIABLE	81X	MCLSKXX	34
SCALE,USE	VARIABLE	U	MGMSUXX	20
SCISSOR(SIDE SHEARS).CUT	VARIABLE	U	BTLSXX	86
SCREW(ADJUSTING)(RUSTY).LOOSEN OR TIGHTEN WITH A SCREWDRIER	86	639	BTLSL01	112
SCREW(ADJUSTING).BACK OUT AND RESEAT	959	72X	STFSR01	72
SCREW(TURNING).LOOSEN OR TIGHTEN,ON GIB	51	70A	NTPSLO1	19
SCREW,TURN IN AND TIGHTEN OR LOOSEN AND TURN OUT WITH SCREWDRIER	VARIABLE	U	NTLSTXX	91
SCREWDRIER(SPIRAL).USE	TABLE	U	TTLSPXX	98
SCREWDRIER,CONVENTIONAL,USE	VARIABLE	U	BTLSXX	86
SCREWDRIER,RATCHET,USE	VARIABLE	U	BTLSRXX	86
SCREWDRIER,USE FOR FINAL TIGHTEN OR INITIAL LOOSEN	31	U	BTLSU01	86
SEAL(CONCAR OR TRAILER).BREAK AND ASIDE	73	929	MNPSO01	212
SEAL(CONCAR).REMOVE,OPEN AND CLOSE DOOR	1752	920	MPKRS01	27
SEAL,APPLY AND RECORD NUMBERS	612	929	SIOSEA01	172
SEAL,ATTACH TO CONCAR OR TRAILER	133	929	MNPSA01	212
SEAL,CRIMP TO STRAPPING	147	920	NTLSC06	55
SEAL,CUT AND REMOVE WITH SIDE CUTTERS	166	929	NTLSR01	224
SEAL,REMOVE,RECORD NUMBERS	563	929	SIDSR01	172
SEALANT,APPLY WITH PNEUMATIC SEALANT GUN	VARIABLE	807	SSRSAXX	26
SEALANT,INSTALL IN CAVITY	VARIABLE	50X	SJPSIXX	4
SEALANT,REMOVE	VARIABLE	50X	SJPSRXX	4
SEAL,SEW WITH DOUBLE NEEDLE MACHINE	VARIABLE	787	MPTSSXX	132
SEATBELT,FASTEN AND UNFASTEN	177	U	MEVBF01	19
SEATING(BRUSH).INSPECT AND TEST	VARIABLE	721	SITSIXX	99
SEGMENTS(GRINDING WHEEL).REPLACE,TWO EACH	398	603	MSUSR01	40
SEMI-CONDUCTOR,INSTALL WITH SOLDER	VARIABLE	72X	SDASIXX	61
SHAFT(OR PART).REMOVE FROM CENTERS,LENGTH- GREATER THAN 36 INCHES	224	603	MEMSR01	29

DEFENSE WORK MEASUREMENT STANDARD TIME DATA
NOUN/VERB INDEX

OPERATION/ELEMENT DESCRIPTION	TMU VALUE	OCCUPATION	DWNSTOP ELEMENT	PAGE
SHAFT, PLACE IN AND REMOVE FROM HUB FOR BALANCING GRINDING WHEEL ASSEMBLY, J&L AUTOMATIC THREAD GRINDERS	1803	609	MSUSP01	93
SHARPENER(PENCIL), EMPTY	206	381	MCLSE01	12
SHAVINGS, CLEAN FROM ONE LETTER WITH SCRIBE (PLASTIC MATERIAL)	57	704	MCLSC01	17
SHEATHING(LEAD CABLE), CLEAN BY SCRAPING	335	821	MCLSC01	49
SHEET(METAL), MOVE BY HAND	336	929	NOMSN01	215
SHEET(METAL-LARGE), SLIDE FROM TABLE TO FLOOR	343	929	NOMSS01	215
SHEET(S), CUT, ON 15X15 INCH GUILLOTINE TYPE PAPER CUTTER	VARIABLE	209	MPHSCXX	29
SHEET(S), INSERT, 1-25 SHEETS IN BINDER/FASTENER	VARIABLE	209	MPFSIXX	25
SHEET(S), PUNCH, HOLES	61	209	MPHSP01	29
SHEET(S), REMOVE, FROM BINDER	VARIABLE	209	MPFSRXX	25
SHEET(S), SCAN FOR FAMILIAR REFERENCE POINT(S), LETTER SIZE SHEETS	TABLE	U	TROSSXX	78
SHEET(S), SEPARATE, ALONG PERFORATION	VARIABLE	209	MPHSSXX	29
SHEET(S), SEPARATE, FROM PERFORATED BORDER OF MULTI-SHEET(S) FORM LISTING	TABLE	209	YPHSSXX	30
SHEET(S), TEAR, FROM GLUED PAD	TABLE	209	TPHSTXX	31
SHEET, COPY, ADDITIONAL, FROM SINGLE SHEET ORIGINAL, VERIFAX MODEL 3	268	207	MRPSC07	13
SHEET, COPY, SINGLE/FIRST COPY, VERIFAX MODEL 3	1316	207	MRPSC06	13
SHEET, COPY, SINGLE, -11 INCH SHEET, XEROX 914 COPIER	1670	207	MRPSC08	13
SHEET, COPY, SINGLE, -14 INCH SHEET, XEROX 914 COPIER	1702	207	MRPSC09	13
SHEET, COPY, SINGLE, SECOND ORIGINAL, PHOTO-COPIER 3M MODEL 209 DRY COPIER	486	207	MRPSC04	12
SHEET, COPY, SINGLE, FROM ORIGINAL, 3M THERMO-FAX SECRETARY MODEL	153	207	MRPSC05	13
SHEET, COPY, SINGLE, ORIGINAL-ONE COPY-APECO MODEL 171	735	207	MRPSC01	12
SHEET, COPY, SINGLE, ORIGINAL ON 3M AUTOMATIC DRY PHOTO-COPIER, MODEL 209-SINGLE COPY ONLY	336	207	MRPSC02	12
SHEET, COPY, SINGLE, ORIGINAL, ON 3M AUTOMATIC DRY PHOTO-COPIER MODEL 209-MULTIPLE COPIES	74	207	MRPSC03	12
SHEET, COPY, SINGLE, ORIGINAL, ONE SIDE, 11 INCH COPY AND MACHINE WARM, XEROX 914 COPIER	1029	207	MRPSC10	12
SHEET, COPY, SINGLE, ORIGINAL, ONE SIDE, 14 INCH COPY AND MACHINE WARM, XEROX 914 COPIER	1061	207	MRPSC11	14
SHEET, COPY, SINGLE, ORIGINAL, BOTH SIDES, 11 INCH FIRST COPY-COLD MACHINE, XEROX 914 COPIER	1962	207	MRPSC12	14
SHEET, COPY, SINGLE, ORIGINAL, BOTH SIDES, 14 INCH FIRST COPY-COLD MACHINE, XEROX 914 COPIER	1994	207	MRPSC13	14

DEFENSE WORK MEASUREMENT STANDARD TIME DATA
NOUN/VERB INDEX

OPERATION/ELEMENT DESCRIPTION	TMU VALUE	OCCUPATION	DUNSTON ELEMENT	PAGE
SHEET,COPY,SINGLE,ORIGINAL,BOTH SIDES, 11 INCH SHEET, WARM MACHINE, XEROX 914 COPIER	1321	207	MRPSC14	14
SHEET,COPY, SINGLE,ORIGINAL,BOTH SIDES,14 INCH SHEET,WARM MACHINE, XEROX 914 COPIER	1353	207	MRPSC15	14
SHEETS,HANDLE,BATCH PICK UP,ANY SIZE,FROM FLAT SURFACE WITH ONE HAND-UP TO 25 PAPERS LOOSELY STACKED	31	209	BPMSH01	26
SHEETS,HANDLE,BATCH PICK UP,ANY SIZE,FROM FLAT SURFACE WITH TWO HANDS-25-50 PAPERS,LOOSELY STACKED	41	209	BPMSH02	27
SHIELD(CABLE-BRAIDED METAL),UNRAVEL	2694	72X	SHMSU01	68
SHIELD(METAL),PREPARE ON STRANDED WIRE FOR GROUND	873	72X	SHMSPO1	76
SHIELD(TUBE),SNAP ON AND OFF	VARIABLE	72X	SOASRX	61
SHIELD(WELDING),PUT ON AND REMOVE	173	81X	NJPSPO1	38
SHIELD(WELDING),RAISE AND LOWER	76	81X	NJPSR01	36
SHIM,INSTALL UNDER AND REMOVE FROM TOOL	170	604	MSUSI01	69
SHIM,REPLACE ON ARMATURE	VARIABLE	721	SOASRX	97
SHIM,USE UNDER PART OR CLAMP	113	60X	MSUSU01	23
SHINGLE(ASBESTOS),POSITION TO WALL	208	863	MOHSP01	69
SHINGLE(BROKEN),REMOVE FROM WALL,ASBESTOS SHINGLE	485	863	MOHSR01	69
SHINGLE,CUT WITH SHINGLE CUTTER,ASBESTOS SHINGLE	146	863	MTLSC01	69
SHINGLE,PUNCH HOLE WITH MANUAL PUNCH,ASBESTOS SHINGLE	VARIABLE	863	MTLSPXX	69
SHIRT(OR DRESS JACKET),FOLD,BODY ONLY	845	782	MPKSP01	130
SHIRT(OR DRESS JACKET),FOLD,SLEEVES ONLY	182	782	MPKSP02	130
SHIRT(OR DRESS JACKET),FOLD IN HALF	53	782	MPKSP03	130
SHIRT(OR DRESS JACKET),OBTAIN AND SPREAD TO BUTTON	133	782	MPKSO01	130
SHIRT,BUTTON,PER BUTTON	61	782	MPKSO01	130
SHIRT,BUTTON AND FOLD	824	782	SPKSO01	131
SHIRT,UNBUTTON,PER BUTTON	38	782	MPKSU01	130
SHORING(DOOR-RAILROAD CAR),DISPOSE OF	VARIABLE	922	SRCSDXX	118
SHORING(HEAVY),INSTALL IN BOXCAR DOOR	37864	929	SBMSI01	224
SHORING(HEAVY-DOOR),REMOVE FROM RAILROAD CAR	10206	929	SRCSR01	219
SHORING(INTERNAL),REMOVE FROM RAILROAD CAR	10968	929	SRCSR04	219
SHORING(LIGHT),INSTALL IN BOXCAR DOOR	14789	929	SBMSIC2	224
SHORING(LIGHT),REMOVE FROM RAIL CAR DOOR	9897	929	SRCSR02	219
SHORING(MAXIMUM INTERNAL),REMOVE FROM RAIL ROAD CAR	35598	929	SRCSR03	219

DEFENSE WORK MEASUREMENT STANDARD TIME DATA
NOUN/VERB INDEX

OPERATION/ELEMENT DESCRIPTION	TMU VALUE	OCCUP- ATION	DWMSTOP ELEMENT	PAGE
SHOVEL,USE	221	U	NLSU02	91
SHOVEL,USE,TO MOVE LOOSE MATERIAL SUCH AS SAND OR GRAVFL	155	U	NLSU01	91
SIGN(PLEXIGLASS),BUFF EDGES ON BUFFING MACHINE	434	705	NTPSB01	21
SIGN,SAND WITH DISC SANDER	367	705	NTPSS01	21
SIGNATURE,WRITE LCNHAND,FIRST NAME,MIDDLE INITIAL,AND LAST NAME	224	U	NMRSW01	115
SINK(HEAT),CLAMP TC AND REMOVE FROM WIRE	179	72X	NMMS01	76
SIT AND STAND	VARIABLE	U	NMSSXX	6
SIZE(DIE),CHANGE ON HEAVY DUTY PIPE MACHINE	133	862	MSUSC01	67
SIZE OF CARTON,WRITE ON FORM	234	222	SWRSW01	55
SLAG,CHIP WITH CHIPPING HAMMER,CHISEL,AND BRUSH	VARIABLE	81X	MCLSCXX	33
SLAG,REMOVE WITH CHIPPING HAMMER	VARIABLE	81X	MCLSRXX	34
SLATS(VENETIAN BLIND),INSERT IN LADDERS ON TAPE	199	739	SOASIC1	112
SLATS(VENETIAN BLIND),MOVE FROM DRYING RACK TO RISE TANK	116	739	MOHSH01	115
SLEEVE(NICOPRESS),INSTALL(CRIMP)	VARIABLE	709	STLSIXX	29
SLEEVES(RUBBER LINEMAN'S),PUT ON AND TAKE OFF	546	821	NJPSP01	49
SLEEVING(ELECTRICAL WIRE),HEAT TO SHRINK	VARIABLE	72X	STPSHXX	74
SLEEVING(VINYLLITE),INSTALL OVER CABLE	VARIABLE	728	SWHSIXX	107
SLEEVING(ZIPPERED VINYLLITE),INSTALL	8980	728	SWHS112	109
SLEEVING,INSTALL	7450	728	SWHS103	108
SLEEVING,REPLACE	VARIABLE	728	SWHSRXX	110
SLIDE(COMPOUND),MOVE TO WORK	118	604	MEMSH05	46
SLIDE(COMPOUND),SET TO ANGLE	383	604	MEMSB01	47
SLIDE(CROSS),LOCK AND UNLOCK	238	605	MEMSL01	72
SLIDE(CROSS),MOVE TO WORK	117	604	MEMSN06	47
SLIDE,MOVE IN OR OUT,ONE INCH,ENGINE LATHE	VARIABLE	604	MEMSNXX	46
SLIDE,MOVE TO GRADUATE LINE ON DIAL	84	604	MEMSH07	47
SLING,ATTACH FOR CRANE MOVE	1102	921	SMMSA01	73
SLING,ATTACH OR REMOVE	TABLE	921	TMMSAXX	72
SLING,ATTACH TO CRANE AND REMOVE	102	60X	MOHSA02	22
SLING,ATTACH TO HOOK	107	921	NMMSA01	66
SLING,ATTACH TO LOAD	VARIABLE	921	MEMSAXX	60
SLING,ATTACH TO PART AND REMOVE	455	60X	MOHSA01	22
SLING,HOOK AND UNHOOK TO/FROM LOAD AND HOIST	658	921	NMMSH01	66
SLING,PUT AROUND PART OR OBJECT	241	921	NMMSPO1	66

DEFENSE WORK MEASUREMENT STANDARD TIME DATA
NOUN/VERB INDEX

OPERATION/ELEMENT DESCRIPTION	TMU VALUE	OCCUPATION	DWMSTP ELEMENT	PAGE
SLING, REMOVE	828	921	MMHRS01	73
SLING, REMOVE FROM MOCK	45	921	MMHRS02	66
SLING, REMOVE FROM PART	110	921	MMHRS01	66
SLOTS(T). CLEAN WITH CHIP PUSHER	673	60X	MCLCS01	12
SMOCK (TIE TYPE). PUT ON AND REMOVE	679	U	MJPSP01	40
SNAKE, ATTACH TO AND REMOVE FROM PIPE. PREPARATORY TO LEAD POUR	1787	862	MONSA01	66
SNIPS (TINI). USE TO CUT SHEET METAL TO 22 GAUGE	VARIABLE	70X	MTLSUXX	17
SNIPS, OPEN POSITION TO WORK. CLOSE AND PLACE ASIDE	99	U	MTLS001	91
SOCKET (LAMP). INSERT IN REFLECTOR FITTING	65	62X	MOASI01	43
SOCKET, ATTACH TO ADAPTER AND ATTACH ADAPTER TO HANDLE	132	U	STLSA01	85
SOCKET, CHANGE 1/4, 3/8, OR 1/2 INCH DRIVE WITH BALL AND SOCKET LOCK	181	U	MTLSC01	90
SOCKET, DISENGAGE FROM ADAPTER AND REMOVE ADAPTER FROM HANDLE	62	U	STLSD01	85
SOD, CUT ONE SQUARE FOOT IN 1 1/2 INCH STRIPS WITH CANE KNIFE	2405	407	STLSC01	3
SOD, LOAD BY HAND, PER TWO SQUARE FEET	192	407	MONSL01	1
SOD, PLACE TO ONE SIDE WITH SHOVEL	269	407	MONSP01	2
SOFA, DUST EXTERIOR SURFACES OF ARMRESTS, FRONT, AND LEGS, THREE-CUSHION LEATHER/VINYL COVERED SOFA	697	381	MCLSD01	11
SOFA, DUST EXTERIOR SURFACE OF BACKREST, THREE-CUSHION LEATHER/VINYL COVERED SOFA	638	381	MCLSD03	11
SOFA, DUST HORIZONTAL SURFACES AND INTERIOR OF BACKREST AND ARMRESTS, THREE-CUSHION LEATHER/VINYL COVERED SOFA	1088	381	MCLSD02	11
SOLDER (CONNECTION). TOUCH UP	620	72X	SWHST01	87
SOLDER (EXCESS). REMOVE FROM SEAL EDGES OF CAP AND HOUSING (GYRO MOTOR)	2666	710	SDASR01	34
SOLDER (EXCESS). REMOVE FROM SEAL NUT HOLE (GYRO MOTOR)	2638	710	SDASR02	34
SOLDER (EXCESS) AND WEIGHTS, REMOVE FROM EXTERIOR OF LARGE GYRO MOTOR	3398	710	SDASR03	34
SOLDER, APPLY TO SEAM OR JOINT, SHEET METAL	VARIABLE	814	MNFSAXX	41
SOLDER, MELT TO SOLDER/UNSOLDER	VARIABLE	72X	MPTSXX	72
SOLDER, REMOVE	VARIABLE	72X	SCLSRXX	43
SOLDER, REMOVE FROM COMPONENT-PER POINT	482	72X	SCLSR03	43
SOLDER, WIRE TO WIRE-PROCESS TIME ONLY	VARIABLE	72X	MPTSXX	72
SOLDERING IRON (CONVENTIONAL TYPE). PREPARE FOR USE	487	72X	MJPSP02	69
SOLDERING IRON (PISTOL GRIP TYPE). PREPARE FOR USE	419	72X	MJPSP01	69

DEFENSE WORK MEASUREMENT STANDARD TIME DATA
NOUN/VERB INDEX

OPERATION/ELEMENT DESCRIPTION	TNU VALUE	OCCUP- ATION	DWMSTD ELEMENT	PAGE
SOLDERING IRON, FILE TIP SMOOTH	456	72X	SCLSP01	43
SOLDERING IRON, TIN	VARIABLE	72X	MJPSTXX	70
SOLE (BOOT/SHOE), ATTACH (ONE)	491	365	SNFSA01	1
SOLE (BOOT/SHOE), ATTACH BY SEWING	VARIABLE	365	SPTSAXX	3
SOLE (BOOT/SHOE), CARVE BY HAND	VARIABLE	365	STLSCXX	4
SOLE (BOOT/SHOE), ROLL ON ROLL SECTION OF CUTTER CUTTER	VARIABLE	365	MTLSRXX	4
SOLE (BOOT OR SHOE), TRIM ON HAND CUTTER	VARIABLE	365	STLSTXX	5
SOLE (HALF), BEVEL ON CUTTER (PER SOLE)	230	365	STLSB01	4
SOLE (SHOE), IRON	VARIABLE	365	MPTSIXX	2
SOLE (SHOE), REMOVE FROM SHOE	80	365	NOMSP01	2
SOLE (SHOE), TRIM ON CUTTER	1161	365	MPTST01	2
SOLE (SHOE), TRIM WITH KNIFE AFTER SANDING	872	365	STLST04	5
SOLE (SHOE-PAIR), SAND (FULL/HALF)	VARIABLE	365	MPTSXX	2
SOLE/HFEL (SHOE), BUFF AND POLISH	VARIABLE	365	MPTSXX	2
SOLE, ATTACH TO FOOTWEAR	270	365	MNFA01	1
SOLE, BEND TO SHAPE (BOOT/SHOE)	221	365	MJPSB01	1
SOLE AND HEEL (BOOT), SAND (FINISH)-PAIR	1572	365	SPTSSC1	4
SOLE AREA (BOOT/SHOE-PAIR), SAND	868	365	SPTSS04	4
SOLES (BOOT/SHOE-TWO), SAND	VARIABLE	365	SPTSSXX	3
SOLUTION (MAGNETIC), APPLY TO PART	VARIABLE	709	SITSAXX	27
SOLUTION (ZYGLO), SPRAY ON PART	VARIABLE	709	SITSSXX	27
SOLUTION (ZYGLO), WASH FROM PART ON PALLET	VARIABLE	709	NCLSWXX	22
SPACE (END), GAUGE WITH DEPTH MICROMETER, ADJUST	1087	710	SITSG03	41
SPACER (OR SHIM), PLACE ON ARBOR	94	605	MSUSP01	80
SPACER (OR SHIM), REMOVE FROM ARBOR	67	605	MSUSR01	80
SPACER (SUPER), INDEX	151	606	MFMST01	83
SPACER, POSITION ON OUTSIDE OF CUTTER ON KEY	29	605	BSUSP01	75
SPACING (GAP), GAUGE WITH GO NO-GO GAUGE	350	710	SITSG02	41
SPACING (SHAFT END), GAUGE WITH GO, NO-GO GAUGE	186	710	SITSG01	41
SPACING (VENETIAN BLIND ASSEMBLY), GAUGE	52	739	MITSGC1	114
SPACING, CONTINUOUS, ELECTRIC TYPEWRITER, MACHINE TIME ONLY PER INCH	20	203	BTYSCO1	1
SPACING, SET, SINGLE, DOUBLE OR TRIPLE LINE SPACING, MANUAL, ELECTRIC OR IBM SELECTRIC	22	203	MTYSS01	4
SPAGHETTI, APPLY-MEASURE, CUT AND INSTALL	202	U	MNMSA01	113
SPAGHETTI, SLIDE	22	U	MNMS01	113
SPATTER, SCRAPE PER INCH OF WELD	39	81X	NCLSS01	34

DEFENSE WORK MEASUREMENT STANDARD TIME DATA
NOUN/VERB INDEX

OPERATION/ELEMENT DESCRIPTION	TMU VALUE	OCCUP- ATION	DUNSTOP ELEMENT	PAGE
SPEED(CRACK).ADJUST.BLANCHARD ROTARY GRINDER	98	603	MEMSA01	25
SPEED(SPINNLE).CHANGE	396	605	MEMSC01	80
SPEED(SPINNLE).CHANGE.6-STEP PULLEY. CYLINDRICAL GRINDER	468	605	MEMSC01	23
SPEED.ADJUST ON HEAVY DUTY PIPE MACHINE.THREE LEVERS	235	662	MSUSA01	67
SPEED.ADJUST ON SUMP-PROPELLING UNIT OF CONCRETE SAW	177	844	MTPSA01	54
SPEED.CHANGE.POWER HACKSAW	458	607	MSUSC02	91
SPEED.CHANGE ON SPINDLE.RADIAL DRILL PRESS	202	606	MEMSC01	83
SPEED.CHARGE WITH CRANK.60-ALL CONTOUR SAW	411	607	MSUSC01	91
SPEED.SET WITH THREE LEVERS.JEL AUTOMATIC WHEEL GRINDERS	218	609	MEMSS01	92
SPEED(DIAL/PLANE CUTTING MACHINE).ADJUST	65	813	MSUSA01	42
SPEEDOMETER.CHECK ON SPEEDOMETER TEST MACHINE	VARIABLE	620	KITSCKX	109
SPIGOT.OPEN AND CLOSE.LEVER TYPE	38	699	MLUSD01	120
SPIKE.DRIVE WITH MAUL	67	910	BTLS001	6
SPIKE.POSITION IN SPIKE HOLE	80	910	SONSP01	3
SPIKE.PULL WITH CLAW BAR OR PULLER	VARIABLE	910	BTLSPX	6
SPIKE.SET WITH MAUL	123	910	BTLS001	6
SPIRES.DISTRIBUTE	VARIABLE	910	NONSONX	4
SPINDLE(DRILL PRESS).RAISE AND LOWER AND ALIGN JIG FOR DRILLING	141	606	MEMSR01	83
SPINDLE(TAILSTOCK).ADVANCE ONE INCH WITH CRANK.ENGAGE LATHE	153	604	MEMSA01	16
SPINDLE(TAILSTOCK).LOCK OR UNLOCK	71	604	MSUSL01	69
SPINDLE(TRAVEL).CHANGE DIRECTION	317	605	MSUCS01	78
SPINDLE(TURRET HEAD).BLOCK TO REMOVE AND INSTALL GUIL. INTERNAL GRINDER	206	603	MSUSB01	39
SPINDLE(TURN).START AND STOP WITH KNOB. CYLINDRICAL GRINDER	35	603	MEMSS01	29
SPINDLE(TURRET HEAD).LOCK AND UNLOCK.CYLINDRICAL GRINDER	71	603	MSUSL01	40
SPINDLE(TURRET HEAD).TURN 1/4 REVOLUTION BY HAND. CYLINDRICAL GRINDER	46	603	MSUST01	40
SPINDLE.ALIGN OVER HOLE.RADIAL DRILL PRESS	391	606	MEMSA01	83
SPINDLE.CHANGE SPEED.ENGINE LATHE	556	604	MEMSC02	46
SPINDLE.CHANGE SPEED.ONE LEVER	132	604	MEMSC01	46
SPINDLE.CHANGE SPEED.V-BELT DRIVE	191	60X	MSUSC01	23
SPINDLE.START AND STOP.ENGAGE AND DISENGAGE FEED	280	605	MSUSS01	80
SPLICE(CRATER).MAKE	120	82X	MMHSM01	47

DEFENSE WORK MEASUREMENT STANDARD TIME DATA
NOUN/VERB INDEX

OPERATION/ELEMENT DESCRIPTION	TMU VALUE	OCCUPATION	DOWNSTOP ELEMENT	PAGE
SPLICE(COAXIAL CABLE),INSTALL TO SHIELDED WIRE	1076	82X	SWHS101	48
SPLICE(TWO WIRES),MAKE WITH STAKE-ON PLIERS	2367	82X	SWHSN01	48
SPLICE(WIRE),WRAP WITH TAPE	VARIABLE	72X	MWHSWXX	76
SPLICE/SLEEVE,INSTALL	4520	728	SWHS109	109
SPLICE/SLEEVE,INSTALL	5690	728	SWHS110	109
SPLICE/SLEEVE,INSTALL,MULTI WIRE RUTY SPLICE	8110	728	SWHS104	108
SPLICE/SLEEVE,INSTALL,SOLDER SLEEVE,INSULATED WIRE	3620	728	SWHS105	108
SPLICE/SLEEVE,INSTALL,SOLDER SLEFVE,SHIELDED WIRE	2900	728	SWHS106	108
SPLICE/SLEEVE,INSTALL,SOLDER SLEEVE,COAX CABLE (ONE END ONLY)	4220	728	SWHS107	108
SPLICE/SLEEVE,INSTALL,SHIELDED WIRE	2370	728	SWHS108	109
SPLICE/SLEVEE,INSTALL,STUB SPLICE WITH END CAP	7110	728	SWHS111	109
SPLICE,BEND PARALLEL TO CONDUCTOR WITH PLIERS	95	82X	MTLSB01	46
SPLICE,FORM WITH PLIERS,PIGTAIL SPLICE	413	82X	MTLSF01	46
SPLICE,REMOVE	181	82X	SWHSR01	48
SPOT(FIBERGLASS),REPAIR(ONE SQUARE INCH)	2480	754	STPSR01	123
SPOT(OR SEAM),WELD	VARIABLE	81X	SNFSWXX	37
SPOT(OR SEAM),WELD ON SCIAKY STATIONARY WELDING MACHINE	VARIABLE	81X	SNFNSXX	37
SPOT(OR SQUARE INCH),CLEAN WITH HAND DRILL AND WIRE BRUSH OR CROCUS CLOTH,ETC. ON ROD	378	6XX	MCLCS03	1
SPOT,CLEAN ON FLAT OR IRREGULAR SURFACE WITH PICK AND AIR	VARIABLE	U	SCLCSXX	13
SPOT,CLEAN WITH HAND BRUSH	73	6XX	MCLCS01	1
SPOT,CLEAN WITH HAND DRILL AND WIRE BRUSH, CROCUS CLOTH,EMERY CLOTH,ETC.(PROCESS TIME)	237	6XX	MCLCS02	1
SPOT,WELD	68	81X	BPTSW01	38
SPRAYER(INSECTICIDE),CLOSE	391	389	MJPSC01	16
SPRAYER(INSECTICIDE),FILL WITH WATER	729	389	MJPSP01	16
SPRING(COIL),CHECK AND GAUGE TENSION WITH A COMPRESSION GAUGE	168	62X	MTTSC01	97
SPRING(HAIR),POSITION	6300	710	SDASP01	34
SPRING(HELICAL),INSTALL WITH PLIERS	332	62X	MTLS101	98
SPRING(HELICAL-COMPRESSION OR EXTENSION); REMOVE BY HAND AND PLIERS	237	62X	MTLSR01	98
SPRING,TEST	VARIABLE	7XX	SITSTXX	5
SPRING,TEST	1840	7XX	SITSTC3	6
SPRINKLER(AND HOSE),MOVE TO NEW LOCATION	176	407	MOHSM01	2
SPRINKLER,ATTACH TO AND REMOVE FROM WATER LINE	VARIABLE	407	SOMSAXX	2

DEFENSE WORK MEASUREMENT STANDARD TIME DATA
NOUN/VERB INDEX

OPERATION/ELEMENT DESCRIPTION	THU VALUE	OCCUPATION	DMNSTOP ELEMENT	PAGE
SQUARE (COMBINATION), ASSEMBLE SCALE	173	60X	NGNSA01	17
SQUARE (COMBINATION), CHECK PART	VARIABLE	60X	SGMSCXX	17
SQUARE (COMBINATION), POSITION TO GAUGE ANGLE	137	60X	NGMSP01	17
SQUARE (COMBINATION), REMOVE SCALE	68	60X	NGMSR01	17
SQUARE (COMBINATION), USE TO CHECK PART	71	60X	NGMSU01	17
SQUARE, ALIGN TO MARK	44	U	BGNSA01	20
SQUARE, USE (PART IN HAND)	139	U	BGMSU01	20
SQUARE, USE (PART ON BENCH)	218	U	BGMSU02	20
STACK (PALLETS-WAREHOUSE, 463-L OR SKID), OBTAIN	VARIABLE	922	HJPP0XX	112
STAIRS (STEPS), MOP (DAMP OR WET)	186	381	NCLSN01	12
STAIRS, CLEAN, EIGHTY STEPS	VARIABLE	381	NCLSCXX	11
STAIRS, ELEVATOR, REMOVE AND REPLACE FROM/ONTO TRUCK	VARIABLE	929	NJPSRXX	177
STAMP (GANG), SET UP (10 MARKERS)	2800	U	MIOSS01	23
STAMP (METAL), STRIKE WITH HAMMER	65	U	BIOSS01	22
STAMP (RUBBER), APPLY	VARIABLE	U	MIDASXX	22
STAND (PIPE), POSITION UNDER PIPE	331	862	MOHSP01	66
STAND (SPORING), WIPE WITH DUST CLOTH	206	381	NCLSW01	12
STAND (TYPEWRITER), WIPE TOP WITH DUST CLOTH 15X36X28 INCHES	224	381	NCLSW02	12
STAND (TYPEWRITER), WIPE UNDERSTRUCTURE WITH DUST CLOTH	517	381	NCLSW03	12
STAND, HEAT, FUEL INJECTION PUMP TEST STAND	8880	620	SITSH01	104
STAND, SHUT DOWN AND REMOVE PUMP, FUEL INJECTION PUMP TEST STAND	VARIABLE	620	SITSSXX	104
STAPLE, INSTALL IN PIPE COVER	VARIABLE	862	MNFSIXX	64
STAPLE, INSTALL WITH PLIER GRIP STAPLER	51	U	MNFSI01	64
STAPLE, REMOVE, 3/8 OR 1/2 INCH, USING PLIER TYPE STAPLE REMOVER	86	U	MNFSR01	64
STARTER (AUTOMOTIVE), TEST	VARIABLE	620	KITSTXX	109
STARTER (FLUORESCENT), REPLACE IN FIXTURE	144	829	MOHSR01	63
STEADY REST (ON WHEEL DRESSER), MOUNT ON CYLINDRICAL GRINDER	195	603	MSUSH01	40
STEADY REST, ADJUST TO PART, TWO PADS	158	603	MSUSA01	39
STEADY REST, OPEN AND CLOSE	316	604	MEMS001	47
STEADY REST, PLACE ON MACHINE, SECURE, AND REMOVE	871	604	MSUSP01	69
STEAM UNIT, SET UP AND SECURE	1618	599	SJPS001	21
STENCIL (ADDRESS AND IDENTIFICATION), CUT FOR OVERSEAS PACK WITH MANUAL CUTTER	2781	920	STLSC11	57
STENCIL, AFFIX ON ROLL STAMP, TEST AND REMOVE	219	U	HJPSA01	39

DEFENSE WORK MEASUREMENT STANDARD TIME DATA
NOUN/VERB INDEX

OPERATION/ELEMENT DESCRIPTION	TWU VALUE	OCCUPATION	DWNS TOP ELEMENT	PAGE
STENCIL, APPLY, PAINT, AND REMOVE	1416	U	SIDSA01	24
STENCIL, APPLY WITH BLOCK STAMP	94	U	MIDSA01	23
STENCIL, CUT, ELECTRIC	VARIABLE	U	MTLSEXX	90
STENCIL, CUT, MANUAL	VARIABLE	U	MTLSMXX	90
STENCIL, CUT AND APPLY TO AMMUNITION PACK	CON/VAR	920	SIDSCX1	12
STENCIL, CUT FOR AMMUNITION PACK WITH ELECTRIC CUTTER	16890	920	STLSC12	58
STENCIL, CUT WITH MANUAL OR ELECTRIC CUTTER	VARIABLE	920	STLSCXX	57
STENCIL, PLACE ON WALL	203	74X	NJPSP01	116
STENCIL, POSITION TO SURFACE	66	U	MIDSP01	23
STEP (POLE), DRIVE INTO POLE WITH HAMMER	609	821	STLSD01	51
STEPLADDER, OBTAIN FROM FLOOR, SET UP, TAKE DOWN, AND ASIDE TO FLOOR, LADDER TO 12 FEET TALL	772	U	NJPSC01	40
STITCH/TACK, SEW BY HAND	244	78X	MNPFSS01	124
STITCHES (BOOT/SHOE), REMOVE	VARIABLE	365	STLSRXX	4
STITCHES, CUT TO REMOVE (PER BOOT/SHOE)	VARIABLE	365	STLSSXX	5
STOCK (BAR), SELECT FROM STORAGE (NO CUTTING)	VARIABLE	922	JEMSSX1	109
STOCK (BAR), SELECT FROM STORAGE (CUTTING REQUIRED)	VARIABLE	922	JEMSSX2	110
STOCK (IN VISE), ALIGN TO MARK (NO STOP), POWER HACKSAW	298	607	MENSA01	88
STOCK, REPLENISH IN BIN	VARIABLE	929	JCHSRX1	218
STOLON, COVER WITH SOIL USING HAND AS SCOOP, PER LINEAR FOOT	226	407	MONSC01	1
STOLON, REMOVE FROM BOX AND PLACE IN FURROW	294	407	MONSR01	2
STONE, PLACE, PER STONE	270	407	SOMSP01	2
STONE, SCRIBE AROUND WITH PICK, PREPARATORY TO DIGGING BED FOR STEPPING STONE	719	427	MTLSS01	2
STONE, UNLOAD FROM TRUCK, 2CX20X2.5 INCHES, 105 POUNDS	VARIABLE	407	MONSUXX	2
STOP (BARREL), INDEX ONE POSITION, INTERNAL GRINDER	113	603	MENSTC1	28
STOP (CARRIAGE MICROMETER), SET	295	604	MSUSS01	65
STOP (DOWEL PIN), SET UP ON SLIDING PLATE, DO-ALL CONTOUR SAB	383	607	MSUSS01	91
STOP (LIMIT), SET FOR FRAME RAISE, POWER HACKSAW	287	607	MSUSS02	91
STOP (MATERIAL), SET, POWER HACKSAW	812	607	MSUSS03	91
STOP (MEASURING TABLE), SET FOR DESIRED LENGTH	647	728	SJPSS01	103
STOP (ROLL), INDEX, TURRET LATHE	91	604	MENIS01	44

DEFENSE WORK MEASUREMENT STANDARD TIME DATA
NOUN/VERB INDEX

OPERATION/ELEMENT DESCRIPTION	TMU VALUE	OCCUPATION	DWSTOP ELEMENT	PAGE
STOP (WHEEL CHASING), UNLOCK AND LOCK, ENGINE LAYME	340	604	MSUSU01	69
STOP, CLAMP ON RADIAL CIRCULAR SAW BED OR TABLE	378	607	MSUSC01	110
STOP, REMOVE FROM CUTOFF SAW BED	220	667	MSUSR01	110
STOP, SET, LABORER GRINDER	175	639	MENSS01	111
STOP, SET ON WHEELHEAD CROSS SLIDE HANDWHEEL, INTERNAL GRINDER	225	603	MSUSS01	40
STRAIGHTEDGE, ALIGN, TO POINTS OR LINE	189	U	BLOSA01	44
STRAIGHTEDGE, CLAMP TO PART WITH THREE C-CLAMPS	994	U	SJPSC01	43
STRAP (METAL), FOLD	VARIABLE	920	NONSPFX	14
STRAP (METAL), FOLD	VARIABLE	920	MPKSPFX	28
STRAP (NYLON), CUT TO LENGTH	VARIABLE	739	STPSCXX	116
STRAP(S), REMOVE (CUT AND ASIDE) FROM PALLET	VARIABLE	920	STLSRX	50
STRAP (UNATTACHED), FOLD AND SEW	824	787	SPTSP01	134
STRAP (WEB), SEW TO MATERIAL	859	787	SPTSS01	134
STRAP, APPLY TO BOX WITH MACHINE	VARIABLE	920	MPKSAXX	28
STRAP, CUT	137	920	MTLSC05	55
STRAP, CUT AND ASIDE	VARIABLE	920	MTLSCXX	55
STRAP, SEAL ENDS	250	789	SOPSS01	134
STRAPPER/BANDER (MANUAL), ATTACH TO STRAP	104	920	MTLSA01	54
STRAPPING(S/8 INCH), REMOVE FROM BOX	VARIABLE	920	MPKSRXX	28
STRAPPING, APPLY BY HAND	TABLE	920	TPKSAXX	33
STRAPPING, ASSEMBLE TO PALLET	VARIABLE	920	SPKSAXX	46
STRAPPING, BREAK OFF EXCESS	102	920	NONSB01	14
STRAPPING, FOLD TO FACILITATE DISPOSAL	350	920	NONSP03	14
STRAPPING, GET	VARIABLE	920	NONSGXX	14
STRAPPING, POSITION THROUGH PALLET	VARIABLE	920	MPKSPXX	28
STRAPPING, POSITION TO SKIDS	393	920	MPKSP04	28
STRAPPING, STAPLE WITH HAMMER	125	920	BTLS01	53
STRAPPING, TIGHTEN	1137	920	MTLST03	55
STRAPPING, TIGHTEN, WITH POWER TIGHTENER	VARIABLE	920	MTLSTXX	55
STRAPPING, TIGHTEN AROUND CONTAINER	931	920	MTLST05	55
STRAPPING, TIGHTEN WITH MANUAL TIGHTENER	578	920	MTLST04	55
STRAPPING AND CARDBOARD, REMOVE FROM PALLET LOAD	VARIABLE	920	SPKSRXX	46
STRAPS, APPLY TO PALLET	3800	920	MPKSA03	28
STRING, CUT AND OPEN BAG	158	U	MPKSC01	74
STRIKE (WHEEL OSCILLATION), ADJUST, CYLINDRICAL GRINDER	164	603	MENAS01	28

DEFENSE WORK MEASUREMENT STANDARD TIME DATA
NOUN/VERB INDEX

OPERATION/ELEMENT DESCRIPTION	TMU VALUE	OCCUP- ATION	DWMSTDP ELEMENT	PAGE
STUD(AIRLOC).INSTALL,PER STUD	VARIABLE	807	SNFISXX	22
STUD(AIRLOC).REMOVE PIN WITH AIRLOC TOOL	VARIABLE	807	SNFRSXX	24
STUD(CAMLOC).INSTALL WITH CAMLOC PLIERS.NO RETAINING WASHER	VARIABLE	807	SNFSIXX	24
STUD(CAMLOC).REMOVE.NO RETAINING WASHER	VARIABLE	807	SNFSRXX	24
STUD(STRESS HEAD CAMLOC).INSTALL,PER STUD	318	807	SNFSIC3	24
STUD.INSTALL WITH POWDER ACTUATED GUN	494	860	STPSIO1	61
STYLE(PANTOGRAPH MACHINE).MOVE TO NEXT LINE	19	704	MONSM01	18
SUPPORT(ARBOR).DISENGAGE FROM ONE ARM AND TURN TO REST ON ARM TO CLEAR CUTTER	127	605	NSUSD01	60
SUPPORT(ARBOR).TURN DOWN AND ENGAGE ON SECOND ARM	158	605	NSUST01	61
SUPPORT.INSTALL IN PACKING CONTAINER	8081	928	NTLSIC1	55
SURFACE(LINEAR).LUBRICATE WITH BRUSH.CLOTH, FINGER,OR STICK	VARIABLE	U	BLUBLXX	45
SURFACE(METAL).COAT AND RINSE	679	505	SSTSC01	16
SURFACE(SPOT).LUBRICATE WITH BRUSH.CLOTH, FINGER,OR STICK	VARIABLE	U	BLURSXX	46
SURFACE.CLEAN.WITH BRUSH.MEDIUM RESISTANCE	VARIABLE	U	NCLSCXX	11
SURFACE.CLEAN WITH AIR	160	U	BCLSC06	9
SURFACE.CLEAN WITH SANDPAPER	1884	U	NCLSC03	11
SURFACE.CLEAN WITH SCRAPER		U	BCLSCXX	9
SURFACE.CLEAN WITH SOLVENT AND CLOTH	VARIABLE	U	SCLSCXX	13
SURFACE.CLEAN WITH WET CLOTH PER SQUARE FOOT	VARIABLE	8XX	NCLSCXX	2
SURFACE.CLEAN WITH WIRE BRUSH	476	U	BCLSC05	9
SURFACE.CLEAN WITH WIRE BRUSH.EMERY CLOTH AND RAG-PER FOUR LINEAR INCHES	334	U	NCLSC04	11
SURFACE.POLISH WITH CROCUS CLCTH.ETC..PART CHUCKED IN HAND DRILL	VARIABLE	8XX	NCLSPXX	2
SURFACE.SRAPE TO CLEAN	VARIABLE	U	NCLSSXX	11
SURFACE.SMOOTH.REMOVE BURRS AND SPLINTERS	563	667	NTLSS01	116
SURFACE.WIPE WITH CLCTH	VARIABLE	U	NCLSWXX	11
SURFACE.WIPE WITH WET CLOTH	VARIABLE	U	SCLSWXX	14
SWAGER(AIRCRAFT CONTROL CABLE).SET UP AND TAKE DOWN	1192	709	SSUSS01	28
SWAGER(AIRCRAFT CONTROL CABLE).SET UP	2524	709	SSUSS02	28
SWEEPINGS.PICK UP WITH DUST PAN AND DISPOSE	VARIABLE	381	NCLSPXX	12
SWITCH(ROTARY).CLEAN WITH SPRAY	VARIABLE	72X	SCLSCXX	43
SWITCH(WAFER).REPLACE	5774	72X	SDASR07	61
SWITCH.ACTUATE	22	203	BTYSA01	1

DEFENSE WORK MEASUREMENT STANDARD TIME DATA
NOM/VERS INDEX

OPERATION/ELEMENT DESCRIPTION	TMU VALUE	OCCUPATION	DWSTOP ELEMENT	PAGE
SWITCH,ACTUATE,MICROFILM READER	23	208	MFRSA01	18
SWITCH,ACTUATE,START AND STOP,PHOTO-COPIER COLD MACHINE	1079	207	1401	18
SWITCH,CONNECT WIRES AND INSTALL	VARIABLE	72X	SDASCKX	60
SWITCH,DISCONNECT WIRES AND REMOVE	VARIABLE	72X	SDASDKX	60
SWITCH,PUSH TO TURN ON OR OFF	VARIABLE	U	SACSPXX	1
SWITCH,REPLACE	VARIABLE	72X	SDARSXX	60
SWITCH,REPLACE(CONNECT,DISCONNECT LEADS)	VARIABLE	72X	SDASRXK	61
SWITCH,TURN	VARIABLE	U	SACSTXX	2
SWITCH,TURN OFF OR ON,BRANCH LIGHTING CIRCUIT	161	82X	MJPST01	43
SWITCHES,OPERATE,CONTROL PANEL	VARIABLE	U	MACSOXX	3
SYMBOLS,WRITE	VARIABLE	U	SWRSBXK	118
SYNCHRO,REPAIR	18340	721	SDARS01	96
SYNCHRO,REPLACE	20480	721	SDARS02	96
SPRINGE(HYPODERMIC),FILL WITH LIGHT OIL	784	7XX	SLUSF01	7
TAB,ATTACH,EITHER FOLDED(UP TO 3 INCHES LONG) OR ROUND PROJECTION TYPE GUNNED INDEX,TO CARD STOCK OR SHEET	186	209	NIDTA03	18
TAB,ATTACH,METAL SIGNAL,TO CARD STOCK	68	209	NIDTA01	18
TAB,ATTACH,METAL SIGNAL,TO FOLDER OR DIVIDER	76	209	NIDTA02	18
TAB,RELEASE/CLEAR,ALL STOPS CONTINUOUSLY, MANUAL OR ELECTRIC TYPEWRITER	87	203	NTYTRO2	4
TAB,RELEASE/CLEAR,PER STOP,WITH UP TO NINE INCHES OF CARRIAGE/BALL TRAVEL,MANUAL, ELECTRIC OR IBM SELECTRIC TYPEWRITERS	20	203	NTYTRO1	4
TAB,SET,POSITIONING CARRIAGE BY 4 TO 8 REPEAT- ED DEPRESSIONS OF SPACE BAR,MANUAL,ELECTRIC OR IBM SELECTRIC TYPEWRITER	34	203	NTYTS01	5
TAB,SET,WITH UP TO 1 INCH OF SPACING,IBM SELECTRIC TYPEWRITER	44	203	NTYTS02	5
TABLE(DIP),RAISE AND LOWER	393	709	SPTPD01	28
TABLE(FEED),SET,MILLING MACHINE	178	605	NSUTS01	81
TABLE(GRINDER),ADJUST HORIZONTALLY OR VERTICALLY	VARIABLE	630	MENTAXX	112
TABLE(LONGITUDINAL),LOCK AND UNLOCK ON CINCINNATI MILLING MACHINE	362	605	MENTL01	72
TABLE(LONGITUDINAL),LOCK AND UNLOCK ON MILWAUKEE OR SIMILAR TYPES OF MILLS	124	605	MENTL02	72
TABLE(MACHINE),ADJUST FOR DEPTH OF CUT (PANTOGRAPH)	60	704	SBUTA03	10
TABLE(MACHINE),ADJUST WITH CRANK(PANTOGRAPH)	VARIABLE	704	SBUTAXX	10
TABLE(MACHINE),CLEAN CHIPS,BRUSH AND SCOOP	387	60X	NCLTC01	12
TABLE(UNIVERSAL),ADJUST TO ANGLE,RADIAL DRILL PRESS	1278	606	NSUAT01	84

DEFENSE WORK MEASUREMENT STANDARD TIME DATA
NOUN/VERB INDEX

OPERATION/ELEMENT DESCRIPTION	TNU VALUE	OCCUPATION	DOWNSTOP ELEMENT	PAGE
TABLE(UNIVERSAL).BOLT TO BASE.RADIAL DRILL PRESS	1094	606	NSUTB01	85
TABLE(WOOD PLANER).ADJUST HEIGHT	210	665	MENTA01	114
TABLE.ALIGN(SWIVEL).CYLINDRICAL GRINDER	964	603	NSUTA01	40
TABLE.CLEAN CHIPS FROM	3159	606	SBUTC01	81
TABLE.CLEAN T-SLOTS WITH SCRAPER AND BRUSH. RADIAL DRILL PRESS	6432	606	NCLTC01	81
TABLE.CLEAN TO REMOVE CHIPS.DUST.OR DIRT	VARIABLE	6XX	NCLTCXX	2
TABLE.DUST.CONFERENCE OR SIMILAR	VARIABLE	381	NCLTDXX	12
TABLE.FEED IN OR OUT 1/16 INCH WITH HANDWHEEL. CYLINDRICAL GRINDER	VARIABLE	603	MENTPXX	29
TABLE.JOG	130	603	MENTJ01	29
TABLE.MACHINE TIME	TABLE	60X	TENTNXX	16
TABLE.MOVE HORIZONTALLY 2 1/2 INCHES AND RETURN.MORTISE MACHINE	81	665	MENTM01	114
TABLE.MOVE WITH HAND WHEEL.CYLINDRICAL GRINDER	VARIABLE	603	MENTMXX	29
TABLE.MOVE 1/2 INCH BY HAND.INTERNAL GRINDER	153	603	NSUNT01	39
TABLE.POSITION TO GRIND.SURFACE GRINDER	VARIABLE	603	MENTPXX	29
TABLE.RAISE OR LOWER.AVERAGE OF FOUR INCHES. SENSITIVE DRILL PRESS	831	606	NSUTR01	86
TABLE.RAISE OR LOWER SIX INCHES ON PEDESTAL DRILL PRESS	392	606	NSUTR02	86
TABLE.TILT.DO-ALL CONTOUR SAW	678	607	NSUTT01	91
TACHOMETER(DIRECT READING).USE	VARIABLE	620	SITTUXK	105
TACHOMETER(DIRECT READING).USE.CONVERT METER READING TO BELT SPEED	830	620	SITTU04	105
TACHOMETER(INDIRECT READING).USE	VARIABLE	620	SITUTXX	105
TACK.DRIVE IN PLACE	100	780	MMFTD01	126
TACKS.PLACE IN MOUTH	139	780	MMFTP01	126
TACKS.REMOVE	124	780	MMFTR01	126
TAG(OR ENVELOPE).ATTACH TO OBJECT WITH WIRE (TWISTED)	271	U	MIDTA05	24
TAG(SHIPPING).ATTACH	VARIABLE	920	MIDTAXX	11
TAG.ATTACH STRING	436	U	MIDTA04	24
TAG.ATTACH TO OBJECT.WITH STRING(TIED)	239	U	MIDTA01	23
TAG.ATTACH TO OBJECT BY FORMING SLIP LOOP IN STRING	249	U	MIDTA03	23
TAG.ATTACH TO OBJECT WITH STRING(TAG PULLED THROUGH LOOP)	185	U	MIDTA02	23
TAG.ATTACH TO OBJECT WITH WIRE(LOOPED AND TWISTED)	317	U	MIDTA06	24
TAG.ATTACH WIRE	356	U	MIDTAG7	24

**DEFENSE WORK MEASUREMENT STANDARD TIME DATA
NOUN/VERB INDEX**

OPERATION/ELEMENT DESCRIPTION	TMU VALUE	OCCUP- ATION	DWNSOP ELEMENT	PAGE
TAG, REMOVE FROM OBJECT	VARIABLE	U	NDTRKX	24
TAG OR ENVELOPE, GIVE TO MATERIAL	438	920	NDTWO1	12
TAILGATE (SHOULDER), LOWER AND RAISE	368	669	MENTLO1	117
TAILSTOCK, ADVANCE AND RETURN ON A 12 INCH LATHE	281	604	MENTAO1	47
TAILSTOCK, MOVE FOUR INCHES WITH ONE REVOLUTION OF CRANK	108	604	MENTHO1	47
TAILSTOCK, MOVE 20 INCHES, LARGE CYLINDRICAL GRINDER	243	603	NSUTNO1	40
TANK (LARGE ARMORED), CLIMB INTO/OUT OF	VARIABLE	929	NSHTCXX	171
TANK (TRIMMER), FILL WITH GAS	787	407	NPYTF01	2
TANK, FILL ON SMALL GASOLINE ENGINE, GRASS TRIMMER OR SIMILAR	1066	407	SJPTF01	1
TANK, PUT ON HAND TRUCK	388	81X	NSHTP01	38
TANK, REMOVE FROM HAND TRUCK	126	81X	NSHTRO1	38
TAP (OR DIE), CUT ONE THREAD	VARIABLE	U	STLTDXX	80
TAP, INSTALL IN INSERT, RADIAL DRILL PRESS	300	606	NSUTI01	85
TAP, INSTALL IN TAPPING ATTACHMENT, SENSITIVE DRILL PRESS	640	606	NSUTI02	86
TAPE (ADHESIVE), ATTACH TO DESIRED POSITION	VARIABLE	U	NSPTAXX	54
TAPE (MASKING), REMOVE	191	U	NSPTRC3	55
TAPE (PLASTIC), CUT PIECE FROM ROLL	VARIABLE	U	NSPTCXX	61
TAPE (STEEL), USE TO MEASURE FOR EQUIPMENT LOCATION	284	60X	NSMTU01	17
TAPE (STRIP-ADHESIVE), GET FROM PUSH BUTTON DISPENSER	77	920	NSPKTG01	29
TAPE (VEELOCK), INSTALL TO INSTRUMENT SEAM	VARIABLE	710	NSPTLXX	42
TAPE (VENETIAN BLIND), POSITION ON HEAD RAIL	236	739	NSHTP01	115
TAPE (VENETIAN BLIND), POSITION ON TILT RAIL	137	739	NSHTP02	115
TAPE (VENETIAN BLIND-FIRST SLAT), CUT	277	739	NTLTC01	116
TAPE, APPLY TO FIBER CAN	167	920	NSPKTF01	29
TAPE, APPLY TO WIRE SPLICE	443	92X	NSPTA01	44
TAPE, ATTACH TO PART AND WRITE IDENTIFICATION ON TAPE	640	U	SIDTA01	25
TAPE, CUT TO OPEN BOX, TAPE ON TWO SIDES AND MIDDLE OF BOX TOP	TABLE	U	TPKTCXX	74
TAPE, CUT WITH KNIFE TO OPEN PACKAGE, BOX, ETC.	VARIABLE	U	SPKTCXX	71
TAPE, GET FROM DISPENSER, 6 INCH LENGTH OF TAPE	65	U	NSPTG01	54
TAPE, REMOVE OLD CONTROL TAPE (IUM ACCTG MACHINE)	77	213	NSHTRO1	38
TAPE, REMOVE FROM OBJECT	97	U	NSHTRO2	58

DEFENSE WORK MEASUREMENT STANDARD TIME DATA
NOUN/VERB INDEX

OPERATION/ELEMENT DESCRIPTION	TMU VALUE	OCCUP- ATION	DNMSTDP ELEMENT	PAGE
TAPE, REMOVE FROM ROLL	167	U	MNPTRO1	55
TAPE, TEAR, PRINTING CALCULATOR	58	216	MCATTO1	47
TAPE, TEAR FROM LOOSE ROLL DISPENSER	VARIABLE	U	MNPTTX	55
TECHNICAL ORDER (OUT LINE/RFCAP), READ	VARIABLE	7XX	MROTRXX	11
TELEPHONE (DESK), DUST	126	381	MCLOTO1	9
TELEPHONE, CALL	VARIABLE	209	MOGYCXX	21
TELEPHONE, CONVERSATION, TIME	VARIABLE	209	BOGYCXX	19
TELEPHONE, DIAL, ONE DIGIT	34	209	BOGYDO1	19
TELEPHONE, IDENTIFICATION	VARIABLE	209	BOGYIXX	19
TELEPHONE, LISTEN FOR BUSY SIGNAL, DIAL TONE, OR PARTY ALREADY ON LINE	39	209	BOGYLO1	19
TELEPHONE, LISTEN FOR PARTY TO ANSWER RING	209	209	BOGYLO2	20
TEMPLATE (WOOD), REMOVE FROM TOP OF STOCK	198	665	MLOTPO1	117
TEMPLATE, TACK ON TOP OF STOCK FOR SHAPER	249	665	MENTTO1	115
TENSION (BRUSH SPRING), INSPECT AND TEST	122	721	MITTIO1	97
TENSION (HAND FEED), ADJUST, DO-ALL CONTOUR SAW	90	607	MENTA02	88
TENSION (SPRING), CHECK	VARIABLE	620	MITTCXX	99
TENSION (SPRING), TEST	91	620	SITTT01	98
TENSION, ADJUST ON SAW BLADE, DO-ALL CONTOUR SAW	245	607	MENTA01	88
TENSION, RELEASE ON OXY-ACETYLENE WELDING REGULATOR	119	81X	MJPTRO1	36
TERMINAL (AVIONIC CABLE), INSTALL TO CABLE ENDS	632	728	SNHTIO1	110
TERMINAL (BALL), INSPECT, AIRCRAFT CONTROL CABLE	1440	709	SITTTIO1	27
TERMINAL (ELECTRICAL/EYELET), CLEAN	994	72X	SCLTLO3	44
TERMINAL (FEED THROUGH TYPE), INSTALL	710	72X	SDATIO5	62
TERMINAL (POST), INSTALL	1817	72X	MTLTI04	73
TERMINAL, CLEAN FIRST OR SINGLE PIN/POST/EYELET WITH SOLDERING IRON AND VACUUM (SOLDER SUCKER)	VARIABLE	72X	SCLTCKX	44
TERMINAL, INSTALL	VARIABLE	72X	MTLTIXX	73
TERMINAL, MOUNT TO CHASSIS	289	U	MNMYHO1	113
TERMINAL AND LUG ASSEMBLY, INSTALL	1424	72X	MTLTI03	73
TERMINAL ASSEMBLY, REMOVE	VARIABLE	72X	MTLTRXX	73
TERMINAL LUG (RING TYPE), REPLACE OR STUD (WIRE ATTACHED)	873	72X	SMPLRO7	84
TERMINALS, LOAD IN MACHINE	1560	728	SJPTLO1	103
THREAD (DEPTH), MEASURE FOR ADJUSTMENT TO GAUGE	213	60X	MITTMO1	19
THREAD (EXTERNAL), CHASE	TABLE	70X	TTLYCXX	17
THREAD, ALIGN AT SEWING MACHINE FOOT	48	78X	SJPTA01	124

DEFENSE WORK MEASUREMENT STANDARD TIME DATA
NOUN/VERB INDEX

OPERATION/ELEMENT DESCRIPTION	TNU VALUE	OCCUPATION	DWNSTOP ELEMENT	PAGE
THREAD, CHANGE IN SEWING MACHINE	1118	78X	SBUTC01	125
THREAD, CUT IN CONDUIT	343	82X	COLTC01	46
THREAD, GAUGE WITH RING GAUGE	VARIABLE	60	BITYGXX	18
THYRATON CONTROLS (SPOT WELDING MACHINE), SET	120	813	NSUTS01	41
TIE (NEW), GET WITH YUAGS	117	910	BTLTG01	6
TIE (NEW), SLIDE UNDER RAIL	114	910	SOHTS01	3
TIE (OLD), MOVE ASIDE WITH TONGS	181	910	BTLTH01	6
TIE (RAILROAD), RAISE WITH PINCH BAR	VARIABLE	910	NTLTRXX	8
TIE (SPOT), REMOVE	187	82X	SNFTR01	44
TIE, ALIGN TO RAIL WITH TONGS	118	910	BTLAT01	4
TIE, DRAG UNDER RAIL	204	910	SOHTD01	3
TIE, LOOSEN WITH BAR	424	910	BTLTLO1	6
TIGHTENER (STRAPPING-MANUAL), REMOVE	129	920	NTLTR01	56
TILE, POSITION AND LEVEL TO ADJOINING TILE	417	861	SOHTP01	63
TIRE, CRISPER	27	U	BELT001	18
TIP (ELECTRODE), DETACH FROM SPOT WELDER	104	81X	NJPTD02	36
TIP (ELECTRODE), GRIND	VARIABLE	81X	SJPTGXX	37
TIP (ELECTRODE), INSTALL ON SPOT WELDER	121	81X	NJPTI01	36
TIP (ELECTRODE-GAS), REPLACE	636	811	NJPTR01	41
TIP (ELECTRODE-WELDER), DRESS	728	81X	NCLT001	34
TIP (OXY-ACETYLENE TORCH), CHANGE WITH WRENCH	669	81X	SJPTC01	36
TIP (TORCH), DETACH BY HAND	281	81X	NJPTD01	36
TIP, CLEAN WITH EMERY CLOTH WRAPPED AROUND FILE, SPOT WELDER	224	81X	NCLTC03	34
TIP, CLEAN WITH SANDPAPER, WELDING GUN	VARIABLE	81X	NCLTCXX	34
TIP, REMOVE AND REINSTALL ON ELECTRIC SOLDERING GUN	373	72X	NTLTR04	74
TONGS, PLACE ON TIE (RAILROAD)	91	910	BTLTP01	7
TONGS, RELEASE FROM TIE (RAILROAD)	76	910	BTLTR01	7
TOOL (AIRLOC), SET UP FOR INSTALLATION OR REMOVAL OF PIN IN AIRLOC STUD	1638	80X	SJPTS01	3
TOOL (AND HOLDER), SET FOR JOB CLEARANCE	166	604	NSUTS01	70
TOOL (BORING), ADJUST	824	605	MENTA01	72
TOOL (ELECTRIC POWER), DISCONNECT AND WIND CORD AROUND TOOL	240	U	NTPT001	105
TOOL (ELECTRIC POWER), UNWIND CORD AND CONNECT PLUG	216	U	NTPTU01	106
TOOL (PNEUMATIC SQUEEZE), SET UP AND ASIDE, FOR INSTALLATION OF PIN IN AIRLOC STUD	363	80X	SJPTS02	3

DEFENSE WORK MEASUREMENT STANDARD TIME DATA
NOUN/VERB INDEX

OPERATION/ELEMENT DESCRIPTION	TMU VALUE	OCCUPATION	DWNSHOP ELEMENT	PA
TOOL (REAMING), POSITION AND RETURN, TOLEDO 999 PIPE MACHINE OR SIMILAR	252	862	SENTP01	64
TOOL (S), CONNECT AND DISCONNECT TO/FROM PNEUMATIC SOURCE	VARIABLE	6XX	MTPCXX	11
TOOL (THREADING), INSTALL AND ADJUST IN A KOK TOOL BAR	4950	604	MSUT102	70
TOOL (THREADING), SET TO WORK WITH CENTER GAUGE	847	604	MSUST01	69
TOOL (TWO HANDLES), GET AND ASIDE	69	U	MTLTG01	91
TOOL, ALIGN TO BUSHING OR HOLE, RADIAL DRILL PRESS	461	606	MENTA01	83
TOOL, ASIDE TO ROADBED	162	910	BTLTA01	6
TOOL, CHANGE AND REPOSITION, TAILSTOCK	893	604	SENTC01	66
TOOL, CHANGE IN QUICK CHANGE CHUCK, JIG BORE	287	606	MENTC03	83
TOOL, CHANGE IN SLEEVE, JIG BORE	406	606	MENTC02	83
TOOL, CHANGE IN SPINDLE, JIG BORE	826	606	MENTC01	83
TOOL, CHANGE IN SQUARE TURRET	132	604	MSUTC01	70
TOOL, CLEAN AND LUBRICATE	339	60X	MCLCT01	12
TOOL, CONNECT TO AND DISCONNECT FROM EXTENSION CORD LYING ON FLOOR	578	86X	MTPYC01	59
TOOL, GET FROM AND RETURN TO TOOL DRAWER	VARIABLE	U	MJPTGXX	40
TOOL, INSERT AND REMOVE, AIR HAMMER	119	81X	MTPYI01	39
TOOL, INSTALL AND ADJUST IN A KOK QUICK CHANGE BAR	2942	604	MSUT101	70
TOOL, INSTALL IN AND REMOVE FROM JACOBS CHUCK	358	60X	MENTI01	15
TOOL, INSTALL IN AND REMOVE FROM TAPERED SLEEVE	429	60X	MENTI02	15
TOOL, INSTALL IN AND REMOVE FROM CHUCK OF PORTABLE DRILL MOTOR	486	U	STPTI01	106
TOOL, OBTAIN FROM CPEA TOOLBOX AND ASIDE TO TOTE BOX OR BENCH TOP	77	U	MTLT001	92
TOOL, OBTAIN FROM ROADBED	179	910	BTLTC01	7
TOOL, PLACE IN AND REMOVE FROM MAGIC CHUCK	VARIABLE	606	MENTPKX	84
TOOL, PLACE IN CHUCK AND TIGHTEN	190	U	MTPYP01	105
TOOL, PUT IN TOOL HOLDER	54	604	BENTP01	43
TOOL, REMOVE, FROM AND RETURN TO BELT KIT	132	U	MTLTR01	92
TOOL, REMOVE FROM CHUCK	120	U	MTPTR01	106
TOOL, START (DRILL OR SIMILAR WITH TRIGGER SWITCH)	22	U	MACTS01	4
TOOL, USE (ADDITIVE FOR INSTALLATION OR REMOVAL OF SELF LOCKING FASTENERS)	VARIABLE	U	BTLTUXX	86
TOOLBOX (MACHINIST), OPEN AND CLOSE	VARIABLE	U	MJPT0XX	40
TOOLBOX, OPEN AND CLOSE, STORAGE TYPE 2.5X5X1.5 FEET	195	U	MJPT003	40

DEFENSE WORK MEASUREMENT STANDARD TIME DATA
NOUN/VERB INDEX

OPERATION/ELEMENT DESCRIPTION	TMU VALUE	OCCUP- ATION	DWNS STOP ELEMENT	PAGE
TOOLBOX, OPEN AND CLOSE LID	70	U	NJPTC04	40
TOOLBOX, UNLOCK, OPEN, CLOSE, AND LOCK	188	U	NJPTC01	41
TOOL HOLDER, CHANGE IN QUICK CHANGE TOOL POST	387	604	MENTC01	47
TOOL HOLDER, INSTALL IN SINGLE TOOL POST	367	604	MENTI01	47
TOOLS, PREPARE FOR JO-BOLT INSTALLATION	922	607	NJPTP01	15
TOOTH (GEAR-END), FILE	VARIABLE	708	NLTTPXX	20
TORCH (ACETYLENE), LIGHT WITH FRICTION TYPE IGNITER	67	81X	NJPTL01	36
TORCH (OXY-ACETYLENE), LIGHT AND TURN OFF	349	81X	SJPTL01	37
TORCH (OXY-ACETYLENE-CUTTING), ADJUST FOR CUTTING REVEL	182	816	NJPTA01	42
TORCH (PORTABLE PROPANE), ASSEMBLE/DISASSEMBLE	VARIABLE	U	SJPTAXX	43
TORCH ARM (FLAME CUTTING MACHINE), POSITION FOR BURNING CIRCLES OR STRAIGHT LINES	103	816	NSUTP01	42
TRAILER (VAN OR STAKE), MOUNT/DISMOUNT	VARIABLE	904	NEVTNXX	1
TRAILER, HOOK/JUMHOOK TO TRACTOR	744	922	MENTH01	91
TRAILER, PREPARE AND SECURE FOR LOADING OR UN- LOADING (INCLUDES SET UP AND SECURE BUILDING AND MATERIAL HANDLING EQUIPMENT)	VARIABLE	929	KJPTPXX	208
TRAMMEL, SET TO SCALE	VARIABLE	609	NJPTSXX	32
TRAMMEL, USE TO SCRIBE 90-DEGREE ARC, ONE OPERATOR, 36-INCH RADIUS	328	609	NLTU01	33
TRANSFORMER, REPLACE	VARIABLE	72X	SDAT1XX	62
TRANSISTOR (THREE LEADS), TEST	VARIABLE	72X	SITTTXX	68
TRANSPORTER (ELECTRIC), OPERATE	TABLE	922	TEMT0XX	97
TRANSPORTER (HAND), PLACE IN OR REMOVE FROM VAN OR RUN-THRU WITH ELECTRIC FORKLIFT TRUCK	3988	922	SENTP01	103
TRANSPORTER (MANUAL), OPERATE FORKS	VARIABLE	929	MMT0XX	209
TRANSPORTER (MANUAL), OPERATE, RUN IN OR OUT	86	929	MMT003	209
TRANSPORTER (MANUAL), PUSH/PULL	VARIABLE	929	MMTPTXX	210
TRANSPORTER, PLACE IN CARRIER OR REMOVE FROM CARRIER	1780	922	MENTP01	91
TRAVERSE (TABLE), REVERSE BY HAND, CYLINDRICAL GRINDER	30	603	MENTR01	29
TRAVERSE (TABLE), START AND STOP, CYLINDRICAL GRINDER	69	603	MENTS01	30
TRAY (PLASTIC), PLACE ON CONVEYER LINE	132	929	NMHTP01	215
TRAY (TOTE), HANDLE AND STOP	287	929	NMHTH01	215
TRAYS, HANDLE, (IDP ACCTG MACHINE) UNLOCK TRAY FASTENER	60	213	NMHTH01	37
TRAYS, HANDLE, (IDP ACCTG MACHINE) - LOCK TRAY FASTENER	87	213	NMHTH02	37

DEFENSE WORK MEASUREMENT STANDARD TIME DATA
NOUN/VERB INDEX

OPERATION/ELEMENT DESCRIPTION	TMU VALUE	OCCUP- ATION	OWNSTOP ELEMENT	PAGE
TRAYS,HANDLE.(IBM ACCTG MACHINE) REMOVE TRAY	83	213	NDMTH03	38
TRAYS,HANDLE.(IBM ACCTG MACHINE) PUT TRAY DOWN	30	213	NDMTH04	38
TRAYS,HANDLE.(IBM ACCTG MACHINE)-PICK UP TRAY	31	213	NDMTH05	38
TRAYS,HANDLE.(IBM ACCTG MACHINE)-PLACE TRAY IN FILE DRAWER	85	213	NDMTH06	38
TRFE(CLOTHES),WIPE WITH DUST CLOTH	430	381	NCLTF01	13
TRIP(TABLE),SFT,CYLINDRICAL GRINDER	VARIABLE	603	MSUTSXX	41
TRIP,REGULATE FOR AUTOMATIC DIAMOND RISE, INTERNAL GRINDER	103	603	MSUTR01	40
TRIPUD(WITH VISE),SLT UP TO USE OR TAKE DOWN AFTER USE,EFFPCTIVE NET WEIGHT TO 30 POUNDS	VARIABLE	U	NVST3XX	107
TROUSERS,FOLD	171	782	MPKTF01	131
TROUSERS,FOLD	363	782	SPKTF01	131
TROUSERS,PLACE FLAT ON TABLE FOR FOLDING	162	782	MPKTF01	131
TROWEL,FILL WITH MORTAR	132	861	NLTF01	64
TRUCK(FLATBED),LOAD WITH CRANE	VARIABLE	921	JSHTLX1	87
TRUCK(FLATBED),LOAD WITH CRANE TRUCK,WAREHOUSE	VARIABLE	921	JSHTLX3	88
TRUCK(FLATBED),UNLOAD WHEELED VEHICLE-TOW OFF	VARIABLE	922	JRCTUX1	141
TRUCK(FLATBED),UNLOAD WITH WAREHOUSE TRUCK CRANE	VARIABLE	921	JRCTUX1	79
TRUCK(FLATBED),UNLOAD WITH YARD CRANE	VARIABLE	921	JRCTUX2	80
TRUCK(FLATBED-MIXED),LOAD WITH TWO FORKLIFTS	VARIABLE	922	JSHTLX3	165
TRUCK(FLATBED-MIXED),UNLOAD-TWO FORKLIFTS	VARIABLE	922	JRCTUX6	144
TRUCK(FLATBED-MIXED OR SOLID),LOAD-TOW ON	VARIABLE	922	JSHTLX5	167
TRUCK(FLATBED-SOLID),LOAD WITH TWO FORKLIFTS	VARIABLE	922	JSHTLX1	163
TRUCK(FLATBED-SOLID),UNLOAD-TWO FORKLIFTS	VARIABLE	922	JRCTUX5	143
TRUCK(HAND),MOVE	TABLE	929	TMHTNXX	211
TRUCK(HAND),PLACE IN OR GET OUT OF CREW TRUCK	293	929	NMHTG05	209
TRUCK(HAND-2 WHEEL),LOAD AND UNLOAD	VARIABLE	929	NMHTLXX	209
TRUCK(MOP),OBTAIN OR RETURN TRUCK TO/FROM CLOSET	357	381	SJPT001	14
TRUCK(MOP),RETURN TO JANITOR'S CLOSET	344	381	NDMTR01	15
TRUCK(NON POWERED),GET AND ASIDE	VARIABLE	929	NMHTGXX	208

OFFENSE WORK MEASUREMENT STANDARD TIME DATA
NOUN/VERB INDEX

OPERATION/ELEMENT DESCRIPTION	TMU VALUF	OCCUP- ATION	DWNSTOP ELEMENT	PAGE
TRUCK (PICKUP). BOARD AND DISMOUNT BACK END	701	U	MBMTB01	7
TRUCK (VAN/TRAILER). LOAD AT CENTRAL SHIPPING	VARIABLE	922	JSHTLX4	166
TRUCK (VAN/TRAILER). LOAD PALLETIZED/UNITIZED AMMUNITION/COMPONENTS AT IGLOO	VARIABLE	922	JSHTLX6	168
TRUCK (VAN/TRAILER). LOAD PALLETIZED OR UNITIZED MATERIAL AT ABOVE GROUND MAGAZINE WITHOUT PLATFORM	VARIABLE	922	JSHTLX7	169
TRUCK (VAN/TRAILER). UNLOAD WITH GRAVITY CONVEYOR, FORKLIFT AND PALLET	VARIABLE	929	JRCTUX2	222
TRUCK (VAN/TRAILER). UNLOAD WITH FORKLIFT TRUCK	VARIABLE	922	JRCTUX4	142
TRUCK (VAN/TRAILER) PREPARE FOR LOADING AMMUNI- TION AT ABOVE GROUND MAGAZINE W/O PLATFORM	CON/VAR	929	KJPTPX2	206
TRUCK (VAN/TRAILER-SOLID). LOAD WITH FORKLIFT	VARIABLE	922	JSHTLX2	164
TRUCK (VAN TRUCK/TRAILER). PREPARE FOR LOADING AMMUNITION AT IGLOO	CON/VAR	929	KJPTPX1	206
TRUCK/TRAILER. OFFLOAD AT TERMINAL. MOVE CARGO TO TEMPORARY HOLD AREA	CON/VAR	922	KRCTOX1	129
TRUCK. MOUNT AND DISMOUNT	521	U	NEVTM01	19
TRUCK. START AND STOP	398	U	NEVTS01	19
TUBE (BOURDON). REMOVE AND REPLACE	1882	710	SDATR01	34
TUBE (CATHODE RAY). REMOVE AND INSTALL	4749	72X	SDATR07	63
TUBE (CATHODE RAY). REPLACE	18580	72X	SDATR06	63
TUBE (ELECTRON). REPLACE	249	72X	SDATR04	62
TUBE (ELECTRON). TEST	4740	72X	SITTT03	68
TUBE (ELECTRON-PLUG IN TYPE). REPLACE	VARIABLE	72X	SDARTXX	60
TUBE (ELECTRON-SOLDERED LEADS). REPLACE	VARIABLE	72X	SDATRXK	62
TUBE (ELECTRONIC). REPLACE	19769	72X	SDATR03	62
TUBE (EVACUATION-LARGE GYRO MOTOR). UNSEAL	969	710	SDATU01	38
TUBE (FLUORESCENT). PLACE INTO AND REMOVE FROM CARTON	184	389	MOHTP01	16
TUBE (FLUORESCENT). REMOVE AND INSTALL	188	389	MOHTR01	16
TUBE (KLYSTRON-TYPE OKB47). REPLACE	3550	72X	SDATR05	63
TUBE (POTTING). INSERT IN. REMOVE FROM GUN. CLEAN	8926	728	SJPTI01	103
TUBE. INSTALL IN FLANGED QUICK COUPLER-VEECO TYPE	276	6XX	HTPTI01	7
TUBE. REMOVE FROM FLANGED QUICK COUPLER-VEECO TYPE	223	6XX	HTPTR01	7
TUBING (ELECTRICAL METALLIC). BEND WITH MANUAL BENDER	VARIABLE	82X	STLTBXX	47

DEFENSE WORK MEASUREMENT STANDARD TIME DATA
NOUN/VERB INDEX

OPERATION/ELEMENT DESCRIPTION	TMU VALUE	OCCUP- ATION	DWNSTOP ELEMENT	PAGE
TUBING(SHRINK),GET,CUT AND INSTALL	3096	72X	SWHTI03	88
TUBING(SHRINKABLE),REMOVE	VARIABLE	72X	STLTXXX	74
TUBING(VINYL),PREPARE AND INSTALL ON LEADS/ STUD	VARIABLE	72X	SWHTPXX	88
TUBING(VINYL),PREPARE FOR INSTALLATION	513	72X	SJPTP01	70
TUBING,ASSEMBLE TO THREADED FITTINGS(BOTH ENDS OF TUBING)	270	862	MTFTA01	67
TUBING,BEND TO MATCH FITTING	167	862	MOHTB01	66
TUBING,BEND WITH TUBING BENDER	VARIABLE	862	MTLTBXX	68
TUBING,CUT OFF WITH HAND CUTTER	VARIABLE	862	MTLTCXX	68
TUBING,CUT WITH HAND HELD TUBE CUTTER,COPPER OR ALUMINUM TUBING 1/4-1/2 INCH DIAMETER	690	U	MTLTC01	91
TUBING,CUT WITH TUBING CUTTER	1285	62X	MTLTC01	98
TUBING,FLARE END	1284	862	STLYF01	69
TUBING,REAM END WITH HAND REAMER	450	862	STLTR01	69
TUBING,UNROLL FROM COIL	430	862	MOHTU01	67
TURNLOCK,PASTEN OR UNPASTEN(OZUS,CAMLOCK,ETC.)	VARIABLE	U	MNFTFXX	54
TURN WRIST,SHIFT GRASP AND TURN,WITH OR WITHOUT PRESSURE	VARIABLE	U	BELTSXX	18
TURN WRIST,TURN ONLY,WITH OR WITHOUT PRESSURE	VARIABLE	U	BELTWXX	18
TURRET(SQUARE),INDEX,ONE STATION,ENGINE LATHE	142	604	MEMIT01	44
TURRET(SQUARE),REMOVE AND REPLACE	VARIABLE	604	MSUTRXX	70
TURRET SADDLE,MOVE,TURRET LATHE	VARIABLE	604	MFMNTXX	45
TYPE MASTER(PANTOGRAPH MACHINE),INSERT AND RE- MOVE	67	704	SSUTI01	19
TYPEWRITER,MOVE,FROM DESK SIDE W/LL	349	203	MTYTM01	4
TYPEWRITER,MOVE,INTO STORAGE IN SIDE DESK WELL	459	203	MTYTM02	4
TYPING,CONTINUOUS,DASH/UNDERLINE/ANY KEY, ELECTRIC TYPEWRITER	VARIABLE	203	BTYTCXX	1
TYPING,CONTINUOUS,DEPRESS KEY & HOLD FOR 1 INCH OF TYPE,WITH FINAL POSITIONING BY 3 REPRATED DEPRESSIONS	VARIABLE	203	MTYTCXX	4
UNIT(MOTOR/GENERATOR),ASSEMBLE	11870	721	SDAUA01	97
UNIT(SELF-PROPELLING),ENGAGE AND DISPNAGE, CONCRETE SAW	342	844	MTPUE01	55
UNIT(TRUING),MOVE FORWARD,INTERNAL GRINDER	95	603	MSUUM01	41
UNIT(TRUING),SET FOR AUTOMATIC DIAMOND RISE, INTRNAL GRINDER	116	603	MSUUS01	41
UNIT,CHECK BALANCE,GISHOLT MODEL 9 34V9107,S, UJP AND SFAR 40002	6130	710	SITUC01	42
UNIT,CHECK BALANCE,MICRO-NAMIC MOOPL EV-2	4160	710	SITUC02	42
URN(SAND),CLEAN WITH 7 1/4 INCH STRAINER SCOOP	212	391	SCLUCC1	17

DEFENSE WORK MEASUREMENT STANDARD TIME DATA
NOUN/VERB INDEX

OPERATION/ELEMENT DESCRIPTION	TNU VALUE	OCCUP- ATION	DWNSOP ELEMENT	PAGE
VALVE(ACETYLENE AND OXYGEN).TURN OFF	69	81X	MACVT01	33
VALVE(BLEEDER).TEST.AMERICAN BOSCH.PSB-6A FUEL INJECTION PUMP	4765	620	SITVT03	106
VALVE(BLEEDER).TEST.AMERICAN BOSCH.PSB-12BT FUEL INJECTION PUMP	725	620	SITVT04	106
VALVE(DELIVERY).TEST.AMERICAN BOSCH PSB-6A FUEL INJECTION PUMP	6493	620	SITVT01	106
VALVE(DELIVERY).TEST.AMERICAN BOSCH PSB-12BT. FUEL INJECTION PUMP(TWO HEADS)	9134	620	SITVT02	106
VALVE(BYPASSING).CALIBRATE.SIMMONDR FUEL INJECTION PUMP	11990	620	SITVC01	105
VALVE(OXY-ACETYLENE CYLINDER).TURN OFF	321	81X	MJPVT01	36
VALVE(STEM TYPE).OPEN OR CLOSE WITH ONE HAND	VARIABLE	U	BACV5XX	2
VALVE.OPEN AND CLOSE	VARIABLE	U	MACVCXX	4
VALVE.OPEN OR CLOSE	VARIABLE	U	MACVOXX	4
VALVE.OPEN OR CLOSE	36	U	MACV003	4
VALVE.PETCOCK.OPEN OR CLOSE	22	U	BACVP01	2
VALVES(FLOWPIPE OXYGEN AND ACETYLENE).OPEN AND CLOSE	VARIABLE	811	MACVOXX	40
VARI-DRIVE.SET UP.ATTACH SPLINE AND ADAPTER SPLINE TO SHAFT	3028	7XX	SSUVS01	12
VARI-DRIVE.SET UP.ATTACH AND REMOVE ADAPTER	10180	7XX	SSUVS03	12
VARI-DRIVE.SET UP.ATTACH AND REMOVE COMPONENT TO/FROM VARI-DRIVE HEAD	14850	7XX	SSUVS04	12
VARI-DRIVE.SET UP.REMOVE ADAPTER SPLINE AND SPLINE FROM SHAFT	1476	7XX	SSUVS02	12
VEHICLE(LIGHT).SECURE TO CARRIER	VARIABLE	929	SSHVSXX	224
VEHICLE(PIGGY-RACK).UNLOAD	VARIABLE	921	JRCVUX1	81
VEHICLE(PIGGY RACK).PREPARE AND UNLOAD	CON/VAR	921	KRCCUX3	75
VEHICLE(RECEIVED).MOVE TO STORAGE	CON/VAR	922	KRCVMX1	130
VEHICLE.TRAVEL	VARIABLE	U	BEVVTXX	19
VEHICLE.TRAVEL TIMES(DRIVE MOVFR)(WHEEL)	VARIABLE	922	MEHVTXX	92
VENNIER.REMOVE AND REPLACE IN CASE	177	60X	MJPVR01	21
VENNIER.TURN.KNOB	26	213	MONVT01	38
VERTICAL CHANGE	VARIABLE	U	BBMVCXX	7
VICE(WRENCH).OPEN AND CLOSE(1/4 INCH)	291	U	MVSV001	107
VICE(CAM TYPE).TIGHTEN AND LOOSEN	127	60X	MEHVT01	15
VICE(PIPE).OPEN OR CLOSE AND TIGHTEN	266	862	MVSV001	69
VICE(QUICK ACTING).LOOSEN OR TIGHTEN	VARIABLE	U	MVSGAXX	107
VICE(SMALL).SET UP FOR USE	4570	606	SSUVS01	87

DEFENSE WORK MEASUREMENT STANDARD TIME DATA
NOUN/VERB INDEX

OPERATION/ELEMENT DESCRIPTION	TMU VALUE	OCCUPATION	DWNSTOP ELEMENT	PAGE
WISE(SPECIAL CYLINDER), OPEN OR CLOSE	76	549	MVSV001	17
WISE, CLOSE AND OPEN	480	603	MVSV001	43
WISE, LOOSEN AND TIGHTEN	VARIABLE	60X	MEMVLXX	15
WISE, ROTATE	230	60X	MSUVR01	23
WISE, ROTATE	VARIABLE	U	MVSRVXX	107
WISE, SWIVEL TO DESIRED WORK POSITION	135	72X	MJPVS01	6
WISE, TIGHTEN AND LOOSEN WITH WRENCH	173	U	MVSVT01	107
WISE, TIGHTEN OR LOOSEN BY HAND		U	MVSTLXX	107
WISE, TIGHTEN OR LOOSEN ON STOCK, POWER HACKSAW	241	607	MEMVT01	89
WISE, TIGHTEN OR LOOSEN ON STOCK, POWER HACKSAW	101	607	MEMVT02	89
VOID, FILL	987	754	SSPVF01	122
VOLTAGE (NULL SYNCHRO), CHECK	3470	72X	SITVC03	69
VOLTAGE (STANDING WAVE RATIO), CHECK	VARIABLE	72X	MITVCXX	64
VOLTAGE/RESISTANCE, CHECK	VARIABLE	72X	SITVCXX	68
VOLTAGE/RESISTANCE, CHECK	5050	72X	SITVC04	69
VOLTAGE, TEST	VARIABLE	72X	SITVTXX	69
WAFER, REPLACE ON WAFER SWITCH	VARIABLE	72X	SDAWPXX	63
WALK, OBSTRUCTED, PER PACE	17	U	BBHW001	7
WALK, UNOBSTRUCTED	VARIABLE	U	BBHW0XX	7
WASHER (LOCK TAB), BEND TABS WITH SCREWDRIVER	VARIABLE	62X	MNFWRXX	97
WASHER (RETAINING), TAKE OFF AND INSTALL	107	603	MSUBT01	42
WASHER (SOLID), INSTALL ON CAMLOC STUD ASSEMBLY	274	607	SNFWT02	25
WASHER (SPLIT), INSTALL ON CAMLOC STUD ASSEMBLY	326	607	SNFWI01	24
WASHER (SPLIT), REMOVE FROM CAMLOC STUD, PER WASHER	140	607	SNFWR01	25
WASHER (TAB LOCK), STRAIGHTEN OR LOCK	VARIABLE	6XX	MNFW5XX	5
WASHER, ALIGN TO NUT BEFORE STARTING TO POSITION ON BOLT/SCREW	24	U	BTFWA01	80
WASHER, PLACE IN ALIGNMENT WITH NUT PRIOR TO STARTING NUT ON THREADS	62	U	MTFWP02	82
WASHER, PLACE ON BOLT OR SCREW	73	U	MTFWP01	82
WASHER, PLACE ON SCREW OR BOLT	VARIABLE	U	BTFWPXX	80
WATER, BRUSH ON SHOE SOLE	670	365	MPAWB01	2
WATER, EMPTY FROM MOP TRUCK	392	381	MJPWE01	14
WAVEGUIDE (SECTION), REPLACE	VARIABLE	726	SDAWRXX	100
WEBBING, STRETCH INTO POSITION	209	780	MDAWS01	125
WEDGE, INSTALL TO HOLD DOOR FRAME IN PLACE	251	86X	SNFWT01	97

DEFENSE WORK MEASUREMENT STANDARD TIME DATA
NOUN/VERB INDEX

OPERATION/ELEMENT DESCRIPTION	TMU VALUE	OCCUPATION	DWMSTOP ELEMENT	PAGE
WFOGP, INSTALL TO RAISE AND LEVEL DOOR FRAME	489	86X	SNFUI02	57
WFLGHT(FEED BALANCE), ADJUST, OO-ALL CONTOUR SAW	339	607	NSUBA01	91
WEIGHT(SPEED), ATTACH OR DETACH TO/FROM LAWNMOWER	104	639	NOHWA01	112
WEIGHT FACTOR, FIRST AND ADDITIONAL	TABLE	U	TELWPKX	19
WFLD(INFRY GAS-ARC), MAKE	VARIABLE	810	SNFWKX	40
WFLD(SPOT), ACCOMPLISH	VARIABLE	81X	SNFWKX	37
WFLD, ACCOMPLISH, ARC WELD, PER INCH	VARIABLE	810	MNPWAKX	40
WELDR(SPOT), PREPARE(ADJUST HEAT)	8206	81X	MJPWP01	36
WHEEL(FLAME CUTTING MACHINE), REMOVE	185	816	NSUWR01	42
WHEEL(GRINDING), ADJUST FEED FOR LAWNMOWER	VARIABLE	639	MEMWAKX	112
WHEEL(GRINDING), CROSSFEED TO AND FROM WORK, CYLINDRICAL GRINDER	VARIABLE	603	MEMWCKX	30
WHEEL(GRINDING), FEED TO OR FROM WORK, RAPID CROSS FEED WITH HANDWHEEL, CYLINDRICAL GRINDER	482	603	NSUWF01	41
WHEEL(GRINDING), FEED TO OR FROM WORK, FINE CROSS FEED WITH HANDWHEEL, CYLINDRICAL GRINDER	218	603	NSUWF02	41
WHEEL(GRINDING), GET NEW WHEEL FROM RACK AND PLACE USED WHEEL IN RACK	VARIABLE	603	NSUWGXX	41
WHEEL(GRINDING), INSTALL TO PDT CHUCK, BLANCHARD ROTARY GRINDER	177	603	NSUWI01	42
WHEEL(GRINDING), REMOVE AND INSTALL, INTERNAL GRINDER	248	603	MEMWR01	30
WHEEL(GRINDING), REMOVE AND REPLACE, LARGE WHEEL	328	603	NSUWR01	42
WHEEL(GRINDING), REMOVE AND REPLACE, SMALL WHEEL	125	603	NSUWR02	42
WHEEL(GRINDING), REMOVE AND REPLACE, CYLINDRICAL GRINDER	1382	603	NSUWR03	42
WHEEL(GRINDING), REMOVE AND REPLACE ON FLANGE	3805	609	SSUWR01	93
WHEEL(GRINDING), REMOVE FROM MACHINE TABLE AND PLACE ASIDE	152	603	NOHWR01	34
WHEEL(INTERNAL), DRESS	2488	603	NSUWD01	41
WHEEL(NPW), DRESS, TRUP UP AND OR SHAPE	4761	603	NSUWD02	41
WHEEL, CHUCK, AND HEAD FEED, START AND STOP, BLANCHARD ROTARY GRINDER	100	603	NSUWS01	42
WHEEL, JOG OR BUMP FOR FINAL SETTING	18	U	BACWJ01	2
WHEEL, MOVE RIM	TABLE	U	TACWNXX	8
WHEEL, POSITION TO SET DIAL OR POINTER	VARIABLE	U	BACWPXX	2
WHEEL, SHIFT GRASP AND TURN 1/3 REVOLUTION	TABLE	U	TACWSXX	6
WHEEL, TIGHTEN OR LOOSEN TO ADJUST REAR GUIDE CLAMPS, HEAVY DUTY PIPE MACHINE	418	862	NSUNT01	67
WHEELBARROW, PICK UP HANDLES AND PUT DOWN	160	U	BHWUP01	47
WHEELHEAD, MOUNT AND REMOVE, INTERNAL GRINDER	397	603	NSUNW01	39

DEFENSE WORK MEASUREMENT STANDARD TIME DATA
NOUN/VERB INDEX

OPERATION/ELEMENT DESCRIPTION	TWU VALUE	OCCUP- ATION	DWHS STOP ELEMENT	PAGE
WHEELS(BUFFER),REWAX	185	368	NJPR01	1
WHEELS,(SEMI-TRAILER,DOLLY),POSITION	VARIABLE	904	NJDPXX	1
WINCH,ARRANGE FOR LOADING/OFFLOADING VIA CARGO RAMP(U OR W CODED)	31590	921	SMWA01	73
WIRE(AVIONIC CABLE),CODE	VARIABLE	728	SMWCKX	110
WIRE(BUS),INSTALL TO TWO TERMINALS	VARIABLE	72X	SMWIXX	89
WIRE(LUGGED),PAINT	179	72X	NPAW001	72
WIRE(OR SOLDER),UNROLL FROM SPOOL,SIX INCH LENGTH	35	U	NMHW01	114
WIRE(S),FEED THROUGH CONDUIT	VARIABLE	728	NMHWXX	105
WIRE(SAFETY),CUT OFF EXCESS AND BEND END OVER, TWISTED SINGLE STRAND TO .0625 INCH DIAMETER	94	U	NMFW01	55
WIRE(SAFETY),INSERT THROUGH HOLE	VARIABLE	U	NMFWXX	55
WIRE(SAFETY),INSTALL,TWO-STRAND TWISTED BETWEEN UNOBSTRUCTED ANCHORS,WIRE TO .0625 INCH DIAMETER	TABLE	U	TNFWXX	60
WIRE(SAFETY),INSTALL USING SAFETY WIRE TWISTING PLIERS	VARIABLE	U	NMFWXX	56
WIRE(SAFETY),REMOVE,DOUBLE STRAND,TWISTED, FIRST STATION	270	U	NMFW02	56
WIRE(SAFETY),REMOVE,DOUBLE STRAND,TWISTED ADDITIONAL STATION UP TO 6 INCHES APART	225	U	NMFW03	56
WIRE(SAFETY),REMOVE FROM FIRST STATION,SINGLE STRAND	184	U	NMFW01	56
WIRE(SAFETY),SECURE TO ANCHOR STATION WITH ONE TWIST BY HAND	VARIABLE	U	NMFWXX	56
WIRE(SAFETY),TWIST BETWEEN ANCHORS WITH SAFETY WIRE PLIERS,WIRE TO .0625 INCH DIAMETER	VARIABLE	U	NMFWXX	57
WIRE(SAFETY-CONTINUOUS),INSTALL	VARIABLE	U	SNFWXX	61
WIRE(SAFETY-CONTINUOUS),REMOVE	VARIABLE	U	SNFWXX	61
WIRE(STRANDED),REMOVE FROM PLUG PIN(UNSOLDER)	429	72X	NMHW03	77
WIRE/ROPE,SEAL ENDS	119	929	NOPR01	171
WIRE/WIRE BUNDLE,ROUTE IN AIRCRAFT	1596	825	SMWR01	53
WIRE,ALIGN FOR FORMING IN ELECTRICAL BOX	70	82X	NMWA01	44
WIRE,ATTACH LOOP TO TERMINAL	70	72X	NMWA01	77
WIRE,ATTACH TERMINAL AND CONNECT TO POST (SHIELDED WIRE)	VARIABLE	72X	SMWAXX	89
WIRE,ATTACH TO HOOK,SINGLE STRAND WIRE	167	U	NJPA01	41
WIRE,ATTACH TO LARGE PART	83	U	NJPWA03	41
WIRE,ATTACH TO PART	110	U	NJPWA02	41
WIRE,BEND TO FORM LOOP USING PLIERS	46	U	SMW003	110
WIRE,BEND UP TO 120 DEGREES WITH HANDS	19	U	SMWR04	110

DEFENSE WORK MEASUREMENT STANDARD TIME DATA
NOUN/VERB INDEX

OPERATION/ELEMENT DESCRIPTION	TMU VALUE	OCCUP- ATION	DUNSTDP ELEMENT	PAGE
WIRE.BEND WITH PLIERS	VARIABLE	U	BWHBXX	109
WIRE.BEND 90 DEGREES FOR FORMING IN ELECTRICAL BOX	VARIABLE	82X	NOHWBXX	45
WIRE.CONNECT TO PIN WITH SOLDER	VARIABLE	72X	SWHBCXX	89
WIRE.CUT AND REMOVE	666	929	MTLWC01	224
WIRE.CUT WITH DIAGONAL PLIERS	96	U	MTLWC01	92
WIRE.DISCONNECT FROM FISHTAPE AFTER PULLING	192	82X	MTLW001	46
WIRE.DRESS INTO AN INSIDE CORNER	99	U	BWHW001	110
WIRE.EXAMINE VISUALLY.SAFETY.TWISTED	VARIABLE	U	BITWEXX	29
WIRE.INSERT THROUGH CLIP IN RACEWAY	50	824	NUMW101	52
WIRE.INSTALL AND SOLDER LEAD END INTO PIN TERMINAL ON PLUG/RECEPTACLE	804	72X	SWHW103	89
WIRE.LOCATE AND SEPARATE FROM BUNDLE	390	72R	SWHWL01	110
WIRE.MEASURE AND CUT	VARIABLE	72B	SWHWNXX	110
WIRE.MEASURE FOR GAGE	185	U	NITW001	32
WIRE.OBTAIN FROM ROLL AND STRAIGHTEN END	VARIABLE	U	MNFWOXX	56
WIRE.PREPARE AND INSTALL	TABLE	72X	SWHWPXX	90
WIRE.PLACE THROUGH HOLE IN OBJECT	41	U	NOHWPO1	66
WIRE.REMOVE/INSTALL TO/FROM CONNECTOR	TABLE	72X	SWHWXX	83
WIRE.REMOVE FROM VARIOUS TERMINALS.NORMAL AND RESTRICTED ACCESS	TABLE	72X	TWHWRXX	78
WIRE.REMOVE UNSOLDERED OR CUT STRANDED WIRE FROM SET/UNIT	VARIABLE	72X	NUMWRXX	77
WIRE.REPLACE	VARIABLE	72X	SWHWXX	90
WIRE.ROUTE FROM ONE TERMINAL TO HARNESS AND FROM HARNESS TO THE OTHER TERMINAL	983	72X	SWHW05	87
WIRE.ROUTE IN CHANNEL OR AGAINST FRAME	20	U	BWHWR01	110
WIRE.ROUTE PAST POST,PIN OR OBSTRUCTION	VARIABLE	U	BWHWRXX	109
WIRE.ROUTE SIX INCHES ALONG HARNESS	723	72X	SWHW06	87
WIRE.ROUTE THROUGH GROMMET OR HOLE	137	72X	SWHW07	87
WIRE.ROUTE THROUGH OBSTRUCTION	VARIABLE	72X	SWHWXX	87
WIRE.ROUTE THROUGH WIRES	VARIABLE	U	NUMWRXX	113
WIRE.SOLDER OR UNSOLDER.FROM/TO VARIOUS POINTS	TABLE	72X	SWHWXX	91
WIRE.SOLDER TO TERMINAL-PROCESS TIME ONLY	VARIABLE	72X	WPTSTXX	72
WIRE.SPlice(SOLDERLESS)	633	72X	SWHWS04	91
WIRE.SPlice(WITH SOLDER)	1031	72X	SWHWS03	91
WIRE.STRAIGHTEN BY HAND	VARIABLE	U	BWHWSXX	110
WIRE.STRAIGHTEN WITH PLIERS	VARIABLE	U	BWHWSXX	109
WIRE.STRIP END	VARIABLE	U	NUMWSXX	113

DEFENSE WORK MEASUREMENT STANDARD TIME DATA
NOUN/VERB INDEX

OPERATION/ELEMENT DESCRIPTION	TMU VALUE	OCCUPATION	DWNSTOP ELEMENT	PAGE
WIRE, TIN LEAD END	76	U	MMHWT01	113
WIRE, TWIST ON TERMINAL	187	72X	MMHWT05	77
WIRE, TWIST STRAND OF LEAD	32	U	SMHWT03	111
WIRE ROUND BOX, OPEN	VARIABLE	920	MPKWOXX	29
WIRE BUNDLE, CLAMP TO BULKHEAD	1274	825	SCFWC01	53
WIRE BUNDLE, COIL AND TIE	VARIABLE	82X	SNFWCXX	44
WIRE BUNDLE, TAPE AND TIE	1838	82X	SNFWT01	44
WIRE BUNDLE, TIE TO TOMBSTONE	1206	825	SMHWT01	53
WIRES (STRANDED), TWIST TOGETHER IN PAIRS	VARIABLE	72X	MMHWTXX	77
WIRES-UNTWIST AFTER ROUTE THRU OPENING	84	U	SMHWU01	111
WIRES, SPLICE (NON-SHIELDED WIRE)	VARIABLE	72X	SMHWSXX	90
WIRES, SPLICE (SHIELDED WIRE)	VARIABLE	72X	SMHSWXX	88
WIRES, TWIST TO ROUTE THRU OPENING	VARIABLE	U	SMHWTXX	111
WOOD, LOAD IN AND UNLOAD FROM VISE	VARIABLE	66X	MVSWLXX	113
WOOD BOX, PACK OFF LINE	VARIABLE	920	JPKBPX3	51
WORD (SEQUENCE), READ, PER WORD	5	U	BROWS01	76
WORD, READ, INDIVIDUAL WORD, ALPHA NUMERIC, OR NUMBER TO TRANSPOSE	7	U	BROWIC1	76
WORDS, WRITE OR PRINT, SEQUENCE OF FIVE WORDS	VARIABLE	U	MURRWXX	115
WORK, PREPARE TO RUN ON JOINTER	67	669	MEWNP01	117
WORKHEAD, MOVE 12 INCHES ON TABLE, CYLINDRICAL GRINDER	497	603	MSUWH01	42
WORKSITE, PREPARE (SET UP AND SECURE BOXCAR, BUILDING AND MATERIAL HANDLING EQUIPMENT)	VARIABLE	929	KJBPXK	207
WRAP OR CUSHIONING, CUT AT TABLE	264	920	MTLWC01	56
WRAPPING (PAPER), REMOVE FROM COIL OF WIRE	1611	82X	MMHWR01	45
WRAPPING (PAPER), REMOVE FROM 100-POUND BUNDLE OF ASPHALT	200	853	SMHWR01	55
WRENCH (HEX NUT DRIVER), POSITION TO NUT, REMOVE	31	U	MTLWP01	92
WRENCH (IMPACT), POSITION TO BOLT OR NUT	94	U	BTPWP01	104
WRENCH (LARGE), POSITION TO NUT OR BOLT	166	6XX	MTLWP01	10
WRENCH (SPANNER), POSITION TO NUT AND REMOVE AFTER USE	39	U	STLWP01	87
WRENCH (STRAP), USE (ATTACH TO OBJECT)	VARIABLE	U	STLWUXK	88
WRENCH (STRAP), USE (FINAL TIGHTEN OR INITIAL LOOSEN)	32	U	STLWU04	88
WRENCH (STRAP), USE, (MAKE ONE QUARTER TURN)	75	U	STLWU05	88
WRENCH (STRAP), USE, (REMOVE FROM OBJECT)	39	U	STLWU06	88
WRENCH (TORQUE), ADJUST INDICATOR	397	U	MTLWA01	92

DEFENSE WORK MEASUREMENT STANDARD TIME DATA
NOUN/VERB INDEX

OPERATION/ELEMENT DESCRIPTION	TMU VALUE	OCCUPATION	DWHSTOP ELEMENT	PAGE
WRENCH(TORQUE).SET AND TEST TORQUE	3503	701	SIT#501	17
WRENCH,ADJUST,LARGE OPEN END	179	6XX	BTLWA01	7
WRENCH,ADJUST,MONKEY OR CRESCENT	77	U	BTLWA01	87
WRENCH,MOVE TO NUT	44	910	BTLWA01	7
WRENCH,PLACE ON AND REMOVE FROM DRAW BAR LOCK NUT	68	605	BSUMP01	75
WRENCH,PLACE ON AND REMOVE FROM NUT OF THURSTON CHUCK	109	605	BSUMP02	75
WRENCH,PLACE ON AND REMOVE FROM ARBOR NUT	123	605	BSUMP03	76
WRENCH, TORQUE, USE	VARIABLE	U	BTLWTXX	88
WRENCH,TURN PART(POWER WRENCH,PRFE RUNNING)	VARIABLE	U	BTPWTXX	104
WRENCH,USE,BOX END,OPEN END,ALLEN WRENCH OR SIMILAR	TABLC	U	TTLWBXX	99
X/OVERPUNCH	15	213	MKPOP01	43

U.S. GOVERNMENT PRINTING OFFICE: 1977-241-338-44

DEFENSE WORK MEASUREMENT STANDARD TIME DATA
 VERB/NOUN INDEX

OPERATION/ELEMENT DESCRIPTION	THU VALUE	OCCUP- ATION	DUNSTOP ELEMENT	PAGE
ACCOMPLISH SPOT WELD	VARIABLE	81X	SNPWAXX	37
ACCOMPLISH WELD, ARC WELD, PER INCH	VARIABLE	810	MNPWAXX	40
ACTUATE ARBOR PRESS TO INSTALL OR REMOVE PIN OR CYLINDRICAL PART	TABLE	U	INPWAXX	58
ACTUATE PALLET LOCK (463L PALLET)	VARIABLE	929	MACLAXX	170
ACTUATE SWITCH	22	203	STVSA01	1
ACTUATE SWITCH, MICROFILM READER	23	208	MFRSA01	18
ACTUATE SWITCH, STOP PHOTO-COPIER COLO MACHINE	1079	207	MFRSA01	12
ADDITION MACHINE WITH TEN KEY ADDING OR CALCULATOR MACHINE	TABLE	216	TCAMAXX	47
ADDITION MANUAL PER DIGIT, AFTER FIGURES HAVE BEEN TRANSCRIBED FOR COMPLETION	28	209	BOGMA01	18
ADJUST "V" AND CIL INDICATOR BLOCK	198	721	MSUBA01	99
ADJUST AMPERAGE ON AC OR DC WHEELING MACHINE	88	81X	MACAA01	33
ADJUST ANMOLD GAUGE DIAL TO SIZE	122	603	MSUGA01	37
ADJUST AUTOMATIC RIP SAW FENCE GAUGE	134	667	MEWPA01	118
ADJUST AUTOMATIC RIP SAW CARRIAGE HEIGHT	213	667	MEWCA01	118
ADJUST BLADE GUIDE HEIGHT, DO-ALL CONTOUR SAW	140	607	MEMGA01	88
ADJUST BORING TOOL	524	608	MENTA01	72
ADJUST CHUCK SPEED, BLANCHARD ROTARY GRINDER	98	603	MEMSA01	28
ADJUST CONTROL AND OBTAIN DIAL READING	168	U	MITCA01	29
ADJUST CONTROL KNOB/DIAL AND READ	74	U	MITCA02	29
ADJUST CONTROL WITH SCREWDRIVER, READ OSCILLOSCOPE	209	U	MITCA03	30
ADJUST CONTROL, ZERO METER WITH TOOL	161	U	MITCA04	30
ADJUST CONTROLS	VARIABLE	72X	MITCAXX	64
ADJUST CONTROLS-LOOSEN AND TIGHTEN LOCKNUT	328	72X	MITCA08	64
ADJUST COOLANT NOZZLE TO WORK	78	603	MEMNA01	27
ADJUST CROSS FEED CONTROL ON SURFACE WITH GRINDER	164	603	MEMCA01	26
ADJUST CUT DEPTH	233	668	MEWCA01	114
ADJUST CUTTING ARM ROD ON LAWNMOWER SHARPENER	210	639	MEMRA01	111
ADJUST DIAL INDICATOR CLEARANCE	1364	710	SITCA01	36
ADJUST DIE GAP (DIMPING MACHINE-COLD)	1121	800	SSUGA01	12
ADJUST DRILL PRESS SPEED (BELT CHANGE) PED-estal DRILL PRESS	842	606	MSUPA01	85
ADJUST DRILL PRESS SPEED (LEVER CHANGE), PED-estal DRILL PRESS	126	606	MEMPA01	82
ADJUST FEED BALANCE WEIGHT, DO-ALL CONTOUR SAW	339	607	MSUBA01	91
ADJUST FEED CONTROL, POWER HACKSAW	160	607	MSUCA01	90

DEFENSE WORK MEASUREMENT STANDARD TIME DATA
VERB/NOUN INDEX

OPERATION/ELEMENT DESCRIPTION	TMU VALUE	OCCUP- ATION	DWSTOP ELEMENT	PAGE
ADJUST FLAME CUTTING SPEED DIAL	65	816	MSUSA01	42
ADJUST FLAME ON HAND TORCH	94	81X	MJPPA01	38
ADJUST FOLLOW REST TO WORK	741	604	MEMFA01	44
ADJUST FRAM(ANC ANCHORS)IN OPENING.METAL OCCR FRAME	296	86X	SONAF01	58
ADJUST GASKET CUTTER BLADE WITH CLAMPING	411	86X	MTLBA01	58
ADJUST GASKET CUTTER TC SIZE FOR RING GASKET	176	86X	MTLCA01	58
ADJUST GRINDER TABLE HORIZONTALLY OR VERTICALLY	VARIABLE	639	MENTAXX	112
ADJUST GRINDING WHEEL FEED FOR LAWNCUTTER	VARIABLE	639	MENTWXX	112
ADJUST HAND FEED TENSION,DO-ALL CONTOUR SAW	90	607	MENTA02	88
ADJUST HAND PLANE	192	860	HTLPA01	61
ADJUST HEAD FEED CONTROL,BLANCHARD ROTARY GRINDER	46	603	MSUCA01	38
ADJUST HEAT CONTROL ON WELDING MACHINE	56	81X	MACCA01	33
ADJUST HIGH SPEED AND FUEL SHUTOFF,AMERICAN BOSCH PS-12BT FUEL INJECTION PUMP	18880	620	SITHA01	102
ADJUST HOLD DOWN CLAMP,TENON MACHINE	794	664	MCPCA01	114
ADJUST INDICATOR OR SCRIBER TO APPROXIMATE POSITION	100	60X	MITA101	18
ADJUST INDICATOR TO WORK,MAGNETIC BASE INDICATOR	182	U	MITIA01	31
ADJUST JACK TO APPROXIMATE HEIGHT,PER JACK	175	60X	MSUJA01	23
ADJUST JEWEL PIVOTS	3700	710	SITPA01	40
ADJUST JOINTER TO REQUIRED TABLE HEIGHT	VARIABLE	669	MSUJAXX	118
ADJUST MACHINE TABLE WITH CRANK(PANTOGRAPH)	VARIABLE	704	SSUTAXX	18
ADJUST MESH GEAR	4180	710	SITGA01	40
ADJUST METER	29620	710	SITHA01	40
ADJUST MICROMETER ANVIL TO ZERO	713	60X	MITMA01	18
ADJUST MONKEY OR CRESCENT WRENCH	77	U	OTLWA01	87
ADJUST OXY-ACETYLENE-CUTTING TORCH FOR CUTTING BEVEL	152	816	MJPTA01	42
ADJUST PART POSITION	VARIABLE	6XX	MTLAPXX	7
ADJUST PLAYEN CLUTCH	32	213	MDNCA01	31
ADJUST POTENTIOMETER OR TRIMMER	1680	72X	SITPA01	67
ADJUST POTENTIOMETER OR TRIMMER	1260	72X	MITPA01	64
ADJUST PRESSURE ON PART BETWEEN CENTERS, CYLINDRICAL GRINDER	110	603	MEMPA01	28
ADJUST RADIO FREQUENCY GENERATOR	1710	72X	MITGA01	64
ADJUST RADIO FREQUENCY GENERATOR	1710	72X	SITGA01	66
ADJUST RADIUS DRESSER	82	603	MSUAD01	34
ADJUST RAIL TO GAUGE WITH BAR	221	910	MTLRA01	8

DEFENSE WORK MEASUREMENT STANDARD TIME DATA
 VERB/NOUN INDEX

OPERATION/ELEMENT DESCRIPTION	TNU VALUE	OCCUP- ATION	DUNSTDP ELEMENT	PAGE
ADJUST REVERSING PULL LEVERS FOR TABLE STROKE LENGTH, SURFACE GRINDER	89	603	MSULA01	38
ADJUST SLIP JOINT PLIERS	78	U	STLPA01	85
ADJUST SPEED ON HEAVY DUTY PIPE MACHINE, THREE LEVERS	235	862	MSUSA01	67
ADJUST SPEED ON SELF-PROPELLING UNIT OF CONCRETE SAW	177	844	MTPSA01	54
ADJUST SPOT WELDING MACHINE CYCLE DIALS	187	81X	MSUCA01	38
ADJUST STRADDY REST TO PART, TWO PADS	188	603	MSUSA01	39
ADJUST STROKE (WHEEL OSCILLATION) IN CYLINDRICAL GRINDER	166	603	MEMSA01	25
ADJUST TABLE MACHINE FOR DEPTH OF CUT (PANTOGRAPH)	60	704	SSUTA03	18
ADJUST TENSION ON SAW BLADE, DO-ALL CONTOUR SAW	248	607	MENTA01	88
ADJUST TORQUE WRENCH INDICATOR	397	U	HTLWA01	92
ADJUST THUMB FEED SCALE, J&L AUTOMATIC THREAD GRINDER	191	609	MSUSA01	92
ADJUST UNIVERSAL TABLE TO ANGLE, RACIAL DRILL PRESS	1278	606	MSUAT01	84
ADJUST VERNIER CALIPER SLIDING HEAD FOUR INCHES	79	U	BITCA01	25
ADJUST VISE GRIP PLIERS	72	U	STLPA01	84
ADJUST WHEEL GUARD LENGTH, INTERNAL GRINDER	42	603	MSUAG01	34
ADJUST WOOD PLANER TABLE HEIGHT	210	665	MENTA01	114
ADJUST WRENCH, LARGE OPEN END	179	61X	STLWA01	7
ADVANCE FILM TO DESIRED FRAME, PRINT, ETC. MICROFILM READER MACHINE.	750	208	MFRMA01	15
ADVANCE TAILSTOCK AND RETURN ON A 12 INCH LATHE	281	604	MENTA01	47
ADVANCE TAILSTOCK SPINDLE ONE INCH WITH CRANK, ENGINE LATHE	183	604	MEMSA01	46
AFFIX STENCIL ON ROLL STAMP, TEST AND REMOVE	219	U	MJPBA01	39
ALIGN BAR (CLAW) WITH SPIKE	92	910	STLBA01	5
ALIGN BED KNIFE BLADE TO LAWNMOWER	162	636	MEMBA01	110
ALIGN BOXES TO PALLET WITH RUBBER HAMMER	655	920	HTLBA01	54
ALIGN CARDS/PAPERS, 50 CARDS OR PAPERS 8X12 INCHES, SIZE-APPROXIMATE ALIGNMENT LYING ON FLAT SURFACE	78	209	SPHCA01	26
ALIGN CARDS, DECK, INTO A PRECISE BLOCK	116	213	MKPPA01	41
ALIGN CARGO TO RAMP ON RAMP/ELEVATOR AIRCRAFT	4801	929	MOHCA01	212
ALIGN DOCUMENTS BATCH CARDS/SHEETS (PAPERS)	TABLE	209	TPHDAXX	30
ALIGN FLANGE JOINT	1787	862	MOHSA01	66
ALIGN FLANGE JOINT WITH PIN	171	862	MOHJAG2	68
ALIGN HOLE TO SPINDLE, VERTICAL	6017	605	MSUMA01	79

DEFENSE WORK MEASUREMENT STANDARD TIME DATA
VERB/NOUN INDEX

OPERATION/ELEMENT DESCRIPTION	TNU VALUE	OCCUP- ATION	OWNSTDP ELEMENT	PAGE
ALIGN IN VISE STOCK TC MARKING STOP) POWER HACKSAW	298	607	MEMSA01	68
ALIGN MILLING MACHINE PART FOR VERTICAL MILLING	TABLE	605	TENPAXX	74
ALIGN PAPER IN ROLLERS-CONTROL TAPE (IBM ACCTG MACHINE)	68	213	MONPA01	34
ALIGN RAIL BY SIGHTING	483	910	MITRA01	2
ALIGN SPINDLE OVER HOLE, RADIAL DRILL PRESS	361	606	MEMSA01	83
ALIGN SQUARE TO MARK	44	U	SGMSA01	20
ALIGN STRAIGHTEDGE TO POINTS OF LINE	189	U	BLOSA01	44
ALIGN SWIVEL TABLE, CYLINDRICAL GRINDER	964	603	MSUTA01	40
ALIGN THREAD AT SEWING MACHINE FOOT	45	78X	SJPTA01	124
ALIGN TIC TO RAIL WITH TONGS	118	910	STLAT01	4
ALIGN TOOL TO BUSHING OR HOLE, RADIAL DRILL PRESS	461	606	MENTA01	83
ALIGN WASHER TO NUT BEFORE STARTING TO POSITION ON BOLT/SCREW	24	U	STFWA01	80
ALIGN WIRE FOR FORMING IN ELECTRICAL BOX	70	82X	MOHWA01	44
ANNOTATE CARD ADJUSTMENTS FROM SHIPMENT PLANNING WORKSHEET	1119	222	MIDCA01	49
ANNOTATE CARTON/DOCUMENT WITH WEIGHT AND CUBE	116	920	MWRCA01	58
APPLY ADHESIVE TO FLOOR WITH SEPARATED TACVEL PER SQUARE FOOT	367	86X	MNFAA01	57
APPLY ASPHALT FLOOD COAT FROM FOUR CAN	439	866	MOHAA01	71
APPLY BARRIER (MATERIAL) TO BASE	1280	920	MPKBA01	16
APPLY CENTER LUBRICANT TO BOTH ENDS OF PART	78	603	MEMLA01	27
APPLY COMPOUND (STRIPPABLE) (DOUBLE DIP)	1232	920	MDPCA02	9
APPLY COMPOUND (STRIPPABLE) (SINGLE DIP)	1241	920	MDPCA01	9
APPLY CUSHIONING	VARIABLE	920	MPKCAXX	18
APPLY DECAL OR ENVELOPE (PRESSURE SENSITIVE) TO SURFACE	VARIABLE	920	MIDDAXX	10
APPLY ERJNEL BY DIPPING	VARIABLE	80X	SDPEAXX	2
APPLY ERJNEL WITH APPLICATOR (TOUCH UP)	VARIABLE	80X	SPAEAXX	4
APPLY FIBERGLASS CLOTH PATCH	VARIABLE	784	SSRPAXX	122
APPLY GLAZE TO SURFACE WITH BRUSH	VARIABLE	784	SPAGAXX	120
APPLY GLUE TO BOOT/SHOE SOLE OR TO BOOT/ SHOE	VARIABLE	365	SNFGAXX	1
APPLY GLUE WITH BRUSH	198	660	MNFGA01	113
APPLY GLUE WITH BRUSH TO SURFACE	544	763	SNFGA01	124
APPLY GLYPTAL/DOPE TO SCREW OR NUT	VARIABLE	7XX	MPAGAXX	11
APPLY GREASE OR VARNISH WITH BRUSH	63	U	SPAPA01	68
APPLY GREASE TO MATING SURFACES	377	699	MLUAG01	118
APPLY GREASE TO SMALL BEARING OR PART BY HAND	99	699	MLUGA01	119

DEFENSE WORK MEASUREMENT STANDARD TIME DATA
VERB/NOUN INDEX

OPERATION/ELEMENT DESCRIPTION	THU VALUE	OCCUP- ATION	DWSTOP ELEMENT	PAGE
APPLY HAND CREAM	VARIABLE	U	SJPCAXX	41
APPLY INK (OR PAINT) TO STENCIL W/ROLLER	VARIABLE	U	MIDIAXX	23
APPLY INK (OR PAINT) TO STENCIL WITH CAUSER	VARIABLE	U	SLUJAXX	22
APPLY LABEL (PRE-PRINTED ON 1348-1)	300	920	MIDLA05	11
APPLY LIGHT OIL WITH SYRINGE	VARIABLE	7XX	SLUGAXX	7
APPLY LUBRICANT GREASE WITH A PADDLE	108	699	BLULA01	118
APPLY LUBRICANT TO FITTING WITH HAND	36	U	BLUGL01	46
APPLY LUBRICANT TO FITTING WITH BUTTCH TYPE GUN	34	U	BLUGB01	46
APPLY LUBRICANT TO GASKET/WASHER	VARIABLE	7XX	SLULAXX	7
APPLY LUBRICANT TO SMALL OBJECT	VARIABLE	U	SLULMXX	47
APPLY LUBRICANT TO SPOT WITH HYPODERMIC SYRINGE	243	7XX	SLULA05	7
APPLY LUBRICANT TO ZERK FITTING WITH HAND OPERATED GUN	TABLE	U	SLULAXX	47
APPLY LUBRICANT WITH BRUSH/LINEAR FOOT	228	699	MLULA03	120
APPLY LUBRICANT WITH BRUSH TO SPCT	80	699	MLULA02	119
APPLY LUBRICANT WITH OIL CAN (PER LINEAR FOOT)	28	U	BLUCL01	46
APPLY LUBRICANT WITH TUBE TO SPOT, 1/4 BY 1/4 INCH	20	U	BLUTS01	47
APPLY LUBRICANT WITH TUBE TO AREA, 1 INCH BY 1 INCH	26	U	BLUTA01	46
APPLY LUBRICANT/SEALANT WITH TUBE AND SPREADER	416	699	MLULA01	116
APPLY MAGNETIC SOLUTION TO PART	VARIABLE	705	SITSANX	27
APPLY MICROMASK TO PART WITH BRUSH	TABLE	500	SPAMAXX	6
APPLY MORTAR ON THREE BRICK LENGTHS; FURROW AND CUT JOINT	244	861	MNFA02	62
APPLY MORTAR TO ONE END OF BRICK	28	861	MNFA03	62
APPLY MORTAR TO ONE END AND ONE SIDE OF BRICK	82	861	MNFA01	62
APPLY OIL TO HOLE OR SPOT WITH TRIGGER TYPE OIL CAN	VARIABLE	699	MLUGAXX	120
APPLY OIL TO SPOT WITH DIAPHRAGM TYPE OIL CAN	15	U	BLUOS02	46
APPLY OIL TO SPOT WITH TRIGGER TYPE OIL CAN	18	U	BLUOS01	46
APPLY OIL WITH APPLICATOR SUCH AS TOOTHPICK, NEEDLE, OR WIRE	47	699	MLUA001	118
APPLY PAINT TO FILL METAL STAMPING	356	740	NPAPA01	117
APPLY PAINT TO IDENTIFICATION PLATE	609	U	MIDPA01	23
APPLY PAINT WITH BRUSH ATTACHED TO BOTTLE CAP	VARIABLE	U	SPAAPXX	69
APPLY PASTE WITH BRUSH	173	U	MNFA01	61
APPLY PLAYER PUTTY TO PLUG UP HOLE	723	80X	SJPPA01	2

DEFENSE WORK MEASUREMENT STANDARD TIME DATA
 VERS/HOUR INDEX

OPERATION/ELEMENT DESCRIPTION	TMU VALUE	OCCUP- ATION	CUNSTOP ELEMENT	PAGE
APPLY PRESSURE	VARIABLE	U	BELAPXX	17
APPLY RESIN TO DAMAGED AREA	VARIABLE	754	SPARAXX	120
APPLY RUBBER STAMP	VARIABLE	U	WIDASXX	22
APPLY SEAL AND RECORD NUMBERS	612	929	SIDSA01	172
APPLY SEALANT WITH PNEUMATIC SEALANT GUN	VARIABLE	807	SBRSAXX	26
APPLY SOLDER TO SEAM OR JOINT, SHEET METAL	VARIABLE	814	MMFSAXX	41
APPLY STENCIL WITH BLOCK STAMP	94	U	WIDSA01	23
APPLY STENCIL, PAINT AND REMOVE	1416	U	SICSA01	24
APPLY STRAP TO BOX WITH MACHINE	VARIABLE	920	MPKSAXX	28
APPLY STRAPPING BY HAND	TABLE	920	TPKSAXX	33
APPLY STRAPS TO PALLET	3800	920	MPKSA03	28
APPLY TAPE TO FIBERGLASS	167	920	MPKTF01	29
APPLY TAPE TO WIRE SPLICE	443	82X	SNFTA01	44
ARRANGE RIGGING (WINCH) TO HOOK UP	7301	921	MNHRA01	64
ARRANGE WINCH FOR LOADING/DIFFLOADING VIA CARGO RAMP (U OR W CODED)	31560	921	SMHRA01	73
ASIDE BAK (JOINT) (FOR RE-USE)	107	910	MCHEA01	3
ASIDE FINISHED PAPER	33	209	ETYPA01	31
ASIDE MEMBER (WALL, DOOR OR CROSS-EVANS GEAR) TO FLOOR OR FOUR WHEEL CART	VARIABLE	929	MJPMAXX	175
ASIDE TOOL TO ROADBED	162	910	ETLTA01	6
ASSEMBLE BOX (WIREBOUND)	863	920	MPKAV01	14
ASSEMBLE AIR-U/W CODED CARGO FOR MOVEMENT TO RAMP/ELEVATOR AIRCRAFT	CON/VAR	922	KSHCAX1	147
ASSEMBLE ANCHOR TO ROD	789	821	MTFAA01	50
ASSEMBLE AND DISASSEMBLE VENETIAN BLIND	VARIABLE	739	KCLB0XX	111
ASSEMBLE AND DISASSEMBLE GAUGE BLOCK	572	60X	MJPBA01	20
ASSEMBLE AND DISASSEMBLE INDICATOR, HEAVY DUTY MAGNETIC BASE	1854	60X	MJPJA03	21
ASSEMBLE AND DISASSEMBLE DIE OR TAP TO CHUCK OR HANDLE, HAND HELO	VARIABLE	U	MTLDAXX	89
ASSEMBLE AND DISASSEMBLE PORTABLE PROPANE TOWCH	VARIABLE	U	SJPTAXX	43
ASSEMBLE AND PREPARE CRF/ EQUIPMENT TO OFF-LOAD AIRCRAFT	CON/VAR	922	KJPCAAX1	114
ASSEMBLE BOX (TRI-WALL) TO PALLET	4467	920	MPKTA01	28
ASSEMBLE CARDS AND CHECK	46	213	MOMCH14	33
ASSEMBLE CARTON	TABLE	920	TPKCAXX	30
ASSEMBLE CARTRIDGE TO STUD	111	860	MOMCA01	59
ASSEMBLE CLIP TO STRAP	280	781	STPCA01	129
ASSEMBLE COAXIAL CABLE AND INSTALL TO PANEL MOUNTED TYPE RECEPTACLE	8846	72X	SOACA01	46

DEFENSE WORK MEASUREMENT STANDARD TIME DATA
VERB/NOVN INDEX

OPERATION/ELEMENT DESCRIPTION	TNU VALUE	OCCUPATION	DUNSTON ELEMENT	PAGE
ASSEMBLE COMBINATION SQUARE SCALE	173	60X	MGMSA01	17
ASSEMBLE CRATE(CPF LINE/LOW LINE)	39842	920	SPKCA02	36
ASSEMBLE CRATE(PREFABRICATED)	37638	920	SPKCA01	36
ASSEMBLE CREW/EQUIPMENT AND MOVE TO AIRCRAFT TO UNLOAD	VARIABLE	922	KJPCAXX	114
ASSEMBLE CREW/EQUIPMENT AND MOVE TO AIRCRAFT PARKING AREA TO UNLOAD-10X CR 28/40K LOADER	VARIABLE	922	KJPEAXX	116
ASSEMBLE CUTTER AND SLEEVE INTO THURSTON CHUCK	157	605	MSUCA02	77
ASSEMBLE CUTTER(OR ARBOR AND ADAPTER)	82	605	MSUCA01	77
ASSEMBLE DIAL INDICATOR TO WEIGHT GAUGE	373	U	NJPIA02	38
ASSEMBLE DIAL INDICATOR TO MAGNETIC BASE	284	U	NJPIA01	38
ASSEMBLE DOCUMENTS(AND TOTE TRAYS)FOR ISSUE	478	922	SJPD001	112
ASSEMBLE CRAB BAR TO AND DISASSEMBLE FROM COLLET,SPEED LATHE	2777	60A	MSUDA01	67
ASSEMBLE FITTINGS AND SET TO WEB STRAPS	1869	787	SPTFA01	133
ASSEMBLE FRAMES(SECTIONS), (BOX PALLET)	2857	920	MPKFA01	21
ASSEMBLE GEAR PULLER TO GEAR	VARIABLE	6XX	HTLPAXX	9
ASSEMBLE INDICATOR ON SURFACE GAUGE	219	60X	NJPIA02	21
ASSEMBLE INDICATOR TO SWIVEL BAR,SET DIRECTION OF INDICATOR POINT	312	60X	NJPIA01	21
ASSEMBLE INSECTICIDE CONTAINER TO CARRY	187	389	NJPCA01	18
ASSEMBLE LOADED 463L PALLETS FOR MOVEMENT TO AIRCRAFT	CON/VAR	922	KSNPAXX	153
ASSEMBLE METAL DOOR FRAME	1613	86X	SDMFA01	88
ASSEMBLE MOTOR/GENERATOR UNIT	11870	721	SDAUA01	67
ASSEMBLE MULTI-PIN OR RIBBON-RECTANGULAR SHAPED PLUG (CABLE MOUNTED)	3712	72X	SDAPD04	62
ASSEMBLE OR DISASSEMBLE STOP COLLAR BY HAND	826	806	MSUCA02	84
ASSEMBLE PULLING ATTACHMENT TO GEAR	3460	6XX	HTLAA01	7
ASSEMBLE PUMP(AND HOSES),AMERICAN BOSCH PSB-12BT FUEL INJECTION PUMP	18138	620	SITPA01	103
ASSEMBLE PUSH-PULLER TO GEAR, OBTAIN 1/2 INCH SEPARATION, AND REMOVE PULLER FROM GEAR	VARIABLE	6XX	STLPAXX	11
ASSEMBLE REAMER, POSITION, DISASSEMBLE	572	U	STLRA01	104
ASSEMBLE STOP COLLAR OR DISASSEMBLE USING TWO SPANNER WRENCHES	3112	606	MSUCA01	84
ASSEMBLE STRAPPING TO PALLET	VARIABLE	920	SPKSAXX	40
ASSEMBLE TUBING TO THREADED FITTINGS (BOTH ENDS OF TUBING)	270	662	HTPTA01	67
ASSEMBLE/COMPLETE BOX(TRIPLE WALL)	CON/VAR	920	SPKBCX1	34
ASSEMBLE/COMPLETE BOX(TRIPLE WALL)	6912	920	SPKBC01	34
ASSEMBLE/DISASSEMBLE PLUG/CABLE(MOUNTED)	VARIABLE	72X	SDAPAXX	61

DEFENSE WORK MEASUREMENT STANDARD TIME DATA
VERB/NOUN INDEX

OPERATION/ELEMENT DESCRIPTION	TMU VALUE	OCCUP- ATION	OWNSTDP ELEMENT	PAGE
ASSEMBLE, ADJUST, DISASSEMBLE BEVEL PROTRACTOR	1015	60X	NITPA01	19
ATTACH ACCO TYPE FASTENER	VARIABLE	209	MPFFAXX	24
ATTACH ADHESIVE TAPE TO DESIRED POSITION	VARIABLE	U	MNFTAXX	54
ATTACH AND REMOVE RADIUS OR ANGLE CRESSER CYLINDRICAL GRINDER	213	603	MSUDA01	36
ATTACH BOOT/SHOE SOLE BY SEWING	VARIABLE	365	SPTSAXX	3
ATTACH BOOT/SHOE SOLE (ONE)	491	365	SNPSA01	1
ATTACH BRACKET TO OR REMOVE FROM OBJECT	VARIABLE	921	MMHBAXX	63
ATTACH CLAMP TO PART	VARIABLE	60X	MENCAXX	13
ATTACH CLIP SPRING TYPE BINDER TO PAPERS	36	209	MPFCA01	23
ATTACH CHATP (ASSEMBLED) TO SKID WITH LAG BOLTS	2904	920	MTLCA01	54
ATTACH DESICCANT OR HUMIDITY INDICATOR TO ITEM	414	920	MPKDA01	20
ATTACH DETACH HOOK TO AND FROM ITEM	197	U	MMHMA01	65
ATTACH DOCUMENT TO DATA CARDS	593	222	MIDDA01	49
ATTACH DOCUMENT TO ITEM WITH RUBBER BAND	212	U	MPHDA01	69
ATTACH DOCUMENTS TO RAILROAD CAR	1325	929	MNFDA01	211
ATTACH DRUM DRESSER TWO HOLDING SPRINGS, JEL AUTOMATIC THREAD GRINDERS	661	609	MSUDA01	92
ATTACH EXTENSION CHUTE TO TRANSIT MIXER	462	644	SOHCA01	54
ATTACH GEN OR IDEAL PAPER CLIP TO PAPERS, CLIP UP TO 1-3/4 INCHES WIDE AND 2-1/2 INCHES LONG	25	209	MPFCA02	23
ATTACH GROUND LEAD PIGTAIL TO CABLE SHIELD	3123	72X	SWHPA01	66
ATTACH GUMMED LABEL FLAT TYPE TO FOLDER, CARD STOCK OR PACKAGE	144	209	MIDLA02	17
ATTACH HOIST (OVERHEAD) TO ITEM	78	921	MMHMA09	65
ATTACH HOIST, MOVE ITEM TO BASE AND DETACH	1016	921	MMHMA07	65
ATTACH HOIST, MOVE ITEM INTO CONTAINER AND DETACH HOIST	907	921	MMHMA08	65
ATTACH HOOK TO EYE LIFT, BELT, CABLE OR SIMILAR DEVICE	VARIABLE	921	MMHMAXX	65
ATTACH LABEL FLAT PRESSURE SENSITIVE TYPE TO FOLDER, CARD STOCK OR PACKAGE	135	209	MIDLA03	17
ATTACH LABEL GUMMED FOLD TYPE TO FOLDER OR CARD STOCK	226	209	MIDLA01	17
ATTACH LABEL TO CONTAINER	VARIABLE	920	MIDLAXX	11
ATTACH LABEL(S) TO CONTAINER	TABLE	920	TICLAXX	12
ATTACH LABEL, DYMO TAPE WRITER, TO SURFACE AT AN APPROXIMATE LOCATION	112	209	MIDLA04	17
ATTACH LID SEAT GASKET TO METAL CONTAINER- MACHINE SEAL	125	920	MPKLS01	24
ATTACH LIST (PACKINGS) TO CONTAINER	VARIABLE	920	MPKLAXX	23

DEFENSE WORK MEASUREMENT STANDARD TIME DATA
VERB/NOUN INDEX

OPERATION/ELEMENT DESCRIPTION	TMU VALUE	OCCUPATION	DOWNSTOP ELEMENT	PAGE
ATTACH LUG TO CONTACT WITH SCREW	178	72X	MUMLA01	76
ATTACH LUG WIRE AND INSTALL	VARIABLE	72X	SUHLAXX	83
ATTACH MAGNETIC INDICATOR TO WHEEL GUARD REMOVE MAGNETIC INDICATOR FROM WHEEL GUARD	99	603	BJPIA01	34
ATTACH MATERIAL TO SKID	3387	920	SPKMA01	43
ATTACH METAL TAB SIGNAL TO FOLDER OR DIVIDER	76	209	NICTA02	18
ATTACH METAL TAB SIGNAL TO CARD STOCK	68	209	NIDTA01	18
ATTACH ON DETACH SPEED WEIGHT TO/FROM LAWNMOWER	104	639	MOHWA01	112
ATTACH OR REMOVE SLING	TABLE	921	TMHSAXX	72
ATTACH OXYGEN AND ACETYLENE HOSES TO TORCH TORCH	984	81X	NJPHA01	35
ATTACH PORTABLE RAMP TO VEHICLE	7067	929	MNHRA01	208
ATTACH ROPE TO GROMMETTED HOLE IN MATERIAL	910	789	SOHRA01	138
ATTACH SEAL TO BOXCAR OR TRAILER	133	929	MNPSA01	212
ATTACH SLING FOR CRANE MOVE	1102	921	SMHSA01	73
ATTACH SLING TO HOOK	107	921	MNMSA01	66
ATTACH SLING TO LOAD	VARIABLE	921	MEHSAXX	60
ATTACH SLING TO PART AND REMOVE	488	60X	MOHSA01	22
ATTACH SOCKET TO ADAPTER AND ATTACH ADAPTER	132	U	STLSA01	85
ATTACH SOLE TO FOOTWEAR	270	365	MNPSA01	1
ATTACH STRAPPER/BANDER(MANUAL) TO STRAP	104	920	HTLSA01	54
ATTACH STRING TO TAG	436	U	NIDTA04	24
ATTACH TAB EITHER FOLDED(UP TO 3 INCHES LONG)OR ROUND PROJECTION TYPE GUNNED INDEX. TO CARD STOCK OR SHEET	166	209	NIDTA03	18
ATTACH TAG OR ENVELOPE TO OBJECT WITH WIRE (TWISTED)	271	U	NIDTA05	24
ATTACH TAG TO OBJECT BY FORMING SLIP LOOP IN STRING	246	U	NIDTA03	23
ATTACH TAG TO OBJECT WITH STRING(TIED)	239	U	NIDTA01	23
ATTACH TAG TO OBJECT WITH LOOPED AND TWISTED WIRE	317	U	NIDTA06	24
ATTACH TAG TO OBJECT WITH STRING(TAG PULLED THROUGH LOOP)	185	U	NIDTA02	23
ATTACH TAG(SHIPPING)	VARIABLE	920	NIDTAXX	11
ATTACH TAPE TO PART AND WRITE IDENTIFICATION ON TAPE	640	U	SIDTA01	25
ATTACH TO AND REMOVE PART FROM MANDREL BY PRESSING ON ARBOR PRESS	1401	616	MNPPA01	95
ATTACH TO AND REMOVE SLING FROM CRANE	102	60X	MOHSA02	22
ATTACH VENETIAN BLIND TILT RAIL TO HEAD RAIL	165	739	SDARA01	112
ATTACH WIRE LOOP TO TERMINAL	70	72X	MNHWA01	77

**DEFENSE WORK MEASUREMENT STANDARD TIME DATA
VERB/NSUN INDEX**

OPERATION/ELEMENT DESCRIPTION	TMU VALUE	OCCUP- ATION	DUNSTOP ELEMENT	PAGE
ATTACH WIRE TERMINAL AND CONNECT TO POST (SHIELDED WIRE)	VARIABLE	72X	SMH8XX	89
ATTACH WIRE TO HOOK, SINGLE STRAND WIRE	167	U	NJPA01	41
ATTACH WIRE TO LARGE PART	63	U	NJPA03	41
ATTACH WIRE TO PART	110	U	NJPA02	41
ATTACH WIRE TO TAG	366	U	NIDTA07	24
BACK CAPTIVE SCREW OUT AND RESEAT	989	72X	STF801	72
BACK OFF DIE THREADING TOOL, HAND HELD	617	842	NTL0801	68
BAKE PART	1109	904	SOHP01	16
BALANCE MATERIAL ON MOIST. PART OR PIPE	517	921	SMHM01	73
BALANCE MOTOR (STATIC)	24780	710	SITR01	40
BEND CONDUIT WITH HICKEY	VARIABLE	82X	STLC8XX	46
BEND CONDUIT WITH HYDRAULIC BENDER	VARIABLE	82X	HTPC8XX	47
BEND ELECTRICAL METALLIC TUBING WITH MANUAL BENDER	VARIABLE	82X	STLT8XX	47
BEND LOCK TAB WASHER TABS WITH SCREWDRIVER	VARIABLE	62X	MNFR8XX	97
BEND PIN WITH PLIERS	VARIABLE	7XX	MNFP8XX	8
BEND SOLE TO SHAPE (BOOT/SHOE)	VARIABLE	366	NJPI8XX	1
BEND SOLE TO SHAPE (BOOT/SHOE)	221	366	NJPS01	1
BEND SPLICE PARALLEL TO CONDUCTOR WITH PLIERS	98	82X	NTLS01	46
BEND TUBING TO MATCH FITTING	167	842	MONT01	66
BEND TUBING WITH TUBING BENDER	VARIABLE	862	NTLT8XX	68
BEND WIRE 90 DEGREES FOR FORMING IN ELECTRICAL BOX	VARIABLE	82X	NOM88XX	45
BEVEL HALF SOLE ON CUTTER (PER SOLE)	230	366	STL801	4
BLAST PART (ABRASIVE) IN BOOTH	VARIABLE	603	SCLP8XX	10
BLAST PARTS CLEAN WITH GLASS-VERY SMALL PARTS	3478	603	SCLP803	11
BLAST PARTS CLEAN WITH GLASS-SMALL PARTS	2922	603	SCLP804	11
BLAST (WET OR VAPOR) PART AND RINGS	VARIABLE	603	MCLP8XX	7
BLIND START THREADED FASTENER	VARIABLE	U	STF88XX	80
BLOCK WHEELHEAD SPINDLE TO REMOVE AND INSTALL QUILL, INTERNAL GRINDER	206	603	MSUS01	39
BLUNT CONTAINER CORNERS	410	920	MPKC01	18
BOARD AND DISMOUNT AIRCRAFT	896	U	MSM801	7
BOARD AND DISMOUNT BACK END OF PICKUP TRUCK	701	U	MSMT01	7
BOLT UNIVERSAL TABLE TO BASE, RADIAL DRILL PRESS	1094	606	MSUT01	86
BOND MATERIAL WITH VACUUM PRESSURE AND HEAT LAMPS	30200	784	SPAM01	118
BORE ENGINE LATHE HOLE	TABLE	664	TEML8XX	58
BORE HOLE IN GROUP 1 AND GROUP 2 MATERIAL WITH MILLING MACHINE	TABLE	608	TENNYXX	73

DEFENSE WORK MEASUREMENT STANDARD TIME DATA
VERB/NOUN INDEX

OPERATION/ELEMENT DESCRIPTION	THU VALUE	OCCUP- ATION	DWSTOP ELEMENT	PAGE
BORE HOLE ONE INCH DIAMETER-ONE INCH DEEP WITH MILLING MACHINE	TABLE	608	TEHMBXX	72
BREAK ARC AND MOVE TO NEXT WELD	193	810	MOHMB01	40
BREAK ASPHALT INTO PIECES WITH AXE.100- POUND BUNOLE	380	853	STLAB01	56
BREAK BOXCAR OR TRAILER SEAL AND ASIDE	73	929	MNFSB01	212
BREAK BRICK WITH TROWEL TO FIT	331	861	NTL0B01	63
BREAK OFF EXCESS STRAPPING	102	920	MOHMB01	14
BREAK DOOR N BOX(WOOD)	18114	920	SPKSB01	34
BREAK SEAL DOOR(DOUBLE BOXCAR).OPEN FROM DOCK	891	929	MJPD012	174
BREAKDOWN PALLET(463L)(PER PALLET)	CON/VAR	922	KRCPBX1	126
BREAKDOWN WAREHOUSE PALLET	CON/VAR	922	KRCPBX2	127
BRING DIAMOND POINT TO WHEEL	162	603	MSUDB01	36
BRUSH GLUE ON SHOE(FOR HALF SOLE)	VARIABLE	365	SMFGBXX	1
BRUSH PAINT OFF PART IN THINNER	VARIABLE	999	SCLPBXX	18
BRUSH WATER ON SHOE SOLE	670	365	MPAUB01	2
BUFF BOOT/SHOE(PAIR)WHEEL AND POLISH	VARIABLE	365	SPTMBXX	3
BUFF OBJECT WITH WIRE WHEEL	VARIABLE	705	SCLCBXX	10
BUFF PLEXIGLASS SIGN EDGES ON BUFFING MACHINE	434	705	MTPSB01	21
BUFF SHOE SOLE/HEEL AND POLISH	VARIABLE	365	MPTSBXX	2
BUILD UP PALLET AND POSITION FOR MOVEMENT (463L)	CON/VAR	920	KPKPBX1	49
BURR HOLE	VARIABLE	705	NTLMBXX	20
BURR HOLE	VARIABLE	60X	NTLMBXX	24
BUTTON DRESS JACKET	VARIABLE	782	MPKJBXX	129
BUTTON DRESS JACKET AND FOLD	799	782	SPKJB01	131
BUTTON OVERCOAT AND FOLD	884	782	SPKOB01	131
BUTTON OVERCOAT,PER BUTTON	83	782	MPKOB01	129
BUTTON SHIRT AND FOLD	824	782	SPKSB01	131
BUTTON SHIRT,PER BUTTON	61	782	MPKSB01	130
CALIBRATE AUTOMATIC CYCLE GISHOLT MODEL 8 BALANCER	3270	710	SITBC05	39
CALIBRATE BEAR MODEL 40882 BALANCER	9670	710	SITBC03	38
CALIBRATE CAPACITOR	3916	72X	SITCC03	65
CALIBRATE GISHOLT MODEL 34V9107 BALANCER	1830	710	SITBC04	38
CALIBRATE GISHOLT MODEL'S BALANCER	8960	710	SITBC01	36
CALIBRATE GISHOLT UJP BALANCER	8920	710	SITBC02	37
CALIBRATE METERING VALVE.SIMMONDS FUEL INJECTION PUMP	11990	620	SITVC01	108
CALIBRATE PRESSURE GAUGE AND ACJUST	14728	710	KITBC01	42

DEFENSE WORK MEASUREMENT STANDARD TIME DATA
VERB/NOUN INDEX

OPERATION/ELEMENT DESCRIPTION	TMU VALUE	OCCUPATION	OWNSTOP ELEMENT	PAGE
CARVE SOLE/SHOE SOLE BY HAND	VARIABLE	365	STLBCXX	4
CENTER DRILL ENGINE LATHE	1305	604	SEALC01	64
CHANGE ADAPTER PLATES ON ARBOR PRESS BASE	184	614	NJPPC01	95
CHANGE ARC WELDING MACHINE POLARITY	293	810	NJPPC01	39
CHANGE BELT ON HAND WELD BANDING MACHINE	380	86X	SJPBC01	56
CHANGE BLADE	886	706	STLBC01	22
CHANGE CHISEL IN PNEUMATIC HAND CHIPPER	243	8XX	STPCC01	2
CHANGE COLLET IN COLLET CHUCK	842	605	MSUCC01	77
CHANGE DATE ON ADJUSTABLE RUBBER DATE STAMP	126	U	MIDCC01	22
CHANGE DIE IN STOCK, HAND THREADING DIE	211	8XX	NJPDC01	1
CHANGE DIE SIZE ON HEAVY DUTY PIPE MACHINE	133	862	MSUSC01	67
CHANGE DRILL PRESS DEPTH STOP ON PEDESTAL DRILL PRESS	VARIABLE	606	MSUPCXX	85
CHANGE FEED ON CARRIAGE OF CROSS SLICE, ENGINE LATHE	108	604	MEMFC01	44
CHANGE FEED RADIAL DRILL PRESS, THREE LEVERS	233	606	MEMFC02	82
CHANGE FEED SHAPER	79	605	MEMFC01	71
CHANGE FEED (OR SPEED) ON POWER CONTROLLED FEED AND SPEED DIALS, MILLING MACHINE	331	605	MEMFC01	71
CHANGE FEED, THREE LEVERS, ENGINE LATHE	609	604	MSUFC02	67
CHANGE FEED, TWO LEVERS	326	604	MSUPC01	67
CHANGE GEAR PULLER REACH RANGE OR REVERSE ARMS ON TWO OR THREE JAW PULLER	VARIABLE	6XX	NLPCXX	9
CHANGE MELT-ARC WELDING ELECTRODE	VARIABLE	810	SJPECX	39
CHANGE HORIZONTAL (SIDESTEP OR TURN BODY)	19	U	BBMNC01	6
CHANGE JIG BORE SPINDLE FEED OR SPEED	63	606	MEMJC01	82
CHANGE METER RANGE AND ADJUST ZERO KNOBS	171	72X	SITRC01	67
CHANGE NOZZLE ON AIR-OPERATED SPRAY GUN	239	699	MLUNC01	120
CHANGE OXY-ACETYLENE TORCH TIP WITH WRENCH	666	81X	SJPTC01	36
CHANGE POSITION	TABLE	U	TBMPCXX	8
CHANGE POSITION HORIZONTALLY ON POLE	402	823	MBMPC01	48
CHANGE SANDPAPER ON DRUM SANDER	2233	864	SJPSC01	70
CHANGE SEWING MACHINE BOBBIN	280	78X	SSUBC01	124
CHANGE SOCKET, 1/4, 3/8, OR 1/2 INCH DRIVE WITH BALL AND SOCKET LOCK	121	U	NLBC01	90
CHANGE SPEED ON SPINDLE, RADIAL DRILL PRESS	202	606	MEMSC01	83
CHANGE SPEED POWER HACKSAW	458	607	MSUSC02	91
CHANGE SPEED RANGE WITH LEVER, DO-ALL CONTOUR SAW	412	607	MSURC01	91
CHANGE SPEED WITH CRANK, DO-ALL CONTOUR SAW	411	607	MSUSC01	91
CHANGE SPINDLE SPEED	398	606	MSUBC01	80

DEFENSE WORK MEASUREMENT STANDARD TIME DATA
VERB/NOUW INDEX

OPERATION/ELEMENT DESCRIPTION	TMU VALUE	OCCUPATION	CMSTDP ELEMENT	PAGE
CHANGE SPINDLE SPEED V-BELT DRIVE	191	60X	MSUSC01	23
CHANGE SPINDLE SPEED,ENGINE LATHE	886	604	MEMSC02	46
CHANGE SPINDLE SPEED,ONE LEVER	132	604	MEMSC01	46
CHANGE SPINDLE SPEED,4-STEP PULLEY, CYLINDRICAL GRINDER	468	603	MEMSC01	28
CHANGE THREAD IN SEWING MACHINE	1114	78X	SBUTC01	125
CHANGE TOOL AND REPOSITION,TAILSTOCK	893	604	SENTC01	66
CHANGE TOOL HOLDER ON QUICK CHANGE TOOL POST	387	604	MENTC01	47
CHANGE TOOL IN QUICK CHANGE CHUCK,JIG BORE	287	606	MENTC03	83
CHANGE TOOL IN SLEEVE,JIG BORE	406	606	MENTC02	83
CHANGE TOOL IN SPINDLE,JIG BORE	826	606	MENTC01	83
CHANGE TOOL IN SQUARE TURRET	132	604	MSUTC01	70
CHANGE TRAVEL SPINDLE DIRECTION	317	605	MSUCS01	78
CHANGE TUNGSTEN ELECTRODE IN TORCH	380	81X	NJPEC01	35
CHANGE VERTICAL	VARIABLE	U	BMVCXX	7
CHANGE WELDING ROE IN ELECTRODE HOLDER	VARIABLE	81X	NJPRCXX	35
CHANGE WELDING ROD IN ELECTRODE HOLDER	354	810	SJPRC01	39
CHARGE ARMATURE MAGNET	6440	721	SITMC01	98
CHASE EXTERNAL THREAD	TABLE	70X	TTLTCXX	17
CHECK ALIGNMENT WITH LEVEL	120	U	BGMAC02	19
CHECK ALIGNMENT WITH STRAIGHTEDGE	103	U	BGMAC01	19
CHECK ARMATURE AND STRAIGHTEN	8160	721	SITAC02	98
CHECK ARMATURE CONCENTRICITY WITH DIAL INDICATOR	VARIABLE	721	SITCCXX	98
CHECK ARMATURE END PLAY	6310	721	SITEC01	98
CHECK ARMATURE WITH GRUHLER	685	721	SITAC01	97
CHECK BATTERY WATER LEVEL,12 VOLT WATER TYPE BATTERY WITH SIX CELLS	561	U	NITBC01	29
CHECK CABLE CONTINUITY,PIN TO PIN	1410	728	SITCM01	101
CHECK CARD DECK BY RIPPLING	160	813	NKPOC01	41
CHECK CARGO IDENTITY	1019	922	NIDCC01	110
CHECK COIL SPRING AND GAUGE TENSION WITH A COMPRESSION GAUGE	168	62X	NITBC01	57
CHECK COMBINATION SQUARE PART	VARIABLE	60X	BGMSCXX	17
CHECK CONTINUITY	VARIABLE	72X	SITCCXX	64
CHECK DOOR FRAME FOR VERTICAL ALIGNMENT WITH LEVEL	1041	86X	SITFC01	56
CHECK FUEL DELIVERY AND ADJUST,SIMMONDS FUEL INJECTION PUMP	VARIABLE	620	SITDCXX	101
CHECK FUEL DELIVERY AND ADJUST,AMERICAN BOSCH,PSB-6A FUEL INJECTION PUMP	27130	620	SITC003	100

DEFENSE WORK MEASUREMENT STANDARD TIME DATA
VERB/NOUN INDEX

OPERATION/ELEMENT DESCRIPTION	TMU VALUE	OCCUPATION	DOWNSTOP ELEMENT	PAGE
CHECK FUEL DELIVERY AND ADJUST, AMERICAN BOSCH P58-1287 FUEL INJECTION PUMP	VARIABLE	620	SITCDXX	100
CHECK GENERATOR AND/OR VOLTAGE REGULATOR WITH LOW VOLTAGE CIRCUIT TESTER	VARIABLE	620	KITCXX	107
CHECK HOLE FOR SIZE WITH PLUG/GAUGE-ONLY NO GO END(GO/NO-GO GAUGE)	27	U	SITPG02	28
CHECK IGNITION COIL ON TEST BENCH	11740	620	SITCC05	100
CHECK IGNITION COIL ON VEHICLE(COMMERCIAL)	13768	620	SITCC04	100
CHECK IGNITION COIL ON VEHICLE(MILITARY)	VARIABLE	620	SITCXX	59
CHECK INSULATION WITH PORTABLE TESTER AND VARIAC	813	72X	SITIC01	67
CHECK MATERIAL AGAINST MANIFEST	588	929	NSHMC01	223
CHECK MICROMETER ACCURACY WITH PIN GAUGE	213	60X	NITMC01	19
CHECK MOTOR BEARINGS FIT TO CAP AND HOUSING	VARIABLE	721	NITBCXX	97
CHECK MALL SYNCHRO VOLTAGE	3430	72X	SITVC03	69
CHECK OUT DIAMETER WITH PRE-SET SPRING CALIPER	211	U	SITCU08	26
CHECK PALLET CONFIGURATION	1648	920	NSHCP01	10
CHECK PART FOR WARPAGE WITH 18-INCH SCALE	143	61X	NSHCP01	34
CHECK PART WITH MICROMETER AFTER CHANGE SETTING (BIT-MU-03)	22	U	SITMU04	28
CHECK PART WITH MICROMETER(CHANGE SETTING BIT-MU-03, NOT NECESSARY)	74	U	SITMU05	28
CHECK PART WITH SQUARE OR PROTRACTOR	194	60X	NITPC01	19
CHECK PLUG GAUGE FOR SIZE AND DEPTH	34	U	SITPG03	28
CHECK PLUG GAUGE HOLE FOR SIZE ONLY WITH GO END(GO/NO-GO GAUGE)	31	U	SITPG01	28
CHECK RESISTANCE VOLTAGE	1080	72X	SITVC04	69
CHECK SMALL MOTOR BEARING FIT TO HOUSING (BOTH ENDS)	621	721	NITBC03	97
CHECK SPEEDOMETER ON SPEEDOMETER TEST MACHINE	VARIABLE	620	KITBCXX	106
CHECK SPRING TENSION	VARIABLE	620	NITTCXX	99
CHECK UNIT BALANCE, SISHOLT MODELS 34V9107, S. UJP AND BEAR 48082	6130	710	SITUC01	42
CHECK UNIT BALANCE, MICRO-NANIC MODEL EV-2	4160	710	SITUC02	42
CHECK VOLTAGE STANDING WAVE RATIO	VARIABLE	72X	NITVCXX	64
CHECK VOLTAGE/RESISTANCE	VARIABLE	72X	SITVCXX	68
CHIP BRICK OUT WITH CHISEL AND HAMMER, PER CUBIC INCH	190	861	NITLCO1	64
CHIP CONCRETE WITH CHISEL AND HAMMER, SEVEN CUBIC INCHES	3699	844	NITLCC01	64
CHIP SLAG WITH CHIPPING HAMMER, CHISEL AND BRUSH	VARIABLE	81X	NITLSCXX	33
CHUCK ADDITIONAL PART IN SCROLL CHUCK OR IN A CUSHMAN COLLET CHUCK	640	604	NSHPC02	48

DEFENSE WORK MEASUREMENT STANDARD TIME DATA
 VERB/NOUM INDEX

OPERATION/ELEMENT DESCRIPTION	TMU VALUE	OCCUPATION	CHWSTOP ELEMENT
CHUCK FIRST PART IN SCROLL CHUCK OR IN A LUBRINAN COLLET CHUCK	1000	600	MEMPC01
CHUCK NON SYMMETRICAL PART IN 4 JAW CHUCK	22039	60X	MEMPC01
CHUCK SYMMETRICAL PART IN 4 JAW CHUCK, ADDITIONAL PART	2014	60X	MEMPC01
CHUCK SYMMETRICAL PART IN 4 JAW CHUCK	0907	60X	MSUPC02
CIRCLE DUT	55	701	HLDDC01
CLAMP COMPRESSPC GAS CYLINDER IN VISE	750	540	MVSCC01
CLAMP HEAT SINK TO AND REMOVE FROM WIRE	179	72X	MUMSC01
CLAMP STOP ON RADIAL CIRCULAR SAW BED OR TABLE	370	647	MSUSC01
CLAMP STRAIGHTEDGE TO PART WITH THREE C- CLAMPS	994	U	SJPS001
CLAMP WIRE BUNDLE TO BULKHEAD	1274	825	SCPWC01
CLEAN CHIPS FROM TABLE	3109	600	SSUTC01
CLEAN AIRCRAFT CONTROL CABLE FITTING	480	709	SCLFC01
CLEAN AIRCRAFT LOADING SPOT	6700	929	SJPS001
CLEAN AIRCRAFT LOADING SPOT AFTER LOADING	VARIABLE	929	SJPS001
CLEAN AIRCRAFT/LOAD SPOT	CON/VAR	922	SJPS001
CLEAN AND INSPECT COMPONENT	VARIABLE	7XX	SITCCXX
CLEAN AREA WITH AIR TO NINE SQUARE INCHES	VARIABLE	U	MCLACXX
CLEAN BRADLEY BASIN	VARIABLE	301	MCLBCXX
CLEAN BRUSH IN SOLVENT, SMALL BRUSH	194	U	MCLBC01
CLEAN CHUCK WITH RAG, TO THREE SQUARE FEET	206	603	MCLCC02
CLEAN CHUCK WITH SQUEEGEE, TO THREE SQUARE FEET	212	603	MCLCC01
CLEAN COMMUTATOR STATOR AND ARMATURE WITH ERASER AND AIR	VARIABLE	721	SCLSCXX
CLEAN COMPONENT WITH BRUSH AND SOLVENT	VARIABLE	7XX	SCLCCXX
CLEAN COMPONENT WITH VACUUM	VARIABLE	599	SCLCCXX
CLEAN CONEX IN PREPARATION FOR LOADING	3792	920	MJPCC01
CLEAN CONTACTS WITH BRUSH	1734	72X	SCLCC01
CLEAN CORNER WITH AIR	VARIABLE	6XX	MCLCCXX
CLEAN CORNER WITH BRUSH (MOVE CHIPS ONE INCH)	VARIABLE	6XX	MCLCBXX
CLEAN DIAL WITH CLOTH	61	U	SCLDC01
CLEAN ELECTRICAL/EYELET TERMINAL	994	72X	SCLTC03
CLEAN FILE (TWO SIDES WITH BRUSH)	300	6XX	SCLFC01
CLEAN HANDS BY DIPPING IN FLUID CLEANER	420	U	MCLMC01
CLEAN HIGH PRESSURE HOLE	62	611	MCLMC02
CLEAN HOLE WITH ORANGEWOOD OR BOXWOOD STICK	VARIABLE	60X	MCLMCXX
CLEAN HOUSING AND WHEEL COVER WITH SCRAPER, LARGE WHEEL	994	603	SCLMC01

DEFENSE WORK MEASUREMENT STANDARD TIME DATA
VERB/NOUN INDEX

OPERATION/ELEMENT DESCRIPTION	TMU VALUE	OCCUP- ATION	DWNSDP ELEMENT	PAGE
CLEAN LEAD CABLE SHEATHING BY SCRAPING	336	821	MCLSC01	49
CLEAN LOADING SPOT AFTER LOADING	CON/VAR	929	KJPLCX1	204
CLEAN MACHINE TABLE CHIPS,BRUSH AND SCCC	387	60X	MCLTC01	12
CLEAN MEDIUM PART BEFORE INSTALLING	632	6XX	MCLCP01	1
CLEAN OBJECT PER STROKE	TABLE	U	TCLOCXX	12
CLEAN OBJECT WITH BRUSH AND SOLVENT	88	U	MCLOC03	10
CLEAN OBJECT WITH BRUSH,PER SQUARE FOOT	VARIABLE	U	MCLOCXX	10
CLEAN PART (BY HAND)WITH SOLVENT	TABLE	U	TCLPCXX	12
CLEAN PART AND AIR DRY	TABLE	803	TCLPCXX	8
CLEAN PART GROOVES/CONCAVE CORNERS ONLY	301	60X	MCLPC01	12
CLEAN PART IN ULTRASONIC CLEANING VAT	6991	803	SCLPC03	12
CLEAN PART OR BASKET OF PARTS AND DRY- SPRAY BOOTH	3483	803	SCLPC04	12
CLEAN PART WITH AIR	VARIABLE	U	MCLPCXX	11
CLEAN PART WITH PRESSURE SPRAY OF CLEANING AGENT	1800	899	SCLPC07	19
CLEAN PART WITH RAG	VARIABLE	U	SCLPCXX	6
CLEAN PART WITH SOLVENT IN SPRAY BOOTH	3634	803	SCLPC01	11
CLEAN PART WITH SOLVENT AND BRUSH	VARIABLE	599	SCLPCXX	14
CLEAN PICTURE 18X18 INCHES	VARIABLE	381	MCLPCXX	11
CLEAN PLATE(1/2),WITH BRUSH	139	910	MCLPC01	2
CLEAN RADIATOR 48X10X30 INCHES	VARIABLE	381	MCLRCXX	11
CLEAN RESIN MIXING CUP	1026	784	SCLCC01	117
CLEAN ROTARY SWITCH WITH SPRAY	VARIABLE	72X	SCLSCXX	43
CLEAN SAND URN WITH 7 1/4 INCH STRAINER SCOOP	212	381	SCLUC01	13
CLEAN SEALING BAND AND REMOVE FROM INSTRUMENT	VARIABLE	710	SDABCXX	30
CLEAN SHAFT CENTERS AND LUBRICATE	466	60X	SCLCC01	13
CLEAN SHAVINGS FROM ONE LETTER WITH SCRIBE (PLASTIC MATERIAL)	87	704	MCLSC01	17
CLEAN SIRE LEAD AND PREPARE END FOR REINSTALLATION(STRANDED WIRE)	VARIABLE	72X	SWHLCXX	83
CLEAN SLOTS WITH CHIP PUSHER	873	60X	MCLCS01	12
CLEAN SOLDERING IRON BY SHAKING	44	U	MCLIC01	10
CLEAN SPARK PLUG,TEST AND GAP	VARIABLE	620	KITPCXX	108
CLEAN SPOT ON FLAT OR IRREGULAR SURFACE WITH PICK AND AIR	VARIABLE	U	SCLCSXX	13
CLEAN SPOT OR SQUARE INCH WITH HAND DRILL AND WIRE BRUSH OR CROCUS CLOTH,ETC.ON ROD	378	6XX	MCLCS03	1
CLEAN SPOT WITH HAND BRUSH	73	6XX	MCLCS01	1
CLEAN SPOT WITH HAND DRILL AND WIRE BRUSH, CROCUS CLOTH,EMERY CLOTH,ETC.PROCESS TIME	237	6XX	MCLCS02	1

DEFENSE WORK MEASUREMENT STANDARD TIME DATA
 VERB/NOUN INDEX

OPERATION/ELEMENT DESCRIPTION	TMU VALUE	OCCUPATION	DOWNSTOP ELEMENT	PAGE
CLEAN STAIRS,EIGHT STEPS	VARIABLE	391	NCLSCXX	11
CLEAN SURFACE WITH AIR	160	U	ECLSC06	9
CLEAN SURFACE WITH BRUSH MEDIUM RESISTANCE	VARIABLE	U	NCLSCXX	11
CLEAN SURFACE WITH SANDPAPER	1584	U	NCLSC03	11
CLEAN SURFACE WITH SCRAPER		U	ECLSCXX	9
CLEAN SURFACE WITH SOLVENT AND CLOTH	VARIABLE	U	SCLSCXX	13
CLEAN SURFACE WITH WET CLOTH PER SQUARE FOOT	VARIABLE	6XX	NCLSCXX	2
CLEAN SURFACE WITH WIRE BRUSH,EMERY CLOTH AND RAG-PER FOUR LINEAR INCHES	334	U	NCLSC04	11
CLEAN SURFACE WITH WIRE BRUSH	476	U	ECLSC05	9
CLEAN T-SLOTS WITH SCRAPER AND BRUSH, RADIAL DRILL PRESS	6432	606	NCLTC01	81
CLEAN TABLE TO REMOVE CHIPS,DUST,OR DIRT	VARIABLE	6XX	NCLTCXX	2
CLEAN TERMINAL-FIRST OR SINGLE PIN/POST/EYELET WITH SOLDERING IRON AND VACUUM (SOLDER SUCKER)	VARIABLE	72X	SCLTCXX	44
CLEAN TIP WITH EMERY CLOTH WRAPPED AROUND FILE,SPOT WELDER	224	81X	NCLTC03	34
CLEAN TIP WITH SANDPAPER,WELDING GUN	VARIABLE	81X	NCLTCXX	34
CLEAN TOOL AND LUBRICATE	339	60X	NCLCT01	12
CLEAN TOUCH TIP HOLES	781	811	NCLMC01	40
CLEAN ULTRASONIC PARTS	6235	503	SCLPC02	12
CLEAN UP AIRCRAFT LOADING SPOT	9999	929	SJPSC02	180
CLEAN WHEEL HOUSING WITH SCRAPER,SMALL WHEEL	476	603	ECLMC02	25
CLEAR AEROSOL PAINT SPRAY CAN NOZZLE	67	U	NPTNC01	76
CLEAR MACHINE	VARIABLE	216	PCANCX	46
CLIMB AND DESCEND LADDER(EXTENSION)	VARIABLE	U	NBMCLXX	7
CLIMB BOXCAR LADDER FROM DOCK TO GROUND	168	929	NBMLC02	170
CLIMB BOXCAR LADDER FROM GROUND TO DOCK	195	929	NBMLC01	170
CLIMB OUT OF LARGE ARMORED TANK	VARIABLE	929	NBMTCXX	171
CLIMB POLE FROM LOWER TO UPPER CROSSARM	686	821	NBMCP02	48
CLIMB POLE TO LOWER CROSSARM,APPROXIMATELY 30 FEET	1613	821	NBMCP01	48
CLIMB UP AND DOWN ONE RUNG OR STEP OF VERTICAL LADDER	VARIABLE	U	NBMCLXX	7
CLIMB ON TO AND OFF OF PLATFORM TO GROUND LEVEL(RAIL CAR OR TRUCK BED)	438	929	NBMPC01	170
CLOSE AND LOCK LATCH LOCK	VARIABLE	U	NMFLCXX	61
CLOSE AND SEAL CARTON	TABLE	920	TPKCCXX	31
CLOSE AND SEAL CONEX	1814	920	MPKCC02	18
CLOSE AND SEAL CONTAINER(RIGID METAL)	1434	920	MPKRC01	27
CLOSE AND TAPE CAN(FIBER)	292	920	MPKTC02	20

DEFENSE WORK MEASUREMENT STANDARD TIME DATA
VERB/NOUN INDEX

OPERATION/ELEMENT DESCRIPTION	TMU VALUE	OCCUP- ATION	DOWNSTOP ELEMENT	PAGE
CLOSE BINDER TECHNICAL ORDER TYPE WITH RING AND CENTER POST LOCKING MECHANISM	143	209	MPFBC02	22
CLOSE BINDER 2 POST LEDGER TYPE WITH BUTTON TYPE LATCH MECHANISM	115	209	MPFBC06	22
CLOSE BINDER, 2 POST LEDGER TYPE WITH THUMB ACTUATED LATCH BAR MECHANISM	118	209	MPFBC05	22
CLOSE BINDER, 2 POST LEDGER TYPE WITH KEY LOCKING MECHANISM	189	209	MPFBC04	22
CLOSE BINDER, 2-3 RING LOOSE LEAF TYPE	30	209	MPFBC01	22
CLOSE BINDER, 4 POST TYPE WITH SCREW AND LEVER LATCH MECHANISM	217	209	MPFBC03	22
CLOSE BLOWPIPE OXYGEN AND ACETYLENE VALVES	VARIABLE	811	MACVOXX	40
CLOSE BOXCAR DOOR SINGLE AND DOUBLE (ONE SIDE)	VARIABLE	929	MJPDCCX	173
CLOSE CABINET, 2000R STORAGE, WITH BOTH HANDS EMPTY, OR WITH ONE HAND HOLDING OBJECT WEIGHING LESS THAN 2.5 LBS.	66	209	MOGCC01	20
CLOSE COLLEY	VARIABLE	60X	MEMCQXX	14
CLOSE COVER, CARRIAGE-CONTROL TAPER (ISM ACCY MACHINE)-CLOSE CARRIAGE COVER	33	213	MOGCC01	32
CLOSE CRATE (WIRESOUND) FRONT AND BACK	267	920	MPKCC01	16
CLOSE DESK DRAWER ALL SIDES AND CENTER	VARIABLE	209	MOGDCXX	20
CLOSE FASTENER 2-3/4 INCH ACCO TYPE WITH OUT LOCKSTRAP AND PRONGS BENT CUTWARD	30	209	MPFFC01	24
CLOSE FASTENER, 2-3/4 OR 3-1/2 INCH ACCO TYPE WITH LOCKSTRAP AND WITH OR WITHOUT OVERLAPPING PRONGS	182	209	MPFFC02	24
CLOSE HINGED COVER	VARIABLE	7XX	MOHCCXX	8
CLOSE INSECTICIDE SPRAYER	391	389	MJPBC01	16
CLOSE JAR, LID SCREWED ON HAND TIGHT	109	U	MPKJC01	73
CLOSE JAR, SCREW TYPE LID	62	U	MPKJC01	71
CLOSE LATCH ON HANDLE OF GUILLOTINE PAPER CUTTER	31	209	MPLC01	29
CLOSE LID, PRY OPEN TYPE CAN TO 6 INCHES DIAMETER	306	U	MPKLC01	73
CLOSE LOG-SINGLE AXLE ARTILLERY COMPARTMENT	134	929	MOHCO01	212
CLOSE PLASTIC CONTAINER, SNAP-ON LID	VARIABLE	U	MPKCCXX	70
CLOSE POLY BAG WITH PAPER CLIP (DOCUMENT OR CARD INSIDE)	111	920	MPKBC01	16
CLOSE SPIGOT LEVER TYPE	38	699	MLUS001	120
CLOSE UP VENETIAN BLIND	1016	739	SOHBC01	115
CLOSE VISE GRIP PLIERS ON OBJECT AND OPEN TO REMOVE	65	U	BTLPCC03	85
COAT METAL SURFACE AND RINSE	670	505	SSTBC01	16
CODE AVIDNIC CABLE WIRE	VARIABLE	728	SWMCCXX	110
COIL WIRE BUNDLE AND TIE	VARIABLE	82X	SNFCCXX	44

DEFENSE WORK MEASUREMENT STANDARD TIME DATA
VERB/NOUIN INDEX

OPERATION/ELEMENT DESCRIPTION	TNU VALUE	OCCUPATION	UNSTOP ELEMENT	PAGE
CONNECT HOIST MOTION MANUALLY	VARIABLE	921	BNNHCXX	62
COMPARE 4 CARDS	42	213	NBNCH13	33
COMPLETE AND OVERWRAP CARTON (INTERIOR)	2150	920	SPKCC01	37
COMPLETE MAGAZINE DATA CARD (RECEIVING)	3068	222	SWRCC01	50
COMPLETE MAGAZINE DATA CARD (SHIPPING)	1576	222	SWRCC02	50
COMPLETE PLANOGRAPH	2752	222	SLOPC01	50
COMPUTE CUBE USING SLIDE RULE TYPE COMPUTER	245	929	MCACC01	171
CONNECT AND DISCONNECT AIR HOSE, THREADED CONNECTION	693	6XX	NJPHC02	4
CONNECT AND DISCONNECT AIR HOSE, QUICK ACTING CONNECTION	197	6XX	NJPHC01	4
CONNECT AND DISCONNECT AIR HOSE	VARIABLE	U	NJPHCXX	38
CONNECT AND DISCONNECT CONNECTOR	VARIABLE	72X	NDACDXX	45
CONNECT AND DISCONNECT ELECTRIC CORD	VARIABLE	U	NJPCXX	35
CONNECT AND DISCONNECT TCOILS TC/FROM PNEUMATIC SOURCE	VARIABLE	6XX	HTPTCXX	11
CONNECT CABLE (ELECTRICALS) TO TRAILER	229	904	NJPCC01	1
CONNECT CANNON PLUG	645	7XX	SDAPC01	3
CONNECT COMPRESSED GAS-EMPTY CYLINDER TO VACUUM MACHINE	1537	549	MCLCC01	16
CONNECT ELECTRIC PLATING LEAD TO ANODE	268	500	SJPLC01	5
CONNECT ELECTRODE HOLDER CABLE TO ARC WELDER	546	81X	NJPCC01	34
CONNECT HOSE (AIR BRAKE) TO TRAILER	561	904	NJPHC01	1
CONNECT JONES PLUG	989	7XX	SDAPC02	3
CONNECT ONE END COAXIAL CABLE TO THREADED FITTING	485	72X	SDACC01	46
CONNECT SWITCH WIRES AND INSTALL	VARIABLE	72X	SDASCXX	60
CONNECT TERMINAL LUG TO SWITCH	64	82X	NDALC01	43
CONNECT WIRE TO PIN WITH SOLDER	VARIABLE	72X	SWHCXX	89
CONSOLIDATE AND STRAP MATERIAL ON PALLET-UNITS FOR EXPORT/IMPORT	CON/VAR	920	KPKMCX2	47
CONSOLIDATE MATERIAL IN TRIPLE-WALL BOX-UNITS FOR EXPORT/IMPORT	CON/VAR	920	KPKMCX3	47
CONSOLIDATE MATERIAL ON PALLET-UNITS FOR IMPORT/EXPORT	CON/VAR	920	KPKMCX1	47
CONSOLIDATE MATERIAL (PACK) IN WOOD BOX-UNITS FOR EXPORT/IMPORT	CON/VAR	920	KPKMCX4	48
CONTINUOUS TYPING, DEPRESS KEY AND HOLD FOR 1 INCH OF TYPE, WITH FINAL POSITIONING BY 3 REPEATED DEPRESSIONS	VARIABLE	203	HTYTCXX	4
CONVERSATION-TELEPHONE TIME	VARIABLE	209	BOSTCXX	14
COPY ADDITIONAL SHEET FROM SINGLE SHEET ORIGINAL, VERIFAX MODEL 3	268	207	MRPBC07	13

DEFENSE WORK MEASUREMENT STANDARD TIME DATA
VERB/NOUN INDEX

OPERATION/ELEMENT DESCRIPTION	TMU VALUE	OCCUP- ATION	DWSTDP ELEMENT	PAGE
COPY INGLE SHEET FROM ORIGINAL, 3M THERMO- FAX SECRETARY MODEL	183	207	MRPSC05	13
COPY NUMBER/DIGIT MANUALLY	VARIABLE	209	MOGNCXX	21
COPY SHEET SINGLE ORIGINAL ON 3M AUTOMATIC DRY PHOTO-COPIER MODEL 206-MULTIPLE COPIES	74	207	MRPSC03	12
COPY SHEET, SINGLE BOUND ORIGINAL PHOTO- COPIER 3M MODEL 200 DRY COPIER	456	207	MRPSC04	12
COPY SHEET, SINGLE ORIGINAL ON 3M AUTOMATIC DRY PHOTO-COPIER, MODEL 209-SINGLE COPY ONLY	336	207	MRPSC02	12
COPY SHEET, SINGLE, ORIGINAL-ONE COPY-APRCO MODEL 171	738	207	MRPSC01	12
COPY SINGLE SHEET ORIGINAL, BOTH SIDES, 14 INCH FIRST COPY-COLD MACHINE, XEROX 914 COPIER	1994	207	MRPSC13	14
COPY SINGLE SHEET-11 INCH SHEET, XEROX 914 COPIER	1670	207	MRPSC08	13
COPY SINGLE SHEET-14 INCH SHEET, XEROX 914 COPIER	1702	207	MRPSC09	13
COPY SINGLE SHEET, ORIGINAL, ONE SIDE, 11 INCH COPY AND MACHINE WARM, XEROX 914 COPIER	1029	207	MRPSC10	13
COPY SINGLE SHEET, ORIGINAL, BOTH SIDES, 11 INCH SHEET, WARM MACHINE, XEROX 914 COPIER	1321	207	MRPSC14	14
COPY SINGLE SHEET, ORIGINAL BOTH SIDES, 11 INCH FIRST COPY-COLD MACHINE, XEROX 914 COPIER	1962	207	MRPSC12	14
COPY SINGLE SHEET, ORIGINAL, ONE SIDE, 14 INCH COPY AND MACHINE WARM, XEROX 914 COPIER	1061	207	MRPSC11	14
COPY SINGLE SHEET, ORIGINAL, BOTH SIDES, 14 SHEET, WARM MACHINE XEROX 914 COPIER	1363	207	MRPSC15	14
COPY SINGLE/FIRST COPY SHEET, VERIFAX MODEL 3	1314	207	MRPSC06	13
COUNT LINE ITEMS, NUMBER ON A SHEET	VARIABLE	922	MRDLCXX	145
COUNTERBORE HOLE IN ALUMINUM	TABLE	7XX	STPMCXX	14
COUNTERSINK HOLE IN PLASTIC	VARIABLE	754	STPMCXX	123
COUNTERSINK HOLE OR DEBURR, 1/16 INCH DEPTH AND TO 5/8 INCH DIAMETER, ALUMINUM MATERIAL	VARIABLE	U	MTPMCXX	105
COUNTERSINK MATERIAL (MICRO)	TABLE	7XX	STPMCXX	16
COVER STOLON WITH SOIL USING HAND AS SCOOP, PER LINEAR FOOT	220	407	NOHSC01	1
CRANK SUPPORT ARM IN OR OUT TO 12 INC.ES. PELLING MACHINE	206	606	NSUAC01	76
CRANK WITH CRANKING MOTIONS	TABLE	U	TACCCXX	4
CRIMP SEAL TO STRAPPING	147	920	NTLSC06	55
CRIMP TERMINAL LUG TO WIRE END	352	72X	MWMLC01	75
CRIMP TERMINAL LUG TO WIRE	83	82X	NTLLC01	46
CROSSPEED GRINDING WHEEL TO AND FROM WORK, CYLINDRICAL GRINDER	VARIABLE	603	MENWCXX	30
CUT ALUMINUM WITH COMPOUND LEVER SHIPS, PER LINEAR INCH	VARIABLE	80X	STLACXX	6

DEFENSE WORK MEASUREMENT STANDARD TIME DATA
VERB/NOUN INDEX

OPERATION/ELEMENT DESCRIPTION	TNU VALUE	OCCUPATION	CUMSTDP ELEMENT	PAGE
CUT ALUMINUM WITH DISC, ROUTER OR SIMILAR-MOUNTED IN PNEUMATIC GUN, PROCESS TIME	1991	807	BPTAC01	25
CUT ALUMINUM WITH JEWELER'S OR SKIN SAW.	VARIABLE	807	STLASXX	32
CUT ALUMINUM WITH SAW MOUNTED IN PNEUMATIC GUN STARTS-WITH SAW IN POSITION FOR CUTTING	1985	807	BPTAC02	25
CUT AND APPLY STENCIL TO AMMUNITION PACK	CON/VAR	920	SIDSCX1	12
CUT AND ASIDE STRAP	VARIABLE	920	MTLSCXX	88
CUT AWAY DAMAGED AREA ALUMINUM ALLOY TO .064 INCH THICKNESS, RECTANGULAR AREA	VARIABLE	807	STLCAXX	32
CUT AWAY DAMAGED AREA, ALUMINUM ALLOY TO .064 INCH THICKNESS, CIRCULAR AREA	VARIABLE	807	STLACXX	31
CUT SAND SAW BLADE WITH HAND METAL SHEARS	148	607	MEMBC01	87
CUT BANDING ON REEL OF WIRE, CABLE OR SIMILAR	253	82X	MTLBC01	45
CUT BOLT WITH BOLT CUTTER	250	62X	MTLBC01	98
CUT BONDING CABLE (PER CUT)	1004	728	SMWCC01	108
CUT CLOTH MATERIAL WITH SCISSORS	VARIABLE	U	MTLNCXX	90
CUT CLOTH PATCH AND TRIM	VARIABLE	781	SPAPCXX	127
CUT CLOTH WITH SCISSORS	613	781	MTLCC01	128
CUT COAXIAL CABLE AND TERMINATE	2066	72X	SMWCC01	78
CUT COAXIAL PLUG FROM CABLE	VARIABLE	82X	STLPCXX	47
CUT COLLAR FROM DRAW TYPE SHEAR PIN	VARIABLE	807	SMPCXX	14
CUT CORD WITH SCISSORS	131	920	MTLCC01	84
CUT ELECTRIC STENCIL	VARIABLE	U	MTLBCXX	90
CUT FILM FOR SPLICING	243	976	MTLPC01	225
CUT FURROW WITH HOE, 4" WIDE, 3" DEEP, 10" LONG	2821	407	MTLPC01	3
CUT HOLE IN ALUMINUM TO .064 INCH THICKNESS CIRCULAR ACCESS HOLE	VARIABLE	807	SPANCXX	14
CUT HOLE IN ALUMINUM TO .064 INCH THICKNESS	VARIABLE	807	SPACMXX	13
CUT HOLE IN CARDBOARD CONTAINER WITH KNIFE	85	82X	MTLNC01	48
CUT HOLES IN RUBBER SEAL WITH DRILL	VARIABLE	78X	STPNCXX	117
CUT MONEY/CMB AT DAMAGED AREA-APPROX. SIZE	VARIABLE	754	MTLNCXX	123
CUT LABEL TO LENGTH, DYMO TAPE WRITER	204	209	MIDL001	17
CUT MANUAL STENCIL	VARIABLE	U	MTLBNXX	90
CUT MATERIAL ALONG STRAIGHT EDGES WITH KNIFE	VARIABLE	U	STLNCXX	84
CUT MATERIAL WITH MACHINE (PER INCH)	VARIABLE	781	MTLNCXX	129
CUT MATERIAL WITH POWER HACKSAW PER SQUARE INCH OF STAINLESS STEEL OR TOOL STEEL	2381	607	MNTMC01	89
CUT MATERIAL WITH POWER HACKSAW PER SQUARE INCH OF NON-FERROUS MATERIAL	601	607	MNTMC03	98
CUT MATERIAL WITH POWER HACKSAW PER SQUARE INCH OF MILD STEEL OR CAST IRON	1667	607	MNTMC02	89

EXPENSE WORK MEASUREMENT STANDARD TIME DATA
VERB/NOUN INDEX

OPERATION/ELEMENT DESCRIPTION	TMU VALUE	OCCUP- ATION	DNSTOP ELEMENT	PAGE
CUT MATERIAL WITH UPHOLSTERY SHEARS	33	786	NTLMC01	127
CUT MATERIAL (CUSHIONING) WITH POWER CUTTER	VARIABLE	920	NTPMCXX	58
CUT METAL WITH SNIPS, PER INCH, SHEET METAL	VARIABLE	80X	STLMCXX	7
CUT MOULDING ON MOULDING CUTTER	195	669	MEUMC01	116
CUT NEW HONEYCOMB TO FINISHED SIZE	VARIABLE	754	NTLCHXX	122
CUT NYLON STRAP TO LENGTH	VARIABLE	739	STP3CXX	116
CUT OFF ENGINE LATHE	TABLE	604	TEMLCXX	50
CUT OFF EXCESS SAFETY WIRE AND BEND END OVER TWISTED SINGLE STRAND TO .0625 INCH DIAMETER	94	U	MNPMC01	85
CUT OFF MORTAR JOINT WITH TROWEL, BOTTOM AND ONE ENC. THREE BRICKS	246	861	NTLJC01	64
CUT OFF MORTAR JOINT WITH TROWEL, BOTTOM AND ONE ENC. ONE BRICK	117	861	NTLJC02	64
CUT OFF TUBING WITH HAND CUTTER	VARIABLE	862	NTLTCXX	62
CUT ONE PIECE OF BEADING ON BEADING CUTTER	79	669	MEUMC01	116
CUT ONE SQUARE FOOT OF SOD IN 1 1/2 INCH STRIPS WITH CANE KNIFE	2405	407	STL8C01	3
CUT PACKAGE (FIBERBOARD OR BLISTER)	162	620	MNPMC01	26
CUT PAPER (PACKING) WITH SHEARS	VARIABLE	920	NTLPCXX	84
CUT PIECE OF PLASTIC TAPE FROM ROLL	VARIABLE	U	SNPTCXX	61
CUT PIPE COVER WITH HACK SAW	VARIABLE	862	NTLCCXX	68
CUT PIPE WITH PIPE CUTTER	3630	862	NTLPC01	68
CUT RIVET PROTRUDING HEAD WITH RIVET GUN AND CHISEL	VARIABLE	860	SNPCXX	8
CUT ROOFING FELT WITH KNIFE, PER LINEAR FOOT	VARIABLE	866	NTLPCXX	71
CUT SEAL AND REMOVE WITH SIDE CUTTERS	166	929	NTLSR01	224
CUT SHEET(S) ON 18X18 INCH GUILLOTINE TYPE PAPER CUTTER	VARIABLE	209	MNHCXX	29
CUT SHINGLE WITH SHINGLE CUTTER, ASBESTOS SHINGLE	146	863	NTL8C01	69
CUT STENCIL (ADDRESS AND IDENTIFICA- TION) FOR OVERSEAS PACK WITH MANUAL CUTTER	2781	920	STL8C11	57
CUT STENCIL FOR AMMUNITION PACK WITH ELECTRIC CUTTER	16990	920	STL8C12	58
CUT STENCIL PAPER ON PAPER CUTTER	VARIABLE	U	MJPCXX	39
CUT STENCIL WITH MANUAL OR ELECTRIC CUTTER	VARIABLE	920	STL8CXX	57
CUT STITCHES TO REMOVE (PER BOOT/SHOE)	VARIABLE	366	STL8XX	5
CUT STRAP	137	928	NTL8C05	58
CUT STRING AND OPEN BAG	158	U	MN8C01	74
CUT TAP OR DIE, ONE THREAD	VARIABLE	U	STLTDXX	86
CUT TAPE TO OPEN BOX, TAPE ON TWO SIDES AND MIDDLE OF BOX TOP	TABLE	U	TPKTCXX	74

DEFENSE WORK MEASUREMENT STANDARD TIME DATA
VERB/NOUN INDEX

OPERATION/ELEMENT DESCRIPTION	TMU VALUE	OCCUP- ATION	DUNSTOP ELEMENT
CUT TAPE WITH KNIFE TO OPEN PACKAGE, BOX ETC.	VARIABLE	U	SPKTCXX
CUT THREAD IN CONDUIT	343	82X	NTLTC01
CUT TUBING WITH HAND WELD TUBE CUTTER	690	U	NTLTC01
CUT TUBING WITH TUBING CUTTER	1288	82X	NTLTC01
CUT VENETIAN BLIND-FIRST SLAT TAPE	277	739	NTLTC01
CUT WIRE AND REMOVE	666	929	NTLWC01
CUT WIRE WITH DIAGONAL PLIERS	86	U	NTLWC01
CUT WITH SCISSORS OR SHEARS	VARIABLE	U	STLSSXX
CUT WRAP OR CUSHIONING AT TABLE	268	920	NTLWC01
CUT, CEMENT BAG OR SIMILAR USING TROWEL	660	861	NTLBC01
CUT, REMOVE AND TIE REEL/COIL MATERIAL	VARIABLE	922	MOHMCXX
CYCLE CARGO WITHIN PIT LCOF TO AID	1136	921	NMHCC01
DASH/UNDERLINE/ANY KEY TYPING, ELECTRIC TYPEWRITER	VARIABLE	203	ETVTCXX
DE-NET CARGO (PALLETIZED-463L)	16387	920	HPKCD01
DEBURR BLADE UP TO 22 INCH LAWNMOWER	174	639	STLBD01
DEGREASE COMPONENTS	VARIABLE	903	SCLCDXX
DEGREASE PART OR BASKET OF PARTS	4238	803	SCLPD01
DELETE ITEM ON WORK SHEET/DOCUMENT	108	209	NPHID01
DEMAGNETIZE ARMATURE MAGNET	6090	721	SITMO01
DEMAGNETIZE COMPONENT	388	709	SONCD01
DEMAGNETIZE OBJECT WITH COIL	VARIABLE	709	NITODXX
DEPRESS ADDING MACHINE OR CALCULATOR KEY	8	216	SCARD01
DEPRESS BAR OF 10 KEY ADDING OR CALCULATOR MACHINE	VARIABLE	216	SCABOXX
DEPRESS BUTTON (DOORBELL OR SIMILAR)	48	U	KACBD01
DEPRESS KEY	8	213	SKPKD01
DEPRESS KEY ENTER FIRST DIGIT ON MULTI- COLUMN KEYBOARD CALCULATOR	18	216	SCAKD03
DEPRESS KEY, CONTINUOUS TYPE PER STROKE	8	203	STYKD02
DEPRESS KEY, CONTINUOUS TYPE PER STROKE	4	203	STYKD01
DEPRESS KEY, ENTER ADDITIONAL DIGIT ON MACHINE	8	216	SCAKD04
DEPRESS KEY, 10 KEY ADDING OR CALCULATION MACHINE, USED 1 OR MORE HOURS PER DAY	3	216	SCAKD02
DEPRESS REGISTER KEY	69	213	SKPRD01
DESCEND FROM LOWER CROSSARM	8643	821	SBHPC01
DETACH DOCUMENT FROM ITEM AND UNROLL, DOCUMENT SECURED WITH RUBBER BAND	139	U	NPHOD01
DETACH ELECTRODE TIP FROM SPOTWELDER	184	81X	NJPTD02

DEFENSE WORK MEASUREMENT STANDARD TIME DATA
VERB/NOUN INDEX

OPERATION/ELEMENT DESCRIPTION	TNU VALUE	OCCUP- ATION	DWSTDP ELEMENT	PAGE
DETACH GEAR PULLER FROM GEAR	VARIABLE	6XX	MTLPDXX	9
DETACH HOIST(OVERHEAD) FROM ITEM	155	921	MMHMD01	65
DETACH MOUNTING-ELECTRONIC COMPONENT CLIP OR SOCKET (NUTS)	VARIABLE	72X	SDACDXX	46
DETACH PORTABLE RAMP FROM TRUCK OR TRAILER	8217	929	MMHMD01	208
DETACH TORCH TIP BY HAND	281	81X	NJPTD01	36
DETACH VENETIAN BLIND TILTING RAIL AND POSITION TO RECEIVE TAPES	227	739	SDARD01	112
DETERMINE DISTORTION	3620	726	SITD001	100
DETERMINE FREQUENCY	VARIABLE	72X	SITFDXX	66
DIAL AXIS INDICATOR, ONE LONGITUDINAL OR CROSS ON MILLING MACHINE	3848	608	MEMAD01	70
DIAL INDICATE AXIS, VERTICAL, ON MILLING MACHINE	12841	608	MEMAD02	71
DIAL TELEPHONE, ONE DIGIT	34	209	BOGTD01	19
DIG CHIPS FROM ONE LINEAR INCH OF GROOVE	VARIABLE	60X	MCLCDXX	12
DIMPLE HOLE (COLD AND HOT)	TABLE	800	TENH0XX	7
DIP BRUSH	62	U	SOPBD01	16
DIP CONTAINER	VARIABLE	920	MOPCDXX	9
DIP CORD/BELT/STRAP/ IN WAX	VARIABLE	739	SOPCDXX	112
DIP FIRE BRICK IN ADHESIVE	VARIABLE	861	MOH0XX	62
DIP ITEM IN MOLTEN COMPOUND (SINGLE DIP)	475	920	MOPID01	9
DIP OBJECT IN VISCOUS MATERIAL SUCH AS GREASE, REC LEAD OR SIMILAR	63	U	SOPOD01	17
DIP OBJECT WITH HOOK	199	699	MOPD01	118
DIP PART IN SOLUTION (PAINT REMOVER)	VARIABLE	599	SOPPDXX	20
DIP PART IN SOLVENT TO CLEAN, WEIGHT-LESS THAN 2.5 POUNDS	223	503	MOPPD01	13
DIP PART IN WAX TO MASK FOR PLATING	VARIABLE	50X	SJPPDXX	2
DIP PART TO CLEAN	VARIABLE	503	SCLDPXX	9
DIP PART TO CLEAN	1240	503	SCLDP03	10
DIP PARTS IN BASKET AFTER SONIC CLEAN	2023	503	SCLPD02	13
DIP VERY LARGE PART AND SPRAY WITH ZYGO SOLUTION	736	769	SITPD01	25
DISASSEMBLE COMPRESSED GAS CYLINDER (AUTOMATIC WRENCH/HAND WRENCH)	VARIABLE	549	SDACDXX	17
DISASSEMBLE CUTTOR (OR ARBOR) FROM ADAPTER	181	608	MSUCD01	77
DISASSEMBLE DIAL INDICATOR FROM MAGNETIC BASE	179	U	NJPID01	38
DISASSEMBLE DIAL INDICATOR FROM HEIGHT GAUGE	282	U	NJPID02	38
DISASSEMBLE INDICATOR FROM SURFACE GAUGE	87	60X	NJPID02	21
DISASSEMBLE INDICATOR FROM SWIVEL BAR	169	60X	NJPID01	21
DISASSEMBLE MOTOR (THREE SCREWS AND COVER)	4236	721	SDARD02	94

DEFENSE WORK MEASUREMENT STANDARD TIME DATA
VERB/NOUN INDEX

OPERATION/ELEMENT DESCRIPTION	TMU VALUE	OCCUPATION	CWNSTDP ELEMENT	PAGE
DISASSEMBLE MOTOR (TRU-ARC BING)	1796	721	SDAMD01	94
DISASSEMBLE NUT AND BOLT WHERE TWO WRENCHES ARE REQUIRED	534	6XX	MTLNA01	9
DISASSEMBLE PLUG	5105	72X	SDAP003	52
DISASSEMBLE RESOLVER MOTOR	5360	721	SDAMD03	94
DISASSEMBLE/ASSEMBLE ONE SOLDERED PIN PLUG	VARIABLE	72X	SDAPDXX	52
DISCONNECT CABLE FROM ELECTRIC TRANSPORTER BATTERY	256	922	MEMCC02	88
DISCONNECT CABLE FROM ELECTRIC FORKLIFT TRUCK BATTERY	173	922	MEMCC01	88
DISCONNECT CABLE (ELECTRICAL) FROM TRAILER	166	904	NJPCD01	1
DISCONNECT CANNON PLUG	564	7XX	SDAPD01	3
DISCONNECT COAXIAL CABLE/REMOVE FROM THREADED CONNECTOR/RECEPTACLE IN SET/UNIT	399	72X	SDACD03	46
DISCONNECT COAXIAL CABLE	61	72X	SDMCD01	71
DISCONNECT ELECTRIC POWER TOOL AND WIND CORD AROUND TOOL	240	U	MTPTD01	108
DISCONNECT HOSE (AIR BRAKE) FROM TRAILER	515	904	NJPHD01	1
DISCONNECT JONES PLUG	901	7XX	SDAPD02	3
DISCONNECT PULSE CABLE PLUG	420	7XX	SDAPD03	4
DISCONNECT SWITCH WIRES AND REMOVE	VARIABLE	72X	SDASDXX	60
DISCONNECT TOOL FROM EXTENSION CORD LYING FLOOR	578	86X	MTPTC01	59
DISCONNECT WIRE FROM FISHTAPE AFTER PULLING	192	82X	MTLWD01	46
DISENGAGE ARBOR SUPPORT FROM ONE ARM AND TURN TO REST ON ARM TO CLEAR CUTTER	127	605	MSUSD01	80
DISENGAGE BURSH-HOLDER, CONTROL TAPE (ISM ACCTG MACHINE)	25	213	MOHSD01	31
DISENGAGE OBJECT	VARIABLE	7XX	MOHODXX	9
DISENGAGE ONE OBJECT FROM ANOTHER OBJECT	VARIABLE	U	SELDXX	17
DISENGAGE OR ENGAGE FOOT PEDAL FEED, DC-ALL CONTOUR SAW	65	607	MEMPE01	68
DISENGAGE SELF-PROPELLING UNIT CONCRETE SAW	342	844	MTPE01	55
DISENGAGE SOCKET FROM ADAPTER AND REMOVE ADAPTER FROM HANDLE	62	U	STLSC01	65
DISMOUNT BOLT MATERIAL FROM DISPENSING RACK	2258	929	NJPHD01	175
DISPOSE OF RAILROAD CAR DOOR SHORING	VARIABLE	922	SRCSOXX	112
DISTRIBUTE BLOCKS/BRACES ON CARRIER	244	929	NJPHD01	172
DISTRIBUTE SPIKES	VARIABLE	910	MOHSDXX	4
DRAG TIE UNDER RAIL	204	910	SOHTD01	3
DRAIN PARTS (IN BASKET)	582	803	MCLPD01	7
DRAW LINE USING SQUARE	43	U	BLOLD01	43

**DEFENSE WORK MEASUREMENT STANDARD TIME DATA
VERS/MOJUN INDEX**

OPERATION/ELEMENT DESCRIPTION	TMU VALUE	OCCUP- ATION	DWSTOP ELEMENT	PAGE
DRESS BRASS ELECTRICAL CONDUIT AND FILE	3268	728	STPCD01	108
DRESS ELECTRODE-WELDER TIP	728	81X	MCLTD01	34
DRESS INTERNAL WHEEL	2458	603	NSUW001	41
DRESS NEW WHEEL TRUE UP AND OR SHAPE	6761	603	NSUW002	41
DRILL HOLE IN ALUMINUM(HAND OR ALL POWERED)	VARIABLE	7XX	STPH0XX	15
DRILL HOLE IN PLASTIC	TABLE	784	STPH0XX	123
DRILL HOLE IN STEEL(HAND DRILL-POWERED)	TABLE	7XX	STPH0XX	14
DRILL HOLE OR COUNTERSINK WITH DRILL PRESS	87	666	MEUW001	118
DRILL HOLE WITH ENGINE LATHE	TABLE	604	TEMLDXX	82
DRILL HOLE WITH SPIRAL DRILL,PER STROKE	23	860	MTLMD01	60
DRILL HOLE WITH SPIRAL DRILL(ONE INCH HOLE)	VARIABLE	860	STLCHXX	61
DRILL RIVET AND REMOVE,COUNTERSINK OR UNIVERSAL HEAD	VARIABLE	800	SNFR0XX	9
DRIVE BAR(CLAW) ON SPIKE WITH NAUL	VARIABLE	910	STLSDXX	5
DRIVE PIKE INTO POLE,APPROXIMATELY 20 FEET ABOVE GROUND	187	821	MTLPD01	50
DRIVE POLE STEP INTO POLE WITH HAMMER	609	821	STLSD01	81
DRIVE RIVET OUT WITH HAMMER AND PIN PUNCH, 2-MAN OPERATION	VARIABLE	800	SNFR0XX	8
DRIVE SPIKE WITH NAUL	67	910	STLSD01	6
DRIVE TACK IN PLACE	100	788	MNPTD01	126
DRY OBJECT WITH COMPRESSED AIR,UP TO 110 SQUARE INCH SURFACE AREA	816	6XX	MCLD001	1
DUMP CONTAINER PARTS	129	U	MOHCD01	63
DUMP CONTAINER PARTS	38	U	BOHCD01	62
DUMP DRY AGGREGATE MIXTURE INTO MIXER FROM	893	844	MACHD01	84
DUPLICATE CARD,80 COLUMNS	VARIABLE	213	MKPCDXX	40
DUPLICATE MACHINE TIME OR SKIP COLUMN(S)	VARIABLE	213	SKPNTXX	36
DUST BOOKCASE TOP,13X33 INCHES	189	381	MCLSD01	6
DUST BOOKCASE,WIDE GLASS DOORS WITH DAMP CLOTH,THREE SECTIONS	812	381	MCLSD02	7
DUST CABINET FOUR SIDES,TWO-DRAWER CARD FILING,16X18X18 INCHES	183	381	MCLCD01	7
DUST CABINET FRONT AND TWO SIDES,STORAGE, 36X18X78 INCHES	2097	381	MCLCD06	7
DUST CABINET FRONT,FOUR-DRAWER FILING,16X 52 INCHES	336	381	MCLCD03	7
DUST CABINET ONE SIDE,FOUR DRAWER FILING	416	381	MCLCD04	7
DUST CABINET TOP,FOUR DRAWER FILING, 16 X 52 INCHES	180	381	MCLCD05	7
DUST CABINET TOP,STORAGE 36X18X78 INCHES	432	381	MCLCD07	8
DUST CABINET TOP,TWO-DRAWER CARD FILING,16X 18 INCHES	132	381	MCLCD02	7

DEFENSE WORK MEASUREMENT STANDARD TIME DATA
VERB/HOUR INDEX

OPERATION/ELEMENT DESCRIPTION	TMU VALUE	OCCUP- ATION	DUMSTDP ELEMENT	PAGE
DUST CLOTHES RACK 51X20X78 INCHES	1130	381	NCLRD01	11
DUST CONVECTOR TOP AND THREE SIDES, 4X20X66 INCHES	848	381	NCLDC01	8
DUST DESK BACK, 60X30 INCHES	504	381	NCLDD03	9
DUST DESK ONE END, 34X30 INCHES	434	381	NCLDD02	9
DUST DESK TELEPHONE	12	381	NCLDT01	9
DUST DESK TOP, 60X34 INCHES	699	381	NCLDD01	8
DUST FRAME, BULLETIN BOARD, 39X60 INCHES	296	381	NCLPD01	9
DUST LOCKER, 21X18X78 INCHES	VARIABLE	381	NCLLDXX	10
DUST SOFA EXTERIOR SURFACES OF ARMRESTS, FRONT, AND LEGS, THREE-CUSHION LEATHER/VINYL COVERED SOFA	697	381	NCLSD01	11
DUST SOFA EXTERIOR SURFACE OF BACKREST, THREE-CUSHION LEATHER/VINYL COVERED SOFA	838	381	NCLSD03	11
DUST SOFA HORIZONTAL SURFACES AND INTERIOR OF BACKREST AND ARMRESTS, THREE-CUSHION LEATHER/VINYL COVERED SOFA	1088	381	NCLSD02	11
DUST TABLE, CONFERENCE OR SIMILAR	VARIABLE	381	NCLTDXX	12
DUST UPHOLSTERED ARMCHAIR HORIZONTAL SURFACES AND INTERIOR OF BACKREST AND ARM- RESTS	631	381	NCLAD02	5
DUST UPHOLSTERED ARMCHAIR FRONT AND EXTERIOR SURFACES OF BACKREST AND ARMRESTS	602	381	NCLAD01	5
ELECTRO-STAT COPIER MACHINE TIME, EXPOSURE AND PRINT OUT TIME	763	207	SRPHT09	11
EMPTY ASHTRAY DESK TYPE	66	381	NCLAE01	8
EMPTY ASHTRAY FLOOR STANC TYPE	184	381	NCLAE02	8
EMPTY ASPHALT FROM BUCKET TO "LO-BOY" CART	271	846	MOHAE01	71
EMPTY BARREL, TWO FEET DIAMETER BY THREE FEET HIGH	238	381	SCLBE02	13
EMPTY DUST BAG, UPRIGHT VACUUM CLEANER BAG	337	381	NJPBE01	13
EMPTY PENCIL SHARPENER	266	381	NCLBE01	12
EMPTY TRASH CONTAINER, BENNET CONTAINER, 18X16X33 INCHES	828	381	SCLCE01	13
EMPTY WASTEPAPER BASKET	326	381	SCLBE01	13
EMPTY WATER FROM MOP TRUCK	392	381	NJPWE01	14
ENGAGE AND DISENGAGE CRANK	VARIABLE	605	NACCEXX	70
ENGAGE AND DISENGAGE CROSSFEED CRANK ON MILLING MACHINE	82	605	NENCE02	71
ENGAGE AND DISENGAGE FEED OR SPINDLE CLUTCH	82	604	NENCE01	43
ENGAGE AND DISENGAGE ION ACCTS MACHINE PAPER BRAKE	VARIABLE	213	NOMPHXX	34
ENGAGE AND DISENGAGE LONGITUDINAL CRANK ON MILLING MACHINE	194	605	NENCE01	71
ENGAGE AND DISENGAGE RAPID CROSS FEED LEVER, CYLINDRICAL GRINDER	68	603	NENLE01	27

DEFENSE WORK MEASUREMENT STANDARD TIME DATA
VERB/NOUM INDEX

OPERATION/ELEMENT DESCRIPTION	TMU VALUE	OCCUPATION	DWSTOP ELEMENT	PAGE
ENGAGE AND DISENGAGE T HANDLE OR USE TO TURN OBJECT	VARIABLE	U	STLUMXX	67
ENGAGE AND DISENGAGE TAIL STOCK CENTER	VARIABLE	604	MEMCDXX	43
ENGAGE AND DISENGAGE VERTICAL CRANK ON MILLING MACHINE	164	605	MEMCE03	71
ENGAGE CLUTCH, POWER HACKSAW	125	607	MEMCE01	67
ENGAGE LEVER, RAPID TRAVEL AND FEED	123	605	MEMLE01	71
ENGAGE ON DISENGAGE LEVER	37	U	MACLE01	3
ENGAGE PLUG IN PART BY HAND	VARIABLE	72X	SOAPEXX	52
ENGAGE PUNCH TO MATERIAL	59	616	MEMPE01	93
ENGAGE RATCHET AND SOCKET TO PART AND DISENGAGE	26	U	STLWR01	67
ENGAGE TO START PLANE CUTTING MACHINE FEED AND TURN OFF	78	616	MACEPE01	41
ENGRAVE LETTER (PANTOGRAPH) IN METAL, BAKELITE OR PLASTIC	VARIABLE	704	HTPLEXX	19
ENTER DIGIT(S)	VARIABLE	216	MCACEXX	46
ENTER FIRST AND ADDITIONAL DIGITS IN DIVIDEND AND DIVISOR (MACHINE DIVISION)	TABLE	216	TCANDXX	47
ENTER OR EXIT SAND BLAST BOOTH	427	606	SJPBE01	5
ETCH PART (INITIAL)	6400	606	SOPPE01	5
EVACUATE AIR WITH VACUUM BAG (BARRIER)	VARIABLE	920	MPKBEXX	16
EXAMINE BRUSHES	VARIABLE	721	SITBEXX	98
EXAMINE CABLE VISUALLY FOR DEFECTS/DAMAGE	VARIABLE	728	SITCEXX	101
EXAMINE FIBERGLASS (HONEYCOMB-DAMAGED), SOUND AND MARK	2760	784	HITPE01	118
EXAMINE OBJECT SURFACE CONDITION VISUALLY WITH NAKED EYE	TABLE	U	TITOEXX	33
EXAMINE ROD VISUALLY WITH NAKED EYE	VARIABLE	U	SITREXX	29
EXAMINE WIRE VISUALLY, SAFETY TWISTED	VARIABLE	U	SITWEXX	29
EXPOSURE MACHINE TIME-XEROX COPIER	223	207	BRPMT14	11
EXPOSURE TIME PER DIAL SETTING, PHOTOCOPIER	29	207	BRPMT01	10
EXTEND OR RETRACT GUIDE HANDLES, CONCRETE SA	273	844	HTPHE01	54
FABRICATE DOUBLER OR FILLER, FLAT CIRCULAR	VARIABLE	807	SPADPXX	13
FABRICATE FILLER (OR DOUBLER), FLAT RECTANGULAR, TO .064 INCH THICK	VARIABLE	807	SPAPPXX	14
FACE ENGINE LATHE FINISH CUT	TABLE	604	TEMLFXX	56
FACE ENGINE LATHE ROUGH CUT	TABLE	604	TEMLRXX	57
FAN NEW CARDS	135	213	NDHCH11	33
PASTEN AND UNFASTEN LOCK NUT TO SIDE OF TOP AND BOTTOM CUTTER HEADS OF MOULDER	340	669	MEWNU01	117
PASTEN AND UNFASTEN SCARBELT	177	U	MEVBF01	19

DEFENSE WORK MEASUREMENT STANDARD TIME DATA
VERB/NOUN INDEX

OPERATION/ELEMENT DESCRIPTION	TMU VALUE	OCCUPATION	DWSTOP ELEMENT	PAGE
FASTEN FATIGUE JACKET AND FOLD	768	782	SPKJF01	131
FASTEN FATIGUE JACKET WITH SNAP(TWO PART)	39	782	MPKJF02	126
FASTEN FATIGUE JACKET WITH ZIPPER	88	782	MPKJF04	129
FASTEN/UNFASTEN TURNLOCK(DZUS,CAMLOCK,ETC.)	VARIABLE	U	MNPTFXX	54
FEED GRINDING WHEEL TO OR FROM WORK, FINE CROSS FEED WITH HANDWHEEL, CYLINDRICAL GRINDER	21	603	MSUMF02	41
FEED GRINDING WHEEL TO OR FROM WORK, RAPID CROSS FEED WITH HANDWHEEL, CYLINDRICAL GRINDER	462	603	MSUMF01	41
FEED WAY TO BLOWER, PER SALE	1186	407	MOHMF01	1
FEED TABLE IN OR OUT 1/16 INCH WITH HANDWHEEL, CYLINDRICAL GRINDER	VARIABLE	603	MENTFXX	25
FEED WIRE THROUGH CONDUIT	VARIABLE	728	MUMFXX	168
FILE EDGE	TABLE	60X	TTLEFXX	24
FILE EDGE	TABLE	705	YTFEYXX	20
FILE GEAR-END TOOTH	VARIABLE	705	MTLTFXX	20
FILE SOLDERING IRON TIP SMOOTH	456	72X	SCLSF01	43
FILING DOCUMENT IN MANILA FOLDER	86	806	MPLDF01	8
FILL BUCKET WITH HOT ASPHALT FROM KETTLE	212	866	MOHDF01	71
FILL DENT IN FURNITURE(WOOD SURFACE)	VARIABLE	763	SSRDFXX	124
FILL ENGRAVED LETTER WITH ENGRAVERS CRAYON	VARIABLE	704	MPALFXX	18
FILL HAND OPERATED GREASE GUN	2032	U	SJPCF01	42
FILL HOLE WITH CEMENT, USING TROWEL AND ROD	296	389	NTLHF01	17
FILL HYPODERMIC SYRINGE WITH LIGHT OIL	784	7XX	SLUSF01	7
FILL INSECTICIDE SPRAYER WITH WATER	729	389	MJPSF01	16
FILL SQUEEZE BOTTLE	VARIABLE	784	SJPSFXX	118
FILL TANK ON SMALL GASOLINE ENGINE, GRASS TRIMMER OR SIMILAR	1066	407	SJPTF01	1
FILL TRIMMER TANK WITH GAS	787	407	MPTTF01	2
FILL TROWEL WITH MORTAR	132	861	MTLTF01	64
FILL VOID	987	784	SSRVF01	122
FIND PAGE IN MANUAL	214	U	MROPF01	76
FIT BAG(PLASTIC) OVER 483L PALLET OF CARGO	3134	920	MPKBF01	16
FIT PART, MULTI ALIGNMENT REQUIRED	TABLE	6XX	TONPFXX	6
FIT SINGLE AND MULTI-ALIGN PART TO CHASSIS	VARIABLE	72X	SOAPFXX	83
FIT UPHOLSTERY COVER UNDER ADJACINING SURFACE	VARIABLE	780	SONCFXX	127
FLARE TUBING END	1284	862	STLTF01	69
FLIP PAGE/SHEET CORNER OF CARD OR PAPER TO TURN, REMOVE, COUNT OR SEARCH	23	289	MPHMF01	29
FOCUS MAGNIFYING GLASS OVER VERNIER FOR READING	82	6XX	BITCF01	4

**DEPENDENCE WORK MEASUREMENT STANDARD TIME DATA
VERB/NOUN INDEX**

OPERATION/ELEMENT DESCRIPTION	TMU VALUE	OCCUP- ATION	DNSTDP ELEMENT	PAGE
FOLD DOCUMENT THRU 8 1/2 X 18 INCH SIZE.TWO FOLDS	150	809	MPHDF01	27
FOLD MATERIAL	91	780	SOHMF01	127
FOLD OVERCOAT	517	782	MPKDF01	130
FOLD OVERCOAT		782	MPKDF01	
FOLD SHIRT(OR DRESS JACKET)IN HALF	63	782	MPKSF03	130
FOLD SHIRT(OR DRESS JACKET).SLEEVES ONLY	182	782	MPKSF02	130
FOLD SHIRT(OR DRESS JACKET)BODY ONLY	245	782	MPKSF01	130
FOLD STRAP(METAL)	VARIABLE	920	MPKSFXX	28
FOLD STRAP(METAL)	VARIABLE	920	MO-SFXX	14
FOLD STRAPPING TO FACILITATE DISPOSAL	350	920	MOHSF03	14
FOLD TROUSERS	363	782	SPKTF01	131
FOLD TROUSERS	171	782	MPKTF01	131
FOLD UNATTACHED STRAP AND SEW	824	787	SPYSF01	134
FOLD(18 INCHES) MATERIAL	113	920	MOHMF01	214
FORM COLD DIMPLE WITH HAND DIMPLER	VARIABLE	800	STLDFXX	12
FORM LOOP OR OPEN WITH PLIERS	VARIABLE	72X	MWMLFXX	76
FORM METAL SHIELD PIGTAIL	1190	72X	SOHMF01	85
FORM PACKAGE(BLISTER OR SKIN)	318	920	SPKPF01	43
FORM SPLICE WITH PLIERS.PIGTAIL SPLICE	413	82X	MTLSF01	46
GAIN CONTROL OF OBJECT AFTER GET HANDFUL OF OBJECTS	38	U	BOHGG01	62
GAP SPARK PLUG AND CHECK	247	620	NITPG01	69
GAUGE END SPACE WITH DEPTH MICROMETER. ADJUST	1007	710	SITSG03	41
GAUGE GAP SPACING WITH GO,NO-GO GAUGE	350	710	SITSG02	41
GAUGE HOLE TO DETERMINE RIVET LENGTH	178	80X	MGMHG01	2
GAUGE PART WITH SLIDING PARALLELS AND OUT- SIDE MICROMETER	641	60X	NITPG01	19
GAUGE SHAFT END SPACING WITH GO,NO-GO GAUGE	186	710	SITSG01	41
GAUGE THREAD WITH RING GAUGE	VARIABLE	60X	BITTGXX	16
GAUGE VENETIAN BLIND ASSEMBLY SPACING	52	739	NITSG01	114
GET ANCHOR AND PLACE UNDER RAIL	146	910	MOHAG01	3
GET AND ASIDE BOX(WOOD)	VARIABLE	920	MPKGGXX	16
GET AND PLACE BAR(JOINT)ON RAIL	128	910	MOHGG01	3
GET AND PLACE PLATE(TIE)UNDER RAIL	165	910	MOHGG01	4
GET AND PLACE PLUG(RAIL SPIKE HOLE) IN HOLE	83	910	BOHGG01	3
GET AND POSITION PAPER(SHEET)	625	920	MPKPG01	26
GET AND POSITION PLATE(TIE) ON RAIL	130	910	MOHGG02	4
GET AND RETURN PLYWOOD SAPPLE,BLANCHARD ROTARY GRINDER	474	603	MOHGG01	36

DEFENSE WORK MEASUREMENT STANDARD TIME DATA
 VERB/NOUJ INDEX

OPERATION/ELEMENT DESCRIPTION	TMU VALUE	OCCUP- ATION	CONSTOP ELEMENT
GET ANGLE PLATE, SET UP FOR USE, AND ASIDE	VARIABLE	600	SBUPGXX
GET BAR (GAUGE), FROM ALIGNING POSITION	105	910	BGNBG01
GET BOX INTO POSITION TO PACK	54	920	APRUC04
GET CHOCKS AND ASIDE	138	929	NJPCG01
GET CUSHIONING	VARIABLE	920	MPKCGXX
GET DESICCANT/INDICATOR FROM DISPENSER	250	920	MPKDG01
GET EMPTY CARTON/PLACE	119	929	MOHCG01
GET END (CRATE) AND INSTALL	162	920	MOHEG01
GET EVANS GEAR JACK AND ASIDE	143	929	NJPJG01
GET FIXED PARALLEL AND PUT ON TABLE	132	606	MSUGP01
GET JACK FROM UNDER RAIL	101	910	MTLJG01
GET LEVEL FROM RAIL	96	910	MTLLG01
GET MEMBER (DOOR, WALL OR CROSS-EVANS) FROM FOUR WHEEL CART	VARIABLE	929	NJPHGXX
GET NAILS FROM BOX	65	860	MOHNG01
GET NEW GRINDING WHEEL FROM RACK AND PLACE USED WHEEL IN RACK	VARIABLE	603	MSUVGXX
GET NEW PROGRAM CARD	65	213	NKPCG01
GET NON POWERED TRUCK AND ASIDE	VARIABLE	929	MMHTGXX
GET OBJECT AND PLACE	TABLE	U	TGTGXX
GET OBJECT, PLACE TO USE, AND PLACE ASIDE	TABLE	U	TPLOGXX
GET OR PLACE PENCIL/OBJECT FROM/IN SHIRT POCKET	65	U	MOHOG01
GET PALLET (ON CONVEYOR) WITH HOOKED ROD	277	929	MMHPG01
GET PIPE COVER AND POSITION ON PIPE, LENGTH OF COVER-THREE FEET	VARIABLE	862	MOHCGXX
GET RAG FROM COVERED CAN	137	U	NJPRG01
GET ROD (GAUGE), FROM BESIDE TRACK	126	910	NGNRG01
GET SHRINK TUBING, CUT AND INSTALL	3994	72X	SMHT103
GET SINGLE STUD MOUNT, PREPARE AND FIT TO CHASSIS	VARIABLE	72X	SDANGXX
GET STRAPPING	VARIABLE	920	MOH1GXX
GET TAPE FROM DISPENSER, 6 INCH LENGTH OF TAPE	65	U	MMPTG01
GET TAPE (STRIP-ADHESIVE) FROM PUSH BUTTON DISPENSER	77	920	MPKTG01
GET THREADED FASTENER EASY AND START (VISIBLE)	VARIABLE	U	MTFFGXX
GET THREADED FASTENER JUMBLED AND START (VISIBLE)	VARIABLE	U	MTFFPXX
GET THREADED FASTENER JUMBLED-SLOW AND START VISIBLE	VARIABLE	U	MTFFSXX
GET TIE (NEW) WITH TONGS	117	910	BTLTG01

DEFENSE WORK MEASUREMENT STANDARD TIME DATA
VERB/NOUN INDEX

OPERATION/ELEMENT DESCRIPTION	TMU VALUE	OCCUPATION	DWPSTDP ELEMENT	PAGE
GET TOOL FROM TOOL DRAWER AND RETURN TOOL TO TCCL DRAWER	VARIABLE	U	NJPTGXX	40
GET TOOL (TWO HANDLES) AND ASIDE	69	U	MTLTG01	91
GET (SINGLE) EMPTY PALLET, RETURN STACK	CON/VAR	922	QENPGX1	99
GREASE FITTING WITH AIR-OPERATED GREASE GUN	71	699	MLUFG01	119
GRIND BALANCE	VARIABLE	708	STPBGXX	21
GRIND EDGE TO BURR (MACHINE)	VARIABLE	708	HTPEGXX	21
GRIND ELECTRODE TIP	VARIABLE	81X	BJPTGXX	37
GRIND MELI-ARC WELDING ELECTRODE	221	810	NJPEG01	39
GRIND, EXTERNAL GRINDER	TABLE	603	YENGEXX	31
GRIND, INTERNAL GRINDER	TABLE	603	YENGIXX	33
HANDLE DOCUMENTS, SINGLE OR BATCH AT FILE LOCATION	TABLE	206	TFLDHXX	5
HANDLE FOLDERS, SINGLE OR BATCH AT FILE LOCATION	TABLE	206	TFLFHXX	10
HANDLE MATERIALS DATA MACHINE	145	213	NDMMH01	34
HANDLE PACKAGE-MIXED LOADS	TABLE	929	TQMPHXX	216
HANDLE PALLET (402L) ONTO/OFF 10K FORKLIFT	2234	929	NDMPH01	214
HANDLE PART FOR VERTICAL MILL BORING OPERATION	TABLE	608	YENPHXX	74
HANDLE TOTE TRAY AND STOP	287	929	NDMTH01	215
HANDLE TRAYS (IBM ACCTG MACHINE) REMOVE TRAY	83	213	NDMTH03	36
HANDLE TRAYS (IBM ACCTG MACHINE) - LOCK TRAY FASTENER	27	213	NDMTH02	37
HANDLE TRAYS (IBM ACCTG MACHINE) UNLOCK TRAY FASTENER	60	213	NDMTH01	37
HANDLE TRAYS (IBM ACCTG MACHINE) PLACE TRAY IN FILE DRAWER	65	213	NDMTH06	36
HANDLE TRAYS (IBM ACCTG MACHINE) PUT TRAY DOWN	30	213	NDMTH04	36
HANDLE TRAYS (IBM ACCTG MACHINE) PICK UP TRAY	31	213	NDMTH05	36
HANDLE 3X5 TO 5X9 INCH FILING CARD(S)	TABLE	206	TFLCHXX	9
HANG DIP BASKET ON SUSPENSION BAR	92	5XX	NDMBH01	1
HANG OBJECT ON HOOK	VARIABLE	U	SOHDHXX	68
HANG PART WITH "S" HOOK	VARIABLE	U	SOHPHXX	62
HANG VENETIAN BLIND IN SPRAY BOOTH OR ON DRYING RACK WITH 6 IN. DIAMETER LOOPS	260	739	NDMBH01	114
HEAT ELECTRICAL WIRE SLEEVING TO SHRINK	VARIABLE	72X	STPSHXX	74
HEAT FUEL FOR INJECTION PUMP TEST	8880	620	SITSH01	104
HEAT METAL WITH DIMPLING DIE	VARIABLE	800	SPTMHXX	11
HOLD BOARD FOR SAWING	75	860	NJPSH01	59
HOOK AND UNHOOK SLING TO/FROM LOAD AND NOIST	680	921	NNSHH01	66

DEFENSE WORK MEASUREMENT STANDARD TIME DATA
VERB/NOUN INDEX

OPERATION/ELEMENT DESCRIPTION	THU VALUE	OCCUP- ATION	DOWNSTOP ELEMENT	PAGE
IDENTIFICATION TELEPHONE	VARIABLE	209	BOGTIXX	19
IDENTIFY LUG WITH SLEEVE MARKER	122	72X	SIOL101	63
IDENTIFY METHOD OF PRESERVATION AND PACKAGING	901	920	MIDP101	11
IDENTIFY PRESERVATION AND PACKAGING(METHOD)	993	920	MIDP102	11
IMMERSE HAND IN FLUID,REMOVE,AND SHAKE TC REMOVE EXCESS	40	U	BDPH101	16
IMMERSE OBJECT IN LIQUID OR PASTE	TABLE	U	TDPOIXX	17
IMMERSE PART AND SHAKE	VARIABLE	U	BDPPIXX	17
INDEX BARREL STOP ONE POSITION, INTERNAL GRINDER	113	603	MEMS101	28
INDEX LINE, ADDITIONAL,ELECTRIC TYPEWRITER	4	203	STYLI02	1
INDEX LINE,ADDITIONAL,MANUAL TYPEWRITER	10	203	STYLI01	1
INDEX ROLL STOP,TURRET LATHE	61	604	MEMIS01	44
INDEX SQUARE TURRET,ONE STATION,ENGINE LATHE	142	604	MEMIT01	44
INDEX SUPER SPACER	151	606	MEMS101	83
INDICATE ONE PLANE,JIG BORE	8611	606	BSUJ101	66
INSTALL COMPONENT WITH SOLDER	7620	72X	SDACT02	47
INSCRIBE LINE,CIRCULAR,USING FINGER AS A GUIDE	TABLE	8XX	TLOLIXX	2
INSERT AND ALIGN ITEM(S) IN CONTAINER	TABLE	920	TPKIIXX	33
INSERT AND REMOVE AIR HAMMER TOOL	119	61X	MTPT101	39
INSERT AND REMOVE PART FROM COLLET	610	604	MEMP101	48
INSERT AND REMOVE PLUG IN/FROM RECEPTACLE	112	U	NJPP101	39
INSERT BRACES IN CONTAINER	978	920	NPKS101	16
INSERT CABLE END IN BOX CONNECTOR	132	824	NOMC101	32
INSERT CARD INTO FILE	32	206	MPLCM03	7
INSERT CARD MANUALLY INTO READ OR PUNCH STATION OF CARD BED.	47	213	MKPC101	40
INSERT DIAMOND IN HOLDER REMOVE DIAMOND FROM HOLDER	60	603	MSUD101	36
INSERT DIAMONDS IN AND REMOVE FROM DRUM DRESSER,J&L AUTOMATIC THREAD GRINDER, THREE DIAMONDS	537	609	MSUD101	92
INSERT DOCUMENT(S) IN ENVELOPES	VARIABLE	209	MPHDIXX	27
INSERT GASKET BETWEEN FLANGE JOINTS TO TWO- INCH INSIDE DIAMETER	97	862	NONG101	68
INSERT HOOK AND REMOVE FROM EYEBOLT	77	60X	NMH101	21
INSERT ITEM INTO BAG, PAPER OR JIPPY	VARIABLE	920	MPKIIXX	22
INSERT JIG BORE AND REMOVE KEY, TABLE SLOT	307	606	NSUJ101	88
INSERT LAMP SOCKET IN REFLECTOR FITTING	68	82X	NDA5101	43
INSERT LAMP SOCKET LEADS THROUGH GROMMET	824	824	SDAL101	82

DEFENSE WORK MEASUREMENT STANDARD TIME DATA
VERB/NOUN INDEX

OPERATION/ELEMENT DESCRIPTION	TMU VALUE	OCCUP- ATION	DWNS- TOP ELEMENT	PAGE
INSERT MANDREL OR REMOVE FROM CLOTH BOLT	387	929	MMH101	214
INSERT MATERIAL (PACKING) IN CARTON	TABLE	920	YPM1XX	33
INSERT MICROFILM CARTRIDGE INTO MICROFILM FILM READER	81	808	MFD101	14
INSERT PANTOGRAPH MACHINE TYPE MASTER	67	704	SSUT101	19
INSERT PART IN CARTON AND SEAL	TABLE	920	SPKP1XX	44
INSERT PUTTING TUBE IN GUN, CLEAN	5926	728	SJPT101	103
INSERT SAFETY WIRE THROUGH HOLE	VARIABLE	U	MMP1XX	88
INSERT SHEET(S) 1-25 SHEETS IN BINDER/ FASTENER	VARIABLE	209	MPPS1XX	28
INSERT VENETIAN BLIND SLATS IN LADDERS ON TAPE	199	739	SDAS101	112
INSERT WIRE THROUGH CLIP IN RACEWAY	80	824	MHH101	82
INSPECT HALL TERMINAL, AIRCRAFT CONTROL CABLE	1440	709	SIT101	27
INSPECT BRUSH SEATING AND TEST	VARIABLE	721	SITS1XX	99
INSPECT BRUSH SPRING TENSION AND TEST	122	721	MITT101	97
INSPECT DYE PENETRANT METAL SURFACE, PER 12 SQUARE INCHES	VARIABLE	709	SITD1XX	24
INSPECT ENGINE PART (ZYGLO)	TABLE	709	SITP1XX	26
INSPECT OBJECT WITH BLACK LIGHT	VARIABLE	709	SITD1XX	28
INSPECT PART BY MAGNAGLO PROCESS	VARIABLE	709	SITIPXX	24
INSPECT PART (ZYGLO)	VARIABLE	709	SITIZXX	25
INSPECT PARTS WITH BLACK LIGHT (ZYGLO)	8038	709	SITP101	27
INSPECT RIVET WITH LIGHT AND MIRROR	370	800	SITR102	7
INSPECT RIVET WITH LIGHT	226	800	SITR101	7
INSPECT VERY SMALL PART WITH MAGNAFLUX MACHINE	420	709	SITIP06	24
INSPECT WITH FINGERS (PEEL)	69	6XX	MITIP01	4
INSTALL ADAPTER AND PLUG	VARIABLE	7XX	STLAINX	13
INSTALL ADAPTER IN AND REMOVE FROM VERTICAL MILL	4383	608	MSUA103	76
INSTALL AIRLOC STUD PER STUD	VARIABLE	807	SNFISXX	22
INSTALL ANCHOR AND ROD ASSEMBLY IN HOLE AND	2477	821	MOHA101	49
INSTALL ANCHOR NUT DRILL NEW HOLES USING ANCHOR NUT AS DRILL GUIDE, FIRST NUT, EASY ACCESS	4802	807	SNPN103	23
INSTALL ANCHOR NUT EASY ACCESS DRILL NEW HOLES USING ANCHOR NUT AS DRILL GUIDE, EACH ADDITIONAL NUT	2863	807	SNPN104	23
INSTALL ANCHOR NUT IN EXISTING HOLES, EASY ACCESS	VARIABLE	807	SNPN1XX	22
INSTALL ANCHOR NUT WITH TWO RIVETS, ADDITIONAL NUT (USE DRILL JIG TO LOCATE ATTACH HOLES	1448	807	SNPN106	23

DEFENSE WORK MEASUREMENT STANDARD TIME DATA
VERB/NOUN INDEX

OPERATION/ELEMENT DESCRIPTION	TMU VALUE	OCCUP- ATION	DWSTP ELEMENT	PAGE
INSTALL ANCHOR NUT WITH TWO RIVETS, FIRST NUT (USE DRILL JIG TO LOCATE ATTACH HOLES)	4039	807	SNPF108	23
INSTALL ANCHORED FASTENER NUT PLATE, 1-MAN OPERATION, ALL TYPES, FIRST PIECE	8390	807	SNPF109	19
INSTALL ANCHORED FASTENER RIV-NUT, FIRST PIECE	610	807	STFF103	28
INSTALL ANCHORED FASTENER CAMLOC OR AIRLOC RECEPTACLE OR DZUS SPRING, 2-MAN OPERATION, ADDITIONAL	3220	807	SNPF106	18
INSTALL ANCHORED FASTENER CHANNEL NUT ASSEMBLY TO EXISTING HOLES WITH BLIND RIVETS, FIRST OR SINGLE THREE-NUT LENGTH	14970	807	SNPF109	18
INSTALL ANCHORED FASTENER RIV-NUT, ADDITIONAL	560	807	STFF104	29
INSTALL ANCHORED FASTENER CHANNEL NUT ASSEMBLY WITH BLIND RIVETS, EACH ADDITIONAL THREE-NUT LENGTH	4530	807	SNPF108	18
INSTALL ANCHORED FASTENER NUT PLATE, 1-MAN OPERATION, ALL TYPES, ADDITIONAL	3180	807	SNPF112	19
INSTALL ANCHORED FASTENER MISSING FLOATING OR CHANNEL NUT ONLY, ALL TYPES, ADDITIONAL PIECE	464	807	SNPF102	16
INSTALL ANCHORED FASTENER CHANNEL NUT ASSEMBLY TO EXISTING HOLES WITH BLIND RIVETS; EACH ADDITIONAL THREE NUT LENGTH	2680	807	SNPF110	18
INSTALL ANCHORED FASTENER CAMLOC OR AIRLOC RECEPTACLE, OR DZUS SPRING, 1-MAN OPERATION, FIRST PIECE	3610	807	SNPF103	17
INSTALL ANCHORED FASTENER CAMLOC OR AIRLOC RECEPTACLE, OR DZUS SPRING, 1-MAN OPERATION, ADDITIONAL PIECE	1640	807	SNPF104	17
INSTALL ANCHORED FASTENER DILL NUT WITH TOOL, ADDITIONAL PIECE	730	807	STFF102	28
INSTALL ANCHORED FASTENER CAMLOC OR AIRLOC RECEPTACLE, OR DZUS SPRING, 2-MAN OPERATION, FIRST PIECE	8770	807	SNPF108	17
INSTALL ANCHORED FASTENER RIV-NUT, MANUAL MOTIONS ONLY	VARIABLE	807	MTFF1XX	26
INSTALL ANCHORED FASTENER CHANNEL NUT ASSEMBLY WITH BLIND RIVETS, FIRST OR SINGLE THREE-NUT LENGTH	18850	807	SNPF107	18
INSTALL ANCHORED FASTENER MISSING	497	807	SNPF101	16
INSTALL ANCHORED FASTENER DILL NUT WITH TOOL, FIRST PIECE	683	807	STFF101	28
INSTALL AND REMOVE ADAPTER USING HAND DRAW BOLT, HORIZONTAL MILLING MACHINE	1987	808	MSUA101	76
INSTALL AND REMOVE ADAPTER USING HAND DRAW BOLT, VERTICAL MILLING MACHINE	2199	808	MSUA102	76
INSTALL AND REMOVE ANODE	1861	800	SJPA101	5
INSTALL AND REMOVE BLUE SAFETY FLAG FROM RAILCAR	1119	929	NJPP804	175
INSTALL AND REMOVE BLUE SAFETY FLAG FROM RAILCAR	69	929	NJPP803	176
INSTALL AND REMOVE C TYPE CLAMP	583	6XX	MCPC101	2

DEFENSE WORK MEASUREMENT STANDARD TIME DATA
VERB/NOUN INDEX

OPERATION/ELEMENT DESCRIPTION	TMU VALUE	OCCUP- ATION	OWNSTDP ELEMENT	PAGE
INSTALL AND REMOVE C TYPE CLAMP	322	U	MCPC101	14
INSTALL AND REMOVE CAN GRIP DOG	121	604	BEND101	43
INSTALL AND REMOVE CHUCK FACEPLATE OR COLLET CHUCK-80 POUNDS OR LESS	297	604	NSUIC01	68
INSTALL AND REMOVE CLAMP AND TEE BOLT	2602	60X	NSUC101	22
INSTALL AND REMOVE CLAMP	VARIABLE	U	SCPC1XX	15
INSTALL AND REMOVE COLLET IN/FROM COLLET CHUCK	1088	604	NSUC101	67
INSTALL AND REMOVE COVER/ACCESS PANEL	VARIABLE	7XX	SDAC1XX	1
INSTALL AND REMOVE DIAMOND HOLDER ASSEMBLY CN/FROM RADIUS DRESSER	189	603	NSUMR01	38
INSTALL AND REMOVE DECK PLATE	VARIABLE	922	NJPP1XX	111
INSTALL AND REMOVE DOG TO/FROM PART, BENT TAIL TYPE DOG	765	604	MEND101	44
INSTALL AND REMOVE EYEBOLT FROM CHUCK	737	60X	NSUE101	22
INSTALL AND REMOVE FLAT ACCESS COVER PLATE	VARIABLE	7XX	NOHP1XX	10
INSTALL AND REMOVE FOLLOW REST	2160	604	NSUF101	68
INSTALL AND REMOVE JACKSCREW	537	60X	NSUJ101	23
INSTALL AND REMOVE LOCKING BAR (TOOL CABINET OR SIMILAR CABINET)	170	U	NJPB101	34
INSTALL AND REMOVE NON-T-THREADED PLUG	VARIABLE	62X	MMPP1XX	97
INSTALL AND REMOVE RADIUS DRESSER, INTERNAL GRINDER	88	603	NSUI001	38
INSTALL AND REMOVE ROUND OR SPLIT TYPE CABLE IN/FROM FIXTURE	3600	728	SJPC101	102
INSTALL AND REMOVE SAFETY PLUGS (RAILROAD CAR)	VARIABLE	929	NJPP5XX	175
INSTALL AND REMOVE SHIM FROM TOOL	170	604	NSUS101	69
INSTALL AND REMOVE SPUR ASSEMBLY GEAR	2470	6XX	MTLGR01	8
INSTALL AND REMOVE TEE BOLT	1787	60X	NSUB101	22
INSTALL AND REMOVE TRU-ARC RETAINER	VARIABLE	U	MMFR1XX	54
INSTALL AVIONIC CABLE TERMINAL TO CABLE ENDS	632	728	SUMT101	110
INSTALL AXIAL LEAD PART ON PIN POST OR EYELET TERMINAL	VARIABLE	72X	SUMPIXX	85
INSTALL BACKFACING CUTTER ON BAR AND REMOVE FROM BAR, TO 3/16 INCH HOLE DIAMETER	122	606	MENC101	81
INSTALL BACKFACING CUTTER INTO AND REMOVE FROM SLOT OF BAR, L 7/16 INCH HOLE DIAMETER OR LARGER	464	606	MENC102	81
INSTALL BANANA TYPE PLUG	963	72X	SUMPI03	85
INSTALL BAR CLAMP AND REMOVE	VARIABLE	8XX	MCPC1XX	1
INSTALL BAYONET TYPE COMPONENT	127	U	NJPC101	35
INSTALL BEARING OR GEAR	VARIABLE	7XX	SDAR1XX	1
INSTALL BELT TO OBJECT AND TO HOIST HOOK WITH SAFETY LATCH	188	921	NNHT101	63

DEFENSE WORK MEASUREMENT STANDARD TIME DATA
VERB/NOUN INDEX

OPERATION/ELEMENT DESCRIPTION	TMU VALUE	OCCUP- ATION	DWMSTDP ELEMENT	PAGE
INSTALL BIT IN HAND DRILL	173	860	HJPB102	59
INSTALL BORING BAR IN, ADJUST, AND REMOVE FROM COMPOUND SLICE	1209	604	MSUB101	66
INSTALL BOTTOM ERACE IN METAL DOOR FRAME	876	86X	MHPB101	57
INSTALL BUS WIRE TO TWO TERMINALS	VARIABLE	72X	SMWIXX	89
INSTALL BUTTON AND SOCKET OR STUD AND EYELET FASTENER	81	739	BPAP101	113
INSTALL BUTTON PLUG	178	8XX	MONP101	6
INSTALL BUTTON PLUG AND GASKET	179	7XX	SDAP102	4
INSTALL CABLE AND REMOVE FROM TYING FIXTURE	VARIABLE	728	SMHCIXX	106
INSTALL CABLE CLAMP WITH LOCKWAL, SCREW/BOLT AND WASHER	VARIABLE	72X	SCPCIXX	44
INSTALL CABLE CONNECTOR AND REMOVE	VARIABLE	72X	SMHCIXX	76
INSTALL CAMLOC GROMMET WITH SNAP RING	VARIABLE	807	SNFGIXX	21
INSTALL CAMLOC STUD WITH CAMLOC PLIERS, NO RETAINING WASHER	VARIABLE	807	SNFSIXX	24
INSTALL CARRIAGE BAR IBM ACCTG MACHINE	85	213	MONPH04	34
INSTALL CENTER BRACE IN METAL DOOR FRAME	380	86X	SNPB101	57
INSTALL CENTER IN AND REMOVE FROM HEADSTOCK OR FOOTSTOCK	475	603	MSUC101	35
INSTALL CHANNEL NUT	VARIABLE	807	SNFINXX	22
INSTALL CLAMP ON WIRE BUNDLE AND SECURE TO BULKHEAD	1781	825	SCPC101	82
INSTALL CLECO FASTENER (TEMPORARY)	VARIABLE	70X	SCPFIXX	16
INSTALL CLIP TO 1 1/4 INCH BANDING	332	920	MPKC101	19
INSTALL CLIP TO 5/8 OR 3/4 INCH BANDING	87	920	MPKC102	19
INSTALL COAXIAL CABLE SPLICE TO SHIELDED WIRE	1076	82X	SMHS101	48
INSTALL COAXIAL CABLE WITH THREADED CAP	2654	72X	SMHC110	80
INSTALL COMMON STRAIGHT BUSHING-REQUIRES CHILLING BEFORE INSTALLATION	2205	6XX	NTL1801	8
INSTALL COMPONENT AND REMOVE	TABLE	72X	SDACIXX	47
INSTALL COMPONENT WITH SOLDER	3480	72X	SDAC101	47
INSTALL CONNECTOR END ON COAXIAL CABLE	VARIABLE	72X	MWMCIXX	75
INSTALL CUT OFF ATTACHMENT ON GUIDE ROD, OO- ALL CONTOUR SAW	98	607	MSUA101	90
INSTALL DEUTSCH DRIVE PIN RIVET, ALL SIZES	VARIABLE	800	SNFIAXX	8
INSTALL DIE	106	615	MSUD101	94
INSTALL DIE IN AND REMOVE FROM DIE STOCK, TWO SETSCREWS SECURING	602	8XX	SJPD101	1
INSTALL DOOR PLATE AND ASIDE	1282	929	HJPP101	176
INSTALL DRAW TYPE SHEAR PIN	458	807	SNFP101	24
INSTALL DRUM (PROGRAM TYPE) ON IBM CARD PUNCH MACHINE	106	213	MKPD101	41

DEFENSE WORK MEASUREMENT STANDARD TIME DATA
VERB/NOUN INDEX

OPERATION/ELEMENT DESCRIPTION	TNU VALUE	OCCUP- ATION	OWNSTOP ELEMENT	PAGE
INSTALL ELECTRICAL FUSE	VARIABLE	829	NONFIXX	53
INSTALL ELECTRICAL METER PANEL	72	824	NOAPI01	51
INSTALL ELECTRODE TIP ON SPOTWELDER	121	81X	NJPTI01	36
INSTALL EVANS GEAR BLOCKING IN RAILROAD BOXCAR	9800	929	NJPBI01	172
INSTALL FEED THROUGH TYPE TERMINAL	710	72X	SDATI08	62
INSTALL FENCE ON TABLE SAW	386	867	NSUFI01	115
INSTALL FIBER DISC ON FLUORESCENT TUBE	82	389	MONDI01	16
INSTALL FLUORESCENT LAMP IN LAMP HOLDER	163	824	NDALI01	91
INSTALL FUSE IN FUSE HOLDER/BLOCK	138	U	NONFI01	65
INSTALL GRINDING WHEEL TO POT CHUCK, BLANCHARD ROTARY GRINDER	177	803	NSUWI01	42
INSTALL GROMMET AND REMOVE WITH TOOL	VARIABLE	6XX	NTLGIXX	8
INSTALL GROMMET AND STUD ORUS FASTENER USING PNEUMATIC FLOOR DIMPLER	VARIABLE	807	SNFIGXX	22
INSTALL GROMMET IN SOUND PROOFING BLANKET	981	739	SPAGI01	113
INSTALL GROMMET USING GUIDE WIRE AND ARBOR PRESS	VARIABLE	72X	SDAGIXX	50
INSTALL HEAT INSULATION ON CABLE(S INCH LONG)	1860	728	SMCH01	106
INSTALL HEAVY SHORING IN BOXCAR DOOR	37864	929	SBMSI01	224
INSTALL HELICAL SPRING WITH PLIERS	332	82X	NTLSI01	98
INSTALL HI-LOK BOLT WITH MANUAL TOOLS	VARIABLE	807	STFBIXX	26
INSTALL HI-LOK BOLT, POWER TOOLS, ADDITIONAL	390	807	STFBIO8	27
INSTALL HI-LOK BOLT, POWER TOOLS, FIRST	473	807	STFBIO7	27
INSTALL HI-LOK COLLAR MANUAL TOOLS	VARIABLE	807	STFCIXX	27
INSTALL HI-SHEAR RIVET ADDITIONAL	466	800	SNPRI10	10
INSTALL HI-SHEAR RIVET, FIRST	703	800	SNPRI09	10
INSTALL HI-TORQUE BOLT WITH PNEUMATIC TOOL, FER BOLT	VARIABLE	807	STFI8XX	29
INSTALL HI-TORQUE BOLT WITH HAND TOOLS IN UNOBSTRUCTED LOCATION	1869	807	STFI803	29
INSTALL HI-TORQUE BOLT WITH HAND TOOLS IN	1835	807	STFI804	29
INSTALL HIGH STRENGTH FASTENER	VARIABLE	80X	SNFFIXX	4
INSTALL HINGED-PIN TYPE COVER AND CLCSE	255	7XX	NDMCI01	8
INSTALL IDENTIFICATION PLATE	VARIABLE	6XX	NIDPIXX	3
INSTALL IN AND REMOVE KEYS FROM TABLE SLOTS, TWO KEYS	1414	80X	SSUKI01	24
INSTALL IN AND REMOVE TEE BOLT FROM TABLE SLOT	172	80X	NSUBI02	22
INSTALL IN AND REMOVE TOOL FROM TAPERED SLEEVE	429	80X	NENTI02	19
INSTALL INCANDESCENT BULB TO 300 WATT	213	388	NTPBI01	17

DEFENSE WORK MEASUREMENT STANDARD TIME DATA
VERB/NOUM INDEX

OPERATION/ELEMENT DESCRIPTION	TMU VALUE	OCCUP- ATION	DWNSTOP ELEMENT	PAGE
INSTALL INTERPHONE JACK/PLUG	7306	823	SWHJ101	51
INSTALL JIFFY BUTTON TO BLANKET	VARIABLE	739	SFAB1XX	113
INSTALL JO-BOLT WITH ARD JO-BOLT GUN MODEL 7 OR SIMILAR	VARIABLE	807	STFJ1XX	30
INSTALL JO-BOLT WITH HAND TOOL	VARIABLE	807	STFIJXX	30
INSTALL JO-BOLT WITH PNEUMATIC TOOL	49	807	8PTJ101	25
INSTALL JO-BOLT, OBSTRUCTED, USE JO-BOLT SET	631	807	STFJ103	30
INSTALL JUNCTION BOX ON CONDUIT	914	82X	MOHB101	44
INSTALL KEY IN ARBOR AND REMOVE	188	605	MSUK101	79
INSTALL KNOR/POINTER WITH NORMAL ACCESS (HAND OR TOOL)	VARIABLE	7XX	SDAK1XX	2
INSTALL LID AND SEAL ON FIVE-GALLON CONTAINER, 16 PRY TABS	1016	U	MPKL102	73
INSTALL LID ON CAN	180	U	MPKL101	73
INSTALL LIGHT SMORING IN BOXCAR DOOR	14780	929	BSMS102	224
INSTALL LOCKING BAND AND CRIMP, AIRCRAFT CABLE	2900	728	SWMB101	105
INSTALL MAGNESIUM COCK PLATE AND REMOVE	VARIABLE	929	HJPPRXX	177
INSTALL MARMAN CLAMP	1551	621	MCPC101	109
INSTALL MASKING-LEAD PLUG	TABLE	60X	SJPP1XX	2
INSTALL MEMBER (BALL, DOOR AND CROSS-EVANS GEAR) IN BOXCAR	VARIABLE	929	HJPM1XX	176
INSTALL MOTOR BEARING	VARIABLE	721	SDAB1XX	92
INSTALL MOTOR COVER	VARIABLE	721	SDAC1XX	93
INSTALL NATIONAL-STAR INSIGNIA ON AIRCRAFT	80610	845	SPAI101	55
INSTALL NON-PRESSURE SENSITIVE DECAL	346	U	NIDD101	22
INSTALL OR REMOVE CLECC CLAMP	VARIABLE	U	MCPC1XX	14
INSTALL OR REMOVE PIN	VARIABLE	62X	MNFP1XX	97
INSTALL OR REMOVE SMALL OR LARGE SPRING CLAMP	VARIABLE	U	MCPSPXX	15
INSTALL OR REMOVE THREADED CAP OR PLUG	VARIABLE	62X	MTFC1XX	97
INSTALL PACKING IN BOX	161	920	MPKP102	26
INSTALL PACKING IN BOX	88	920	MPKP101	26
INSTALL PAPER (ISM ACCTG MACHINE) POSITION PAPER GUIDE TO PAPER	70	213	MDMPL10	35
INSTALL PAPER (ISM ACCTG MACHINE) SLIDE PAPER UNDER LEVER & ROLLER	83	213	MDMPL09	35
INSTALL PART AND REMOVE FROM COLLET	334	605	MEMPI01	71
INSTALL PART INTO HOLE OR ONTO SHAFT	TABLE	U	TDAP1XX	16
INSTALL PART ON AND REMOVE FROM MANDREL	208	603	MEMPI01	28
INSTALL PART WITH ARBOR PRESS	784	616	MNFP101	96
INSTALL PART, SINGLE ALIGN, PRESS FIT PART	482	616	MTLP101	96
INSTALL PIGTAIL COMPONENT	4798	719	SDAC101	30

DEFENSE WORK MEASUREMENT STANDARD TIME DATA
VERB/NOUN INDEX

OPERATION/ELEMENT DESCRIPTION	TMU VALUE	OCCUPATION	DWSTOP ELEMENT	PAGE
INSTALL PIN ON WIRE WITH CRIMPER	815	72X	MTLW101	74
INSTALL PIN, VARIOUS TYPES	VARIABLE	U	MNFP1XX	52
INSTALL PINS	689	706	SNFP101	22
INSTALL PLASTIC THREADED CAP (OR PLUG)	VARIABLE	U	MTFC1XX	21
INSTALL PLASTIC WIRE SPLICER NUT	142	72X	MWMN101	76
INSTALL PLUG OR CAP, NON-THREADED, PLASTIC	63	U	MNFI101	45
INSTALL POST TERMINAL	1817	72X	MTLT104	73
INSTALL PRESSURE GAUGE POINTER	375	710	SDAP101	33
INSTALL PRESSURE SENSITIVE DECAL-TO 1.5 X 2.5 INCHES	468	U	SIDD101	24
INSTALL PROTECTIVE-CLAMP OR TYPE COVER ON PART	95	7XX	MNFC101	7
INSTALL PROTECTIVE-EXPANDABLE BAND TYPE COVER ON PART	116	7XX	MNFC102	6
INSTALL PULL AND TILTING CORD IN VENETIAN BLIND	1574	739	SDAC101	112
INSTALL PUNCH	94	615	MSUP101	94
INSTALL PUNCH ADAPTER AND REMOVE, ARBOR PRESS	426	616	MJPA101	95
INSTALL PUNCH AND REMOVE, ADAPTER ON ARBOR PRESS	180	616	MJPP101	95
INSTALL RACEWAY BASE SECTION COVER	526	62X	MDAC101	43
INSTALL RESCUE ARROW ON AIRCRAFT	26690	645	SPAA101	55
INSTALL RING IN GROOVE UP TO 6 INCHES IN DIAMETER	264	6XX	MOHR101	6
INSTALL RIVET	VARIABLE	800	SNFR1XX	9
INSTALL RIVET COLLARED FASTENER, 3/16-1/4 INCH DIAMETER, FIRST RIVET	683	800	SNFR107	9
INSTALL RIVET COLLARED FASTENER 3/16-1/4 INCH DIAMETER, ADDITIONAL RIVET	335	800	SNFR108	9
INSTALL RIVET, BLIND, PULLED, ALL TYPES, FIRST RIVET	525	800	SNFR111	10
INSTALL RIVET, BLIND, PULLED, ALL TYPES, EACH ADDITIONAL RIVET	445	800	SNFR112	10
INSTALL RIVETS WITH HAMMER AND PUNCH	314	709	SNFR101	27
INSTALL RUBBER BAND ON BUNDLE OR ROLL	VARIABLE	209	MNFB1XX	22
INSTALL RUBBER GROMMET	127	6XX	MOHG101	5
INSTALL RUBBER INSULATOR HOOD ON ENERGIZED LINE	257	621	MOHM101	50
INSTALL SAFETY GUARD ON TABLE SAW	331	667	MSUG101	116
INSTALL SAFETY WIRE USING SAFETY WIRE TWISTING PLIERS	VARIABLE	U	MNFI1XX	50
INSTALL SAFETY WIRE, TWO-STRAND TWISTED BETWEEN U OBSTRUCTED ANCHORS, WIRE TO .0625 DIAMETER	TABLE	U	TNFW1XX	60
INSTALL SAFETY-CONTINUOUS WIRE	VARIABLE	U	SNFW1XX	61

DEFENSE WORK MEASUREMENT STANDARD TIME DATA
VERB/NOUN INDEX

OPERATION/ELEMENT DESCRIPTION	TMU VALUE	OCCUPATION	OWPSTDP ELEMENT	PAGE
INSTALL SAW BAND ON CRIVE AND IDLER WHEELS, OO-ALL CONTOUR SAW	375	607	MEMB101	87
INSTALL SEALANT CARTRIDGE IN AND REMOVE FROM GUN	1330	607	SJPS101	18
INSTALL SEALANT IN CAVITY	VARIABLE	60X	SJPS10X	4
INSTALL SEMI-CONDUCTOR WITH SOLDER	VARIABLE	72X	SDAS10X	61
INSTALL SHANK TOOL HOLDER ON OR REMOVE FROM HEX TURRET, TURRET LATHE	279	604	MSUN101	68
INSTALL SHIELDED/COAXIAL CABLE	11732	72X	SNWC109	79
INSTALL SHOCK MOUNT	1490	7XX	SCAM101	3
INSTALL SLEEVE (NICOPRESS) (CRIMP)	VARIABLE	709	STLS10X	29
INSTALL SLEEVING	7450	728	SNMS103	108
INSTALL SMALL BEARING INTO RACE, SLIGHT PRESS FIT	233	6XX	MTLS101	8
INSTALL SMALL PART AND POSITION WITH TWEEZERS	144	7XX	SDAP101	4
INSTALL SNAP OR SPRING RETAINER RING	VARIABLE	6XX	MNFR10X	5
INSTALL SNAP RING, INTERNAL OR EXTERNAL, UP TO ONE INCH FROM END OF PART USING SPECIAL RING PLIERS	271	U	MNFR101	83
INSTALL SOLDERLESS CONNECTOR SPLIT BOLT TYPE	1411	621	SNFC101	49
INSTALL SOLID WASHER ON CAPLOC STUD ASSEMBLY	274	607	SNFW102	25
INSTALL SPAGHETTI INSULATION ON WIRE(S)	VARIABLE	72X	MNHI10X	75
INSTALL SPLICE/SLEEVE	4820	728	SNMS109	109
INSTALL SPLICE/SLEEVE	6490	728	SNMS110	109
INSTALL SPLICE/SLEEVE SHIELDED WIRE	2370	728	SNMS108	109
INSTALL SPLICE/SLEEVE, MULTI WIRE BUTT SPLICE	6110	728	SNMS104	108
INSTALL SPLICE/SLEEVE, SOLDER SLEEVE, COAX CABLE (ONE END ONLY)	4220	728	SNMS107	108
INSTALL SPLICE/SLEEVE, SOLDER SLEEVE, SHIELDED WIRE	2900	728	SNMS106	108
INSTALL SPLICE/SLEEVE, SOLDER SLEEVE, INSULATED WIRE	3620	728	SNMS105	108
INSTALL SPLICE/SLEEVE, STUD SPLICE WITH END CAP	7110	728	SNMS111	109
INSTALL SPLIT WASHER ON CAPLOC STUD ASSEMBLY	326	607	SNFW101	24
INSTALL SPRING CLAMP	46	U	MCPC102	14
INSTALL STAPLE IN PIPE COVER	VARIABLE	642	MNPS10X	64
INSTALL STAPLE WITH PLIER GRIP STAPLER	61	U	MNPS101	54
INSTALL STRAIGHT MACHINE KEY, LOOSE FIT NO TOOLS NEEDED	67	U	MNPK102	80
INSTALL STRAIGHT MACHINE KEY, TIGHT FIT, OF HAMMER AND DRIFT PUNCH REQUIRED	293	U	MNPK103	80

DEFENSE WORK MEASUREMENT STANDARD TIME DATA
VERB/NOUN INDEX

OPERATION/ELEMENT DESCRIPTION	TMU VALUE	OCCUP- ATION	DWNSTOP ELEMENT	PAGE
INSTALL STRESS HEAD CAMLOC STUD PER STUD	318	807	SNPS103	24
INSTALL STUD WITH POWER ACTUATED GUN	494	860	STPS101	21
INSTALL SUPPORT IN PACKING CONTAINER	8081	920	MTLS101	55
INSTALL TAP IN INSERT,RADIAL DRILL PRESS	300	606	MSUT101	85
INSTALL TAP IN TAPPING ATTACHMENT,SENSITIVE DRILL PRESS	540	606	MSUT102	86
INSTALL TEFLON TAPE TO INSTRUMENT SEAM	VARIABLE	710	SNPT1XX	42
INSTALL TERMINAL	VARIABLE	72X	MTLT1XX	73
INSTALL TERMINAL AND LUG ASSEMBLY	1424	72X	MTLT103	73
INSTALL THREADED FASTENER	TABLE	U	STLFIXX	100
INSTALL THREADED FASTENER WITH POWER TOOL	VARIABLE	U	STPFIXX	106
INSTALL THREADED FASTENER WITH HAND TOOL	TABLE	U	TTLFIXX	93
INSTALL THREADED FASTENER WITH POWER TOOL	VARIABLE	U	MTPFIXX	105
INSTALL THREADED FASTENER	VARIABLE	U	MTPFIXX	81
INSTALL THREADED METAL COLLAR ON COAXIAL CABLE-UNRAVEL BRAIDED METAL SHIELD AND PRESS TO COLLAR	2739	728	SWHC104	106
INSTALL THREADING DIE AND REMOVE,PIPE THREADING MACHINE	500	862	SSUD101	67
INSTALL THREADING TOOL AND ADJUST IN A KDK TOOL BAR	4980	604	MSUT102	70
INSTALL TOOL AND ADJUST IN A KDK QUICK CHANGE BAR	2942	604	MSUT101	70
INSTALL TOOL HOLDER IN SINGLE TOOL POST	367	604	MENT101	47
INSTALL TOOL IN AND REMOVE FROM JACOBS CHUCK	388	60X	MENT101	15
INSTALL TUBE IN FLANGED QUICK COUPLER-VRECO TYPE	276	6XX	MTFT101	7
INSTALL VENETIAN BLEND RAISING CORD	892	739	NDAC101	111
INSTALL VINYLITE SLEEVING OVER CABLE	VARIABLE	728	SWMS1XX	107
INSTALL WEDGE LOCK	VARIABLE	80X	SNFL1XX	5
INSTALL WEDGE TO HOLD DOOR FRAME IN PLACE	251	86X	SNPW101	57
INSTALL WEDGE TO RAISE AND LEVEL DOOR FRAME	488	86X	SNPW102	57
INSTALL WIGGINS TYPE-TWO TO SIX INCH DIAMETER CLAMP	2606	621	MCPC102	110
INSTALL WIRE AND SOLDER LEAD END INTO PIN TERMINAL ON PLUG/RECEPTACLE	804	72X	SWHW103	89
INSTALL WIRE ROBBER	808	800	SJPR101	6
INSTALL WIRE TO CONNECTOR REMOVE WIRE FROM CONNECTOR	TABLE	72X	SWHW1XX	83
INSTALL WITH WIRE PIN IN CONNECTOR	640	72X	SWHP101	76
INSTALL WOODRUFF KEY WITH HAMMER AND DRIFT PUNCH	311	U	SWFK101	80
INSTALL ZIPPERED VINYLITE SLEEVING	8980	728	SWMS112	109
IRON SHOE SOLE	VARIABLE	368	NPTS1XX	2

DEFENSE WORK MEASUREMENT STANDARD TIME DATA
VERB/NOUN INDEX

OPERATION/ELEMENT DESCRIPTION	THU VALUE	OCCUP- ATION	DEWSTOP ELEMENT	PAGE
JACK RAIL	46	910	STLRJ01	6
JOG RAM TO POSITION, SHAPER	145	605	MSURJ01	80
JOG TABLE	130	603	MENTJ01	29
JOSTLE CARDS/PAPERS, ONE TIME, ANY SIZE	15	209	SMPLJ01	26
KNOCK CENTER OUT OF DIVIDING HEAD	113	605	MSUCK01	77
KNOCK CENTER OUT OF SPINDLE WITH BAR	395	604	MSUCK01	67
KNOCK OUT RIVET COLLARED FASTENER, ALUMINUM	VARIABLE	600	SNPRKXX	10
KNOCK SCALE FROM WELD WITH HAMMER AND BRUSH	VARIABLE	81X	NCLSKXX	34
LAYOUT CLOTH LAMINATE AND PREPARE TO REPAIR	VARIABLE	754	SJPLLXX	119
LAYOUT ELECTRICAL CABLE	VARIABLE	728	SJPCLXX	102
LAYOUT HONEYCOMB AND PREPARE TO REPAIR	8186	754	SJPHL01	119
LEVEL FOUNDATION PLATE WITH SHIMS	277	860	MOHPM01	60
LIFT ASSEMBLED PARTITION FROM FLOOR AND POSITION TO MARKS	784	860	MOHPL01	59
LIFT LAWNMOWER TO BENCH	166	639	MOHLL01	112
LIFT PART FROM FLOOR TO CHUCK AND RETURN	366	603	MOHPL01	34
LIGHT ACETYLENE TORCH WITH FRICTION TYPE IGNITER	67	81X	NJPTL01	36
LIGHT BLOWPIPE	120	811	NJPBL01	41
LIGHT OXY-ACETYLENE TORCH	349	81X	SJPTL01	37
LISTEN FOR PARTY TO ANSWER TELEPHONE RING	209	209	BOGTL02	20
LISTEN FOR TELEPHONE BUSY SIGNAL, DIAL TONE	39	209	BOGTL01	19
LOAD AIRCRAFT (BELLY-LOADED CARGO)	CON/VAR	922	KSHALX3	146
LOAD AIRCRAFT (PALLETIZED) 463L PALLETS WITH 10 K LOADER	CON/VAR	922	KSHALX1	145
LOAD AIRCRAFT (PALLETIZED) 463L PALLETS WITH 25/40K LOADER	CON/VAR	922	KSHALX2	145
LOAD AND UNLOAD COBEN CLEANER (SMALL PART)	VARIABLE	803	SJPC,XX	14
LOAD CAR (RAIL, GONDOLA) WITH CRANE	VARIABLE	921	JSHCLX1	84
LOAD CAR (RAIL, BOX) WITH FORKLIFT TRUCK (SOLID)	VARIABLE	922	JSHCLX1	157
LOAD CAR (RAIL, BOX-MIXED) WITH FORKLIFT TRUCK	VARIABLE	922	JSHCLX3	159
LOAD CAR (RAIL, FLAT) VEHICLES-TCW TO LOAD AREA-LOAD WITH CRANE	VARIABLE	921	JSHCLX2	85
LOAD CAR (RAIL, FLAT) WITH CRANE	VARIABLE	921	JSHCLX3	86
LOAD CARGO (LOOSE) ON RAMP/ELEVATOR AIRCRAFT	CON/VAR	922	KSHCLX9	161
LOAD CARGO (U/W CODED) ON RAMP/ELEVATOR AIR CRAFT	CON/VAR	921	KSHCLX4	83
LOAD CARGO (463L PALLET) USING 25/40K LOADER	14238	921	SMHCL01	72
LOAD CARRIER (COMMON) BY WAREHOUSE CRANE	CON/VAR	921	KSHCLX2	82
LOAD CARRIER (FLATBED TRUCK) MOVE LOAD FROM STORAGE BY FORKLIFT AND LOAD ON FLATBED BY CRANE	CON/VAR	921	KSHCLX3	82

DEFENSE WORK MEASUREMENT STANDARD TIME DATA
VERB/NOUN INDEX

OPERATION/ELEMENT DESCRIPTION	TMU VALUE	OCCUP-ATION	DWSTDP ELEMENT	PAGE
LOAD CARRIER (GONDOLA CAR) CONEX	CON/VAR	922	KSMCLX2	148
LOAD CARRIER (VAN TRUCK/TRAILER) AT AIR TERMINAL	VARIABLE	922	KEMCLX1	104
LOAD CAULKING GUN WITH CARTRIDGE	125	86X	NTLGL01	58
LOAD CONTAINERS INTO BOX	121	920	HPKCL01	19
LOAD FLAT-MIXED OR SOLID RAIL CAR-TOW ON	VARIABLE	922	JSMCLX5	161
LOAD FLAT-SCLED OR MIXED RAIL CAR WITH FORKLIFT-UNIT LOADS	VARIABLE	922	JSMCLX4	160
LOAD FLATBED CARRIER FROM HOLD AREA-PALLET	CON/VAR	922	KSMCLX3	149
LOAD FLATBED MIXED OR SOLID TRUCK-TOW ON	VARIABLE	922	JSMTLX5	167
LOAD FLATBED TRUCK CARRIER, BLOCK AND BRACE A WHEELED VEHICLE	CON/VAR	922	KSMCLX1	148
LOAD FLATBED TRUCK CARRIER THROUGH CENTRAL SHIPPING-PALLETS	CON/VAR	922	KSMCLXA	147
LOAD FLATBED-MIXED TRUCK WITH TWO FORKLIFTS	VARIABLE	922	JSMTLX3	165
LOAD FLATBED-SOLID TRUCK WITH TWO FORKLIFTS	VARIABLE	922	JSMTLX1	163
LOAD GONDOLA-SOLID/MIXED RAIL CAR CONEX WITH HEAVY DUTY FORKLIFT AND SPECIAL DEVICE	VARIABLE	922	JSMCLX6	162
LOAD HAND-2 WHEEL TRUCK	VARIABLE	929	NMHTLXX	209
LOAD HARDWARE ON HANDCAR ALONG RIGHT OF WAY	150	910	SOMHL01	4
LOAD HARDWARE ONTO HANDCAR OR UNLOAD FROM OR TO STORAGE	221	910	SOMHL02	4
LOAD HOPPER HORIZONTAL TYPE, WITH DECK OF CARDS	126	213	MKPHL01	42
LOAD LOADED PALLET INTO CARRIER BY FORKLIFT TRUCK	VARIABLE	922	SEHPLXX	100
LOAD OR UNLOAD MATERIAL (BULK) WITH CRANE	24311	921	SEHML01	61
LOAD PALLET INTO AIRCRAFT USING A 10K FORKLIFT LOADER AND 483L TRAILER	32782	921	SEHML01	61
LOAD PALLETIZED/UNITIZED MATERIAL ON TRUCK FROM ABOVE GROUND MAGAZINE W/C PLATFORM (AMMO)	CON/VAR	922	KSMMLX1	153
LOAD PARCEL POST CONTAINER FOR SHIPMENT	CON/VAR	922	KSMCLX8	150
LOAD PART TO OR UNLOAD FROM HOLDING DEVICE, WEIGHT 25-50 POUNDS	286	60X	MEMPL01	14
LOAD RAIL FLATCAR CARRIER, BLOCK AND BRACE WHEELED VEHICLE ON CARRIER	CON/VAR	922	KSMCLXC	146
LOAD RAILCAR CARRIER FROM PACKING (PALLET)	CON/VAR	922	KSMCLX6	150
LOAD RAILCAR CARRIER FROM STORAGE-PALLETS	CON/VAR	922	KSMCLX7	150
LOAD SOD BY HAND, PER TWO SQUARE FEET	192	407	MONSL01	1
LOAD SONIC CLEANER	532	503	SJPCLO3	14
LOAD TERMINALS IN MACHINE	1560	726	SJPTL01	103
LOAD TRUCK CARRIER FROM STORAGE (PALLET)	CON/VAR	922	KSMCLX4	149
LOAD TRUCK (FLATBED) WITH CRANE	VARIABLE	921	JSMTLX1	87

DEFENSE WORK MEASUREMENT STANDARD TIME DATA
VERB/NOUN INDEX

OPERATION/ELEMENT DESCRIPTION	TMU VALUE	OCCUPATION	DWSTOP ELEMENT	PAGE
LOAD TRUCK (FLATBED) WITH CRANE TRUCK, WAREHOUSE	VARIABLE	921	JSHTLX3	88
LOAD VAN TRUCK CARRIER THROUGH CENTRAL (PALLET) SHIPPING	CON/VAR	922	KSHCLX5	149
LOAD VAN/TRAILER TRUCK AT CENTRAL SHIPPING	VARIABLE	922	JSHTLX4	166
LOAD VAN/TRAILER TRUCK PALLETIZED OR UNITIZED MATERIAL AT ABOVE GROUND MAGAZINE WITH-OUT PLATFORM	VARIABLE	922	JSHTLX7	149
LOAD VAN/TRAILER TRUCK PALLETIZED/UNITIZED AMMUNITION/COMPONENTS AT IGLOO	VARIABLE	922	JSHTLX6	168
LOAD VAN/TRAILER-SOLIC TRUCK WITH FORKLIFT	VARIABLE	922	JSHTLX2	164
LOAD WHEELED VEHICLE ON CARRIER (RAILROAD PLATFORM) BY CRANE	CON/VAR	921	KSHCLX1	82
LOAD WOOD IN AND UNLOAD FROM VISE	VARIABLE	66X	MVSWLXX	113
LOAD 40 FOOT REFRIGERATED CAR	VARIABLE	922	JSHCLX2	158
LOCATE CARD IN TAB INDEX FILE	VARIABLE	206	BFLCLXX	6
LOCATE DOCUMENT POSITION IN FOLDER CONTAINING DOCUMENTS-SIZE 8X10 TO 8-1/2X14	VARIABLE	206	BPLDLXX	6
LOCATE FOLDER POSITION IN FILE OF FOLDERS 9X12 OR 9X15 INCH SIZE	VARIABLE	206	BFLPLXX	6
LOCATE FROM CARD FILE AND MANUAL INFORMATION (P AND P METHODS)	636	920	MPLILO1	9
LOCATE HEAD (OR VISE) TO ANGLE	223	60X	MSUML01	23
LOCATE ITEM IN COLUMN-STARTS WITH BOOK OPEN TO DESIRED PAGE AND EYES	88	U	BRCILO1	76
LOCATE POINT ON CHASSIS OR TERMINAL BOARD	143	7XX	MIDPLO2	4
LOCATE WIRE AND SEPARATE FROM BUNDLE	390	728	SMML01	110
LOCATE/FIND POINT ON CHASSIS OR TERMINAL BOARD	91	7XX	MIDPLO1	4
LOCATE, CONNECT AND REMOVE PLUG	VARIABLE	72X	SDAPLXX	25
LOCK AND UNLOCK CARRIAGE	306	604	MEMCLO1	43
LOCK AND UNLOCK CROSS SLIDE	238	605	MEML01	72
LOCK AND UNLOCK KNEE	256	605	MSUKLO1	79
LOCK AND UNLOCK KNEE ON CINCINNATI VERTICAL MILL NO 3 OR SIMILAR MILLS	698	608	MSUKLO2	75
LOCK AND UNLOCK LONGITUDINAL TABLE ON CINCINNATI MILLING MACHINE	362	608	MENTLO1	72
LOCK AND UNLOCK LONGITUDINAL TABLE ON MILWAUKEE OR SIMILAR TYPES OF MILLS	184	608	MENTLO2	72
LOCK AND UNLOCK WORKHEAD SPINDLE-CYLINDRICAL GRINDER	71	603	MSUSLO1	40
LOCK OR UNLOCK COLUMN ON CINCINNATI-BICKFORD RADIAL DRILL PRESS, MANUAL LOCK	287	606	MSUCLO1	84
LOCK OR UNLOCK DRUM DRESSER WITH TRUING DEVICE LOCK, JEL AUTOMATIC THREAD GRINDER	283	609	MSUDLO1	92
LOCK OR UNLOCK HEAD ON ARM, RADIAL DRILL PRESS	37	606	MEML01	82

DEFENSE WORK MEASUREMENT STANDARD TIME DATA
VERB/NOUN INDEX

OPERATION/ELEMENT DESCRIPTION	TMU VALUE	OCCUPATION	DWSTDP ELEMENT	PAGE
LOCK OR UNLOCK JACKSCREW	96	60X	MSUJU01	23
LOCK OR UNLOCK TAILSTOCK SPINDLE	73	60A	MSUSL01	69
LOCK OR UNLOCK TUMBLER DOOR	108	699	MNFDL01	21
LOCK SHIFT KEY TYPEWRITER-MANUAL, ELECTRIC AND ION SELECTRIC	VARIABLE	203	MTYRSXX	3
LOOSEN ADAPTER BY TAPPING END OF DRAW BAR	134	60B	MSUAL01	76
LOOSEN AND TIGHTEN CHUCK	VARIABLE	60X	MEMCLXX	14
LOOSEN AND TIGHTEN VISE	VARIABLE	60X	MEMVLXX	15
LOOSEN ARM BOLT	174	704	SSUBL01	12
LOOSEN BARI(JOINT) WITH SPIKE MALL	84	910	BTLSL01	5
LOOSEN CAMLOC FASTENER	VARIABLE	60X	MNPLFX	3
LOOSEN CLAMP(ELECTRON TUBE) AND TIGHTEN	VARIABLE	72X	MCPCLXX	44
LOOSEN HARNESS CLAMP AND TIGHTEN	2297	72X	MUMCLO1	75
LOOSEN OR TIGHTEN FIXED PARALLEL	321	606	MSULP01	85
LOOSEN OR TIGHTEN RUSTY ADJUSTING SCREW WITH A SCREWDRIER	86	639	BTLSL01	112
LOOSEN OR TIGHTEN THURSTON CHUCK NUT WITH MALLEY	86	605	MSUNL01	60
LOOSEN OR TIGHTEN UNIVERSAL CHUCK	1084	60X	MEMCLO3	14
LOOSEN PART WITH MALLEY AND REMOVE	TABLE	U	TYLPLXX	98
LOOSEN THREADED FASTENER WITH HAMMER OR MALLEY	VARIABLE	U	NTLPLXX	85
LOOSEN TIE WITH BAR	424	910	BTTL01	6
LOWER AND RAISE MOULDER TAILGATE	368	669	MENTL01	117
LOWER AND RAISE SPINDLE FULLEY COVER, CYLINDRICAL GRINDER	88	603	MSUCL01	35
LOWER AND RAISE WORKHEAD GUARD, INTERNAL GRINDER	90	603	MENGL01	26
LOWER BLADE FOR CUTTING ON TABLE SAW	653	667	MEDBRO1	115
LOWER DRILL PRESS PLATFORM	324	6XX	MSUPRO1	7
LOWER DRUM SANDER TO OR RAISE FROM FLOOR	49	864	MTPSL01	70
LOWER OR RAISE ELEVATOR(CARGO)	2467	921	MMELO1	64
LOWER/RAISE PLATFORM(PALLET PIT)	536	921	MHTPL01	74
LUBRICATE CABLE AND INSERT IN PLUG	889	72X	SDACLO1	47
LUBRICATE DIE OR TAP WITH OIL FROM LEVER OR DIAPHRAGM TYPE CAN	86	U	BLUDLO1	46
LUBRICATE DRILL TO DRILL PLASTIC	VARIABLE	754	BLUOLXX	120
LUBRICATE MOTOR BEARING	236	699	MLUBL01	118
LUBRICATE SPOT SURFACE WITH BRUSH, CLOTH FINGER, OR STICK	VARIABLE	U	BLUBSXX	46
LUBRICATE SURFACE(LINEAR) WITH BRUSH, CLOTH, FINGER, OR STICK	VARIABLE	U	BLUBLXX	48
MACHINE TABLE TIME	TABLE	60X	TENTHXX	16

DEPENSE WORK MEASUREMENT STANDARD TIME DATA
VERB/NOUN INDEX

OPERATION/ELEMENT DESCRIPTION	TMU VALUE	OCCUP- ATION	DUNSTOP ELEMENT
MACHINE TIME FOR 10 KEY MACHINES	VARIABLE	216	BCANTXX
MACHINE TIME ONLY, ELECTRIC TYPEWRITER CONTINUOUS SPACING PER INCH	20	203	BTVSC01
MACHINE TIME PHOTO-COPIER TO READY FOR EXPOSURE FOR BCUNC ORIGINALS	17	207	BRPHT06
MAGNAFLUX PART	TABLE	709	SITPMXX
MAGNETIZE OBJECT FOR MAGNAGLO INSPECTION	VARIABLE	709	NITOMXX
MAKE CENTER SPLICE	120	62X	MWBSH01
MAKE CHECK MARK ON FLOOR	268	781	MGNHM01
MAKE CHECK WITH PORTABLE ELECTRICAL METER	VARIABLE	72X	SITCHXX
MAKE FI-PDT CHECK	VARIABLE	72X	SITHMXX
MAKE INERT GAS-ARC WELD	VARIABLE	810	BNPMMXX
MAKE PACK (INTERMEDIATE) WITH PAPER BAG	VARIABLE	920	SPKPMXX
MAKE PACK (INTERMEDIATE-FIBERBOARD)	1511	920	KPKPH01
MAKE PREPARATION FOR CLEANING PARTS IN SPRAY BOOTH	643	603	SJPPC01
MAKE SPLICE (TWO WIRES) WITH STAKE-ON PLIERS	2367	62X	SUNSM01
MAKE TELEPHONE CALL	VARIABLE	209	MOSTCXX
MAKE TRIAL CUT FOR BORING HOLE	VARIABLE	608	MSUCHXX
MANHANDLE DRUM TO PALLET	431	929	MOMHO01
MANHANDLE EMPTY PALLET	VARIABLE	929	MOMPMMX
MANHANDLE PLYWOOD	VARIABLE	U	SOMPMMX
MANUFACTURE CABLE, REPLACE STAMPING BLOCK	1370	728	SSUCH02
MANUFACTURE CABLE, REPLACE WIRE SPOOL IN CODING MACHINE	1962	728	SSUCH04
MANUFACTURE CABLE, REPLACE RIBBON IN CODING MACHINE	1690	728	SSUCH03
MARK AROUND PATTERN	13	781	MLOPH01
MARK CABLE SLEEVING, PER MARK	366	728	SIDCH01
MARK CONTAINER WITH DATE, NUMBER OF PIECES AND ORDER NUMBER	437	922	MURCH01
MARK DOTS POINTS	47	781	MLOPH02
MARK LINE WITH CHALK LINE	VARIABLE	8XX	MLOLHXX
MARK POINT	80	U	BLOPH01
MARK POINT WITH PENCIL	188	U	MLOPH01
MARK RAIL FOR CUTTING	107	910	MENR02
MASK EDGE WITH PAPER TAPE	VARIABLE	U	MWFENXX
MASK PLATE EDGES WITH TAPE PRIOR TO PAINTING	VARIABLE	U	SJPPMXX
MATCH CARDS TO SHIPMENT PLANNING WORKSHEET (SPWS) OR DD1348-1 SHIPPING DOCUMENTS	VARIABLE	222	SIDCHXX
MATCH DOCUMENTS	VARIABLE	222	NIDCHXX

DEFENSE WORK MEASUREMENT STANDARD TIME DATA
VERB/NOUN INDEX

OPERATION/ELEMENT DESCRIPTION	THU VALUE	OCCUP- ATION	OWNSTOP ELEMENT	PAGE
MEASURE AND CUBE PACK	1061	920	HGNPC01	10
MEASURE AND CUT AIRCRAFT CONTACT CABLE	VARIABLE	709	SGMCMXX	23
MEASURE DEPTH THREAD FOR ADJUSTMENT TO GAUGE	213	60X	HITTM01	19
MEASURE DEPTH WITH MICROMETER	VARIABLE	U	HITMXX	31
MEASURE DIMENSION AND MARK	TABLE	U	SLOOMXX	45
MEASURE DOOR FRAME AND CENTER IN OPENING	922	86X	HITFM01	56
MEASURE ELECTRICAL ALUMINUM CONDUIT AND CUT	1690	720	HYPCH02	105
MEASURE ELECTRICAL BRASS CONDUIT AND CUT	2490	720	HYPCH01	165
MEASURE KEYPUNCH CARDS	120	213	MKPCM01	40
MEASURE LENGTH OF MATERIAL	VARIABLE	U	HGMNXX	20
MEASURE MATERIAL AND MARK FOR CUTTING	584	68X	HGMH01	113
MEASURE MATERIAL TO DETERMINE SIZE OF CARTON FOR PACKING	94	920	HGMH01	10
MEASURE OUTSIDE MICROMETER DIMENSION AND	TABLE	U	TITMXX	33
MEASURE VENETIAN BLIND PULL AND TILTING CORD AND CUT	1901	739	SGMCH01	114
MEASURE WIRE AND CUT	VARIABLE	720	SHMXX	110
MEASURE WIRE FOR GAUGE	185	U	HITM01	32
MELT SOLDER TO SOLDER/UNSOLDER	VARIABLE	72X	MPTSMXX	72
MIX RESIN	1211	754	SJPRM01	120
MOLD CABLE PLUG	VARIABLE	720	SHMPXX	107
MOP AREA WITH DAMP MCP, OBSTRUCTED AREA, PER 10 SQUARE FEET, LIGHT SOIL	340	381	MCLAM01	6
MOP AREA WITH DAMP MOP, TILE FLOOR, PER 100 SQUARE FEET	1131	381	MCLAM02	6
MCP AREA WITH WET MOP, 32 OUNCE MOP, PER 100 SQUARE FEET	897	381	MCLAM03	6
MOP ASPHALT ON SURFACE FROM WHEELC BUCKET	VARIABLE	866	NOHAMXX	71
MOP FLOOR WITH DUST MOP, PER 100 SQUARE FEET	VARIABLE	381	MCLFMXX	9
MCP (DAMP OR WET) STAIRS (STEPS)	156	381	MCLSM01	12
MOUNT AND DISMOUNT TRUCK	521	U	MEVTM01	19
MOUNT AND REMOVE INDICATOR FOR SHOULDER OR STEP GRINDING	268	603	NSUIM01	38
MOUNT AND REMOVE WHEELHEAD, INTERNAL GRINDER	397	603	NSUMV01	39
MOUNT AND REMOVE WHEELHEAD DRIVE BELT INTERNAL GRINDER	197	603	NSUMB01	38
MOUNT ARNOLD GAUGE ON AND REMOVE FROM HOLDER	208	603	NSUGH01	37
MOUNT AXIAL LEAD PART IN AND REMOVE FROM CLIP HOLDER	VARIABLE	72X	SDAPNXX	55
MOUNT BOLT MATERIAL ON DISPENSING RACK	2243	929	HJPHM01	176
MOUNT BUEL INJECTION PUMP ON TEST STAND AMERICAN BOSCH, P88-6A	4190	620	SITPM03	103

DEFENSE WORK MEASUREMENT STANDARD TIME DATA
VERB/NOUN INDEX

OPERATION/ELEMENT DESCRIPTION	THU VALUE	OCCUP- ATION	DWSTOP ELEMENT	PAGE
MOUNT DIAMOND HOLDER ON MACHINE	103	603	BSUMK01	34
REMOVE DIAMOND HOLDER FROM MACHINE	VARIABLE	721	SDAMNXX	54
MOUNT ELECTRIC MOTOR AND HOOK UP	134	605	MSUMM02	79
MOUNT FACE MILL, SPINDLE MOUNT (FOUR SCREWS)	VARIABLE	620	SITPHXX	103
MOUNT FUEL INJECTION PUMP ON TEST STAND, SIMMONDS	3355	921	SMHIM01	72
MOUNT ITEM TO BASE USING OVERHEAD HOIST	141	606	MSUMM01	79
MOUNT MILL, SHELL TYPE MOUNTING (CENTER SCREW)	VARIABLE	8XX	MOHPMXX	1
MOUNT PART ON SPRING HOOK RACK	203	929	MHRPM01	171
MOUNT SAFETY PALLET	198	603	MSUSM01	40
MOUNT STEADY REST (OR WHEEL DRESSER) ON CYLINDRICAL GRINDER	VARIABLE	904	MEVTMXX	1
MOUNT/DISMOUNT TRAILER (VAN OR STAKE)	VARIABLE	922	MEHPMXX	85
MOUNT, START, STOP AND DISMOUNT FORKLIFT TRUCK-K-LOADER	83	U	BSBMM01	6
MOVE BODY SIDEWAYS TO NEW LOCATION WHILE SEATED	187	929	MGNMM01	171
MOVE BOLT MATERIAL END THROUGH MEASURING DEVICE	VARIABLE	921	MEHBMXX	88
MOVE BOOMLIFT	VARIABLE	920	MPKBMXX	17
MOVE BOX TO BANDING MACHINE	44	213	SKPCM01	38
MOVE CARD TO HOPPER	VARIABLE	921	MHMCMXX	64
MOVE CARGO ON CONVEYOR	79	604	MEHCM03	43
MOVE CARRIAGE SIX INCHES BY HAND, TURRET LATHE	VARIABLE	604	MEHCMXX	43
MOVE CARRIAGE WITH HANDWHEEL	VARIABLE	209	BOGCMXX	18
MOVE CHAIR WITH CASTERS WHILE SITTING	118	604	MEMSM05	46
MOVE COMPOUND SLIDE TO WORK	173368	929	SMHMT01	211
MOVE CONTAINER, MISSILE MOTOR, OR TRANSPORTER MISSILE FROM OR INTO AIRCRAFT	TABLE	U	TACCMXX	8
MOVE CRANK MOTIONS	CON/VAR	922	KJPCTXI	118
MOVE CREW/EQUIPMENT TO HOT SPOT LOADING AREA	117	604	MEMSM06	47
MOVE CROSS SLIDE TO WORK	VARIABLE	604	MEMCMXX	45
MOVE CROSS SLIDE, TURRET LATHE	81	636	MEPCM01	111
MOVE CUTTER AND POSITION TO BLADES	301	929	MHMTM01	209
MOVE DOLLY (FURNITURE-NON POWERED) BY HAND	VARIABLE	922	MEHPMXX	90
MOVE EMPTY PALLET INTO OR OUT OF CARRIER USING FORKLIFT TRUCK	347	8XX	MOHLM01	2
MOVE EXTENSION LADDER WEIGHT TO 60 POUNDS	440	8XX	MOHLM02	2
MOVE EXTENSION LADDER, LADDER 20 FEET LONG	TABLE	U	TITETXX	32
MOVE EYE FROM POINT TO POINT TO INSPECT	162	864	MOHPM01	70
MOVE FELT ASIDE FOR ADHESIVE APPLICATION				

DEFENSE WORK MEASUREMENT STANDARD TIME DATA
VERB/NOUN INDEX

OPERATION/ELEMENT DESCRIPTION	TMU VALUE	OCCUPATION	DWSTOP ELEMENT	PAGE
MOVE PPLY INTO POSITION AFTER ADHESIVE APPLICATION	263	864	MOBPM02	70
MOVE FOOT SIDWAYS OR VERTICALLY,NO PRESSURE APPLIED	9	U	BBPFM01	6
MOVE FOOTSTOCK 12 INCHES,CYLINDRICAL GRINDER	100	603	MSUPM01	37
MOVE HAND TRUCK	TABLE	929	TMHTMXX	211
MOVE HEAD IN OR OUT ON ARM,RADIAL DRILL PRESS	164	606	MEMM01	62
MOVE ILLUMINATED MAGNIFYING GLASS INTO	182	U	MJPGM01	37
MOVE INDICATOR OFF GAUGE BLOCK OR PART	VARIABLE	60X	MITIMXX	18
MOVE INFEED LEVER DOWN AND BACK,CYLINDRICAL GRINDER	92	603	MEMLM01	27
MOVE ITEM TO BASE WITH OVERHEAD HOIST	783	921	MHMIM01	69
MOVE JIG BORE TABLE TO POSITION TO INDICATOR	120	606	MEMJM02	62
MOVE JIG BORE TABLE WITH HAND WHEEL	98	606	MEMJM01	62
MOVE LADDER TO NEW LOCATION	211	U	MJPLM01	35
MOVE LEG TO 21 INCHES	VARIABLE	U	BBMLMXX	6
MOVE LEVER	TABLE	U	TACLMXX	9
MOVE LEVER JEL AUTOMATIC THREAD GRINDER	VARIABLE	609	MEMLMXX	92
MOVE METAL SHEET BY HAND	336	929	MOHSM01	216
MOVE PACK WITH FORKLIFT TRUCK	CON/VAR	922	SEHPMXX1	100
MOVE PALLET DOLLY MANUALLY WITHIN CARRIER	1418	929	MHMDM01	208
MOVE PALLET FROM TRANSFER DOCK ONTO 28/40 K LOADER	6045	929	MHMPM01	208
MOVE PALLET WITH MANUAL TRANSPORTER	VARIABLE	929	MEHPMXX	171
MOVE PALLET(483)ONTO TRANSFER LOADING DOCK	10536	922	SEHPM01	100
MOVE PANTOGRAPH MACHINE STYLE TO NEXT LINE	19	704	MOHSM01	18
MOVE PART ADJACENT SIDE TO PUNCH	VARIABLE	418	MOHPMXX	94
MOVE PART INTO OR OUT OF POSITION WITH HAMMER	169	600	MTLPM01	24
MOVE PARTS IN BASKET FROM SONIC CLEANER TO RINSE TANK	1234	603	SJPPM01	19
MOVE RECEIVED VEHICLE TO STORAGE	CON/VAR	922	KRCVMXX1	130
MOVE ROCKS/COMPOUND FROM DRUM TO CONTAINER	VARIABLE	899	SJPRMXX	21
MOVE ROD(GAUGE)FROM LAST LOCATION PLACE TO NEXT LOCATION TO PLACE	146	910	MGRM01	2
MOVE SECURITY CARGO FROM SECURITY CASE/ROOM	CON/VAR	922	SEHCHXX1	97
MOVE SLIDE IN OR OUT,ONE INCH,ENGINE LATHE	VARIABLE	604	MENSMXX	46
MOVE SLIDE TO GRADUATE LINE ON DIAL	84	604	MENSM07	47
MOVE SPRINKLER(AND MORE)TO NEW LOCATION	176	407	MOHSM01	2

DEFENSE WORK MEASUREMENT STANDARD TIME DATA
 VERB/NOUN INDEX

OPERATION/ELEMENT DESCRIPTION	TMU VALUE	OCCUPATION	OWNSTOP ELEMENT	PAGE
MOVE TABLE HORIZONTALLY 2 1/2 INCHES AND	81	668	MEWTM01	114
MOVE TABLE REVERSING DOG TO NEW POSITION	49	603	MSUDM01	36
MOVE TABLE WITH HAND WHEEL, CYLINDRICAL GRINDER	VARIABLE	603	MENTMXX	29
MOVE TABLE 1/2 INCH BY HAND, INTERNAL GRINDER	153	603	MSUMT01	39
MOVE TAILSTOCK FOUR INCHES WITH ONE REVOLUTION OF CRANK	108	604	MENTM01	47
MOVE TAILSTOCK 24 INCHES, LARGE CYLINDRICAL GRINDER	243	603	MSUTM01	40
MOVE TIE(OLD) ASIDE WITH TONGS	181	910	BTLM01	6
MOVE TRUING UNIT BASE, INTERNAL GRINDER	179	603	MSUBM01	38
MOVE TRUING UNIT FORWARD, INTERNAL GRINDER	98	603	MSUUM01	41
MOVE TURRET SADDLE, TURRET LATHE	VARIABLE	604	MENTMXX	45
MOVE TYPEWRITER FROM DESK SIDE WELL	348	203	MTYTM01	4
MOVE TYPEWRITER INTO STORAGE IN SIDE DESK WELL	459	203	MTYTM02	4
MOVE U/N CODED CARGO TO AIRCRAFT LOAD SPOT	CON/VAR	922	KSHCMX1	181
MOVE U/W CODED CARGO FROM LOAD SPOT TO STORAGE/HOLD AREA	CON/VAR	922	KRCCMX1	22
MOVE VENETIAN BLIND SLATS FROM DRYING RACK TO RINSE TANK	116	739	MOBMO1	115
MOVE WHEEL RIM	TABLE	U	TACMXX	8
MOVE WHEELHEAD CROSS SLICE FOR SETUP, INTERNAL GRINDER	163	603	MSUMC01	38
MOVE WHEELHEAD CROSS SLICE FOR OPERATION, INTERNAL GRINDER	90	603	MENTM01	26
MOVE WORKHEAD 12 INCHES ON TABLE, CYLINDRICAL GRINDER	497	603	MSUMM01	42
MOVE WRENCH TO NUT	44	910	BTLM01	7
MOVE WRENCH TO PART (POWER WRENCH, FREE RUNNING)	VARIABLE	U	BTPTMXX	104
MULTIPLICATION MANUAL	VARIABLE	209	BOGMXX	19
MULTIPLICATION MANUAL FIRST AND ADDITIONAL DIGITS	TABLE	209	TOGMXX	21
MULTIPLICATION(MACHINE) WITH CALCULATOR	TABLE	216	TCAMXX	48
MULTIPLY NUMBERS(REAC, TRANSPOSE)	TABLE	U	TOGMXX	61
NAIL ENVELOPE TO CONTAINER	811	920	MPKEN01	21
NAIL LID CLOSE(WOOD BOX)	VARIABLE	920	MPKLNXX	23
NAIL ROOFING FELT WITH ROOFING NAILS PER NAIL	68	866	MMPFN01	71
DESERVE TIME	27	U	BELT001	18
OBSTRUCTED WALK PER PACE	17	U	BOMW001	7
OBTAIN AIR HOSE AND MOVE TO WORK AREA PREPARATORY TO USE	VARIABLE	6XX	MJPHQXX	8
OBTAIN AND PLACE NETS(463L PALLET TIEDOWN)	1917	920	MPKNO01	24

EXPENSE WORK MEASUREMENT STANDARD TIME DATA
VERB/NOUN INDEX

OPERATION/ELEMENT DESCRIPTION	TMU VALUF	OCCUP- ATION	OWMSTOP ELEMENT	PAGE
OBTAIN AND PLACE PART WITH TWEEZERS.AVERAGE	69	6XX	PTLP001	9
OBTAIN AND WET BRICK PREPARATORY TO INSTALLATION	169	861	MOHBO01	62
OBTAIN BAG(PLASTIC-CARGO PROTECTOR)	603	920	MPKBO03	17
OBTAIN BLOCKS, BRACES, TIE DOWNS FOR SECURING LIGHT VEHICLE TO CARRIER	CON/VAR	929	SJPBOX1	178
OBTAIN BOLT AND POSITION	114	910	MOHBO01	3
OBTAIN BOLT MATERIAL FROM STORAGE	2857	929	MJPM001	176
OBTAIN BOOK FROM OPEN SHELF AND RETURN	VARIABLE	U	SOHBOX	60
OBTAIN BOX	TABLE	920	TOHBOX	14
OBTAIN BUSHING(OR PLUG).INSTALL IN AND REMOVE FROM JIG OR FIXTURE	171	60X	MEMBO01	13
OBTAIN CARDS,HANDFUL(AVG 200 CARDS) FROM A STANDARD 2000 COUNT EAM CARD BOX	66	813	MKPC001	40
OBTAIN CEMENT BAG AND OPEN	429	861	SOHBO01	63
OBTAIN CLIPBOARD, AFFIX AND REMOVE DOCUMENT ASIDE	VARIABLE	U	MOHCOXX	63
OBTAIN CLOTH FROM ROLL	288	862	MOHCO01	65
OBTAIN CONTAINER, EMPTY AND ASIDE FULL	193	920	MOHCO01	13
OBTAIN CONTROL AND MOVE PALLET(463L-LCADED)	TABLE	921	TMMPNXX	71
OBTAIN COPY,DRAFT DOCUMENT FROM DESK DRAWER	62	209	MPHDO01	27
OBTAIN CUTTER AND MOVE	86	639	MOHCO01	112
OBTAIN DETERGENT AND PLACE IN WATER	580	381	MJPD001	14
OBTAIN DRAFT COPY DOCUMENT AND MOVE TO WORK PLACE/TYPewriter	32	209	MPHDO02	27
OBTAIN EMPTY PALLET WITH FORKLIFT TRUCK	CON/VAR	922	SEHPOX1	100
OBTAIN EMPTY PALLET(463L)AND PLACE IN BUILD UP PIT	CON/VAR	922	SEHPOX2	101
OBTAIN GASKET CUTTER FROM CASE AND PUT AWAY	286	86X	MOHCO01	57
OBTAIN GREASE FROM CONTAINER WITH STICK CR FINGER	49	699	MLUG001	116
OBTAIN LAMPWICK AND WRAP ON THREADS OF PIPE	823	862	MOHLO01	65
OBTAIN MANIFEST(AIR CARGO)FROM PILOT, SIGN FOR SPECIAL HANDLING	682	922	SRCM001	118
OBTAIN MICROFILM DECK CARTRIDGE FROM STORAGE FILE	83	208	MFRDO01	14
OBTAIN OBJECT	TABLE	U	TGTOOXX	21
OBTAIN OVERCOAT AND SPREAD TO BUTTON	179	782	MPKOO01	130
OBTAIN PALLET(463L)WITH PLASTIC BAG,CARGO NETS AND TRANSPORT TO BUILD UP PIT	13496	922	MEMPO01	90
OBTAIN PARALLELS.SET UP FOR USE, AND ASIDE	1768	606	SSUP001	86
OBTAIN RESISTANCE VALUE WITH WHEATSTONE BRIDGE	VARIABLE	72X	SITROXX	67
OBTAIN ROD AND ASSEMBLE TO CUTTING ARM. DISASSEMBLE AND PLACE ASIDE	478	639	MEMRO01	111

DEFENSE WORK MEASUREMENT STANDARD TIME DATA
VERB/NOUN INDEX

OPERATION/ELEMENT DESCRIPTION	THU VALUE	OCCUP- ATION	CUNSTOP ELEMENT	PAGE
OBTAIN BANDING BLOCK AND ATTACH SANDPAPER	112	86X	NJPB001	86
OBTAIN SHIRT(SHIRT DRESS JACKET) AND SPRAC TO BUTTON	133	782	WPKB001	130
OBTAIN STACK OF PALLETS (WAREHOUSE OR 463-L) OR SKIDS	VARIABLE	927	NJPP0XX	112
OBTAIN STEPLADDER FROM FLOOR, SET UP, TAKE DOWN, AND ASIDE TO FLOOR, LADDER TO 12 FEET TALL	772	U	NJPS001	40
OBTAIN TOOL FROM OPEN TOOLBOX AND ASIDE TO TOOL BOX OR BENCH TOP	77	U	MTLT001	92
OBTAIN TOOL FROM ROADBED	179	910	ETLT001	7
OBTAIN VENETIAN BLINDS PARTS, MOVE TO TABLE	988	730	SOHP001	118
OBTAIN WIRE FROM ROLL AND STRAIGHTEN END	VARIABLE	U	WNPW0XX	66
OFFLOAD AIRCRAFT PALLETIZED CARGO-AFLC AND MAC	VARIABLE	922	JRCA0X1	131
OFFLOAD AIRCRAFT (RAMP/ELEVATOR TYPE) U/W CODED CARGO (PER PIECE)	VARIABLE	921	KMNC0XX	73
OFFLOAD CARGO (463L PALLET) WITH 25/40K LOADER	14436	921	SHNC001	72
OFFLOAD LOOSE AIRCRAFT CARGO (PER AIRCRAFT)	CON/VAR	922	KRCA0X2	119
OFFLOAD LOOSE AIRCRAFT (RAMP/ELEVATOR TYPE) CARGO (PER AIRCRAFT)	CON/VAR	922	KRCA0X1	119
OFFLOAD NON-PALLETIZED AIRCRAFT	VARIABLE	922	JRCA0X2	133
OFFLOAD RAMP/ELEVATOR TYPE AIRCRAFT-PER AIRCRAFT	VARIABLE	922	JRCA0X3	134
OFFLOAD TRUCK/TRAILER AT TERMINAL, MOVE CARGO TO TEMPORARY HOLD AREA	CON/VAR	922	KRCT0X1	129
ONLOAD AIRCRAFT (RAMP/ELEVATOR ACCESS TYPE)	VARIABLE	922	JSNACK3	186
OPEN A PAPER OR JIFFY BAG AND STAPLE CLOSE	TABLE	920	TPKB0XX	29
OPEN AND CLOSE BAG	VARIABLE	920	WPKB0XX	17
OPEN AND CLOSE BASKET-MINGED, DOUBLE, SWINGING DOORS	VARIABLE	899	SJPD0XX	20
OPEN AND CLOSE BOTTOM GUARD DOOR, DO-ALL CONTOUR SAW	236	607	WENC002	67
OPEN AND CLOSE CABINET DOOR, SWING OR SLICE	VARIABLE	U	NJPDCXX	36
OPEN AND CLOSE CABINET DOOR, SINGLE OR DOUBLE WITH LOCKING HANDLE OR KNOB	128	U	NJPDC06	36
OPEN AND CLOSE CABINET DOOR, SECURED WITH PIN LATCH	349	U	NJPDC07	36
OPEN AND CLOSE CARD CABINET DRAWER	VARIABLE	213	WKPDCXX	42
OPEN AND CLOSE CASE, MICROMETER CASE OR SIMILAR WITH PUSH BUTTON LATCH	62	60X	NJPC001	20
OPEN AND CLOSE COLLET	266	603	WENC001	26
OPEN AND CLOSE COLLET CHUCK WITH WRENCH	767	60X	WENC001	13
OPEN AND CLOSE CONVEYOR GATE, SINGLE GATE ON ONE SIDE OF DOUBLE GATE	VARIABLE	U	WONB0XX	68
OPEN AND CLOSE DASH COMPARTMENT	182	U	NJPC002	38

DEFENSE WORK MEASUREMENT STANDARD TIME DATA
VERB/NOUN INDEX

OPERATION/ELEMENT DESCRIPTION	TNU VALUE	OCCUP- ATION	DNSTDP ELEMENT	PAGE
OPEN AND CLOSE DOOR (CONEX)	1448	920	NFKDCG01	21
OPEN AND CLOSE DOUBLE GATE	723	929	NOH8001	213
OPEN AND CLOSE FILM DEVELOPER COVER	VARIABLE	976	SSUC001	225
OPEN AND CLOSE FIREWALL DOOR	VARIABLE	929	NOHDPXX	213
OPEN AND CLOSE HERMETICALLY SEALED CAN	VARIABLE	U	NPKCCXX	72
OPEN AND CLOSE MACHINIST TOOLBOX	VARIABLE	U	NJPT0XX	40
OPEN AND CLOSE PASSAGE DOOR, TWO-WAY SWINGING	75	U	NOH0008	64
OPEN AND CLOSE PASSAGE DOOR WITH DOORKNCS AND CLOSER MECHANISM, PUSH TO OPEN	68	U	NOH0002	63
OPEN AND CLOSE PASSAGE DOOR WITH DOORKNCS WITH AUTOMATIC CLOSER, PULL TO OPEN	90	U	NOH0003	64
OPEN AND CLOSE PASSAGE DOOR WITH DOORKNCS, PUSH OR PULL REQUIRED TO OPEN DOOR	100	U	NOH0001	63
OPEN AND CLOSE PASSAGE DOOR, QUICK RELEASE WITH AUTOMATIC CLOSER, PUSH TO OPEN	91	U	NOH0006	64
OPEN AND CLOSE PASSAGE DOOR, QUICK RELEASE PULL TO OPEN, AUTOMATIC CLOSER	127	U	NOH0007	64
OPEN AND CLOSE PASSAGE DOOR, NO LATCH, WITH AUTOMATIC DOOR CLOSER	75	U	NOH0004	64
OPEN AND CLOSE POCKET KNIFE	136	U	SJPK001	42
OPEN AND CLOSE SLIDING PASSAGE DOOR	111	U	NOH0009	64
OPEN AND CLOSE SPECIAL CYLINDER VISE	76	849	NVSV001	17
OPEN AND CLOSE STEADY REST	316	604	NEN8001	47
OPEN AND CLOSE STORAGE DRAWER	VARIABLE	U	NJP00XX	36
OPEN AND CLOSE TOOL BOX CRAWLER	30	U	NJP0009	37
OPEN AND CLOSE TOOL COMPARTMENT MOUNTED ON TRUCK OR SIMILAR	73	U	NJPC001	35
OPEN AND CLOSE TOOLBOX, STORAGE TYPE 2-B BY 5 X 5 X 11.6 FEET	198	U	NJPT003	40
OPEN AND CLOSE TOOLBOX LID	70	U	NJPT004	40
OPEN AND CLOSE TOP GUARD DOOR, OO-ALL CONTOUR SAW	209	607	NEM0001	87
OPEN AND CLOSE TRAILER DOOR (ATTACH/REMOVE SEAL)	VARIABLE	929	NJPT0XX	174
OPEN AND CLOSE TRAILER-SIDE AND/OR REAR DOOR	VARIABLE	929	NJPT0XX	174
OPEN AND CLOSE VALVE	VARIABLE	U	NACVCXX	4
OPEN AND CLOSE VISE	480	603	NVSV001	43
OPEN AND CLOSE WHEEL COVER, LARGE COVER	282	603	NSUC001	36
OPEN AND SECURE BUILDING DOORS	VARIABLE	929	SJPT0XX	170
OPEN AND SECURE BUTLER HUT DOOR	VARIABLE	929	SJPT0XX	170
OPEN AND SECURE MAGAZINE DOORS	1649	929	SJPT003	170
OPEN AND UNPACK CONTAINER (CYLINDRICAL)	382	920	SPKC001	38
OPEN AND/OR CLOSE 4X6 FOOT OVEN DOOR	VARIABLE	681	NOH00XX	110

DEFENSE WORK MEASUREMENT STANDARD TIME DATA
VERB/NOUN INDEX

OPERATION/ELEMENT DESCRIPTION	TMU VALUE	OCCUPATION	DWNSHOP ELEMENT
OPEN BINDER TECHNICAL ORDER TYPE RING AND CENTER POST LOCKING MECHANISM	128	209	MPFB002
OPEN BINDER, 2 POST LEDGER TYPE WITH BUTTON TYPE LATCH MECHANISM	89	209	MPFB006
OPEN BINDER, 2 POST LEDGER TYPE WITH THUMB ACTUATED LATCH BAR AND MECHANISM	76	209	MPFB005
OPEN BINDER, 2 POST LEDGER TYPE WITH KEY LOCKING MECHANISM	137	209	MPFB004
OPEN BINDER, 2-3 RING LOOSE LEAF TYPE	26	209	MPFB001
OPEN BINDER, 4 POST TYPE, WITH SCREW AND LEVER LATCH MECHANISM	126	209	MPFB003
OPEN BOOK TO MARKED PAGE	67	U	MOHB001
OPEN BOX	VARIABLE	U	MPKBOXX
OPEN CABINET DOOR, CLOSE AND LOCK	276	U	MJPC006
OPEN CABINET, 2 DOOR STORAGE, WITH BOTH HANDS EMPTY, OP WITH ONE HAND HOLDING OBJECT WEIGHING LESS THAN 2.5 LBS.	49	209	MOGC001
OPEN CAN WITH STATIONARY CRANK TYPE CAN OPENER	VARIABLE	U	SPKCOXX
OPEN CARTON (SEALED)	VARIABLE	920	MPKCOXX
OPEN CONTAINER (CARDBOARD)	184	920	MPKCO02
OPEN CONTAINER (TRI-WALL)	1878	920	MPKT001
OPEN COVER	VARIABLE	7XX	MOHCOXX
OPEN CRATE (WIREBOUND) WITH HAMMER	137	920	MPKCO07
OPEN DESK DRAWER, ALL SIDES AND CENTER	VARIABLE	209	MOGDOXX
OPEN DOUBLE-BOXCAR DOOR	586	929	MJPD011
OPEN ENVELOPE (PARTS) AND REMOVE CONTENTS	VARIABLE	U	MPKEOXX
OPEN ENVELOPE BY TEARING END	VARIABLE	U	SPKEOXX
OPEN ENVELOPE, MAILING TYPE	76	209	MPHE001
OPEN FASTENER, 2-3/4 IN. ACCO TYPE WITHOUT LOCK STRAP AND PRONGS BENT OUTWARD	34	209	MPFF003
OPEN FILE DRAWER STANDARD UPRIGHT TYPE FILE, MULTI DRAWER	VARIABLE	206	MFLFOXX
OPEN INSECTICIDE CONTAINER	837	389	MJPC001
OPEN JAR, SCREW TYPE LID	66	U	SPKJO01
OPEN JAR, SCREW TYPE LID	113	U	MPKJO01
OPEN KNOB ON ACETYLENE TORCH TIP	93	61X	MACK001
OPEN LATCH LOCK AND MOVE ASIDE	VARIABLE	U	MNFLOXX
OPEN LATCH ON HANDLE OF GUILLOTING PAPER CUTTER	38	209	MPHLO01
OPEN LID (WIREBOUND CRATE)	62	920	MPKLO01
OPEN METAL CAN WITH STATIONARY CRANK TYPE CAN OPENER, EMPTY CONTENTS, AND ASIDE CAN	VARIABLE	U	MPKCOXX
OPEN OR CLOSE CALIPER	VARIABLE	U	BITCOXX

CENSE WORK MEASUREMENT STANDARD TIME DATA
VERB/NOUN INDEX

OPERATION/ELEMENT DESCRIPTION	TMU VALUE	OCCUPATION	OBSTACLE ELEMENT	PAGE
OPEN OR CLOSE FASTENER ON CASE	VARIABLE	U	MPFFOXX	49
OPEN OR CLOSE FUSED CUTOFF ON POLE WITH DISCONNECT STICK	202	921	MONCO01	49
OPEN OR CLOSE GLASS BOOKCASE COVER	74	209	MOGBA01	20
OPEN OR CLOSE SLICING DOUBLE COVER(BUTLER HUT)	VARIABLE	929	MJPDHXX	173
OPEN OR CLOSE VALVE	36	U	MACVO03	4
OPEN OR CLOSE VALVE	VARIABLE	U	MACVOXX	4
OPEN PAPER BAG, PREPARATORY TO PLACE OBJECT IN BAG	25	U	BPKB001	70
OPEN PAPER GUIDES(IBM ACCTG MACHINE)	25	213	MDMPH08	35
OPEN POWDER ACTUATED GUN	99	860	MTFGC01	61
OPEN SINGLE BOXCAR DOOR	273	929	MJPD010	174
OPEN SNIPS, POSITION TO WORK, CLOSE AND PLACE ASIDE	99	U	MTLS001	91
OPEN SOAP DISPENSER, CHECK SOAP LEVEL, AND CLOSE	107	381	MCLD001	6
OPEN STORAGE DRUM	170	U	MPKD001	72
OPEN VISE(PIPE)	266	862	MVSV001	69
OPEN WIREBOUND BOX	VARIABLE	920	MPKW0XX	29
OPEN 2-3/4 OR 3-1/2 INCH ACCO FASTNER	VARIABLE	209	MPFFOXX	24
OPEN(STAPLED) BAG(JIFFY OR PAPER)	VARIABLE	920	MPKBJXX	17
OPEN/CLOSE DOUBLE HINGED DOORS	VARIABLE	929	MONDOXX	213
OPEN/CLOSE INK PAD	82	209	MIDPO01	18
OPEN, CLOSE AND NAIL BOX(WOOD)	VARIABLE	920	MPKOBXX	25
OPEN, EMPTY, AND ASIDE ENVELOPE	TABLE	U	TPKEOXX	74
OPEN, STAPLED OR GLUED FLAP CONTAINER (CARDBOARD)	137	920	MPKOC01	25
OPERATE BRUNING COPIER	496	972	SPRC001	224
OPERATE CRANE(TRUCK, WAREHOUSE)	TABLE	921	TENCOXX	61
OPERATE DRILL PRESS	VARIABLE	606	MEMOPXX	82
OPERATE ELECTRIC FORKLIFT	TABLE	922	TENFEXX	93
OPERATE ELECTRIC FORKLIFT	TABLE	922	TENOFXX	95
OPERATE ELECTRIC TRANSPORTER	TABLE	922	TENTOXX	97
OPERATE FOOT CONTROL WITH PRESSURE	70	U	MACCO01	2
OPERATE FORKLIFT TRUCK	VARIABLE	922	MEMFOXX	89
OPERATE FORKLIFT TRUCK(THREE TON CAPACITY)	TABLE	922	TENFOXX	94
OPERATE HOIST(A-FRAME)	TABLE	921	TMMHOXX	69
OPERATE HOIST(POWER, AIR OR ELECTRIC)	VARIABLE	921	MEMHOXX	89
OPERATE HYDRAULIC DOCK	2009	921	NMTD001	74
OPERATE ITEX CAMERA	819	972	SPRC003	225

DEFENSE WORK MEASUREMENT STANDARD TIME DATA
VERB/NOUM INDEX

OPERATION/ELEMENT DESCRIPTION	TNU VALUE	OCCUP- ATION	OWNSTOP ELEMENT	PAGE
OPERATE LIGHTING EQUIPMENT	VARIABLE	929	SACE0XX	176
OPERATE MANUAL TRANSPORTER, RUN IN OR OUT	86	929	MMHT003	209
OPERATE MANUAL TRANSPORTER FORKS	VARIABLE	929	MMHT004	209
OPERATE OVERHEAD 24 INCH CAMERA	180	972	SPRC002	226
OPERATE SWITCHES, CONTROL PANEL	VARIABLE	U	HACSOXX	3
OPERATE VACUUM PRINTING FRAME	248	972	SPRF001	226
OPERATE/BOOMLIFT (ELECTRIC) BOOM	VARIABLE	921	MEMBOXX	56
OPERATE/MOVE HOIST (BRIDGE CRANE)	TABLE	921	TMMHXX	68
OPERATE/MOVE/PULL HOIST (MONORAIL)	TABLE	921	TMMHPXX	70
OPERATE/MOVE/RAISE/LOWER HOIST (FLOOR CRANE)	TABLE	921	TMMHLXX	67
OPERATE/MOVE/RAISE/LOWER HOIST (JIB CRANE)	TABLE	921	TMMHRXX	71
OPERATIONS OF FORKLIFT TRUCK IN STORAGE AND STRAPPING AREA	2020	922	SEFP001	98
OVERPUNCH X	18	213	MKPO001	43
OVERWRAP AND TAPE CARTON	636	920	MPKCT01	20
PACK CARTON ON LINE (FIBERBOARD)	VARIABLE	920	JPKCPX2	53
PACK CARTON (FIBERBOARD) FOR PARCEL POST	VARIABLE	920	JPKCPX1	52
PACK JIFFY BAG ON LINE	382	920	SPKBJ01	34
PACK OR UNPACK BAG (BARRIER)	VARIABLE	920	KPKBPXX	46
PACK PARCEL POST BAG (JIFFY)	2818	920	JPKBPX1	50
PACK PART IN BAG AND BOX	202	920	SPKPP01	44
PACK WOOD BOX OFF LINE	VARIABLE	920	JPKBPX3	51
PACKAGE ITEM AND SEAL CARTON (EXTERIOR CONTAINER)	TABLE	920	TPKCPXX	32
PACKAGE ITEM AND SEAL CARTON (INTERIOR CONTAINER)	VARIABLE	920	SPKCPXX	38
PACKAGE ITEM IN BLISTER PACKAGE	527	920	SPKIP08	42
PACKAGE ITEM IN FIBER CAN, SEAL WITH TAPE	1439	920	SPKIP02	42
PACKAGE ITEM IN INTERIOR AND EXTERIOR CARTON	TABLE	920	SPKIPXX	41
PACKAGE ITEM IN OIL AND SEAL (MACHINE)	593	920	SPKIP10	43
PACKAGE ITEM IN REUSABLE METAL CONTAINER	12986	920	SPKIP11	43
PACKAGE ITEM IN RIGID CONTAINER-RING SEAL	2634	920	SPKIP04	42
PACKAGE ITEM IN RIGID CONTAINER-MACHINE SEALED	1388	920	SPKIP03	42
PACKAGE ITEM IN SKIN PACKAGE, VACUUM FORMED WITH CUSHIONING	1363	920	SPKIP07	42
PACKAGE ITEM IN STRIPPABLE COMPOUND (FOIL WRAP)	1944	920	SPKIP05	42
PACKAGE ITEM IN STRIPPABLE COMPOUND (NO WRAP)	1803	920	SPKIP06	42
PACKAGE ITEM IN WOODBOX (FINAL SHIPPING CONTAINER) WITH HOIST	4864	920	SPKIP01	41
PAINT LUGGED WIRE	179	72X	MPAW001	72

EXPENSE WORK MEASUREMENT STANDARD TIME DATA
VERB/NOUN INDEX

OPERATION/ELEMENT DESCRIPTION	TNU VALUE	OCCUPATION	OWNSTOP ELEMENT	PAGE
PAINT STENCIL LETTER WITH BRUSH	VARIABLE	740	NPALPXX	117
PICK UP BATCH OF SHEETS, FROM FLAT SURFACE WITH TWO HANDS-25-50 PAPERS, LOOSELY STACKED	41	209	BPMSH02	27
PICK UP HANDLE (JACK)	93	910	NTLMP01	7
PICK UP LOAD WITH FORKLIFT, MOVE AND STACK	1789	922	SEMLP01	98
PICK UP LOADED PALLET AND MOVE WITH ELECTRIC STANDUP OPERATED FORKLIFT TRUCK	CON/VAR	922	SEHPPX1	101
PICK UP MATERIAL, TRANSPORT, DROP WITH FORKLIFT TRUCK	CON/VAR	922	SEHMPX1	96
PICK UP OBJECT AND SET DOWN	VARIABLE	U	MOHPOXX	66
PICK UP PALLET (LOADED 4000 POUNDS) WITH AN ELECTRIC FORKLIFT TRUCK	447	922	MEHPP03	91
PICK UP PALLET (LOADED-2000 POUNDS) IN RAILROAD CAR WITH ELECTRIC FORKLIFT	533	922	MEHPP01	90
PICK UP PALLET (LOADED-4000 POUNDS) WITH ELECTRIC FORKLIFT TRUCK	321	922	MEHPP04	91
PICK UP PALLETS/UNIT LOADS WITH FORKLIFT TRUCK	TABLE	922	TEHPPXX	96
PICK UP PART AND SET DOWN	180	U	MOHPP01	66
PICK UP WHEELBARROW HANDLES AND PUT DOWN	160	U	BMHWP01	47
PICKUP BATCH OF SHEETS FROM FLAT SURFACE WITH ONE HAND-UP TO 25 PAPERS LOOSELY STACKED	31	209	BPMSH01	26
PICKUP CARDS FROM FLAT SURFACE WITH TWO HANDS, LOOSELY STACKED, 25-50 CARDS IN BATCH	82	209	BPMSH02	26
PICKUP CARDS FROM FLAT SURFACE, LOOSELY STACKED, UP TO 25 CARDS IN BATCH	37	209	BPMSH01	26
PICKUP PALLET (LOADED 2000 POUNDS) WITH ELECTRIC FORKLIFT TRUCK	465	922	MEHPP02	91
PIN MATERIAL TO CHAIR OR OTHER MATERIAL	90	780	SCPMP01	125
PLACE AIR CARGO ON WAREHOUSE PALLET, POSITION PALLET FOR MOVEMENT TO AIRCRAFT	CON/VAR	922	KSNCPX1	152
PLACE BAR (CLAW) ON FOUR BALL PULLER	72	910	BTLBP02	8
PLACE BAR (CLAW) ON SPIKE	120	910	BTLBP01	8
PLACE BAR (GAUGE), ON RAILS	124	910	MGNBP01	2
PLACE BOOT/SHOE ON TREE	VARIABLE	368	MOHBPXX	1
PLACE BOX ASIDE	TABLE	920	TOHBPXX	18
PLACE BOX TYPE COVER ON UNIT	TABLE	7XX	SOHCPXX	10
PLACE CARD IN VISIBLE INDEX FILE (3X5 TO 8X11 INCH CARD)	208	206	MP LCP01	7
PLACE CARDS IN HOPPER-ISM ACCTS MACHINE	130	213	MONCH07	32
PLACE CARDS IN RACK	82	213	MONCH09	33
PLACE CARDS IN TRAY-ISM ACCTS MACHINE	66	213	MONCH08	33
PLACE CARDS ON MACHINE TOP	20	213	MONCH10	33
PLACE CENTER IN DIVIDING HEAD	89	608	MSUPC01	80

DEFENSE WORK MEASUREMENT STANDARD TIME DATA
 VERB/NOUM INDEX

OPERATION/ELEMENT DESCRIPTION	TMU VALUE	OCCUPATION	OWNSTDP ELEMENT	PAGE
PLACE CLAMP(C-TYPE) ON RAIL FLANGE	89	910	MCPCP01	2
PLACE CUTTER ON ARBOR, MILLING MACHINE	171	605	MSUCP01	78
PLACE DAUOIOR NUTION SAW SHAFT	47	667	MSUCP01	116
PLACE DIAMOND HOLDER BRACKET ON AND REMOVE FROM MACHINE	225	603	MSUCP01	38
PLACE DOCUMENT IN PLASTIC PROTECTOR TO 9 X 11 INCHES	86	920	MPHOP03	15
PLACE DOLLY(PALLET) IN CARRIER BY FORKLIFT TRUCK AND RETURN DOLLY TO STORAGE	CON/VAR	922	SEHDPX1	98
PLACE DRIVING DOG ON OR REMOVE FROM PART	112	603	MEMDP01	26
PLACE EMERY OR CROCUS CLOTH ON	327	6XX	MJPEP01	4
PLACE EMPTY PALLET; MOVF LOADED	CON/VAR	922	KRCPPX1	127
PLACE FIRE BRICK AND TAP INTO POSITION	280	861	MOHSP01	62
PLACE FIXTURE ON AND REMOVE FROM ARBOR PRESS	136	616	MJPPP01	95
PLACE FLAME CUTTING MACHINE ON RING	91	616	MSUNP01	42
PLACE FLUORESCENT TUBE INTO CARTON	184	389	MOHTP01	14
PLACE GLASS IN WINDOW FOR FINAL INSTALLATION	138	665	MOHSP02	70
PLACE HANG TRUCK ON OR GET OUT OF CREW TRUCK	293	929	MMHTG08	209
PLACE HANDLE IN JACK	75	910	NTLMP02	7
PLACE HANDELS, BINDER CLIP, IN DOWN POSITION	14	209	MPFHP01	25
PLACE HANDELS, BINDER CLIP, IN UP POSITION	48	209	MPFHP02	25
PLACE HOOK IN PART, S-TYPE HOOK	86	U	BOHMP01	62
PLACE IN AND REMOVE OBJECT FROM OVEN, ADDITIONAL OBJECT	126	621	MOHOP02	110
PLACE ITEM IN CONTAINER WITH OVERHEAD PCIST.	674	921	MMHTP01	66
PLACE ITEM(SUPPORTED) IN BAG	VARIABLE	920	MPKIPXX	22
PLACE JACK UNDER RAIL AND TIGHTEN	VARIABLE	910	NTLJPXX	8
PLACE LEVEL ON RAIL	120	910	NTLLP01	8
PLACE LID AND LOCKING RING ON METAL CONTAINER	283	920	MPKLP02	24
PLACE LID ON FIBERCAN	125	920	MPKLP01	23
PLACE LID ON TRIPLE-WALL CONTAINER	233	920	MPKLP03	24
PLACE LINER(CARDBOARD) IN BOX	163	920	MJPLP02	13
PLACE LINER(PAPER) IN CONTAINER	466	920	MJPLP01	13
PLACE LONGITUDINAL STOP ROD TO CORRECT POSITION, TURRET LATHE	89	604	MEMLP01	44
PLACE LOOP ON TERMINAL AND CLOSE WITH PLIERS	96	82X	NTLLP01	46
PLACE LUBRICANT/SEALANT WITH OIL CAN	113	699	MLULP01	120
PLACE MATERIAL IN GOOD VISE	VARIABLE	64X	BOHMPXX	113
PLACE NUT SETTER ON NUT HEAD	68	910	MTFMP01	9
PLACE OBJECT IN AND REMOVE FROM OVEN, FIRST OBJECT	394	621	MOHOP01	110

DEFENSE WORK MEASUREMENT STANDARD TIME DATA
VERB/NOUN INDEX

OPERATION/ELEMENT DESCRIPTION	THU VALUE	OCCUP- ATION	DWPSTDP ELEMENT	PAGE
PLACE OBJECT WITH A COMBINATION OF MOVE AND/ OR POSITION MOTIONS USING THE HAND(S) OR FINGERS	TABLE	U	TPLOPXX	75
PLACE OLU CARD IN CARD SLOT	42	213	MKPCS01	41
PLACE ON AND REMOVE CHUCK FROM SPINDLE NOSE, CYLINDRICAL GRINDER	262	603	MSUCP01	36
PLACE ON AND REMOVE WRENCH FROM DRAW BAR LOCK NUT	68	605	SSUVP01	75
PLACE OR REMOVE DOCUMENTS(BUNDLE) FROM CONTAINER	VARIABLE	920	MPHDPXX	18
PLACE PAPER ON IBM ACCTG MACHINE	39	213	MONPH07	35
PLACE PART BETWEEN CENTERS AND REMOVE, CYLINDRICAL GRINDER	171	603	MEMPP01	28
PLACE PART IN HOLE	VARIABLE	7XX	MONPPXX	10
PLACE PAWT IN PLATING TANK	VARIABLE	50X	SOHPPXX	4
PLACE PARTS IN BASKET IN CLEANING TANK	167	503	NJPPP01	13
PLACE PARTS(IN BASKET) IN DRYER	228	503	SJPPP01	15
PLACE PLASTIC TRAY ON CONVEYOR LINE	132	929	MOHTP01	215
PLACE PLUG/RECEPTACLE IN PLASTIC BAG	1363	82X	SOHPP01	45
PLACE PROGRAM CARD ONTO IBM MACHINE PROGRAM DRUM	139	213	MKPCP01	41
PLACE PULLER(FOUR BALL) ON SPIKE	123	510	BTLP01	5
PLACE RADIUS BAR IN FLAME CUTTING MACHINE	145	816	MSUBP01	42
PLACE ROD(GAUGE),ON RAIL FLANGE	188	910	MGNRP01	2
PLACE RUBBER HOSE ON ENERGIZED LINE	324	821	MONHP01	50
PLACE SHAFT IN AND REMOVE FROM HUB FOR BALANCING GRINDING WHEEL ASSEMBLY, JEL AUTOMATIC THREAD GRINDERS	1803	609	MSUSP01	93
PLACE SMALL PART ON TREE RACK	98	5XX	MONHP01	1
PLACE SCO TO ONE SIDE WITH SHOVEL	269	407	MONSP01	2
PLACE SOUND PROOFING BLANKET FILLER IN WRAP	VARIABLE	739	SFAFPXX	113
PLACE SPACER(OR SHIM) ON ARBOR	98	608	MSUSP01	60
PLACE STEADY REST ON MACHINE, SECURE AND REMOVE	871	604	MSUSP01	69
PLACE STENCIL ON WALL	203	74X	NJPSP01	116
PLACE STONE, PER STONE	270	407	SOHSP01	2
PLACE SUSPENSE DOCUMENT IN FILE REMOVE SUSPENSE DOCUMENT FROM FILE	232	206	MPLOS01	8
PLACE TACKS IN MOUTH	139	780	MOHTP01	126
PLACE TONGS ON TIE(RAILROAD)	91	910	BTLYP01	7
PLACE TOOL IN AND REMOVE FROM MAGIC CHUCK	VARIABLE	606	MENTPXX	84
PLACE TOOL IN CHUCK AND TIGHTEN	190	U	HTPTP01	108
PLACE TRANSPORTER IN CARRIER OR REMOVE FROM CARRIER	1780	922	MENTP01	91

DEFENSE WORK MEASUREMENT STANDARD TIME DATA
VERB/NOUN INDEX

OPERATION/ELEMENT DESCRIPTION	TMU VALUE	OCCUPATION	OWNSHIP ELEMENT	PAGE
PLACE TREATED CLOTH ON BROOM TO MAKE DUST MOP	274	381	NJPCP01	10
PLACE TRJUSERS PLAT ON TABLE FOR FOLDING	182	782	HPKTP01	131
PLACE VENETIAN BLIND-BOTTOM RAIL ON FOLDED TAPES(ON HEAD RAIL)	80	739	NONNCP01	113
PLACE VISE JAW PROTECTORS	143	7XX	NJPPP01	6
PLACE WASHER IN ALIGNMENT WITH NUT FRICE TO STARTING NUT ON THREADS	62	U	HTFHP02	82
PLACE WASHER ON BOLT OR SCREW	73	U	HTFHP01	82
PLACE WASHER ON SCREW OR BOLT	VARIABLE	U	HTFHPXX	80
PLACE WASTE MATERIAL IN TRASH CONTAINER	128	381	NONHP01	15
PLACE WIRE THROUGH HOLE IN OBJECT	41	U	NONHP01	66
PLACE WRAP AROUND OR CAP SHAPED COVER ON UNIT	VARIABLE	7XX	NONCPXX	9
PLACE WRENCH ON AND REMOVE FROM ARBOR NUT	123	605	BSUNP03	76
PLACE WRENCH ON NUT OF THURSTON CHUCK	109	605	BSUNP02	75
PLUG PART IN BY HAND	VARIABLE	72X	NONPPXX	71
POINT MORTAR JOINT, HORIZONTAL AND	208	861	HTLJP01	64
POLISH SURFACE WITH CROCUS CLOTH, ETC., PART CHUCKED IN HAND DRILL	VARIABLE	6XX	NCLSPXX	2
POLISH AND CLEAN COMMUTATOR WITH CROCUS CLOTH	486	721	SCLCP01	92
POSITION ADAPTER IN SPINDLE ON MILLING MACHINE	98	605	MSUAP01	76
POSITION AND REMOVE SCOTCH BLOCKS	408	921	NONBP01	74
POSITION AND SECURE NETS(CARGO) ON 463L PALLET	VARIABLE	920	HPKNPXX	24
POSITION ARNOLD GAUGE TO PART AND REMOVE	96	603	MEMGP01	26
POSITION ASBESTOS SHINGLE TO WALL	268	863	NONBP01	69
POSITION BALL TO EXACT LINE USING VARIABLE LINE SPACER FROM WITHIN 6 LINES OR 1 INCH	77	203	HTYCP03	2
POSITION BALL TO EXACT SPACE ON SAME LINE	36	203	HTYCP06	2
POSITION BANDSAW BLADE ON TWO ROLLERS OF AN AUTOMATIC SHARPENING MACHINE	536	601	MEMBP01	25
POSITION BIT AND BRACE(FOR DRILLING AND REMOVE	69	860	HTLBP01	60
POSITION BLOWPIPE TO METAL	48	811	NONBP01	41
POSITION BUCKET TO POUR FORM	282	699	NONBP02	120
POSITION CAP AND BLEEVE ON PALLET	2043	920	HPKCP01	20
POSITION CARRIAGE TO EXACT SPACE ON SAME LINE	34	203	HTYCP05	2
POSITION CARRIAGE/BALL TO EXACT LINE FOR EACH ADDITIONAL 6 LINES OR 1 INCH	13	203	HTYCP04	2
POSITION CARRIAGE/BALL TO EXACT LINE USING VARIABLE LINE SPACER FROM WITHIN 6 LINES OR 1 INCH	66	203	HTYCP02	2

DEFENSE WORK MEASUREMENT STANDARD TIME DATA
VERB/NOUM INDEX

OPERATION/ELEMENT DESCRIPTION	TMU VALUE	OCCUP- ATION	DUNSTDP ELEMENT	PAGE
POSITION CARRIAGE/BALL TO EXACT LINE USING ROLLER KACS PROP WITHIN 6 LINES OR 1 INCH	39	203	HTVCP01	2
POSITION CHOCKS TO WHEELS	109	929	NJPCP01	173
POSITION CHUCK JAW USING WRENCH	VARIABLE	604	NSUJPKX	68
POSITION COMBINATION SQUARE TO GAUGE ANGLE	137	60X	NGNSP01	17
POSITION COTTON BATTING	135	780	SOMSP01	126
POSITION DIE TO PIPE AND START FIRST THREAD. HAND-HELD PIPE DIE	116	862	HTLDP01	62
POSITION DISC CUTTER POINTER	66	607	BSUPP01	90
POSITION DRAW BAR AND ENGAGE IN ADAPTER	73	606	NSUBP01	77
POSITION DRILL FOR DRILLING, HAND HOLE PORTABLE POWER DRILL	VARIABLE	U	HTPOPXX	106
POSITION ELECTRODE AND STRIKE ARC	53	810	NNFEP01	40
POSITION FLAME CUTTING MACHINE TORCH ARM FOR BURNING CIRCLES OR STRAIGHT LINES	103	816	NSUTP01	42
POSITION FOUNDATION PLATE TO BOLTS SET IN CONCRETE	441	860	MOHPP01	60
POSITION GUIDE FENCE ON SPINDLE OF SHAPER	463	665	NEWFP01	114
POSITION HAIR SPRING	6380	710	SDASP01	34
POSITION HAND PUNCH	VARIABLE	616	HTLPPXX	94
POSITION HEX NUT DRIVER WRENCH TO NUT, REMOVE	31	U	HTLWP01	92
POSITION HOLDING DEVICE ON GRINDER, PER DEVICE	136	639	NENDP01	111
POSITION IMPACT WRENCH TO BOLT OR NUT	64	U	STPWP01	104
POSITION K LOADER TO AIRCRAFT	VARIABLE	922	NEHKPKX	90
POSITION K LOADER(25/40K) PRECISELY AT RAIL/ROLLER SYSTEM	1467	922	NEHKP04	90
POSITION K LOADER(25/40K) TO TRANSFER COCK	8175	922	NEHKP03	90
POSITION LARGE WRENCH TO NUT OR BOLT	166	6XX	HTLWP01	10
POSITION MATERIAL TO BEW	346	787	MOHMP03	131
POSITION MATERIAL TO BEW	VARIABLE	787	MOHMPXX	131
POSITION NAIL AND START TO DRIVE WITH HAMMER	59	660	HTLNP01	60
POSITION NUT AND WASHER ON STUD	VARIABLE	U	HTFNPXX	82
POSITION ON OR REMOVE SAW BLADE FROM ARBOR (FOR SHARPENING)	76	601	NEHSP02	25
POSITION PALLETIZED-BULK OR UNIT LOAD CARGO ON DOCK OR IN BULK STORAGE	CON/VAR	922	KJPCPX1	115
POSITION PART FOR NUT PUNCH	VARIABLE	616	MOHPPXX	94
POSITION PART TO FIRST JACK	180	60X	NEHPP01	14
POSITION PIECES TO ASSEMBLE PITTSBURGH LOCK SEAM	VARIABLE	604	MOHPPXX	12
POSITION PIECES(TWO)FOR FASTENING	278	660	MOHPP01	114
POSITION PIPE AND ENGAGE THREADS(PIPE)	194	862	HTFP01	47

CEPENSE WORK MEASUREMENT STANDARD TIME DATA
VERB/NOUN INDEX

OPERATION/ELEMENT DESCRIPTION	TNU VALUE	OCCUR- ATION	DW/STDP ELEMENT	PAGE
POSITION PIPE IN THREADING MACHINE CMUCK AND REMOVE TO FOUR FOOT LENGTH	389	862	NOMPP03	66
POSITION PIPE IN THREADING MACHINE AND REMOVE, TO FOUR-FOOT LENGTH	264	862	NOMPP01	66
POSITION PIPE IN THREADING MACHINE AND	442	862	NOMPP02	66
POSITION PIPE STAND UNDER PIPE	331	862	NOMSP01	66
POSITION PLACARD ON TRAILER	VARIABLE	929	NJPPPXX	177
POSITION PNEUMATIC HAMMER FOR DRILLING AND REMOVE AFTER DRILLING	272	844	NTPHP01	64
POSITION POWDER ACTUATED GUN AND FIRE ONE BOLT OR STUD	221	840	NTPGP01	61
POSITION PROTECTORS(CORNER)	473	920	NPKPP01	28
POSITION REAMING TOOL AND RETURN, TOLEDC 999 PIPE MACHINE OR SIMILAR	262	862	SENTP01	64
POSITION REEL/COIL FOR MEASURING	977	929	NJPRP01	177
POSITION RING(PLANE CUTTING MACHINE) ON PLATE TO BURN CIRCLES	128	816	NSURP01	42
POSITION ROLL OR COIL ON HOLDER	77	929	NJPRP02	177
POSITION SEALING PLUG AND BOLDER TO INSTRUMENT	1980	710	SDAPP01	33
POSITION SMALL NUT AND ENGAGE ON BOLT	67	U	STFNP02	79
POSITION SOC CUTTING MACHINE FOR USE	166	407	NJPMF01	1
POSITION SPACER ON OUTSIDE OF CUTTER ON KEY	29	608	BSUSP01	78
POSITION SPANNER WRENCH TO NUT AND REMOVE AFTER USE	39	U	STLUP01	87
POSITION SPIKE IN SPIKE HOLE	80	910	SONSP01	3
POSITION SPIRAL DRILL TO MARK AND REMOVE	37	860	NTLDP01	60
POSITION STENCIL TO SURFACE	68	U	NIDSP01	23
POSITION STORAGE DUNNAGE MANUALLY FOR STACKING MATERIAL	818	929	NOMDP01	213
POSITION STRAPPING THROUGH PALLET	VARIABLE	920	NPKSPXX	28
POSITION STRAPPING TO SKIDS	393	920	NPKSP04	28
POSITION TABLE TO GRIND SURFACE GRINDER	VARIABLE	603	NENTPXX	29
POSITION THREADED FASTENER IN HOLE	80	U	NTPPF01	82
POSITION THREADING DIE TO PIPE AND RETRACT, TOLEDC MODEL 999 OR SIMILAR PIPE MACHINE	283	862	NSUDP01	67
POSITION TILE AND LEVEL TO ADJOINING TILE	417	861	SONTP01	63
POSITION TUMBLER DOOR ON TUMBLER	49	899	NOMDP01	21
POSITION TURRET STOP BLOCK, TURRET LATHE	127	604	NEMSP01	43
POSITION VENETIAN BLIND TAPE ON TILT RAIL	137	739	NOMTP02	118
POSITION VENETIAN BLIND TAPE ON HEAD RAIL	236	739	NOMTP01	118
POSITION WAREHOUSE PALLET AT AIRCRAFT FOR UNLOADING	CON/VAL	922	SEHPPX2	102
POSITION WHEELS (SEMI-TRAILER, COLLY)	VARIABLE	904	NJDPXX	1

DEFENSE WORK MEASUREMENT STANDARD TIME DATA
VERB/NOUN INDEX

OPERATION/ELEMENT DESCRIPTION	TNU VALUE	OCCUP- ATION	OWNSTOP ELEMENT	PAGE
POSITION WOOD CLAMP AND TIGHTEN	127	66X	MCPCP01	113
POSITION WORK DRIVER ON HEADSTCK. CYLINDRICAL GRINDER	83	803	MSUDP01	26
POSTION NUT ON STUD	32	U	BTFPNP01	79
POUR GRCJT AND WORK INTO CRACKS OF FLOOR TILE. PER SQUARE FOOT	333	861	SOHGP01	63
PRE-NAIL NAIL PRIOR TO ASSEMBLY	139	680	MNPNP01	114
PERFORM FIBERGLASS HONEYCOMB	2260	794	SSRMP01	121
PREPARE AIRCRAFT FOR LOADING MISSILE COMPONENTS	836401	929	SJPAP01	177
PREPARE ANCHORED FASTENER HOLE AND INSTALL	VARIABLE	807	SNFPFX	20
PREPARE AND COMPLETE CARTON(FIBERBOARD)	TABLE	920	SPKCCXX	37
PREPARE AND DISPOSE CONSOLIDATED RECEIPTS CONTAINERS	CON/VAR	922	KPKCPX1	118
PREPARE AND UNLOAD VEHICLE(PIGGY BACK)	CON/VAR	921	KRCCUX3	75
PREPARE BASE AND MOUNT ITEM WITH MOIST	8149	920	SPKBN01	35
PREPARE BASE FOR AND MOUNT ITEM(NO BARRIER)	5062	920	SPKIN01	41
PREPARE BASE(MOUNTING)	1707	920	MPKBP01	17
PREPARE JI-LEVEL,TRI-LEVEL,TRX RAIL CAR CARRIER FOR UNLOADING VEHICLES	CON/VAR	929	KJPCPX4	200
PREPARE BIN TO STOW/REPLENISH STOCK	VARIABLE	922	NJPBSXX	111
PREPARE ULAST CLEAN(AGACITE OR AIR HONE)	2183	803	SJPBP01	14
PREPARE CARD(BIN REPLENISHMENT-DD FORM 886	3625	222	SNRCP01	90
PREPARE COAXIAL CABLE TO MANUFACTURE AND TEST	1560	728	SJPCP01	102
PREPARE CONTAINER TO HOLD BIN ISSUE	VARIABLE	922	MONCPXX	116
PREPARE CONVENTIONAL TYPE SOLDERING IRON FOR USE	487	72X	NJPBP02	69
PREPARE FASTENER,2-3/4 OR 2-1/2 INCH ACCO TYPE FOR ATTACHMENT	44	209	MPFP01	25
PREPARE FLATBED TRUCK CARRIER FOR LOADING BY TRUCK CRANE	CON/VAR	929	KJPCPX8	181
PREPARE FLATBED TRUCK CARRIER FOR LOADING BY TOW VEHICLES	CON/VAR	929	KJPCPXC	181
PREPARE FLATBED TRUCK CARRIER TO LOAD WITH YARD CRANE AND FORKLIFT TRUCK	CON/VAR	929	KJPCPXE	182
PREPARE FLATBED TRUCK CARRIER TO UNLOAD WITH FORKLIFT TRUCKS	CON/VAR	929	KJPCPXA	180
PREPARE FLATBED TRUCK CARRIER TO LOAC BY TWO FORKLIFT TRUCKS	CON/VAR	929	KJPCPX0	182
PREPARE ITEM TO PACKAGE IN OIL PRESERVATIVE	155	920	MPKIP04	22
PREPARE LABEL AND ATTACH TO CABLE	7760	728	SIDL01	101
PREPARE LABEL WITH DYMO TAPE WRITER-PER CHARACTER	81	209	MIDL01	17
PREPARE MESSAGE FORM DD173	VARIABLE	222	STYMPXX	90

DEFENSE WORK MEASUREMENT STANDARD TIME DATA
VERB/NOUN INDEX

OPERATION/ELEMENT DESCRIPTION	TNU VALUE	OCCUPATION	DOWNSTOP ELEMENT	PAGE
PREPARE METAL SHIELD ON STRANDED WIRE FOR GROUND	873	72X	NHMSPO1	76
PREPARE MOTOR(AIR) FOR USE, ASIDE	VARIABLE	7XX	SJPMPPX	7
PREPARE MULTILITH MASTER WITH XEROX EQUIPMENT	1082	972	SPRMP01	228
PREPARE MILLER FOR FILLING	187	82X	NJPOP01	43
PREPARE PACKAGE(METHOD II), (INSERT DESICCANT WITH OR WITHOUT HUMIDITY INDICATOR LABEL)	TABLE	920	SPKPPX	44
PREPARE PAINT SPRAY GUN FOR USE	3452	U	SJPGP01	42
PREPARE PART FOR MOUNTING	VARIABLE	7XX	HTFPPX	12
PREPARE PART TO CLEAN TANK	787	896	SJPPP02	21
PREPARE PART TO DRILL AND REAM COUPLER, GEAR HUB, SLEEVE OR COLLAR	8608	709	SDAPP01	22
PREPARE PARTS TO CLEAN WITH VARSOL	937	899	SJPPP01	20
PREPARE PIN TO PRESS (REMOVAL)	40	U	MNPPP01	52
PREPARE PIN TO PRESS (INSTALLATION)	107	U	MNPPP02	52
PREPARE PISTOL GRIP TYPE SOLDERING IRON FOR USE	419	72X	NJPSPO1	69
PREPARE PLATE(S) ADDRESSOGRAPH FOR INDIVIDUAL OR ACTIVITY	VARIABLE	834	SANPPX	88
PREPARE SEWING MACHINE TO OPERATE	945	787	SSUMP01	134
PREPARE SPOT WELDER, ADJUST HEAT	5206	81X	NJP0P01	36
PREPARE SPRAY GUN AND FILL	760	754	SJPGP01	119
PREPARE SURFACE PLATE FOR USE	574	604	NJPPP01	66
PREPARE TO INSTALL SNAP OR GROMMET FASTENER	1043	739	SJPPP01	114
PREPARE TO ISSUE BOLT MATERIAL	2488	929	SJPMPO1	179
PREPARE TO ISSUE FROM BIN	VARIABLE	922	NJPBIX	111
PREPARE TO LOAD PALLET/UNIT LOAD (ANMO)	CON/VAR	929	KJPPPX1	204
PREPARE TO LOAD PALLETIZED AIRCRAFT	CON/VAR	922	KJPAPX1	113
PREPARE TO LOAD PART FOR PLATING	VARIABLE	50X	SJPPPX	3
PREPARE TO LOAD RAIL BOXCAR CARRIER BY FORKLIFT TRUCK	CON/VAR	929	KJPCPX7	202
PREPARE TO LOAD RAIL FLATCAR CARRIER WITH FORKLIFT-UNIT LOADS	CON/VAR	929	KJPCPX5	200
PREPARE TO LOAD RAIL GONDOLA CAR CARRIER WITH YARD CRANE OR FORKLIFT TRUCK	CON/VAR	929	KJPCPXK	187
PREPARE TO LOAD TOWED VEHICLE ONTO RAIL FLATCAR CARRIER	CON/VAR	929	KJPCPX6	201
PREPARE TO LOAD VAN TRUCK/TRAILER CARRIER AT CENTRAL SHIPPING	CON/VAR	929	KJPCPXQ	192
PREPARE TO LOAD VAN TRUCK/TRAILER CARRIER BY FORKLIFT TRUCK	CON/VAR	929	KJPCPXH	197
PREPARE TO LOAD VEHICLE ON RAIL FLATCAR WITH CRANE	CON/VAR	929	KJPCPXR	192

**DEFENSE WORK MEASUREMENT STANDARD TIME DATA
VERB/HOUR INDEX**

OPERATION/ELEMENT DESCRIPTION	TMU VALUE	OCCUP- ATION	QUNSTDP ELEMENT
PREPARE TO LOAD WHEELED VEHICLES	CON/VAR	929	KJPCPK1
PREPARE TO LOAD 40 FOOT RAIL REFRIGERATED CAR CARRIER	CON/VAR	929	KJPCPK6
PREPARE TO OPERATE FORKLIFT TRUCK	VARIABLE	922	NJNPPKX
PREPARE TO PERFORM MAGNAGLO INSPECTION	168	709	NJPIPO1
PREPARE TO SEW SOUND PROOFING BLANKET	1444	739	SJPPPO1
PREPARE TO UNLOAD FLATBED TRUCK CARRIER BY CRANE TRUCK, WAREHOUSE	CON/VAR	929	KJPCPKP
PREPARE TO UNLOAD FLATBED TRUCK CARRIER WITH TOW VEHICLE	CON/VAR	929	KJPCPK9
PREPARE TO UNLOAD FLATBED TRUCK WITH YARD CRANE	CON/VAR	929	KJPCPK8
PREPARE TO UNLOAD GONDOLA CAR CARRIER WITH FORKLIFT TRUCK	CON/VAR	929	KJPCPKH
PREPARE TO UNLOAD RAIL BOXCAR CARRIER BY GRAVITY CONVEYOR, FORKLIFT AND PALLETS	CON/VAR	929	KJPCPK3
PREPARE TO UNLOAD RAIL FLATCAR CARRIER WITH CRANE	CON/VAR	929	KJPCPK5
PREPARE TO UNLOAD RAIL FLAT CAR	CON/VAR	929	KJPCPKU
PREPARE TO UNLOAD RAIL FLATCAR WITH FORKLIFT TRUCK	CON/VAR	929	KJPCPKV
PREPARE TO UNLOAD RAIL GONDOLA CAR CARRIER WITH CRANE AND FORKLIFT TRUCK	CON/VAR	929	KJPCPKJ
PREPARE TO UNLOAD RAILROAD BOXCAR CARRIER BY FORKLIFT TRUCK	CON/VAR	929	KJPCPK2
PREPARE TO UNLOAD VAN TRUCK/TRAILER CARRIER AT CENTRAL RECEIVING	CON/VAR	929	KJPCPKN
PREPARE TO UNLOAD VAN TRUCK/TRAILER CARRIER WITH FORKLIFT TRUCK	CON/VAR	929	KJPCPKM
PREPARE TO UNLOAD VAN TRUCK/TRAILER CARRIER WITH GRAVITY CONVEYOR, FORKLIFT AND PALLETS	CON/VAR	929	KJPCPKL
PREPARE TO UNLOAD VEHICLES FROM RAIL FLAT- CAR WITH YARD CRANE-TOW AWAY	CON/VAR	929	KJPCPKT
PREPARE TO UNLOAD 40 FOOT REFRIGERATOR RAIL CAR CARRIER	CON/VAR	929	KJPCPKF
PREPARE TO USE FRAME/EYE WELD EYE LOUPE	VARIABLE	7XX	NJPEPKX
PREPARE TO USE PORTABLE DRILL	481	7XX	SJPOPO1
PREPARE TO USE SPRAY, RINSE GUN	311	999	SJPEPO1
PREPARE TO USE STEAM GUN	440	999	SJPEPO2
PREPARE TOOLS FOR JO BOLT INSTALLATION	922	907	NJPTPO1
PREPARE TRAILER AND SECURE FOR LOADING OR UNLOADING (INCLUDES SET UP AND SECURE BUILDING AND MATERIAL HANDLING	VARIABLE	929	KJPTPKX
PREPARE TRUCK (VAN/TRAILER) FOR LOADING AMMUNITION AT ABOVE GROUND MAGAZINE W/O PLATFORM	CON/VAR	929	KJPTPK2
PREPARE VAN TRUCK CARRIER FOR LOADING AMMUNITION	8628	929	KJPCPO1

DEFENSE WORK MEASUREMENT STANDARD TIME DATA
VERB/NOUN INDEX

OPERATION/ELEMENT DESCRIPTION	TNU VALUE	OCCUP-ATION	OWNSHIP ELEMENT	PAGE
PREPARE VAN TRUCK/TRAILER TRUCK FOR LOADING AMMUNITION AT IGLOO	CON/VAR	929	KJPTPX1	206
PREPARE VINYL TUBING AND INSTALL ON LEADS/STUD	VARIABLE	72X	SWHTPXV	68
PREPARE VINYL TUBING FOR INSTALLATION	513	72X	SJPTP01	70
PREPARE WIRE AND INSTALL	TABLE	72X	SWHWPXX	90
PREPARE WORK TO RUN ON JOINTER	67	669	MEWVPO1	117
PREPARE WORKSITE (SET UP AND SECURE BOXCAR-BUILDING AND MATERIAL HANDLING EQUIPMENT)	VARIABLE	929	KJPWPXX	207
PREPARE/COMPLETE BOX (WOOD) OFF LINE/LOW LINE	4680	920	SPKBP01	38
PREPARE/COMPLETE CONEX FOR LOADING	13989	920	SPKCC03	38
PREPARE/COMPLETE CRATE ON LINE	22174	920	SPKCC02	37
PREPARE/COMPLETE WOOD BOX ON LINE	3242	920	SPKBP02	36
PREPARE ROW FOR PLANTING 1 1/2 INCH STRIPS OF SOO WITH PICK, 10 LINEAR FEET	284	407	NLRLP01	3
PRESERVE AIRCRAFT CONTROL CABLE	VARIABLE	709	MOPCPXK	22
PRESS OUT BEARING	1290	721	MOABP01	92
PRESS OUT BEARING AND REMOVE SLINGER	1660	721	SOABP01	93
PRESS PARTS ON WITH HYDRAULIC OR MECHANICAL ARBOR PRESS	VARIABLE	616	MNFPXX	96
PRINT OUT MACHINE TIME XEROX COPIER	32	207	BRPMT16	12
ADDITIONAL PRINT OUT TIME FOR 14 INCH COPIES	692	207	BRPMT15	12
PRINT OUT MACHINE TIME XEROX COPIER	204	207	BRPMT04	10
PRINT OUT TIME-PHOTO COPIER-FOR BOUND ORIGINALS	277	207	BRPMT03	10
PRINT OUT-PHOTO-COPIER MACHINE TIME PER COPY FOR MULTIPLE COPIES	262	207	BRPMT02	10
PRINT OUT-PHOTO-COPIER MACHINE TIME PER SINGLE COPY	VARIABLE	929	JACRPX1	221
PROCESS CONSOLIDATED RECEIPTS	1271	222	SWRDP16	53
PROCESS DOCUMENT BREAKDOWN OF CONSOLIDATED PACK	676	222	SWRDP14	53
PROCESS DOCUMENT OTHER THAN KEY-PACKING MULTI-LINE ITEM PACK	1498	222	SWRDP03	51
PROCESS DOCUMENT PER BILL OF LADING RECEIVED	917	222	SWRDP02	51
PROCESS DOCUMENT PER BILL OF LADING-SHIPPING	1129	920	SPKDP01	39
PROCESS DOCUMENT PER CCNEX	1678	222	SWRDP10	52
PROCESS DOCUMENT PER LINE ITEM SHIPPED-LOT VERIFICATION REQUIRED	2282	222	SWRDP13	53
PROCESS DOCUMENT PER LINE ITEM RECEIVED-LOT SEGREGATION REQUIRED	1368	222	SWRDP12	53
PROCESS DOCUMENT PER LINE ITEM RECEIVED	1702	222	SWRDP08	52
PROCESS DOCUMENT PER LINE ITEM PACKAGED	565	222	SWRDP07	52
PROCESS DOCUMENT PER LINE ITEM PACKED				

DEFENSE WORK MEASUREMENT STANDARD TIME DATA
VERB/NOUN INDEX

OPERATION/ELEMENT DESCRIPTION	TNU VALUE	OCCUP- ATION	CUNSTOP ELEMENT	PAGE
PROCESS DOCUMENT PER LINE ITEM RECEIVED AT OCEAN TERMINAL	1590	222	SWRDP06	52
PROCESS DOCUMENT PER PACKING LIST-KEY DOC.	1531	222	SWRDP15	53
PROCESS DOCUMENT PER PACK-MULTIPLE LINE ITEM PER PACK	2143	920	SPKDP02	40
PROCESS DOCUMENT PER PALLET SHIPPED OR RECEIVED	429	222	SWRDP01	51
PROCESS DOCUMENT PER PARCEL POST ITEM RECEIVED	1426	222	SWRDP11	52
PROCESS DOCUMENT(DD FORM 808-OVER/SHORT FREIGHT)	6483	222	SWRDP19	54
PROCESS DOCUMENT(DD FORM 6-DAMAGED/IMPROPER SHIPMENT REPORT)	6397	222	SWRDP20	54
PROCESS DOCUMENT(INTRA-DEPOT MOVEMENT)	617	222	SWRDP22	54
PROCESS DOCUMENT(PER LINE ISSUED)	1028	222	SWRDP21	54
PROCESS DOCUMENT(PER LINE ITEM ISSUED) AND ATTACH TO CONTAINER	1811	922	KWRDP01	170
PROCESS DOCUMENT-PER BIN STOW(ONE LINE ITEM)	1466	222	SWRDP24	55
PROCESS DOCUMENT-PER BIN REPLENISHMENT	4721	222	SWRDP17	55
PROCESS DOCUMENT-PER LINE ITEM SHIPPED FROM OCEAN TERMINAL	1121	222	SWRDP18	53
PROCESS DOCUMENT-PER PIECE(AIR CARGO) RECEIVED	714	222	SWRDP23	55
PROCESS DOCUMENTS PER LINE ITEM-MULTIPLE LINE ITEMS PER PACK	1763	920	SPKDP05	40
PROCESS DOCUMENTS PER LINE ITEM-SINGLE LINE ITEM PER PACK OR MULTIPLE PACKS PER LINE ITEM	2616	920	SPKDP04	40
PROCESS DOCUMENTS PER PACKED AS RECEIVED	2616	920	SPKDP03	40
PROCESS DOCUMENTS(PER BUNDLED OR BANDED ITEMS)	1524	920	SPKDP06	40
PROCESS DOCUMENTS(PER JIFFY BAG PACKED)	1624	920	SPKDP07	40
PROCESS KEY-PACK MULTI-LINE PACKS DOCUMENT	848	222	SWRDP05	51
PROCESS PER LINE ITEM SHIPPED DOCUMENT	964	222	SWRDP09	52
PROCESS SINGLE LINE ITEM-PARCEL POST-PACK PROCESS	501	222	SWRDP04	51
PRY LID OFF CAN TO 6-INCH DIAMETER	382	U	MPKLP01	73
PRY OPEN AND CLOSE CAN LID. TO SIX INCHES	VARIABLE	U	SPKCOXX	74
PRY PARTS APART WITH HAMMER AND CHISEL	144	7XX	STLPP01	13
PULL COPIES FROM FORM 1348-1	288	929	MPHCPO1	219
PULL PLATE(TIE)FROM UNDER RAIL,ASICE	204	910	MOHPP01	4
PULL RAM ARM TO FREE ANVIL,HYDRAULIC CONDUIT BENDER	108	82X	NTPAP01	47
PULL SPIKE WITH CLAW BAR OR PULLER	VARIABLE	910	STLSPXX	6
PULL/PUSH MANUAL TRANSPORTER	VARIABLE	929	NMHTPXX	210
PUMP HYDRAULIC HAND PUMP, FIRST STROKE	VARIABLE	6XX	NTPPPXX	9

DEFENSE WORK MEASUREMENT STANDARD TIME DATA
VERB/NOUN INDEX

OPERATION/ELEMENT DESCRIPTION	TMU VALUE	OCCUPATION	DWMSTOP ELEMENT	PAGE
PUMP PRESSURE IN BLOW TORCH TANK	280	814	SJPPP01	41
PUMP PRESSURE PUMP	VARIABLE	U	STLPPXX	104
PUNCH HOLE IN SOUND PROOFING BLANKET, HANC PUNCH	365	781	NTLMP01	128
PUNCH HOLE IN SOUND PROOFING BLANKET KICK PRESS	399	781	NTLMP02	128
PUNCH HOLE WITH HAMMER AND POLLEN POINT PUNCH	VARIABLE	7XX	STLHPXX	13
PUNCH HOLE WITH HAND PUNCH	VARIABLE	615	BTLHPXX	94
PUNCH HOLE WITH PORTABLE PUNCH	VARIABLE	8XX	NTLHPXX	2
PUNCH HOLE WITH WHEEL TYPE HARNESS PUNCH	VARIABLE	781	STLHPXX	129
PUNCH HOLES IN SHEET(S)	61	209	MPHSP01	29
PUNCH SHINGLE HOLE WITH MANUAL PUNCH ASBESTOS SHINGLE	VARIABLE	863	NTLSPXX	69
PURGE COMPRESSED GAS CYLINDER WITH OXYGEN	3242	849	SCLCP01	16
PUSH ASIDE EMPTY CART	262	929	MMHCP07	207
PUSH BUTTON, CONTROL TYPE SWITCH	VARIABLE	213	MACBPXX	31
PUSH BUTTONS CONTROL SET LINE PRINT CONTROL	64	213	MACBP05	31
PUSH BUTTONS, CONTROL MULTIPLE SET	69	213	MACBP04	31
PUSH CART	VARIABLE	929	MMHCPXX	207
PUSH LOADED CART	TABLE	929	THMCPXX	210
PUSH PALLET ON CONVEYOR	165	921	MMHPP01	66
PUT AND REMOVE PLUG IN/FROM EAR	688	U	NJPPP01	39
PUT APRON ON AND REMOVE	VARIABLE	U	NJPAPXX	34
PUT COVERALLS ON AND REMOVE	1145	U	NJPCP01	35
PUT DESICCANT OR HUMIDITY INDICATOR IN BAG OR CONTAINER	258	920	MPKOP01	21
PUT FACE MASK ON AND REMOVE, AIR FILTERING, DISPOSABLE TYPE MASK	204	U	NJMP01	36
PUT IN AND REMOVE CENTER OR TOOL PART IN TAILSTOCK	642	604	MMHPP01	45
PUT INSECTICIDE IN CONTAINER	1091	389	NJPIP01	16
PUT ON AND REMOVE EARMUFFS	131	U	NJPEP01	37
PUT ON AND REMOVE GLASSES, GOGGLES, OR SHIELD	VARIABLE	U	NJPGGXX	37
PUT ON AND REMOVE GLOVES	VARIABLE	U	NJGCPXX	37
PUT ON AND REMOVE JACKET	324	U	NJPJP01	38
PUT ON AND REMOVE SANDBLAST HELMET	470	803	SJPHP01	18
PUT ON MAT AND REMOVE	VARIABLE	U	NJPHPXX	38
PUT ON RUBBER LINEMAN'S SLEEVES	546	821	NJPSP01	49
PUT SET (METAL STENCIL LETTERS) IN CASE	161	74X	MMHLP01	116
PUT SLING AROUND PART OR OBJECT	241	921	MMHSP01	66
PUT TANK ON HANC TRUCK	365	81X	MMHTP01	38

DEFENSE WORK MEASUREMENT STANDARD TIME DATA
VERB/NOUN INDEX

OPERATION/ELEMENT DESCRIPTION	TMU VALUE	OCCUP- ATION	DUNSTOP ELEMENT	PAGE
PUT TIE TYPE SHOCK ON AND REMOVE	879	U	NJPSPO1	40
PUT TOOL IN TOOL HOLDER	84	604	BENTPO1	43
PUT TOOL POUCH AROUND WAIST WITH STRAP AND REMOVE	363	8XX	SJPPPO1	1
RAISE AND LOWER DRILL PRESS SPINDLE AND ALIGN JIG FOR DRILLING	141	606	MENSRO1	83
RAISE AND LOWER OVERHEAD DOOR, MANUALLY	463	U	MOHRO1	68
RAISE AND LOWER PALLET PIT PLATFORM	3566	929	MHTPLO1	211
RAISE CARD FROM FILE TO READ AND PUSH BACK INTO FILE	30	206	MFLCH01	6
RAISE CONTAINER AND PLACE DUNNAGE FOR EASY PICKUP	2544	922	MENCR01	89
RAISE COVER, CARRIAGE-CONTROL TAPE (IBM ACCTG MACHINE)	36	213	MONCR01	33
RAISE DIP TABLE AND LOWER	393	709	SPTPO01	28
RAISE EQUIPMENT ON POLE WITH HANDLINE	389	821	MONER01	50
RAISE OBJECT WITH MANUALLY OPERATED HOIST, AVERAGE 20-FOOT HEIGHT	886	84X	MNHOR01	87
RAISE OR LOWER DRILL PRESS SPINDLE, RADIAL DRILL PRESS	130	606	MENPLO1	82
RAISE OR LOWER SHOPLIFT PLATFORM, PER INCH	VARIABLE	60X	MNHPRXX	21
RAISE OR LOWER TABLE SIX INCHES ON PEDESTAL DRILL PRESS	392	606	NSUTRO2	86
RAISE OR LOWER TABLE AVERAGE OF FOUR INCHES DRILL PRESS	631	606	NSUTRO1	86
RAISE RAILS ON SIDE AND END OF MAGNETIC CHUCK	46	603	NSURRO1	39
RAISE SPINDLE HEAD OR LOWER, SENSITIVE DRILL PRESS	129	606	NSURRO1	84
RAISE TIE (RAILROAD) WITH PINCH BAR	VARIABLE	910	NTLTRXX	8
RAISE VENETIAN BLIND	81	381	MONLLO1	15
RAISE WELDING SHIELD	76	81X	NJPSRO1	36
READ ALPHA-NUMERIC DIGIT(S) AND RETAIN- TO AND FROM NUMBER	TABLE	U	TRDDAXX	77
READ ALPHA-NUMERIC NUMBER(S) AND VERIFY, EYE TRAVEL FROM DOCUMENT TO DOCUMENT	TABLE	U	TRDNAXX	77
READ DATA (ADDITIONAL DATA UNIT) FROM SOURCE DOCUMENT	VARIABLE	213	MKPRDXX	43
READ DIAL INDICATOR	44	U	BITIRO1	27
READ GAUGE/METER	VARIABLE	7XX	NITGRXX	2
READ INDIVIDUAL WORD, ALPHA NUMERIC, OR NUMBER TO TRANSPOSE	7	U	BROVIO1	76
READ MIXED NUMBER DIGIT(S) AND RETAIN	VARIABLE	U	BRODRXX	76
READ NUMBER-FIRST OR ADDITIONAL-NO EYE TRAVEL	VARIABLE	U	BRONRXX	76
READ NUMERIC DIGIT(S), AND RETAIN-EYE TRAVEL	TABLE	U	TRCDNXX	77

DEFENSE WORK MEASUREMENT STANDARD TIME DATA
VERB/NOUN INDEX

OPERATION/ELEMENT DESCRIPTION	TNU VALUE	OCCUPATION	OWNSTOP ELEMENT
	TABLE	U	TRDNXX
READ NUMERIC NUMBER(S) AND VERIFY, EYE TRAVEL FROM DOCUMENT TO DOCUMENT	22	U	EGMR01
READ RULL TO COMPARE MARK ALIGNMENT	VARIABLE	7XX	NRDTRXX
READ TECHNICAL ORDER (OUTLINE/RECAP)	110	60X	NITGR01
READ THREAD GAUGE	8	U	BROWS01
READ WORDS IN SEQUENCE, PER WORD	83	81X	NJPR01
READJUST REGULATOR TWO TANKS	178	82X	NYLCR01
REAM END CONDUIT ONE INCH DIAMETER, HAND REAMER	2480	720	STLPR01
REAM PERHULP ON CONDUIT BY HAND	VARIABLE	U	NLHRXX
REAM HOLE BY HAND	TABLE	604	TENLXX
REAM HOLE WITH ENGINE LATHE	VARIABLE	80X	NLHRXX
REAM HOLE WITH HAND REAMER	450	802	STLTR01
REAM TUBING END WITH HAND REAMER	VARIABLE	70X	SDAGRXX
REAM WORM GEAR AND INSTALL	1087	72X	SDAPR14
REASSEMBLE PLUG TO CABLE WITH SLEEVE	6	U	DELRC01
REGRASP	103	603	NSUTR01
REGULATE TRIP FOR AUTOMATIC DIAMOND RISE, INTERNAL GRINDER	2828	300	SDACR01
REINSTALL COVER ON FLUSH TYPE LIGHTING FIXTURE	150	910	NLJR01
RELEASE JACK FROM RAIL	40	604	NEMLR01
RELEASE LOCK ON CRANK TYPE CENTER	64	904	NJPLR01
RELEASE LOCK PIN (FIFTH WHEEL)	VARIABLE	7XX	NVSORXX
RELEASE OBJECT FROM STRAP VISE (HYDRAULIC)	110	81X	NJPTR01
RELEASE TENSION ON OX ACETYLENE WELDING REGULATOR	76	910	STLTR01
RELEASE TONGS FROM TIE (RAILROAD)	87	803	NTYTR01
RELEASE/CLEAR TAB, ALL STOPS CONTINUOUSLY, MANUAL OR ELECTRIC TYPEWRITER	20	803	NTYTR01
RELEASE/CLEAR TAB, PER STOP, WITH UP TO NINE INCHES OF CARRIAGE/BALL TRAVEL, MANUAL ELECTRIC OR IBM SELECTRIC TYPEWRITERS	7712	72X	SUMLR05
RELOCATE STRANDED LEAD	VARIABLE	7XX	STLARXX
REMOVE ADAPTER/PLUG	VARIABLE	807	SNFRSXX
REMOVE AIRLOC STUD PIN WITH AIRLOC TOOL	122	910	NDHARG01
REMOVE ANCHOR FROM UNDER RAIL, ASIDE	VARIABLE	807	STPFRXX
REMOVE ANCHORED FASTENER DILL NUT	VARIABLE	807	SNFRPXX
REMOVE ANCHORED FASTENER WORN OR STRIPPED PLACING OR CHANNEL NUT ONLY	110	910	SDMPR01
REMOVE AND ASIDE PLATE (TIE)	310	640	NSUNR01
REMOVE AND INSTALL BLOWER HOOD ON MOULDER, PER HOOD			

DEFENSE WORK MEASUREMENT STANDARD TIME DATA
VERB/NOUN INDEX

OPERATION/ELEMENT DESCRIPTION	TMU VALUE	OCCUPATION	DWSTOPELEMENT	PAGE
REMOVE AND INSTALL FLUORESCENT TUBE	188	389	MCHTR01	16
REMOVE AND INSTALL FROSTED GLOBE COVER, INCANDESCENT FIXTURE, FOUR SCREWS	902	389	MTFCR01	17
REMOVE AND INSTALL GLASS DIFFUSER FROM FLUORESCENT FIXTURE, CLIP-HELD	157	389	MOHDR01	16
REMOVE AND INSTALL GRINDING WHEEL, INTERNAL GRINDER	248	603	MEMHR01	30
REMOVE AND INSTALL HEADS (CUTTER), SIDE OR TOP AND BOTTOM CUTTER HEADS ON MOULDER	VARIABLE	669	MGMHRXX	117
REMOVE AND INSTALL COVER-FLUORESCENT LIGHT FIXTURE	200	389	MOHLR01	16
REMOVE AND INSTALL PAPER IBM ACCTG MACHINE ASIDE PAPER	133	213	MMPHO6	34
REMOVE AND INSTALL SAW DUST COLLECTOR DUCT PIPE ON MOULDER	291	669	MEWPR01	117
REMOVE AND INSTALL TOOL POST	337	604	MSUPR01	69
REMOVE AND INSTALL WHEEL COVER	144	603	MSUCR01	36
REMOVE AND REINSTALL TIP ON ELECTRIC SOLDERING GUN	373	72X	MTLTR04	74
REMOVE AND REPLACE BALANCE FLANGE, SURFACE GRINDER	119	603	MSUPR01	37
REMOVE AND REPLACE BLADE, POWER HACKSAW	609	607	SENRB02	89
REMOVE AND REPLACE BLADE, POWER HACKSAW	1173	607	SENRB01	86
REMOVE AND REPLACE BLOTTER, PER BLOTTER	136	603	MSUBR01	35
REMOVE AND REPLACE BOOK FROM/TO OPEN BOOKCASE	203	U	MOHDR01	63
REMOVE AND REPLACE CUTTING SLICE PLATE, DC-ALL CONTOUR SAW	419	607	MSUPR01	90
REMOVE AND REPLACE DIAMOND HOLDER, INTERNAL GRINDER	107	603	MSUMH01	39
REMOVE AND REPLACE GLOBE THREADED VAPOR-PROOF GLOBE	365	389	MTFCR02	17
REMOVE AND REPLACE GRINDING WHEEL, CYLINDRICAL GRINDER	1382	603	MSUWR03	42
REMOVE AND REPLACE GRINDING WHEEL, LARGE WHEEL	328	603	MSUWR01	42
REMOVE AND REPLACE GRINDING WHEEL, SMALL WHEEL	125	603	MSUWR02	42
REMOVE AND REPLACE GUIDE HEAD, DC-ALL CONTOUR SAW	159	607	MEMHR01	88
REMOVE AND REPLACE LOWER WHEEL GUARD, CYLINDRICAL GRINDER	115	603	MSUGR02	37
REMOVE AND REPLACE METAL GUARD ON VAPOR-PROOF FIXTURE	303	389	MTFCR01	17
REMOVE AND REPLACE MICROMETER ANVIL	443	60X	MITMR01	19
REMOVE AND REPLACE REAR SPLASH GUARD, ONE GUARD CYLINDRICAL GRINDER	384	603	MSUGR04	37
REMOVE AND REPLACE SIDE WHEEL GUARD, CYLINDRICAL GRINDER	119	603	MSUGR03	37

CEPENSE WORK MEASUREMENT STANDARD TIME DATA
VERB/NOUN INDEX

OPERATION/ELEMENT DESCRIPTION	TMU VALUE	OCCUP- ATION	DBNSTOP ELEMENT	PAGE
REMOVE AND REPLACE SPLASH GUARD, CYLINDRICAL GRINDER	88	603	MSUGR01	26
REMOVE AND REPLACE SQUARE TURRET	VARIABLE	604	MSUGR01	70
REMOVE AND REPLACE TOP WHEEL GUARD, CYLINDRICAL GRINDER	210	603	MSUGR01	37
REMOVE AND REPLACE TRASH CAN OR SIMILAR LID, TO 24 INCHES DIAMETER	VARIABLE	U	MSUGR01	68
REMOVE AND REPLACE ZERO ALIGNMENT PIN, HEADSTOCK UNIT CYLINDRICAL GRINDER	330	603	MSUGR01	39
REMOVE AND RETURN CABLE FROM CASE, CABLE ROLLED AND STOWED IN CASE	261	U	SJPCR01	41
REMOVE AND RETURN TOOL FROM/TO BELT KIT	132	U	NTLRO1	92
REMOVE ANNULAR BEARING	VARIABLE	6XX	NTLBRXX	6
REMOVE ARTICLE FROM A OPSK DRAWER	VARIABLE	209	MSUGR01	20
REMOVE AXIAL LEAD PART FROM PIN/POST OR EYELET TERMINAL	VARIABLE	72X	MSUGR01	88
REMOVE BALLAST FROM END OF TIE WITH SHOVEL	69	910	NTLBR01	7
REMOVE BALLAST WITH PICK	53	910	NTLBR01	6
REMOVE BASKET WITH PARTS FROM SUSPENSION	141	6XX	MSUGR01	1
REMOVE HAYONET TYPE COMPONENT	69	U	SJPCR01	38
REMOVE BLANKING OR GEAR	VARIABLE	7XX	MSUGR01	1
REMOVE BELT FROM HOIST WITH SAFETY TYPE LATCH	VARIABLE	921	MSUGR01	63
REMOVE BELTING FROM LEAD SHEATHED CABLE	283	821	MSUGR01	49
REMOVE BIT FROM BRACE	234	860	SJPCR01	59
REMOVE BIT FROM SPIRAL DRILL	182	860	SJPCR01	59
REMOVE BLADE DO-ALL CONTOUR SAW	240	607	MSUGR01	87
REMOVE BLIND FASTENER, DEUTSCH CRIVE PIN RIVET	VARIABLE	800	MSUGR01	8
REMOVE BOLT WITH MAUL BLOW	84	910	NTLBR01	8
REMOVE BOLT/SNCH FROM TREE	VARIABLE	368	MSUGR01	2
REMOVE BOLT/SNCH STITCHES	VARIABLE	368	NTLBRXX	4
REMOVE BUUNCON TUBE AND REPLACE	1582	710	MSUGR01	34
REMOVE BUX LID	48	U	MSUGR01	73
REMOVE BUX TYPE COVER FROM UNIT	TABLE	7XX	MSUGR01	10
REMOVE BROKEN SHINGLE FROM WALL, ASBESTOS SHINGLE	488	863	MSUGR01	69
REMOVE BUCKET FROM 55 GALLON DRUM	399	699	MSUGR01	120
REMOVE BURNING GOGGLES	110	81X	SJPCR01	38
REMOVE BUTTON PLUG	183	7XX	MSUGR01	4
REMOVE BUTTON PLUG	183	6XX	NTLPR01	9
REMOVE CABLE PLUG FROM HOLE	7380	728	MSUGR01	107
REMOVE CAMLOC GROMMET SECURED WITH SNAP RING	VARIABLE	897	MSUGR01	21

DEFENSE WORK MEASUREMENT STANDARD TIME DATA
VERB/NOUN INDEX

OPERATION/ELEMENT DESCRIPTION	TNU VALUE	OCCUP- ATION	SWSTOP ELEMENT	PAGE
REMOVE CARLOC STUD NO RETAINING WASHER	VARIABLE	607	SNPBRXX	24
REMOVE CAP AND HANDLE ASSEMBLY FROM CONNECTOR	85	72X	SDMCR03	71
REMOVE CARD FROM FILE AND SET ASIDE	36	200	MPLCH02	7
REMOVE CARD FROM FILE AND TILT NEXT CARD	62	206	MPLCH04	7
REMOVE CARD FROM RELEASE HOPPER	44	213	SKPCR01	30
REMOVE CARD FROM VISIBLE INDEX FILE (3X8 TO 8X11 INCH CARD)	100	206	MPLCH01	7
REMOVE CARDS FROM HOPPER OF IBM ACCTG MACHINE	40	213	MONCH01	32
REMOVE CARDS FROM ONE POCKET-IBM ACCTG MACHINE	30	213	MONCH05	32
REMOVE CARDS FROM STACK AT BOTTOM OF MACHINE-IBM ACCTG MACHINE	60	213	MONCH06	32
REMOVE CARDS FROM TRAY-IBM ACCTG MACHINE	70	213	MONCH02	32
REMOVE CARRIAGE BAR (IBM ACCTG MACHINE)	35	213	MONPH03	34
REMOVE CATHODE RAY TUBE AND INSTALL	4749	72X	SDATR07	63
REMOVE CHASSIS FROM CASE	VARIABLE	72X	SDMCRXX	71
REMOVE CHIP BREAKER AND SET ON TOP HEAD	411	650	MSUBR01	117
REMOVE CHIPS FROM HOLE UP TO ONE INCH DIAMETER, TWO INCHES DEEP	VARIABLE	60X	MCLCRXX	12
REMOVE CHOCKS FROM WHEEL	226	520	NJPCR01	173
REMOVE CIRCUIT PIECE FROM PRINTED CIRCUIT BOARD	VARIABLE	726	SDACRXX	99
REMOVE CLAMP FROM BULKHEAD	1026	628	SCPCR02	53
REMOVE CLECC FASTENER	VARIABLE	70X	SCPPRXX	16
REMOVE CLIP SPRING TYPE BINDER FROM PAPERS	28	209	MPPCR01	24
REMOVE CLIP, GEN OR IDEAL PATTERN PAPER CLIP FROM PAPERS UP TO 1-3/4 INCH WIDE AND 2- 1/2 INCH LONG	10	209	MPPCR02	24
REMOVE COAXIAL CABLE FROM CONNECTOR WITH THREADED CAP	629	72X	SDMCR05	81
REMOVE COLLAR AND DAGO BLADES, RADIAL CIRCULAR SAW	118	667	MSUCR01	115
REMOVE COMBINATION SQUARE SCALE	68	60X	NGNSR01	17
REMOVE CONNECTOR-THREADED CAP AND INSTALL	714	72X	SDACR07	48
REMOVE CORROSION FROM SPOT ON SURFACE	VARIABLE	U	SCLCRXX	13
REMOVE COUPLER/GEAR/SLEEVE OR COLLAR AND INSTALL WITH PIN OR CLAMP AND SET SCREW	VARIABLE	7XX	SDACRXX	2
REMOVE CHANK FROM STORAGE PIN AND PLACE ON SHAFT AND RETURN TO STORAGE PIN	198	60X	MSUCR01	22
REMOVE CUTTER FROM ARBOR	72	608	MSUCR02	70
REMOVE DECAL WITH TOOL	368	U	MIDDR01	22
REMOVE DECK MICROFILM CARTRIDGE FROM MICROFILM READER	34	208	MPDR01	18

DEFENSE WORK MEASUREMENT STANDARD TIME DATA
VERB/NOUN INDEX

OPERATION/ELEMENT DESCRIPTION	TMU VALUE	OCCUPATION	DW#STDP ELEMENT	PAGE
REMOVE DENT FROM ALUMINUM TO .004 INCH THICKNESS PER SQUARE INCH	VARIABLE	607	STLDRXX	32
REMOVE DISTRIBUTOR CONDENSER FROM VEHICLE. TEST AND REPLACE ON COMMERCIAL VEHICLE	3193	620	SITCR04	101
REMOVE DOCUMENT FROM BAG, UNFOLD, FOLD, AND REPLACE IN BAG	876	U	HPHDR01	70
REMOVE DOCUMENTS FROM CARRIER	173	929	HNPR01	211
REMOVE DOCUMENTS FROM ENVELOPE	VARIABLE	209	HPHDRXX	28
REMOVE DRUM (PROGRAM TYPE) FROM IBM CARD PUNCH MACHINE	91	213	HKPR01	42
REMOVE ECP CLAMP FROM WIRE BUNDLE	1173	828	SCPCR01	52
REMOVE ELECTRICAL METER PANEL	48	824	NDAPR01	52
REMOVE EMERY OR CROCUS CLOTH STRIP UP TO 27 INCHES IN LENGTH FROM ROLL	163	6XX	HJPR01	4
REMOVE EMPTY BUCKET FROM MOIST AND ATTACH FULL BUCKET AT GROUND LEVEL	108	866	NONBR01	71
REMOVE EMPTY PALLET FROM CAR. RETURN TO STOW	CON/VAR	922	SEMPRX1	102
REMOVE EVANS GEAR BLOCKING FROM LOADED CAR	3344	929	HJPR01	172
REMOVE EXCESS BALLAST FROM TIE SPACE	83	910	NTLBR02	7
REMOVE EXCESS SOLDER AND WEIGHTS FROM	3398	710	SDABR03	34
REMOVE EXCESS SOLDER FROM SEAL EDGES OF CAP AND HOUSING (GYRO MOTOR)	2666	710	SDABR01	34
REMOVE EXCESS SOLDER FROM SEAL NUT HOLE (GYRO MOTOR)	2638	710	SDABR02	34
REMOVE FACE MILL SPINDLE MOUNT (FOUR SCREWS)	102	605	NSUMR02	79
REMOVE FENCE FROM TABLE SAW	376	647	NSUPR01	116
REMOVE FILLER AND CUT LEAD SHEATHED CABLE	98	621	NONPR01	50
REMOVE FIXED PARALLEL FROM TABLE	146	606	NSURP01	85
REMOVE FLAME CUTTING MACHINE WHEEL	188	816	NSUMR01	42
REMOVE FRONT WHEEL COVER AND REPLACE JSL AUTOMATIC THREAD GRINDERS	1774	609	NSUCR01	92
REMOVE FURNITURE FINISH FROM WOOD	VARIABLE	763	SCLFRXX	123
REMOVE FUSE FROM HOLDER/BLOCK	83	U	NONPR01	68
REMOVE GASKET FROM CUTTING BOARD AND ASIDE SCRAP	248	86X	NONGR01	58
REMOVE GLASS FROM WINDOW FOR TRIAL INSTALLATION	98	865	NONGP01	70
REMOVE GLASSES FROM CASE, PUT ON, REMOVE AND RETURN TO CASE	677	U	HJPG004	37
REMOVE GRINDING WHEEL AND FLANGE ASSEMBLY AND REPLACE ON TAPER SHAFT, JSL AUTOMATIC THREAD GRINDER	1242	609	SSUAR01	93
REMOVE GRINDING WHEEL FROM MACHINE TABLE AND PLACE ASIDE	162	603	NONUR01	34
REMOVE GROMMET AND STUD (DZUS FASTEN) MANUAL	VARIABLE	607	HNPRXX	18

DEFENSE WORK MEASUREMENT STANDARD TIME DATA
VERB/NOUN INDEX

OPERATION/ELEMENT DESCRIPTION	TMU VALUE	OCCUP- ATION	DWNSTOP ELEMENT	PAGE
REMOVE GYRO HEADER PIN GUARD	1644	710	SDAGR01	31
REMOVE GYRO OUTER COVERS	351	710	SONCR01	43
REMOVE HEAVY-DOOR SHORING FROM RAILROAD CAR	10206	926	SRCR01	219
REMOVE MECHANICAL-COMPRESSION OR EXTENSION SPRING BY HAND AND PLIERS	237	62X	MTLSR01	98
REMOVE HI-LOK BOLT MANUAL TOOLS	VARIABLE	807	STPBRXX	27
REMOVE HI-LOK COLLAR MANUAL TOOLS	VARIABLE	807	STPCRXX	28
REMOVE HOOK OR RACK FROM SUSPENSION BAR	81	5XX	NONMR01	1
REMOVE HOOK (PLAIN, CABLE OR HOIST)	VARIABLE	921	SMHRXX	62
REMOVE IBM ACCTG MACHINE CARDS FROM RACK (TWO HANDS)	117	213	NOMCH04	32
REMOVE IBM ACCTG MACHINE CARDS (ONE HAND)	84	213	NOMCH03	32
REMOVE IDENTIFICATION PLATE	7327	6XX	MIDPR07	3
REMOVE IDENTIFICATION PLATE	VARIABLE	6XX	MIDPRXX	3
REMOVE IGNITER CONDENSER FROM MILITARY VEHICLE, TEST, AND REPLACE ON VEHICLE	VARIABLE	620	SITCRXX	101
REMOVE INCANDESCENT BULB FROM FIXTURE AND PLACE IN CARTON, TO 300 WATT	211	389	MTFBR01	17
REMOVE INDICATOR ASSEMBLY FROM BOX	114	6XX	MJPAR01	4
REMOVE INTERNAL SHORING FROM RAILROAD CAR	10968	929	SRCR04	219
REMOVE INTERPHONE JACK/PLUG	2376	823	SMJRO1	51
REMOVE JAW FROM CHUCK, REVERSE AND REPLACE	877	60X	MSUJRO1	23
REMOVE JU-BOLT	VARIABLE	807	STPRJXX	31
REMOVE JU-BOLT	VARIABLE	807	STPRJXX	30
REMOVE KNOB/POINTER (HAND OR TOOL)	VARIABLE	7XX	SDAKRXX	3
REMOVE LAMINATION ONE LAYER FROM SHIN STOCK, TO TWO INCHES WISE AND SIX INCHES LONG	VARIABLE	80X	STLLRXX	6
REMOVE LARGE PART FROM SPRING RACK	80	5XX	NONPRO3	1
REMOVE LAWNMOWER HANDLE	605	639	MJPHR01	112
REMOVE LEAD AND INSTALL, VARIOUS TERMINALS, NORMAL AND RESTRICTED ACCESS	TABLE	72X	SMHLRXX	86
REMOVE LEAD FROM PRINTED CIRCUIT BOARD	1780	72X	SMHLR06	84
REMOVE LEAD FROM TERMINAL	VARIABLE	72X	SMHLRXX	84
REMOVE LID FROM FIVE-GALLON CONTAINER, 16 PRY TABS	744	U	MPKLR02	73
REMOVE LID (WOOD BOX)	VARIABLE	920	MPKLRXX	24
REMOVE LIGHT SHORING FROM RAIL CAR DOOR	5897	929	SRCR02	219
REMOVE MARHAM-TWO TO SIX INCH DIAMETER CLAMP	1499	621	MCPCR01	110
REMOVE MASKING PLUG	VARIABLE	80X	SJPPRXX	3
REMOVE MASKING TAPE	191	U	MNFTRO3	88
REMOVE MATERIAL FROM WOOD VISE	VARIABLE	66X	SOHRXX	113

DEFENSE WORK MEASUREMENT STANDARD TIME DATA
VERB/NOUM INDEX

OPERATION/ELEMENT DESCRIPTION	TMU VALUE	OCCUP- ATION	DUNSTDP ELEMENT	PAGE
REMOVE MATING PART	VARIABLE	7XX	SOMPRXX	11
REMOVE MATING PART	VARIABLE	6XX	NONPRXX	6
REMOVE MATING PART	60	72X	SNPFR01	71
REMOVE MATING PART WITH TOOL	VARIABLE	6XX	NTLRPXX	10
REMOVE MAXIMUM INTERNAL SHOERING FROM RAIL ROAD CAR	35542	929	SRCR03	219
REMOVE MEMBER(WALL, DOOR AND CROSS-EVANS GEAR)FROM BOXCAR	VARIABLE	929	NJPPRXX	176
REMOVE HILL SHELL TYPE MOUNTING(CENTER SCREW)	195	605	NSUMR01	79
REMOVE MOTOR ENC COVER	2190	721	NOACR01	92
REMOVE NAIL WITH HAMMER	VARIABLE	660	STLNRXX	61
REMOVE NUTS(CARGO) FROM PALLET(463L)	16383	920	NPKNR01	24
REMOVE NOZZLE FROM NOSE	VARIABLE	407	NTPNIXX	3
REMOVE NUT SETTER FROM NUT	39	910	STPNR01	8
REMOVE OIL AND DISPOSE OF WITH HAND OPERATED SUCTION GUN	248	699	MLUOR01	120
REMOVE OILITE BUSHING WITH SCREW PULLER	3380	6XX	NFLBR03	8
REMOVE OR REPLACE BED KNIFE BLADE UNDER LAWNMOWER BODY	142	639	NEVBR01	111
REMOVE OR REPLACE BED KNIFE BLADE FROM GRINDER	776	639	NENBI01	111
REMOVE OR REPLACE BURLAP COVERING	329	929	NONCR01	213
REMOVE PANEL MOUNT TYPE RECEPTACLE FROM COAXIAL CABLE	988	72X	SDARR09	59
REMOVE PANTOGRAPH MACHINE GIB FROM HOLDING TABLE(PER GIB)	86	704	SSUGR01	18
REMOVE PAPER BACKING FROM TILE FIELD(113"X26")	574	661	SOMBR01	63
REMOVE PAPER FROM CONDUCTOR AFTER CUTTER INSULATION HAS BEEN STRIPPED	90	82X	NONPR01	44
REMOVE PAPER WRAPPING FROM 100-POUND BUNDLE OF ASPHALT	200	683	SOMBR01	55
REMOVE PAPER WRAPPING FROM COIL OF WIRE	1611	82X	NONWR01	45
REMOVE PART	TABLE	6XX	TONPRXX	7
REMOVE PART FROM MACHINE AND ASIDE TO FLOOR	VARIABLE	6XX	NONPRXX	6
REMOVE PART FROM MATING PART WITH ARBOR PRESS	649	616	NNPFR01	96
REMOVE PART FROM MATING PART WITH FINGER	107	U	NDAPR09	16
REMOVE PART FROM MATING PART BY PUSHING WITH THUMBS	95	U	NDAPR08	16
REMOVE PART FROM MOUNTING LOCATION OR MATING PART, TIGHT FITTING PARTS	166	U	NDAPR07	15
REMOVE PART FROM MOUNTING LOCATION OR MATING PART	VARIABLE	U	NDAPRXX	15
REMOVE PART FROM RACK	VARIABLE	6XX	NONPRXX	1
REMOVE PART FROM BOX	VARIABLE	920	NPKNRXX	26

DEFENSE WORK MEASUREMENT STANDARD TIME DATA
VERB/NOUN INDEX

OPERATION/ELEMENT DESCRIPTION	TNU VALUE	OCCUP- ATION	DWRSTOP ELEMENT	PAGE
REMOVE PART WITH PRY TOOL	123	U	SCHPRO1	68
REMOVE PIN, VARIOUS TYPES	VARIABLE	U	MNFPKXX	53
REMOVE PLASTIC THREADED CAP OR PLUG	VARIABLE	U	MYFCRXX	81
REMOVE PLASTER PUTTY FROM HOLE	522	50X	SJPP01	4
REMOVE PLUG IN TYPE PART	VARIABLE	72X	SDAPPXX	59
REMOVE PLUG OR CAP, NON-THREADED PLASTIC, USING A SCREWDRIVER	VARIABLE	U	MNFPKXX	53
REMOVE PUTTING COMPOUND	5217	72X	MYLCR01	73
REMOVE PRESSURE GAUGE DIAL AND REPLACE	4886	710	SDADP01	31
REMOVE PRINTED CIRCUIT BOARD FROM JIG AND INSTALL IN JIG	VARIABLE	72X	MVSRXX	75
REMOVE PROGRAM CARD FROM IBM MACHINE PROGRAM DRUM	60	213	MYRCR01	41
REMOVE PROTECTIVE-CLAMP ON TYPE COVER FROM PART	78	7XX	MNFCR01	8
REMOVE PULLER (FOUR BALL) FROM CLAW BAR	28	910	STLPR01	8
REMOVE RECEIVING DOCUMENTS, MATCH AND ATTACH TO CONTAINER	1263	922	SIDOR01	111
REMOVE RETAINER RING SPRING, LOCKWIRE OR PLAT STEEL USING TOOLS	146	U	MNFR03	53
REMOVE RETAINER RING SPRING, LOCKWIRE OR PLAT STEEL USING TOOLS	666	U	MNFR02	53
REMOVE RETAINER, SNAP RING, INTERNAL OR EXTERNAL USING SNAP RING PLIERS	136	U	MNFR01	53
REMOVE RING (AND SEAL) FROM GROOVE WITH TOOL	92	6XX	MYLR01	10
REMOVE RIVET WITH DRILL, HAMMER AND PUNCH	VARIABLE	709	MNFRXX	28
REMOVE RIVET; SOLID, DRIVEN	VARIABLE	800	MNFRXX	11
REMOVE RUBBER BAND FROM BUNDLE OR ROLL	VARIABLE	209	MNFRXX	23
REMOVE RUBBER GROMMET FROM BODY OF CONNECTOR ASSEMBLY	111	72X	MYLR01	73
REMOVE S HOOK FROM PART	42	U	MNFR01	65
REMOVE SAFETY GUARD FROM TABLE SAW	498	667	MNFR01	116
REMOVE SAFETY WIRE FROM FIRST STATION, SINGLE STRAND	184	U	MNFR01	56
REMOVE SAFETY WIRE, DOUBLE STRAND, TWISTED FIRST STATION	270	U	MNFR02	56
REMOVE SAFETY WIRE, DOUBLE STRAND, TWISTED ADDITIONAL STATION UP TO 6 INCHES APART	228	U	MNFR03	56
REMOVE SAFETY-CONTINUOUS WIRE	VARIABLE	U	MNFRXX	61
REMOVE SEAL (CONEX), OPEN AND CLOSE DOOR	1752	920	MNFR01	27
REMOVE SEAL, RECORD NUMBERS	843	929	SIDSR01	172
REMOVE SEALANT	VARIABLE	50X	SJPSRXX	4
REMOVE SEALING PLUG FROM INSTRUMENT	1950	710	SDAPR02	34
REMOVE SHAFT (OR PART) FROM CENTERS, LENGTH GREATER THAN 36 INCHES	224	603	MNFR01	29

DEFENSE WORK MEASUREMENT STANDARD TIME DATA
VERB/NOUM INDEX

OPERATION/ELEMENT DESCRIPTION	TMU VALUE	OCCUPATION	CWNSTOP ELEMENT
REMOVE SHEET(S) FROM BINDER	VARIABLE	209	MPFSRXX
REMOVE SHIELDED/CAPITAL CABLE	5734	72X	SMHCR04
REMOVE SHOCK MOUNT	1170	7XX	SMHCR04
REMOVE SHOE SOLE FROM SHOE	80	36E	MOHSP01
REMOVE SHRINKABLE TUBING	VARIABLE	72X	STLTRXX
REMOVE SINGLE ALIGN PART OUT OF HOLE OR OFF STUD	83	7XX	SOHPR05
REMOVE SLAG WITH CHIPPING HAMMER	VARIABLE	81X	NCLSRXX
REMOVE SLING	525	921	SMHCR01
REMOVE SLING FROM HOOK	45	921	MMHCR02
REMOVE SLING FROM PART	110	921	MMHCR01
REMOVE SNAP ON COVER FROM PLASTIC CONTAINER, 1-7 INCHES DIAMETER	39	U	SPKCR01
REMOVE SNAP OR SPRING RETAINER RING	VARIABLE	6XX	MMFSRXX
REMOVE SOLDER	VARIABLE	72X	SCLSRXX
REMOVE SOLDER FROM COMPONENT-PER POINT	452	72X	SCLSR03
REMOVE SPACER OR SHIM FROM ARBOR	67	665	MSUSR01
REMOVE SPEED HANDLE FROM PART OR TURN HANDLE ONE THREAD	VARIABLE	U	STLWSXX
REMOVE SPLICE	151	82X	SMHCR01
REMOVE SPLIT GARNER FROM CAMLOC STUD, PER WASHER	140	807	SNFUR01
REMOVE SPDY TIE	157	82X	SNFTR01
REMOVE SPRINKLER FROM WATER LINE	VARIABLE	407	SOHSAXX
REMOVE STAKE SECTION AND REPLACE FROM/ONTO TRUCK	VARIABLE	929	MJPSRXX
REMOVE STAPLE, 1/8 OR 1/2 INCH, USING PLIER TYPE STAPLE REMOVER	86	U	MMFSR01
REMOVE STAPLER FROM BOX AND PLACE ON FURROW	294	407	MOHCR01
REMOVE STOP FROM CUTOFF SAW BED	220	667	MSUSR01
REMOVE STORAGE DUNNAGE MANUALLY	430	929	MOHCR01
REMOVE STRAIGHT MACHINE KEY, HAMMER AND CRAFT PUNCH REQUIRED	258	U	MMFKR03
REMOVE STRAIGHT MACHINE KEY, LOOSE FIT, NO TOOLS REQUIRED	38	U	MMFKR02
REMOVE STRANDED WIRE FROM PLUG PIN (INSULATED)	428	72X	MMHCR03
REMOVE STRAP(S) (CUT AND ASIDE) FROM PALLET	VARIABLE	920	STLSRXX
REMOVE STRAPPING AND CARDBOARD FROM PALLET LOAD	VARIABLE	920	SPKSRXX
REMOVE STRAPPING(S) (8 INCH) FROM BOX	VARIABLE	920	MPKSRXX
REMOVE TACKS	124	780	MMFTR01
REMOVE TAG FROM OBJECT	VARIABLE	U	MIOTRXX

DEFENSE WORK MEASUREMENT STANDARD TIME DATA
VERB/NOUN INDEX

OPERATION/ELEMENT DESCRIPTION	TMU VALUE	OCCUP- ATION	DWSTOP ELEMENT	PAGE
REMOVE TANK FROM MANC TRUCK	126	81X	MOHTRO1	38
REMOVE TAPE FROM OBJECT	97	U	MNFTRO2	56
REMOVE TAPE FROM ROLL	167	U	MNFTRO1	55
REMOVE TAPE, OLD CONTROL TAPE (ISM ACCTG MACHINE)	77	813	MOHTRO1	38
REMOVE TAPERED MACHINE KEY, HAMMER AND PUNCH REQUIRED	286	U	MNFKRO4	50
REMOVE TERMINAL ASSEMBLY	VARIABLE	72X	MTLTRXX	73
REMOVE TERMINAL ASSEMBLY FROM CONNECTOR	114	72X	MOAAR01	45
REMOVE TERMINAL-GYRO MOTOR CUPS	383	710	SDACRO6	31
REMOVE THREAD CHASER FROM AND INSTALL IN DIE HEAD, TURRET LATHE	271	604	MEHRC01	46
REMOVE THREADED CONNECTOR END FROM COAXIAL CABLE	863	72X	SDACRO6	48
REMOVE THREADED FASTENER WITH POWER TOOL	VARIABLE	U	MTPPRXX	105
REMOVE THREADED FASTENER WITH HAND TOOL	TABLE	U	YTLFRXX	92
REMOVE THREADED FASTENER	TABLE	U	STLFRXX	102
REMOVE THREADED FASTENER WITH POWER TOOL	VARIABLE	U	STPPRXX	106
REMOVE THREADED FASTENER WITH HAND	TABLE	U	YTFPRXX	83
REMOVE THREADED-STAKED PART	587	7XX	SDAPRO3	4
REMOVE TIGHTENER (STRAPPING-MANUAL)	129	920	MTLTA01	56
REMOVE TOOL FROM CHUCK	120	U	MTPTRO1	106
REMOVE TRANSISTOR MOUNTING CLIP	VARIABLE	72X	SDARCXX	57
REMOVE TUMBLER DOOR	39	599	MOHRO1	21
REMOVE TYPE FROM FLANGED QUICK COUPLER-VEECO TYPE	223	6XX	MTFTRO1	7
REMOVE UNSOLDERED WIRE OR CUT STRANDED WIRE FROM SET/UNIT	VARIABLE	72X	MWHRRXX	77
REMOVE UPHOLSTERY MATERIAL FROM SEWING MACHINE	66	787	MOHRO4	132
REMOVE VENETIAN BLIND FROM SPRAY BOOTH	107	739	MOHRO1	115
REMOVE VERNIER AND REPLACE IN CASE	177	60X	NJPVRO1	21
REMOVE WEDGE LOCK WITH PNEUMATIC TOOL	231	80X	SNFLRO1	6
REMOVE WELDING SHIELD	173	81X	NJPSP01	38
REMOVE WHEEL DRESSER FROM MACHINE, CYLINDRICAL GRINDER	160	603	MSUDRO1	36
REMOVE WIGGINS TYPE-TWO TO SIX INCH DIAMETER CLAMP	2080	621	MCPCRO2	110
REMOVE WIRE FROM VARIOUS TERMINALS, NORMAL AND RESTRICTED ACCESS	TABLE	72X	YWHRRXX	78
REMOVE WIRE INSULATION	VARIABLE	72X	SWHRRXX	82
REMOVE WIRE ROSSER	VARIABLE	800	SJPRRXX	6
REMOVE WOOD TEMPLATE FROM TOP OF STOCK	198	649	MLOTRO1	117

DEFENSE WORK MEASUREMENT STANDARD TIME DATA
VERB/NOUN INDEX

OPERATION/ELEMENT DESCRIPTION	TNU VALUE	OCCUP- ATION	DWNSHOP ELEMENT	PAGE
REMOVE HOOD/BUFF KEY WITH HAMMER AND CLEFT PUNCH	370	U	MNPKR01	50
REMOVE WRAP AROUND OR CAP SHAPED COVER FROM UNIT/ITEM	VARIABLE	7XX	NONCRXX	9
REMOVE ZERK FITTING	VARIABLE	U	STLRFXX	104
REMOVE/INSYALL WIRE LEAD TO ENDING POST	VARIABLE	72X	MWHLRXX	76
REMOVE/REPLACE GRINDING WHEEL ON FLANGE	3805	600	SSUHR01	93
REMOVE TUBE LINE FROM FITTING, SECURED WITH H WAT FITTING	1660	62X	MYFLR01	97
REPACK ORIGINAL WOOD BOX	VARIABLE	920	SPKBRXX	35
REPAIR PIERGLASS	VARIABLE	754	SSRFRXX	121
REPAIR PIERGLASS SPOT (ONE SQUARE INCH)	2450	754	STPSR01	123
REPAIR INSTRUMENT CASE	VARIABLE	710	SDACRXX	31
REPAIR LAMINATED OBJECT (FILL VOID)	5200	754	SSROR10	122
REPAIR LAMINATED OBJECT	VARIABLE	754	SSRORXX	122
REPAIR MOTOR	10960	721	SDAMR02	95
REPAIR MOTOR GENERATOR (DISASSEMBLE, CLEAN BEARING, AND ASSEMBLE)	22090	721	SDAMR04	95
REPAIR SYNCHRO	18340	721	SDARS01	96
REPLACE AC/DC PLUG WITH CLAMP AND GROUND	6136	72X	SWHPR05	86
REPLACE ANCHORED FASTENER	VARIABLE	807	SNFFRXX	21
REPLACE ANNULAR BEARING ON SHAFT	VARIABLE	616	MYLBRXX	96
REPLACE ARMATURE	VARIABLE	721	SDAARXX	92
REPLACE AXIAL LEAD PART ON PIN/POST TERMINAL OR EYELET TYPE TERMINAL	VARIABLE	72X	SWHRPXX	87
REPLACE BACK TOOL HOLDER POST	201	604	NSURP01	69
REPLACE BLOCKING TO EMPTY CAR	3016	929	MJPBR02	173
REPLACE BRUSHES	TABLE	721	SDABRXX	93
REPLACE BULB WITH BULB CHANGER	VARIABLE	829	STLBRXX	54
REPLACE BUTTON TYPE CAPACITOR (SCLODERED)	4695	72X	SDACR03	48
REPLACE BUTTON TYPE PLUG	332	6XX	STLPR01	11
REPLACE CABLE CLAMP WITH LOCKNUT, BOLT/SCREW AND WASHER	VARIABLE	72X	SCPCRXX	45
REPLACE CARBON PILE	9980	729	SDACR01	111
REPLACE CARD IN FILE, NEXT CARD TILTED-LOOSE	42	206	MFLCH06	7
REPLACE CARD IN FILE, NEXT CARD TILTED, CARD TIGHTLY PACKED IN FILE	56	206	MFLCH05	7
REPLACE CATHODE RAY TUBE	18580	72X	SDATR06	63
REPLACE CLAMPS	6400	72X	SCPCR05	45
REPLACE COAXIAL RECEPTACLE ON PANEL	VARIABLE	72X	SDARRXX	59
REPLACE COMPONENT	VARIABLE	72X	SWHCRXX	80
REPLACE COMPONENT	6851	72X	SDACR04	48

DEFENSE WORK MEASUREMENT STANDARD TIME DATA
VERB/NOUN INDEX

OPERATION/ELEMENT DESCRIPTION	TMU VALUE	OCCUPATION	DWSTDP ELEMENT	PAGE
REPLACE CONFERENCE CHAIR TO TABLE	84	381	MONCP01	18
REPLACE CONNECTOR END ON COAXIAL CABLE	7648	72X	SOACR05	48
REPLACE COVER PLATE	208	7XX	HTLPRO1	13
REPLACE CRYSTAL RECTIFIER PLUG IN TYPE	630	72X	SOARR10	60
REPLACE JUST BAG IN UPRIGHT VACUUM CLEANER	VARIABLE	381	NJPSRXX	14
REPLACE ELECTRICAL PLUG PIN	3880	72X	STLPRO1	74
REPLACE ELECTRODE-GAS TIP	638	811	NJPTRO1	41
REPLACE ELECTRON TUBE	249	72X	SDATRO4	62
REPLACE ELECTRON-PLUG IN TYPE TUBE	VARIABLE	72X	SDARTXX	60
REPLACE ELECTRON-SOLDERED TUBE	VARIABLE	72X	SDATRXX	62
REPLACE ELECTRONIC COMPONENT	VARIABLE	72X	SOAERXX	49
REPLACE ELECTRONIC COMPONENT	TABLE	72X	SOAREXX	58
REPLACE ELECTRONIC PART	TABLE	72X	SDAPIXX	54
REPLACE ELECTRONIC TUBE	19769	72X	SDATRO3	62
REPLACE FIBERGLASS HONEYCOMB	VARIABLE	784	SSRHRXX	121
REPLACE FILTER OR COIL	VARIABLE	72X	SDAPRXX	49
REPLACE FLUORESCENT STARTER IN FIXTURE	144	629	MONSR01	63
REPLACE FUSE	329	72X	SNFFRO1	70
REPLACE FUSE HOLDER	VARIABLE	72X	SDAHRXX	50
REPLACE GAUGE LENS IN GAUGE	1876	710	SOALR01	32
REPLACE GAUGE OR INSTRUMENT POINTER	1886	710	SOAPRO1	34
REPLACE GENERATOR MOTOR	37140	721	SOAMR05	96
REPLACE GRINDING WHEEL SEGMENTS, TWO EACH	398	603	MSUSRO1	40
REPLACE HIGH STRENGTH FASTENERS	VARIABLE	80X	SNFFRXX	8
REPLACE IDENTIFICATION PLATE	VARIABLE	6XX	SIDPRXX	3
REPLACE INNER LAYER CLOTH	VARIABLE	754	SSRCAXX	121
REPLACE JACK/TEST POINT (PANEL MOUNTED)	VARIABLE	72X	SOAJRXX	50
REPLACE KLYSTRON-TYPE OK847 TUBE	3880	72X	SDATRO5	63
REPLACE LEAD AND SOCKET, ELECTRON TUBE	TABLE	72X	SOANLXX	58
REPLACE METER	VARIABLE	72X	SOAHRXX	51
REPLACE MOTOR	24560	721	SOAMR03	95
REPLACE MOTOR (OR MOTOR GENERATOR) TO GEAR PLATE	9160	721	SOAMRO1	94
REPLACE PART	VARIABLE	72X	SDAPRXX	56
REPLACE PART OR MODULE	2790	7XX	SOAPRO1	4
REPLACE PILOT LAMP	920	72X	SOALR01	30
REPLACE PIN AND REINSTALL	VARIABLE	72X	STLPRXX	74
REPLACE POTENTIOMETER	29800	72X	SOAPR12	56
REPLACE RESISTOR/CAPACITOR	VARIABLE	72X	SOACRXX	48

DEFENSE WORK MEASUREMENT STANDARD TIME DATA
VERB/NOUN INDEX

OPERATION/ELEMENT DESCRIPTION	TNU VALUE	OCCUP- ATION	OWNSTDP ELEMENT	PAGE
REPLACE NING TYPE TERMINAL LUG ON STUD (WIRE ATTACHED)	873	72X	SMHLR07	84
REPLACE SECTION WAVEGUIDE	VARIABLE	726	SDAPR07	100
REPLACE SMIN ON ARMATURE	VARIABLE	721	SDASRXX	97
REPLACE SLEEVING	VARIABLE	728	SMHSRXX	110
REPLACE SPRAY GUN	230	U	MJPCR01	37
REPLACE STUD MOUNTED POTENTIOMETER	16389	72X	SDAPR13	87
REPLACE SWITCH	VARIABLE	72X	SDARSXX	60
REPLACE SWITCH(CONNECT,DISCONNECT LEADS)	VARIABLE	72X	SDASRXX	61
REPLACE SYNCHRO GEAR TRAIN	13800	721	SDAGR01	93
REPLACE SYNCHRO	29450	721	SDARS02	96
REPLACE TAPPED PART BY HAND	238	7XX	STFPR02	13
REPLACE THREADED PART BY HAND(UNPACK NEW PART)	378	7XX	STFPR01	12
REPLACE TRANSFORMER	VARIABLE	72X	SDATIXX	62
REPLACE WAPER ON WAFER SWITCH	VARIABLE	72X	SDAWRXX	63
REPLACE WAPER SWITCH	8774	72X	SDASR07	61
REPLACE WIRE	VARIABLE	72X	SMHSRXX	90
REPLACE WIRED RELAY	VARIABLE	72X	SDARDXX	87
REPLENISH STOCK IN BIN	VARIABLE	929	JOHSRX1	218
REPOSITION BAND SAW LEVER	38	607	MEMLR01	88
REPOSITION CUTTER FOR NEXT MACHINE CUT	150	781	MJPCR01	128
REPOSITION HICKEY ON CONDUIT	134	82X	HTLHR01	45
REPOSITION MATERIAL TO SEW	VARIABLE	787	MOHSRXX	132
REPOSITION RITER ATTACHMENT(BANDSAW)	61	607	MEMAR01	87
REPOSITION OBJECT AT WORKPLACE BY SLIDING OR LIFTING AND TURNING.OBJECT TO 90 POUNDS WEIGHT. TURN UP TO 180 DEGREES	TABLE	U	TOHORXX	67
REPOSITION SAW BLADE 180 DEGREES ON ARBOR FOR SHARPENING	94	601	MEMBR01	25
REROLL BOLT MATERIAL	288	929	MOHSR01	212
REROLL BOLT MATERIAL	288	929	MOHSR01	214
RETURN CARRIAGE/BALL	VARIABLE	203	MTYCRXX	3
RETURN DOCUMENT TO PLASTIC BAG	128	U	MPHDR02	70
RETURN EMPTY PALLET TO STORAGE	CON/VAR	922	SEHSRXX	102
RETURN EMPTY PALLET(463L) TO STORAGE	3828	922	SEMHR01	103
RETURN INDICATOR AND SWIVEL CLAMP TO BOX	810	6XX	MJPIR01	8
RETURN MATERIAL(BOLT) TO STORAGE	CON/VAR	922	SEHSRXX	99
RETURN MUP TRUCK TO CLOSET	387	381	SJPT001	14
RETURN MUP TRUCK TO JANITOR'S CLOSET	344	381	MOHSR01	18
REVERSE CLOTH IN HANDS TO EXPOSE CLEAN SURFACE	47	381	MOHSR01	18

DEFENSE WORK MEASUREMENT STANDARD TIME DATA
VERB/NOUN INDEX

OPERATION/ELEMENT DESCRIPTION	TMU VALUE	OCCUP- ATION	DWNSTOP ELEMENT	PAGE
REVERSE HATCHET ON THREADING TCCL	84	RXX	MTLRR01	2
REVERSE TABLE TRAVERSE BY HAND,CYLINDRICAL GRINDER	30	603	MENTR01	29
REVIEW DO 1348-1 AND PULL CARDS TO COMPARE DATA	297	222	MIDDR02	49
REVIEW SHIPMENT PLANNING WORK SHEET FOR ENTRIES, MATCH CARDS	492	222	MIDDR01	49
REWAX BUFFER WHEELS	185	365	MJPR01	1
REWIND MICROFILM READER MACHINE, FILM TO STOP POSITION, MACHINE TYPE INCLUDED	332	208	MFRMR01	15
RINSE CLOTH AND WRING BY HAND	211	381	SCLCR01	13
RINSE PART WITH PRESSURE SPRAY	VARIABLE	899	MCLPRXX	17
RINSE PARTS IN BASKET	2089	503	SCLPR01	13
RINSE PARTS(IN BASKET),SPRAY	7327	599	SCLPR01	19
RINSE PARTS(IN BASKET)DIP	1158	503	SCLPR02	13
RINSE PARTS(IN BASKET)IN MACHINE	266	503	MCLPR01	7
ROLL SOLL (BOOT/SHOE) ON ROLL SECTION OF CUTTER	VARIABLE	365	MTLSRXX	4
ROTATE PHOTO-COPIER MACHINE TIME FILM FOR BOUND ORIGINALS	26	207	BRPMT05	10
ROTATE POLE WITH CANT HOOK	415	821	MTLPR01	50
ROTATE VISE	230	60X	MSUVR01	23
ROUTE WIRE FROM ONE TERMINAL TO HARNESS AND FROM HARNESS TO OTHER TERMINAL	883	72X	SWHRW05	87
ROUTE WIRE SIX INCHES ALONG HARNESS	723	72X	SWHRW06	87
ROUTE WIRE THROUGH GROMMET OR HOLE	137	72X	SWHRW07	87
ROUTE WIRE THROUGH OBSTRUCTION	VARIABLE	72X	SWHRWXX	87
ROUTE WIRE/WIRE BUNDLE IN AIRCRAFT	1596	825	SWHRP01	53
RUN MACHINE TIME FOR MULTI-COLUMN KEYBOARD CALCULATOR	VARIABLE	216	SCAMRXX	45
RUN MACHINE TIME,FRIDEN CALCULATOR	VARIABLE	216	NCAMRXX	46
RUN TIME FOR DIVISION OPERATIONS ON CALCULATORS	TABLE	216	TCAMRXX	46
RUN-THRU WITH ELECTRIC FORKLIFT TRUCK	3958	922	SEHTP01	103
SALVAGE AIRCRAFT CONTROL CABLE FITTING	3000	709	STLFS01	29
SAND BOOT(PAIR)HEELS TO CORRECT SIZE	2752	365	SPTNS01	3
SAND BOOT/SHOE SOLES	VARIABLE	365	SPTSSXX	3
SAND BOOT/SHOE(PAIR)SOLE AREA	868	365	SPTSS04	4
SAND SHOE SOLE(FULL/HALF)PAIR	VARIABLE	365	MPTSSXX	2
SAND SHOE(PAIR)HEELS TO CORRECT SIZE	3462	365	SPTNS02	3
SAND SIGN WITH DISC SANDER	367	705	HTPS01	25
SAND SOLE AND HEEL(BOOT)FINISH PAIR	1572	365	SPTSS01	4
SAW BOARD IN NETER BOX	VARIABLE	860	MTLSBXX	60

DEFENSE WORK MEASUREMENT STANDARD TIME DATA
VERB/NOUN INDEX

OPERATION/ELEMENT DESCRIPTION	TMU VALUE	OCCUPATION	OWNSTOP ELEMENT	PAGE
SCAN SHEET(S) FOR FAMILIAR REFERENCE POINT(S); LETTER SIZE SHEETS	TABLE	U	TRDSXX	78
SCRAPE FOREIGN MATTER FROM FLOOR WITH PUTTY KNIFE OR SIMILAR, PER SPCT	283	381	MCLMS01	10
SCRAPE OFF SEAL COMPOUND	381	U	MCLCS01	10
SCRAPE SPATYER PER INCH OF WELD	30	812	MCLSS01	34
SCRAPE SURFACE TO CLEAN	VARIABLE	U	MCLSSXX	11
SCREEN MORTAR SETTING BED PER TWO SQUARE FEET	387	861	MTLBS01	63
SCREW CAP CAP ON AND OFF	VARIABLE	U	MPKCSXX	72
SCREW DOWN GREASE CUP	184	699	MLUCS01	119
SCRIBE LINE EXACT POSITION, METAL SURFACE	128	U	MLOLS13	48
SCRIBE LINE TO SCALE OR STRAIGHTEDGE	VARIABLE	U	MLOLSXX	43
SCRIBE LINE TO SCALE (STRAIGHTEDGE)	VARIABLE	U	MLOLSXX	44
SCRIBE STONE AROUND WITH PICK, PREPARATORY TO JIGGING BED FOR STEPPING STONE	719	407	MTLSS01	3
SCRUB FLOOR WITH AUTOMATIC SCRUBBING	1065	381	MCLFS01	9
SCRUB LAVATORY WITH BRUSH OR CLOTH, WALL-MOUNTED FIXTURE	614	381	MCLLS01	10
SEAL BAG (BARRIER)	VARIABLE	920	MPKBSXX	17
SEAL BAG (HEAT) AND EXHAUST AIR	VARIABLE	920	SPKBSXX	38
SEAL BARRIER (HEAT)	VARIABLE	920	STLBSXX	56
SEAL ENVELOPE, GUNNED FLAP	VARIABLE	209	MPHESXX	28
SEAL INSTRUMENT WITH SOLDERING IRON	VARIABLE	710	SDAISXX	32
SEAL ITEM IN HEAT SEALED BAG	VARIABLE	920	SPKISXX	43
SEAL ITEM IN HEAT SEALED BAG WITH FIBER-BOARD SUPPORT	1986	920	SPKIS03	43
SEAL LID TO METAL CONTAINER (MACHINE SEAL)-MANUALLY OPERATED	248	920	MPKLM01	23
SEAL OPENING (CORD-STRIPPABLE COMPOUND)	221	920	MTLOS01	54
SEAL STRAP ENDS	280	789	SOPSS01	134
SEAL WIRE/ROPE ENDS	116	929	MDPRS01	171
SEAT BOLT WITH MANNER BLOWS	83	910	STLBS01	5
SEAT HASSING PLUG IN HOLE	VARIABLE	80X	SJPPSXX	3
SEAT NUT WITH WRENCH AND REMOVE WRENCH	191	910	STLNS01	8
SEAT RIVET	214	789	STLRS01	138
SEAT TURNLOCK FASTENER AND TIGHTEN	VARIABLE	80X	SNFFSXX	8
SECURE AMMUNITION IN VAN TRUCK	CON/VAR	929	SSMASX2	223
SECURE AND SEAL GASKET TO PRE-MOUNTED SCLT	183	920	MPKGS01	21
SECURE BOXCAR DOOR WITH CAM AND HASP	137	929	MJPS01	174
SECURE CRATE (WIREBOUND) WITH WIRE LATCH	301	920	MPKCS01	20
SECURE LIGHT VEHICLE TO CARRIER	VARIABLE	929	SSMVSXX	224

DEFENSE WORK MEASUREMENT STANDARD TIME DATA
VERB/NOUN INDEX

OPERATION/ELEMENT DESCRIPTION	TNU VALUE	OCCUP- ATION	SWPSTOP ELEMENT	PAGE
SECURE OBJECT IN STRAP VISE(HYDRAULIC OPERATE)	VARIABLE	7XX	NVBS0XX	16
SECURE PALLETIZED OR UNITIZED AMMUNITION IN A RAILROAD CAR	CON/VAR	929	SSHASK1	223
SECURE SAFETY WIRE TO ANCHOR STATION WITH ONE TWIST BY HAND	VARIABLE	U	MNFW5XX	54
SECURE TUMF LINE TO FITTING WITH D-NUT FITTING	1735	62X	NYFL501	92
SECURE VENETIAN BLIND FOR TRANSPORTING	908	739	BNFBS01	114
SELECT ADDITIONAL LEAF FROM PAN TYPE FEELER GAUGE, LEAVES PREVIOUSLY MOVED OUT OF CASE	38	U	EITFE04	27
SELECT AND CUT BOLT MATERIAL	VARIABLE	922	JOHNSX1	117
SELECT BAR STOCK FROM STORAGE(CUTTING REQUIRED)	VARIABLE	922	JENSSX2	110
SELECT BAR STOCK FROM STORAGE(ING CUTTING)	VARIABLE	922	JENSSX1	109
SELECT DATA CARD	480	222	MIDCS01	49
SELECT FEELER GAUGE FIRST LEAF FROM PAN TYPE FEELER IN METAL CASE	89	U	EITFE03	26
SELECT MASTER COPY FROM WORK BENCH(PER LETTER)	26	704	NJPCS02	17
SELECT MASTER COPY FROM RACK ON WALL(PER LETTER)	65	704	NJPCS01	17
SELECT MATERIAL FROM BIN	VARIABLE	929	JOHNSX1	217
SELECT MATERIAL FROM BULK LOCATION--MORE THAN ONE LOCATION--MULTI LINES PER PALLET	VARIABLE	922	JENSSX6	107
SELECT MATERIAL--FULL PALLET(SINGLE LINE ITEM PER PALLET)	VARIABLE	922	JENSSX4	106
SELECT MATERIAL--ONE LINE FROM RACK STORAGE (MULTIPLE LINE ITEMS BY STOCK SELECTOR PLATFORM TYPE)	VARIABLE	922	JENSSX6	108
SELECT 55GAL DRUMS OR CYLINDERS FROM STORAGE(FULL OR PARTIAL PALLETS)	VARIABLE	922	JENSSX1	105
SEPARATE FORM(S) INTERLEAVED AND PULL SHEET(S)/CARBON(S)	TABLE	209	TPHFSXX	30
SEPARATE PACKAGE(BLISTER) FROM MULTI- COMPARTMENT UNITS	209	920	NTLPS01	94
SEPARATE PARTS BY PULLING	VARIABLE	U	WMPFSXX	63
SEPARATE SHEET(S) ALONG PERFORATION	VARIABLE	209	MPSFSXX	26
SEPARATE SHEET(S) FROM PERFORATED BORDER OF MULTI-SHEET(S) FORM LISTING	TABLE	209	TPHFSXX	30
SERVICE ELECTRON TUBE CIRCUIT (MECHANICAL)	VARIABLE	72X	SDACBXX	49
SET AND DRIVE PLUG(RAIL SPIKE HOLE)	192	919	NTLPS01	8
SET ANGLE ON CUT OFF OR MITERING ATTACHMENT, DO-ALL CONTOUR SAW	217	607	NSUAS01	90
SET ARNOLD GAUGE TO PART	224	403	NSUGS01	39
SET BLADE TO WORK, POWER HACKSAW	69	607	NEBES01	87
SET ROBBIN UP TO BEND	509	76X	SAUGS01	125

DEFENSE WORK MEASUREMENT STANDARD TIME DATA
VERB/NOUN INDEX

OPERATION/ELEMENT DESCRIPTION	TWU VALUE	OCCUP- ATION	OWNSTOP ELEMENT	PAGE
SET CALIPER WITH SCALE	VARIABLE	U	BITCSXX	25
SET CARRIAGE MICROMETER STOP	298	604	MSUSS01	69
SET CILUMN-40RT FIRST AND OTHER (ON SORTING MACHINES)	VARIABLE	213	NONCSXX	34
SET COMBINO SLIDE TO ANGLE	363	604	MEMSS01	47
SET CONTROLS	VARIABLE	U	NACCSXX	3
SET CROSS FEED DIAL TO MARK, ENGINE LATHE	179	604	MEMOS01	44
SET DIAL	VARIABLE	60X	MEMOS01	14
SET DIAL CLIP TO DESIRED READING	138	604	MSUCS01	67
SET DIAL INDICATOR TO ZERO	49	U	BITIS01	27
SET DIALS TO ZERO ON MEASURING DEVICE (CLOTH)	130	929	MGMS01	171
SET DIAMOND ON RADIUS DRESSER WITH GAUGE BLOCK	117	603	MSUDS01	37
SET DOWN PALLET (LOADED-4000 POUNDS) WITH ELECTRIC FORKLIFT TRUCK	336	922	MEMPS01	91
SET DRILL PRESS DEPTH CONTROL ON SPINDLE	171	606	MEMPS01	62
SET DRILL PRESS FEED ON PEDESTAL DRILL PRESS	1740	606	MSUSP01	85
SET ENGINE LATHE UP WITH CENTERS	9147	604	MSULS01	68
SET FEE PRESSURE, POWER HACKSAW	308	607	MSUPS01	91
SET FEED TABLE, MILLING MACHINE	175	608	MSUTS01	81
SET GRAOATED DEPTH DIAL, RADIAL DRILL PRESS	436	606	MEMOS01	81
SET HPLIX ANGLE ONE DEGREE ON GRINDING HEAD, J&L AUTOMATIC THREAD GRINDER	1296	609	SSUAS01	93
SET HUCK LOCK BOLT WITH PULL TYPE GUN	80	607	OPTES01	25
SET INDICATOR DIAL	62	U	MITIS01	31
SET LENGTH OF PART ON AUTOMATIC INDEXING SCALE, DO-ALL POWER CUTOFF SAW	609	607	MSULS01	90
SET LIMIT STOP FOR FRAME RAISE, POWER HACKSAW	207	607	MSUSS02	91
SET MARGIN WITH MAGIC MARGIN OR MARGIN SET KEY OR VISIBLE SLIDING TYPE	42	203	MTVMS01	3
SET MATERIAL STOP, POWER HACKSAW	612	607	MSUSS03	91
SET MEASURING TABLE STOP FOR DESIRED LENGTH	640	726	SJPS01	103
SET MICROMETER STOP ON ENGINE LATHE	615	604	MEMNS01	45
SET NAIL AND DRIVE	TABLE	U	TMPNSXX	67
SET NAIL WITH NAIL PUNCH	67	640	MMFNS01	114
SET OR RESET RECORDER SPEED DRIVE- MECHANICAL	61	720	SACDS01	91
SET PASSAMETER GAUGE WITH GAUGE BLOCK	166	U	BITGS01	27
SET RADIUS ON RADIUS DRESSER	39	603	MSURS01	39
SET RESET WITH PNEUMATIC GUN PROCESS TIME ONLY	287	600	OPTRS01	11
SET SPACING, SINGLE, DOUBLE OR TRIPLE LINE	22	203	MTVSS01	4

DEFENSE WORK MEASUREMENT STANDARD TIME DATA
VERB/NOUN INDEX

OPERATION/ELEMENT DESCRIPTION	TMU VALUE	OCCUP- ATION	DWNSOP ELEMENT	PAGE
SET SPEED WITH THREE LEVERS, J&L AUTOMATIC THREAD GRINDERS	218	609	MEMSS01	92
SET SPIKE WITH MAUL	123	910	BTLS501	6
SET SPOT WELDING MACHINE THYRATON CONTROLS	129	813	MSUTS01	41
SET STOP ON WHEELHEAD CROSS SLIDE HANDWHEEL INTERNAL GRINDER	228	603	MSUSS01	40
SET STOP, LAWNMOWER GRINDER	175	639	MEMSS01	111
SET TAB POSITIONING CARRIAGE BY 4 TO 8 REPEATED DEPRESSIONS OF SPACE BAR, MANUAL, ELECTRIC OR ICM SELECTRIC TYPEWRITER	34	203	MTYTS01	5
SET TAB WITH UP TO 1 INCH OF SPACING, ICM SELECTRIC TYPEWRITER	44	203	MTYTS02	6
SET TABLE SAW-WOOD FENCE FOR WIDE CUT	279	667	MEWFS01	115
SET TABLE TRIP, CYLINDRICAL GRINDER	VARIABLE	603	MSUTSXX	41
SET TAPER ATTACHMENT	1367	604	MSUAS01	66
SET THREADING TOOL TO WORK WITH CENTER GAUGE	847	604	MSUST01	69
SET TOOL (AND HOLDER) FOR JOB CLEARANCE	166	604	MSUTS01	70
SET TORQUE WRENCH AND TEST TORQUE	3503	701	SITUS01	17
SET TRAMMEL TO SCALE	VARIABLE	609	NJPTSXX	32
SET TRUING UNIT FOR AUTOMATIC DIAMOND RISE INTERNAL GRINDER	116	603	MSUUS01	41
SET UP AIRCRAFT CONTROL CABLE PROOFLOADER AND INSTALL EXTENSION CABLE	VARIABLE	709	SSUPSXX	28
SET UP AIRLOC TOOL FOR INSTALLATION OR REMOVAL OF PIN IN AIRLOC STUD	1638	80X	SJPTS01	3
SET UP AND BREAK DOWN CONVEYOR (ROLLER)	41700	921	SJPCS01	62
SET UP AND DISMANTLE CONVEYOR (SKATE OR ROLLER)	61978	921	NMHC501	64
SET UP AND DISMANTLE ELECTRICAL-CHM, VOLT, ETC. METER	772	72X	SJPM501	70
SET UP AND DISMANTLE INDICATOR DIAL TO/ FROM V BLOCK	637	721	SSUD501	99
SET UP AND DISMANTLE PLANER GAUGE	813	605	NJPG501	75
SET UP AND SECURE EQUIPMENT (ELECTRIC FORKLIFT AND DOOR PLATE)	2360	922	SJPE501	112
SET UP AND SECURE IGLOO/MAGAZINE	VARIABLE	929	KJPI5XX	204
SET UP AND TAKE DOWN METER AND MEGGER	1284	72X	SJPM504	70
SET UP AND TAKE DOWN SURFACE GAUGE	901	60X	NJPG501	20
SET UP ARC WELDING MACHINE	303	810	KJPM501	39
SET UP BALANCER GISHOLT MODEL 34V9107 S&UJP AND BEAR 40002	14420	710	SIT5501	39
SET UP CABLE CODING MACHINE	2360	728	SSUM501	104
SET UP CABLE STAMPING DIE	2330	728	MSUCM01	103
SET UP CIRCUIT BOARD AND TEST (DIT-N-CO)	VARIABLE	72X	SITTCXX	68

DEFENSE WORK MEASUREMENT STANDARD TIME DATA
VERB/NOUN INDEX

OPERATION/ELEMENT DESCRIPTION	TMU VALUE	OCCUP- ATION	DWSTDP ELEMENT	PAGE
SET UP DIMPLE MACHINE(CCLO)	3389	800	SSUDS01	11
SET UP DOBEL PIN STOP ON SLIDING PLATE.OO- ALL CONTOUR SAW	388	807		91
SET UP DRILL GUIDE AND ASIDE	VARIABLE	754	SJPGSXX	119
SET UP FIBERGLASS REPAIR HEAT LAMP TO HEAT CURE	485	754	SJPHS01	119
SET UP GANG STAMP (10 MARKERS)	2800	U	WIOSS01	23
SET UP HJT DIMPLE MACHINE	4624	800	SSUNS01	12
SET UP HYDRAULIC ARBCR PRESS FOR USE	VARIABLE	616	MJPPSXX	95
SET UP INSIDE MICROMETER WITH TWO EXTENSIONS	1889	U	SJPHS01	43
SET UP JIG BAR	6161	806	SSUJS01	86
SET UP LARGE PRESS ,MECHANICAL ARBCR PRESS FOR USE	1120	616	MJPPS01	95
SET UP MULTI-METER AND ASIDE(1C PERFORM CONTINUITY OR RESISTANCE CHECK)	1810	72X	SJPHS03	70
SET UP PNEUMATIC SQUEEZE TOOL AND ASIDE.FOR INSTALLATION OF PIN IN AIRLOC STUD	383	80X	SJPTS02	3
SET UP PORTABLE-MAGNETIC BASE DRILL	1199	7XX	SJPOS01	6
SET UP RIVET GUN,CHANGE RIVET SET	173	800	SJPGS02	7
SET UP RIVET GUN, INITIAL	424	800	SJPGS01	7
SET UP SMALL MECHANICAL ARBCR PRESS FOR USE	910	616	MJPPS02	95
SET UP SMALL VICE FOR USE	4570	806	SSUVS01	87
SET UP STAMPING DIE	3660	728	SSUDS01	104
SET UP STEAM UNIT AND SECURE	1818	890	SJPS01	21
SET UP SURFACE GAUGE, TAKE DOWN	119	60X	MJPGS02	20
SET UP SEAGER(AIRCRAFT CONTROL CABLE)	2824	709	SSUSS02	28
SET UP TEMPORARY REEL AND ATTACH REEL/COIL MATERIAL	214	922	MJPRS01	112
SET UP TEST METER AND DISMANTLE	334	72X	SJPHS02	70
SET UP VARI-DRIVE, ATTAC. AND REMOVE ADAPTER	10180	7XX	SSUVS03	12
SET UP VARI-DRIVE,ATTACH SPLINE AND ADAPTER SPLINE TO SHAFT	3828	7XX	SSUVS01	12
SET UP VARI-DRIVE,REMOVE COMPONENT FROM VARI-DRIVE HEAD	14850	7XX	SSUVS04	12
SET UP VARI-DRIVE,REMOVE ADAPTER SPLINE AND SPLINE FROM SHAFT	1476	7XX	SSUVS02	12
SET UP VOLTAGE REGULATOR AND TEST	VARIABLE	620	KITRSXX	109
SET UP WELDING MACHINE-SCIARY OR SIMILAR AND TEST WELD ONE TWO INCH BEAM	3461	81X	SSUNS02	39
SET UP WELDING MACHINE,SCIARY OR SIMILAR AND TEST WELD THREE SPOTS	3998	81X	SSUNS01	38
SET UP WHEATSTONE BRIDGE	810	72X	SITS01	64
SET VISE JAW TO ANGLE, TO 45 DEGREES	712	607	MEMJS01	88
SET WARNING PLACARDS	CON/VAR	922	SJPPSXX	112

DEFENSE WORK MEASUREMENT STANDARD TIME DATA
VERB/NOUN INDEX

OPERATION/ELEMENT DESCRIPTION	TMU VALUE	OCCUP- ATION	DWPSTP ELEMENT	PAGE
SET WIDTH-TABLE SAW GAUGE	124	667	MEUGS01	118
SET-UP CARD MATCH, PLACE BLANK CARD BEHIND DECK	83	213	NKPCB02	36
SET-UP CARD BATCH, REPLACE I.O CARD	30	213	NKPCB01	39
SET-UP CHASSIS, PUNCH, PUNCH ONE HOLE AND ASTUE PUNCH	1966	618	HTLPS01	94
SET-UP MACHINE (IBM 402 CONTROL PANEL) CLOSE GATE	89	213	NONSU10	36
SET-UP MACHINE (IBM 402 CONTROL PANEL) INSTALL BOARD	137	213	NONSU09	36
SET-UP MACHINE (IBM 402 CONTROL PANEL) REMOVE BOARD OPERATION	89	213	NONSU08	36
SET-UP MACHINE (IBM 402 CONTROL PANEL) - OPEN GATE OPERATION	80	213	NONSU07	36
SET-UP MACHINE (IBM 519 CONTROL PANEL) CLOSE GATE OPERATION	92	213	NONSU14	37
SET-UP MACHINE (IBM 519 CONTROL PANEL) INSTALL BOARD	114	213	NONSU13	37
SET-UP MACHINE (IBM 519 CONTROL PANEL) REMOVE BOARD OPERATION	72	213	NONSU12	36
SET-UP MACHINE (IBM 519 CONTROL PANEL) REMOVE GATE OPERATION	82	213	NONSU11	36
SET-UP MACHINE, CLOSE CONTROL PANEL GATE	78	213	NONSU18	37
SET-UP MACHINE, GET CONTROL PANEL FROM LARGE BOARD RACK	134	213	NONSU06	36
SET-UP MACHINE, GET CONTROL PANEL FROM CABINET	238	213	NONSU03	35
SET-UP MACHINE, INSTALL CONTROL PANEL BOARD	98	213	NONSU17	37
SET-UP MACHINE, OBTAIN CONTROL PANEL FROM SMALL BOARD RACK	123	213	NONSU04	35
SET-UP MACHINE, OPEN GATE TO REMOVE CONTROL PANEL BOARD	88	213	NONSU15	37
SET-UP MACHINE, REMOVE CONTROL PANEL BOARD	44	213	NONSU16	37
SET-UP MACHINE, REPLACE CONTROL PANEL IN DESK TYPE CABINET	194	213	NONSU06	36
SET-UP MACHINE, REPLACE CONTROL PANEL IN SMALL OR LARGE BOARD RACK	VARIABLE	213	NONSUXX	35
SET-UP PAPER SHEET(S) OF BOND/FORMS & CARDS	TABLE	203	TTYPSXX	5
SETUP BOXCAR FOR LOADING AMMUNITION	7268	929	SJPBL01	178
SETUP BOXCAR FOR UNLOADING AMMUNITION	48973	929	SJPBS01	178
SEW CLOTH MATERIAL	VARIABLE	787	NPTMSXX	132
SEW HARDWARE AND WEB STRAP ASSEMBLY TO MATERIAL	2245	787	SPTAS01	133
SEW MATERIAL BY HAND	286	788	NMMS01	126
SEW MATERIAL, COUPLING SEAM	VARIABLE	787	NPTSXX	133
SEW REINFORCING TO SEAM	TABLE	787	TPTRSKX	133

DEFENSE WORK MEASUREMENT STANDARD TIME DATA
VERB/NOUN INDEX

OPERATION/ELEMENT DESCRIPTION	TNU VALUE	OCCUPATION	DWSTDP ELEMENT	PAGE
SEE ROPE ENDS	1095	787	SOTRS01	134
SEE SEAM WITH DOUBLE NEEDLE MACHINE	VARIABLE	787	MPTSSXX	132
SEE SOUND PROOFING BLANKET MATERIAL	VARIABLE	739	SPTSSXX	110
SEE STITCH/TACK BY HAND	244	78X	MNPS01	124
SEE WEB STRAP TO MATERIAL	659	787	SPTSS01	134
SHIFT EYE FROM POINT TO POINT	VARIABLE	U	BITETXX	26
SHIFT EYES/EYE TRAVEL	VARIABLE	U	BELETXX	18
SHIFT SPINDLE LOCKING LEVER	36	603	MEMLS01	27
SHIFT, GRASP AND TURN WHEEL 1/3 REVOLUTION	TABLE	U	TACUSXX	6
SHUT DOWN STAND AND REMOVE PUMP, FUEL INJECTION PUMP TEST STAND	VARIABLE	620	SITSSXX	104
SIGHT-CHECK DECK, CARD PUNCHING	VARIABLE	213	MKPSXX	42
SIGHT-CHECK PUNCHED CARD	31	213	BKPCS01	38
SIT AND STAND	VARIABLE	U	GBSSXX	6
SKIP CARD OR ODP, MANUALLY, EACH OCCURRENCE DURING CARD PUNCHING	11	213	MKPC003	40
SLIDE CHASSIS FROM AND INTO CASE, ELECTRONICS ASSEMBLY	VARIABLE	72X	MOHCSXX	71
SLIDE HEAVY OBJECT ON FLOOR	590	U	MOHOS01	66
SLIDE LARGE METAL SHEET FROM TABLE TO FLOOR	343	929	MOHSS01	215
SLIDE TIE (NEW) UNDER RAIL	114	910	BOHTS01	3
SLIP BELT OFF PULLEY, LAWNMOWER GRINDER	143	439	MEMBS01	111
SLOT HOLE WITH FILE	VARIABLE	708	STLMSXX	21
SMOOTH CLOTH AFTER WRAPPING AROUND PIPE	134	862	MOHCS01	65
SMOOTH MORTAR SETTING BED PRIOR TO LEVELING, PER FOUR SQUARE FEET	591	861	MOHBS01	62
SMOOTH SURFACE, REMOVE BURRS AND SPLINTERS	563	667	HTLSS01	116
SNAP TUBE SHIELD ON AND OFF	VARIABLE	72X	SDASSXX	61
SOLDER CONDUIT	31460	728	SHTCS01	103
SOLDER CONDUIT FERRULES AND INSTALL NUTS	7298	728	SDACS01	100
SOLDER LEAD ON PRINTED CIRCUIT BOARD	11890	72X	SWHLS01	64
SOLDER OR UNSOLDER WIRE TO/FROM VARIOUS POINTS	TABLE	72X	SWHWXX	91
SOLDER WIRE TO TERMINAL-PROCESS TIME ONLY	VARIABLE	72X	MPTSTXX	72
SOLDER WIRE TO WIRE-PROCESS TIME ONLY	VARIABLE	72X	MPTSWXX	72
SORT CARDS BY HAND (PER CARD)	VARIABLE	206	MPLCSXX	6
SORT CARDS TO CORRECT SEQUENCE	91	213	MOHCHIS	33
SORT DOCUMENT SHEETS/PAGES BY HAND	VARIABLE	209	MPHOSXX	28
SPACE BETWEEN WORDS OR CHARACTERS--DYMO TAPE LABEL WRITER	21	209	MIDL501	18
SPIN THREADED FASTENER	10	U	STPSS01	60

DEFENSE WORK MEASUREMENT STANDARD TIME DATA
 VERB/NOUN INDEX

OPERATION/ELEMENT DESCRIPTION	TNU VALUE	OCCUP- ATION	DWSTDP ELEMENT	PAGE
SPLICE WIRE (WITH SOLDER)	1031	72X	SMWS03	91
SPLICE SOLDERLESS WIRE	633	72X	SMWS04	91
SPLICE WIRES (NON-SHIELDED WIRE)	VARIABLE	72X	SMWSXX	90
SPLICE WIRES (SHIELDED WIRE)	VARIABLE	72X	SMWSXX	90
SPLIT RIVET COLLAR WITH PNEUMATIC RIVET GUN, PROCESS TIME ONLY	183	807	SPYCS01	25
SPRAY AEROSOL COAT	VARIABLE	U	SPYCSXX	79
SPRAY PAINT	VARIABLE	U	SPYCSXX	25
SPRAY PAINT ON AIRCRAFT SURFACE, PER TEN SQUARE FEET	VARIABLE	845	SPYCSXX	55
SPRAY RINSE PARTS (IN BASKET)	1710	599	SCLPR02	19
SPRAY ZYGLO SOLUTION ON PART	VARIABLE	709	SITSSXX	27
SPREAD GRAVEL WITH SHOVEL, PER SHOVELFUL	261	866	HTLGS01	72
SPREAD HOT BITUMINOUS MIX WITH RAKE, PER SQUARE YARD	776	863	HTLMS01	55
SPRINKLE SOAP POWDER IN LAVATORY PREPARATORY TO SCRUBBING	98	381	HJPPS01	14
STACK PALLETS/UNIT LOADS WITH FORKLIFT TRUCK	TABLE	922	TEHPSXX	96
STAKE PAHT (FIRST OR ADDITIONAL) WITH TOOL AND HAMMER	VARIABLE	8XX	HTLPSXX	10
STAMP BIN LABEL	2669	929	NIOLS01	172
STAMP CABLE AND APPLY LABEL	1200	728	SIDCS01	101
STAMP CHARACTER(S) IN METAL	VARIABLE	7XX	SIDCSXX	8
STAMP DOCUMENT WITH A PLUNGER TYPE NUMBERING INK STAMP TO AN APPROXIMATE LOCATION, ADD- ITIONAL DOCUMENT AND ASIDE	65	209	NIODS10	17
STAMP DOCUMENT WITH A PLUNGER TYPE NUMBERING INK STAMP TO AN APPROXIMATE LOCATION, FIRST DOCUMENT	21	209	NIODS09	16
STAMP DOCUMENT WITH A PLUNGER TYPE NUMBERING INK STAMP TO A CLOSE LOCATION, ADDITIONAL DOCUMENTS AND ASIDE	78	209	NIODS08	16
STAMP DOCUMENT WITH A PLUNGER TYPE NUMBERING INK STAMP TO A CLOSE LOCATION, FIRST DOCUMENT	27	209	NIODS07	16
STAMP DOCUMENT WITH AUTOMATIC TIME STAMP	26	209	NIODS01	15
STAMP DOCUMENT WITH MANUAL TYPE STAMP	31	209	NIODS02	15
STAMP DOCUMENT WITH RUBBER INK STAMP TO AN APPROXIMATE LOCATION, EACH ADDITIONAL UP TO FIVE DOCUMENTS AND ASIDE	55	209	NIODS06	16
STAMP DOCUMENT WITH RUBBER INK STAMP TO AN APPROXIMATE LOCATION, FIRST DOCUMENT	35	209	NIODS05	16
STAMP DOCUMENT WITH RUBBER INK STAMP TO A CLOSE LOCATION, EACH ADDITIONAL UP TO FIVE DOCUMENTS AND ASIDE	62	209	NIODS04	16
STAMP DOCUMENT WITH RUBBER INK STAMP TO A CLOSE LOCATION, FIRST DOCUMENT	47	209	NIODS03	16

DEFENSE WORK MEASUREMENT STANDARD TIME DATA
 VERB/NOUN INDEX

OPERATION/ELEMENT DESCRIPTION	TMU VALUE	OCCUP- ATTION	DWSTDP ELEMENT	PAGE
STAMP IDENTIFICATION PLATE AND INSTALL	VARIABLE	6XX	SIOP5XX	3
STAMP LABELS WITH ROLL STAMP	VARIABLE	920	SIOP5XX	12
STAPLE CARD/DOCUMENT TO CONTAINER	148	920	MPFCS01	13
STAPLE DOCUMENTS	TABLE	209	TPPDSXX	25
STAPLE FRAME(BOX) CORNER WITH A SPOTNAILER	527	920	MPKFS01	21
STAPLE PLACARD TO PLAT SURFACE/REMOVE	VARIABLE	929	MNPPSXX	212
STAPLE STRAPPING WITH HAMMER	125	920	STLSS01	93
START AND STOP HEAD HOYION,BLANCHARD ROTARY GRINDER	61	603	MEMS01	27
START AND STOP MACHINE WITH PUSH BUTTON OR ROTARY SWITCH	104	U	MACMS01	3
START AND STOP MOTOR	658	605	MSUNS01	80
START AND STOP SPINDLE ENGAGE AND DISENGAGE FEED	280	605	MSUSS01	60
START AND STOP TABLE ACTION,SURFACE GRINDER	44	603	MEMS02	27
START AND STOP TRUCK	395	U	MEVTS01	19
START AND STOP WHEEL OSCILLATION,CYLINDRICAL GRINDER	58	603	MEMS01	28
START AND STOP WHEEL,CHUCK AND HEAD FEED, BLANCHARD ROTARY GRINDER	100	603	MSUNS01	42
START AND STOP WOOD PLANER	218	665	MEVPS01	114
START AND STOP WORK SPINDLE WITH KNOB, CYLINDRICAL GRINDER	35	603	MEMS01	29
START ENGINE,TWO-CYCLE,TWO-HORSEPOWER GASOLINE ENGINE OR SIMILAR WITH ROPE STARTER	VARIABLE	407	SACESXX	1
START MOVING OBJECT BY PUSHING (WHEELED OBJECT)	20	U	SMMS01	47
START NAIL IN BOARD	VARIABLE	660	HTLNSXX	61
START OBJECT MOVEMENT BY PUSHING	42	U	MMMS01	47
START OR STOP MACHINE(PUSH TYPE SWITCH)	34	U	MACMS02	3
START OR STOP WORK ROTATION,CYLINDRICAL GRINDER	43	603	MEMS01	28
START TABLE TRAVERSE AND STOP,CYLINDRICAL GRINDER	59	603	MEMTS01	30
START TOOL(DRILL OR SIMILAR WITH TRIGGER SWITCH)	22	U	MACTS01	4
STEAM PARTS CLEAN(PROCESS TIME)	VARIABLE	599	MCLPSXX	17
STENCIL CONEX	3949	920	SIOS01	12
STENCIL PACK	VARIABLE	920	MIOPSXX	11
STENCIL/LABEL/STRAP CONTAINER-CN LINE	6560	920	SPKCS02	39
STENCIL/LABEL/STRAP CONTAINER-CFF LINE/ LOW LINE	19208	920	SPKCS01	39
STENCIL/LABEL/STRAP TRI-WALL CONTAINER, LOAD PALLET	CON/VAR	920	SPKPSX1	45

DEFENSE WORK MEASUREMENT STANDARD TIME DATA
VERB/NOUN INDEX

OPERATION/ELEMENT DESCRIPTION	TMU VALUE	OCCUPATION	DUNSTOP ELEMENT	PAGE
STITCH FIBERBOARD CARTON(MACHINE)	VARIABLE	794	NMTCSXX	135
STOP MOIST MOVEMENT MANUALLY	VARIABLE	921	BNMHSXX	62
STORE DECK MICROFILM CARTRIDGE IN FILE	40	208	MPROS01	18
STRAIGHTEN NETS(CARGO) AND HANG ON RACK	1882	920	MOHNS01	13
STRAIGHTEN TAB LOCK WASHER OR LOCK	VARIABLE	8XX	MNF6SXX	8
STRAIGHTEN TUBE PINS USING PIN STRAIGHTENER	85	72X	MTLPS01	73
STRAP AND MARK PALLET LOAD.SPROUD(SHEATH)	CON/VAR	920	KPKPSX1	50
STRAP BUNDLE	1327	920	MTLSS01	54
STRETCH COVER OR UPHOLSTERY MATERIAL TO FIT OR TACK	63	780	SOHCS01	127
STRETCH WEBBING INTO POSITION	209	780	MOAUS01	125
STRIKE CENTER PUNCH	97	U	MTLPS01	90
STRIKE LINE WITH CHALK LINE	281	860	MTLLS01	60
STRIKE METAL STAMP WITH HAMMER	68	U	BIOSS01	22
STRIKE ONE BLOW WITH LIGHT MANNER	VARIABLE	U	STLMLXX	64
STRIKE ONE BLOW WITH MEDIUM MANNER	VARIABLE	U	STLMXX	64
STRIKE, MORTAR JOINT VERTICAL AND HORIZONTAL ONE BLOCK,WITH TROWEL	195	861	MTLJS01	64
STRING OBJECTS ON WIRE FOR CLEANING	VARIABLE	503	SJPOSXX	18
STRIP CONDUIT AND INSTALL NUTS	12030	728	SUMCS01	107
STRIP INSULATION	VARIABLE	72X	SUNISXX	82
STRIP INSULATION FROM COAXIAL CABLE	VARIABLE	72X	SUMCSXX	81
STRIP PAINT FROM INSTRUMENT CASE	1482	899	BCLPS03	14
STRIP PAINT FROM PART	VARIABLE	899	SCLPSXX	19
STRIP SHIELDED WIRE FROM CABLE,ADD JUMPER	2058	728	SUMCH03	106
SUBTRACTION MANUAL PER DIGIT, AFTER FIGURES HAVE BEEN TRANSCRIBED FOR COMPUTATION	24	209	BOGNS01	19
SUBTRACTION, TEN KEY ADDING MACHINE OR CALCULATOR	TABLE	216	TCANSXX	48
SUPPORT ITEM WITH FIBERBOARD	87	920	MPKIS01	22
SUSPEND PART BETWEEN AND REMOVE PART FROM CENTERS, WEIGHT 30-390 POUNDS, HANDLED WITH A CRANE	1499	604	MEMPS02	46
SUSPEND PART BETWEEN AND REMOVE FROM CENTERS, WEIGHT TO 16 POUNDS	771	604	MEMPS01	46
SWEEP FLOOR, PER 100 SQUARE FEET, USING PUSH BROOM(24 INCHES)	1114	381	MCLPS02	10
SWING ASIDE COOLANT NOZLE AND RETURN	134	603	MSUNS01	39
SWIVEL VISE TO DESIRED WORK POSITION	138	7XX	MJPVS01	6
SWIVEL WORKHEAD, 1/2 INCH TAPER PER FOOT, INTERNAL GRINDER	VARIABLE	603	MSUNSXX	38
TACK TEMPLATE ON TOP OF STOCK FOR SHAPER	249	668	MEWTS01	112
TAKE DOWN AIRCRAFT CONTROL CABLE SWAGER	1192	709	SBURS01	28

DEFENSE WORK MEASUREMENT STANDARD TIME DATA
VERB/NOUN INDEX

OPERATION/ELEMENT DESCRIPTION	TNU VALUE	OCCUP- ATION	DWSTDP ELEMENT	PAGE
STAMP IDENTIFICATION PLATE AND INSTALL	VARIABLE	6XX	SIDPSXX	3
STAMP LABELS WITH ROLL STAMP	VARIABLE	920	SIDLXX	12
STAPLE CARD/DOCUMENT TO CONTAINER	145	920	MNFC501	17
STAPLE DOCUMENTS	TABLE	209	TPFOSXX	25
STAPLE FRAME (BOX) CORNER WITH A SPOTNAILER	527	920	MPKFS01	21
STAPLE PLACARD TO FLAT SURFACE/REMOVE	VARIABLE	929	MNPPSXX	212
STAPLE STRAPPING WITH HAMMER	125	920	DTLSS01	23
START AND STOP HEAD MOTION, BLANCHARD ROTARY GRINDER	61	603	MEMS01	27
START AND STOP MACHINE WITH PUSH BUTTON OR ROTARY SWITCH	104	U	NACMS01	3
START AND STOP MOTOR	658	605	MSUNS01	60
START AND STOP SPINDLE ENGAGE AND DIS-ENGAGE FEED	280	605	MSUSS01	60
START AND STOP TABLE ACTION, SURFACE GRINDER	44	603	MEMMS02	27
START AND STOP TRUCK	365	U	MEVTS01	19
START AND STOP WHEEL OSCILLATION, CYLINDRICAL GRINDER	66	603	MEMOS01	28
START AND STOP WHEEL, CHUCK AND HEAD FEED, BLANCHARD ROTARY GRINDER	100	603	MSUNS01	42
START AND STOP WOOD PLANER	218	665	MEUPS01	114
START AND STOP WORK SPINDLE WITH KNOB, CYLINDRICAL GRINDER	35	603	MEMSS01	29
START ENGINE, TWO-CYCLE, TWO-HORSEPOWER GASOLINE ENGINE OR SIMILAR WITH ROPE STARTER	VARIABLE	407	SACESXX	1
START MOVING OBJECT BY PUSHING (WHEELED OBJECT)	30	U	SPHOS01	47
START NAIL IN BOARD	VARIABLE	660	MTLNSXX	61
START OBJECT MOVEMENT BY PUSHING	42	U	MNHOS01	47
START OR STOP MACHINE (PUSH TYPE SWITCH)	34	U	NACHS02	3
START OR STOP WORK ROTATION, CYLINDRICAL GRINDER	43	603	MEMRS01	28
START TABLE TRAVERSE AND STOP, CYLINDRICAL GRINDER	59	603	MEMTS01	30
START TOOL (DRILL OR SIMILAR WITH TRIGGER SWITCH)	22	U	NACTS01	4
STEAM PARTS CLEAN (PROCESS TIME)	VARIABLE	599	NCLPSXX	17
STENCIL CONEX	3669	920	SIOCS01	12
STENCIL PACK	VARIABLE	920	MIDPSXX	11
STENCIL/LABEL/STRAP CONTAINER-CN LINE	6540	920	SPKCS02	39
STENCIL/LABEL/STRAP CONTAINER-CFF LINE/ LOW LINE	18208	920	SPKCS01	39
STENCIL/LABEL/STRAP TRI-WALL CONTAINER, LOAD PALLET	CON/VAR	920	SPKPSX1	45

DEFENSE WORK MEASUREMENT STANDARD TIME DATA
VERB/NOUN INDEX

OPERATION/ELEMENT DESCRIPTION	TNU VALUE	OCCUP- ATION	DOWNSTOP ELEMENT	PAGE
STITCH FIBERBOARD CARTON(MACHINE)	VARIABLE	794	NMTCSEX	135
STOP HOIST MOVEMENT MANUALLY	VARIABLE	921	BNHMSXX	62
STORE DECK MICROFILM CARTRIDGE IN FILE	40	208	MFRDS01	18
STRAIGHTEN NETS(CARGO) AND HANG ON RACK	1862	920	MOHNS01	13
STRAIGHTEN TAB LOCK WASHER OR LOCK	VARIABLE	6XX	MNFWSEX	8
STRAIGHTEN TUBE PINS USING PIN STRAIGHTENER	88	72X	MTLPS01	73
STRAP AND MARK PALLET LOAD,SHROUD(SHEATH)	CON/VAR	920	KPKPSX1	50
STRAP BUNDLE	1327	920	MTLSS01	84
STRETCH COVER OR UPHOLSTERY MATERIAL TO FIT OR TACK	63	780	SOMCS01	127
STRETCH WEBBING INTO POSITION	209	780	MDAWS01	125
STRIKE CENTER PUNCH	97	U	MTLPS01	90
STRIKE LINE WITH CHALK LINE	281	860	MTLLS01	60
STRIKE METAL STAMP WITH HAMMER	68	U	BIDSS01	22
STRIKE ONE BLOW WITH LIGHT HAMMER	VARIABLE	U	STLMLXX	84
STRIKE ONE BLOW WITH MEDIUM HAMMER	VARIABLE	U	STLMNXX	84
STRIKE, MORTAR JOINT VERTICAL AND HORIZONTAL ONE BLOCK,WITH TROUCEL	198	861	MTLJS01	64
STRING OBJECTS ON WIRE FOR CLEANING	VARIABLE	603	SJPOSXX	18
STRIP CONDUIT AND INSTALL NUTS	12030	728	SUMCS01	107
STRIP INSULATION	VARIABLE	72X	SUMISXX	82
STRIP INSULATION FROM COAXIAL CABLE	VARIABLE	72X	SUMCSXX	81
STRIP PAINT FROM INSTRUMENT CASE	1482	599	SCLPS03	15
STRIP PAINT FROM PART	VARIABLE	599	SCLPSXX	19
STRIP SHIELDED WIRE FROM CABLE,ADD JUMPER	2058	728	SUMCH03	106
SUBTRACTION MANUAL PER DIGIT,AFTER FIGURES HAVE BEEN TRANSCRIBED FOR COMPUTATION	24	209	BOGNS01	19
SUBTRACTION,TEN KEY ADDING MACHINE OR CALCULATOR	TABLE	216	TCANSXX	48
SUPPORT ITEM WITH FIBERBOARD	87	920	NPKIS01	22
SUSPEND PART BETWEEN AND REMOVE PART FROM CENTERS,WEIGHT 90-930 POUNDS,HANDLED WITH A CRANE	1469	604	NEHPS02	46
SUSPEND PART BETWEEN AND REMOVE FROM CENTERS,WEIGHT TO 16 POUNDS	771	604	NEHPS01	46
SWEEP FLOOR,PER 100 SQUARE FEET,USING PUSH BROOM(24 INCHES)	1114	381	MCLPS02	10
SWING ASIDE COOLANT NOZZLE AND RETURN	134	603	NSUNS01	39
SWIVEL VISE TO DESIRED WORK POSITION	138	7XX	NJPVS01	8
SWIVEL WORKHEAD, 1/8 INCH TAPER PER FOOT, INTERNAL GRINDER	VARIABLE	603	NSUMSXX	38
TACK TEMPLATE ON TOP OF STOCK FOR SHAPER	249	648	NEVTT01	118
TAKE DOWN AIRCRAFT CONTROL CABLE SWAGER	1192	709	SBUS01	28

DEFENSE WORK MEASUREMENT STANDARD TIME DATA
VERB/NOUN INDEX

OPERATION/ELEMENT DESCRIPTION	TNU VALUE	OCCUP- ATION	DOWNSTOP ELEMENT	PAGE
TAKE OFF AND INSTALL RETAINING WASHER	107	663	NSUET01	42
TAKE OFF TUBE TYPE OSCILLOSCOPE COVER AND PUT ON TUBE TYPE OSCILLOSCOPE COVER	4670	726	SDACT01	100
TAKE OFF WELDERS JACKET	436	81X	NJPJ061	36
TAKE OUT RUBBER MASKING PLUG	VARIABLE	80X	SJPTXX	4
TAP BRICK INTO POSITION FOR TIE-IN	673	841	NONST02	63
TAP HOLE	VARIABLE	709	STLMTXX	29
TAP HOLE	VARIABLE	U	STLMTXX	103
TAP JAMB FIRE BRICK INTO POSITION ON OUTSIDE CORNER	476	861	NONST01	62
TAPE DOCUMENT TO CONTAINER	VARIABLE	920	MNPOTXX	13
TAPE OVERBRAP	VARIABLE	920	MPKOTXX	28
TAPE SEAMS AND STENCIL PACK(LEVEL A)	VARIABLE	920	MPKPTXX	27
TAPE WIRE BUNDLE AND TIE	1036	82X	SNFNT01	44
TEAR APART PLASTIC CONTAINER	386	920	SPKCT01	39
TEAR COTTON BATTING FROM ROLL	463	780	SONST01	126
TEAR EMERY OR CROCSU CLOTH OFF USED END	76	6XX	NJPT01	4
TEAR OPEN ENVELOPE(TACKED TO CARRIER WALL)	73	922	MNPE001	114
TEAR PAPER BAG TO OPEN	VARIABLE	U	MPKSTXX	72
TEAR SHEEY(S) FROM GLUED PAD	TABLE	209	TMSTXX	31
TEAR TAPE FROM LOOSE ROLL DISPENSER	VARIABLE	U	MNPTXX	65
TEAR TAPE PRINTING CALCULATOR	68	216	NCATT01	47
TEST AIRCRAFT CONTROL CABLE	VARIABLE	709	SITCTXX	23
TEST ALTERNATOR WITH REGULATOR	VARIABLE	620	KITATXX	106
TEST AMERICAN BOSCH PSB-18BT FUEL INJECTION PUMP	17822	620	SITTP02	105
TEST AMERICAN BOSCH PSB-6A FUEL INJECTION PUMP	11822	620	SITTP01	104
TEST AND EXAMINE CABLE	2440	726	SITCT01	101
TEST AUTOMOTIVE STARTER	VARIABLE	620	KITSTXX	109
TEST BATTERIES AND REPLACE	10700	710	SITST01	39
TEST BLEEDER VALVE AMERICAN BOSCH PSB-18BT FUEL INJECTION PUMP	726	620	SITVT04	108
TEST BLEEDER VALVE AMERICAN BOSCH PSB-6A FUEL INJECTION PUMP	4766	620	SITVT03	106
TEST CABLE PIN TO PIN-ONE PLUG	1340	726	SITCT03	102
TEST CABLE(PIN TO PIN-TWO PLUGS)	1180	726	SITCT05	102
TEST COAXIAL CABLE INSULATION(AFTER ASSEMBLY)	1060	726	NITCT01	101
TEST COAXIAL CABLE ON PANEL(FINAL)	1080	726	SITCT04	102
TEST COMPONENT IN VACUUM CHAMBER	1636	710	SITCT06	46
TEST COMPONENT WITH MEGGER	1470	72X	SITCT04	66

CEPENSE WORK MEASUREMENT STANDARD TIME DATA
VERB/NOUN INDEX

OPERATION/ELEMENT DESCRIPTION	TMU VALUE	OCCUP- ATION	OWNSTOP ELEMENT	PAGE
TEST CURRENT FOR INSTRUMENT CALIBRATION	VARIABLE	72X	SITCTXX	65
TEST DELIVERY VALVE, AMERICAN BOSCH PSB-6A FUEL INJECTION PUMP	6483	620	SITVT01	106
TEST DELIVERY VALVE, AMERICAN BOSCH PSB-12BT, FUEL INJECTION PUMP (TWO HEADS)	8134	620	SITVT02	106
TEST DEVICE WITH SIMPSON 2600 CONSOLE	850	72X	SITDT01	65
TEST DEVICE WITH 69/U CONSOLE TEST SET	2420	72X	SITDT02	66
TEST DISTRIBUTOR CONDENSER ON BENCH	1793	620	MITCT01	99
TEST ELECTRIC MOTOR	VARIABLE	72X	SITMTXX	99
TEST ELECTRON TUBE	4740	72X	SITTT03	68
TEST END PLAY WITH SHEPHERD END PLAY TESTER	1202	710	SITPT01	40
TEST FREQUENCY	980	72X	SITPT01	66
TEST FREQUENCY PHASE OR MODULATION WITH OSCILLOSCOPE	2200	72X	SITDT03	66
TEST FUEL INJECTION PUMP FOR FUEL LEAKAGE TWO HYDRAULIC HEADS, AMERICAN BOSCH, PSB- 12BT	43824	620	SITPT02	104
TEST FUEL INJECTION PUMP, AMERICAN BOSCH MODEL PSB-12BT	180522	620	KITPT04	108
TEST FUEL INJECTION PUMP, AMERICAN BOSCH MODEL PSB-6A	180332	620	KITPT03	108
TEST FUEL INJECTION PUMP, SIMMONDS, 6 OR 12 CYLINDER	VARIABLE	620	KITPTXX	108
TEST FUEL INJECTION PUMP FOR FUEL LEAKAGE AMERICAN BOSCH, PSB-6A	9220	620	SITPT01	104
TEST GENERATOR	VARIABLE	620	KITGTXX	107
TEST IGNITION DISTRIBUTOR ON SUN UNIVERSAL DIAGNOSIS TESTER	VARIABLE	620	SITDTXX	102
TEST IGNITION HARNESS WITH HIGH VOLTAGE TEST SET	VARIABLE	620	KITHTXX	107
TEST INSTRUMENT FOR LEAKS	1370	710	MITIT02	35
TEST INSTRUMENT (PURGE AND GAS FILL)	2160	710	MITIT04	35
TEST INSTRUMENT (REPAIR ONE LEAK PER LEAK)	1340	710	MITIT03	35
TEST INSTRUMENT (SEAL FILL TUBE)	1660	710	MITIT05	35
TEST INSTRUMENT (SEAL WITH SOLDERED PLUG)	2760	710	MITIT06	35
TEST INSTRUMENT (SET UP FOR LEAK TEST) BENCH	1370	710	MITIT01	35
TEST INSULATION/MI-POT (WIRE)	VARIABLE	72X	SITITXX	67
TEST NOZZLE, SIMMONDS FUEL INJECTION PUMP, PER NOZZLE	4721	620	SITNT01	103
TEST PANEL LIGHTS COMPONENT	720	72X	SITCT03	63
TEST POWER OUTPUT	1230	72X	SITDT01	67
TEST REGULATION	2850	72X	SITRT01	68
TEST RESISTANCE	VARIABLE	710	SITRTXX	41
TEST ROTOR IN CROWLER	1368	620	SITRT01	101

DEFENSE WORK MEASUREMENT STANDARD TIME DATA
 YEARS/NOON INDEX

OPERATION/ELEMENT DESCRIPTION	TMU VALUE	OCCUPATION	OWNSTOP ELEMENT	PAGE
TEST SPARK PLUG UNDER PRESSURE	223	620	SITPT01	98
TEST SPRING	1540	7XX	SITPT03	0
TEST SPRING	VARIABLE	7XX	SITSTXX	3
TEST SPRING TENSION	91	620	SITTT01	98
TEST STORAGE BATTERY CELL	449	620	SITBT01	98
TEST TRANSISTOR (THREE LEADS)	VARIABLE	72X	SITTTXX	68
TEST TRIAXIAL CABLE AND CHECK	4578	728	SICT02	101
TEST VOLTAGE	VARIABLE	72X	SIVTXX	69
THERMO-PAX MACHINE TIME	128	807	SJPT01	11
THIN RESIN WITH ACETONE FOR GLAZE MIXTURE	199	784	SJPT01	120
THREAD HAND SEWING NEEDLE	374	78X	SJPT01	124
THREAD VENETIAN BLIND CORD THRU OPENING IN SLATS	102	739	NOACT01	112
TIE (ROPE) HALF HITCH KNOT	78	U	BNPKT06	48
TIE (STRING) BOWLINE KNOT, USING SINGLE END OF LINE	83	U	BNPKT05	48
TIE BOW IN STRING ON OBJECT	197	U	BNPT01	48
TIE CABLE WITH PLASTIC STRAP (PER STRAP)	810	728	SNCH02	106
TIE CLOVE HITCH KNOT USING SINGLE END OF LINE	70	U	BNPKT04	48
TIE HALF HITCH KNOT USING SINGLE END OF LINE	101	U	BNPKT02	48
TIE ROPE IN SQUARE KNOT	164	U	BNPKT10	48
TIE SQUARE KNOT USING TWO ENDS OF STRING	215	U	BNPKT01	48
TIE STRING IN KNOT (SLIP, HALF HITCH) USING SINGLE END OF LINE	95	U	BNPKT03	48
TIE UPHOLSTERING CORD ON SPRING	323	780	BNPKT01	125
TIE WIRE BUNDLE TO TOMBSTONE	1294	825	SNWU01	53
TIE (ROPE) BARREL HITCH KNOT, TIMBER HITCH, OR STOPPER	267	U	BNPKT09	49
TIE (ROPE) BOWLINE KNOT	100	U	BNPKT08	49
TIE (ROPE) CLOVE HITCH KNOT	147	U	BNPKT07	48
TIE DOWN U/B CODED CARGO IN AIRCRAFT	4084	929	SNCT01	223
TIE TEN OR LOOSEN DRAW BAR	98	605	STLST01	81
TIGHTEN AND LOOSEN CAM ACTION CLAMP	83	66X	NCPCT01	113
TIGHTEN AND LOOSEN CAM LOCK ON HOLDING DEVICE	210	60X	BSULT01	22
TIGHTEN AND LOOSEN CAM TYPE VISE	127	60X	NEWVT01	15
TIGHTEN AND LOOSEN CLAMP FROM FOLD BOARD	160	66X	NCPCT02	113
TIGHTEN AND LOOSEN MICROMETER LOCKNUT	85	60X	SITMT01	17
TIGHTEN AND LOOSEN WHEELHEAD DRIVE BELT, INTERNAL GRINDER	118	603	NSUBT01	35

DEFENSE WORK MEASUREMENT STANDARD TIME DATA
VERB/NOUN INDEX

OPERATION/ELEMENT DESCRIPTION	TMU VALUE	OCCUP- ATION	DWSTDP ELEMENT	PAGE
TIGHTEN CAMLOC PASTENER	VARIABLE	80X	MNFFTXX	3
TIGHTEN MACHINE TABLE CLAMP	483	704	SSUCL01	18
TIGHTEN OR LOOSEN ARBOR SUPPORT LOCKNUT	188	605	NSULT01	79
TIGHTEN OR LOOSEN BOLT OR NUT WITH WRENCH	VARIABLE	U	STLBLXX	87
TIGHTEN OR LOOSEN BOLT WITH WRENCH	88	60X	MTLBL01	24
TIGHTEN OR LOOSEN C TYPE CLAMP	78	U	MCPCT01	14
TIGHTEN OR LOOSEN FACEPLATE, COLLET OR CHUCK, CAM LOCK TYPE	2108	604	NSUPL01	68
TIGHTEN OR LOOSEN PARALELL JAW	VARIABLE	U	MCPPJXX	14
TIGHTEN OR LOOSEN PRELIMINARY JOINT FLANGE	VARIABLE	862	MTLJTXX	68
TIGHTEN OR LOOSEN THREACSC PASTENER	18	U	STPTM01	80
TIGHTEN OR LOOSEN THREADED PASTENER ONE THREAD WITH END WRENCH, ALLEN WRENCH OR SIMILAR	TABLE	U	TTLFTXX	97
TIGHTEN OR LOOSEN VISE ON STOCK, POWER HACKSAW	103	607	HEMVT02	89
TIGHTEN OR LOOSEN VISE ON STOCK, POWER U HACKSAW	241	607	HEMVT01	88
TIGHTEN OR LOOSEN WHEEL TO ADJUST REAR GUIDE CLAMPS, HEAVY DUTY PIPE MACHINE	418	862	NSUWT01	67
TIGHTEN ROLLER	14	203	MTVRT01	3
TIGHTEN STRAPPING	1137	920	MTLST03	55
TIGHTEN STRAPPING AROUND CONTAINER	931	920	MTLST06	55
TIGHTEN STRAPPING WITH MANUAL TIGHTENER	878	920	MTLST04	55
TIGHTEN STRAPPING WITH POWER TIGHTENER	VARIABLE	920	MTLSTXX	55
TIGHTEN THUMB SCREW ON GIB	81	704	MTPBL01	19
TILT TABLE, DO-ALL CONTOUR SAW	878	607	MSUTT01	91
TIME FOR CONVEYOR TRAVEL	100	921	EMTCT01	73
TIME REACTION, PER OCCURENCE OF AUTOMATIC SKIP OR DUPLICATION	6	213	SKPRT01	39
TIN HOUSING AND CAPILARGE CYRO MOTOR MATING EDGES	2687	710	SOAMT01	31
TIN SOLDERING IRON	VARIABLE	72X	MJPSTXX	70
TORQUE THREADED PASTENER WITH SNAP TYPE TORQUE WRENCH	VARIABLE	U	STLFTXX	103
TOUCH UP SOLDER CONNECTION	580	72X	SMWST01	87
TRANSFER PALLET(463L) TO BREAKDOWN DOCK, STOW EQUIPMENT, DELIVER PAPER WORK TO OFFICE	CON/VAR	922	KRCPTX1	128
TRANSPORT LOADED PALLET FROM CARRIER WITH FORKLIPT	VARIABLE	922	SEMPTXX	103
TRAVEL CARRIAGE TIME FOR MANUAL, ELECTRIC OR BALL TRAVEL ON IBM SELECTRIC TYPEWRITER PER INCH OF TRAVEL	VARIABLE	203	STYCTXX	1
TRAVEL FORKLIPT TRUCK OUT OF BOXCAR OR TRAILER	TABLE	922	TEMPBXX	92

DEFENSE WORK MEASUREMENT STANDARD TIME DATA
VERB/NOUN INDEX

OPERATION/ELEMENT DESCRIPTION	TMU VALUE	OCCUPATION	DUMSTDP ELEMENT
TRAVEL TIME TRUCK-TRACTOR	TABLE	922	YEMPTXX
TRAVEL MACHINE(PER INCH),RAPID LONGITUDINAL AND CROSS	17	605	NMTTMO1
TRAVEL TIME,VEHICLE	VARIABLE	U	BEVVTXX
TRAVEL TIMES VEHICLE(PRIME MOVER)(WHEEL)	VARIABLE	922	MEMVTXX
TRAVERSE MILLING MACHINE ONE INCH	VARIABLE	605	NMTTXX
TRAVEL MACHINE(PER INCH),RAPID VERTICAL MOVEMENT	21	605	NMTTMO2
TRIM FOOT OR SHOE SOLE ON HAND CUTTER	VARIABLE	365	STLSTXX
TRIM FRONEL FROM PERIMETER PLATE AREA	TABLE	500	SJPETXX
TRIM SHOE SOLE ON CUTTER	1161	365	NPTST01
TRIM SHOE SOLE WITH KNIFE AFTER SANDING	572	365	STLST04
TURN (EXTERNAL) GROUP 3 AND 4 MATERIALS ON ENGINE LATHE W	TABLE	604	TEMLZXX
TURN CHUCK (LATHE) 3/4 REVOLUTION	183	604	MEMCT01
TURN CONTAINER(SLIDE)	TABLE	920	TOHCTXX
TURN CRANK WITH CRANKING MOTION AND ALIGN	TABLE	U	TACCTXX
TURN DOCUMENT ASIDE(SOURCE DOCUMENT)	VARIABLE	213	KKPTXX
TURN DOCUMENT(S),WITH BOTH HANDS	VARIABLE	209	SPHOTXX
TURN DOWN ARBOR SUPPORT AND ENGAGE ON SECOND ARM	188	605	MSUST01
TURN DOWN NUT SEAT WITH NUT SETTER	39	910	HTPNT01
TURN DRAW BAR IN TO OR OUT OF ADAPTER	147	605	MSUST01
TURN FLYWHEEL BY HAND ON FILER OF AUTOMATIC SAW SHARPENING MACHINE	295	601	MEMPT01
TURN GEAR PULLER FORCING SCREW ONE REVOLUTION WITH WRENCH	VARIABLE	6XX	NTLPTXX
TURN JOINTER ON AND OFF	47	609	MEUJT01
TURN LATCH TO CLOSE BOX OR CONTAINER	48	U	NNPLT01
TURN LATCH TO OPEN BOX OR CONTAINER	47	U	NNPLT02
TURN LEVER ON AND OFF(AIR VALVE OR SIMILAR)	102	U	NACLT01
TURN NUT WITH WRENCH	98	910	NTLNT01
TURN OFF ACETYLENE AND OXYGEN VALVE	69	81X	NACVT01
TURN OBJECT ABOUT HORIZONTAL OR VERTICAL AXIS TO 180 DEGREES, OBJECT ATTACHED TO STAND OR FIXTURE, EFFECTIVE NET RESISTANCE	TABLE	U	TONOTXX
TURN OFF OXY-ACETYLENE CYLINDER VALVE	321	81X	NJPVT01
TURN OFF WELDING MACHINE	74	81X	NACHT01
TURN ON BRANCH LIGHTING CIRCUIT SWITCH	161	82X	NJPST01
TURN ON GAS LIGHT,AND TURN OFF GAS BURNER FOR HEATING SOLDERING IRON OR SIMILAR	130	8XX	NJPST01
TURN ON MAGNETIC CHUCK AND TURN OFF MAGNETIC CHUCK	125	603	MEMCT01

DEFENSE WORK MEASUREMENT STANDARD TIME DATA
 VERB/NCUN INDEX

OPERATION/ELEMENT DESCRIPTION	TNU VALUE	OCCUP- ATION	DMNSTP ELEMENT	PAGE
TURN OVER CHASSIS WITH CARE	161	72X	MONCT01	71
TURN OVER OBJECT, USE OF AIR HOIST REQUIRED	1196	6XX	MMH0T01	5
TURN PAGE COPY MATERIAL TO BE TYPED	41	203	BTYPT01	1
TURN PALLET ON TURNTABLE (NCN-PCWERC)	217	929	MMHPT01	206
TURN FLATEN KNOR	62	213	MONPT01	35
TURN SCREW IN AND TIGHTEN OR LOOSEN AND TURN OUT WITH SCREWDRIVER	VARIABLE	U	MTLSTXX	91
TURN SINGLE OR TRAIN GEAR TO POSITION, BY HAND	VARIABLE	7XX	SONGTXX	11
TURN SPRAY GUN ON AND OFF	95	699	MLUGT01	115
TURN SWIVEL CHAIR	VARIABLE	205	BOGCTXX	18
TURN TAILSTOCK CENTER IN AND OUT	270	605	MENCT01	71
TURN THREADED FASTENER BY SHIFT GRASP AND MOVE WITH FINGERS	VARIABLE	U	BTFFSXX	75
TURN THREADED FASTENER WITH WRIST, PER REVOLUTION	VARIABLE	U	BTFWHXX	80
TURN THREADED FASTENER WITH FINGER, PER THREAD	VARIABLE	U	BTFFTXX	79
TURN THREADED FASTENER WITH WRIST, SHIFT GRASP AND TURN	VARIABLE	U	BTFSXX	81
TURN THREADED FASTENER WITH FINGER MOVE ONLY	VARIABLE	U	BTFFMXX	75
TURN THREADED FASTENER WITH WRIST	VARIABLE	U	BTFWTXX	81
TURN VERNIER KNOR	28	213	MDMVT01	38
TURN WORKHEAD SPINDLE 1/4 REVOLUTION BY HAND, CYLINDRICAL GRINDER	46	603	MSUST01	40
TURN WRIST TURN ONLY, WITH OR WITHOUT PRESSURE	VARIABLE	U	BELTWXX	18
TURN WRIST, GRASP SHIFT AND TURN, WITH OR WITHOUT PRESSURE	VARIABLE	U	BELTSXX	18
TURN (EXTERNAL) GROUP 1 AND 2 MATERIALS ON ENGINE LATHE	TABLE	604	TEMLVXX	59
TWIST ELECTRICAL CABLE TEST PLUG ENDS	98	728	SITCT06	102
TWIST SAFETY WIRE BETWEEN ANCHORS WITH SAFETY WIRE PLIERS, WIRE TO .0025 INCH DIAMETER	VARIABLE	U	MNFWTXX	57
TWIST STRANDED WIRES TOGETHER IN PAIRS	VARIABLE	72X	MNFWTXX	77
TWIST WIRE ON TERMINAL	157	72X	MMHVT05	77
TYPE LINE	VARIABLE	203	MTYLTXX	3
TYPE MAILING ADDRESS ON ENVELOPE	VARIABLE	203	STYETXX	5
UNBOLT CABLE CLAMP LOCKNUT, BOLT/SCREW AND WASHER	VARIABLE	72X	SCPCUXX	45
UNBUTTON SHIRT PER BUTTON	38	782	MPKSU01	130
UNCOIL ELECTRIC EXTENSION CORD, CONNECT, DISCONNECT AND COIL	1186	U	MJPCU01	35
UNFASTEN OUTBOARD BEARINGS AND SET ON BOTTOM AND TOP CUTTER HEADS ON MOULDER	523	669	MSUBU01	117

DEFENSE WORK MEASUREMENT STANDARD TIME DATA
VERB/NOUN INDEX

OPERATION/ELEMENT DESCRIPTION	THU VALUE	OCCUP- ATION	CMSTCP ELEMENT	PAGE
UNFOLD DOCUMENT THRU A 1/2 X 10 INCH SIZE, TWO FOLDS	48	209	MPHDU01	28
UNHOOK CABLES FROM CARGO AND HOOK TO ELEVATOR	1817	921	MMHCU01	64
UNHOOK CABLES (ELEVATOR) ON RAFF/ELEVATOR AIRCRAFT	283	921	MMHCU02	64
UNHOOK TRAILER FROM TRACTOR	744	922	MENH01	91
UNLATCH BOXCAR DOOR	171	929	MJPCU01	74
UNLOAD TRUCK (FLATBED) WITH WARE- HOUSE TRUCK CRANE	VARIABLE	921	JRCTUX1	75
UNLOAD AIRCRAFT WITH NON-PALLETIZED (FLOOR- LOAD) MIXED CARGO	VARIABLE	922	JSMACX2	185
UNLOAD AIRCRAFT WITH PRE-PALLETIZED MIXED CARGO (A/C FITTED WITH A 463L RAIL SYSTEM)	VARIABLE	922	JSMACX1	154
UNLOAD AIRCRAFT (463L PALLET) WITH 25/40 K LOADER	CON/VAR	922	KRCAUX3	121
UNLOAD AIRCRAFT (463L PALLETS) WITH 10 K LOADER	CON/VAR	922	KRCAUX2	121
UNLOAD BOX RAIL CAR WITH GRAVITY CONVEYOR FORKLIFT AND PALLETS	VARIABLE	929	JRCCUX2	220
UNLOAD CAR (GONDOLA-RAIL) WITH YARD CRANE	VARIABLE	921	JRCCUX4	78
UNLOAD CAR (RAIL, BOX) WITH FORKLIFT TRUCK	VARIABLE	922	JRCCUX1	138
UNLOAD CAR (RAIL, FLAT) WITH FORKLIFT-UNIT LOADS	VARIABLE	922	JRCCUX5	139
UNLOAD CAR (RAIL, REFRIGERATED, 40 FOOT- SOLID)	VARIABLE	922	JRCCUX2	136
UNLOAD CAR (RAIL, FLAT) VEHICLES WITH CRANE- TOW AWAY	VARIABLE	921	JRCCUX1	76
UNLOAD CAR (RAIL, FLAT) WITH YARD CRANE	VARIABLE	921	JRCCUX3	77
UNLOAD CAR (RAIL, FLAT), TOW WHEELED VEHICLE OFF OF CAR	VARIABLE	922	JRCCUX4	138
UNLOAD CAR (SPECIAL, BI-LEVEL, TRI-LEVEL, TTX)	VARIABLE	922	JRCCUX6	140
UNLOAD CARRIER BY CRANE AND MOVE MATERIAL TO STORAGE LOCATION BY FORKLIFT TRUCK	CON/VAR	921	KRCCUX2	74
UNLOAD CARRIER BY CRANE AND MOVE MATERIAL TO STORAGE LOCATION BY FORKLIFT	CON/VAR	921	KRCCUX1	74
UNLOAD COMMON-RAIL CARRIER TO STORAGE- VEHICLE	CON/VAR	922	KRCCUXC	122
UNLOAD DRYER	414	803	SJPDU01	14
UNLOAD FLATBED TRUCK CARRIER TO STORAGE- PALLET	CON/VAR	922	KRCCUX9	128
UNLOAD FLATBED TRUCK CARRIER AND MOVE TO STORAGE-WHEELED VEHICLE	CON/VAR	922	KRCCUXE	123
UNLOAD FLATBED TRUCK WHEELED VEHICLE-TOW OFF	VARIABLE	922	JRCTUX1	141
UNLOAD FORKLIFT TRUCK (3000-6000 POUNDS) FROM CARRIER WITH 15000 POUND FORKLIFT	8104	922	SEMFL01	98
UNLOAD GONDOLA CAR BY HEAVY DUTY FORKLIFT WITH SPECIAL LIFTING DEVICE	VARIABLE	922	JRCCUX3	137

DEFENSE WORK MEASUREMENT STANDARD TIME DATA
VERB/NOUN INDEX

OPERATION/ELEMENT DESCRIPTION	TMU VALUE	OCCUP- ATION	DWNS- STOP ELEMENT	PAGE
UNLOAD GONDOLA CAR(CONEX)	CON/VAR	922	KRCCUX2	123
UNLOAD HARDWARE FROM HANDCAR ALONG RIGHT OF WAY	98	910	SOMMU01	4
UNLOAD HOPPER, HORIZONTAL TYPE CARD	47	213	NKPMU01	42
UNLOAD MIXED FLATBED TRUCK-TWO FORKLIFTS	VARIABLE	922	JRCTUX6	144
UNLOAD NON-PALLETIZED AIRCRAFT, BELLY LOADED CARGO-PFR AIRCRAFT	CON/VAR	922	KRCAUX1	120
UNLOAD PALLET FROM AIRCRAFT USING 10 K FORKLIFT LADDER AND 463L TRAILER	24894	921	SEMPU01	61
UNLOAD TONIC CLEANER(BASKET)	825	503	SJPCU01	14
UNLOAD STONE FROM TRUCK, 20 X 20 X 2.5 INCHES, TO 105 LBS.	VARIABLE	407	MONSUXK	2
UNLOAD TRUCK CARRIER THROUGH CENTRAL RECEIVING TO STORAGE LOCATION-PALLET	CON/VAR	922	KRCCUX5	124
UNLOAD TRUCK(FLATBED) WITH YARC CRANE	VARIABLE	921	JRCTUX2	80
UNLOAD THUCK(FLATBED-SOLID)-TWO FORKLIFTS	VARIABLE	922	JRCTUX5	143
UNLOAD VAN TRUCK CARRIER TO STORAGE WITH FORK LIFT PALLET	CON/VAR	922	KRCCUX8	122
UNLOAD VAN TRUCK CARRIER TO STORAGE WITH FORK LIFT-PALLETS	CON/VAR	922	KRCCUX8	124
UNLOAD VAN/TRAILER TRUCK WITH FORKLIFT TRUCK	VARIABLE	922	JRCTUX4	142
UNLOAD VAN/TRAILER TRUCK WITH GRAVITY CONVEYOR, FORKLIFT AND PALLET	VARIABLE	929	JRCTUX2	222
UNLOAD VEHICLE(PIGGY-BACK)	VARIABLE	921	JRCVUX1	81
UNLOAD WHEELED VEHICLE FROM CARRIER (FLATCAR)WITH CRANE	CON/VAR	921	KRCCUX4	78
UNLOCK AND LOCK CONTROL KNOB	74	U	HACKU01	3
UNLOCK AND LOCK THREAD CHASING STOP, ENGINE LATHE	340	604	MSUSU01	69
UNLOCK FILING CABINET DRAWER, OPEN, CLOSE, AND LOCK	492	U	SOGDU01	62
UNLOCK OFFICE DOOR	143	U	MONDU01	65
UNLOCK PALLET RESTRAINT(463L PALLET)	VARIABLE	929	NACPLXX	170
UNLOCK PORTABLE SCAFFOLD WHEELS	992	84X	NACBL01	66
UNLOCK TOOLBOX, OPEN, CLCSE, AND LOCK	158	U	NJPTU01	41
UNLOCK TURNLOCK FASTENER	VARIABLE	80X	SNPFUXX	5
UNOBSTRUCTED WALK	VARIABLE	U	SBHUXK	7
UNPACK BEARING(IN PLASTIC PACK)	259	920	SPKBU01	36
UNPACK PART(SEALED IN CAN)	378	920	SPKPU01	45
UNPACK/UNWRAP PART	VARIABLE	920	MPKPUXX	27
UNRAVEL BRAIDED CABLE METAL SHIELD	2694	72X	SUMSU01	68
UNROLL ROOFING FELT 15 FEET	382	84X	MONPU01	57
UNROLL TUBING FROM COIL	430	842	MONTU01	67
UNSEAL EVACUATION-LARGE CYFO MOTOR TUBE	969	710	SDATU01	35

DEFENSE WORK MEASUREMENT STANDARD TIME DATA
 VERS/HOUR INDEX

JOB RATE/ELEMENT DESCRIPTION	TMU VALUE	OCCUP- ATION	DUNSTOP ELEMENT	PAGE
UNSEAL GYRO MOTOR HOUSING, TIN FINISHING EDGES	3768	710	SDAMU01	32
UNSEAL GYRO MOTOR NUT	VARIABLE	710	SDAMUXX	32
UNSEAL GYRO MOTOR-MEDIUM HOUSING	6976	710	SDAMU02	32
UNSEAL GYRO-LARGE MOTOR	14270	710	SDAMU01	33
UNSEAL GYRO-MEDIUM MOTOR AND SEPARATE INTO SUB-ASSEMBLIES	14677	710	SDAMU02	33
UNSEAL INSTRUMENT WITH IRON	VARIABLE	710	SDAIUXX	32
UNSEAL INSTRUMENT WITH INDUCTION HEATER	22470	710	SDAIU04	32
UNSOLDER AXIAL LEAD, SOLDER, TAG, UNTAG	3967	72X	SNHLU01	84
UNSOLDER GROUND LEAD OR TAB	95	7XX	SNPLS01	11
UNTIE AIR- U/W CODED CARGO AND CHECK ON AIR- CRAFT	6981	929	SNFCU02	212
UNTIE AIR-GENERAL FLOOR-LOADED CARGO AND CHECK ON AIRCRAFT	17074	929	SNFCU01	212
UNTIE ROW	40	U	SNFBU01	48
UNWIND CABLE FROM AND REWIND ON	1218	U	SJPCR02	42
UNWIND ELECTRIC POWER TOOL CORD AND CONNECT PLUG	216	U	NTPTU01	106
UNWRAP ELECTRICAL FISHTAPE FROM AND WRAP ON	VARIABLE	82X	NJPPUXX	43
UNWRAP ELECTRICAL HARNESS TAPE	VARIABLE	72X	SNMXX	81
UNWRAP OBJECT	178	U	SNPKU01	74
UNWRAP OBJECT (CYLINDRICAL)	VARIABLE	920	SNPKUXX	25
USE AMPMETER/VOLTMETER (COMBINATION AMPMETER AND VOLTMETER)	VARIABLE	620	SITAUXX	98
USE BORE INDICATOR GAUGE	20	U	SITBI01	25
USE CALIPER	VARIABLE	U	SITCUX	25
USE COLE CHISEL, FIRST OR ADDITIONAL BLOWS	VARIABLE	U	STLCUX	83
USE COMBINATION SQUARE TO CHECK PART	71	60X	SNBSU01	17
USE CONVENTIONAL PLIERS TO CUT, CRIMP OR GRIP AN OBJECT	VARIABLE	U	STLPCXX	85
USE CONVENTIONAL SCREWDRIVER	VARIABLE	U	STLSCXX	85
USE DEPTH MICROMETER WITH PARALLEL BARS	VARIABLE	U	SITAIXX	34
USE DIAL INDICATOR TO CHECK HEIGHT ON FLAT SURFACE, ADDITIONAL INCH	10	U	SITIU02	27
USE DIAL INDICATOR TO CHECK MAANDREL RUNOUT PER DIAMETER	95	U	SITMR01	27
USE DIAL INDICATOR TO CHECK HEIGHT ON FLAT SURFACE, FIRST INCH	14	U	SITIU01	27
USE DIAL INDICATOR TO CHECK POSITION OR SPOT	26	U	SITDI01	26
USE DIRECT READING TACHOMETER, CONVERT METER READING TO BELT SPEED	820	620	SITTU04	105
USE DIRECT READING TACHOMETER	VARIABLE	620	SITTUXX	105
USE DIVIDERS TO SCRIBE 90-DEGREE ARC	152	809	NYLDU01	33

DEFENSE WORK MEASUREMENT STANDARD TIME DATA
VERB/NOUN INDEX

OPERATION/ELEMENT DESCRIPTION	TMU VALUE	OCCUPATION	DWMSTD ELEMENT	PAGE
USE ELECTRICAL FISHTAPE, DISENGAGE TWO TAPES	48	82X	MTLFU02	45
USE ELECTRICAL FISHTAPE, FEED INTO CONDUIT	68	82X	MTLFU01	45
USE FEELER GAUGE TO CHECK CLEARANCE,	9	U	BITFE02	26
USE FEELER GAUGE TO CHECK CLEARANCE-PER SPOT, POSITION OR FIRST INCH	28	U	BITFE01	26
USE FEELER GAUGE, CLEARANCE OR END PLAY	205	U	MITGU06	30
USE FEELER WITH LOCKNUT GAUGE	TABLE	U	TITGUXX	32
USE FILE TO REMOVE MATERIAL	TABLE	705	TTLFUXX	21
USE FLUSH PIN GAUGE	8	U	BITFP01	27
USE GRAP PULLER TO PULL GEAR	VARIABLE	6XX	STLPUXX	11
USE GRINDER GAUGE-CHECK OUTSIDE DIAMETER	20	U	BITG001	27
USE HACKSAW ON PILE PER STROKE	37	U	BTLFU01	83
USE HAMMER, STRIKE ONE BLOW	TABLE	U	TTLHUXX	98
USE HAND REAMER PER 1/4 INCH DEPTH OF HOLE	VARIABLE	709	MYLRUXX	29
USE HATCHET, STRIKE FIRST OR ADDITIONAL BLOW	VARIABLE	U	BTLMUXX	84
USE HEIGHT GAUGE	1100	U	MITGU03	30
USE HOLE FINDER, LEAF TYPE	VARIABLE	80X	MTLFUXX	6
USE INDIRECT READING TACHOMETER	VARIABLE	620	SITUTXX	105
USE INSIDE CALIPER, CHECK DIMENSION WITH 24 INCH FIRM JOINT	1429	60X	MITCU02	18
USE INSIDE MICROMETER GAUGE DIMENSION	VARIABLE	60X	BITMUXX	17
USE INSIDE MICROMETER TO MEASURE DIMENSION OVER 12 INCHES	724	60X	BITMU03	17
USE KNIFE TO CUT OR SCRAPE, PER STROKE	VARIABLE	U	BTLKUXX	84
USE MICROMETER	VARIABLE	U	MITMUXX	31
USE MICROMETER TO READ SCALE	VARIABLE	U	BITMUXX	28
USE MICROMETER (CHANGE POSITION OF THIMBLE FOR MAKING CHECK OF SIZE DIFFERENT FROM PRIOR)	140	U	BITMU03	28
USE MICROMETER (REMOVE/REPLACE EXTENSION ON INSIDE MICROMETER)	343	U	MITMU06	31
USE MICROMETER-CHECK OBJECTS OF SAME SIZE	380	U	MITMU05	31
USE MICROMETER-CHECK OBJECTS OF DIFFERENT SIZE	427	U	MITMU04	31
USE MICROMETER, CHECK INSIDE DIAMETER OR BETWEEN TWO SURFACES	265	U	MITMU07	32
USE NUT OR HYDRAULIC MANDREL	VARIABLE	603	MEMMUXX	27
USE PINCH BAR	559	U	MTLBU01	88
USE PINCH BAR TO LOOSEN HEAVY SHORING	412	929	MTLBU01	224
USE PLUG GAUGE, GO/NO GO	126	U	MITGU05	30
USE PLUG GAUGE	TABLE	U	TITUGXX	34
USE PLUMB BOB	538	86X	MTLBU01	58
USE PRY BAR	VARIABLE	U	BTLPXX	83

DEFENSE WORK MEASUREMENT STANDARD TIME DATA
VERB/NOUN INDEX

OPERATION/ELEMENT DESCRIPTION	TMU VALUE	OCCUPATION	OWMSTDP ELEMENT	PAGE
USE HATCHET SCREWDRIVER	VARIABLE	U	BTLSRXX	86
USE HATCHET TO TURN PART	TABLE	U	YTLWRXX	95
USE RING GAUGE	420	U	BTLSRXX	27
USE RULE TO MEASURE	317	6XX	MGRU01	1
USE SCALE	VARIABLE	U	MGRU01	20
USE SCREWDRIVER FOR FINAL TIGHTEN OR INITIAL LOOSEN	31	U	BTLSU01	86
USE SHIP UNDER PART OR CLAMP	113	60X	MSUSU01	23
USE SHOVEL	221	U	MTLSU02	91
USE SHOVEL TO MOVE LOOSE MATERIAL SUCH AS COPPER OR ALUMINUM TUBING (1/4-1/2 INCH)	185	U	MTLSU01	91
USE SIX-FOOT FOLDING RULE	VARIABLE	U	MGRUXX	20
USE SNAP GAUGE TO CHECK DIAMETER OF PART	26	U	BITSN01	29
USE SPIRAL SCREWDRIVER	TABLE	U	TTLSPXX	98
USE SQUARE (PART IN HAND)	139	U	BGMSU01	20
USE SQUARE (PART ON BENCH)	218	U	BGMSU02	20
USE STEEL TAPE TO MEASURE FOR EQUIPMENT LOCATION	284	60X	MHTU01	17
USE STRAP WRENCH (ATTACH TO OBJECT)	VARIABLE	U	BTLUXX	88
USE STRAP WRENCH (MAKE ONE QUARTER TURN)	75	U	BTLU05	88
USE STRAP WRENCH (REMCVE FROM OBJECT)	39	U	BTLU06	88
USE STRAP WRENCH, FINAL TIGHTEN OR INITIAL LOOSEN	32	U	BTLU04	88
USE SURFACE GAUGE TO CHECK A POINT OR TO SCRIBE A LINE	VARIABLE	60X	MITGUX	18
USE TELESCOPE AND OUTSIDE MICROMETER GAUGE	VARIABLE	U	MITGUX	30
USE THREAD PLUG GAUGE	TABLE	60X	TITGUX	20
USE TIMING LIGHT	VARIABLE	620	SITLUX	103
USE TIN SNIPS TO CUT SHEET METAL TO 22 GAUGE	VARIABLE	70X	MTLSUX	17
USE TOOL (ACCITIVE FOR INSTALLATION OR REMOVAL OF SELF LOCKING FASTENERS)	VARIABLE	U	BTLTUX	86
USE TORQUE WRENCH	VARIABLE	U	BTLVXX	88
USE TRAMMFL TO SCRIBE 90-DEGREE ARC, ONE OPERATOR, 36-INCH RADIUS	328	809	MTLU01	33
USE VACUUM GAUGE	VARIABLE	620	SITGUX	102
USE VERNIER CALIPER TO GAUGE PART	1427	60X	MITCU01	18
USE VERNIER CALIPER TO MAKE ADDITIONAL CHECK ON INSIDE OR OUTSIDE DIMENSION	92	U	SITCU07	26
USE VERNIER DEPTH GAUGE	889	U	MITGU04	30
USE WRENCH, BOX END, OPEN END, ALLEN WRENCH OR SIMILAR	TABLE	U	TTLWXX	99
VACU-BLAST HARDWARE	16792	603	SCLHV01	10

DEFENSE WORK MEASUREMENT STANDARD TIME DATA
 VERB/NOUM INDEX

OPERATION/ELEMENT DESCRIPTION	TMU VALUE	OCCUP- ATION	OWNSTOP ELEMENT	PAGE
VERIFAX COPIER MACHINE TIME, EXPOSURE TIME	368	207	BRPMT11	11
VERIFAX COPIER MACHINE TIME, ACTIVATE TIME	472	207	BRPMT12	11
VERIFY AVIONIC CABLE PARTS AND EXAMINE	440	728	SJPPV01	103
VERIFY CAR SEAL NUMBER	216	929	MRODV01	223
VERIFY SEVERAL(3 TO 9) CARDS	78	213	NDMCH12	33
VISIBLE STAFF THREADED FASTENER	VARIABLE	U	BTFBVXX	80
WALK AROUND IBM ACCTG MACHINE	172	213	NDMPH05	34
WARM UP CABLE CODING MACHINE	1514	728	NPTC001	103
WARM-UP MACHINE TIME-XEROX COPIER	727	207	BRPMT13	11
WARM-UP MACHINE TIME, COLD MACHINE	2113	207	BRPMT07	11
WARM-UP MACHINE TIME, WARM MACHINE	1087	207	BRPMT08	11
WASH OBJECT	VARIABLE	U	NCLDWXX	10
WASH PART IN TANK WITH BRUSH	555	899	SCLPW01	20
WASH ZYGLO SOLUTION FROM PART ON PALLET	VARIABLE	709	NCLSWXX	22
WEIGH AND LABEL CONTAINER(PARCEL POST)	799	920	SPKC001	39
WEIGH AND MEASURE CONTAINER(BULK)	1180	920	NGMC002	10
WEIGH CONTAINER(LIGHT PACK)	499	920	NGMC001	10
WEIGH PALLET, RECORD WEIGHT ON DOCUMENTS AND ATTACH WEIGHT RECORD TO PALLET	7432	929	NGMP001	172
WEIGH, MEASURE AND CUBE CONTAINER(BULK)	5165	920	SPKC002	39
WEIGHT FACTOR--STATIC AND DYNAMIC FIRST AND ADDITIONAL WEIGHT FACTOR	TABLE	U	TELWPXX	15
WELD SPOT	68	81X	BPTSW01	38
WELD SPOT OR SEAM	VARIABLE	81X	SNFVWXX	37
WELD SPOT (OR SEAM) ON SCIAKY STATIONARY WELDING MACHINE	VARIABLE	81X	SNFV51X	37
WET BLAST PARTS (IN BASKET)	9380	503	NCLPB06	7
WINCH UP CARGO RAMP(U OR W CODED) INTO AIRCRAFT AND POSITION IN EXACT LOCATION	16503	921	NMHC001	64
WIND AIR HOSE FOR STORAGE, 25 FEET LONG	587	U	NJPHW01	38
WIPE ASHTRAY SIX INCHES DIAMETER	120	381	NCLAW02	6
WIPE ASHTRAY WITH DAMP CLOTH	90	381	NCLAW01	6
WIPE BEM INSIDE WITH CLOTH	170	929	NCLBW01	171
WIPE CHUCK HOLDING SURFACES OF THREE BARS	46	603	NEMCW01	26
WIPE CLOTHES TREE WITH DUST CLOTH	430	381	NCLTW01	13
WIPE CONFERENCE CHAIR EXTERIOR AND VERTICAL SURFACES	340	381	NCLCW03	8
WIPE CONFERENCE CHAIR INTERIOR AND HORIZONTAL SURFACE	386	381	NCLCW04	8
WIPE DIPSTICK WITH CLOTH	48	U	BCLDW01	8
WIPE EXCESS GREASE FROM PART	811	6XX	NCLPW01	2

EXPENSE WORK MEASUREMENT STANDARD TIME DATA
VERB/NOUN INDEX

OPERATION/ELEMENT DESCRIPTION	TMU VALUE	OCCUPATION	DWYSTOP ELEMENT	PAGE
WIPE EXCESS GREASE FROM BARRYL OF GREASE GUN WITH FINGERS	49	699	MLUGW01	119
WIPE FLUORESCENT-DESK LAMP REFLECTOR, ARM AND BASE WITH DUST CLCTH	213	381	MCLLW02	10
WIPE FLUORESCENT-DESK LAMP TUBES AND REFLECTOR WITH DAMP CLCTH	134	381	MCLLW01	10
WIPE GLASS WITH DAMP CLOTH, ONE SIDE, 39X39 INCHES	394	381	MCLGW01	10
WIPE HAND WITH CLOTH OR PAPER TOWEL	160	U	MCLHW02	10
WIPE HANDS WITH CLOTH OR PAPER TOWEL	271	U	MCLHW01	10
WIPE LAVATORY WITH CLOTH	280	381	MCLWL01	13
WIPE OFF EXCESS PAINT AFTER STAMPING AND PAINT APPLIED	285	740	MCLPW01	116
WIPE PART WITH HAND	78	6XX	MCLPW02	2
WIPE ROTARY EXECUTIVE CHAIR INTERIOR AND HORIZONTAL SURFACES	340	381	MCLCW02	8
WIPE ROTARY EXECUTIVE CHAIR EXTERIOR AND VERTICAL SURFACES, AND UNDERSTRUCTURE	828	381	MCLCW01	8
WIPE SHALL PART WITH RAG	80	69X	MCLPW01	12
WIPE SHCKING STAND WITH CUST CLOTH	206	381	MCLSW01	12
WIPE SURFACE WIT. CLOTH	VARIABLE	U	MCLSWXX	11
WIPE SURFACE WITH WET CLCTH	VARIABLE	U	SCLSWXX	14
WIPE TYPEWRITER STAND TOP WITH DUST CLOTH 18X18X26 INCHES	226	381	MCLSW02	12
WIPE TYPEWRITER STAND UNDERSTRUCTURE WITH DUST CLOTH	817	381	MCLSW03	12
WIPE VENETIAN BLIND, 42X60 INCHES, 48 SLATS	4848	381	MCLSW01	7
WIPE TAG OR ENVELOPE TO MATERIAL	438	920	S1DTW01	12
WRAP ELECTRICAL HARNESS WITH TAPE	VARIABLE	72X	SWHWXX	61
WRAP FITTING WITH CHICKEN OR SIMILAR WIRE	310	862	MOHPW01	65
WRAP ITEM AND PLACE IN HEAT SEAL BAG	VARIABLE	920	MPKIWXX	22
WRAP ITEM AND PLACE IN RIGID CONTAINER	470	920	MPKIW05	23
WRAP ITEM IN BARRIER OR WADDING	VARIABLE	920	MPKI8XX	22
WRAP ITEM WITH LOCK-FOLD WRAP	313	920	MPKIW04	23
WRAP OR PLACE PART IN OPEN BAG	VARIABLE	920	MPKPWXX	27
WRAP PART IN PAPER (POLISHED SURFACE)	2688	920	MPKPW03	27
WRAP ROPE ENDS WITH TAPE AND CUT TO LENGTH	908	789	SOHRW01	138
WRAP WIRE SPLICE WITH TAPE	VARIABLE	72X	WVHSWXX	74
WRING CLOTH TO REMOVE EXCESS FLUID	38	U	SOPCW01	14
WRING CRANK TYPE WRINGER MOP	498	381	NJPHW01	14
WRITE PRIORITY NUMBER	113	222	MURNW01	68
WRITE SIZE OF CARTON ON FORM	234	222	SWRW01	68