

ARMY RESEARCH LABORATORY



The Vulnerability/Lethality Taxonomy as a General Analytical Procedure

by J. Terrence Klopac

ARL-TR-1944

May 1999

19990617 052

Approved for public release; distribution is unlimited.

DTIC QUALITY INSPECTED 4

The findings in this report are not to be construed as an official Department of the Army position unless so designated by other authorized documents.

Citation of manufacturer's or trade names does not constitute an official endorsement or approval of the use thereof.

Destroy this report when it is no longer needed. Do not return it to the originator.

Army Research Laboratory

Aberdeen Proving Ground, MD 21005-5068

ARL-TR-1944

May 1999

The Vulnerability/Lethality Taxonomy as a General Analytical Procedure

J. Terrence Klopchic

Survivability/Lethality Analysis Directorate, ARL

Abstract

In this report, the vulnerability/lethality (V/L) taxonomy originally presented by Deitz and reformulated by Klopčic, Starks, and Walbert is shown to contain a general analytical procedure, herein referred to as the KSW process, which is applicable to a broad class of problems that meet the criteria for its use. When used as a general analytical procedure, the KSW process serves as a guide to the rigorous formulation and solution of amenable problems, avoiding errors associated with interactions between partial solutions and the aggregation of results at intermediate steps.

Acknowledgments

The author wishes to acknowledge the contributions of Dr. Paul Deitz who, as a division chief of the U.S. Army Research Laboratory (ARL), fostered the kind of environment that nurtured the questioning of fundamental concepts and the free discussion of new ideas.

Thanks are also due to Drs. James Walbert and Michael Starks and Messrs. Rick Saucier and Harry Reed for their aid in clarifying the enclosed concepts and the presentation thereof.

This page intentionally left blank

Table of Contents

	<u>Page</u>
Acknowledgments	iii
List of Figures	vii
1. Introduction	1
2. The KSW Process as a General Analytical Procedure	6
2.1 General Analytical Procedures	6
2.2 Indications for Applicability of the KSW Process	7
2.3 A Nondestructive Example	8
2.4 A Linked Example	11
2.5 Mathematics of the KSW Process	13
3. Summary	15
Distribution List	17
Report Documentation Page	27

This page intentionally left blank

List of Figures

<u>Figure</u>	<u>Page</u>
1. The Four Spaces of Vulnerability.....	2
2. Taxonomy of the V/L Analysis Process.....	4
3. Application to Municipal Transportation.....	10
4. Linked Application to Missile Jamming - Endgame.....	14

This page intentionally left blank

1. Introduction

In the late 1980s, Deitz^{1,2} began referring to the "Four Spaces of Vulnerability" in which he specifically recognized four constructs.

Space 1: All combinations of specific warhead/target initial conditions

Space 2: Particular damage vectors

Space 3: Objective Measures-of-Performance

Space 4: Various Measures-of-Effectiveness

Relating a specific state in one space with the corresponding state in the subsequent space was said to be done by "operators", designated as $O_{1,2}$, $O_{2,3}$, and $O_{3,4}$. This construct became known as the Vulnerability/Lethality (V/L) Taxonomy.

Figure 1, with its original caption, is taken from BRL-MR-3880.²

Of particular importance was the identification of specifically defined, quantifiable, measurable states at each step in the process, shown by the specific points in the ovals in Figure 1. By this construction, Deitz was able to point out differences between analyses that carry multiple specific sets of outcomes, each following from a specific predecessor, through the whole analysis process versus single-pass analyses in which aggregated (*e.g.*, averaged) values were brought from one step to the next. In particular, he used this construct to underscore the dangers inherent in the use of aggregated values ("averaging too soon").

Subsequent to the seminal work of Deitz, Klopacic, Starks, and Walbert (KSW)³ attempted to add mathematical rigor to the taxonomy, showing that "this taxonomy allows a rational scientific approach to the V/L analysis process." Among other refinements, KSW replaced the term "Space", which has a precise mathematical definition, with the term "Level".

¹P. Deitz and A. Ozolins, *Computer Simulations of the Abrams Live-Fire Field Testing*, BRL-MR-3755, U.S. Army Ballistic Research Laboratory, Aberdeen Proving Ground, MD, May 1989

²P. Deitz, M. Starks, J. Smith, and A. Ozolins, *Current Simulation Methods in Military Systems Vulnerability Assessment*, BRL-MR-3880, U.S. Army Ballistic Research Laboratory, Aberdeen Proving Ground, MD, November 1990

³J. T. Klopacic, M. W. Starks, and J. N. Walbert, *A Taxonomy for the Vulnerability/Lethality Analysis Process*, BRL-MR-3972, U.S. Army Ballistic Research Laboratory, Aberdeen Proving Ground, MD, May 1992

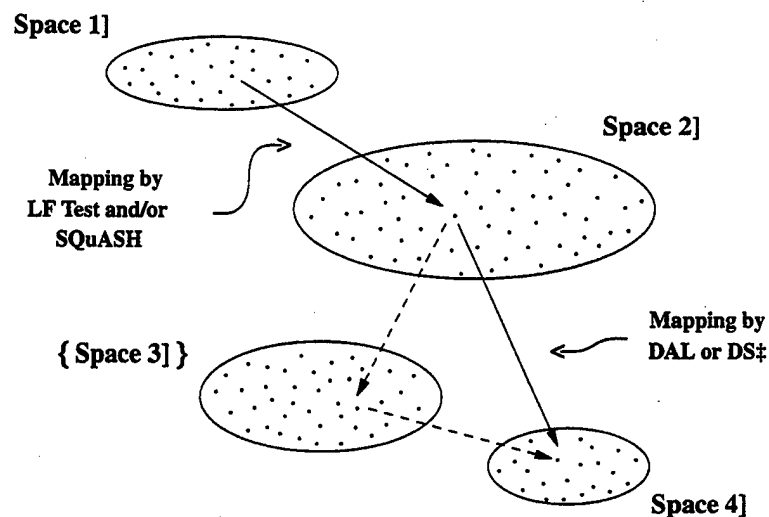


Figure 2. □ Four Spaces of Vulnerability. Space 1] represents all combinations of specific warhead/target initial conditions. A given point represents one complete set of specifications. Individual points in Space 2] represent particular damage vectors, *i.e.* particular combinations of killed critical components, plus all post-shot damage observables such as armor exit holes, fragment effects, etc. The maximum size of the subset of Space 2] describing damage vectors is 2^n , where n is the number of critical components in the target. Space 3] represents objective Measures-of-Performance and is not modeled so the related mapping processes are indicated as dashed lines. ‡ Space 4] characterizes various Measures-of-Effectiveness; the mapping process for ground vehicles has historically been *via* the Damage Assessment List (DAL). In the future all mapping will be *via* the Degraded States (DS) methodology.

□ From Paul H. Deitz, Michael W. Starks, Jill H. Smith and Aivars Ozolins, *Current Simulation Methods in Military Systems Vulnerability Assessment*, Ballistic Research Laboratory Memorandum Report BRL-MR-3880, November 1990.

‡ This figure incorrectly categorizes the Degraded States (DS) mapping as a Space 2] to Space 4] transformation. In subsequent work the DS mapping has been recognized as a transformation from Space 2] to Space 3] (indicated by the upper dashed line). See Paul H. Deitz, *A VIL Taxonomy for Analyzing Ballistic Live-Fire Events*, US Army Research Laboratory Technical Report ARL-TR-1274, December 1996. To arrive finally at Measures-of-Effectiveness (Military Utility, *via* lower dashed line), a Space 3] to Space 4] operator must be invoked. See Paul H. Deitz and Michael W. Starks, *The Generation, Use, and Misuse of "PKs" in Vulnerability/Lethality Analyses*, US Army Research Laboratory Technical Report ARL-TR-1640, March 1998.

Figure 1: The Four Spaces of Vulnerability (with Original Caption)²

As enumerated by the above authors, there are three salient features of the process.

1. **MULTILEVEL:** A vulnerability analysis goes through three essential stages, called "Levels". These are:

Level 1: Quantitative specification of the **initial configuration**.

Level 2: The application of physics to reach a **resulting physical state**.

Level 3: An engineering evaluation of the system in the resulting physical state, expressed as a (resulting) **system capability state**.

2. **MEASURABILITY:** Since we are addressing single events in which each event involves physical processes, the quantities evaluated at each level are inherently, directly measurable. That is, one can - at least in principle - measure the encounter conditions (Level 1), the results of any physical processes (Level 2), and the residual capability of the system (Level 3). Note that such would not be the case if a level were concerned with probabilistic quantities or quantities such as "usefulness" which require subjective evaluation.

3. **INTERFACING:** It is recognized that the need to interface with other users/applications requires two other steps (levels) that do not fit into the strict, measurable paradigm of Levels 1, 2, and 3. The taxonomy was therefore expanded to include a generally non-rigorous level which serves to represent the totality of input sources from which a measurable initial configuration is drawn. This level is referred to as Level 0. In addition, in order to interface with users of the results of an analysis, it might be necessary to aggregate results at Level 3, interpret Level 3 results, and/or combine Level 3 results with other information (such as scenario-dependent factors). The resulting outputs from such activities are said to be held in Level 4.

This process, as depicted by Reed,⁴ is presented in Figure 2.

Subsequent to this work, a number of investigators, including the above authors, refined the concept of the V/L Taxonomy. Generally speaking, these refinements took one of two directions. A small amount of work was done,

⁴Harry L. Reed and J. Terrence Klopchic (editors), *Fundamentals of Vulnerability/Lethality Assessment. Book 1: Overview*, U.S. Army Research Laboratory, Aberdeen Proving Ground, MD, in publication

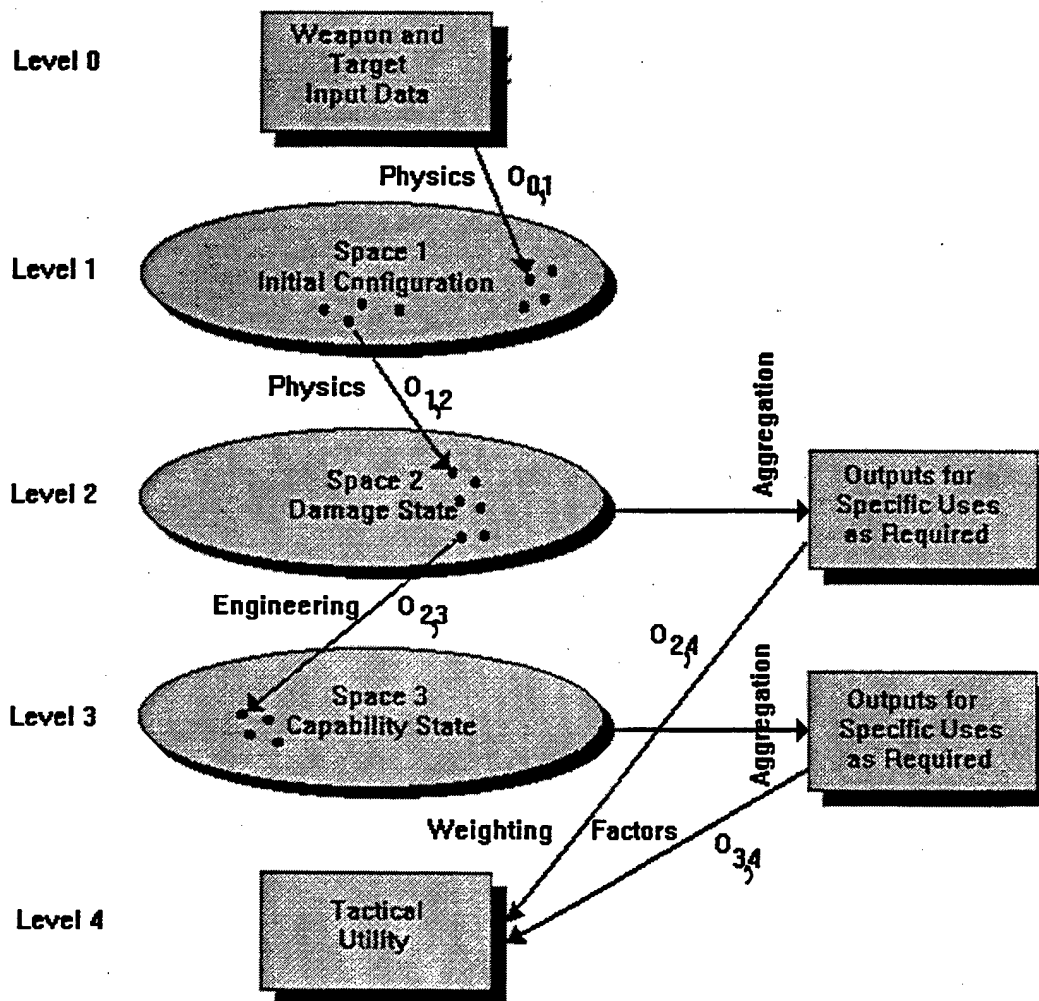


Figure 2: Taxonomy of the V/L Analysis Process

primarily by Walbert, to continue the attempts made by KSW to add rigor to the mathematics underlying the V/L Taxonomy and, by so doing, to enhance the power of the process by identifying the applicable tools from the mathematical disciplines. This work is referenced in Section 2.5.

Another, far more widely published avenue of subsequent development involved a particular way of expanding the taxonomy to other activities within the U.S. Army Research Laboratory, Survivability/Lethality Analysis Directorate (SLAD). These expansions generally began with an application of the existing taxonomy to a vulnerability/lethality analysis. In an attempt to show the broader applicability of the taxonomy, the expander then added levels, either backward (Level -1, Level -2, ...) to show the development of inputs leading to V/L analysis or forward (Level 5, Level 6, ...) to indicate application of results within an expanded taxonomy. In many cases, Levels 0 and 4 were redefined to conform to these expansions.^{5,6,7}

Unfortunately, expansions of the latter type have served to obscure the underlying logic of the process. Rather than a general analytical procedure, the taxonomy thus used becomes a management tool, a means of diagramming data flow within a series of related projects. While certainly a worthwhile goal, it is clear that such use undermines the value of the taxonomy as an analytical tool: instead of being used to guide the specification of steps to be taken in an analysis, the taxonomy is merely used to record steps that were otherwise determined.

It is this essential difference, the use of the V/L Taxonomy as an analytical procedure, as opposed to a management tool, that is the subject of this report. It is the purpose of this report to revisit the concept of the KSW Process as a general analytical procedure and to restate its mathematical and applicational challenges.

In order to differentiate between the V/L Taxonomy as expanded programatically and the analytical procedure that underlies the V/L Taxonomy as formulated by KSW, this report refers to the latter as the "KSW Process".

⁵Richard L. zum Brunnen, *Introducing Chemical/Biological Effects into the Ballistic Vulnerability/Lethality Taxonomy*, ARL-TR-715, U.S. Army Research Laboratory, Aberdeen Proving Ground, MD, March 1995

⁶Brian G. Ruth and Phillip J. Hanes, *A Time-discrete Vulnerability/Lethality (V/L) Process Structure*, ARL-TR-1222, U.S. Army Research Laboratory, Aberdeen Proving Ground, MD, November 1996

⁷William J. Hughes, "A Taxonomy for the Combined Arms Threat", *Chemical/Biological/Smoke Modeling and Simulation Newsletter*, Vol.1, No.3, published by the Chemical Biological Information Analysis Center, Fall 1995.

2. The KSW Process as a General Analytical Procedure

2.1. General Analytical Procedures

In order to reconsider the KSW Process as a general analytical procedure, it is useful to review the concept of such procedures.

In this report, the term "general analytical procedure" refers to an orderly, cogent series of actions or operations conducing to a selected end. Perhaps the best known example of a general analytical procedure is the specification known as "the Scientific Method". Although variously stated, the method consists of the following steps.

Step 1: Define the question as precisely and quantifiably as possible.

Step 2: Formulate an answer as a testable hypothesis.

Step 3: Plan and conduct research (*e.g.*, experiments) to gather data pertinent to testing the hypothesis.

Step 4: Analyze the results and draw conclusions on the validity of the hypothesized solution.

Reflection on the Scientific Method as a general analytical procedure brings the following observations.

- a. It is applicable to a wide variety of problems. However, to be amenable to solution by the Scientific Method, a problem must have certain characteristics: most notably, a problem must have a solution that is testable.
- b. The method is used to guide the problem-solver. It provides a check-list which the problem-solver uses to assure that his final conclusion will be acceptable.
- c. The method remains unchanged, even if applied multiple times to a series of related or linked problems. In such multiple applications, the problem-solver precisely defines the various parts of the overall problem. Each part then becomes "the question" as specified in Step 1, above.

- d. Use of the method by those who solve applicable problems becomes so routine and "second nature" that the method passes into the realm of "common sense" and practitioners cease to be aware that they are using it.

It is in this sense that this report considers the KSW Process to be a general analytical procedure. In the next section, the characteristics that make a problem amenable to solution by the process are discussed. In the following section, examples are presented that demonstrate the broad applicability of the process, including application to a linked example.

2.2. Indications for Applicability of the KSW Process

The characteristics of a problem amenable to solution by the KSW Process can be derived from the salient characteristics of the procedure as enumerated above, *viz*:

1. **MULTILEVEL:** The KSW Process presents a prescription for dealing with problems in which the final result is indirectly related to the initial conditions through one or more intermediate states. In the case of V/L analysis, the problem is usually to determine the loss of functionality of an attacked target. This is parsed into initial conditions leading to a damaged target (intermediate state), from which the loss of specific functionality is determined.
2. **MEASURABILITY:** The initial state, intermediate state, and resulting state must be expressible as measurable quantities. In V/L analyses for a penetrating munition, these quantities are the specifics of the initial state (such as penetrator and target, impact location, and penetrator kinematics), an enumeration of the damaged components with precise definition of "damage", and quantification of the final functionality (top speed, slew rates, ...) for Levels 1, 2, and 3, respectively.
3. **INTERFACING:** In order to apply the KSW Process, it is often necessary to extract and quantify a set (or sets) of specific initial conditions from descriptive data. In the V/L analyses above, the problem may have been stated as a hit by the penetrator at a location on the target determined by a probability distribution centered about the centroid of the presented area. From this distribution, it is necessary to select

specific samples, each of which becomes the specific hit point for a specific analysis. By drawing a sufficient number of samples via a technique that guarantees adequate representation of the distribution, the total (descriptive) problem can be analyzed via specific cases.

Similarly, the results actually required might be more intangible and/or descriptive in nature, necessitating the application of "softer" quantities to the specific, measurable results in Level 3. In V/L analyses, the traditional measures for ground vehicle vulnerability, $P_{Mobility}$ and $P_{Firepower}$, are actually utility indicators that contain not only the effect of an attack upon the capabilities of the target, but also a set of weighting factors that account for the seriousness of the loss and the probability of encountering a need for the missing capability.

Thus, to be appropriate for application of the KSW Process, a problem must be multilevel and quantifiable, with the possibility of non-specific initial conditions and the inclusion of soft factors in the final result.

2.3. A Nondestructive Example

All previously published applications of the KSW Process have dealt with *destructive* processes in which some kind of threat (penetrator, electromagnetic radiation, toxic chemical) impinges upon a target and causes damage which reduces the target's capabilities. In order to demonstrate the breadth of applicability of the general analytical procedure, a *constructive* example (contrived for simplicity) is presented.

Consider a municipality with responsibility for its infrastructure, in particular, local transportation support (roads, bridges, underwriting of public transportation, *etc.*). In a particular budget year, a certain amount of money will be allocated for transportation causing the decision makers to initiate a study to determine the optimum allocation of the money.

To determine the applicability of the KSW Process, we consider the criteria enumerated in the previous section.

1. **MULTILEVEL:** Funding results in specific acquisitions: roads, bridges, new buses, The desired functionality is the transportation of people, directly influenced by the acquisitions and thus indirectly influenced by the funding. That is, the problem can be parsed into the following levels.

Level 1: Specific potential spending plans

Level 2: Acquisitions that result from each spending plan

Level 3: Transportation of people in a system that includes the new acquisitions.

2. MEASURABILITY: Each of the above levels includes states that are quantifiable.

Level 1: In terms of money

Level 2: In terms of new assets

Level 3: In terms of people-miles, commuter-minutes, ...

3. INTERFACING: The initial state – a (usually proposed) budget, a *status quo* for the existing transportation system, a history of past purchases, etc. – is generally nebulous. However, enough information must be gleaned from this “Level 0” starting point to formulate specific, quantitative spending plans.

Similarly, the final result that is actually desired is probably not people-miles; being in a governmental organization, the decision makers are apt to be politicians whose desired final product is approval of the voters. Hence, in the final analysis, a relationship must be shown between the Level 3 results and popular satisfaction.

Thus, it appears that the problem as outlined above meets the criteria for application of the KSW Process. Figure 3 presents the problem in KSW terms.

Notional application of the KSW logic leads to the following prescription for analysis of the Transportation Fund Allocation problem.

1. Each spending plan must be quantitatively formulated with specific goals and allocated costs. Furthermore, each plan must be complete, *i.e.*, must account for the entire allocation.
2. Quantitative models must be applied to show the actual acquisitions to be realized for the funds specified in each spending plan. In this case, the models might be acquisition models which include risk probabilistically. If so, then the KSW Process provides that multiple sampling (Monte Carlo methods) must be applied to generate specific outcomes (*i.e.*, specific successful acquisitions) at Level 2.

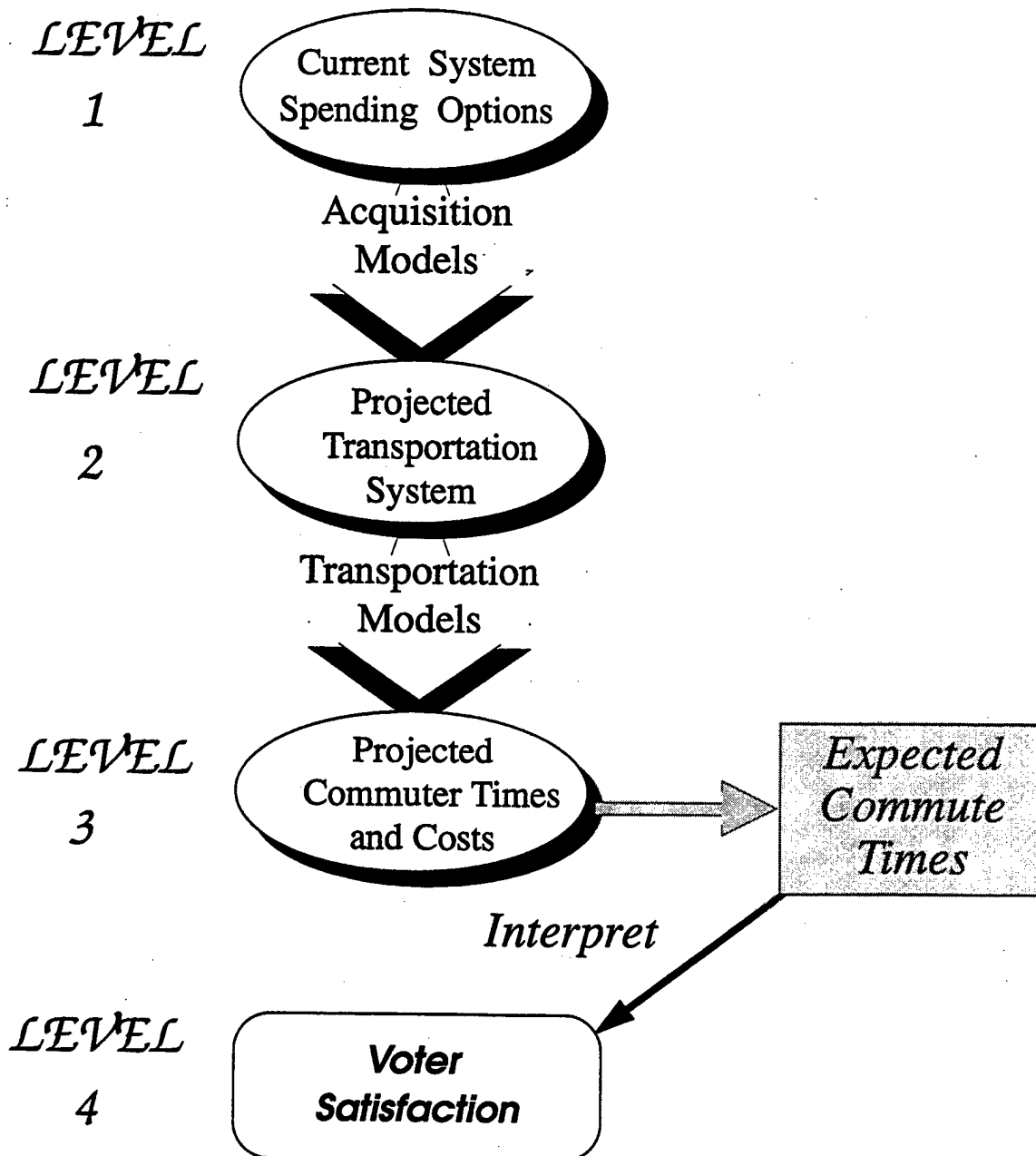


Figure 3: Application to Municipal Transportation

3. For each specific set of successful acquisitions generated at Level 2, transportation models must be applied to the entire system – existing assets plus new acquisitions – to generate people-moving (Level 3) results.
4. Detailed people-moving results can then be combined with other factors (politically favored communities, biases in the media, ...) to determine effective voter satisfaction.

Just as important as the above prescription for analytical steps to be performed are the proscriptions for steps *not* to take.

1. The KSW Process does not allow independent analysis of parts of a Level 1 set, thus assuring that interactions between all parts of every plan will be included in the subsequent analysis. In this case, this requirement forces the analysis to account for all required assets at the time each is required, for interference between parts of the plan, for bottlenecks resulting from multiple burdens upon any one part of the system, and for other such potentially deleterious interactions.
2. The inadmissibility of averaging too soon applies. The KSW Process does not allow the transportation analyst to run his/her probabilistic acquisition model several times, find an average set of acquisition times and costs, and then proceed to analyze that average set in his/her transportation model. To do so would miss foreseeing an unlikely but possible acquisition outcome that would result in unacceptably serious failures in the people-moving system.
3. Success must be defined at Level 4, which in this example was specified as a measure of voter satisfaction. Thus, although intermediate outputs may be of interest, success must be measured in terms of popular approval, not in terms of bridges built, buses bought, or people moved.

2.4. A Linked Example

Many applications of the V/L Taxonomy to linked problems have been presented in various fora. A representative example is the homing missile problem. In this problem, a jammer plays the role of the threat in the first part of the problem. As a result of the jammer, the miss distance distribution of the incoming missile is broadened. However, the missile warhead still functions, emitting blast and fragmentation that impinges upon the jammer-protected target.

As discussed above, in many cases, problems such as these were used to expand the V/L Taxonomy. In such expansions, the flight profile of the incoming missile became Level -2 and the status of the components of the missile post-jamming became Level -1. Level 0 was redefined to be the resulting broadened miss distance distribution, which fed into a conventional Level 1, 2, and 3 vulnerability analysis. Or, the expander might have labeled the incoming missile as Level -3, component upset as Level -2, miss distance as Level -1, and a fragment distribution as the redefined Level 0.

This example of expanding the V/L Taxonomy elucidates the statements made above: it is clear that the expander is not using the logic of the V/L Taxonomy as a guide. Rather, the expander has *a priori* decided how to conduct the analysis and is now redefining the V/L Taxonomy in order to report his/her decision.

In terms of the KSW Process, the homing missile problem is formulated as follows. As above, it is recognized that the problem is actually a set of linked problems, one feeding the other. It is also recognized that both problems – the effect of a jammer on an incoming missile and the effect of blast and fragmentation upon a defended asset – are amenable to solution via the KSW Process. We therefore proceed to analyze the missile-jammer problem with the general scenario serving as Level 0; the specifics of the jammer, missile, and flight profile(s) constituting the specific, quantifiable states at Level 1; the application of electromagnetic (EM) radiation and component response codes to generate specific, quantified missile states at Level 2; and the application of flight dynamics codes to generate specific deviated flight profiles and miss distances at Level 3.

At this point, we look to the subsequent vulnerability analysis as the “user” of the results of the jamming analysis. If the vulnerability analysis will support the high level of detail in Level 3 of the jamming analysis, we simply pass the results through. Notionally, Level 3 results pass unchanged into Level 4 (output), which pass into Level 0 and Level 1 of the ballistic vulnerability analysis. In this case, the vulnerability analysis must implement a point burst methodology that accepts specific external points for bursting munitions.

However, should the vulnerability analysis not support as much detail as contained in Level 3 of the jammer analysis, the KSW Process provides for aggregating Level 3 results, perhaps into probable miss distributions at Level 4. These distributions can then be used, along with other information at Level 0 of the subsequent vulnerability analysis, to generate specific, quantifiable initial states for Level 1.

The linked missile jamming-endgame analysis is shown in Figure 4.

The major difference in the two approaches is the role of the expanded V/L Taxonomy versus the KSW Process in guiding the analysis process. In the former, the expanding number of negative levels is done *a priori* and the levels applied to the V/L Taxonomy. In the latter, it is the KSW Process that is applied to the levels, guiding the formulation of specific, quantifiable states, prescribing the end-to-end analysis, and proscribing against the errors as described earlier in this report.

Finally, we point out that a rigorous definition of the process is essential if its power is to be enhanced by the application of mathematical tools, as discussed in the following section.

2.5. Mathematics of the KSW Process

As stated above, Walbert⁸ has made some efforts to rigorously establish the mathematical behavior of the KSW Process. Most of this work has been directed at the mathematical nature of the spaces formed by the state vectors at Levels 1, 2, and 3. (Note the exclusion of Levels 0 and 4. As discussed above, the need for flexibility in initial presentation and final outputs outweighs the benefits of rigor at the extreme levels.)

For the purposes of this report, it is sufficient to summarize the results of Walbert. Briefly, Walbert has demonstrated that it is possible to define constructs within each of the vulnerability levels (v-spaces) such that the resulting ensemble meets the mathematical criteria for a space.

Of more importance, Walbert has demonstrated the possibility of defining *metrics* (intuitively thought of as "distances") within a v-space. This is the grail of mathematical research for the KSW Process, since the establishment of a suitable metric would allow rigorous, quantitative expression of "closeness": Were suitable metrics available, an analyst would be able to measure how "close" his/her result was to an experimental result or how the vulnerability of one target differs from another. (Currently, in order to compare the results of an analysis, the analyst is forced to aggregate those results to a single Level 4 number, thus suffering the near total loss of information.)

Unfortunately, as Walbert points out, although promising, his work falls short of finding "other, more powerful (in the sense of VL analysis) metrics which

⁸James N. Walbert, *The Mathematical Structure of the Vulnerability Spaces*, ARL-TR-634, U.S. Army Research Laboratory, Aberdeen Proving Ground, MD, November 1994

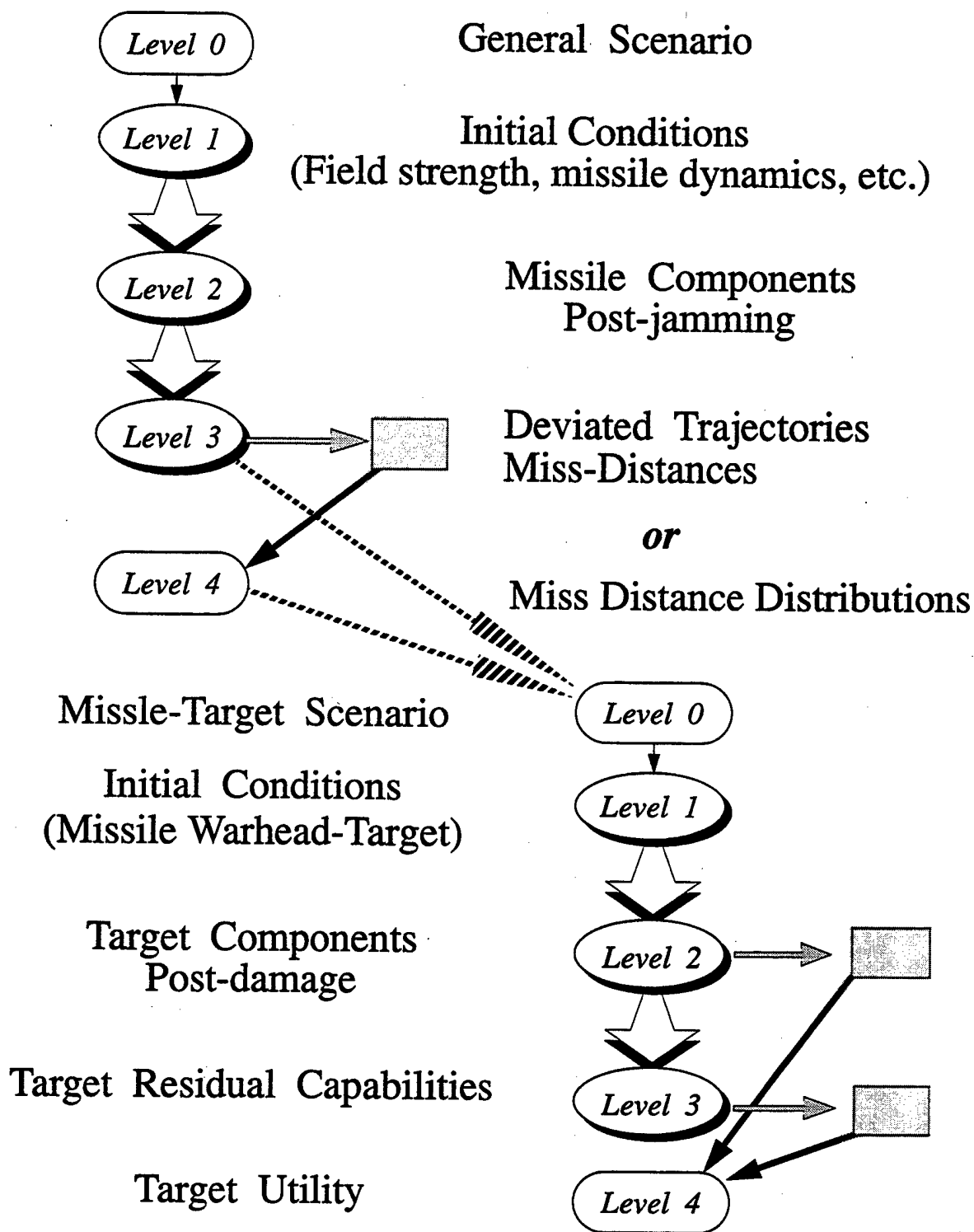


Figure 4: Linked Application to Missile Jamming - Endgame

could be defined on the spaces, providing insights into the solutions of other significant problems. Clearly, much remains to be done."

3. Summary

Many other taxonomic issues have been researched and reported elsewhere. Among these are the effects of granularity and the allowed applications of (usually aggregated) outputs from intermediate levels. The reader is directed to the material assembled by Reed.⁴

In this report, the V/L Taxonomy originally presented by Deitz and reformulated by Klopčic, Starks, and Walbert is shown to contain a general analytical procedure, herein referred to as the KSW Process, which is applicable to a broad class of problems that meet the criteria for its use. When used as a general analytical procedure, the KSW Process serves as a guide to the rigorous formulation and solution of amenable problems, avoiding errors associated with interactions between partial solutions and the aggregation of results at intermediate steps.

It is recognized that the logic contained in the KSW Process is neither novel nor unique to the vulnerability/lethality community. One notes, for example, that the proscription against the use of aggregated values at subsequent levels is a specific application of well-known mathematical theorems on the non-commutability of non-linear functions.

However, the KSW Process does serve the function of prescribing an approach to a broad set of actual problems in a form that is easily adapted by practitioners in various fields, particularly in the field of vulnerability/lethality analysis. The process avoids errors that can invalidate, sometimes very subtly, the results of analyses, particularly those errors that stem from "averaging too soon". It is for these reasons that the structure of the KSW Process should be preserved and its general applicability recognized.

⁴Harry L. Reed and J. Terrence Klopčic (editors), *Fundamentals of Vulnerability/Lethality Assessment. Book 1: Overview*, U.S. Army Research Laboratory, Aberdeen Proving Ground, MD, in publication

INTENTIONALLY LEFT BLANK.

NO. OF
COPIES ORGANIZATION

2 DEFENSE TECHNICAL
INFORMATION CENTER
DTIC DDA
8725 JOHN J KINGMAN RD
STE 0944
FT BELVOIR VA 22060-6218

1 HQDA
DAMO FDQ
D SCHMIDT
400 ARMY PENTAGON
WASHINGTON DC 20310-0460

1 OSD
OUSD(A&T)/ODDDR&E(R)
R J TREW
THE PENTAGON
WASHINGTON DC 20301-7100

1 DPTY CG FOR RDE HQ
US ARMY MATERIEL CMD
AMCRD
MG CALDWELL
5001 EISENHOWER AVE
ALEXANDRIA VA 22333-0001

1 INST FOR ADVNCD TCHNLGY
THE UNIV OF TEXAS AT AUSTIN
PO BOX 202797
AUSTIN TX 78720-2797

1 DARPA
B KASPAR
3701 N FAIRFAX DR
ARLINGTON VA 22203-1714

1 NAVAL SURFACE WARFARE CTR
CODE B07 J PENNELLA
17320 DAHLGREN RD
BLDG 1470 RM 1101
DAHLGREN VA 22448-5100

1 US MILITARY ACADEMY
MATH SCI CTR OF EXCELLENCE
DEPT OF MATHEMATICAL SCI
MAJ M D PHILLIPS
THAYER HALL
WEST POINT NY 10996-1786

NO. OF
COPIES ORGANIZATION

1 DIRECTOR
US ARMY RESEARCH LAB
AMSRL D
R W WHALIN
2800 POWDER MILL RD
ADELPHI MD 20783-1145

1 DIRECTOR
US ARMY RESEARCH LAB
AMSRL DD
J J ROCCHIO
2800 POWDER MILL RD
ADELPHI MD 20783-1145

1 DIRECTOR
US ARMY RESEARCH LAB
AMSRL CS AS (RECORDS MGMT)
2800 POWDER MILL RD
ADELPHI MD 20783-1145

3 DIRECTOR
US ARMY RESEARCH LAB
AMSRL CI LL
2800 POWDER MILL RD
ADELPHI MD 20783-1145

ABERDEEN PROVING GROUND

4 DIR USARL
AMSRL CI LP (305)

<u>NO. OF</u> <u>COPIES</u>	<u>ORGANIZATION</u>
1	OUSD AT STRT TAC SYS DR SCHNEITER RM 3E130 3090 DEFENSE PENTAGON WASHINGTON DC 20310-3090
1	OASD C31 DR SOOS RM 3E194 6000 DEFENSE PENTAGON WASHINGTON DC 20301-6000
1	UNDER SEC OF THE ARMY DUSA OR ROOM 2E660 102 ARMY PENTAGON WASHINGTON DC 20310-0102
1	ASST SECY ARMY RESEARCH DEVELOPMENT ACQUISITION SARD ZD ROOM 2E673 103 ARMY PENTAGON WASHINGTON DC 20310-0103
1	ASST SECY ARMY RESEARCH DEVELOPMENT ACQUISITION SARD ZP ROOM 2E661 103 ARMY PENTAGON WASHINGTON DC 20310-0103
1	ASST SECY ARMY RESEARCH DEVELOPMENT ACQUISITION SARD ZS ROOM 3E448 103 ARMY PENTAGON WASHINGTON DC 20310-0103
1	OADCSOPS FORCE DEV DIR DAMO FDZ ROOM 3A522 460 ARMY PENTAGON WASHINGTON DC 20310-0460
1	OADCSOPS FORCE DEV DIR DAMO FDW RM 3C630 460 ARMY PENTAGON WASHINGTON DC 20310-0460

<u>NO. OF</u> <u>COPIES</u>	<u>ORGANIZATION</u>
1	HQ USAMC DEP CHF OF STAFF FOR RDA AMCRD 5001 EISENHOWER AVE ALEXANDRIA VA 22333-0001
1	ARMY TRNG & DOCTRINE COM ATCD B FT MONROE VA 23561-5000
1	ARMY TRADOC ANL CTR ATRC W MR KEINTZ WSMR NM 88002-5502
1	ARMY RESEARCH LABORATORY AMSRL SL PLANS AND PGMS MGR WSMR NM 88002-5513
1	ARMY RESEARCH LABORATORY AMSRL SL E MR SHELBURNE WSMR NM 88002-5513
	<u>ABERDEEN PROVING GROUND</u>
1	ARMY TEST EVAL COM AMSTE TA APG MD 21005-5055
1	US ARMY EVAL ANALYSIS CTR CSTE EAC MR HUGHES 4120 SUSQUEHANNA AVE APG MD 21005-3013
1	US ARMY EVAL ANALYSIS CTR CSTE EAC SV DR HASKELL 4120 SUSQUEHANNA AVE APG MD 21005-3013
1	ARMY RESEARCH LABORATORY AMSRL SL DR WADE APG MD 21005-5068

NO. OF
COPIES ORGANIZATION

- 2 ARMY RESEARCH LABORATORY
AMSRL SL B
MS SMITH
W WINNER
APG MD 21005-5068
- 1 ARMY RESEARCH LABORATORY
AMSRL SL E
DR STARKS
APG EA MD 21010-5423

NO. OF
COPIES ORGANIZATION

1 DEFENSE MAPPING AGENCY HQ
8613 LEE HIGHWAY
T HENNING
FAIRFAX VA 22031-2137

1 BALLISTIC MISSILE DEFENSE ORG
DEPUTY TCHNLGY
RM 1E148
THE PENTAGON
WASHINGTON DC 20310-7100

1 BALLISTIC MISSILE DEFENSE ORG
DTC
RM 1E168
THE PENTAGON
WASHINGTON DC 20310-7100

1 BALLISTIC MISSILE DEFENSE ORG
DTE
THE PENTAGON
WASHINGTON DC 20310-7100

1 DEP CH OF STAFF INTLLGNC
DAMI ST
1001 ARMY PENTAGON
WASHINGTON DC 20310-1001

1 DIR OPERATIONAL TEST & EVAL
P E COYLE
RM 3E318
1700 DEFENSE PENTAGON
WASHINGTON DC 20310-1700

2 DIR OPERATIONAL TEST & EVAL
J F O'BRYON
T R JULIAN
RM 1C730A
1700 DEFENSE PENTAGON
WASHINGTON DC 20301-1700

1 DIR OPERATIONAL TEST & EVAL
H MAIR
1700 DEFENSE PENTAGON
WASHINGTON DC 20301-1700

1 DIR WEAPONS TECH
ODDRNE AT
3080 DEFENSE PENTAGON
WASHINGTON DC 20301-3080

NO. OF
COPIES ORGANIZATION

1 UNDERSECY OF THE ARMY
SAUS OR D WILLARD
102 ARMY PENTAGON
WASHINGTON DC 20310-0102

1 ASST SECY ARMY RESEARCH
DEVELOPMENT ACQUISITION
SARD ZD H FALLIN
RM 2E673
103 ARMY PENTAGON
WASHINGTON DC 20310-0103

1 ASST SECY ARMY RESEARCH
DEVELOPMENT ACQUISITION
SARD TR T KILLION
RM 3E480
103 ARMY PENTAGON
WASHINGTON DC 20310-0103

1 ASST SECY ARMY RESEARCH
DEVELOPMENT ACQUISITION
SARD DOV
RM 2E673
103 ARMY PENTAGON
WASHINGTON DC 20310-0103

1 PM CRUSADER
PEO FIELD ARTILLERY SYS
SFAE FAS CR
PICATINNY ARSENAL NJ
07806-5000

1 PM BFVS
PEO ASM
SFAE ASM BV
WARREN MI 48397-5000

1 PROD MANAGER BFVS C2V
PEO ASM
SFAE ASM BV
WARREN MI 48397-5000

1 PROD MANAGER ABRAMS
PEO ASM
SFAE ASM AB
WARREN MI 48397-5000

NO. OF
COPIES ORGANIZATION

1 PROD MANAGER M1 BREACHER
PEO ASM
SFAE ASM CV
WARREN MI 48397-5000

2 COMMANDER
US ARMY MATERIEL CMD
AMCRD IT
P EHLE
M DAILEY
5001 EISENHOWER AVE
ALEXANDRIA VA 22333-0001

1 COMMANDER
US ARMY MATERIEL CMD
PRINCIPAL DEP FOR ACQSTN
AMCDCG A
5001 EISENHOWER AVE
ALEXANDRIA VA 22333-0001

1 COMMANDER
US ARMY MATERIEL CMD
PRINCIPAL DEP FOR TECH
AMCDCG T
5001 EISENHOWER AVE
ALEXANDRIA VA 22333-0001

1 COMMANDER
USA SIM TRNG INSTRU CMD
AMCP DIS
12350 RESEARCH PARKWAY
ORLANDO FL 32826-3276

1 TECHNICAL DIRECTOR
US ARMY ARDEC
AMSTA AR TD
PICATINNY ARSENAL NJ
07806-5000

1 ARMY RESEARCH LAB
AMSRL SL CA
R SUTHERLAND
WSMR NM 88002-5513

NO. OF
COPIES ORGANIZATION

4 ARMY RESEARCH LAB
AMSRL SL E
K MORRISON
E ZARRET
J CUELLAR
O PAYAN
WSMR NM 88002-5513

3 ARMY RESEARCH LAB
AMSRL SL EP
J PALOMO
D HUNT
L ANDERSON
WSMR NM 88002-5513

2 ARMY RESEARCH LAB
AMSRL SL EG
D HEMMINGWAY
R PRICE
WSMR NM 88002-5513

1 ARMY RESEARCH LAB
AMSRL SL EI J NOWAK
FT MONMOUTH NJ 07703-5601

1 ARMY RESEARCH LAB
AMSRL SL EU A ESTORGA
WSMR NM 88002-5513

1 ARMY RESEARCH LAB
AMSRL CB PI T WHITE
2800 POWDER MILL RD
ADELPHI MD 20783-1197

1 ARMY RESEARCH LAB
AMSRL PBP J SCZEPANSKI
2800 POWDER MILL RD
ADELPHI MD 20783-1197

1 COMMANDER
USA TRADOC
ATCD M
FT MONROE VA 23651-5000

1 COMMANDER
USA TRADOC
ATCD H
FT MONROE VA 23651-5000

NO. OF
COPIES ORGANIZATION

1 NSWC
DAHLGREN DIVISION
G24 T WASMUND
17320 DAHLGREN RD
DAHLGREN VA 22448-5100

1 NAVAL POSTGRADUATE SCHOOL
CODE AA BP R E BALL
MONTEREY CA 93943-5000

1 NAWC
526E00D D SCHRINER
1 ADMINISTRATION CIRCLE
CHINA LAKE CA 93555-6100

1 DEP DIR
HQ US AIR FORCE T&E
J MANCLARK
1650 AIR FORCE PENTAGON
WASHINGTON DC 20330-1650

1 DEP DIR
HQ US AIR FORCE T&E
LTG (RET) H LEAF
RM 4E995
1650 AIR FORCE PENTAGON
WASHINGTON DC 20330-1650

1 USAF PHILLIPS LABORATORY
PL WS W BAKER
3550 ABERDEEN AVE SE
KIRKLAND AFB NM 87117-5576

1 USAF WRIGHT LABORATORY
WL FIVS M LENTZ
WRIGHT PAT AFB OH 45433-6553

1 USAF WRIGHT LABORATORY
WL MNP W MAINE
101 EGLIN BLVD SUITE 302
EGLIN AFB FL 32542-6810

1 USAF WRIGHT LABORATORY
R LAUZZE
1901 TENTH ST
WRIGHT PAT AFB OH 45433-7605

NO. OF
COPIES ORGANIZATION

1 USAF WRIGHT LABORATORY
DIRECTOR OF ARMAMENT
WL MN COL J PLETCHER
EGLIN AFB FL 32542

1 USAF ASC XRA
H GRIFFIS
BLDG 16
2275D ST SUITE 10
WRIGHT PAT AFB OH 45433-7227

1 USAF WL FIV
D VOYLS
ST BLDG 63
1901 TENTH ST
WRIGHT PAT AFB OH 45433-7605

1 USAF WL MNS
L G BURDGE
SUITE 302
101 WEST EGLIN BOULEVARD
EGLIN AFB FL 32542-6810

1 HQ USAF SPECIAL OPERATIONS CMD
AFSOC LGMW
100 BARLEY ST
HURLBURT FIELD FL 32536

1 USAF OPER TEST & EVAL CMD
AFOCTE CN M WILLIAMS
8500 GIBSON BVLD SE
KIRKLAND AFB NM 87117-5558

1 USA AVIATION LOGISTICS SCHOOL
AVIATION TRADES TRNG
BLDG 2715F
FT EUSTIS VA 23604-5439

4 ARMY RESEARCH OFFICE
J CHANDRA
K CLARK
DR WU
M LING
PO BOX 1221
RESEARCH TRIANGLE PARK NC
27709-2211

NO. OF
COPIES ORGANIZATION

1 DEFENSE NUCLEAR AGENCY
WE M GILTRUDE
6801 TELEGRAPH RD
ALEXANDRIA VA 22310-3398

1 US GAO
DIR PROG EVAL PHY SYS
K-C CHAN
RM 4062
441 G STREET NW
WASHINGTON DC 20548

1 LLNL
M FINGER
PO BOX 808 L159
LIVERMORE CA 94551

1 LANL
CONV WEAPON TECHNOLOGIES
PO BOX 1663
MAIL STOP A133
LOS ALAMOS NM 87545

1 COMMANDER
USA OPTEC
CSTE ZT H DUBIN
4501 FORD AVE
ALEXANDRIA VA 22302-1458

1 FRANKLIN AND MARSHALL COLLEGE
DEPT OF BUSINESS ADMIN
M K NELSON
PO BOX 3003
LANCASTER PA 17604-3003

1 GEORGE MASON UNIVERSITY
CTR COMPUTATIONAL STATISTICS
E WEGMAN
FAIRFAX VA 22030

1 UNIV OF WISCONSIN MADISON
DEPT OF INDUST ENGRNG
S M ROBINSON
1513 UNIVERSITY AVE
MADISON WI 53706-1572

1 ADPA
M BILOWICH
2101 WILSON BLVD SUITE 400
ARLINGTON VA 22201-3061

NO. OF
COPIES ORGANIZATION

2 APPLIED RES ASSOCIATES INC
F MAESTAS
B HACKER
4300 SAN MATEO BLVD
SUITE A220
ALBUQUERQUE NM 87110

2 APPLIED RES ASSOCIATES INC
R SCUNGIO
M BURDESHAW
219 W BEL AVE SUITE 5
ABERDEEN MD 21001

1 ASI TEST CONSULTANT
G BURGNER
825 NORTH DOWNS SUITE C
RIDGECREST CA 93555

1 ASI SYSTEMS INTL
L ULLYATT
56 IVERNESS DRIVE E
SUITE 260
ENGLEWOOD CO 80112-5114

1 BOOZ ALLEN & HAMILTON INC
WL FIVS SURVIAC
K CROSTHWITE
2130 EIGHTH ST SUITE 1
WRIGHT PAT AFB OH 45433-7542

1 BRIGS COMPANY
J BACKOFEN
2668 PETERSBOROUGH ST
HERNDON VA 20171

1 DIRECTED TECHNOLOGIES INC
N CHESSE
4001 N FAIRFAX DRIVE
SUITE 775
ARLINGTON VA 22203

1 GEORGIA INSTITUTE OF TECH
T&E RESEARCH & EDUCATION CTR
ML CD 0840 S BLANKENSHIP
CRB BLDG RM 631
400 TENTH STREET
ATLANTA GA 30318

NO. OF
COPIES ORGANIZATION

1 HICKS AND ASSOCIATES INC
D FREDERICKSEN
1710 GOODRIDGE DRIVE
SUITE 1300
MCLEAN VA 22044

3 INSTITUTE FOR DEF ANALYSIS
L WELCH
L TONNESSEN
B W TURNER
1801 N BEAUREGARD STREET
ALEXANDRIA VA 22311-1772

1 K&B ENGINEERING ASSOCIATES
C BENARD
6109 G ARLINGTON BVLD
FALLS CHURCH VA 22044

1 LOCKHEED MARTIN
VOUGHT SYSTEMS CORP
J URBANOWICZ
PO BOX 650003
MAILSTOP EM 36
DALLAS TX 75265-0003

1 LOGICON RDA
W LESE JR
2100 WASHINGTON BVLD
ARLINGTON VA 22204

1 QUANTUM RSRCH INTRNL
D BRISTOL
CRYSTAL SQUARE 5 SUITE 703
1755 JEFFERSON DAVIS HIGHWAY
ARLINGTON VA 22202-4609

1 QUESTECH INC
M EGGLESTON
901 N STUART STREET
SUITE 605
ARLINGTON VA 22203

1 RAYTHEON COMPANY
EXECUTIVE OFFICES
F KENDAL
141 SPRING STREET
LEXINGTON MA 02173

NO. OF
COPIES ORGANIZATION

1 ROCKWELL INTERNATIONAL
ROCKETDYNE DIVISION
EB58 D STEVENSON
6633 CANOGA AVE
CANOGA PARK CA 91309

1 SAIC
2301 YALE BVLD SE
SUITE E
ALBUQUERQUE NM 87106

2 SAIC
TEST EVAL & ANAL OPERATIONS
R E HELMUTH II
B F ROGERS
8301 GREENSBORO DRIVE
SUITE 460 PO BOX 50132
MCLEAN VA 22102

1 THE SURVICE ENGINEERING CO
J FOULK
SUITE 3
1003 OLD PHILADELPHIA RD
ABERDEEN MD 21001

ABERDEEN PROVING GROUND

189 DIR USARL
AMSRL SL B
R SANDMEYER
P TANENBAUM
M MUUSS
L BUTLER
J ANDERSON
B PARKER
AMSRL SL BA (30 CPS)
AMSRL SL BE (40 CPS)
J T KLOPCIC (50 CPS)
AMSRL SL BG (34 CPS)
AMSRL SL BN (25 CPS)
AMSRL WM I MAY
AMSRL WM M J WALBERT
AMSRL S CI B BODT
AMSRL TT TA M RAUSA (459)

12 CDR OPTEC EAC
CSTE EAC
A BENTON
L DELATTRE
L FILLINGER

NO. OF
COPIES ORGANIZATION

ABERDEEN PROVING GROUND (CONT)

T FISHER
L KRAVITZ
A LAGRANGE
J MYERS
T NOLAN
R POLIMADEI
J STREILEIN
L WEST
R WOJCIECHOWSKI

2 DIR USAMSAA
AMXSY
D SHAFER (392)
P DEITZ

INTENTIONALLY LEFT BLANK.

REPORT DOCUMENTATION PAGE			Form Approved OMB No. 0704-0188	
Public reporting burden for this collection of information is estimated to average 1 hour per response, including the time for reviewing instructions, searching existing data sources, gathering and maintaining the data needed, and completing and reviewing the collection of information. Send comments regarding this burden estimate or any other aspect of this collection of information, including suggestions for reducing this burden, to Washington Headquarters Services, Directorate for Information Operations and Reports, 1215 Jefferson Davis Highway, Suite 1204, Arlington, VA 22202-4302, and to the Office of Management and Budget, Paperwork Reduction Project (0704-0188), Washington, DC 20503.				
1. AGENCY USE ONLY (Leave blank)		2. REPORT DATE		3. REPORT TYPE AND DATES COVERED
				Final, Jan - Apr 98
4. TITLE AND SUBTITLE			5. FUNDING NUMBERS	
The Vulnerability/Lethality Taxonomy as a General Analytical Procedure			1L162618AH80	
6. AUTHOR(S)				
J. Terrence Klopccic				
7. PERFORMING ORGANIZATION NAME(S) AND ADDRESS(ES)			8. PERFORMING ORGANIZATION REPORT NUMBER	
U.S. Army Research Laboratory ATTN: AMSRL-SL-BE Aberdeen Proving Ground, MD 21005-5068				
9. SPONSORING/MONITORING AGENCY NAMES(S) AND ADDRESS(ES)			10. SPONSORING/MONITORING AGENCY REPORT NUMBER	
11. SUPPLEMENTARY NOTES				
12a. DISTRIBUTION/AVAILABILITY STATEMENT			12b. DISTRIBUTION CODE	
Approved for public release; distribution is unlimited.				
13. ABSTRACT (Maximum 200 words)				
<p>In this report, the vulnerability/lethality (V/L) taxonomy originally presented by Deitz and reformulated by Klopccic, Starks, and Walbert is shown to contain a general analytical procedure, herein referred to as the KSW process, which is applicable to a broad class of problems that meet the criteria for its use. When used as a general analytical procedure, the KSW process serves as a guide to the rigorous formulation and solution of amenable problems, avoiding errors associated with interactions between partial solutions and the aggregation of results at intermediate steps.</p>				
14. SUBJECT TERMS			15. NUMBER OF PAGES	
vulnerability, lethality, analysis				
			16. PRICE CODE	
17. SECURITY CLASSIFICATION OF REPORT	18. SECURITY CLASSIFICATION OF THIS PAGE	19. SECURITY CLASSIFICATION OF ABSTRACT	20. LIMITATION OF ABSTRACT	
UNCLASSIFIED	UNCLASSIFIED	UNCLASSIFIED	UL	

INTENTIONALLY LEFT BLANK.

USER EVALUATION SHEET/CHANGE OF ADDRESS

This Laboratory undertakes a continuing effort to improve the quality of the reports it publishes. Your comments/answers to the items/questions below will aid us in our efforts.

1. ARL Report Number/Author ARL-TR-1944 (Klopcic) Date of Report May 1999
2. Date Report Received _____
3. Does this report satisfy a need? (Comment on purpose, related project, or other area of interest for which the report will be used.) _____

4. Specifically, how is the report being used? (Information source, design data, procedure, source of ideas, etc.) _____

5. Has the information in this report led to any quantitative savings as far as man-hours or dollars saved, operating costs avoided, or efficiencies achieved, etc? If so, please elaborate. _____

6. General Comments. What do you think should be changed to improve future reports? (Indicate changes to organization, technical content, format, etc.) _____

CURRENT
ADDRESS

Organization

Name

E-mail Name

Street or P.O. Box No.

City, State, Zip Code

7. If indicating a Change of Address or Address Correction, please provide the Current or Correct address above and the Old or Incorrect address below.

OLD
ADDRESS

Organization

Name

Street or P.O. Box No.

City, State, Zip Code

(Remove this sheet, fold as indicated, tape closed, and mail.)
(DO NOT STAPLE)