


**FOREIGN MILITARY SALES,  
FOREIGN MILITARY CONSTRUCTION  
SALES AND  
MILITARY ASSISTANCE  
FACTS**

**AS OF SEPTEMBER 30, 1997**

19980615 072



**DISTRIBUTION STATEMENT A**  
Approved for public release  
Distribution Unlimited

DTIC QUALITY INSPECTED 2

**FOREIGN MILITARY SALES,  
FOREIGN MILITARY CONSTRUCTION  
SALES AND  
MILITARY ASSISTANCE FACTS**

**AS OF SEPTEMBER 30, 1997**

**PUBLISHED BY  
DEPUTY FOR FINANCIAL MANAGEMENT  
COMPTROLLER, DSAA**

**DTC QUALITY INSPECTED**

## TABLE OF CONTENTS

NARRATIVE DESCRIPTION OF STATISTICAL TABLES	iv
<b>GRAPH - FOREIGN MILITARY SALES AGREEMENTS (DEFENSE ARTICLES &amp; SERVICES AND CONSTRUCTION)</b>	1
*FOREIGN MILITARY SALES AGREEMENTS	2
*FOREIGN MILITARY CONSTRUCTION SALES AGREEMENTS	12
<b>GRAPH - FOREIGN MILITARY SALES DELIVERIES (DEFENSE ARTICLES &amp; SERVICES AND CONSTRUCTION)</b>	17
*FOREIGN MILITARY SALES DELIVERIES	18
*FOREIGN MILITARY CONSTRUCTION SALES DELIVERIES	26
<b>GRAPH - FOREIGN MILITARY FINANCING PROGRAM</b>	31
FOREIGN MILITARY FINANCING PROGRAM	32
COMMERCIAL EXPORTS LICENSED UNDER ARMS EXPORT CONTROL ACT	58
MILITARY ASSISTANCE PROGRAM MERGER FUNDS	70
<b>GRAPH - MILITARY ASSISTANCE PROGRAM</b>	75
MILITARY ASSISTANCE PROGRAM	76
<b>GRAPH - MILITARY ASSISTANCE PROGRAM DELIVERIES/EXPENDITURES</b>	83
MILITARY ASSISTANCE PROGRAM DELIVERIES/EXPENDITURES	84
MAP EXCESS DEFENSE ARTICLES PROGRAM - ACQUISITION COST	90
MAP EXCESS DEFENSE ARTICLES DELIVERED - ACQUISITION COST	94
<b>GRAPH - IMET PROGRAM/DELIVERIES</b>	99
INTERNATIONAL MILITARY EDUCATION AND TRAINING PROGRAM/DELIVERIES	100
SUMMARY OF STUDENTS TRAINED UNDER IMET	110
STATUS OF FOREIGN MILITARY SALES, FOREIGN MILITARY CONSTRUCTION SALES AND MILITARY ASSISTANCE PROGRAMS (SELECTED ITEMS/CATEGORIES)	120

\*The data in this publication regarding Foreign Military Sales Agreements and Deliveries portrays only sales and deliveries of defense articles and defense services. In accordance with Section 29 of the Arms Export Control Act, Foreign Military Construction Sales Agreements and Deliveries have been extracted and are shown separately in tables on pages 12 and 26 of this publication.

## NARRATIVE DESCRIPTION OF STATISTICAL TABLES

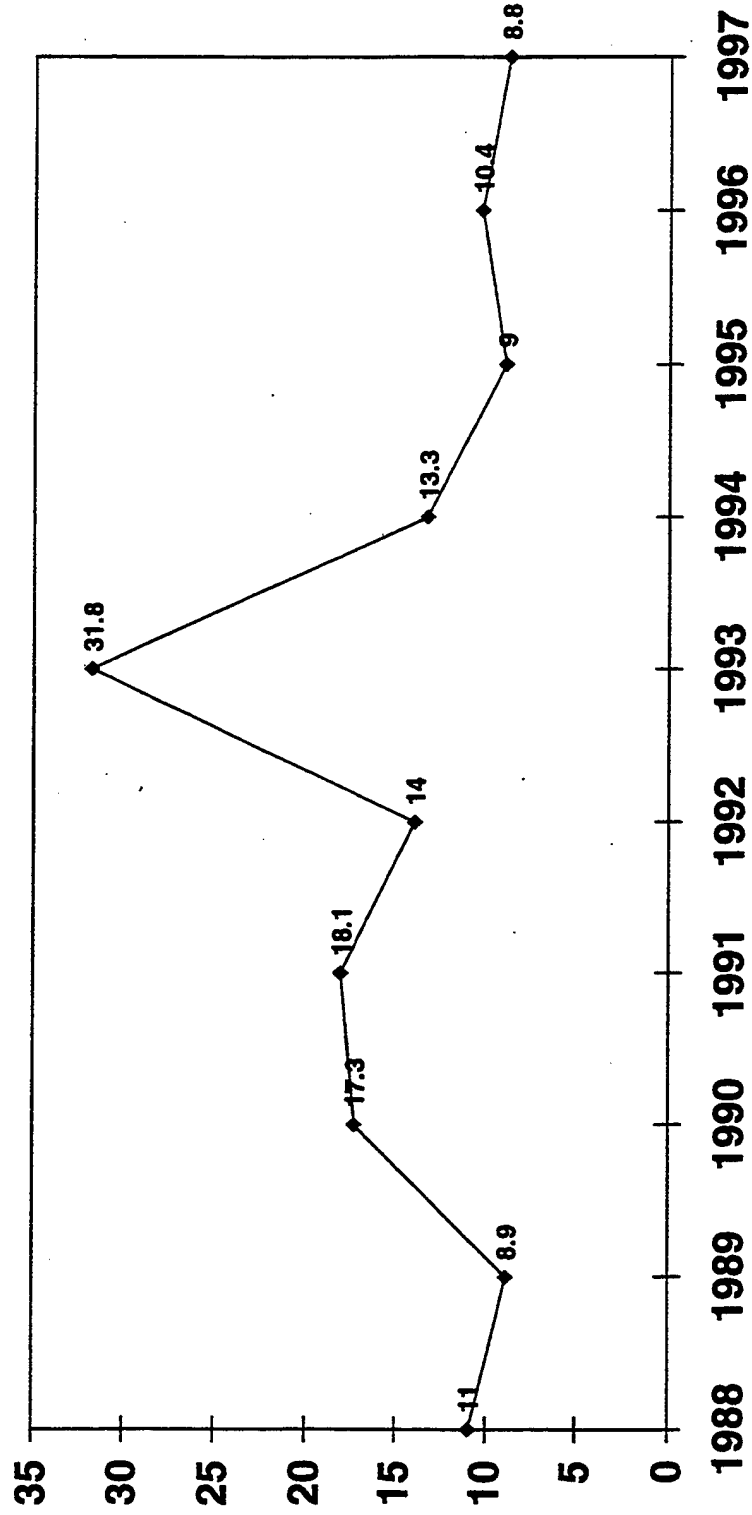
1. **FOREIGN MILITARY SALES (FMS) AGREEMENTS** - Total dollar value of defense articles and defense services purchased with cash, credit, and MAP Merger Funds by a foreign government or international organization in any fiscal year. Also see Item 7, Military Assistance Program Merger Funds.
2. **FOREIGN MILITARY SALES (FMS) DELIVERIES** - Total dollar value of defense articles and defense services delivered to a foreign government or international organization in any fiscal year. After implementing an FMS agreement, the responsible military department directs release of materiel from stocks or procurement or provision of services or training. As execution progresses, the military department reports accrued expenditures and physical deliveries within 30 days of date of shipment or performance.
3. **FOREIGN MILITARY CONSTRUCTION SALES (FMCS) AGREEMENTS** - Total dollar value of design and construction services purchased by a foreign government in any fiscal year.
4. **FOREIGN MILITARY CONSTRUCTION SALES (FMCS) DELIVERIES** - Total dollar value of disbursements against design and construction services provided to a foreign government in any fiscal year. Also see Item 2, Foreign Military Sales Deliveries.
5. **FOREIGN MILITARY FINANCING (FMF) PROGRAM** - The amount of credit extended to a foreign government or international organization in any fiscal year for the procurement of defense articles, defense services, and design and construction services. Such procurements may be from U.S. military departments under FMS/FMCS, or may be negotiated directly with U.S. commercial suppliers following the approval of DoD. FMF credits are issued in the form of DoD direct loans which require repayment, or DoD direct loans for which repayment has been waived by the Congress. Annual foreign military financing programs may be applied to FMS/FMCS or commercial procurement contracts negotiated in prior, current or subsequent years within the parameters of the applicable purchase and loan financing agreements.
6. **COMMERCIAL EXPORTS** - The total dollar value of deliveries made against purchases of munitions-controlled items by foreign governments directly from U.S. manufacturers. The data are compiled by the Office of Defense Trade Controls (DTC), Department of

## NARRATIVE DESCRIPTION OF STATISTICAL TABLES (Continued)

State, from shippers' export documents and completed licenses returned to DTC from ports of exit by the U.S. Customs Service.

7. MILITARY ASSISTANCE PROGRAM (MAP) MERGER FUNDS - Approved funds which are transferred to the FMS Trust Fund and merged with countries' FMS funds. MAP "merger" funds are non-repayable, and may be used solely to meet obligations of the recipient countries for payment of FMS/FMCS purchases; they are not available to finance procurements from U.S. commercial suppliers.
8. MILITARY ASSISTANCE PROGRAM (MAP) - The dollar amount of materiel and services (other than training) programmed for a particular foreign country in any fiscal year for which the U.S. Government receives no dollar reimbursement.
9. MILITARY ASSISTANCE PROGRAM (MAP) DELIVERIES/EXPENDITURES - The dollar amount of materiel and services (other than training) delivered or expended against amounts programmed in the current fiscal year or prior fiscal years.
10. EXCESS DEFENSE ARTICLES PROGRAM - ACQUISITION COST - Total dollar value of excess defense articles transferred to a foreign country or international organization at the original acquisition cost. Excess defense articles are defined as being owned by the U.S. Government and not procured in anticipation of military assistance or sales requirements, or pursuant to a military assistance or sales order, which are excess to Department of Defense requirements at the time such articles are dropped from inventory by the supplying agency.
11. EXCESS DEFENSE ARTICLES DELIVERED - ACQUISITION COST - Total dollar value of excess defense articles delivered to a recipient country in any fiscal year at original acquisition cost.
12. INTERNATIONAL MILITARY EDUCATION & TRAINING (IMET) PROGRAM/DELIVERIES - The dollar value allocated in any fiscal year for the training of foreign military students both overseas and in the continental United States, and the cost of training aids and materials associated with such training, for which the U.S. Government receives no dollar reimbursement. This program is considered fully delivered when funded.

**FOREIGN MILITARY SALES AGREEMENTS  
INCLUDES CONSTRUCTION  
(Dollars in Billions)**



FOREIGN MILITARY SALES AGREEMENTS

(DOLLARS IN THOUSANDS)

	FY 1950	FY 1987	FY 1988	FY 1982	FY 1990	FY 1991	FY 1992
<b>WORLDWIDE</b>		152,805,352	10,774,568	8,783,272	16,613,968	17,325,476	13,887,927
<b>EAST ASIA AND PACIFIC</b>		26,418,468	2,187,283	1,520,560	2,962,213	2,330,276	3,870,950
AUSTRALIA	6,792,965	200,852	150,568	233,559	241,768	7	142,806
BRUNEI	350	54	-	-	-	-	-
CAMBODIA	252,967	-	6,335	412	-	-	-
CHINA	1,829	-	-	-	-	-	-
FIJI	8,542	-	-	-	-	-	-
INDONESIA	637,055	5,108	1,918	17,999	25,924	10,835	10,835
JAPAN	3,769,055	789,133	254,684	1,408,099	827,209	351,312	351,312
KOREA (SEOUL)	4,277,569	376,797	348,318	467,912	408,483	2,351,640	2,351,640
LAOS	-	-	-	-	-	-	-
MALAYSIA	171,728	4,334	1,717	8,433	4,068	4,545	4,545
MYANMAR	8,735	-	-	-	-	-	-
NEW ZEALAND	238,013	11,465	6,699	25,816	9,840	6,700	6,700
PAPUA NEW GUINEA	327	-	-	-	-	-	-
REP OF PHILIPPINES	434,188	110,907	118,614	109,196	144,670	44,333	44,333
SINGAPORE	1,045,409	14,485	45,324	28,065	77,526	37,073	37,073
TAIWAN	6,361,891	498,513	521,702	500,286	479,996	477,904	477,904
THAILAND	2,416,675	169,300	70,604	162,845	110,535	443,803	443,803
TONGA	-	-	-	-	250	-	-
VIETNAM	1,167	-	-	-	-	-	-
<b>NEAR EAST AND SOUTH ASIA</b>		67,078,999	6,728,717	5,224,390	10,905,141	11,449,482	2,651,960
ALGERIA	3,063	-	-	775	74	2,123	-
BAHRAIN	627,145	40,452	72,462	87,928	71,237	17,196	17,196
BANGLADESH	1,746	262	1,126	-	-	-	-
EGYPT	6,667,669	1,249,861	2,643,167	970,150	1,631,731	631,563	631,563
INDIA	78,595	5,250	35	4	2,000	-	-
IRAN	10,923,520	-	-	-	-	-	-
IRAQ	13,152	-	-	-	-	-	-
ISRAEL	11,736,476	1,354,383	325,362	375,561	356,370	97,462	97,462
JORDAN	1,750,249	28,699	9,388	26,666	406	6,864	6,864
KUWAIT	1,407,996	1,870,554	84,416	49,226	148,823	439,423	439,423
LEBANON	557,920	536	-	-	-	-	-
LIBYA	28,249	-	-	-	-	-	-
MOROCCO	854,279	90,891	13,224	49,152	22,364	13,859	13,859
NEPAL	73	-	406	276	500	-	-
OMAN	84,696	5,604	774	64,051	752	5,262	5,262
PAKISTAN	2,431,811	306,239	880,384	120,257	-	-	-
QATAR	1,801	125	-	-	59	1,940	1,940
SAUDI ARABIA	28,281,409	1,588,518	1,107,723	9,119,607	9,174,959	936,483	936,483
SRI LANKA	1,810	-	-	-	-	-	-
SYRIA	1	-	-	-	-	-	-
TUNISIA	488,277	31,935	30,701	33,328	14,110	9,624	9,624

TOTALS MAY NOT ADD DUE TO ROUNDING

\*LESS THAN \$500

FOREIGN MILITARY SALES AGREEMENTS  
(DOLLARS IN THOUSANDS)

	FY 1993	FY 1994	FY 1995	FY 1996	FY 1997	FY 1997	FY 1950
<u>31,108,544</u>	<u>13,291,747</u>	<u>8,950,024</u>	<u>10,300,138</u>	<u>8,778,248</u>	<u>292,619,278</u>		
<u>8,780,732</u>	<u>3,322,206</u>	<u>2,028,925</u>	<u>2,975,553</u>	<u>2,280,633</u>	<u>58,677,807</u>		
285,789	237,554	167,901	173,747	287,524	8,915,035		
-	-	40	-	69	522		
-	-	1,736	652	1,246	3,633		
-	-	15	-	-	259,714		
-	-	-	-	-	1,844		
29,815	11,014	-	-	-	8,542		
1,381,528	749,685	11,848	27,786	793	780,094		
231,251	387,397	719,104	524,556	346,758	11,121,124		
-	-	476,462	889,018	853,987	11,068,833		
2,385	711,522	-	-	1,070	-		
9,886	16,053	23,048	5,524	11,481	948,785		
-	-	-	-	-	8,735		
80,551	21,495	9,451	7,377	24,271	365,573		
98,347	588,289	22,920	21,583	20,055	1,128,511		
6,274,904	360,891	201,521	310,849	192,230	2,639,118		
386,284	238,294	208,003	459,865	353,737	16,497,692		
-	12	186,876	554,549	187,413	4,927,179		
-	-	-	47	-	309		
-	-	-	-	-	1,167		
<u>15,083,001</u>	<u>4,841,232</u>	<u>2,404,623</u>	<u>4,108,150</u>	<u>2,513,226</u>	<u>132,988,929</u>		
96,027	37,672	53,298	97,897	54,049	1,255,365		
447,302	443,047	1,051,717	1,397,701	1,065,593	18,199,503		
1	-	15	-	299	86,199		
-	-	-	-	-	10,923,520		
163,180	2,189,393	645,744	849,941	524,988	13,152		
15,637	39,138	15,002	216,660	18,253	18,618,861		
2,868,949	181,214	83,693	235,727	48,116	2,126,963		
3,427	29,707	64,966	16,116	21,960	7,418,137		
13,303	16,341	13,927	5,579	3,466	694,632		
6,287	1,381	7,291	2,933	11,541	28,249		
305	4,031	78	-	101	1,096,385		
11,379,338	1,627,499	444,681	1,275,409	742,372	190,572		
-	185	67	123	74	3,738,869		
-	-	-	-	-	8,261		
22,123	18,765	11,917	7,243	15,235	65,677,999		
-	-	-	-	-	2,259		
-	-	-	-	-	1		
-	-	-	-	-	683,257		

TOTALS MAY NOT ADD DUE TO ROUNDING

\*LESS THAN \$500  
AS OF 30 SEP 97



FOREIGN MILITARY SALES AGREEMENTS (CONTINUED)

(DOLLARS IN THOUSANDS)

	FY 1990	FY 1987	FY 1988	FY 1989	FY 1990	FY 1991	FY 1992
NEAR EAST AND SOUTH ASIA (CONTINUED)							
UNITED ARAB EMIRATES	817,290	153,619	51,771	8,221	24,048	492,283	-
YEMEN	321,771	1,790	2,676	639	-	-	-
EUROPE AND CANADA	53,412,429	1,458,135	1,650,344	2,456,847	2,354,112	6,074,571	-
ALBANIA	-	-	-	-	-	-	-
AUSTRIA	218,733	3,466	4,430	35,545	32,512	3,771	-
BELGIUM	2,805,489	24,609	12,240	100,607	105,478	34,811	-
BOSNIA-HERZEGOVINA	-	-	-	-	-	-	-
BULGARIA	-	-	-	-	-	-	-
CANADA	2,794,927	181,713	197,954	142,514	142,919	141,909	-
CZECH REPUBLIC	-	-	-	-	-	-	-
DENMARK	1,468,501	36,992	21,587	63,991	73,960	61,979	-
ESTONIA	-	-	-	-	-	-	-
FINLAND	10,447	2,344	3,666	14	21	2,427,009	-
FRANCE	947,974	49,443	42,052	75,633	70,576	27,208	-
GERMANY	10,392,941	420,084	336,941	302,440	297,052	173,943	-
GREECE	2,519,196	120,345	136,380	182,119	258,360	548,309	-
HUNGARY	-	-	-	-	-	-	-
ICELAND	544	-	-	-	-	-	-
IRELAND	878	11	8	-	-	-	-
ITALY	1,365,127	24,920	45,987	112,723	86,579	202,614	-
LATVIA	-	-	-	-	-	-	-
LITHUANIA	-	-	-	-	-	-	-
LUXEMBOURG	6,930	325	245	95	182	162	-
MACEDONIA (FYROM)	-	-	-	-	-	-	-
MALTA	-	-	-	-	-	-	-
NETHERLANDS	5,007,261	98,167	241,030	147,310	313,041	300,275	1
NORWAY	2,119,703	58,928	24,315	52,032	76,235	40,738	-
POLAND	-	-	-	-	-	-	-
PORTUGAL	478,244	48,781	27,523	13,686	407,621	29,597	-
ROMANIA	-	-	-	-	-	-	-
SLOVAKIA	-	-	-	-	-	-	-
SLOVENIA	-	-	-	-	-	-	-
SPAIN	4,976,968	84,689	100,885	347,140	105,676	97,104	-
SWEDEN	255,826	34,220	3,198	1,896	3,958	38,323	-
SWITZERLAND	1,155,841	9,144	15,168	63,801	10,975	3,821	-
TURKEY	6,586,806	107,361	300,900	432,830	189,728	1,768,290	-
UNITED KINGDOM	10,216,389	152,593	135,834	382,472	179,109	174,705	-
YUGOSLAVIA	83,704	-	-	-	-	-	-
AFRICA	1,084,504	51,222	32,767	27,415	17,258	16,688	-
BENIN	-	-	-	76	456	862	-
BOTSWANA	9,156	5,000	281	727	-	65	-
BURUNDI	-	-	-	-	-	-	-

TOTALS MAY NOT ADD DUE TO ROUNDING

\*LESS THAN \$500

FOREIGN MILITARY SALES AGREEMENTS (CONTINUED)  
(DOLLARS IN THOUSANDS)

FY 1993	FY 1994	FY 1995	FY 1996	FY 1997	FY 1997	FY 1997	FY 1997	FY 1997	FY 1997
67,122	252,866	4,698	2,822	5,586	1,880,327				
6,372,692	4,406,417	3,860,640	2,488,722	3,068,669	87,603,585				
4,253	27,959	10,473	3,417	759	4,181				
328,688	19,930	24,234	57,507	122,049	3,635,643				
			71	2,103	2,174				
160,812	113,318	189,233	133,841	4,332	4,332				
330,378	48,994	38,001	138,264	2,268	4,302,393				
17		193	698	32,558	2,315,203				
63	544,918	218,166	1,832	291	1,906				
51,984	49,333	722,333	23,090	102,163	3,208,771				
177,340	186,698	268,950	266,507	325,754	2,161,789				
1,550,530	317,417	203,326	276,972	224,467	13,148,651				
11,435			2,340	6,905	6,337,422				
48		45	12	-	20,680				
103,384	45,788	31,059	78,220	41,194	2,137,595				
	27	234	531	1,417	2,209				
		379	300	1,175	1,854				
331	365	69	3,218	4,326	16,249				
60		12	-	2,057	2,057				
740,578	47,026	937,501	151,512	225,314	8,209,014				
416,078	137,762	13,219	477,116	64,494	3,480,618				
			7,294	4,893	12,187				
15,707	8,352	12,423	3,956	19,241	1,065,131				
		12,431	6,450	331	19,211				
		*	1,450	2,003	3,453				
			211	216	427				
116,729	57,434	401,457	120,014	828,768	7,236,863				
6,511	33,661	12,664	11,683	6,194	408,134				
1,681,839	36,923	22,382	6,234	13,413	3,019,541				
557,749	2,146,462	573,021	232,499	339,597	13,235,244				
118,186	584,046	168,837	463,997	558,949	13,135,118				
21,592	12,727	5,757	13,186	11,046	1,294,162				
	250				326				
2,215	1,920	94	2,505	439	23,655				
7					72				

NEAR EAST AND SOUTH ASIA (CONTINUED)

UNITED ARAB EMIRATES  
YEMEN

EUROPE AND CANADA

ALBANIA  
AUSTRIA  
BELGIUM  
BOSNIA-HERZEGOVINA  
BULGARIA  
CANADA  
CZECH REPUBLIC  
DENMARK  
ESTONIA  
FINLAND  
FRANCE  
GERMANY  
GREECE  
HUNGARY  
ICELAND  
IRELAND  
ITALY  
LATVIA  
LITHUANIA  
LUXEMBOURG  
MACEDONIA (FYROM)  
MALTA  
NETHERLANDS  
NORWAY  
POLAND  
PORTUGAL  
ROMANIA  
SLOVAKIA  
SLOVENIA  
SPAIN  
SWEDEN  
SWITZERLAND  
TURKEY  
UNITED KINGDOM  
YUGOSLAVIA

AFRICA  
BENIN  
BOTSWANA  
BURUNDI

TOTALS MAY NOT ADD DUE TO ROUNDING

\*LESS THAN \$500

FOREIGN MILITARY SALES AGREEMENTS (CONTINUED)

(DOLLARS IN THOUSANDS)

	FY 1950	FY 1987	FY 1988	FY 1989	FY 1990	FY 1991	FY 1992
<b>AFRICA (CONTINUED)</b>							
CAMEROON	45,386	-	630	352	463	11	563
CAPE VERDE	-	-	-	-	23	11	1,648
CENTRAL AFRICAN REP	-	434	-	-	6	11	125
CHAD	16,142	-	4,662	164	6,411	-	2,480
COMOROS	-	-	-	-	-	-	-
CONGO (BRAZZAVILLE)	-	-	-	-	-	-	13
CONGO (KINSHASA)	123,280	-	4,614	7,362	1,893	1,387	-
DJIBOUTI	7,550	-	420	342	1,436	1,379	1,015
EQUATORIAL GUINEA	992	-	296	18	42	260	-
ERITREA	-	-	-	-	-	-	-
ETHIOPIA	86,561	-	-	-	-	-	-
GABON	5,777	-	-	-	-	2	3
GAMBIA	2	-	60	21	359	100	356
GHANA	528	-	-	-	-	-	-
GUINEA	6,300	-	859	-	145	116	68
GUINEA-BISSAU	239	-	195	107	169	-	360
IVORY COAST	231	-	-	-	3	263	1,485
KENYA	198,653	-	12,429	13,484	11,435	9,612	1,775
LESOTHO	-	-	-	-	-	-	6
LIBERIA	44,738	-	491	149	-	-	-
MADAGASCAR	2,484	-	5	447	435	290	-
MALAWI	29	-	2,249	341	1,442	20	444
MALI	155	-	-	87	-	37	-
MAURITANIA	402	-	322	212	60	-	-
MAURITIUS	-	-	-	-	-	-	-
MOZAMBIQUE	-	-	-	-	-	-	-
NAMIBIA	-	-	-	-	-	34	103
NIGER	9,753	-	261	553	1,136	1,008	1,704
NIGERIA	60,898	-	2,389	12	477	-	-
RWANDA	1,231	-	507	-	-	141	291
SAO TOME & PRINCIPE	-	-	-	152	-	309	27
SENEGAL	7,352	-	526	1,906	103	750	3,731
SEYCHELLES	-	-	-	-	241	-	-
SIERRA LEONE	1,382	-	25	29	76	984	412
SOMALIA	146,396	-	3,728	5,763	-	-	-
SOUTH AFRICA	3,149	-	-	-	-	-	-
SUDAN	305,440	-	11,121	986	-	-	-
TANZANIA	-	-	-	-	76	-	-
TOGO	296	-	-	-	175	*	-
UGANDA	-	-	-	-	82	-	-
ZAMBIA	-	-	-	-	-	-	-
ZIMBABWE	-	-	-	-	-	-	150

TOTALS MAY NOT ADD DUE TO ROUNDING

\*LESS THAN \$500

FOREIGN MILITARY SALES AGREEMENTS (CONTINUED)

(DOLLARS IN THOUSANDS)

FY 1993	FY 1994	FY 1995	FY 1996	FY 1997	FY 1998	FY 1999
25	-	-	49	-	-	47,480
-	20	2	-	-	-	1,704
-	-	-	-	-	-	576
1,616	786	325	746	36	-	33,368
80	-	-	-	-	-	80
-	-	-	-	-	-	13
651	284	98	190	-	-	138,536
-	-	-	-	-	-	13,366
-	-	204	377	1,934	-	1,608
-	1,380	545	350	1,120	-	2,516
139	81	-	-	-	-	89,956
98	717	-	-	-	-	6,002
817	499	85	307	-	-	2,329
412	1,364	-	-	-	-	1,735
517	-	-	282	121	-	8,805
-	1,083	2,354	5,266	187	-	3,248
-	-	-	-	779	-	2,693
-	-	-	-	-	-	255,869
-	-	-	-	-	-	6
258	100	-	-	-	-	45,378
30	377	-	480	-	-	4,019
97	750	-	-	-	-	5,411
-	-	-	-	-	-	1,126
-	650	-	-	-	-	996
-	-	367	-	-	-	650
2,547	831	60	-	-	-	367
1,687	5	589	-	286	-	3,862
461	-	-	-	-	-	16,696
-	-	-	207	-	-	64,236
-	-	-	-	-	-	2,378
-	-	-	-	-	-	488
7,810	39	451	395	1,965	-	25,027
267	1	-	-	62	-	571
630	17	3	-	-	-	3,559
-	-	30	1,869	154	-	155,888
-	-	-	-	-	-	5,202
-	-	-	-	-	-	317,547
-	-	-	-	-	-	76
206	-	-	-	-	-	678
-	7	-	154	3,872	-	4,115
-	122	321	-	-	-	443
1,022	13	228	-	91	-	1,505

AFRICA (CONTINUED)

TOTALS MAY NOT ADD DUE TO ROUNDING

\*LESS THAN \$500

FOREIGN MILITARY SALES AGREEMENTS (CONTINUED)

(DOLLARS IN THOUSANDS)

	FY 1950	FY 1987	FY 1988	FY 1989	FY 1990	FY 1991	FY 1992
AMERICAN REPUBLICS							
ANTIGUA & BARBUDA	3,163,487	299,361	288,280	194,179	255,302	246,583	
ARGENTINA	3,595	350	236	329	548	341	
BAHAMAS	196,980	4,466	9,661	3,333	3,738	3,565	
BARBADOS	893	-	487	46	331	698	
BELIZE	1,695	241	166	310	173	617	
BOLIVIA	6,127	8,517	61	611	125	-	
BOLIVIA - INTL NARC							
BRAZIL	358,475	97,153	62,278	11,467	32,689	15,971	
CHILE	172,693	363	77	25,183	19,336	61,227	
COLOMBIA	125,936	8,782	77	38	4,791	4,966	
COLOMBIA - INTL NARC							
COSTA RICA	28,364	359	83,300	3,700	10,246	14,348	
CUBA	4,510	201	201	14,461	43,301	55,262	
DOMINICA	2,753	-	-	397	591	274	
DOMINICAN REPUBLIC	24,049	89	181	57	506	275	
ECUADOR	131,185	1,488	910	1,525	930	1,773	
ECUADOR - INTL NARC							
EL SALVADOR	537,097	82,708	73,374	66,398	72,686	29,536	
GUATEMALA	6,365	407	4	533	645	295	
GUATEMALA	41,679	8,182	9,079	1,640	-	-	
GUYANA							
HAITI	3,288	-	-	-	-	-	
HONDURAS	311,034	27,584	21,896	21,390	9,250	14,335	
JAMAICA	21,810	1,109	1,335	1,271	1,856	1,534	
MEXICO	146,528	5,323	9,756	13,160	9,630	1,141	
NICARAGUA	5,205	-	-	-	-	-	
PANAMA	25,240	-	-	5,230	3,464	886	
PARAGUAY	971	-	-	11	35	42	
PERU	182,608	3,192	1,983	227	4,171	923	
PERU - INTL NARC							
ST KITTS AND NEVIS	3,253	111	121	57	853	5,236	
ST LUCIA	2,245	42	182	242	715	92	
ST VINCENT + GREN.	3,162	123	194	130	552	384	
SURINAME	1	-	-	-	534	350	
TRINIDAD - TOBAGO	112	8	-	96	607	282	
URUGUAY	22,728	551	1,836	1,082	686	2,680	
VENEZUELA	792,906	44,939	3,309	16,114	25,509	25,511	
NON REGIONAL					845,765	967,289	
CLASSIFIED TOTALS A/					845,765	967,289	
INTERNATL. ORG. AND VARIOUS	1,647,472	49,850	66,937	68,173	73,281	59,885	

TOTALS MAY NOT ADD DUE TO ROUNDING

\*LESS THAN \$500

FOREIGN MILITARY SALES AGREEMENTS (CONTINUED)

(DOLLARS IN THOUSANDS)

FY 1993	FY 1994	FY 1995	FY 1996	FY 1997	FY 1998	FY 1999
157,760	267,407	161,391	129,145	232,647	5,395,542	
954	437	168	-	262	7,220	
10,685	45,978	15,940	3,625	18,981	316,952	
465	726	87	668	51	51	
316	382	300	-	327	4,541	
	1	-	378	3	15,823	
14,318	12,728	11,916	4,131	8,638	111,858	
25,672	58,080	48,553	48,735	24,962	829,654	
7,205	1,240	3,652	2,600	2,322	199,947	
12,821	67,228	21,914	9,654	74,487	432,415	
30,931	20,344	10,205	9,285	-	183,789	
121	855	23	195	175	31,556	
456	822	73	-	-	4,510	
1,431	1,047	550	441	187	5,211	
1,177	5,179	134	-	4,158	34,332	
314	318	137	413	1,812	166,797	
10,960	18,780	7,257	3,849	4,869	4,821	
800	535	95	-	353	907,515	
-	66	68	-	-	10,031	
-	-	-	-	70	60,581	
7,501	1,442	2,642	4,803	877	203	
3,005	1,019	1,199	7,356	910	9,088	
5,265	4,152	1,595	4,862	50	425,340	
72	469	52	170	27,663	35,036	
5	226	12	-	-	229,075	
-	-	-	-	-	5,205	
11	-	-	-	31	35,584	
450	961	15	80	285	1,332	
673	912	306	-	100	193,393	
663	638	50	-	187	6,201	
52	1,189	205	-	66	5,911	
723	2,145	2,385	347	185	1	
20,711	19,511	31,860	2,224	1,078	3,084	
540,386	368,549	415,067	542,899	609,749	38,118	
540,386	368,549	415,067	542,899	609,749	1,064,261	
152,367	73,201	73,621	42,484	62,277	4,289,704	
					4,289,704	

AMERICAN REPUBLICS  
 ANTIGUA & BARBUDA  
 ARGENTINA  
 BAHAMAS  
 BARBADOS  
 BELIZE  
 BOLIVIA  
 BOLIVIA - INTL NARC  
 BRAZIL  
 CHILE  
 COLOMBIA  
 COLOMBIA - INTL NARC  
 COSTA RICA  
 CUBA  
 DOMINICA  
 DOMINICAN REPUBLIC  
 ECUADOR  
 ECUADOR - INTL NARC  
 EL SALVADOR  
 GRENADA  
 GUATEMALA  
 GUYANA  
 HAITI  
 HONDURAS  
 JAMAICA  
 MEXICO  
 NICARAGUA  
 PANAMA  
 PARAGUAY  
 PERU  
 PERU - INTL NARC  
 ST KITTS AND NEVIS  
 ST LUCIA  
 ST VINCENT + GREN.  
 SURINAME  
 TRINIDAD - TOBAGO  
 URUGUAY  
 VENEZUELA

NON REGIONAL  
 CLASSIFIED TOTALS A/  
 INTERNATL. ORG. AND VARIOUS

FOREIGN MILITARY SALES AGREEMENTS (CONTINUED)

NOTE: PRIOR TO THE FY 1981 EDITION OF THIS BOOKLET, FOREIGN MILITARY CONSTRUCTION SALES (FMCS) AGREEMENTS WERE INCLUDED WITHIN THE FOREIGN MILITARY SALES (FMS) AGREEMENTS TABLE. NOW FMCS AND FMS ARE DISPLAYED SEPARATELY FOR ALL FISCAL YEARS.

A/ FOR FURTHER INFORMATION, SEE THE CLASSIFIED ANNEX TO THE CONGRESSIONAL PRESENTATION DOCUMENT FOR FOREIGN OPERATIONS.

TOTALS MAY NOT ADD DUE TO ROUNDING.

\*LESS THAN \$500

FOREIGN MILITARY CONSTRUCTION SALES AGREEMENTS

(DOLLARS IN THOUSANDS)

	FY 1950	FY 1987	FY 1988	FY 1989	FY 1990	FY 1991	FY 1992
<b>WORLDWIDE</b>		16,255,847	218,752	74,880	636,133	799,435	148,038
<b>EAST ASIA AND PACIFIC</b>							
CAMBODIA	1	-	-	-	-	-	-
KOREA (SEOUL)	1	-	-	-	-	-	-
SINGAPORE	-	-	-	-	-	-	-
TAIWAN	-	-	-	-	-	-	-
<b>NEAR EAST AND SOUTH ASIA</b>							
BAHRAIN		16,164,596	143,427	65,107	612,892	793,588	127,477
EGYPT		17,819	1,692	-	1,445	-	-
IRAN		199,031	118,804	65,107	48,225	269,662	107,485
ISRAEL		594	-	-	-	-	-
JORDAN		2,581	-	-	-	-	-
KUWAIT		985	-	-	-	-	-
LIBYA		970	4,231	-	-	130,309	15,992
MOROCCO		1,344	-	-	-	-	-
OMAN		1,511	-	-	-	-	-
SAUDI ARABIA		15,939,758	18,700	-	563,222	393,617	4,000
YEMEN		2	-	-	-	-	-
<b>EUROPE AND CANADA</b>							
CANADA		8,642	60,943	1,169	12,007	-	51
FRANCE		519	-	-	-	-	-
GERMANY		-	29	-	-	-	-
GREECE		7,867	-	1,038	-	-	51
UNITED KINGDOM		2	-	-	7	-	-
		254	60,914	131	12,000	-	-
<b>AFRICA</b>							
BOTSWANA		31,385	1,131	715	381	1,356	1,153
BURUNDI		-	-	-	-	-	194
CAMEROON		-	-	-	-	51	83
CAPE VERDE		-	-	-	-	10	97
CENTRAL AFRICAN REP		-	85	-	-	-	124
CHAD		-	-	-	-	-	-
DJIBOUTI		-	26	-	56	719	-
EQUATORIAL GUINEA		-	-	-	19	-	-
ERITREA		-	-	-	-	-	-
ETHIOPIA		-	-	-	-	-	-
GABON		-	-	-	-	72	92
GAMBIA		77	-	-	-	-	-
GHANA		390	-	-	-	-	-
GUINEA		-	-	-	110	-	-
IVORY COAST		595	-	-	97	-	-
KENYA		-	302	-	-	-	-
LESOTHO		-	-	-	-	-	194

TOTALS MAY NOT ADD DUE TO ROUNDING

\*LESS THAN \$500



FOREIGN MILITARY CONSTRUCTION SALES AGREEMENTS

(DOLLARS IN THOUSANDS)

FY 1993	FY 1994	FY 1995	FY 1996	FY 1997	FY 1997	FY 1997	FY 1950
659,826	58,169	25,068	82,640	30,303	18,989,092		
620	-	-	75	314	1,010		
-	-	-	-	49	49		
-	-	-	75	266	340		
620	-	-	-	-	620		
647,039	7,564	20,254	76,500	24,832	18,683,275		
14,039	1,434	15,399	61,141	21,356	20,955		
-	-	-	-	-	921,684		
-	-	-	-	-	594		
-	-	-	-	-	2,581		
1,000	-	-	-	-	985		
-	-	-	-	-	152,502		
-	-	-	-	-	1,344		
-	-	4,854	1,359	3,476	9,689		
632,000	6,130	-	14,000	-	1,511		
-	-	-	-	-	17,571,427		
-	-	-	-	-	2		
-	44,391	-	-	1,405	128,607		
-	-	-	-	-	519		
-	-	-	-	-	29		
-	33,355	-	-	1,405	43,714		
-	-	-	-	-	9		
-	11,036	-	-	-	84,335		
2,120	1,147	984	423	932	41,727		
243	-	-	-	-	194		
848	-	-	-	-	243		
-	121	58	-	-	981		
-	-	194	-	-	286		
-	-	-	-	-	209		
-	-	-	-	-	194		
-	-	-	-	-	800		
-	-	-	-	-	19		
-	-	456	-	544	1,000		
-	-	276	-	388	664		
-	-	-	-	-	164		
-	-	-	-	-	77		
437	605	-	-	-	1,432		
-	-	-	-	-	110		
-	-	-	209	-	901		
-	-	-	215	-	517		
-	-	-	-	-	194		

TOTALS MAY NOT ADD DUE TO ROUNDING

\*LESS THAN \$500

FOREIGN MILITARY CONSTRUCTION SALES AGREEMENTS (CONTINUED)

(DOLLARS IN THOUSANDS)

	FY 1950	FY 1987	FY 1988	FY 1989	FY 1990	FY 1991	FY 1992
AFRICA (CONTINUED)							
LIBERIA	7,300	-	-	-	-	-	-
MADAGASCAR	-	177	-	-	-	-	-
MALAWI	496	-	-	-	-	-	-
MALI	32	-	-	-	-	92	-
MAURITANIA	91	235	-	-	-	-	-
NIGER	2,655	173	-	612	-	286	90
RWANDA	39	58	-	-	-	-	10
SENEGAL	2,505	-	-	-	99	124	269
SEYCHELLES	-	-	-	-	-	-	-
SIERRA LEONE	550	-	-	-	-	-	-
SOMALIA	171	76	-	103	-	-	-
SUDAN	16,484	-	-	-	-	-	-
TOGO	-	-	-	-	-	2	-
UGANDA	-	-	-	-	-	-	-
AMERICAN REPUBLICS							
ANTIGUA & BARBUDA	51,223	13,251	7,882	10,854	4,491	19,357	20
BARBADOS	-	-	135	-	-	-	297
BOLIVIA - INTL NARC	-	-	-	1,897	-	1,414	4,130
COLOMBIA	-	-	-	-	-	-	-
COLOMBIA - INTL NARC	-	-	-	388	-	922	8,236
COSTA RICA	752	-	-	-	-	-	-
ECUADOR - INTL NARC	-	-	-	-	-	-	-
EL SALVADOR	32,909	7,443	3,782	5,396	768	1,994	-
GUATEMALA	-	-	2,021	-	-	-	-
HONDURAS	10,358	5,808	1,866	3,173	1,387	4,679	-
MEXICO	7,203	-	-	-	-	-	-
ST VINCENT + GREN.	-	-	85	-	-	-	-

SEE NOTE, FOREIGN MILITARY SALES AGREEMENTS.

TOTALS MAY NOT ADD DUE TO ROUNDING

\*LESS THAN \$500

FOREIGN MILITARY CONSTRUCTION SALES AGREEMENTS (CONTINUED)

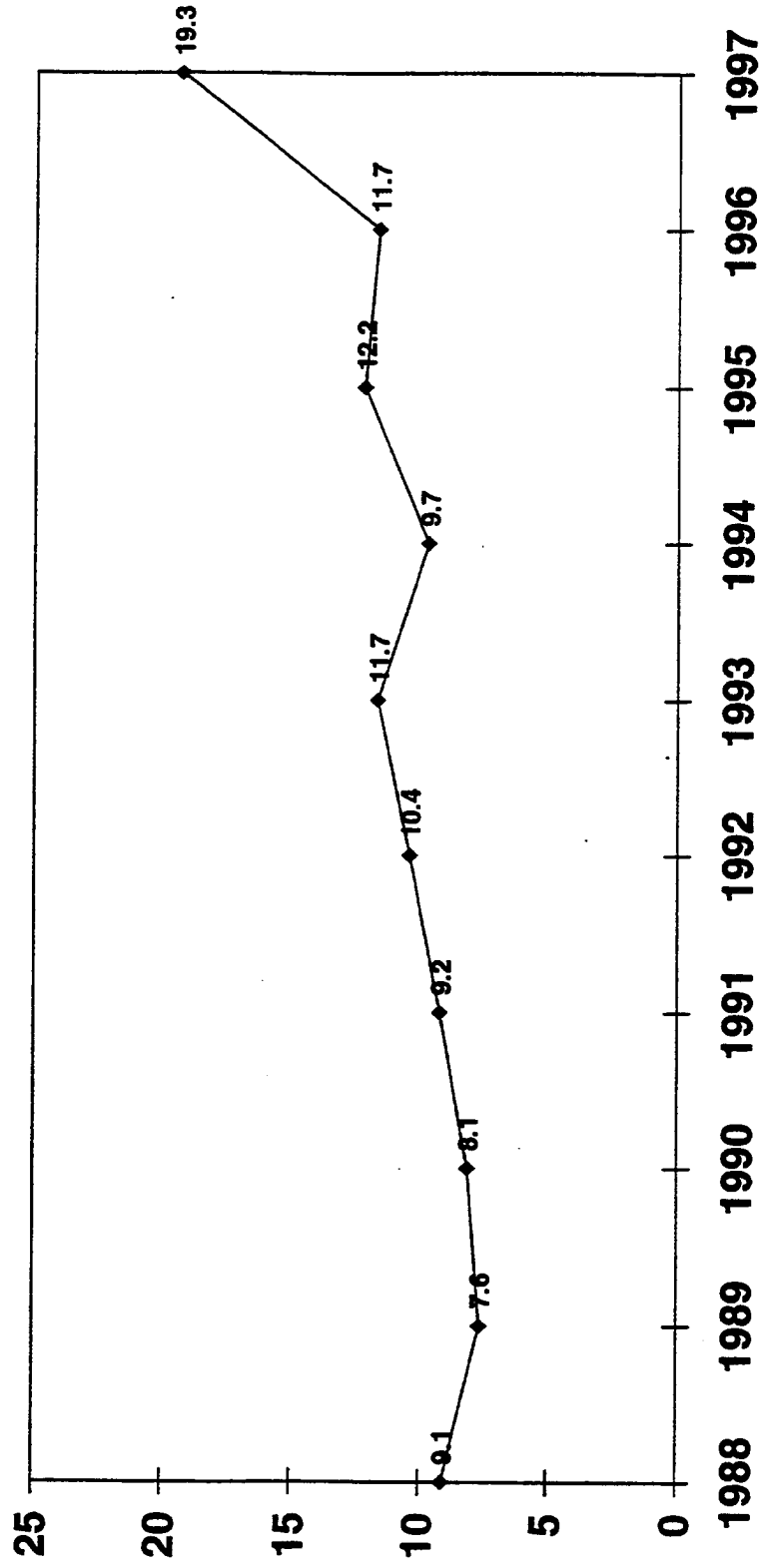
(DOLLARS IN THOUSANDS)

FY 1993	FY 1994	FY 1995	FY 1996	FY 1997	FY 1998	FY 1999
-	-	-	-	-	-	-
-	-	-	-	-	-	-
-	-	-	-	-	-	-
-	-	-	-	-	-	-
534	153	-	-	-	-	-
-	-	-	-	-	-	-
-	39	-	-	-	-	-
58	-	-	-	-	-	-
-	-	-	-	-	-	-
-	-	-	-	-	-	-
-	228	-	-	-	-	-
10,048	5,067	3,830	5,642	2,820	134,472	-
-	267	-	-	-	-	-
243	-	-	-	-	287	-
2,393	1,676	306	388	485	675	-
1,616	388	-	733	500	12,690	-
452	93	451	728	-	3,238	-
-	-	-	-	-	11,271	-
-	-	-	-	-	752	-
-	97	243	752	-	1,092	-
921	2,449	2,442	777	1,834	60,714	-
-	-	-	-	-	2,021	-
4,423	97	388	2,263	-	34,443	-
-	-	-	-	-	7,203	-
-	-	-	-	-	85	-
<b>AFRICA (CONTINUED)</b>						
LIBERIA						
MADAGASCAR						
MALAWI						
MALI						
MAURITANIA						
NIGER						
RWANDA						
SENEGAL						
SEYCHELLES						
SIERRA LEONE						
SOMALIA						
SUDAN						
TOGO						
UGANDA						
<b>AMERICAN REPUBLICS</b>						
ANTIGUA & BARBUDA						
BARBADOS						
BOLIVIA - INTL NARC						
COLOMBIA						
COLOMBIA - INTL NARC						
COSTA RICA						
ECUADOR - INTL NARC						
EL SALVADOR						
GUATEMALA						
HONDURAS						
MEXICO						
ST VINCENT + GREN.						

TOTALS MAY NOT ADD DUE TO ROUNDING

\*LESS THAN \$500

**FOREIGN MILITARY SALES DELIVERIES  
INCLUDES CONSTRUCTION  
(Dollars in Billions)**



FOREIGN MILITARY SALES DELIVERIES

(DOLLARS IN THOUSANDS)

	FY 1950	FY 1987	FY 1988	FY 1989	FY 1990	FY 1991	FY 1992
<b>WORLDWIDE</b>	110,556,920	8,724,237	7,194,469	7,717,662	8,777,387	10,053,469	
<b>EAST ASIA AND PACIFIC</b>	17,740,447	2,531,228	2,040,886	1,916,767	1,882,343	2,006,302	
AUSTRALIA	4,927,941	849,690	582,601	384,083	205,163	156,308	
BRUNEI	350	-	-	54	9	-	
CAMBODIA	-	-	-	-	-	-	
CHINA	4,837	39,021	179,562	-	-	-	
FIJI	1,829	-	-	-	-	-	
INDONESIA	8,542	-	-	-	-	-	
JAPAN	313,441	32,076	31,896	184,809	17,882	19,956	
KOREA (SEOUL)	2,670,441	217,673	206,354	271,583	517,924	571,411	
LAOS	3,429,094	325,570	315,662	327,539	230,440	308,961	
MALAYSIA	159,542	2,836	2,513	3,847	3,308	3,199	
MYANMAR	7,486	1,249	-	-	-	-	
NEW ZEALAND	201,923	10,473	11,694	9,880	9,565	12,211	
PAPUA NEW GUINEA	327	*	*	-	-	-	
REP OF PHILIPPINES	285,224	68,739	71,702	61,458	108,240	98,257	
SINGAPORE	631,949	190,442	35,652	44,193	62,277	24,245	
TAIWAN	3,599,934	503,106	393,499	454,777	549,381	711,405	
THAILAND	1,496,419	290,354	209,751	174,543	178,153	100,345	
TONGA	-	-	-	-	-	1	4
VIETNAM	1,167	-	-	-	-	-	-
<b>NEAR EAST AND SOUTH ASIA</b>	53,903,177	2,586,137	1,607,989	2,503,741	3,993,905	5,341,092	
ALGERIA	600	2,463	15	300	414	300	
BAHRAIN	230,840	32,104	26,227	251,082	60,079	106,307	
BANGLADESH	1,430	10	302	504	218	448	
EGYPT	5,038,030	472,654	296,750	368,093	482,303	1,026,741	
INDIA	78,572	14	675	40	359	36	
IRAN	10,666,682	-	-	-	-	-	
IRAQ	13,152	-	-	-	-	-	
ISRAEL	10,372,679	754,134	230,261	146,289	237,975	720,345	
JORDAN	1,525,256	55,444	59,517	41,211	22,856	19,513	
KUWAIT	940,842	41,010	46,442	51,541	74,845	815,045	
LEBANON	534,302	11,947	3,874	1,995	323	1,307	
LIBYA	28,249	-	-	-	-	-	
MOROCCO	762,308	73,551	31,289	40,392	18,185	37,561	
NEPAL	73	-	314	64	795	2	
OMAN	82,185	826	498	6,115	42,017	5,782	
PAKISTAN	1,783,555	138,914	175,226	618,300	-	-	
QATAR	1,114	514	269	30	59	260	
SAUDI ARABIA	21,002,682	937,582	616,731	873,923	2,742,494	2,386,924	
SRI LANKA	4	1,298	43	406	-	-	
SYRIA	1	-	-	-	-	-	
TUNISIA	421,645	20,129	24,917	31,512	23,821	15,572	

TOTALS MAY NOT ADD DUE TO ROUNDING

\*LESS THAN \$500

FOREIGN MILITARY SALES DELIVERIES

(DOLLARS IN THOUSANDS)

	FY 1993	FY 1994	FY 1995	FY 1996	FY 1997	FY 1997	FY 1950
11,313,734	9,467,058	11,939,865	11,574,274	19,233,337	216,552,413		
2,050,527	2,706,496	3,369,757	2,781,607	7,297,506	46,323,934		
259,167	354,310	308,233	229,045	196,522	8,453,062		
11,439	20,629	1,064	455	705	2,224		
		4,226			259,714		
					1,829		
39,098	16,566	11,485	10,942	13,399	8,542		
379,748	784,830	752,940	786,190	512,284	691,549		
305,592	381,144	441,897	342,228	483,208	7,671,379		
6,199	11,370	9,443	38,722	14	6,891,334		
7,700	9,524	14,698	11,686	16,369	14		
39,710	45,129	58,721	88,855	29,386	257,891		
78,367	86,793	58,612	80,398	133,042	8,735		
817,571	845,116	1,352,657	852,576	5,696,155	315,723		
105,899	151,058	355,741	340,483	199,512	327		
108	26	40	10	*	955,420		
					1,425,970		
					15,776,177		
					3,602,257		
					189		
					1,167		
6,555,866	3,712,195	6,437,174	5,241,628	8,240,360	100,123,270		
1,710	220	6			6,029		
69,436	70,753	39,585	39,855	67,504	993,771		
		907	1,659	2,372	7,850		
1,238,625	890,049	1,536,482	1,112,411	1,180,694	13,642,833		
12	31	24	12	9	79,786		
					10,666,682		
					13,152		
781,630	412,327	327,609	385,866	504,235	14,873,351		
24,944	31,490	47,046	15,704	58,260	1,901,239		
840,364	217,461	476,326	627,540	1,390,668	5,522,083		
4,883	3,627	40,875	31,742	32,955	667,830		
18,696	16,851	22,172	21,563	11,331	28,249		
1	6				1,053,898		
7,414	8,840	5,886	5,157	4,928	1,255		
			4,321	200,340	169,648		
1,035	833	349	512	430	2,920,656		
3,453,311	1,991,644	3,568,019	2,853,543	4,660,138	45,086,989		
5	19	229	57	25	2,085		
					1		
16,529	27,133	26,682	19,072	12,046	639,058		

TOTALS MAY NOT ADD DUE TO ROUNDING

\*LESS THAN \$500

FOREIGN MILITARY SALES DELIVERIES (CONTINUED)  
(DOLLARS IN THOUSANDS)

	FY 1950	FY 1987	FY 1988	FY 1989	FY 1990	FY 1991	FY 1992
<u>NEAR EAST AND SOUTH ASIA (CONTINUED)</u>							
UNITED ARAB EMIRATES	122,718	37,324	86,313	66,656	282,292	204,957	-
YEMEN	296,258	6,219	8,325	5,289	4,869	-	-
<u>EUROPE AND CANADA</u>	<u>33,242,875</u>	<u>3,211,047</u>	<u>3,178,632</u>	<u>2,941,802</u>	<u>2,594,234</u>	<u>2,343,977</u>	-
ALBANIA	-	-	-	-	-	-	-
AUSTRIA	200,696	10,748	3,836	6,996	4,759	3,586	-
BELGIUM	1,905,252	183,453	134,638	149,510	155,170	32,021	-
BULGARIA	-	-	-	-	-	-	-
CANADA	2,141,752	213,776	143,587	119,034	164,456	122,503	-
CZECH REPUBLIC	-	-	-	-	-	-	-
DENMARK	1,127,024	127,734	84,879	35,364	32,566	39,418	-
ESTONIA	-	-	-	-	-	-	-
FINLAND	6,033	3,781	196	983	264	11,494	-
FRANCE	749,304	36,822	41,694	108,531	35,953	35,748	-
GERMANY	8,534,697	381,502	631,781	366,415	476,006	510,382	-
GREECE	2,089,142	128,970	137,349	113,542	123,862	162,944	-
HUNGARY	-	-	-	-	-	-	-
ICELAND	544	-	-	-	-	-	-
IRELAND	841	42	9	5	-	-	-
ITALY	1,073,856	61,627	63,616	61,287	61,146	52,138	-
LATVIA	-	-	-	-	-	-	-
LITHUANIA	-	-	-	-	-	-	-
LUXEMBOURG	6,514	296	691	95	182	162	-
MACEDONIA (FYROM)	-	-	-	-	-	-	-
MALTA	-	-	-	-	73	50	-
NETHERLANDS	3,382,981	320,910	384,453	396,591	386,624	236,462	-
NORWAY	1,614,553	117,225	95,161	116,626	72,610	36,036	-
POLAND	-	-	-	-	-	-	-
PORTUGAL	215,475	15,078	31,743	71,581	39,540	89,313	-
ROMANIA	-	-	-	-	-	-	-
SLOVAKIA	-	-	-	-	-	-	-
SLOVENIA	-	-	-	-	-	-	-
SPAIN	2,196,761	637,010	655,643	406,300	155,314	138,350	-
SWEDEN	144,712	57,419	8,469	3,959	3,257	2,494	-
SWITZERLAND	1,111,017	15,069	5,607	17,543	11,966	13,925	-
TURKEY	2,369,745	688,100	620,929	760,801	626,575	703,369	-
UNITED KINGDOM	5,002,380	211,438	130,549	205,293	243,000	153,583	-
YUGOSLAVIA	77,596	48	3,802	1,345	912	-	-
<u>AFRICA</u>	<u>870,594</u>	<u>83,136</u>	<u>77,961</u>	<u>47,180</u>	<u>33,882</u>	<u>27,743</u>	<u>*</u>
BENIN	-	-	-	-	-	-	-
BOTSWANA	703	6,659	2,559	1,384	523	1,184	-
BURUNDI	-	-	-	-	-	21	-
CAMEROON	26,449	3,869	893	144	293	417	-

TOTALS MAY NOT ADD DUE TO ROUNDING

\*LESS THAN \$500

FOREIGN MILITARY SALES DELIVERIES (CONTINUED)  
(DOLLARS IN THOUSANDS)

FY 1993	FY 1994	FY 1995	FY 1996	FY 1997	FY 1997	FY 1950
97,270	40,912	344,978	122,614	114,426	1,520,460	
2,449,058	2,806,236	1,902,720	3,113,502	3,490,420	61,981,501	
4,252	3,295	3,108	3,163	74,105	318,544	
12,197	18,675	7,885	157,833	109,592	2,866,226	
229,755	169,066	127,645	164,044	84,260	3,679,877	
47,851	21,052	53,956	92,133	49,035	1,711,011	
1,769	6,486	15	268	365	647	
40,997	77,773	164,958	251,881	48,283	496,126	
356,263	152,134	236,163	377,692	211,286	1,341,829	
226,111	235,961	220,663	210,073	717,413	4,366,031	
128	2,759	4,509	3,155	116	10,668	
33	14	5	40	*	544	
72,395	181,439	53,852	76,701	50,963	1,809,018	
-	-	4	319	64	387	
331	365	69	355	159	514	
8	55	16	573	6,562	15,839	
113,559	139,557	157,367	396,725	173,876	204	
29,088	18,927	25,275	134,758	98,101	6,089,105	
81,861	228,197	89,739	533	174	2,358,358	
-	-	-	18,838	71,090	952,453	
-	-	*	14	5,828	5,842	
-	-	-	-	9	9	
202,867	403,425	192,928	419,353	219,525	5,627,476	
70,286	13,663	3,664	18,482	20,674	347,079	
19,995	19,770	13,188	95,296	56,885	1,380,260	
755,811	937,019	374,425	482,850	1,167,109	9,485,733	
183,499	176,606	108,286	152,727	228,586	6,795,947	
15,965	16,475	13,964	25,612	10,792	1,223,303	
45	32	54	29	159	319	
855	800	1,312	2,227	603	18,807	
44	*	-	-	-	65	
788	163	46	13,623	188	46,874	

NEAR EAST AND SOUTH ASIA (CONTINUED)

UNITED ARAB EMIRATES  
YEMEN

EUROPE AND CANADA

ALBANIA  
AUSTRIA  
BELGIUM  
BULGARIA  
CANADA  
CZECH REPUBLIC  
DENMARK  
ESTONIA  
FINLAND  
FRANCE  
GERMANY  
GREECE  
HUNGARY  
ICELAND  
IRELAND  
ITALY  
LATVIA  
LITHUANIA  
LUXEMBOURG  
MACEDONIA (FYROM)  
MALTA  
NETHERLANDS  
NORWAY  
POLAND  
PORTUGAL  
ROMANIA  
SLOVAKIA  
SLOVENIA  
SPAIN  
SWEDEN  
SWITZERLAND  
TURKEY  
UNITED KINGDOM  
YUGOSLAVIA

AFRICA  
BENIN  
BOTSWANA  
BURUNDI  
CAMEROON

TOTALS MAY NOT ADD DUE TO ROUNDING

\*LESS THAN \$500



FOREIGN MILITARY SALES DELIVERIES (CONTINUED)

(DOLLARS IN THOUSANDS)

	FY 1950	FY 1987	FY 1988	FY 1989	FY 1990	FY 1991	FY 1992
AFRICA (CONTINUED)							
CAPE VERDE	-	-	-	-	23	11	902
CENTRAL AFRICAN REP	-	-	315	70	27	21	1
CHAD	3,894	4,386	1,107	3,664	6,428	1,952	1,952
COMOROS	-	-	-	-	-	-	10
CONGO (BRAZZAVILLE)	111,128	7,233	3,734	6,894	4,523	4,523	-
CONGO (KINSHASA)	4,805	1,717	343	350	752	2,096	-
DJIBOUTI	-	73	19	106	40	180	-
EQUATORIAL GUINEA	-	-	-	-	-	-	-
ERITREA	86,561	-	-	-	-	-	-
ETHIOPIA	2,239	2,880	537	10	1	*	1
GABON	-	17	34	28	354	428	-
GAMBIA	-	3	3	4	*	*	-
GHANA	518	102	553	3,438	530	530	85
GUINEA	1,940	49	133	158	128	90	128
GUINEA-BISSAU	1	160	36	17	50	198	-
IVORY COAST	10	7,863	9,437	15,557	6,668	15,263	-
KENYA	162,392	-	-	-	-	-	-
LESOTHO	-	2,369	226	3,392	-	-	-
LIBERIA	38,707	761	1,157	434	29	663	-
MADAGASCAR	76	1,333	698	199	1,636	155	-
MALAWI	15	194	260	177	16	72	-
MALI	155	-	-	-	286	-	-
MAURITANIA	46	-	-	-	-	-	-
MAURITIUS	-	-	-	-	-	-	-
MOZAMBIQUE	-	-	-	-	-	-	-
NAMIBIA	-	-	-	-	-	-	-
NIGER	7,587	2,110	870	924	685	1,021	39
NIGERIA	59,179	797	1,719	1,304	663	43	1,021
RWANDA	1,226	*	6	170	84	*	43
SAO TOME & PRINCIPE	-	-	11	115	19	19	*
SENEGAL	3,018	3,346	1,029	234	1,069	1,817	250
SEYCHELLES	-	-	-	-	27	27	167
SIERRA LEONE	37	27	1,146	87	559	607	167
SOMALIA	98,194	15,846	21,122	8,328	8,353	-	-
SOUTH AFRICA	3,149	-	-	-	-	-	-
SUDAN	258,563	20,744	30,258	-	-	-	-
TANZANIA	-	-	-	-	-	-	-
TOGO	-	284	-	-	11	1	9
UGANDA	-	-	-	-	84	84	40
ZAMBIA	-	-	-	-	51	51	31
ZIMBABWE	-	-	-	-	-	-	1

TOTALS MAY NOT ADD DUE TO ROUNDING.

\*LESS THAN \$500

FOREIGN MILITARY SALES DELIVERIES (CONTINUED)

(DOLLARS IN THOUSANDS)

FY 1993	FY 1994	FY 1995	FY 1996	FY 1997	FY 1990	FY 1997
116	371	6	21	186	1,636	
16	88	19	1	18	575	
3,686	995	3,035	349	120	29,617	
14	66	-	-	-	80	
4	-	-	-	-	13	
677	875	-	-	-	133,511	
1,091	-	399	283	49	12,346	
-	-	139	54	-	1,509	
34	160	476	818	1,403	1,596	
25	27	178	33	22	88,772	
4	432	-	-	-	5,960	
1,450	51	573	402	109	1,318	
22	60	4	-	-	1,667	
751	173	248	237	1,058	8,163	
821	367	28	88	13	2,298	
*	7,331	5,848	4,137	2,057	1,720	
-	1	*	1	2	237,372	
186	92	-	-	-	4	
92	59	186	105	137	44,695	
37	88	89	89	239	3,828	
-	-	19	27	21	4,603	
-	-	-	-	-	435	
-	-	-	-	-	962	
251	213	-	215	356	573	
686	369	371	691	37	37	
505	6	142	1,541	282	1,847	
17	47	1	*	*	15,936	
17	10	-	-	-	64,216	
2,896	2,983	523	318	1,183	1,551	
32	24	18	2	154	426	
531	285	68	15	*	425	
-	-	-	-	-	3,363	
-	-	-	9	614	151,844	
31	32	3	-	-	309,565	
196	-	-	-	-	76	
-	-	-	-	-	615	
-	-	*	64	920	1,066	
-	12	170	153	78	413	
48	265	9	77	22	422	

AFRICA (CONTINUED)

CAPE VERDE  
CENTRAL AFRICAN REP  
CHAD  
COMOROS  
CONGO (BRAZZAVILLE)  
CONGO (KINSHASA)  
DJIBOUTI  
EQUATORIAL GUINEA  
ERITREA  
ETHIOPIA  
GABON  
GAMBIA  
GHANA  
GUINEA  
GUINEA-BISSAU  
IVORY COAST  
KENYA  
LESOTHO  
LIBERIA  
MADAGASCAR  
MALAWI  
MALI  
MAURITANIA  
MAURITIUS  
MOZAMBIQUE  
NAMIBIA  
NIGER  
NIGERIA  
RWANDA  
SAO TOME & PRINCIPE  
SENEGAL  
SEYCHELLES  
SIERRA LEONE  
SOMALIA  
SOUTH AFRICA  
SUDAN  
TANZANIA  
TOGO  
UGANDA  
ZAMBIA  
ZIMBABWE

TOTALS MAY NOT ADD DUE TO ROUNDING

\*LESS THAN \$500

FOREIGN MILITARY SALES DELIVERIES (CONTINUED)

(DOLLARS IN THOUSANDS)

	FY 1950	FY 1987	FY 1988	FY 1989	FY 1990	FY 1991	FY 1992
AMERICAN REPUBLICS	2,698,348	247,665	231,369	241,934	188,864	280,122	
ANTIGUA & BARBUDA	1,675	431	659	823	566	351	
ARGENTINA	192,771	2,996	3,008	2,730	4,454	4,164	
BARBADOS	299	197	42	321	323	164	
BELIZE	1,232	316	195	352	164	299	
BOLIVIA	6,127	1,292	3,425	2,634	659	1,084	
BOLIVIA - INTL NARC	-	-	-	260	11,618	20,378	
BRAZIL	333,234	14,134	39,141	30,206	24,604	65,937	
CHILE	171,971	-	-	708	530	3,841	
COLOMBIA	84,381	36,633	7,248	37,288	8,870	18,327	
COLOMBIA - INTL NARC	-	-	-	24	7,117	29,937	
COSTA RICA	23,603	1,787	1,131	659	1,063	495	
CUBA	4,510	-	-	-	-	-	
DOMINICA	1,490	230	367	529	107	256	
DOMINICAN REPUBLIC	17,439	4,076	2,001	1,638	1,211	1,127	
ECUADOR	116,415	5,183	7,354	7,324	3,745	6,912	
ECUADOR - INTL NARC	-	-	-	-	16	321	
EL SALVADOR	410,162	79,311	84,641	81,503	54,508	63,007	
GRENADE	4,900	329	462	618	266	479	
GUATEMALA	35,062	4,155	6,378	6,042	6,834	-	
GUYANA	-	-	-	-	-	-	
HAITI	2,503	402	37	161	297	-	
HONDURAS	188,778	48,873	46,449	27,849	25,481	20,144	
JAMAICA	12,484	5,304	1,777	1,043	1,214	2,336	
MEXICO	124,086	9,571	7,708	12,562	6,886	12,627	
NICARAGUA	5,205	-	-	-	-	-	
PANAMA	23,670	422	-	3,217	2,173	1,846	
PARAGUAY	971	-	-	-	11	16	
PERU	174,991	3,146	4,364	2,159	2,018	3,502	
PERU - INTL NARC	-	-	-	-	238	2,299	
ST KITTS AND NEVIS	2,170	88	199	379	378	347	
ST LUCIA	1,226	330	324	262	143	366	
ST VINCENT + GREN.	1,276	251	92	377	142	317	
SURINAME	1	-	-	-	-	-	
TRINIDAD - TOBAGO	112	*	8	-	151	464	
URUGUAY	21,149	835	1,042	751	621	2,979	
VENEZUELA	734,454	27,374	13,315	19,515	22,456	15,798	
INTERNATL. ORG. AND VARIOUS	1,394,479	65,026	57,634	66,239	84,159	54,227	

NOTE: PRIOR TO THE FY 1981 EDITION OF THIS BOOKLET, FOREIGN MILITARY CONSTRUCTION SALES (FMCS) DELIVERIES WERE INCLUDED WITHIN THE FOREIGN MILITARY SALES (FMS) DELIVERIES TABLE. NOW FMCS AND FMS ARE DISPLAYED SEPARATELY FOR ALL FISCAL YEARS.

TOTALS MAY NOT ADD DUE TO ROUNDING

\*LESS THAN \$500

FOREIGN MILITARY SALES DELIVERIES (CONTINUED)  
(DOLLARS IN THOUSANDS)

	FY 1993	FY 1994	FY 1995	FY 1996	FY 1997	FY 1997	FY 1950
	192,575	170,904	160,626	331,065	127,306	4,870,777	
	369	510	739	154	140	6,416	AMERICAN REPUBLICS
	5,078	6,794	11,571	12,649	5,737	251,952	ANTIGUA & BARBUDA
	603	539	363	495	252	3,599	ARGENTINA
	535	525	119	314	314	4,365	BARBADOS
	156	14	49	376	7	15,823	BELIZE
	17,917	12,298	15,356	8,924	6,172	92,923	BOLIVIA
	25,518	25,155	24,463	169,103	37,611	789,105	BOLIVIA - INTL NARC
	3,968	4,247	4,272	2,424	2,370	194,332	BRAZIL
	11,845	19,171	30,963	44,699	21,048	320,473	CHILE
	35,601	29,445	25,635	18,614	5,296	151,668	COLOMBIA
	200	597	155	928	120	30,737	COLOMBIA - INTL NARC
	301	510	559	-	-	4,510	COSTA RICA
	1,050	1,108	1,060	182	52	4,583	CUBA
	4,550	2,526	1,418	418	470	31,598	DOMINICA
	592	876	205	1,503	1,211	158,142	DOMINICAN REPUBLIC
	40,274	25,908	17,065	16,889	45	2,210	ECUADOR
	521	537	654	406	173	879,203	ECUADOR - INTL NARC
	-	-	-	-	-	9,345	EL SALVADOR
	-	-	22	10	47	58,470	GUATEMALA
	-	-	-	2,063	1,924	7,387	GUYANA
	12,081	11,393	3,993	17,212	3,703	405,956	HAITI
	2,105	1,552	1,511	2,332	614	32,274	HONDURAS
	4,677	5,924	2,060	4,430	9,527	200,060	JAMAICA
	1,878	1,277	523	146	195	5,205	MEXICO
	16	10	8	11	16	35,347	NICARAGUA
	-	-	-	125	252	1,060	PANAMA
	-	-	-	885	899	190,557	PARAGUAY
	411	530	486	228	22	4,320	PERU
	363	719	599	609	174	5,239	PERU - INTL NARC
	335	505	552	1,366	159	5,115	ST KITTS AND NEVIS
	102	107	1,149	164	178	2,436	ST LUCIA
	414	967	1,411	1,925	1,177	33,270	ST VINCENT + GREN.
	21,117	17,160	13,667	21,326	21,464	927,647	SURINAME
	49,673	54,754	55,624	80,859	66,954	2,029,627	TRINIDAD - TOBAGO
							URUGUAY
							VENEZUELA
							INTERNATL. ORG. AND VARIOUS

TOTALS MAY NOT ADD DUE TO ROUNDING

\*LESS THAN \$500

FOREIGN MILITARY CONSTRUCTION SALES DELIVERIES  
(DOLLARS IN THOUSANDS)

	FY 1950	FY 1987	FY 1988	FY 1982	FY 1990	FY 1991	FY 1992
<b>WORLDWIDE</b>		14,443,318	411,013	390,827	347,754	413,155	335,131
<b>EAST ASIA AND PACIFIC</b>							
CAMBODIA	1	-	-	-	-	-	-
KOREA (SEOUL)	1	-	-	-	-	-	-
SINGAPORE	-	-	-	-	-	-	-
TAIWAN	-	-	-	-	-	-	-
<b>NEAR EAST AND SOUTH ASIA</b>							
BAHRAIN		14,392,624	387,048	376,490	337,983	401,696	326,908
EGYPT		6,260	2,882	5,721	2,693	726	332
IRAN		32,008	24,521	24,168	72,197	91,963	66,850
ISRAEL		2,581	-	-	-	-	-
JORDAN		-	-	-	-	-	-
KUWAIT		985	-	-	-	-	-
LIBYA		970	-	-	-	-	-
LIBYA		1,344	-	-	-	35,619	43,401
MOROCCO		-	-	-	-	-	-
OMAN		1,511	-	-	-	-	-
SAUDI ARABIA		14,346,370	359,646	346,602	263,093	273,388	216,326
YEMEN	2	-	-	-	-	-	-
<b>EUROPE AND CANADA</b>							
CANADA		8,640	-	29	2	7	939
FRANCE		519	-	29	-	-	-
GERMANY		7,867	-	-	-	-	939
GREECE		-	-	-	2	7	-
UNITED KINGDOM		254	-	-	-	-	-
<b>AFRICA</b>							
BOTSWANA		18,710	4,812	4,041	1,308	724	584
BURUNDI		-	-	-	-	-	9
CAMEROON		-	-	-	-	-	-
CAPE VERDE		-	-	-	-	-	-
CENTRAL AFRICAN REP		-	-	43	36	5	9
CHAD		-	-	-	-	-	-
DJIBOUTI		-	-	-	-	-	-
EQUATORIAL GUINEA		-	*	2	13	27	58
ERITREA		-	-	-	-	*	7
ETHIOPIA		-	-	-	-	-	-
GABON		-	-	-	-	-	-
GAMBIA		-	-	-	-	13	17
GHANA		54	4	49	4	11	9
GHANA		104	106	106	118	1	4
GUINEA		-	-	-	41	45	9
IVORY COAST		2	16	100	227	111	185
KENYA		-	-	34	11	13	*
LESOTHO		-	-	-	-	-	-

TOTALS MAY NOT ADD DUE TO ROUNDING

\*LESS THAN \$500

FOREIGN MILITARY CONSTRUCTION SALES DELIVERIES

(DOLLARS IN THOUSANDS)

	FY 1993	FY 1994	FY 1995	FY 1996	FY 1997	FY 1998
<u>WORLDWIDE</u>	<u>352,447</u>	<u>269,033</u>	<u>218,223</u>	<u>141,460</u>	<u>97,684</u>	<u>17,420,045</u>
<u>EAST ASIA AND PACIFIC</u>	<u>383</u>	<u>151</u>	-	<u>6</u>	<u>326</u>	<u>867</u>
CAMBODIA	-	-	-	-	36	36
KOREA (SEOUL)	-	-	-	-	-	1
SINGAPORE	383	151	-	6	290	296
TAIWAN	-	-	-	-	-	533
<u>NEAR EAST AND SOUTH ASIA</u>	<u>298,700</u>	<u>234,584</u>	<u>199,427</u>	<u>106,827</u>	<u>83,359</u>	<u>17,145,648</u>
BAHRAIN	1,063	527	265	168	264	20,900
EGYPT	124,034	139,210	82,980	57,012	45,569	760,512
IRAN	-	-	-	-	-	594
ISRAEL	-	-	-	-	-	2,581
JORDAN	-	-	-	-	-	985
KUWAIT	52,471	3,555	8,220	585	488	145,308
LIBYA	-	-	-	-	-	1,344
MOROCCO	-	-	*	11	3	14
OMAN	-	-	-	-	-	1,511
SAUDI ARABIA	121,134	91,291	107,961	49,051	37,035	16,211,896
YEMEN	-	-	-	-	-	2
<u>EUROPE AND CANADA</u>	<u>43,819</u>	<u>25,082</u>	<u>4,282</u>	<u>27,244</u>	<u>6,830</u>	<u>116,874</u>
CANADA	-	-	-	-	-	519
FRANCE	-	-	-	-	-	29
GERMANY	113	18	4,262	27,244	422	40,864
GREECE	-	-	-	-	-	9
UNITED KINGDOM	43,706	25,064	20	-	6,408	75,453
<u>AFRICA</u>	<u>423</u>	<u>1,738</u>	<u>523</u>	<u>1,124</u>	<u>1,207</u>	<u>35,194</u>
BOTSWANA	5	2	5	4	57	81
BURUNDI	*	*	-	-	-	*
CAMEROON	*	82	80	62	70	294
CAPE VERDE	3	2	3	33	2	52
CENTRAL AFRICAN REP	44	37	9	1	*	176
CHAD	-	-	*	20	6	26
DJIBOUTI	46	321	7	95	160	729
EQUATORIAL GUINEA	12	-	-	-	-	19
ERITREA	-	-	6	111	243	361
ETHIOPIA	-	-	5	161	6	172
GABON	*	134	-	-	-	164
GAMBIA	*	1	-	-	-	77
GHANA	1	2	162	5	105	662
GUINEA	14	1	-	-	-	110
IVORY COAST	6	1	2	41	24	716
KENYA	*	-	-	3	390	452
LESOTHO	5	23	3	39	67	137

TOTALS MAY NOT ADD DUE TO ROUNDING

\*LESS THAN \$500

FOREIGN MILITARY CONSTRUCTION SALES DELIVERIES (CONTINUED)  
(DOLLARS IN THOUSANDS)

	FY 1950	FY 1987	FY 1988	FY 1989	FY 1990	FY 1991	FY 1992
AFRICA (CONTINUED)							
LIBERIA	6,882	-	211	43	164	-	-
MADAGASCAR	-	37	13	3	121	39	-
MALAWI	-	21	11	160	1	14	-
MAITI	-	73	18	-	-	-	6
MAURITANIA	187	29	112	178	54	2	-
NIGER	69	14	14	5	178	243	85
RWANDA	-	482	1,205	20	4	1	20
SENEGAL	-	-	-	1,205	258	194	159
SEYCHELLES	336	-	56	-	-	-	-
SIERRA LEONE	-	185	154	59	69	2	7
SOMALIA	11,019	3,585	1,880	154	10	*	-
SUDAN	-	-	-	1,880	-	-	-
TOGO	-	-	-	-	-	-	-
UGANDA	-	-	-	-	-	-	2
AMERICAN REPUBLICS							
ANTIGUA & BARBUDA	23,343	19,153	10,267	8,460	10,728	6,700	-
BARBADOS	-	-	-	-	-	-	-
BOLIVIA - INTL NARC	-	-	-	-	-	1,929	1,750
COLOMBIA	-	-	-	-	-	-	-
COLOMBIA - INTL NARC	-	-	-	-	-	5	316
COSTA RICA	630	*	1	1	3	1	-
ECUADOR - INTL NARC	-	-	-	-	-	-	-
EL SALVADOR	13,884	13,835	7,030	5,237	3,664	3,664	2,074
GUATEMALA	-	-	-	8	87	1,926	-
HONDURAS	2,410	5,318	2,366	3,134	3,202	3,202	2,560
MEXICO	6,419	-	784	-	-	-	-
ST VINCENT + GREN.	-	-	78	-	-	-	-

SEE NOTE, FOREIGN MILITARY SALES DELIVERIES.

TOTALS MAY NOT ADD DUE TO ROUNDING

\*LESS THAN \$500

FOREIGN MILITARY CONSTRUCTION SALES DELIVERIES (CONTINUED)

(DOLLARS IN THOUSANDS)

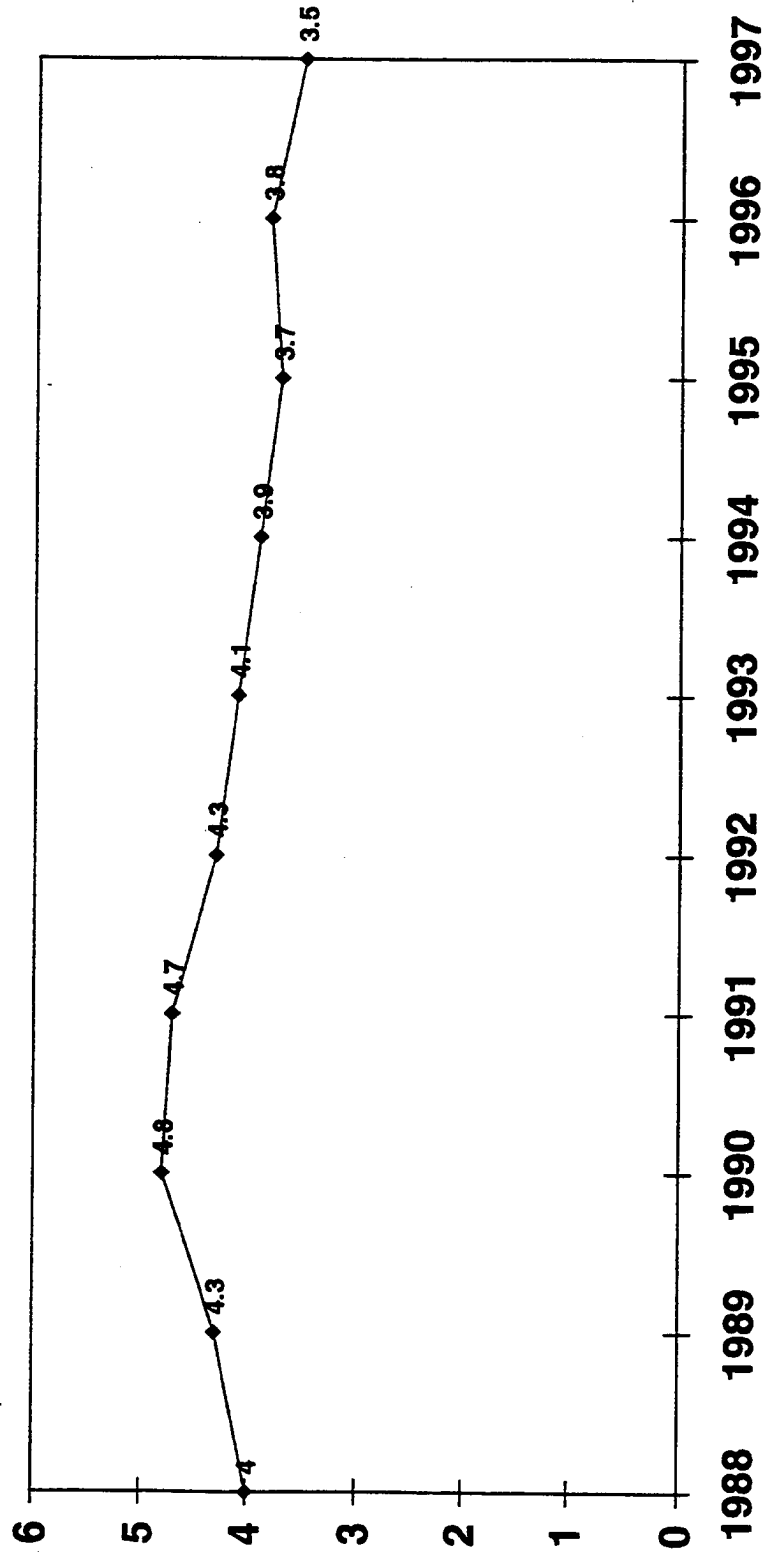
FY 1993	FY 1994	FY 1995	FY 1996	FY 1997	FY 1998	FY 1999
-	-	-	-	-	-	-
13	1	-	-	-	-	7,300
11	*	39	*	*	*	177
6	64	4	*	*	*	276
-	-	-	-	-	-	112
181	987	135	383	-	-	326
12	6	-	-	-	-	2,496
59	35	13	123	50	105	105
-	-	13	*	15	28	2,649
1	41	37	-	-	608	28
-	-	-	-	-	350	608
1	-	-	-	-	16,484	350
-	-	-	-	-	2	16,484
-	-	*	42	11	54	2
9,121	7,477	13,992	6,259	5,963	121,462	54
<b>AFRICA (CONTINUED)</b>						
<b>LIBERIA</b>						
<b>MADAGASCAR</b>						
<b>MALAWI</b>						
<b>MALI</b>						
<b>MAURITANIA</b>						
<b>NIGER</b>						
<b>RWANDA</b>						
<b>SENEGAL</b>						
<b>SEYCHELLES</b>						
<b>SIERRA LEONE</b>						
<b>SOMALIA</b>						
<b>SUDAN</b>						
<b>TOGO</b>						
<b>UGANDA</b>						
<b>AMERICAN REPUBLICS</b>						
<b>ANTIGUA &amp; BARBUDA</b>						
<b>BARBADOS</b>						
<b>BOLIVIA - INTL NARC</b>						
<b>COLOMBIA</b>						
<b>COLOMBIA - INTL NARC</b>						
<b>COSTA RICA</b>						
<b>ECUADOR - INTL NARC</b>						
<b>EL SALVADOR</b>						
<b>GUATEMALA</b>						
<b>HONDURAS</b>						
<b>MEXICO</b>						
<b>ST VINCENT + GREN.</b>						

TOTALS MAY NOT ADD DUE TO ROUNDING

\*LESS THAN \$500



# FOREIGN MILITARY FINANCING PROGRAM (Dollars in Billions)



FOREIGN MILITARY FINANCING PROGRAM

(DOLLARS IN THOUSANDS)

	FY 1950	FY 1987	FY 1988	FY 1989	FY 1990	FY 1991	FY 1992
<b>WORLDWIDE</b>							
PAYMENT WAIVED	53,424,272	4,049,000	4,272,750	4,757,992	4,693,363	4,274,476	4,274,476
DOD DIRECT	16,878,677	3,286,000	3,862,750	4,353,738	4,215,418	3,929,476	3,929,476
DOD GUARANTY	8,737,102	763,000	410,000	404,254	477,945	345,000	345,000
	27,808,500	-	-	-	-	-	-
<b>EAST ASIA AND PACIFIC</b>							
PAYMENT WAIVED	4,578,242	27,500	-	143,412	143,412	210,543	25,000
DOD DIRECT	1,071,449	27,500	-	143,412	185,543	25,000	25,000
DOD GUARANTY	3,506,800	-	-	-	-	-	-
<b>AUSTRALIA</b>							
DOD DIRECT	115,586	-	-	-	-	-	-
DOD GUARANTY	115,586	-	-	-	-	-	-
<b>CAMBODIA</b>							
PAYMENT WAIVED	-	-	-	-	-	-	-
<b>INDONESIA</b>							
DOD DIRECT	348,340	4,000	-	-	-	25,000	-
DOD GUARANTY	55,140	4,000	-	-	-	25,000	-
	293,200	-	-	-	-	-	-
<b>JAPAN</b>							
DOD DIRECT	34,772	-	-	-	-	-	-
	34,772	-	-	-	-	-	-
<b>KOREA (SEOUL)</b>							
DOD DIRECT	2,348,573	-	-	-	-	-	-
DOD GUARANTY	454,390	-	-	-	-	-	-
	1,894,183	-	-	-	-	-	-
<b>LAOS</b>							
PAYMENT WAIVED	-	-	-	-	-	-	-
<b>MALAYSIA</b>							
DOD DIRECT	176,910	-	-	-	-	-	-
DOD GUARANTY	38,071 A/	-	-	-	-	-	-
	138,838	-	-	-	-	-	-
<b>NEW ZEALAND</b>							
DOD DIRECT	1,492	-	-	-	-	-	-
	1,492	-	-	-	-	-	-
<b>REP OF PHILIPPINES</b>							
PAYMENT WAIVED	344,100	-	-	140,395	185,543	25,000	25,000
DOD DIRECT	-	-	-	140,395	185,543 B/	25,000	25,000
DOD GUARANTY	8,600 A/	-	-	-	-	-	-
	335,500	-	-	-	-	-	-
<b>SINGAPORE</b>							
DOD GUARANTY	17,221	-	-	-	-	-	-
	17,221	-	-	-	-	-	-

TOTALS MAY NOT ADD DUE TO ROUNDING

\*LESS THAN \$500

FOREIGN MILITARY FINANCING PROGRAM

(DOLLARS IN THOUSANDS)

FY 1993	FY 1994	FY 1995	FY 1996	FY 1997 C/	FY 1997	FY 1950
4,123,705	3,917,203	3,712,246	3,836,343	3,530,286	94,591,643 D/	
3,268,505	3,147,703	3,154,561	3,292,343	3,232,786	52,621,957	WORLDWIDE
855,200	769,500	557,685	544,000	297,500	14,161,186	PAYMENT WAIVED
-	-	-	-	-	27,808,500	DOD DIRECT
-	-	-	-	-	-	DOD GUARANTY
15,000	750	1,300	2,500	1,000	5,005,254	EAST ASIA AND PACIFIC
15,000	750	1,300	2,500	1,000	374,505	PAYMENT WAIVED
-	-	-	-	-	1,123,949	DOD DIRECT
-	-	-	-	-	3,506,800	DOD GUARANTY
-	-	-	-	-	-	AUSTRALIA
-	-	-	-	-	115,586	DOD DIRECT
-	-	-	-	-	115,586	DOD DIRECT
-	750	1,300	2,000	1,000	5,050	CAMBODIA
-	750	1,300	2,000	1,000	5,050	PAYMENT WAIVED
-	-	-	-	-	377,340	INDONESIA
-	-	-	-	-	84,140	DOD DIRECT
-	-	-	-	-	293,200	DOD GUARANTY
-	-	-	-	-	34,772	JAPAN
-	-	-	-	-	34,772	DOD DIRECT
-	-	-	-	-	2,348,573	KOREA (SEOUL)
-	-	-	-	-	454,390	DOD DIRECT
-	-	-	-	-	1,894,183	DOD GUARANTY
-	-	-	500	-	500	LAOS
-	-	-	500	-	500	PAYMENT WAIVED
-	-	-	-	-	176,910	MALAYSIA
-	-	-	-	-	38,071	DOD DIRECT
-	-	-	-	-	138,838	DOD GUARANTY
-	-	-	-	-	1,492	NEW ZEALAND
-	-	-	-	-	1,492	DOD DIRECT
15,000	-	-	-	-	710,038	REP OF PHILIPPINES
15,000	-	-	-	-	365,938	PAYMENT WAIVED
-	-	-	-	-	8,600	DOD DIRECT
-	-	-	-	-	335,500	DOD GUARANTY
-	-	-	-	-	17,221	SINGAPORE
-	-	-	-	-	17,221	DOD GUARANTY

TOTALS MAY NOT ADD DUE TO ROUNDING

\* LESS THAN \$500

FOREIGN MILITARY FINANCING PROGRAM (CONTINUED)

(DOLLARS IN THOUSANDS)

	FY 1950	FY 1987	FY 1988	FY 1982	FY 1990	FY 1991	FY 1992
<u>EAST ASIA AND PACIFIC (CONTINUED)</u>							
TAIWAN							
DOD DIRECT	547,726	-	-	-	-	-	-
DOD GUARANTY	187,866	-	-	-	-	-	-
	359,860	-	-	-	-	-	-
THAILAND							
PAYMENT WAIVED	643,530	23,500	-	3,017	-	-	-
DOD DIRECT	175,531	23,500	-	3,017	-	-	-
DOD GUARANTY	467,999	-	-	-	-	-	-
NEAR EAST AND SOUTH ASIA							
PAYMENT WAIVED	37,144,773	3,372,000	3,422,000	3,411,518	3,172,600	3,153,500	3,153,500
DOD DIRECT	16,831,700	3,130,000	3,422,000	3,411,518	3,162,600	3,153,500	-
DOD GUARANTY	3,333,294	242,000	-	-	10,000	-	-
	16,979,779	-	-	-	-	-	-
BAHRAIN							
PAYMENT WAIVED	-	-	-	-	-	-	1,000
	-	-	-	-	-	-	1,000
EGYPT E/							
PAYMENT WAIVED	9,359,100	1,300,000	1,300,000	1,294,410	1,300,000	1,300,000	1,300,000
DOD GUARANTY	4,809,100	1,300,000	1,300,000	1,294,410	1,300,000	1,300,000	1,300,000
	4,550,000	-	-	-	-	-	-
INDIA							
DOD DIRECT	27,310	-	-	-	-	-	-
	27,310	-	-	-	-	-	-
IRAN							
DOD DIRECT	496,407	-	-	-	-	-	-
DOD GUARANTY	175,705	-	-	-	-	-	-
	320,701	-	-	-	-	-	-
ISRAEL E/F/							
PAYMENT WAIVED	23,226,844	1,800,000	1,800,000	1,792,260	1,800,000	1,800,000	1,800,000
DOD DIRECT	12,022,600	1,800,000	1,800,000	1,792,260	1,800,000	1,800,000	1,800,000
DOD GUARANTY	1,667,103	-	-	-	-	-	-
	9,537,142	-	-	-	-	-	-
JORDAN							
PAYMENT WAIVED	877,685	-	10,000	67,794	20,000	20,000	20,000
DOD DIRECT	227,048	-	10,000	67,794	20,000	20,000	20,000
DOD GUARANTY	650,637	-	-	-	-	-	-
LEBANON							
DOD DIRECT	243,668	-	-	-	-	-	-
DOD GUARANTY	9,168	-	-	-	-	-	-
	234,500	-	-	-	-	-	-

TOTALS MAY NOT ADD DUE TO ROUNDING

\*LESS THAN \$500

FOREIGN MILITARY FINANCING PROGRAM (CONTINUED)

(DOLLARS IN THOUSANDS)

FY 1993	FY 1994	FY 1995	FY 1996	FY 1997	FY 1997	FY 1950
-	-	-	-	-	-	547,726
-	-	-	-	-	-	187,866
-	-	-	-	-	-	359,860
-	-	-	-	-	-	670,047
-	-	-	-	-	-	3,017
-	-	-	-	-	-	199,031
-	-	-	-	-	-	467,999
3,152,500	3,109,000	3,107,300	3,200,300	3,130,045	3,130,045	69,375,536
3,152,500	3,109,000	3,107,300	3,200,300	3,130,045	3,130,045	48,810,463
-	-	-	-	-	-	3,585,294
-	-	-	-	-	-	16,979,779
500	-	-	-	-	-	1,500
500	-	-	-	-	-	1,500
1,300,000	1,300,000	1,300,000	1,300,000	1,300,000	1,300,000	22,353,510
1,300,000	1,300,000	1,300,000	1,300,000	1,300,000	1,300,000	17,803,510
-	-	-	-	-	-	4,550,000
-	-	-	-	-	-	27,310
-	-	-	-	-	-	27,310
-	-	-	-	-	-	496,407
-	-	-	-	-	-	175,705
-	-	-	-	-	-	320,701
1,800,000	1,800,000	1,800,000	1,800,000	1,800,000	1,800,000	41,219,104
1,800,000	1,800,000	1,800,000	1,800,000	1,800,000	1,800,000	30,014,860
-	-	-	-	-	-	1,667,103
-	-	-	-	-	-	9,537,142
9,000	9,000	7,300	100,300	30,045	30,045	1,151,124
9,000	9,000	7,300	100,300	30,045	30,045	273,439
-	-	-	-	-	-	227,048
-	-	-	-	-	-	650,637
-	-	-	-	-	-	243,668
-	-	-	-	-	-	9,168
-	-	-	-	-	-	234,500

EAST ASIA AND PACIFIC (CONTINUED)

TAIWAN  
DOD DIRECT  
DOD GUARANTY

THAILAND  
PAYMENT WAIVED  
DOD DIRECT  
DOD GUARANTY

NEAR EAST AND SOUTH ASIA  
PAYMENT WAIVED  
DOD DIRECT  
DOD GUARANTY

BAHRAIN  
PAYMENT WAIVED

EGYPT  
PAYMENT WAIVED  
DOD GUARANTY

INDIA  
DOD DIRECT

IRAN  
DOD DIRECT  
DOD GUARANTY

ISRAEL  
PAYMENT WAIVED  
DOD DIRECT  
DOD GUARANTY

JORDAN  
PAYMENT WAIVED  
DOD DIRECT  
DOD GUARANTY

LEBANON  
DOD DIRECT  
DOD GUARANTY

TOTALS MAY NOT ADD DUE TO ROUNDING

\*LESS THAN \$500

FOREIGN MILITARY FINANCING PROGRAM (CONTINUED)

(DOLLARS IN THOUSANDS)

	FY 1950 FY 1987	FY 1988	FY 1989	FY 1990	FY 1991	FY 1992
<u>NEAR EAST AND SOUTH ASIA (CONTINUED)</u>						
MOROCCO	457,537	12,000	52,000	42,815	39,600	22,000
PAYMENT WAIVED	-	-	52,000	42,815	39,600	22,000
DOD DIRECT	89,787	12,000	-	-	-	-
DOD GUARANTY	367,750	-	-	-	-	-
OMAN	199,140	-	-	-	3,000	500
PAYMENT WAIVED	-	-	-	-	3,000	500
DOD DIRECT	49,140	-	-	-	-	-
DOD GUARANTY	150,000	-	-	-	-	-
PAKISTAN	1,516,158	260,000	230,000	184,369	-	-
PAYMENT WAIVED	-	30,000	230,000	184,369	-	-
DOD DIRECT	954,311	230,000	-	-	-	-
DOD GUARANTY	561,847	-	-	-	-	-
SAUDI ARABIA	254,167	-	-	-	-	-
DOD DIRECT	65,222	-	-	-	-	-
DOD GUARANTY	188,945	-	-	-	-	-
SRI LANKA	2,308	-	-	-	-	-
DOD DIRECT	308	-	-	-	-	-
DOD GUARANTY	2,000	-	-	-	-	-
TUNISIA	472,192	-	30,000	29,871	10,000	10,000
PAYMENT WAIVED	-	-	30,000	29,871	-	10,000
DOD DIRECT	68,192 A/	-	-	-	10,000	-
DOD GUARANTY	404,000	-	-	-	-	-
YEMEN	12,257	-	-	-	-	-
DOD GUARANTY	12,257	-	-	-	-	-
EUROPE AND CANADA	9,798,070	649,500	850,750	930,980	1,050,000	950,000
PAYMENT WAIVED	-	156,000	440,750	526,726	630,000	605,000
DOD DIRECT	3,719,070	493,500	410,000	404,254	420,000	345,000
DOD GUARANTY	6,079,000	-	-	-	-	-
ALBANIA	-	-	-	-	-	-
PAYMENT WAIVED	-	-	-	-	-	-
AUSTRIA	15,713	-	-	-	-	-
DOD DIRECT	15,713	-	-	-	-	-

TOTALS MAY NOT ADD DUE TO ROUNDING

\*LESS THAN \$500

FOREIGN MILITARY FINANCING PROGRAM (CONTINUED)

(DOLLARS IN THOUSANDS)

	FY 1993	FY 1994	FY 1995	FY 1996	FY 1997	FY 1990	FY 1997
	40,000	-	-	-	-	665,952	
	40,000	-	-	-	-	196,415	MOROCCO
	-	-	-	-	-	101,787	PAYMENT WAIVED
	-	-	-	-	-	367,750	DOD DIRECT
	-	-	-	-	-	-	DOD GUARANTY
	1,000	-	-	-	-	203,640	OMAN
	1,000	-	-	-	-	4,500	PAYMENT WAIVED
	-	-	-	-	-	49,140	DOD DIRECT
	-	-	-	-	-	150,000	DOD GUARANTY
	-	-	-	-	-	2,190,526	PAKISTAN
	-	-	-	-	-	444,369	PAYMENT WAIVED
	-	-	-	-	-	1,184,311	DOD DIRECT
	-	-	-	-	-	561,847	DOD GUARANTY
	-	-	-	-	-	254,167	SAUDI ARABIA
	-	-	-	-	-	65,222	DOD DIRECT
	-	-	-	-	-	188,945	DOD GUARANTY
	-	-	-	-	-	2,308	SRI LANKA
	-	-	-	-	-	308	DOD DIRECT
	-	-	-	-	-	2,000	DOD GUARANTY
	2,000	-	-	-	-	554,063	TUNISIA
	2,000	-	-	-	-	71,871	PAYMENT WAIVED
	-	-	-	-	-	78,192	DOD DIRECT
	-	-	-	-	-	404,000	DOD GUARANTY
	-	-	-	-	-	12,257	YEMEN
	-	-	-	-	-	12,257	DOD GUARANTY
	855,250	769,500	560,803	597,850	364,809	17,377,512	EUROPE AND CANADA
	250	-	3,118	53,850	67,309	2,483,003	PAYMENT WAIVED
	855,000	769,500	557,685	544,000	297,500	8,815,509	DOD DIRECT
	-	-	-	-	-	6,079,000	DOD GUARANTY
	-	-	-	2,525	100	2,625	ALBANIA
	-	-	-	2,525	100	2,625	PAYMENT WAIVED
	-	-	-	-	-	15,713	AUSTRIA
	-	-	-	-	-	15,713	DOD DIRECT

NEAR EAST AND SOUTH ASIA (CONTINUED)

TOTALS MAY NOT ADD DUE TO ROUNDING

\*LESS THAN \$500

FOREIGN MILITARY FINANCING PROGRAM (CONTINUED)

(DOLLARS IN THOUSANDS)

	FY 1950	FY 1987	FY 1988	FY 1989	FY 1990	FY 1991	FY 1992
<u>EUROPE AND CANADA (CONTINUED)</u>							
BELGIUM		7,793	-	-	-	-	-
DOD DIRECT		7,793	-	-	-	-	-
BULGARIA		-	-	-	-	-	-
PAYMENT WAIVED		-	-	-	-	-	-
CZECH REPUBLIC		-	-	-	-	-	-
PAYMENT WAIVED		-	-	-	-	-	-
ESTONIA		-	-	-	-	-	-
PAYMENT WAIVED		-	-	-	-	-	-
FRANCE		80,392	-	-	-	-	-
DOD DIRECT		80,392	-	-	-	-	-
GEORGIA		-	-	-	-	-	-
PAYMENT WAIVED		-	-	-	-	-	-
GREECE		3,507,750	313,000	320,000	348,495	350,000	350,000
PAYMENT WAIVED		-	-	-	29,871	30,000	30,000
DOD DIRECT		1,432,150	313,000	320,000	318,624	320,000	320,000
DOD GUARANTY		2,075,600	-	-	-	-	-
HUNGARY		-	-	-	-	-	-
PAYMENT WAIVED		-	-	-	-	-	-
ITALY		292	-	-	-	-	-
DOD DIRECT		292	-	-	-	-	-
KAZAKHSTAN		-	-	-	-	-	-
PAYMENT WAIVED		-	-	-	-	-	-
KYRGYZSTAN		-	-	-	-	-	-
PAYMENT WAIVED		-	-	-	-	-	-
LATVIA		-	-	-	-	-	-
PAYMENT WAIVED		-	-	-	-	-	-
LITHUANIA		-	-	-	-	-	-
PAYMENT WAIVED		-	-	-	-	-	-
MACEDONIA (FYROM)		-	-	-	-	-	-
PAYMENT WAIVED		-	-	-	-	-	-

TOTALS MAY NOT ADD DUE TO ROUNDING

\*LESS THAN \$500



FOREIGN MILITARY FINANCING PROGRAM (CONTINUED)

(DOLLARS IN THOUSANDS)

FY 1993	FY 1994	FY 1995	FY 1996	FY 1997	FY 1997	FY 1950
-	-	-	-	-	-	7,793
-	-	-	-	-	-	7,793
-	-	-	4,275	3,000	3,000	7,275
-	-	-	4,275	3,000	3,000	7,275
-	-	-	8,900	9,087	9,087	17,987
-	-	-	8,900	9,087	9,087	17,987
-	-	706	1,500	1,500	1,500	3,706
-	-	706	1,500	1,500	1,500	3,706
-	-	-	-	-	-	80,392
-	-	-	-	-	-	80,392
-	-	-	-	700	700	700
-	-	-	-	700	700	700
315,000	283,500	229,635	224,000	122,500	122,500	6,363,880
-	-	-	-	-	-	89,871
315,000	283,500	229,635	224,000	122,500	122,500	4,198,409
-	-	-	-	-	-	2,075,600
250	-	-	3,200	10,087	10,087	13,537
250	-	-	3,200	10,087	10,087	13,537
-	-	-	-	-	-	292
-	-	-	-	-	-	292
-	-	-	-	1,500	1,500	1,500
-	-	-	-	1,500	1,500	1,500
-	-	-	-	800	800	800
-	-	-	-	800	800	800
-	-	706	1,500	1,500	1,500	3,706
-	-	706	1,500	1,500	1,500	3,706
-	-	706	1,500	1,500	1,500	3,706
-	-	706	1,500	1,500	1,500	3,706
-	-	-	750	1,648	1,648	2,398
-	-	-	750	1,648	1,648	2,398

TOTALS MAY NOT ADD DUE TO ROUNDING

\*LESS THAN \$500

FOREIGN MILITARY FINANCING PROGRAM (CONTINUED)

(DOLLARS IN THOUSANDS)

	FY 1950	FY 1987	FY 1988	FY 1989	FY 1990	FY 1991	FY 1992
<u>EUROPE AND CANADA (CONTINUED)</u>							
MOLDOVA	-	-	-	-	-	-	-
PAYMENT WAIVED	-	-	-	-	-	-	-
NETHERLANDS	2,200	-	-	-	-	-	-
DOD DIRECT	2,200	-	-	-	-	-	-
POLAND	-	-	-	-	-	-	-
PAYMENT WAIVED	-	-	-	-	-	-	-
PORTUGAL	240,565	2,500	100,000	84,635	100,000	100,000	100,000
PAYMENT WAIVED	-	-	100,000	84,635	100,000	100,000	100,000
DOD DIRECT	98,065	2,500	-	-	-	-	-
DOD GUARANTY	142,500	-	-	-	-	-	-
ROMANIA	-	-	-	-	-	-	-
PAYMENT WAIVED	-	-	-	-	-	-	-
RUSSIA	-	-	-	-	-	-	-
PAYMENT WAIVED	-	-	-	-	-	-	-
SLOVAKIA	-	-	-	-	-	-	-
PAYMENT WAIVED	-	-	-	-	-	-	-
SLOVENIA	-	-	-	-	-	-	-
PAYMENT WAIVED	-	-	-	-	-	-	-
SPAIN	2,415,100	-	-	-	-	-	-
DOD DIRECT	890,100	-	-	-	-	-	-
DOD GUARANTY	1,525,000	-	-	-	-	-	-
TURKEY	3,528,265	334,000	430,750	497,850	600,000	500,000	500,000
PAYMENT WAIVED	-	156,000	340,750	412,220	500,000	475,000	475,000
DOD DIRECT	1,192,365	178,000	90,000	85,630	100,000 A/	25,000	25,000
DOD GUARANTY	2,335,900	-	-	-	-	-	-
TURKMENISTAN	-	-	-	-	-	-	-
PAYMENT WAIVED	-	-	-	-	-	-	-
UKRAINE	-	-	-	-	-	-	-
PAYMENT WAIVED	-	-	-	-	-	-	-
UZBEKISTAN	-	-	-	-	-	-	-
PAYMENT WAIVED	-	-	-	-	-	-	-

TOTALS MAY NOT ADD DUE TO ROUNDING

\*LESS THAN \$500

FOREIGN MILITARY FINANCING PROGRAM (CONTINUED)

(DOLLARS IN THOUSANDS)

FY 1993	FY 1994	FY 1995	FY 1996	FY 1997	FY 1997	FY 1950
-	-	-	-	800	800	800
-	-	-	-	800	800	800
-	-	-	-	-	-	2,200
-	-	-	-	-	-	2,200
-	-	1,000	16,475	12,587	30,062	30,062
-	-	1,000	16,475	12,587	30,062	30,062
90,000	81,000	-	-	-	798,700	798,700
-	-	-	-	-	384,635	384,635
90,000	81,000	-	-	-	271,565	271,565
-	-	-	-	-	142,500	142,500
-	-	-	9,275	6,500	15,775	15,775
-	-	-	9,275	6,500	15,775	15,775
-	-	-	-	2,250	2,250	2,250
-	-	-	-	2,250	2,250	2,250
-	-	-	3,550	6,000	9,550	9,550
-	-	-	3,550	6,000	9,550	9,550
-	-	-	400	1,000	1,400	1,400
-	-	-	400	1,000	1,400	1,400
-	-	-	-	-	2,415,100	2,415,100
-	-	-	-	-	890,100	890,100
-	-	-	-	-	1,525,000	1,525,000
450,000	405,000	328,050	320,000	175,000	7,568,915	7,568,915
-	-	-	-	-	1,883,970	1,883,970
450,000	405,000	328,050	320,000	175,000	3,349,045	3,349,045
-	-	-	-	-	2,335,900	2,335,900
-	-	-	-	500	500	500
-	-	-	-	500	500	500
-	-	-	-	5,250	5,250	5,250
-	-	-	-	5,250	5,250	5,250
-	-	-	-	1,000	1,000	1,000
-	-	-	-	1,000	1,000	1,000

EUROPE AND CANADA (CONTINUED)

MOLDOVA  
PAYMENT WAIVED

NETHERLANDS  
DOD DIRECT

POLAND  
PAYMENT WAIVED

PORTUGAL  
PAYMENT WAIVED

DOD DIRECT  
DOD GUARANTY

ROMANIA  
PAYMENT WAIVED

RUSSIA  
PAYMENT WAIVED

SLOVAKIA  
PAYMENT WAIVED

SLOVENIA  
PAYMENT WAIVED

SPAIN  
DOD DIRECT  
DOD GUARANTY

TURKEY  
PAYMENT WAIVED  
DOD DIRECT  
DOD GUARANTY

TURKMENISTAN  
PAYMENT WAIVED

UKRAINE  
PAYMENT WAIVED

UZBEKISTAN  
PAYMENT WAIVED

TOTALS MAY NOT ADD DUE TO ROUNDING

\*LESS THAN \$500