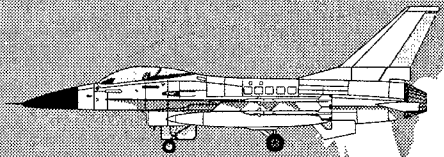




Department of Defense

ATLAS/DATA ABSTRACT FOR THE UNITED STATES AND SELECTED AREAS

FISCAL YEAR 1997



DISTRIBUTION STATEMENT A
Approved for public release
Distribution Unlimited



THIS QUANTITY INDICATED 3

OSD
RES-1-2-3-4-5-6-7-8-9-10-11-12-13-14-15-16-17-18-19-20-21-22-23-24-25-26-27-28-29-30-31-32-33-34-35-36-37-38-39-40-41-42-43-44-45-46-47-48-49-50-51-52-53-54-55-56-57-58-59-60-61-62-63-64-65-66-67-68-69-70-71-72-73-74-75-76-77-78-79-80-81-82-83-84-85-86-87-88-89-90-91-92-93-94-95-96-97-98-99-100

19980420 131

DIRECTORATE FOR INFORMATION
OPERATIONS AND REPORTS (DIOR)

Department of Defense

**ATLAS/DATA ABSTRACT
FOR THE UNITED STATES
AND SELECTED AREAS**

Fiscal Year 1997

*Issued Annually by
Washington Headquarters Services
Directorate for Information
Operations and Reports*

FOR SALE BY THE SUPERINTENDENT OF DOCUMENTS
U.S. GOVERNMENT PRINTING OFFICE
WASHINGTON, DC 20402-9371
Telephone: (202) 512-1800

DTIC and NTIS identification number for this publication is DIOR/L03-97.

TABLE OF CONTENTS

	Page
INTRODUCTION	2
 MAPS AND STATISTICAL SUMMARIES	
DoD Estimated Payroll, Contracts, and Grants by State/Area	8
Statistical Abstract for the United States	11

State/Area	Map No.	
Alabama (AL)	1	12
Alaska (AK)	2	14
Arizona (AZ)	3	16
Arkansas (AR)	4	18
California (CA)	5	20
Los Angeles Area	5a	23
San Diego Area	5b	24
San Francisco Area	5c	25
Colorado (CO)	6	26
Connecticut (CT)	7	28
Delaware (DE)	8	30
District of Columbia (DC)	9	32
Florida (FL)	10	34
Georgia (GA)	11	36
Hawaii (HI)	12	38
Idaho (ID)	13	40
Illinois (IL)	14	42
Indiana (IN)	15	44
Iowa (IA)	16	46
Kansas (KS)	17	48
Kentucky (KY)	18	50
Louisiana (LA)	19	52
Maine (ME)	20	54
Maryland (MD)	21	56
Suburban Maryland	21a	59
Massachusetts (MA)	22	60
Michigan (MI)	23	62
Minnesota (MN)	24	64
Mississippi (MS)	25	66
Missouri (MO)	26	68
Montana (MT)	27	70
Nebraska (NE)	28	72
Nevada (NV)	29	74
New Hampshire (NH)	30	76
New Jersey (NJ)	31	78
New Mexico (NM)	32	80
New York (NY)	33	82
North Carolina (NC)	34	84
North Dakota (ND)	35	86
Ohio (OH)	36	88

TABLE OF CONTENTS (Continued)

State/Area	Map No.	Page
Oklahoma (OK)	37	90
Oregon (OR).....	38	92
Pennsylvania (PA).....	39	94
Rhode Island (RI).....	40	96
South Carolina (SC)	41	98
South Dakota (SD)	42	100
Tennessee (TN)	43	102
Texas (TX).....	44	104
Utah (UT).....	45	106
Vermont (VT).....	46	108
Virginia (VA)	47	110
Norfolk Area	47a	112
Northern Virginia Area	47b	113
Washington (WA)	48	114
West Virginia (WV)	49	116
Wisconsin (WI)	50	118
Wyoming (WY)	51	120
Guam.....	52	122
Puerto Rico.....	53	124
Australia	54	126
Belgium.....	55	128
Canada.....	56	130
Egypt	57	132
Germany.....	58	134
Greece.....	59	136
Iceland.....	60	138
Italy	61	140
Japan.....	62	142
Korea.....	63	144
Netherlands.....	64	146
Panama	65	148
Portugal	66	150
Saudi Arabia	67	152
Spain	68	154
Turkey.....	69	156
United Kingdom.....	70	158

INTRODUCTION

The expenditures shown in this publication are not all inclusive. Additional information on total operational costs in selected foreign countries are available in applicable DoD Comptroller Budget Exhibits.

IMPORTANT - PLEASE NOTE:

This is the last printed edition of the *Atlas/Data Abstract for the United States and Selected Areas* publication. In accordance with the November 1997 Defense Reform Initiative to move to paper-free business operations, future editions of this publication will only be available through the Internet. All tables of the publication will be posted on the DIOR web site on a quarterly basis and available for "print on demand" by the users. The DIOR web site address for locating this publication is: <http://web1.whs.osd.mil/mmid/pubs.htm>.

INTRODUCTION

BACKGROUND

From 1955 to 1982, the Department of Defense (DoD) published the *Map Book of Major Military Installations*. This book gave DoD managers a convenient reference to locate major military installations in the United States. In the late 1970's, officials in the Office of the Secretary of Defense suggested that the geography information in the *Map Book* be combined with the financial and personnel data so that a wide range of information about DoD would be available in a single publication. A prototype of this new book, in 1981, resulted in the first *Atlas/State Data Abstract*, in 1982, and included geographic, financial, and personnel information for the fifty states. The 1984 edition was expanded to include selected U.S. Territories and Possessions, and the 1986 edition added selected foreign countries.

ATLAS

The *Atlas/Data Abstract for the United States and Selected Areas* includes information on DoD military and civilian work force strength levels, payroll outlays, grants, and prime contracts over \$25,000, by state, District of Columbia (DC), Guam, Puerto Rico, and selected foreign countries. The information is presented with statistical tables on the right hand pages and corresponding maps on the facing pages.

In the first set of tables, personnel and expenditure totals are displayed for DoD, Army, Navy and Marine Corps, Air Force, and Other Defense Activities. The personnel part of this set contains a breakdown of active duty military, civilian, and Reserve and National Guard for the fifty states, DC, Guam, and Puerto Rico. The foreign countries show military and civilian dependent information instead of Reserve and National Guard personnel figures. The expenditures part of this set is broken down by payroll outlays, grants, and prime contracts over \$25,000, and subsets of these categories as applicable.

In the next set of tables, the top ten major locations of expenditures and personnel are shown in descending order. These locations are depicted on the maps on the corresponding facing pages. These tables are not included in the selected foreign countries since location information is not collected.

In the remaining two tables, contract awards over \$25,000 for the last three fiscal years and the top five contractors with their major areas of work are depicted for each state or country.

COVERAGE

The information in the *Atlas* pertains to the Department of Defense, which includes the Departments of the Army, Navy, Air Force, and the category "Other Defense Organizations." This category includes the Office of the Secretary of Defense, Joint Chiefs of Staff, Inspector General (DoD), U.S. Court of Appeals for the Armed Forces, Uniformed Services University of the Health Sciences, Defense Agencies, and the Defense Field Activities. All information shown is as of September 30, 1997.

PERSONNEL

Personnel data include total active duty military, direct hire civilian, Reserve and National Guard (fifty states, DC, Guam, and Puerto Rico), and military and civilian dependents (foreign countries).

Active Duty Military

The active duty military personnel counts include those based ashore and exclude those temporarily shore-based, in a transient status, or afloat. As of September 30, 1997, 214,031 military personnel were excluded based on these categories. Reserve/National Guard personnel called to active duty under Title 10, United States Code 12304, are not included in the active duty military personnel counts.

There are a few cases where personnel are reported by the parent installation and shown there instead of their actual operating location. There are also cases where personnel on temporary duty as of September 30, 1997, are reported at the installation where they are temporarily assigned. In using this publication, please be aware that cases such as the foregoing can occur.

Civilian

Included in the *Atlas* are U.S. citizen and foreign national direct hire civilians. Excluded are all indirect hire civilians and a small number of direct hire civilians formerly exempt from Office of Management and Budget ceiling control, such as Summer Aids, Stay-in-School Program employees, and participants in the Cooperative Education Program. As of September 30, 1997, the excludable strengths for these categories of civilian employees were: 39,866 indirect hire civilians and 1,863 direct hire civilians.

Although personnel assigned to military functions account for more than 96% of the DoD civilian work force, we have included strength data on civilian personnel involved in civil functions of the United States. As of September 30, 1997, there were 25,948 employees of the Army Corps of Engineers, 82 Army cemetery employees, and one Air Force employee, all assigned to civil functions.

Reserve and National Guard

The Reserve and National Guard personnel figures include only the Ready Reserve, which consists of the Selected Reserve, the Individual Ready Reserve, and the Inactive National Guard. Personnel in the Selected Reserve are distributed to the capital city of the state in which their duty is performed. Personnel in the Individual Ready Reserve and Inactive National Guard are distributed according to capital city of their state of residence.

Military and U.S. Civilian Dependents

Included in the foreign countries of the *Atlas* are counts of military and U.S. civilian dependents. Military figures include both command and non-command sponsored dependents. Dependents are defined as spouse, children, parents, and other persons related by blood, marriage, or adoption, and any person recognized as a dependent by the appropriate DoD Component.

EXPENDITURES

The expenditures in the *Atlas* are not all inclusive. Additional information on total operational costs for foreign countries are available in applicable DoD Comptroller Budget Exhibits.

Payroll Outlays

For civilians, active duty military, and reserves, payroll outlays represent the gross earnings of these personnel for services rendered to the Government and cash allowances for benefits. Excluded from these outlays are the employer's share of employee benefits, accrued military retirement benefits, and most of the permanent change of station costs. Payroll outlays for retired military, including reserves, represent the direct compensation to those personnel.

For purposes of this publication, payroll outlays have been allocated, to the best of our ability, to the actual location of the person being compensated. In most cases, the outlays are actual payroll calculations at the location of the personnel being compensated. In some cases, the outlays have been prorated from a central paying office to remote locations. In other cases where it is not possible to prorate, the outlays are reported at the location of the finance office issuing the checks. This could mean, for example, that military and civilian pay for the same installation may be reported at different locations if they are paid by different finance offices. Also, payroll outlays for military personnel who are temporarily shore-based or afloat are reported at their home port. Therefore, in using this publication, please be aware that anomalies of these types can occur.

Prime Contracts

Prime contract awards include obligations for those contract actions over \$25,000 only. Contractual obligations for less than \$25,000, such as small purchases, are reported in summary form and are not attributable to locations or major areas of work.

In reporting contract awards, there can be deobligations (credit actions) as well as obligations (debit actions). An example of this would be where a contract had to be terminated. Although rare, this can result in a net credit for a particular location in a given fiscal year, but will be a positive result over time. Net credits are shown as negative amounts. Similarly, the amount of prime contract dollars for a major area of work can exceed the total amount for a given prime contractor. This occurs when there is a large deobligation on another contract for the same contractor.

Prime contracts are generally reported at the location where the work is performed. For example, if a contractor is located in Nevada and wins a construction job in Utah, the contract will be reported in Utah. However, there are exceptions, such as when contract work is performed at various plants or locations, the contract is reported to the location where the largest dollar amount of work will be performed. Another exception is in contracts for transportation and communications services where the place of performance is the location of the contractor's home office. Furthermore, for purchases from wholesale or other distribution firms, the place of performance is the distributor's business address and not the place where the products or goods were manufactured.

Grants

Included under the "Grants" expenditure category, introduced with the 1995 edition of the *Atlas*, are financial data related to obligations of funds by grants, cooperative agreements, or other nonprocurement instruments. Obligations of any dollar value are listed at the location reported as the place of performance.

MAPS

The maps are displayed on the facing pages of the statistical tables and show where major payroll, grant, and contract expenditures are incurred and major concentrations of military and civilian personnel are located, or both. Locations are included if they show major expenditures for the current year, or any one year in the past three years. Also included are all major military installations, regardless of expenditures or numbers of personnel, with the exception of public works centers and installations dedicated to reserve activities, unless expenditures or numbers of personnel caused these activities to be listed as major installations. To reduce congestion on the California maps, installations with less than 1,000 military and civilian personnel have been excluded. The maps of foreign countries show selected places for geographical reference only. Expenditure information is reported at the country level and apportionment by place is not possible.

Beginning with the 1993 edition of the *Atlas*, major military installations within the United States, closed as a result of the base closure review and recommendation process, are shown with their actual closure dates in the following sample format: (6/93-C). Foreign bases are removed from applicable maps when all of their facilities are returned to the host nation.

INTERNET AVAILABILITY

Information presented in the *Atlas* is available through DefenseLINK or directly through the DIOR World Wide Web site (<http://web1.whs.osd.mil/mmid/pubs.htm>).

MAPS AND STATISTICAL SUMMARIES

Preceding Page ^{5/} Blank

**DoD EST. PAYROLL, CONTRACTS, AND GRANTS BY STATE/AREA
(THOUSANDS OF DOLLARS)
FISCAL YEAR 1997**

State	Civilian Pay	Military Active Duty Pay	Reserve & National Guard Pay	Retired Military Pay	Total Compensation	Civil Functions Contracts	Military Functions Contracts	Total Contracts	Grants
Alabama	782,097	468,309	251,171	648,037	2,149,614	42,983	2,063,832	2,106,815	19,381
Alaska	182,147	500,590	74,526	82,455	839,718	1,165	626,548	627,713	14,710
Arizona	307,142	617,866	162,190	831,484	1,918,682	20,982	1,955,636	1,976,618	39,603
Arkansas	133,802	157,495	102,572	370,310	764,179	35,734	155,657	191,391	18,576
California	3,587,992	4,493,790	437,051	3,877,137	12,395,970	349,724	18,127,581	18,477,305	259,953
Colorado	475,001	931,557	100,373	760,006	2,266,937	12,165	1,888,058	1,900,223	27,216
Connecticut	119,299	256,757	44,037	181,763	601,856	30,480	2,505,501	2,535,981	45,946
Delaware	53,381	113,508	28,882	104,948	300,719	3,771	100,709	104,480	10,071
District of Columbia	622,877	450,040	43,242	75,616	1,191,775	35,171	1,490,489	1,525,660	34,681
Florida	1,206,163	2,230,179	183,871	3,290,253	6,910,466	70,010	6,323,954	6,393,964	69,320
Georgia	1,174,403	1,728,243	189,354	998,405	4,090,405	37,253	3,912,273	3,949,526	31,316
Hawaii	713,374	1,261,531	25,016	225,607	2,225,528	8,570	948,784	957,354	29,177
Idaho	44,734	121,431	22,003	156,454	344,622	33,194	113,897	147,091	13,418
Illinois	616,892	815,459	148,525	492,290	2,073,166	129,753	1,118,377	1,248,130	47,307
Indiana	473,826	38,022	73,116	281,910	866,874	25,112	1,695,439	1,720,551	31,501
Iowa	44,533	14,220	58,478	132,582	249,813	24,961	412,780	437,741	23,375
Kansas	183,419	445,937	46,968	259,398	935,722	13,525	674,889	688,414	11,698
Kentucky	223,742	851,661	70,253	287,583	1,433,239	43,464	1,157,519	1,200,983	7,293
Louisiana	272,738	495,287	105,437	409,561	1,283,023	197,421	1,561,111	1,758,532	21,484
Maine	230,257	105,069	43,327	165,360	544,013	2,468	943,888	946,356	5,726
Maryland	1,529,365	957,192	128,406	730,626	3,345,589	22,158	3,866,816	3,888,974	86,782
Massachusetts	326,677	126,631	70,962	341,399	865,669	44,953	4,865,474	4,910,427	102,159
Michigan	371,461	37,758	84,612	311,046	804,877	14,605	1,086,601	1,101,206	46,964
Minnesota	99,407	26,770	72,700	207,668	406,545	55,371	1,035,740	1,091,111	65,438
Mississippi	391,351	442,034	90,316	353,120	1,276,821	85,577	1,345,687	1,431,264	23,360
Missouri	424,673	392,733	132,273	456,982	1,406,661	41,227	4,724,949	4,766,176	20,274
Montana	42,477	94,263	18,446	100,070	255,256	5,026	76,454	81,480	5,603
Nebraska	144,924	298,355	36,711	210,578	690,568	10,041	251,422	261,463	7,676
Nevada	83,309	248,155	12,484	382,539	726,487	6,966	250,416	257,382	4,004
New Hampshire	53,524	21,102	40,516	156,545	271,687	639	387,394	388,033	23,423
New Jersey	862,703	262,975	89,692	373,494	1,588,864	146,802	2,868,979	3,015,781	59,564
New Mexico	331,790	409,911	24,014	363,106	1,128,821	9,707	501,968	511,675	12,617
New York	492,309	497,458	184,131	500,882	1,674,780	64,681	3,113,492	3,178,173	81,598
North Carolina	638,792	2,269,763	197,120	956,027	4,061,702	106,468	1,003,474	1,109,942	49,029
North Dakota	60,895	239,883	21,917	47,672	370,367	27,643	99,212	126,855	1,424
Ohio	1,171,005	336,930	150,041	597,971	2,255,947	38,726	2,637,687	2,676,413	41,110
Oklahoma	737,159	788,725	96,876	462,491	2,085,251	17,688	733,120	750,808	3,887
Oregon	93,013	28,443	56,527	339,302	517,285	59,726	108,189	167,915	21,491
Pennsylvania	1,238,170	114,505	181,831	678,265	2,212,771	63,016	2,976,114	3,039,130	87,692
Rhode Island	223,583	135,741	20,940	100,925	481,189	2,522	271,995	274,517	16,943
South Carolina	387,471	838,906	115,455	785,206	2,127,038	39,406	879,159	918,565	62,477
South Dakota	43,116	87,446	26,692	73,061	230,315	16,189	72,705	88,894	5,208
Tennessee	188,331	62,609	97,730	575,695	924,365	42,202	1,168,999	1,211,201	26,691
Texas	1,881,153	3,077,572	322,299	2,789,426	8,070,450	124,345	7,286,422	7,410,767	77,867
Utah	518,314	149,505	44,072	180,576	892,467	7,766	434,678	442,444	27,017
Vermont	17,818	5,053	17,029	47,986	87,886	139	96,854	96,993	6,799
Virginia	4,138,553	4,034,229	87,361	2,284,185	10,544,328	101,866	11,085,668	11,187,534	84,511
Washington	1,032,373	1,511,903	117,943	1,049,822	3,713,041	62,545	2,454,911	2,517,456	36,338
West Virginia	59,835	15,500	79,926	119,643	274,904	60,389	89,795	150,184	22,415
Wisconsin	106,105	21,737	70,116	205,526	403,484	9,325	555,893	565,218	27,181
Wyoming	33,680	100,486	18,342	61,903	214,411	665	47,625	48,290	7,546
Total U. S.	29,172,155	33,731,224	4,917,872	29,474,896	97,296,147	2,406,285	104,154,814	106,561,099	1,906,840

Prepared by: Washington Headquarters Services
Directorate for Information
Operations and Reports

**DoD EST. PAYROLL, CONTRACTS, AND GRANTS BY STATE/AREA
(THOUSANDS OF DOLLARS)
FISCAL YEAR 1997**

Place	Civilian Pay	Military Active Duty Pay	Reserve & National Guard Pay	Retired Military Pay	Total Compensation	Civil Functions Contracts	Military Functions Contracts	Total Contracts	Grants
Guam	119,928	191,646	3,522	27,200	342,296	0	117,168	117,168	1,430
Puerto Rico	82,314	71,707	94,943	74,566	323,530	17,899	200,382	218,281	2,766
Other Possessions	23,614	58,754	421	4,594	87,383	4,644	335,323	339,967	379
Total Possessions	225,856	322,107	98,886	106,360	753,209	22,543	652,873	675,416	4,575
Australia	756	15,002	0	7,807	23,565	0	2,675	2,675	1,580
Belgium	16,850	57,802	0	5,091	79,743	0	74,888	74,888	24
Canada	3,554	9,223	2,450	7,329	22,556	3,231	245,776	249,007	5,725
Egypt	4,597	147,683	0	1,153	153,433	0	60,118	60,118	0
Germany	339,747	1,693,922	10,550	127,894	2,172,113	0	1,130,173	1,130,173	239
Greece	3,415	13,723	0	4,083	21,221	0	147,424	147,424	70
Iceland	46,914	55,817	0	586	103,317	0	57,965	57,965	550
Italy	167,623	440,404	0	13,777	621,804	0	341,434	341,434	51
Japan	228,349	1,592,540	0	37,718	1,858,607	0	834,611	834,611	90
Korea	320,970	935,669	0	22,629	1,279,268	0	564,649	564,649	0
Netherlands	8,322	23,053	0	4,488	35,863	99	55,200	55,299	2,388
Panama	119,712	159,844	2,015	10,517	292,088	0	54,156	54,156	0
Portugal	20,042	30,597	0	1,181	51,820	0	18,960	18,960	5
Saudi Arabia	13,470	50,384	0	19,485	83,339	0	922,806	922,806	0
Spain	18,492	120,307	0	12,020	150,819	0	196,959	196,959	70
Turkey	19,533	92,312	0	3,602	115,447	0	106,919	106,919	0
United Kingdom	89,621	408,936	762	45,732	545,051	65	280,814	280,879	4,696
Other Nations	34,350	271,999	0	66,652	373,001	2,898	4,339,614	4,342,512	34,673
Total Foreign	1,456,317	6,119,217	15,777	391,744	7,983,055	6,293	9,435,141	9,441,434	50,161

Prepared by: Washington Headquarters Services
Directorate for Information
Operations and Reports

UNITED STATES - TOTAL

FISCAL YEAR 1997

(DOLLARS IN THOUSANDS)

Personnel/Expenditures	Total	Army	Navy & Marine Corps	Air Force	Other Defense Activities
I. Personnel - Total	3,081,247	1,424,471	832,576	718,231	105,969
Active Duty Military	1,045,253	394,876	335,570	314,807	0
Civilian	689,187	224,770	193,959	164,489	105,969
Reserve & National Guard	1,346,807	804,825	303,047	238,935	0
II. Expenditures - Total	\$205,764,086	\$59,380,380	\$67,654,799	\$61,040,202	\$17,688,705
A. Payroll Outlays - Total	97,296,147	30,289,968	32,563,084	29,812,077	4,631,018
Active Duty Military Pay	33,731,224	9,871,950	13,389,895	10,469,379	0
Civilian Pay	29,172,155	8,315,736	9,395,610	6,829,791	4,631,018
Reserve & National Guard Pay	4,917,872	3,141,647	616,926	1,159,299	0
Retired Military Pay	29,474,896	8,960,635	9,160,653	11,353,608	0
B. Contracts Over \$25,000 - Total	106,561,099	28,249,676	34,522,056	30,971,305	12,818,062
Supply and Equipment Contracts	44,767,658	9,920,781	14,646,255	12,316,665	7,883,957
RDT&E Contracts	19,598,209	4,887,782	4,935,112	8,735,234	1,040,081
Service Contracts	35,246,233	8,459,781	13,270,122	9,625,359	3,890,971
Construction Contracts	4,542,714	2,575,047	1,670,567	294,047	3,053
Civil Function Contracts	2,406,285	2,406,285	0	0	0
C. Grants	1,906,840	840,736	569,659	256,820	239,625

Major Locations of Expenditures	Expenditures			Major Locations of Personnel	Military and Civilian Personnel		
	Total	Payroll Outlays	Grants/ Contracts		Total	Active Duty Military	Civilian
San Diego, CA	\$4,897,482	\$2,591,307	\$2,306,175	Fort Bragg, NC	47,367	41,471	5,896
St. Louis, MO	4,328,440	221,115	4,107,325	Fort Hood, TX	45,593	41,576	4,017
Arlington, VA	3,418,229	2,235,045	1,183,184	San Diego, CA	36,187	23,549	12,638
Washington, DC	2,766,041	1,205,700	1,560,341	Arlington, VA	36,161	15,840	20,321
Norfolk, VA	2,718,206	1,968,507	749,699	Camp Lejeune, NC	31,950	29,127	2,823
Marietta, GA	2,653,941	112,291	2,541,650	Camp Pendleton, CA	30,043	27,507	2,536
Sunnyvale, CA	2,233,333	75,844	2,157,489	Great Lakes, IL	25,029	23,151	1,878
Long Beach, CA	2,095,316	110,499	1,984,817	Fort Campbell, KY	24,872	23,480	1,392
Fort Worth, TX	1,944,574	244,301	1,700,273	Norfolk, VA	24,169	12,436	11,733
Alexandria, VA	1,756,071	497,062	1,259,009	Washington, DC	24,109	12,778	11,331

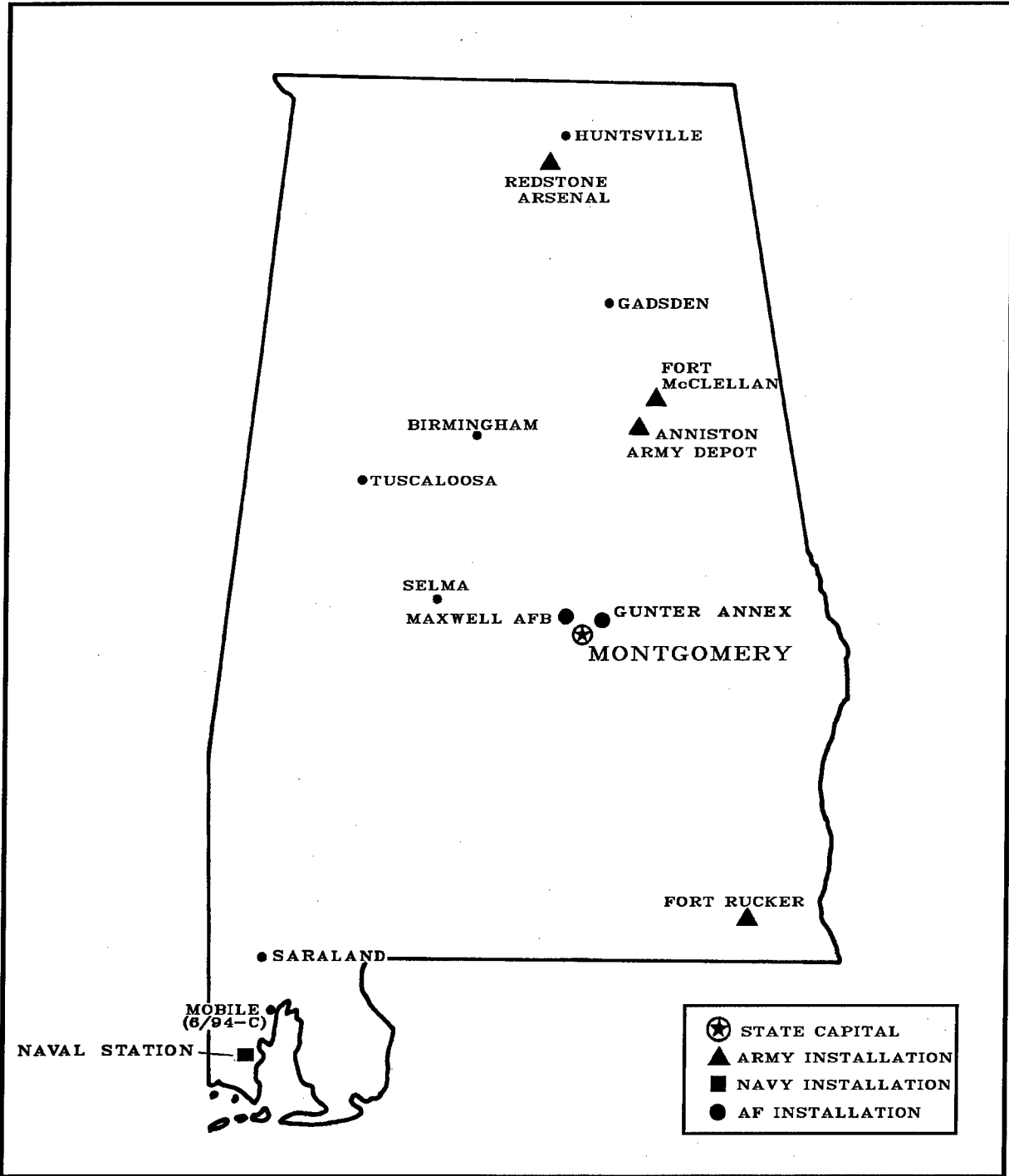
Prime Contracts Over \$25,000 (Prior Three Years)	Total	Army	Navy & Marine Corps	Air Force	Other Defense Activities
Fiscal Year 1996	\$109,407,898	\$28,829,377	\$33,855,101	\$34,886,720	\$11,836,700
Fiscal Year 1995	109,004,790	27,290,170	36,900,622	33,399,389	11,414,609
Fiscal Year 1994	110,315,952	26,844,118	35,111,816	37,062,028	11,297,990

Top Five Contractors Receiving the Largest Dollar Volume of Prime Contract Awards in the United States	Total Amount	Major Area of Work	
		FSC or Service Code Description	Amount
1. LOCKHEED MARTIN CORPORATION	\$11,557,396	RDTE/Aircraft-Demo/Valid	\$1,652,629
2. BOEING COMPANY, THE INC	9,436,915	Aircraft Fixed Wing	4,807,573
3. NORTHROP GRUMMAN CORPORATION	3,467,199	Aircraft Fixed Wing	989,332
4. GENERAL DYNAMICS CORPORATION	3,003,893	Destroyers	720,679
5. GENERAL MOTORS CORPORATION	2,831,426	Guided Missiles	353,834
Total of Above	\$30,296,829	(28.4% of total awards over \$25,000)	

Prepared by: Washington Headquarters Services
Directorate for Information
Operations and Reports

MAP NO. 1

ALABAMA



Prepared by: Washington Headquarters Services
Directorate for Information
Operations and Reports

ALABAMA

FISCAL YEAR 1997

(DOLLARS IN THOUSANDS)

Personnel/Expenditures	Total	Army	Navy & Marine Corps	Air Force	Other Defense Activities
I. Personnel - Total	74,880	54,779	5,672	12,477	1,952
Active Duty Military	15,570	9,581	916	5,073	0
Civilian	22,104	17,436	28	2,688	1,952
Reserve & National Guard	37,206	27,762	4,728	4,716	0
II. Expenditures - Total	\$4,275,810	\$2,663,672	\$424,321	\$931,715	\$256,102
A. Payroll Outlays - Total	2,149,614	1,317,895	158,650	601,500	71,569
Active Duty Military Pay	468,309	239,525	27,312	201,472	0
Civilian Pay	782,097	604,575	1,037	104,916	71,569
Reserve & National Guard Pay	251,171	218,558	8,899	23,714	0
Retired Military Pay	648,037	255,237	121,402	271,398	0
B. Contracts Over \$25,000 - Total	2,106,815	1,340,399	254,559	328,498	183,359
Supply and Equipment Contracts	406,641	181,400	37,078	64,084	124,079
RDT&E Contracts	655,750	558,706	6,952	42,025	48,067
Service Contracts	932,355	488,224	210,529	222,389	11,213
Construction Contracts	69,086	69,086	0	0	0
Civil Function Contracts	42,983	42,983	0	0	0
C. Grants	19,381	5,378	11,112	1,717	1,174

Major Locations of Expenditures	Expenditures			Major Locations of Personnel	Military and Civilian Personnel		
	Total	Payroll Outlays	Grants/Contracts		Total	Active Duty Military	Civilian
Huntsville	\$1,345,971	\$276,492	\$1,069,479	Redstone Arsenal	9,004	1,327	7,677
Montgomery	541,347	362,107	179,240	Fort Rucker	6,512	4,025	2,487
Redstone Arsenal	399,939	316,768	83,171	Fort McClellan	5,446	4,228	1,218
Fort Rucker	373,411	183,942	189,469	Maxwell AFB	5,347	3,648	1,699
Mobile	263,465	116,840	146,625	Anniston	2,799	8	2,791
Birmingham	195,456	89,824	105,632	Huntsville	2,399	165	2,234
Fort McClellan	168,979	144,230	24,749	Gunter Annex	2,366	1,383	983
Anniston	133,427	89,836	43,591	Montgomery	1,276	532	744
Gunter Annex	122,874	96,114	26,760	Birmingham	1,153	470	683
Tuscaloosa	33,190	15,404	17,786	Mobile	1,082	67	1,015

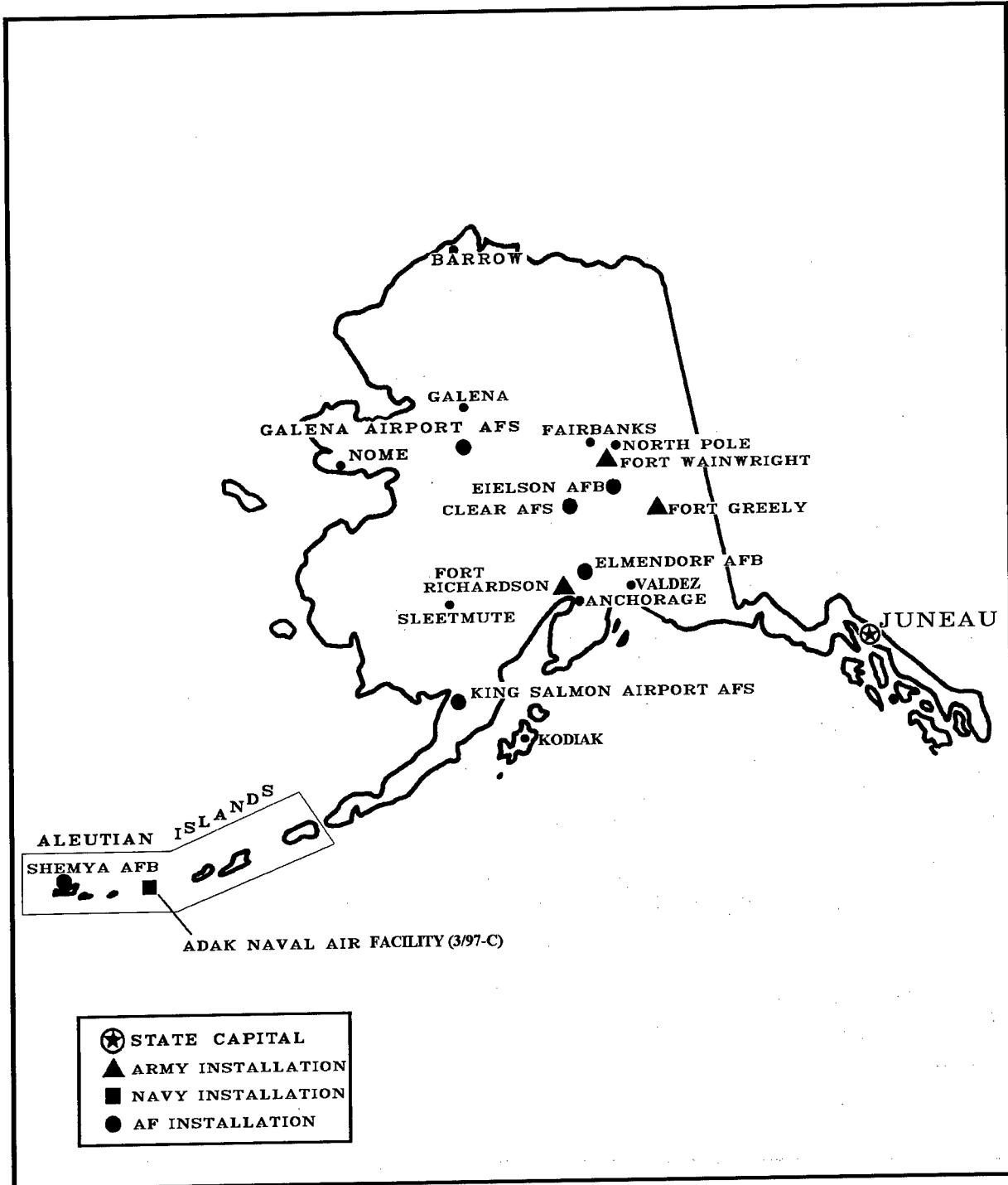
Prime Contracts Over \$25,000 (Prior Three Years)	Total	Army	Navy & Marine Corps	Air Force	Other Defense Activities
Fiscal Year 1996	\$1,838,276	\$1,255,220	\$123,196	\$236,515	\$223,345
Fiscal Year 1995	1,881,926	1,225,745	148,129	260,478	247,574
Fiscal Year 1994	1,673,089	1,024,383	158,370	280,917	209,419

Top Five Contractors Receiving the Largest Dollar Volume of Prime Contract Awards in this State	Total Amount	Major Area of Work	
		FSC or Service Code Description	Amount
1. NICHOLS RESEARCH CORPORATION	\$140,115	RDTE/Other Defense-Applied Research	\$63,977
2. ALLEGHENY TELEDYNE INCORPORATE	106,562	RDTE/Missile and Space Systems-Adv Tech De	61,848
3. DYNCORP	100,635	Maint & Repair of Eq/Aircraft Structural C	100,635
4. OCEAN MARINE NAVIGATION COMPAN	99,975	Maint & Repair of Eq/Ship & Marine Equipme	99,975
5. INTERGRAPH CORPORATION	95,770	Computer Aided Design/Computer Aided Mfg S	66,588
Total of Above	\$543,057	(25.8% of total awards over \$25,000)	

Prepared by: Washington Headquarters Services
Directorate for Information
Operations and Reports

MAP NO. 2

ALASKA



Prepared by: Washington Headquarters Services
Directorate for Information
Operations and Reports

ALASKA

FISCAL YEAR 1997

(DOLLARS IN THOUSANDS)

Personnel/Expenditures	Total	Army	Navy & Marine Corps	Air Force	Other Defense Activities
I. Personnel - Total	27,678	13,128	789	13,433	328
Active Duty Military	16,069	6,561	259	9,249	0
Civilian	4,689	2,609	23	1,729	328
Reserve & National Guard	6,920	3,958	507	2,455	0
II. Expenditures - Total	\$1,482,141	\$598,159	\$81,349	\$665,469	\$137,164
A. Payroll Outlays - Total	839,718	330,767	28,083	469,641	11,227
Active Duty Military Pay	500,590	164,025	15,427	321,138	0
Civilian Pay	182,147	92,940	1,825	76,155	11,227
Reserve & National Guard Pay	74,526	61,058	999	12,469	0
Retired Military Pay	82,455	12,744	9,832	59,879	0
B. Contracts Over \$25,000 - Total	627,713	252,888	53,127	195,761	125,937
Supply and Equipment Contracts	123,229	2,078	1,159	13,936	106,056
RDT&E Contracts	3,875	0	3,700	175	0
Service Contracts	381,066	136,058	48,268	176,859	19,881
Construction Contracts	118,378	113,587	0	4,791	0
Civil Function Contracts	1,165	1,165	0	0	0
C. Grants	14,710	14,504	139	67	0

Major Locations of Expenditures	Expenditures			Major Locations of Personnel	Military and Civilian Personnel		
	Total	Payroll Outlays	Grants/Contracts		Total	Active Duty Military	Civilian
Elmendorf AFB	\$425,425	\$315,176	\$110,249	Elmendorf AFB	8,023	6,519	1,504
Fort Wainwright	190,875	126,603	64,272	Fort Wainwright	4,810	4,099	711
Eielson AFB	181,912	119,685	62,227	Fort Richardson	3,486	2,328	1,158
Fort Richardson	172,613	112,176	60,437	Eielson AFB	3,374	2,843	531
Anchorage	158,075	70,635	87,440	Anchorage	447	119	328
Adak NAS	39,194	0	39,194	Fort Greely	440	141	299
Fairbanks	28,915	17,244	11,671	Clear AFS	65	0	65
Clear AFS	27,267	1,625	25,642	Fairbanks	38	7	31
Valdez	26,578	1,668	24,910	Seward	29	0	29
Fort Greely	20,343	14,441	5,902	Juneau	19	6	13

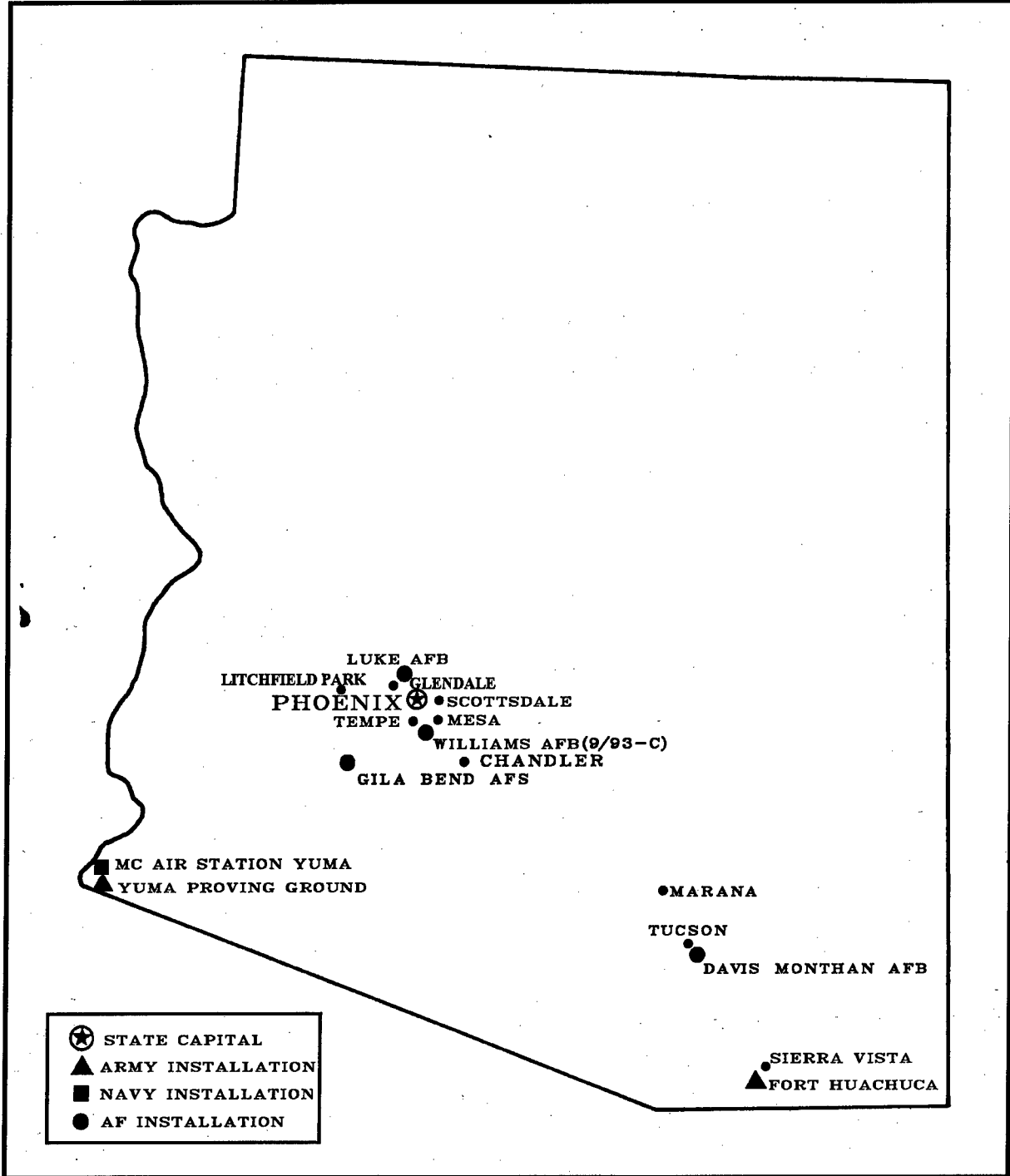
Prime Contracts Over \$25,000 (Prior Three Years)	Total	Army	Navy & Marine Corps	Air Force	Other Defense Activities
Fiscal Year 1996	\$564,890	\$256,754	\$29,961	\$186,388	\$91,787
Fiscal Year 1995	553,126	228,827	11,889	172,419	139,991
Fiscal Year 1994	627,272	269,292	32,886	172,475	152,619

Top Five Contractors Receiving the Largest Dollar Volume of Prime Contract Awards in this State	Total Amount	Major Area of Work	
		FSC or Service Code Description	Amount
1. PIQUINI MANAGEMENT CORPORATION	\$49,316	Operation/Radar & Navigational Facilities	\$38,618
2. PETRO STAR VALDEZ REFINERY JOI	32,549	Liquid Propellants & Fuel, Petroleum Base	32,549
3. ARCTIC SLOPE REGIONAL CORPORAT	24,328	Liquid Propellants & Fuel, Petroleum Base	14,920
4. ITT INDUSTRIES, INC	22,011	Operation/Radar & Navigational Facilities	22,011
5. KIEWIT, PETER SONS' INC DE COR	20,044	Maint/Family Housing Facilities	19,787
Total of Above	\$148,248	(23.6% of total awards over \$25,000)	

Prepared by: Washington Headquarters Services
Directorate for Information
Operations and Reports

MAP NO. 3

ARIZONA



Prepared by: Washington Headquarters Services
Directorate for Information
Operations and Reports

ARIZONA

FISCAL YEAR 1997

(DOLLARS IN THOUSANDS)

Personnel/Expenditures	Total	Army	Navy & Marine Corps	Air Force	Other Defense Activities
I. Personnel - Total	51,260	19,735	9,238	21,280	1,007
Active Duty Military	22,297	5,952	4,290	12,055	0
Civilian	8,350	3,534	425	3,384	1,007
Reserve & National Guard	20,613	10,249	4,523	5,841	0
II. Expenditures - Total	\$3,934,903	\$1,374,490	\$725,518	\$1,480,955	\$353,940
A. Payroll Outlays - Total	1,918,682	637,516	286,230	954,949	39,987
Active Duty Military Pay	617,866	148,800	93,075	375,991	0
Civilian Pay	307,142	121,764	17,641	127,750	39,987
Reserve & National Guard Pay	162,190	130,794	7,002	24,394	0
Retired Military Pay	831,484	236,158	168,512	426,814	0
B. Contracts Over \$25,000 - Total	1,976,618	708,981	435,340	520,465	311,832
Supply and Equipment Contracts	1,095,562	361,835	317,954	323,468	92,305
RDT&E Contracts	228,469	80,913	66,356	78,689	2,511
Service Contracts	597,376	221,517	47,377	111,466	217,016
Construction Contracts	34,229	23,734	3,653	6,842	0
Civil Function Contracts	20,982	20,982	0	0	0
C. Grants	39,603	27,993	3,948	5,541	2,121

Major Locations of Expenditures	Expenditures			Major Locations of Personnel	Military and Civilian Personnel		
	Total	Payroll Outlays	Grants/Contracts		Total	Active Duty Military	Civilian
Tucson	\$1,026,111	\$276,554	\$749,557	Fort Huachuca	8,354	6,015	2,339
Phoenix	547,735	167,227	380,508	Davis-Monthan AFB	7,349	5,911	1,438
Sierra Vista	545,781	384,070	161,711	Luke AFB	6,562	5,400	1,162
Davis-Monthan AFB	274,703	239,727	34,976	Yuma	5,214	4,028	1,186
Luke AFB	260,359	213,883	46,476	Phoenix	1,386	523	863
Scottsdale	259,493	44,506	214,987	Tucson	1,252	309	943
Mesa	219,179	70,931	148,248	Marana	168	2	166
Yuma	164,494	145,887	18,607	Tempe	93	51	42
Tempe	162,281	25,325	136,956	Mesa	80	10	70
Chandler	53,431	24,454	28,977	Williams AFB	59	14	45

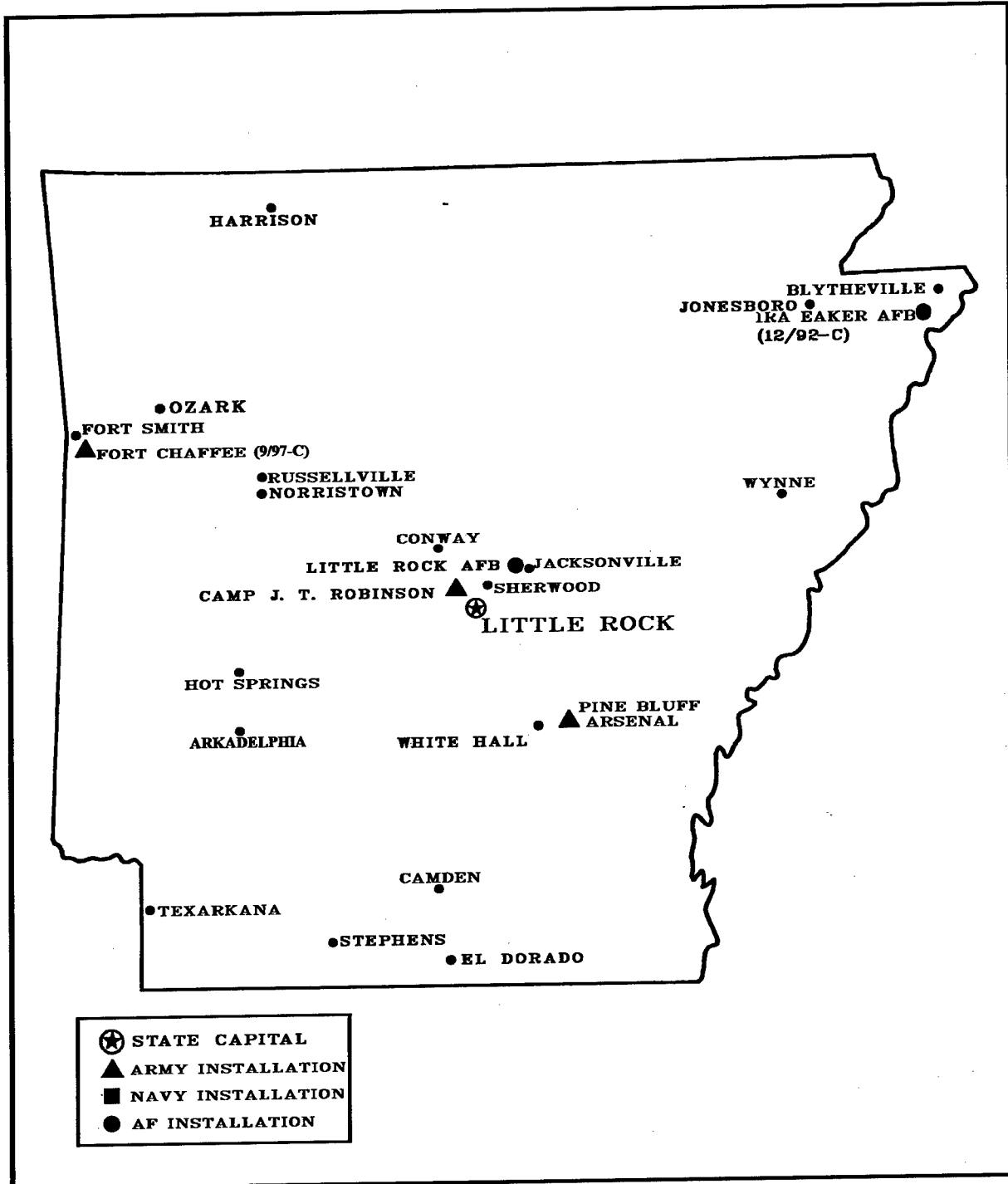
Prime Contracts Over \$25,000 (Prior Three Years)	Total	Army	Navy & Marine Corps	Air Force	Other Defense Activities
Fiscal Year 1996	\$2,910,935	\$1,277,029	\$852,874	\$659,430	\$121,602
Fiscal Year 1995	2,438,364	934,914	878,914	575,109	49,427
Fiscal Year 1994	1,974,863	806,624	586,038	526,634	55,567

Top Five Contractors Receiving the Largest Dollar Volume of Prime Contract Awards in this State	Total Amount	Major Area of Work	
		FSC or Service Code Description	Amount
1. GENERAL MOTORS CORPORATION	\$723,555	Guided Missiles	\$358,295
2. TRIWEST HEALTHCARE ALLIANCE CO	212,920	General Health Care Services	212,920
3. MOTOROLA, INC	210,914	Radar Equipment, Except Airborne	53,715
4. ALLIED SIGNAL INC	176,956	Gas Turbines and Jet Eng, Non Acft; and Co	65,185
5. BOEING COMPANY, THE INC	114,114	Aircraft Rotary Wing	62,068
Total of Above	\$1,438,459	(72.8% of total awards over \$25,000)	

Prepared by: Washington Headquarters Services
Directorate for Information
Operations and Reports

MAP NO. 4

ARKANSAS



Prepared by: Washington Headquarters Services
Directorate for Information
Operations and Reports

ARKANSAS

FISCAL YEAR 1997

(DOLLARS IN THOUSANDS)

Personnel/Expenditures	Total	Army	Navy & Marine Corps	Air Force	Other Defense Activities
I. Personnel - Total	28,417	17,809	2,123	8,367	118
Active Duty Military	5,161	497	116	4,548	0
Civilian	3,703	2,702	24	859	118
Reserve & National Guard	19,553	14,610	1,983	2,960	0
II. Expenditures - Total	\$974,146	\$420,270	\$115,616	\$386,360	\$51,900
A. Payroll Outlays - Total	764,179	312,386	90,298	358,196	3,299
Active Duty Military Pay	157,495	12,300	3,745	141,450	0
Civilian Pay	133,802	98,666	933	30,904	3,299
Reserve & National Guard Pay	102,572	87,326	2,327	12,919	0
Retired Military Pay	370,310	114,094	83,293	172,923	0
B. Contracts Over \$25,000 - Total	191,391	91,307	24,319	28,164	47,601
Supply and Equipment Contracts	86,027	14,218	20,878	6,616	44,315
RDT&E Contracts	214	155	0	59	0
Service Contracts	48,950	19,583	3,441	22,640	3,286
Construction Contracts	20,466	21,617	0	1,151-	0
Civil Function Contracts	35,734	35,734	0	0	0
C. Grants	18,576	16,577	999	0	1,000

Major Locations of Expenditures	Expenditures			Major Locations of Personnel	Military and Civilian Personnel		
	Total	Payroll Outlays	Grants/Contracts		Total	Active Duty Military	Civilian
Jacksonville	\$233,675	\$191,952	\$41,723	Little Rock AFB	5,124	4,446	678
Little Rock	71,437	63,349	8,088	Pine Bluff	1,014	43	971
Pine Bluff	49,348	48,631	717	Little Rock	694	293	401
Altheimer	42,458	42,458	0	Fort Chaffee	522	264	258
Fort Smith	35,899	32,332	3,567	Camp Jos T. Robinson	387	4	383
North Little Rock	35,042	33,653	1,389	Fort Smith	296	51	245
Camp Jos T. Robinson	29,334	13,261	16,073	North Little Rock	168	15	153
Camden	22,974	3,061	19,913	Arkadelphia	50	0	50
Fort Chaffee	20,844	13,854	6,990	Mountain Pine	50	0	50
Springdale	18,716	6,023	12,693	Ozark	40	0	40

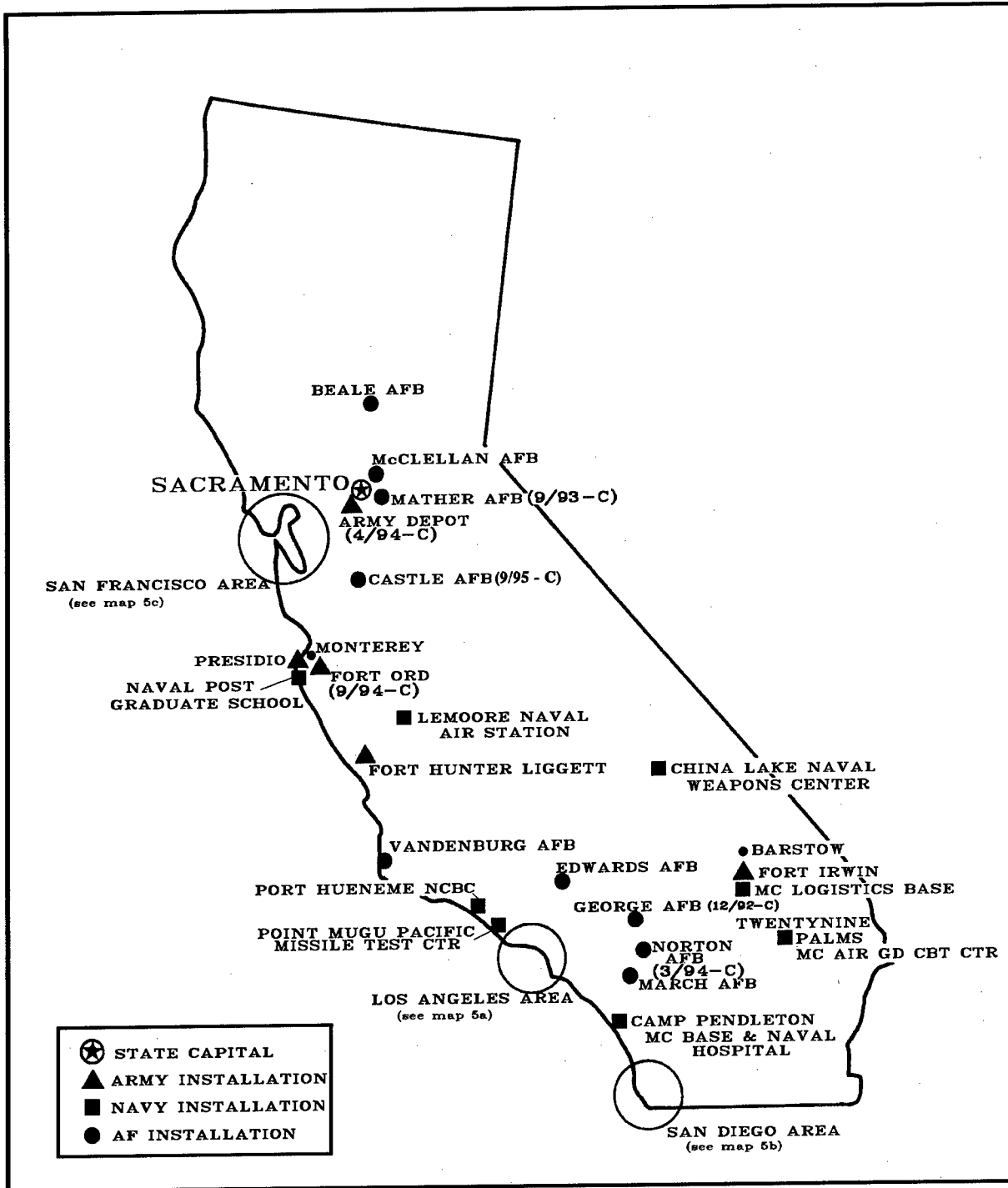
Prime Contracts Over \$25,000 (Prior Three Years)	Total	Army	Navy & Marine Corps	Air Force	Other Defense Activities
Fiscal Year 1996	\$249,281	\$109,603	\$36,418	\$42,257	\$61,003
Fiscal Year 1995	223,473	73,941	24,573	55,967	68,992
Fiscal Year 1994	373,506	132,326	80,365	100,959	59,856

Top Five Contractors Receiving the Largest Dollar Volume of Prime Contract Awards in this State	Total Amount	Major Area of Work	
		FSC or Service Code Description	Amount
1. BIG BEAR PETROLEUM OIL CO, INC	\$14,026	Liquid Propellants & Fuel, Petroleum Base	\$14,026
2. CLARK ENTERPRISES, INC	13,727	Other Miscellaneous Buildings	13,677
3. TYSON FOODS INC	11,399	Food Items for Resale	11,306
4. SCHNEIDER SA	10,358	Ammunition, 75 mm through 125 mm	9,672
5. ZODIAC SA	8,915	Airframe Structural Components	6,637
Total of Above	\$58,425	(30.5% of total awards over \$25,000)	

Prepared by: Washington Headquarters Services
Directorate for Information
Operations and Reports

MAP NO. 5

CALIFORNIA



Prepared by: Washington Headquarters Services
 Directorate for Information
 Operations and Reports

CALIFORNIA

FISCAL YEAR 1997

(DOLLARS IN THOUSANDS)

Personnel/Expenditures	Total	Army	Navy & Marine Corps	Air Force	Other Defense Activities
I. Personnel - Total	304,645	62,265	170,243	60,420	11,717
Active Duty Military	121,971	7,985	89,148	24,838	0
Civilian	78,963	7,877	41,906	17,463	11,717
Reserve & National Guard	103,711	46,403	39,189	18,119	0
II. Expenditures - Total	\$31,133,228	\$4,704,923	\$13,245,471	\$10,600,822	\$2,582,012
A. Payroll Outlays - Total	12,395,970	1,625,190	7,405,097	2,889,536	476,147
Active Duty Military Pay	4,493,790	199,725	3,478,337	815,728	0
Civilian Pay	3,587,992	271,947	2,068,918	770,980	476,147
Reserve & National Guard Pay	437,051	262,552	81,284	93,215	0
Retired Military Pay	3,877,137	890,966	1,776,558	1,209,613	0
B. Contracts Over \$25,000 - Total	18,477,305	3,006,196	5,765,252	7,654,991	2,050,866
Supply and Equipment Contracts	7,618,530	655,153	1,847,391	3,999,115	1,116,871
RDT&E Contracts	4,197,163	1,460,555	787,739	1,748,462	200,407
Service Contracts	5,341,832	428,025	2,340,511	1,839,776	733,520
Construction Contracts	970,056	112,739	789,611	67,638	68
Civil Function Contracts	349,724	349,724	0	0	0
C. Grants	259,953	73,537	75,122	56,295	54,999

Major Locations of Expenditures	Expenditures			Major Locations of Personnel	Military and Civilian Personnel		
	Total	Payroll Outlays	Grants/Contracts		Total	Active Duty Military	Civilian
San Diego	\$4,897,482	\$2,591,307	\$2,306,175	San Diego	36,187	23,549	12,638
Sunnyvale	2,233,333	75,844	2,157,489	Camp Pendleton	30,043	27,507	2,536
Long Beach	2,095,316	110,499	1,984,817	North Island NAS	11,173	5,505	5,668
Los Angeles	1,194,201	189,633	1,004,568	McClellan AFB	10,585	2,372	8,213
Sacramento	1,067,884	235,606	832,278	Travis AFB	9,885	7,986	1,899
Camp Pendleton	1,027,727	793,190	234,537	Twentynine Palms	9,590	8,704	886
Pico Rivera	981,407	4,214	977,193	Monterey	8,044	4,917	3,127
El Segundo	905,942	82,827	823,115	Edwards AFB	7,232	3,840	3,392
North Island NAS	569,062	517,590	51,472	Fort Irwin	5,173	4,597	576
Travis AFB/Fairfield	551,418	435,605	115,813	Port Hueneme	5,130	1,429	3,701

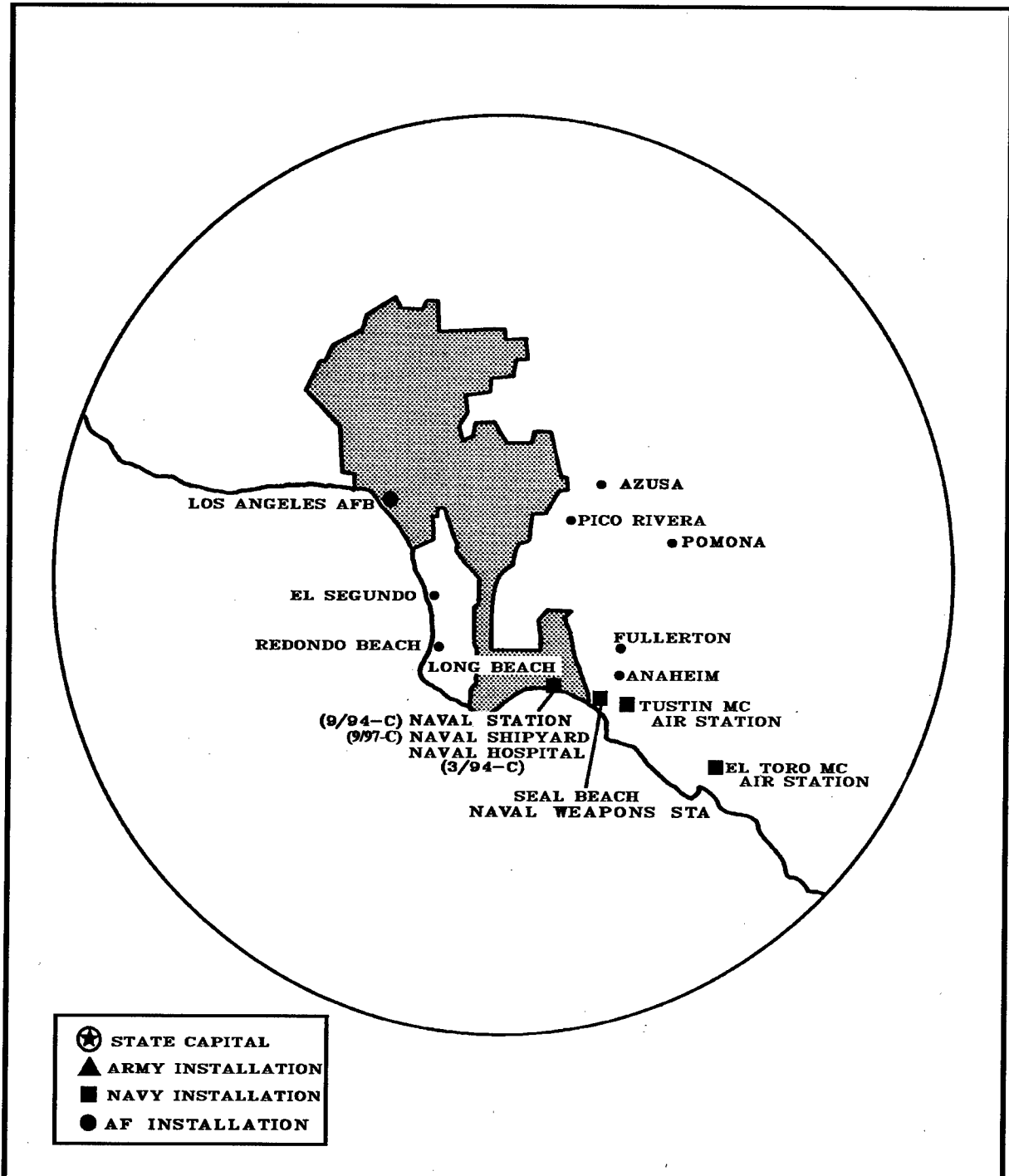
Prime Contracts Over \$25,000 (Prior Three Years)	Total	Army	Navy & Marine Corps	Air Force	Other Defense Activities
Fiscal Year 1996	\$18,229,724	\$2,962,443	\$5,013,183	\$8,341,634	\$1,912,464
Fiscal Year 1995	18,277,308	2,996,995	5,123,646	7,516,981	2,639,686
Fiscal Year 1994	22,573,106	3,130,829	6,094,026	11,222,203	2,126,048

Top Five Contractors Receiving the Largest Dollar Volume of Prime Contract Awards in this State	Total Amount	Major Area of Work	
		FSC or Service Code Description	Amount
1. BOEING COMPANY, THE INC	\$3,346,211	Aircraft Fixed Wing	\$1,848,811
2. LOCKHEED MARTIN CORPORATION	2,301,175	Guided Missiles	625,422
3. GENERAL MOTORS CORPORATION	1,291,755	Misc Electrical & Electronic Components	153,510
4. NORTHROP GRUMMAN CORPORATION	1,254,422	Aircraft Fixed Wing	790,912
5. FOUNDATION HEALTH SYSTEMS INC	655,884	General Health Care Services	658,204
Total of Above	\$8,849,447	(47.9% of total awards over \$25,000)	

Prepared by: Washington Headquarters Services
Directorate for Information
Operations and Reports

MAP NO. 5a

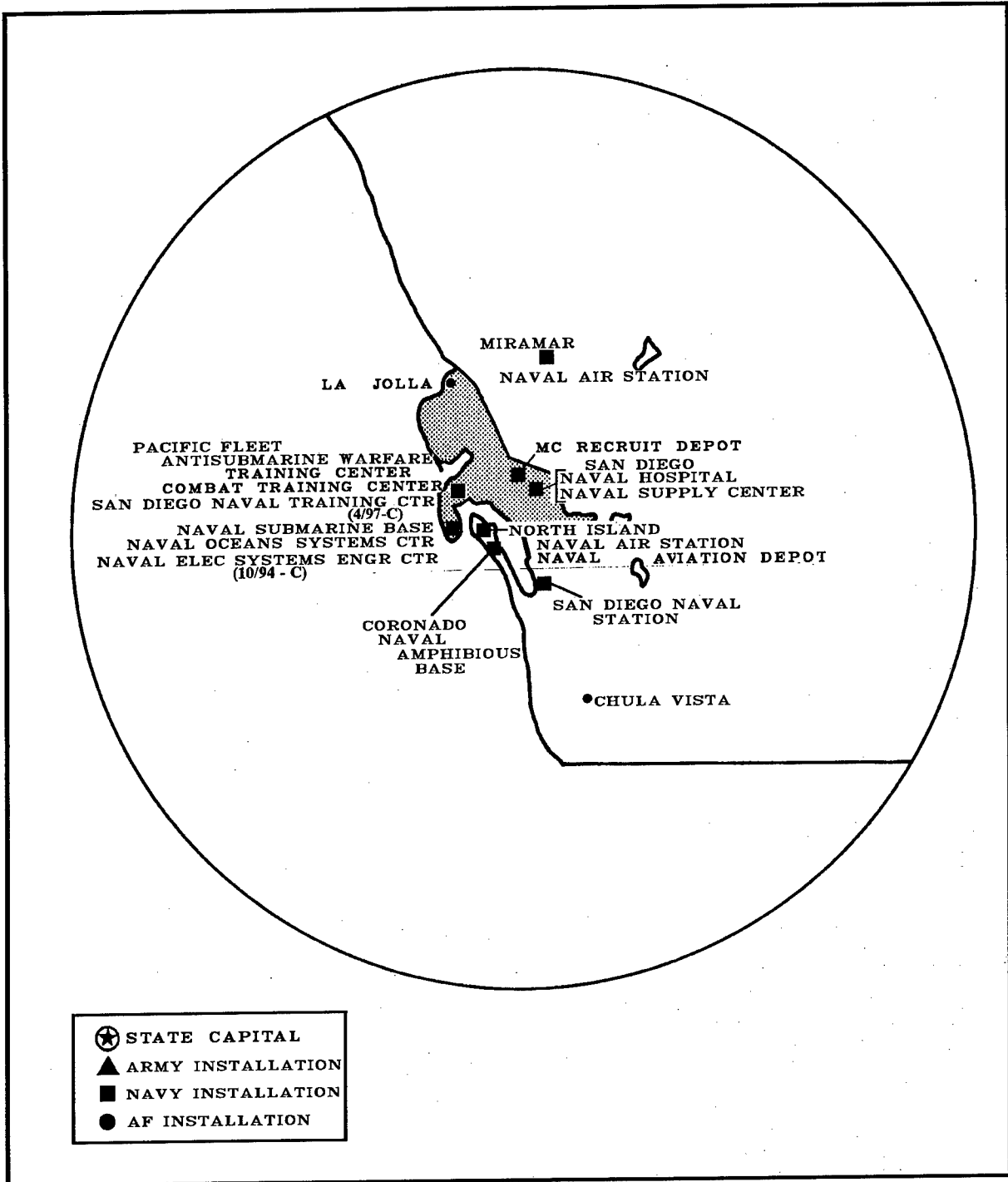
LOS ANGELES AREA



Prepared by: Washington Headquarters Services
Directorate for Information
Operations and Reports

MAP NO. 5b

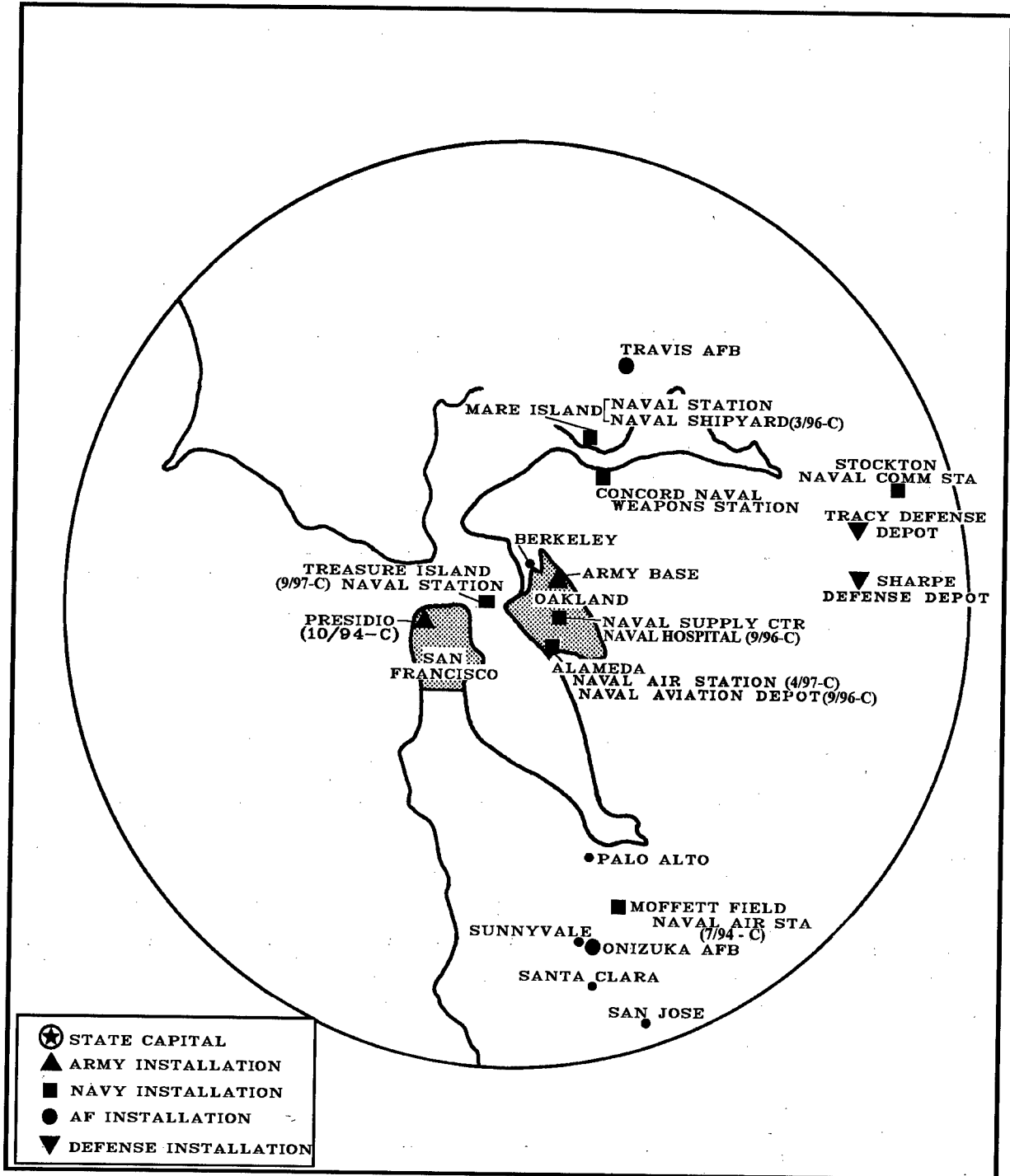
SAN DIEGO AREA



Prepared by: Washington Headquarters Services
Directorate for Information
Operations and Reports

MAP NO. 5c

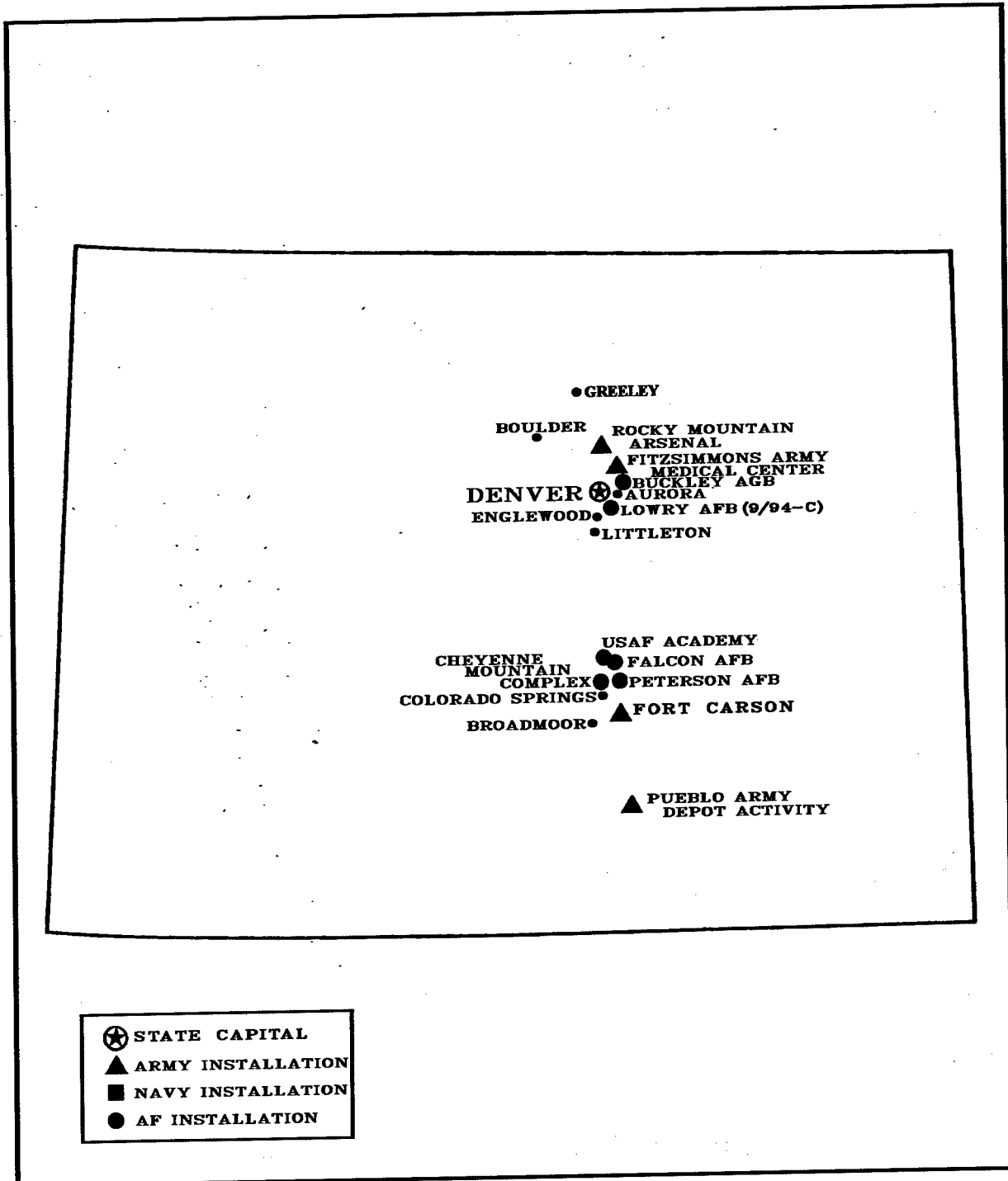
SAN FRANCISCO AREA



Prepared by: Washington Headquarters Services
Directorate for Information
Operations and Reports

MAP NO. 6

COLORADO



Prepared by: Washington Headquarters Services
Directorate for Information
Operations and Reports

COLORADO

FISCAL YEAR 1997

(DOLLARS IN THOUSANDS)

Personnel/Expenditures	Total	Army	Navy & Marine Corps	Air Force	Other Defense Activities
I. Personnel - Total	64,764	28,742	5,892	26,795	3,335
Active Duty Military	29,433	14,796	967	13,670	0
Civilian	11,501	3,277	35	4,854	3,335
Reserve & National Guard	23,830	10,669	4,890	8,271	0
II. Expenditures - Total	\$4,194,376	\$1,085,204	\$222,255	\$2,586,207	\$300,710
A. Payroll Outlays - Total	2,266,937	703,421	147,985	1,231,416	184,115
Active Duty Military Pay	931,557	369,900	33,508	528,149	0
Civilian Pay	475,001	93,810	1,634	195,442	184,115
Reserve & National Guard Pay	100,373	26,676	10,001	63,696	0
Retired Military Pay	760,006	213,035	102,842	444,129	0
B. Contracts Over \$25,000 - Total	1,900,223	369,664	67,406	1,350,648	112,505
Supply and Equipment Contracts	217,108	28,920	27,302	118,553	42,333
RDT&E Contracts	940,833	49,949	28,775	806,855	55,254
Service Contracts	605,962	155,633	11,329	424,082	14,918
Construction Contracts	124,155	122,997	0	1,158	0
Civil Function Contracts	12,165	12,165	0	0	0
C. Grants	27,216	12,119	6,864	4,143	4,090

Major Locations of Expenditures	Expenditures			Major Locations of Personnel	Military and Civilian Personnel		
	Total	Payroll Outlays	Grants/Contracts		Total	Active Duty Military	Civilian
Denver	\$1,131,006	\$314,768	\$816,238	Fort Carson	15,803	13,980	1,823
Colorado Springs	946,757	538,989	407,768	Air Force Academy	8,342	6,454	1,888
Fort Carson	505,676	397,933	107,743	Peterson AFB	4,799	3,218	1,581
Air Force Academy	364,868	315,053	49,815	Denver	3,788	1,246	2,542
Falcon	216,967	98,529	118,438	Falcon AFB	2,633	2,275	358
Aurora	197,744	185,535	12,209	Aurora	2,391	765	1,626
Littleton	162,295	36,584	125,711	Buckley AGB	853	852	1
Boulder	84,691	17,223	67,468	Colorado Springs	720	427	293
Buckley AGB	80,711	35,173	45,538	Lowry AFB	467	27	440
Englewood	73,499	17,326	56,173	Rocky Mountain Ars	194	1	193

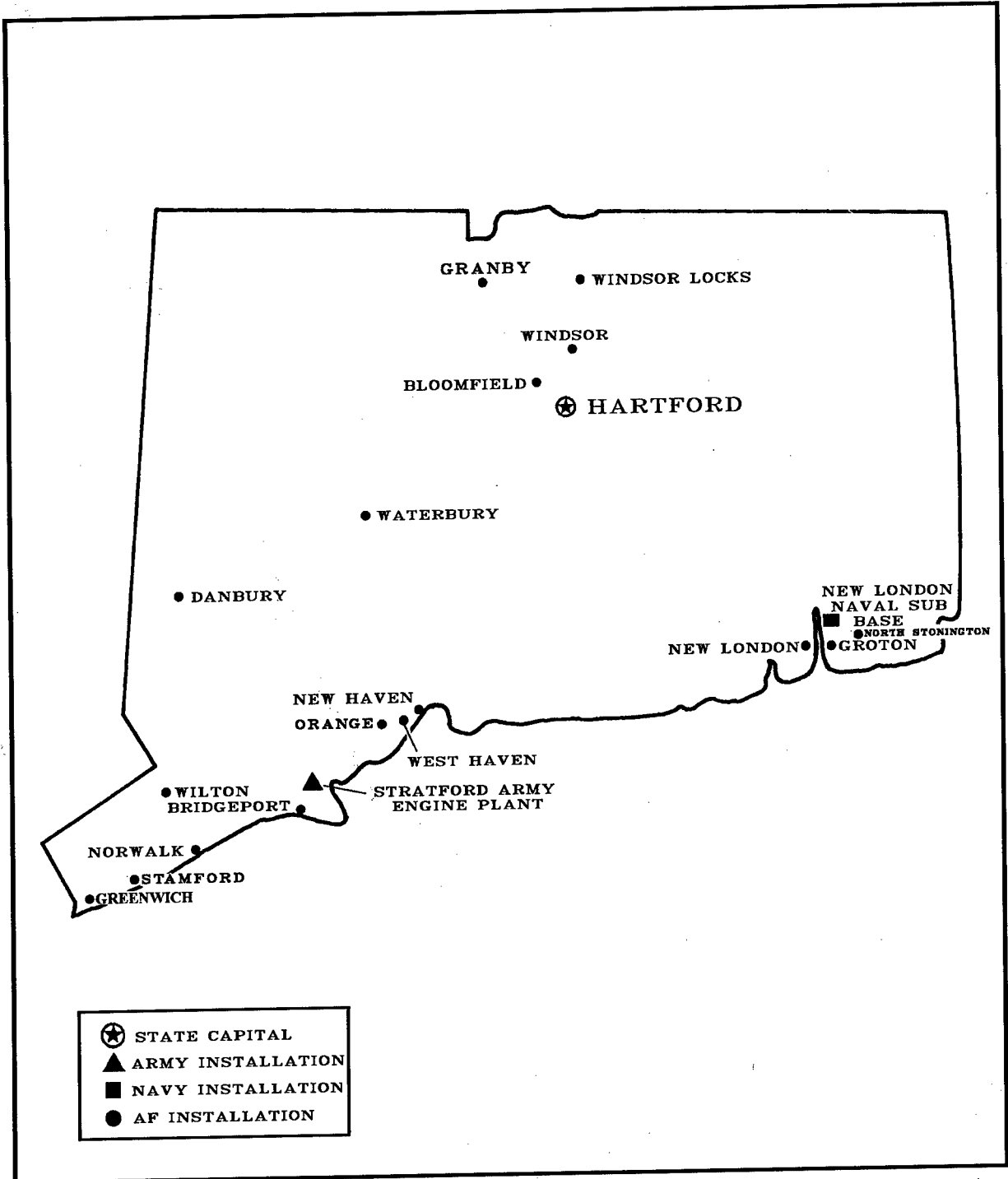
Prime Contracts Over \$25,000 (Prior Three Years)	Total	Army	Navy & Marine Corps	Air Force	Other Defense Activities
Fiscal Year 1996	\$2,045,076	\$366,110	\$47,192	\$1,486,413	\$145,361
Fiscal Year 1995	2,260,462	409,299	70,385	1,498,433	282,345
Fiscal Year 1994	2,619,907	481,669	67,122	1,937,279	133,837

Top Five Contractors Receiving the Largest Dollar Volume of Prime Contract Awards in this State	Total Amount	Major Area of Work	
		FSC or Service Code Description	Amount
1. LOCKHEED MARTIN CORPORATION	\$973,070	RDTE/Missile and Space Systems-Eng/Manuf D	\$656,686
2. KAMAN CORPORATION	85,018	Other ADP & Telecommunication Services	44,696
3. BERKSHIRE HATHAWAY, INC	54,189	Training Aids	28,425
4. LITTON INDUSTRIES, INC	40,594	Modification of Eq/Miscellaneous Equipment	34,439
5. TRW INC	40,026	Operation/Govt-Owned Contractor-Operated R	37,016
Total of Above	\$1,192,897	(62.8% of total awards over \$25,000)	

Prepared by: Washington Headquarters Services
Directorate for Information
Operations and Reports

MAP NO. 7

CONNECTICUT



Prepared by: Washington Headquarters Services
Directorate for Information
Operations and Reports

CONNECTICUT

FISCAL YEAR 1997

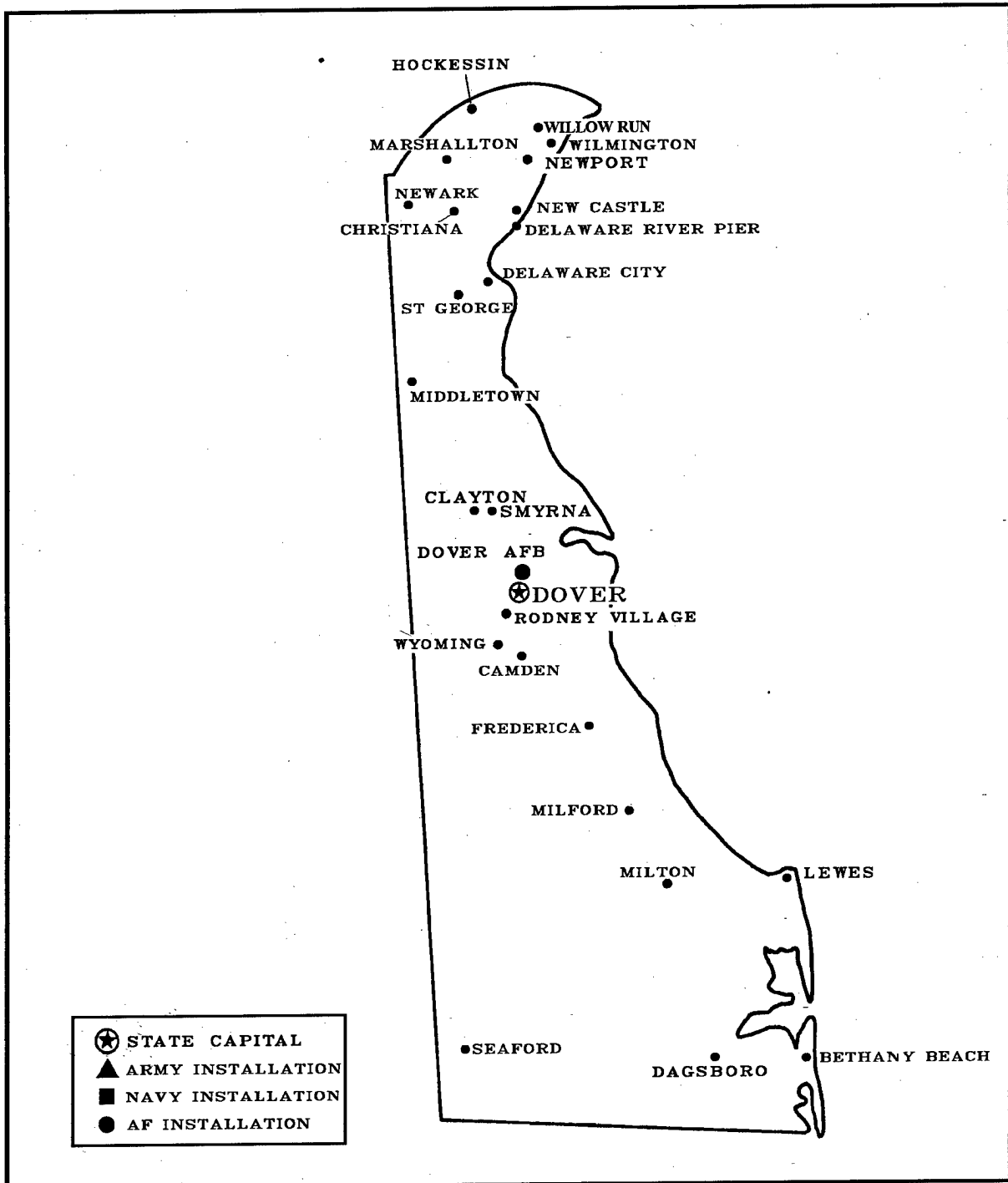
(DOLLARS IN THOUSANDS)

Personnel/Expenditures	Total	Army	Navy & Marine Corps	Air Force	Other Defense Activities		
I. Personnel - Total	20,624	8,456	9,287	2,010	871		
Active Duty Military	5,713	26	5,573	114	0		
Civilian	2,778	474	1,188	245	871		
Reserve & National Guard	12,133	7,956	2,526	1,651	0		
II. Expenditures - Total	\$3,183,783	\$651,645	\$2,169,095	\$214,640	\$148,403		
A. Payroll Outlays - Total	601,856	106,654	396,535	57,063	41,604		
Active Duty Military Pay	256,757	650	251,057	5,050	0		
Civilian Pay	119,299	13,234	53,337	11,124	41,604		
Reserve & National Guard Pay	44,037	34,093	3,155	6,789	0		
Retired Military Pay	181,763	58,677	88,986	34,100	0		
B. Contracts Over \$25,000 - Total	2,535,981	518,404	1,759,622	151,647	106,308		
Supply and Equipment Contracts	1,547,402	440,136	883,647	115,530	108,089		
RDT&E Contracts	551,643	19,044	514,570	17,514	515		
Service Contracts	380,827	18,993	347,285	16,845	2,296		
Construction Contracts	25,629	9,751	14,120	1,758	0		
Civil Function Contracts	30,480	30,480	0	0	0		
C. Grants	45,946	26,587	12,938	5,930	491		
Major Locations of Expenditures	Expenditures			Major Locations of Personnel	Military and Civilian Personnel		
	Total	Payroll Outlays	Grants/ Contracts		Total	Active Duty Military	Civilian
Groton	\$1,499,065	\$265,100	\$1,233,965	Groton	5,489	5,105	384
Stratford	605,260	16,862	588,390	New London	1,364	354	1,012
East Hartford	141,042	11,189	129,853	Stratford	319	22	297
New London	127,716	55,509	48,125	Hartford	308	151	157
Windsor Locks	62,963	12,971	49,992	East Hartford	231	1	230
Danbury	48,967	3,282	45,685	East Granby	203	0	203
North Stonington	43,073	2,264	40,809	Windsor Locks	174	1	173
Stamford	42,035	2,617	39,418	New Haven	47	28	19
Bloomfield	38,386	3,367	35,019	Orange	35	0	35
Norwalk	37,266	2,223	35,043	West Hartford	33	0	33
Prime Contracts Over \$25,000 (Prior Three Years)	Total	Army	Navy & Marine Corps	Air Force	Other Defense Activities		
Fiscal Year 1996	\$2,638,260	\$659,441	\$1,634,241	\$246,816	\$97,762		
Fiscal Year 1995	2,718,021	670,379	1,699,103	204,045	144,494		
Fiscal Year 1994	2,450,069	590,402	1,569,551	211,423	78,693		
Top Five Contractors Receiving the Largest Dollar Volume of Prime Contract Awards in this State	Total Amount	Major Area of Work					
		FSC or Service Code Description			Amount		
1. GENERAL DYNAMICS CORPORATION	\$1,188,209	Submarines			\$539,269		
2. UNITED TECHNOLOGIES CORPORATIO	695,536	Aircraft Rotary Wing			238,165		
3. ANALYSIS & TECHNOLOGY, INC.	64,402	Logistics Support Services			22,086		
4. ALLIED SIGNAL INC	43,539	Gas Turbines and Jet Eng, Non Acft; and Co			18,698		
5. KAMAN CORPORATION	36,830	Maint & Repair of Eq/Engines, Turbines & C			13,239		
Total of Above	\$2,028,516	(80.0% of total awards over \$25,000)					

Prepared by: Washington Headquarters Services
Directorate for Information
Operations and Reports

MAP NO. 8

DELAWARE



Prepared by: Washington Headquarters Services
Directorate for Information
Operations and Reports

DELAWARE

FISCAL YEAR 1997

(DOLLARS IN THOUSANDS)

Personnel/Expenditures	Total	Army	Navy & Marine Corps	Air Force	Other Defense Activities
I. Personnel - Total	11,693	2,838	695	8,079	81
Active Duty Military	3,889	9	20	3,860	0
Civilian	1,462	179	0	1,202	81
Reserve & National Guard	6,342	2,650	675	3,017	0
II. Expenditures - Total	\$415,270	\$112,808	\$30,633	\$262,551	\$9,278
A. Payroll Outlays - Total	300,719	40,153	17,196	240,418	2,952
Active Duty Military Pay	113,508	225	801	112,482	0
Civilian Pay	53,381	4,890	0	45,539	2,952
Reserve & National Guard Pay	28,882	7,678	1,597	19,607	0
Retired Military Pay	104,948	27,360	14,798	62,790	0
B. Contracts Over \$25,000 - Total	104,480	65,828	11,197	21,129	6,326
Supply and Equipment Contracts	41,180	33,599	1,544	2,229	3,808
RDT&E Contracts	4,693	1,971	1,285	1,063	374
Service Contracts	34,031	5,783	8,368	17,736	2,144
Construction Contracts	20,805	20,704	0	101	0
Civil Function Contracts	3,771	3,771	0	0	0
C. Grants	10,071	6,827	2,240	1,004	0

Major Locations of Expenditures	Expenditures			Major Locations of Personnel	Military and Civilian Personnel		
	Total	Payroll Outlays	Grants/Contracts		Total	Active Duty Military	Civilian
Dover	\$241,428	\$201,958	\$39,470	Dover AFB	4,944	3,846	1,098
Wilmington	37,929	19,011	18,918	New Castle	285	0	285
Frederica	26,435	2,316	24,119	Wilmington	46	25	21
Newark	17,693	8,700	8,993	Dover	27	2	25
New Castle	17,189	12,045	5,144	Newark	19	16	3
Camden	8,324	382	7,942	Lewes	9	0	9
Smyrna	4,034	2,254	1,780	Seaford	8	0	8
Milford	3,810	3,571	239	Frederica	5	0	5
Felton	3,657	3,627	30	Marshallton	5	0	5
Lewes	3,318	2,780	538	Clayton	1	0	1

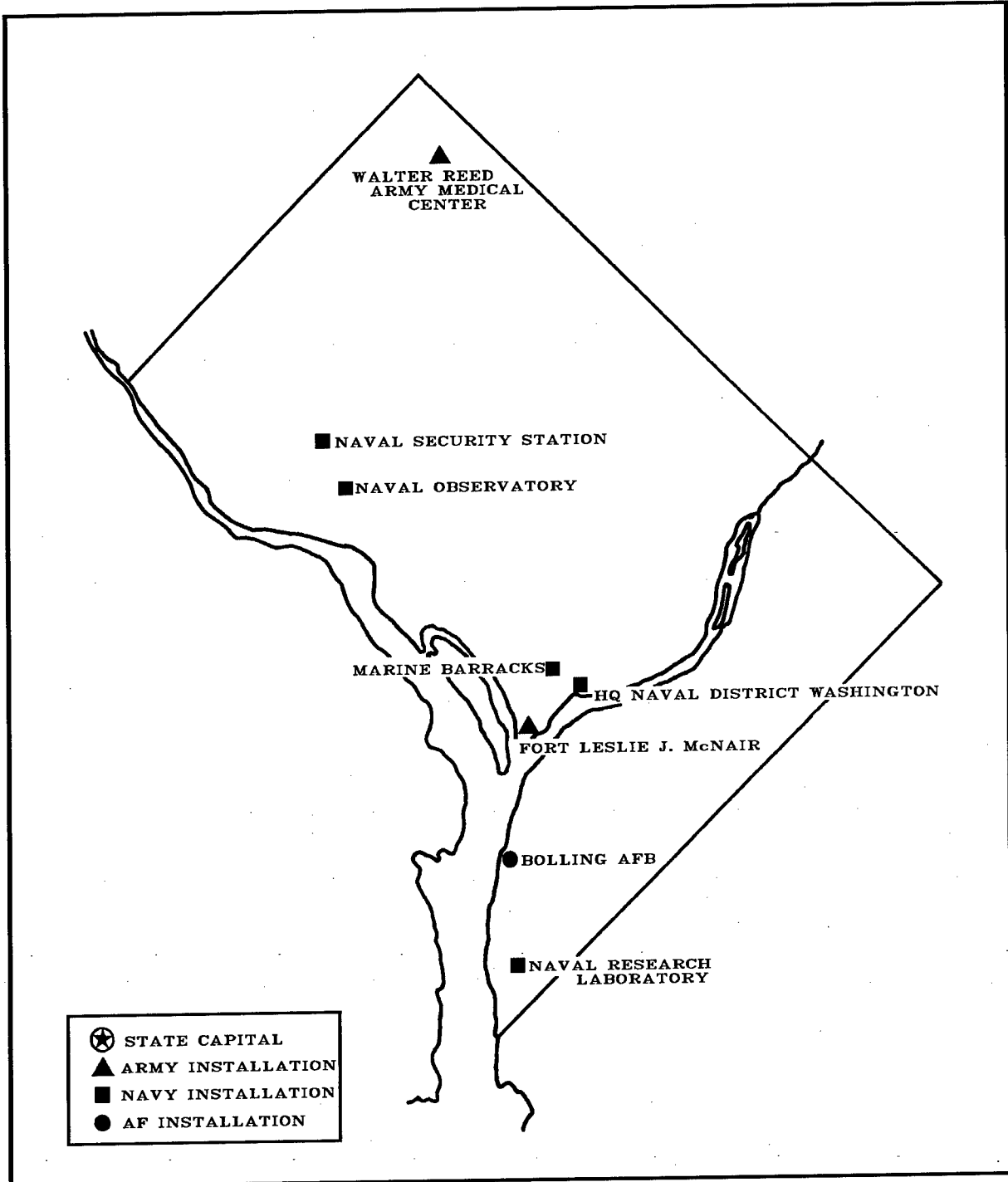
Prime Contracts Over \$25,000 (Prior Three Years)	Total	Army	Navy & Marine Corps	Air Force	Other Defense Activities
Fiscal Year 1996	\$101,554	\$43,006	\$13,094	\$33,993	\$11,461
Fiscal Year 1995	120,267	65,797	13,570	33,309	7,591
Fiscal Year 1994	107,605	56,026	3,431	39,166	8,982

Top Five Contractors Receiving the Largest Dollar Volume of Prime Contract Awards in this State	Total Amount	Major Area of Work	
		FSC or Service Code Description	Amount
1. I L C INDUSTRIES, INC	\$24,170	Safety and Rescue Equipment	\$22,856
2. COAKLEY & WILLIAMS CONSTRUCTIO	9,506	Other Residential Buildings	9,506
3. CHEMRING GROUP PLC	9,154	Pyrotechnics	7,548
4. CAESAR RODNEY SCHOOL DISTRICT	7,942	Faculty Salaries for Dependent Schools	7,942
5. ARCTIC SLOPE REGIONAL CORPORAT	6,407	All Other Non-Building Facilities	6,407
Total of Above	\$57,179	(54.7% of total awards over \$25,000)	

Prepared by: Washington Headquarters Services
Directorate for Information
Operations and Reports

MAP NO. 9

DISTRICT OF COLUMBIA



Prepared by: Washington Headquarters Services
Directorate for Information
Operations and Reports

DISTRICT OF COLUMBIA

FISCAL YEAR 1997

(DOLLARS IN THOUSANDS)

Personnel/Expenditures	Total	Army	Navy & Marine Corps	Air Force	Other Defense Activities
I. Personnel - Total	37,383	13,447	18,504	5,120	312
Active Duty Military	14,501	4,560	6,140	3,801	0
Civilian	12,782	4,756	6,636	1,078	312
Reserve & National Guard	10,100	4,131	5,728	241	0
II. Expenditures - Total	\$2,752,116	\$680,473	\$1,419,402	\$342,860	\$309,381
A. Payroll Outlays - Total	1,191,775	359,766	569,421	243,811	18,777
Active Duty Military Pay	450,040	114,000	159,249	176,791	0
Civilian Pay	622,877	183,282	372,121	48,697	18,777
Reserve & National Guard Pay	43,242	19,713	23,213	316	0
Retired Military Pay	75,616	42,771	14,838	18,007	0
B. Contracts Over \$25,000 - Total	1,525,660	312,975	825,740	97,639	289,306
Supply and Equipment Contracts	515,597	54,958	382,506	24,139	53,994
RDT&E Contracts	138,739	35,272	87,343	7,356	8,768
Service Contracts	799,295	186,871	323,326	62,554	226,544
Construction Contracts	36,858	703	32,565	3,590	0
Civil Function Contracts	35,171	35,171	0	0	0
C. Grants	34,681	7,732	24,241	1,410	1,298

Major Locations of Expenditures	Expenditures			Major Locations of Personnel	Military and Civilian Personnel		
	Total	Payroll Outlays	Grants/Contracts		Total	Active Duty Military	Civilian
Washington	\$2,766,041	\$1,205,700	\$1,560,341	Washington Bolling AFB Fort McNair	23,575 3,196 512	12,244 2,108 149	11,331 1,088 363

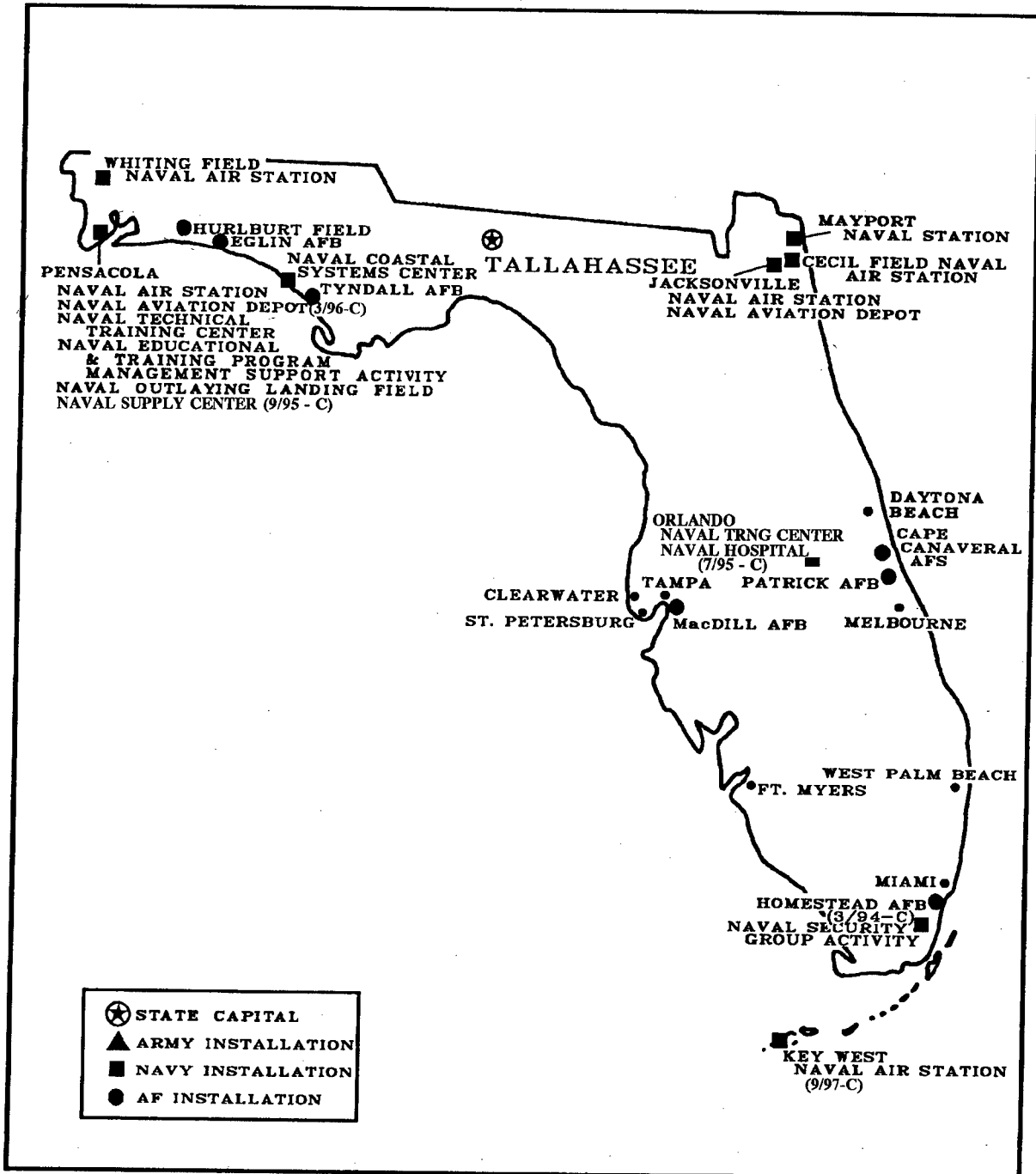
Prime Contracts Over \$25,000 (Prior Three Years)	Total	Army	Navy & Marine Corps	Air Force	Other Defense Activities
Fiscal Year 1996	\$1,482,673	\$281,343	\$698,327	\$109,463	\$393,540
Fiscal Year 1995	1,099,478	253,094	653,595	85,957	106,832
Fiscal Year 1994	1,095,904	223,817	576,622	90,639	204,826

Top Five Contractors Receiving the Largest Dollar Volume of Prime Contract Awards in this State	Total Amount	Major Area of Work	
		FSC or Service Code Description	Amount
1. GOVERNMENT OF THE UNITED STATE	\$365,125	Nuclear Reactors	\$361,239
2. AT&T CORP	157,913	ADP Telecommunications & Transmission Serv	106,801
3. INTERNATIONAL SHIPHOLDING CORP	73,710	Marine Charter For Things	73,710
4. KPMG PEAT MARWICK LLP	63,758	Cost Benefit Analyses	36,908
5. CLARK ENTERPRISES, INC	28,692	Other Miscellaneous Buildings	18,761
Total of Above	\$689,198	(45.2% of total awards over \$25,000)	

Prepared by: Washington Headquarters Services
Directorate for Information
Operations and Reports

MAP NO. 10

FLORIDA



Prepared by: Washington Headquarters Services
 Directorate for Information
 Operations and Reports

FLORIDA

FISCAL YEAR 1997

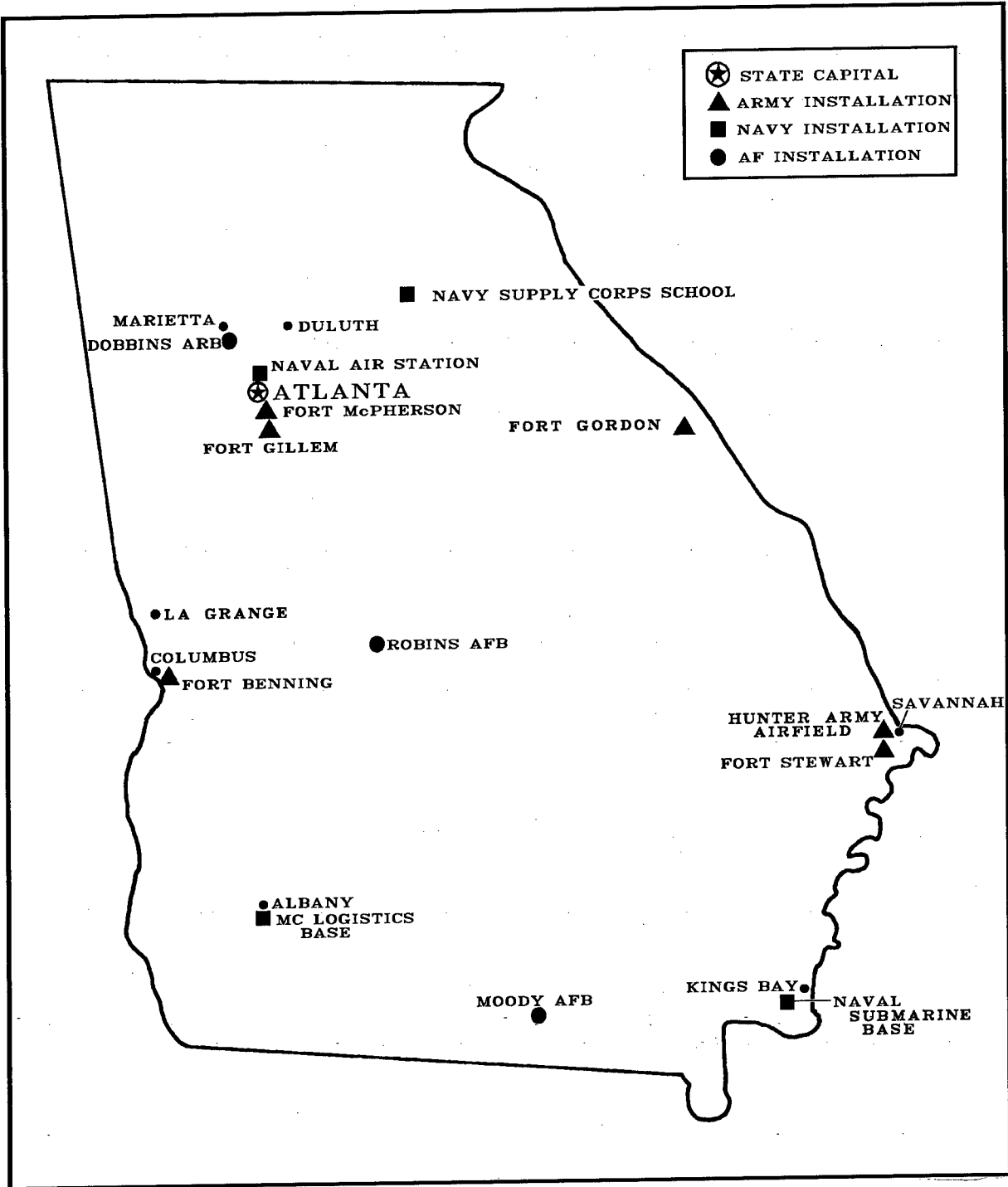
(DOLLARS IN THOUSANDS)

Personnel/Expenditures	Total	Army	Navy & Marine Corps	Air Force	Other Defense Activities		
I. Personnel - Total	145,525	35,725	61,786	44,645	3,369		
Active Duty Military	57,426	2,488	28,472	26,466	0		
Civilian	28,294	2,399	14,146	8,360	3,369		
Reserve & National Guard	59,805	30,838	19,168	9,799	0		
II. Expenditures - Total	\$13,373,750	\$2,303,541	\$4,853,768	\$5,915,967	\$300,474		
A. Payroll Outlays - Total	6,910,466	1,123,437	3,097,369	2,553,385	136,275		
Active Duty Military Pay	2,230,179	62,200	1,285,301	882,678	0		
Civilian Pay	1,206,163	89,536	619,532	360,820	136,275		
Reserve & National Guard Pay	183,871	104,482	41,698	37,691	0		
Retired Military Pay	3,290,253	867,219	1,150,838	1,272,196	0		
B. Contracts Over \$25,000 - Total	6,393,964	1,166,357	1,711,361	3,354,039	162,207		
Supply and Equipment Contracts	2,275,629	617,225	482,689	1,060,342	115,373		
RDT&E Contracts	2,117,236	288,768	354,909	1,470,048	3,511		
Service Contracts	1,697,522	129,007	714,305	810,887	43,323		
Construction Contracts	233,567	61,347	159,458	12,762	0		
Civil Function Contracts	70,010	70,010	0	0	0		
C. Grants	69,320	13,747	45,038	8,543	1,992		
Major Locations of Expenditures	Expenditures			Major Locations of Personnel	Military and Civilian Personnel		
	Total	Payroll Outlays	Grants/Contracts		Total	Active Duty Military	Civilian
Jacksonville	\$1,676,000	\$1,401,177	\$274,823	Pensacola	14,149	9,685	4,464
Orlando	1,672,776	370,693	1,302,083	Jacksonville	14,073	6,630	7,443
Melbourne	1,307,041	154,071	1,152,970	Eglin AFB	11,690	7,793	3,897
West Palm Beach	1,113,105	37,023	1,076,082	Hurlburt Field	8,075	7,468	607
Pensacola	909,791	687,429	222,362	MacDill AFB	6,293	5,125	1,168
Eglin AFB	648,708	434,085	214,623	Orlando	6,128	3,596	2,532
Tampa	491,250	366,557	124,693	Tyndall AFB	5,190	4,305	885
Saint Petersburg	383,290	94,638	288,652	Mayport Nav Station	4,201	3,352	849
Clearwater	318,952	50,260	268,692	Patrick AFB	3,206	1,869	1,337
Cape Canaveral AFS	281,102	24,940	256,162	Cecil Field NAS	2,726	2,388	338
Prime Contracts Over \$25,000 (Prior Three Years)	Total	Army	Navy & Marine Corps	Air Force	Other Defense Activities		
Fiscal Year 1996	\$5,862,639	\$1,240,854	\$1,405,197	\$3,060,210	\$156,378		
Fiscal Year 1995	6,216,172	1,420,918	1,623,889	3,032,375	138,990		
Fiscal Year 1994	5,910,498	1,193,694	1,239,947	3,307,679	169,178		
Top Five Contractors Receiving the Largest Dollar Volume of Prime Contract Awards in this State	Total Amount	Major Area of Work					
		FSC or Service Code Description	Amount				
1. NORTHROP GRUMMAN CORPORATION	\$1,082,106	RDTE/Electronics & Communication Eq-Eng/Ma	\$609,979				
2. UNITED TECHNOLOGIES CORPORATIO	1,068,815	Gas Turbines and Jet Engines, Acft & Comps	614,895				
3. LOCKHEED MARTIN CORPORATION	892,836	Electronic Modules	163,133				
4. LONGBOW LLC	338,015	Guided Missiles	234,253				
5. RAYTHEON COMPANY INC	159,823	RDTE/Electronics & Communication Eq-Adv Te	69,825				
Total of Above	\$3,541,595	(55.4% of total awards over \$25,000)					

Prepared by: Washington Headquarters Services
Directorate for Information
Operations and Reports

MAP NO. 11

GEORGIA



Prepared by: Washington Headquarters Services
Directorate for Information
Operations and Reports

GEORGIA

FISCAL YEAR 1997

(DOLLARS IN THOUSANDS)

Personnel/Expenditures	Total	Army	Navy & Marine Corps	Air Force	Other Defense Activities
I. Personnel - Total	141,245	89,226	20,040	28,596	3,383
Active Duty Military	62,947	47,892	5,444	9,611	0
Civilian	31,827	12,155	4,870	11,419	3,383
Reserve & National Guard	46,471	29,179	9,726	7,566	0
II. Expenditures - Total	\$8,071,247	\$2,801,819	\$946,154	\$4,070,149	\$253,125
A. Payroll Outlays - Total	4,090,405	2,149,769	658,343	1,161,121	121,172
Active Duty Military Pay	1,728,243	1,197,300	228,355	302,588	0
Civilian Pay	1,174,403	391,780	193,537	467,914	121,172
Reserve & National Guard Pay	189,354	114,519	21,751	53,084	0
Retired Military Pay	998,405	446,170	214,700	337,535	0
B. Contracts Over \$25,000 - Total	3,949,526	633,118	279,988	2,906,497	129,923
Supply and Equipment Contracts	1,444,132	81,667	112,414	1,130,860	119,191
RDT&E Contracts	1,584,208	24,287	10,466	1,549,307	148
Service Contracts	705,202	322,737	152,656	219,225	10,584
Construction Contracts	178,731	167,174	4,452	7,105	0
Civil Function Contracts	37,253	37,253	0	0	0
C. Grants	31,316	18,932	7,823	2,531	2,030

Major Locations of Expenditures	Expenditures			Major Locations of Personnel	Military and Civilian Personnel		
	Total	Payroll Outlays	Grants/Contracts		Total	Active Duty Military	Civilian
Marietta	\$2,653,941	\$112,291	\$2,541,650	Fort Benning	22,236	17,477	4,759
Robins AFB	779,123	648,037	131,086	Fort Stewart	17,782	15,383	2,399
Fort Benning	690,544	573,475	117,069	Robins AFB	16,028	4,908	11,120
Fort Stewart	548,714	482,780	65,934	Fort Gordon	12,051	9,475	2,576
Atlanta	492,247	236,376	255,871	Kings Bay	5,077	2,858	2,219
Fort Gordon	378,871	303,980	74,891	Moody AFB	4,567	4,111	456
Savannah	358,524	175,478	183,046	Hunter Army Airfield	4,469	4,042	427
Kings Bay	311,573	233,989	77,584	Albany	3,345	743	2,602
Albany	152,899	151,847	1,052	Fort McPherson	3,030	1,464	1,566
Warner Robins	151,560	59,872	91,688	Marietta	1,563	1,015	548

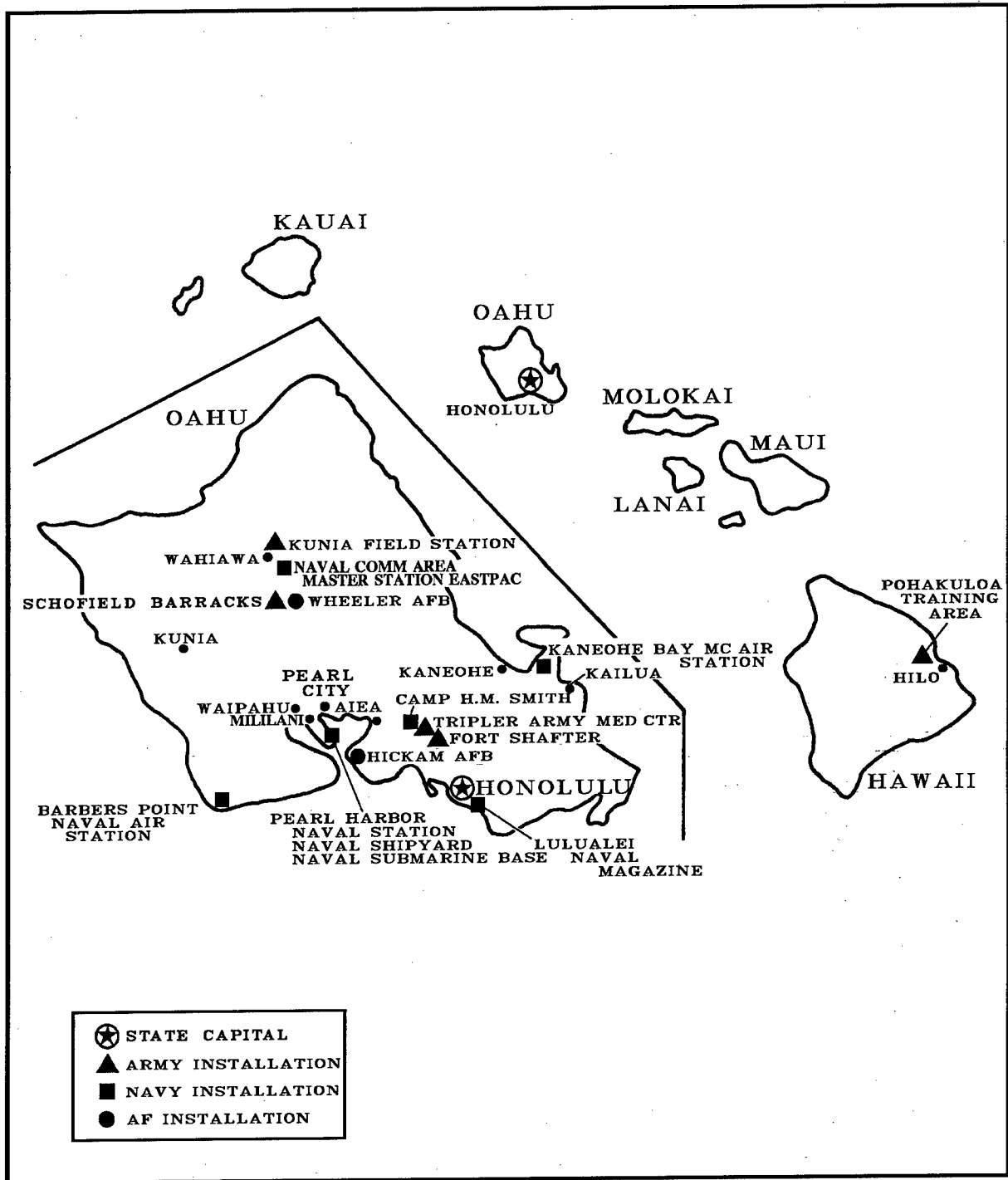
Prime Contracts Over \$25,000 (Prior Three Years)	Total	Army	Navy & Marine Corps	Air Force	Other Defense Activities
Fiscal Year 1996	\$3,965,723	\$573,730	\$421,204	\$2,837,963	\$132,826
Fiscal Year 1995	3,517,341	558,082	272,484	2,558,533	128,242
Fiscal Year 1994	4,120,715	602,866	311,701	3,093,654	112,494

Top Five Contractors Receiving the Largest Dollar Volume of Prime Contract Awards in this State	Total Amount	Major Area of Work	
		FSC or Service Code Description	Amount
1. LOCKHEED MARTIN CORPORATION	\$2,556,536	RDTE/Aircraft-Demo/Valid	\$1,508,291
2. GULFSTREAM AEROSPACE CORPORATI	131,757	Aircraft Fixed Wing	119,837
3. JOHNSON CONTROLS, INC	59,393	Facilities Operations Support Services	31,305
4. BOEING COMPANY, THE INC	57,668	Bombs	46,544
5. BELL CORP OF ROCHESTER	50,906	Other Airfield Structures	50,906
Total of Above	\$2,856,260	(72.3% of total awards over \$25,000)	

Prepared by: Washington Headquarters Services
Directorate for Information
Operations and Reports

MAP NO. 12

HAWAII



Prepared by: Washington Headquarters Services
Directorate for Information
Operations and Reports

HAWAII

FISCAL YEAR 1997

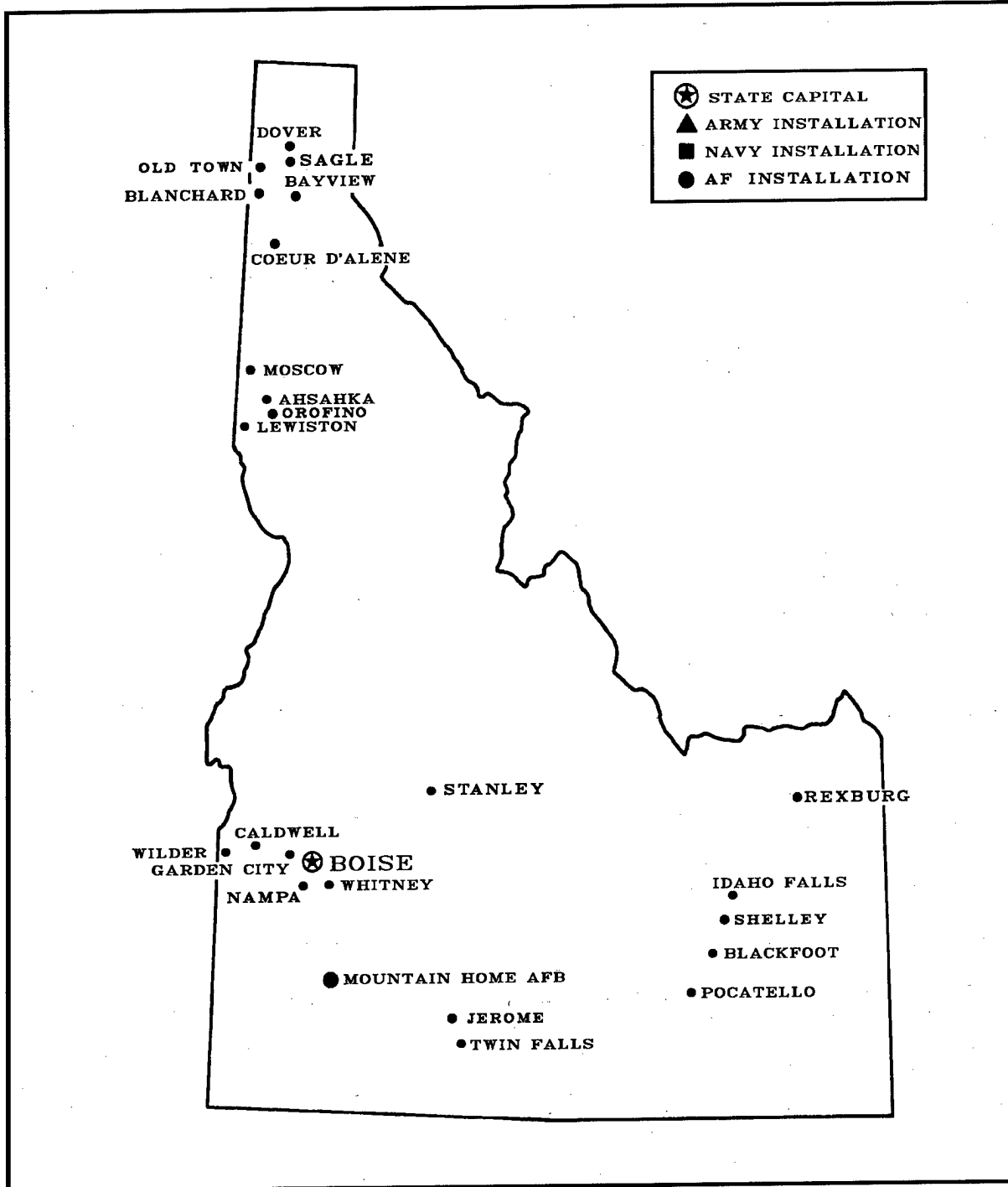
(DOLLARS IN THOUSANDS)

Personnel/Expenditures	Total	Army	Navy & Marine Corps	Air Force	Other Defense Activities		
I. Personnel - Total	62,491	25,707	26,889	8,770	1,125		
Active Duty Military	34,826	15,249	15,963	3,614	0		
Civilian	17,216	4,779	9,361	1,951	1,125		
Reserve & National Guard	10,449	5,679	1,565	3,205	0		
II. Expenditures - Total	\$3,212,059	\$840,142	\$1,816,051	\$425,396	\$130,470		
A. Payroll Outlays - Total	2,225,528	587,022	1,278,353	319,120	41,033		
Active Duty Military Pay	1,261,531	381,300	732,274	147,957	0		
Civilian Pay	713,374	132,437	451,238	88,666	41,033		
Reserve & National Guard Pay	25,016	3,997	4,266	16,753	0		
Retired Military Pay	225,607	69,288	90,575	65,744	0		
B. Contracts Over \$25,000 - Total	957,354	248,629	533,038	93,845	81,842		
Supply and Equipment Contracts	87,353	5,715	14,876	4,351	62,411		
RDT&E Contracts	24,698	3,630	5,956	15,112	0		
Service Contracts	607,753	188,378	325,777	74,240	19,358		
Construction Contracts	228,980	42,336	186,429	142	73		
Civil Function Contracts	8,570	8,570	0	0	0		
C. Grants	29,177	4,491	4,660	12,431	7,595		
Major Locations of Expenditures	Expenditures			Major Locations of Personnel	Military and Civilian Personnel		
	Total	Payroll Outlays	Grants/Contracts		Total	Active Duty Military	Civilian
Pearl Harbor	\$1,171,718	\$854,141	\$317,577	Pearl Harbor	15,134	7,310	7,824
Honolulu	417,967	248,833	169,134	Schofield Barracks	11,398	10,056	1,342
Schofield Barracks	375,434	287,046	88,388	Kaneohe	6,085	5,471	614
Hickam AFB	282,592	213,396	69,196	Hickam AFB	5,069	3,255	1,814
Kaneohe	262,193	163,631	98,562	Fort Shafter	2,584	1,287	1,297
Barbers Point NAS	123,975	85,636	38,339	Tripler Army Med Ctr	2,548	1,416	1,132
Wheeler AFB/Army Fld	75,518	69,496	6,022	Wheeler AFB/Army Fld	2,007	1,339	668
Aiea	52,414	42,962	9,452	Kunia	1,408	1,317	91
Kunia	38,252	37,394	858	Barbers Point NAS	1,321	926	395
Camp H.M. Smith	36,990	28,236	8,754	Aiea	765	544	221
Prime Contracts Over \$25,000 (Prior Three Years)	Total	Army	Navy & Marine Corps	Air Force	Other Defense Activities		
Fiscal Year 1996	\$928,480	\$223,284	\$519,812	\$106,940	\$78,444		
Fiscal Year 1995	673,641	227,674	308,584	84,202	53,181		
Fiscal Year 1994	803,297	263,183	425,998	68,291	45,825		
Top Five Contractors Receiving the Largest Dollar Volume of Prime Contract Awards in this State	Total Amount	Major Area of Work		FSC or Service Code Description	Amount		
1. KIEWIT, PETER SONS' INC DE COR	\$70,368	Other Airfield Structures			\$49,537		
2. DILLINGHAM CONSTRUCTION HOLDIN	62,710	Family Housing Facilities			38,864		
3. FLETCHER CHALLENGE LIMITED	45,484	Other Residential Buildings			25,085		
4. THE BROKEN HILL PROPRIETARY CO	44,724	Fuel Oils			43,121		
5. HAWAIIAN ELECTRIC INDUSTRIES I	35,665	Electric Services			35,665		
Total of Above	\$258,951	(27.0% of total awards over \$25,000)					

Prepared by: Washington Headquarters Services
Directorate for Information
Operations and Reports

MAP NO. 13

IDAHO



Prepared by: Washington Headquarters Services
Directorate for Information
Operations and Reports

IDAHO

FISCAL YEAR 1997

(DOLLARS IN THOUSANDS)

Personnel/Expenditures	Total	Army	Navy & Marine Corps	Air Force	Other Defense Activities
I. Personnel - Total	13,994	5,930	1,270	6,744	50
Active Duty Military	4,524	20	80	4,424	0
Civilian	1,431	650	60	671	50
Reserve & National Guard	8,039	5,260	1,130	1,649	0
II. Expenditures - Total	\$505,131	\$149,211	\$75,023	\$265,695	\$15,202
A. Payroll Outlays - Total	344,622	60,987	53,411	228,685	1,539
Active Duty Military Pay	121,431	500	2,644	118,287	0
Civilian Pay	44,734	15,288	3,088	24,819	1,539
Reserve & National Guard Pay	22,003	13,020	1,786	7,197	0
Retired Military Pay	156,454	32,179	45,893	78,382	0
B. Contracts Over \$25,000 - Total	147,091	75,415	21,612	36,714	13,350
Supply and Equipment Contracts	41,931	10,581	7,550	10,691	13,109
RDT&E Contracts	14,072	7,218	6,269	344	241
Service Contracts	29,006	3,261	503	25,242	0
Construction Contracts	28,888	21,161	7,290	437	0
Civil Function Contracts	33,194	33,194	0	0	0
C. Grants	13,418	12,809	0	296	313

Major Locations of Expenditures	Expenditures			Major Locations of Personnel	Military and Civilian Personnel		
	Total	Payroll Outlays	Grants/Contracts		Total	Active Duty Military	Civilian
Mountain Home AFB	\$181,302	\$144,841	\$36,461	Mountain Home AFB	5,142	4,418	724
Boise	101,880	58,719	43,161	Boise	529	38	491
Nampa	28,129	5,459	22,670	Old Town	60	0	60
Kellogg	22,666	768	21,898	Bayview	54	1	53
Mountain Home	17,603	17,282	321	Moscow	54	51	3
Idaho Falls	17,264	10,411	6,853	Ahsahka	49	0	49
Bayview	15,071	3,476	11,595	Idaho Falls	24	9	15
Ahsahka	7,040	2,026	5,014	Pocatello	17	2	15
Pocatello	6,359	6,139	220	Mountain Home	7	1	6
Lewiston	5,596	3,349	2,247	Coeur d'Alene	5	1	4

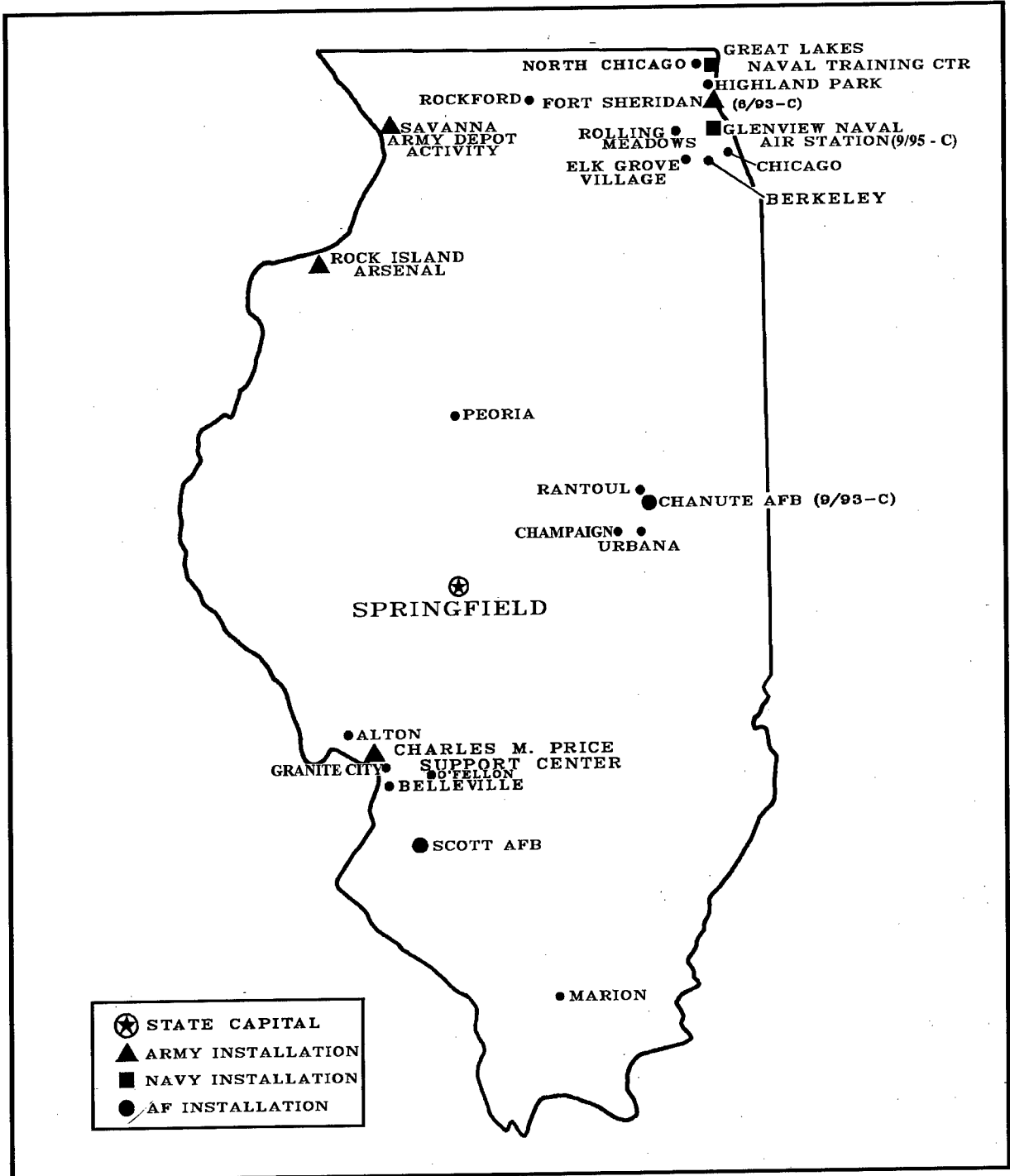
Prime Contracts Over \$25,000 (Prior Three Years)	Total	Army	Navy & Marine Corps	Air Force	Other Defense Activities
Fiscal Year 1996	\$132,517	\$80,283	\$11,592	\$26,698	\$13,944
Fiscal Year 1995	96,903	51,026	5,585	29,066	11,226
Fiscal Year 1994	66,159	26,907	2,844	19,550	16,858

Top Five Contractors Receiving the Largest Dollar Volume of Prime Contract Awards in this State	Total Amount	Major Area of Work	
		FSC or Service Code Description	Amount
1. MICRON TECHNOLOGY INC	\$30,421	ADPE System Configuration	\$9,125
2. MORRISON KNUDSEN CORPORATION	21,058	Other Architect & Engineering Services	21,058
3. CRISTOBAL CONSTRUCTION INC	8,708	Maint/Other Warehouse Buildings	3,485
4. TRITON MARINE CONSTRUCTION COR	7,818	Government-Owned Government-Operated R&D F	7,093
5. ORMOND BUILDERS INC	7,634	Other Airfield Structures	7,634
Total of Above	\$75,639	(51.4% of total awards over \$25,000)	

Prepared by: Washington Headquarters Services
Directorate for Information
Operations and Reports

MAP NO. 14

ILLINOIS



Prepared by: Washington Headquarters Services
Directorate for Information
Operations and Reports

ILLINOIS

FISCAL YEAR 1997

(DOLLARS IN THOUSANDS)

Personnel/Expenditures	Total	Army	Navy & Marine Corps	Air Force	Other Defense Activities
I. Personnel - Total	91,624	36,697	36,881	16,350	1,696
Active Duty Military	30,399	713	23,663	6,023	0
Civilian	14,732	7,888	1,884	3,264	1,696
Reserve & National Guard	46,493	28,096	11,334	7,063	0
II. Expenditures - Total	\$3,368,603	\$1,105,761	\$990,576	\$913,840	\$358,426
A. Payroll Outlays - Total	2,073,166	604,956	777,337	623,628	67,245
Active Duty Military Pay	815,459	17,825	551,588	246,046	0
Civilian Pay	616,892	331,060	74,246	144,341	67,245
Reserve & National Guard Pay	148,525	97,117	21,463	29,945	0
Retired Military Pay	492,290	158,954	130,040	203,296	0
B. Contracts Over \$25,000 - Total	1,248,130	483,132	199,226	276,995	288,777
Supply and Equipment Contracts	644,727	209,058	65,509	149,288	220,872
RDT&E Contracts	122,293	42,294	7,982	26,344	45,673
Service Contracts	290,498	74,929	92,771	100,566	22,232
Construction Contracts	60,859	27,098	32,964	797	0
Civil Function Contracts	129,753	129,753	0	0	0
C. Grants	47,307	17,673	14,013	13,217	2,404

Major Locations of Expenditures	Expenditures			Major Locations of Personnel	Military and Civilian Personnel		
	Total	Payroll Outlays	Grants/ Contracts		Total	Active Duty Military	Civilian
Great Lakes	\$720,462	\$617,532	\$102,930	Great Lakes	25,029	23,151	1,878
Scott AFB	444,986	386,766	58,220	Scott AFB	9,256	6,131	3,125
Rock Island	341,703	268,054	73,649	Rock Island	6,444	168	6,276
Chicago	232,816	88,821	143,995	Chicago	1,055	131	924
Rolling Meadows	166,964	1,794	165,170	Fort Sheridan	561	501	60
Marion	159,592	3,648	155,944	Savanna Army Depot	404	1	403
Brookport	61,062	510	60,552	Springfield	366	21	345
Rockford	58,703	9,179	49,524	Champaign	339	33	306
Glenview	55,229	4,011	51,218	Peoria	277	14	263
Belleville	50,723	32,425	18,298	North Chicago	122	6	116

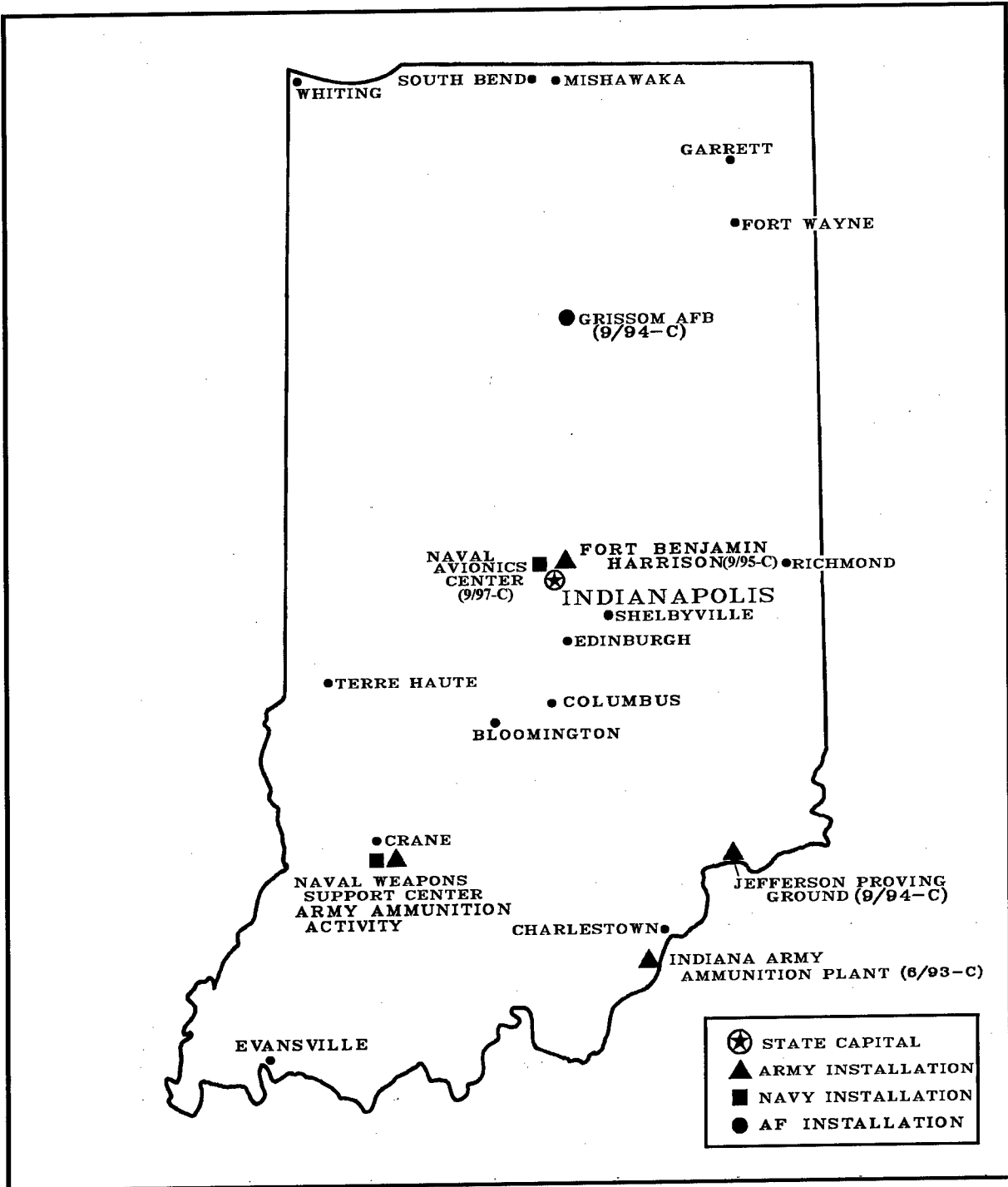
Prime Contracts Over \$25,000 (Prior Three Years)	Total	Army	Navy & Marine Corps	Air Force	Other Defense Activities
Fiscal Year 1996	\$1,256,010	\$512,439	\$274,739	\$235,857	\$232,975
Fiscal Year 1995	1,150,883	359,226	173,904	381,119	236,634
Fiscal Year 1994	1,256,390	368,852	125,884	484,352	277,302

Top Five Contractors Receiving the Largest Dollar Volume of Prime Contract Awards in this State	Total Amount	Major Area of Work	
		FSC or Service Code Description	Amount
1. NORTHROP GRUMMAN CORPORATION	\$163,619	Elct Cntrmsrs, Cntr-Cntr-Msrs & Qck Rctn C	\$74,487
2. PRIMEX TECHNOLOGIES, INC	82,914	Ammunition, through 30 mm	46,102
3. OWEN CORPORATION SYSTEMS GROUP	82,415	Ammunition, 75 mm through 125 mm	69,976
4. I I T RESEARCH INSTITUTE INC	59,925	RDTE/Other Research & Development-Eng/Manu	39,949
5. LANE INDUSTRIES INCORPORATED	57,391	All Other Non-Building Facilities	57,391
Total of Above	\$446,264	(35.8% of total awards over \$25,000)	

Prepared by: Washington Headquarters Services
Directorate for Information
Operations and Reports

MAP NO. 15

INDIANA



Prepared by: Washington Headquarters Services
Directorate for Information
Operations and Reports

INDIANA

FISCAL YEAR 1997

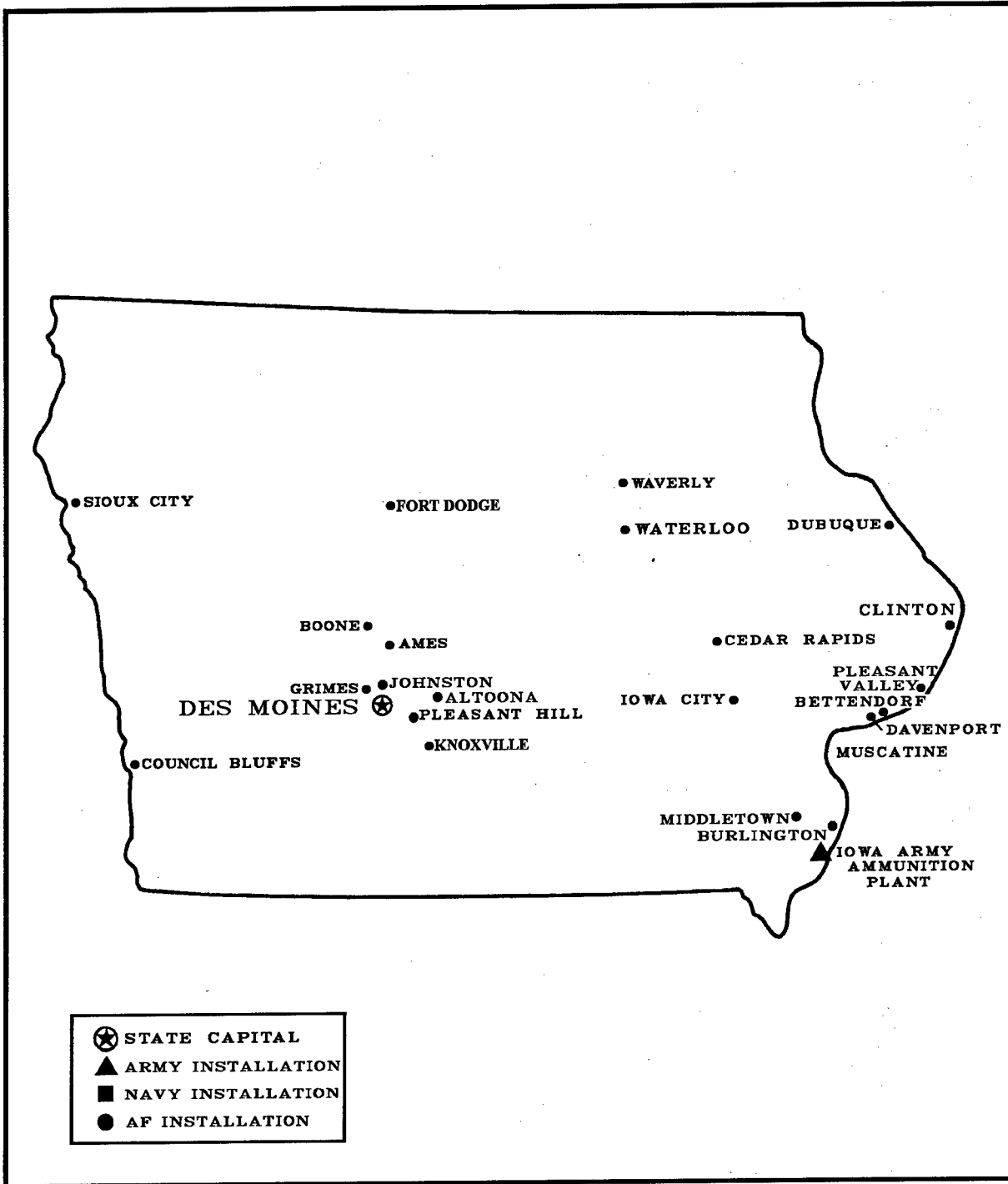
(DOLLARS IN THOUSANDS)

Personnel/Expenditures	Total	Army	Navy & Marine Corps	Air Force	Other Defense Activities		
I. Personnel - Total	42,082	23,766	8,602	5,831	3,883		
Active Duty Military	1,251	652	428	171	0		
Civilian	9,910	1,622	3,235	1,170	3,883		
Reserve & National Guard	30,921	21,492	4,939	4,490	0		
II. Expenditures - Total	\$2,618,926	\$1,108,694	\$727,098	\$315,746	\$467,388		
A. Payroll Outlays - Total	866,874	218,937	284,315	173,142	190,480		
Active Duty Military Pay	38,022	16,300	14,734	6,988	0		
Civilian Pay	473,826	45,724	189,482	48,140	190,480		
Reserve & National Guard Pay	73,116	43,926	7,085	22,105	0		
Retired Military Pay	281,910	112,987	73,014	95,909	0		
B. Contracts Over \$25,000 - Total	1,720,551	875,480	430,158	138,637	276,276		
Supply and Equipment Contracts	1,119,895	711,912	104,756	101,321	201,906		
RDT&E Contracts	84,375	57,287	9,760	17,303	25		
Service Contracts	485,397	76,547	315,230	20,013	73,607		
Construction Contracts	5,772	4,622	412	0	738		
Civil Function Contracts	25,112	25,112	0	0	0		
C. Grants	31,501	14,277	12,625	3,967	632		
Major Locations of Expenditures	Expenditures			Major Locations of Personnel	Military and Civilian Personnel		
	Total	Payroll Outlays	Grants/ Contracts		Total	Active Duty Military	Civilian
Indianapolis	\$904,527	\$325,551	\$578,976	Indianapolis	4,665	958	3,707
Fort Wayne	509,066	32,983	476,083	Crane	4,009	54	3,955
Mishawaka	248,532	1,887	246,645	Grissom AFB	722	21	701
Crane	208,939	183,641	25,298	Ft Benjamin Harrison	411	1	410
South Bend	93,661	10,822	82,839	Fort Wayne	340	15	325
Whiting	68,233	267	67,966	Terre Haute	261	22	239
Columbus	63,454	3,645	59,809	Edinburgh	136	14	122
Grissom AFB	46,447	38,652	7,795	Jefferson Prov Grnd	134	8	126
Bloomington	40,521	8,257	32,264	South Bend	113	31	82
Terre Haute	34,725	21,812	12,913	Lafayette	54	32	22
Prime Contracts Over \$25,000 (Prior Three Years)	Total	Army	Navy & Marine Corps	Air Force	Other Defense Activities		
Fiscal Year 1996	\$1,552,012	\$832,693	\$300,572	\$180,280	\$238,467		
Fiscal Year 1995	1,247,145	649,096	257,129	210,711	130,209		
Fiscal Year 1994	1,318,904	750,717	162,000	270,224	135,963		
Top Five Contractors Receiving the Largest Dollar Volume of Prime Contract Awards in this State	Total Amount	Major Area of Work					
		FSC or Service Code Description			Amount		
1. GENERAL MOTORS CORPORATION	\$371,778	Other Management Support Services			\$180,249		
2. ITT INDUSTRIES, INC	301,644	Miscellaneous Communication Equipment			194,984		
3. RENCO GROUP, THE INC	294,802	Trucks and Truck Tractors, Wheeled			271,730		
4. ROLLS-ROYCE PLC	178,746	Gas Turbines and Jet Engines, Acft & Comps			103,980		
5. AMOCO CORPORATION	67,966	Liquid Propellants & Fuel, Petroleum Base			67,966		
Total of Above	\$1,214,936	(70.6% of total awards over \$25,000)					

Prepared by: Washington Headquarters Services
Directorate for Information
Operations and Reports

MAP NO. 16

IOWA



Prepared by: Washington Headquarters Services
Directorate for Information
Operations and Reports

IOWA

FISCAL YEAR 1997

(DOLLARS IN THOUSANDS)

Personnel/Expenditures	Total	Army	Navy & Marine Corps	Air Force	Other Defense Activities
I. Personnel - Total	20,030	14,058	2,677	3,228	67
Active Duty Military	462	225	132	105	0
Civilian	1,453	873	4	509	67
Reserve & National Guard	18,115	12,960	2,541	2,614	0
II. Expenditures - Total	\$710,929	\$254,103	\$122,277	\$309,417	\$25,132
A. Payroll Outlays - Total	249,813	120,281	47,354	78,939	3,239
Active Duty Military Pay	14,220	5,625	4,151	4,444	0
Civilian Pay	44,533	22,269	124	18,901	3,239
Reserve & National Guard Pay	58,478	41,762	4,434	12,282	0
Retired Military Pay	132,582	50,625	38,645	43,312	0
B. Contracts Over \$25,000 - Total	437,741	112,950	73,430	229,424	21,937
Supply and Equipment Contracts	171,788	50,205	67,897	39,136	14,550
RDT&E Contracts	67,318	858	2,908	57,426	6,126
Service Contracts	167,321	30,573	2,625	132,862	1,261
Construction Contracts	6,353	6,353	0	0	0
Civil Function Contracts	24,961	24,961	0	0	0
C. Grants	23,375	20,872	1,493	1,054	44-

Major Locations of Expenditures	Expenditures			Major Locations of Personnel	Military and Civilian Personnel		
	Total	Payroll Outlays	Grants/ Contracts		Total	Active Duty Military	Civilian
Cedar Rapids	\$329,830	\$10,830	\$319,000	Des Moines	705	370	335
Des Moines	57,995	44,594	13,401	Camp Dodge	362	1	361
Iowa AAP	32,191	0	32,191	Sioux City	269	2	267
Sioux City	26,965	20,733	6,232	Cedar Rapids	92	7	85
Davenport	23,428	7,962	15,466	Waterloo	83	12	71
Middletown	21,754	1,204	20,550	Davenport	61	1	60
Iowa City	10,884	4,876	6,008	Ames	43	34	9
Dubuque	6,738	5,290	1,448	Fort Dodge	42	1	41
Ames	6,590	4,149	2,441	Iowa City	38	22	16
Waterloo	5,937	5,125	812	Middletown	32	0	32

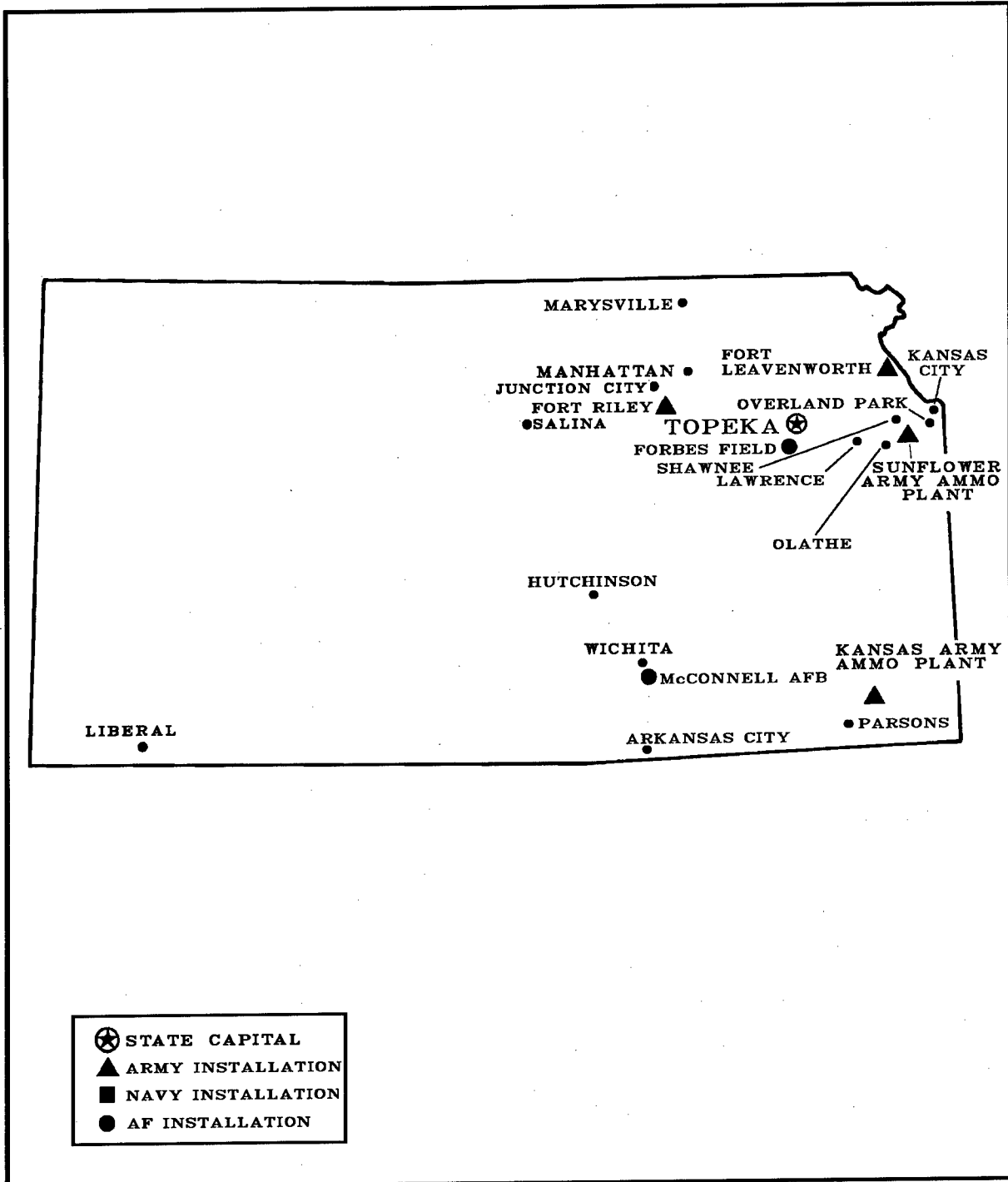
Prime Contracts Over \$25,000 (Prior Three Years)	Total	Army	Navy & Marine Corps	Air Force	Other Defense Activities
Fiscal Year 1996	\$370,617	\$83,337	\$75,608	\$184,442	\$27,230
Fiscal Year 1995	436,519	140,989	140,143	131,629	23,758
Fiscal Year 1994	309,216	90,431	81,022	118,391	19,372

Top Five Contractors Receiving the Largest Dollar Volume of Prime Contract Awards in this State	Total Amount	Major Area of Work	
		FSC or Service Code Description	Amount
1. ROCKWELL INTERNATIONAL CORPORA	\$310,620	Modification of Eq/Aircraft Structural Com Ammunition, over 125 mm Aircraft AC, Heating, and Pressurizing Equ Engine Fuel System Components, Aircraft & Other Conservation & Development Facilitie	\$116,146
2. MASON COMPANY, THE (INC) (DEL)	45,941		18,379
3. LITTON INDUSTRIES, INC	12,364		7,633
4. COLTEC INDUSTRIES INC	6,007		5,632
5. INDUSTRIAL BUILDERS, INC	4,812		4,812
Total of Above	\$379,744	(86.8% of total awards over \$25,000)	

Prepared by: Washington Headquarters Services
Directorate for Information
Operations and Reports

MAP NO. 17

KANSAS



Prepared by: Washington Headquarters Services
Directorate for Information
Operations and Reports

KANSAS

FISCAL YEAR 1997

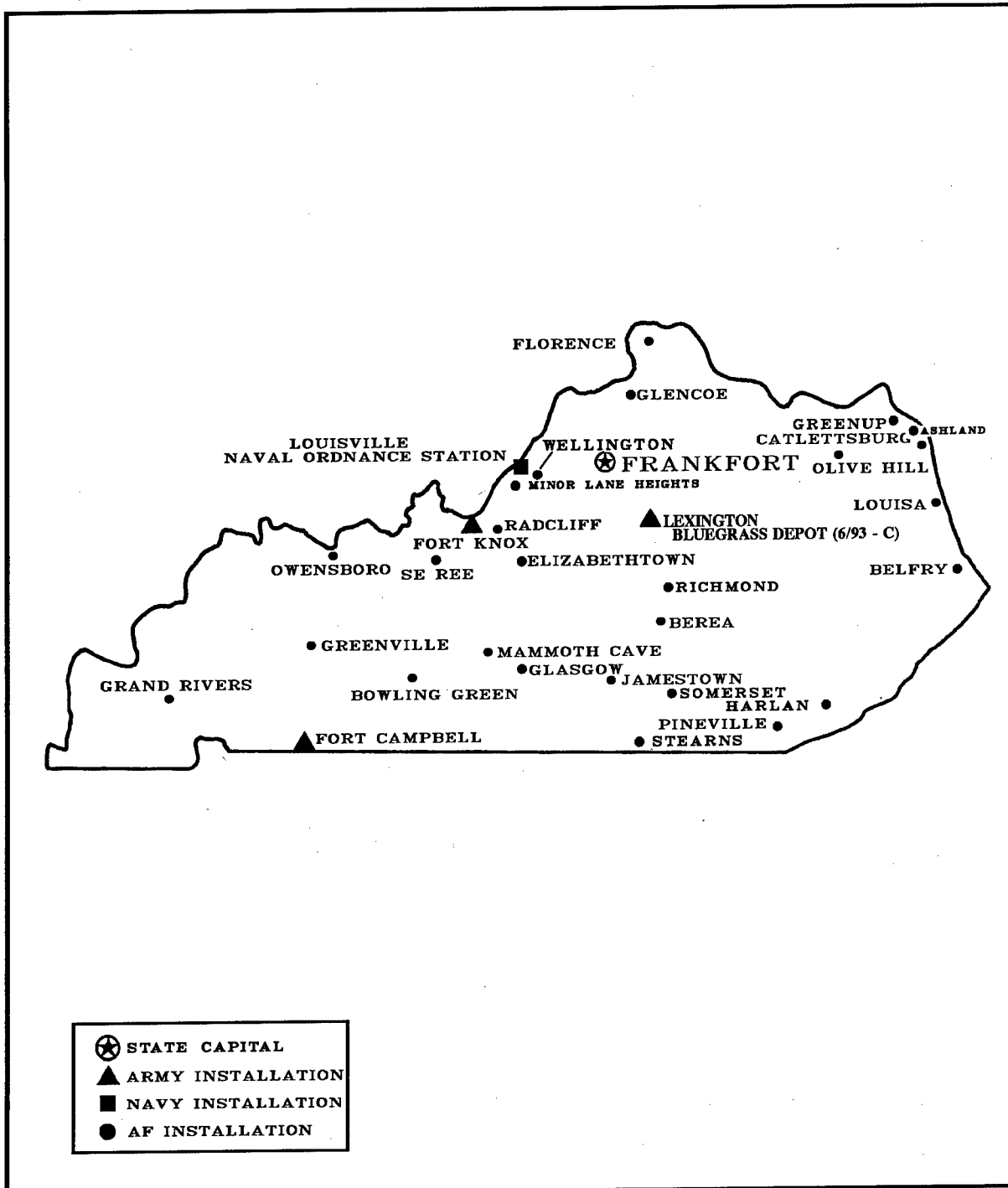
(DOLLARS IN THOUSANDS)

Personnel/Expenditures	Total	Army	Navy & Marine Corps	Air Force	Other Defense Activities		
I. Personnel - Total	40,092	30,207	2,242	7,141	502		
Active Duty Military	16,659	13,361	219	3,079	0		
Civilian	5,684	4,121	3	1,058	502		
Reserve & National Guard	17,749	12,725	2,020	3,004	0		
II. Expenditures - Total	\$1,635,834	\$851,267	\$70,203	\$634,545	\$79,819		
A. Payroll Outlays - Total	935,722	589,209	61,695	266,953	17,865		
Active Duty Military Pay	445,937	334,025	7,540	104,372	0		
Civilian Pay	183,419	122,774	196	42,584	17,865		
Reserve & National Guard Pay	46,968	29,376	2,288	15,304	0		
Retired Military Pay	259,398	103,034	51,671	104,693	0		
B. Contracts Over \$25,000 - Total	688,414	251,228	7,768	367,464	61,954		
Supply and Equipment Contracts	412,560	56,523	7,011	289,990	59,036		
RDT&E Contracts	23,261	2,872	191	20,148	50		
Service Contracts	187,262	127,307	566	56,521	2,868		
Construction Contracts	51,806	51,001	0	805	0		
Civil Function Contracts	13,525	13,525	0	0	0		
C. Grants	11,698	10,830	740	128	0		
Major Locations of Expenditures	Expenditures			Major Locations of Personnel	Military and Civilian Personnel		
	Total	Payroll Outlays	Grants/ Contracts		Total	Active Duty Military	Civilian
Wichita	\$457,457	\$59,132	\$398,325	Fort Riley	12,174	10,308	1,866
Fort Riley	400,612	306,969	93,643	Fort Leavenworth	5,046	3,317	1,729
Fort Leavenworth	207,585	144,624	62,961	McConnell AFB	3,723	2,820	903
McConnell AFB	152,597	135,197	17,400	Wichita	335	55	280
Topeka	45,231	31,586	13,645	Forbes Field	280	66	218
Liberal	31,401	858	30,543	Topeka	243	25	214
Leavenworth	20,519	14,770	5,749	Lawrence	69	41	28
Lawrence	19,671	9,061	10,610	Manhattan	56	14	42
Forbes Field	17,228	17,228	0	Olathe	54	2	52
Junction City	16,523	12,722	3,801	Salina	41	0	41
Prime Contracts Over \$25,000 (Prior Three Years)	Total	Army	Navy & Marine Corps	Air Force	Other Defense Activities		
Fiscal Year 1996	\$762,593	\$283,552	\$31,986	\$386,101	\$60,954		
Fiscal Year 1995	856,668	320,395	65,604	410,716	59,953		
Fiscal Year 1994	580,103	254,124	182,833-	430,998	77,814		
Top Five Contractors Receiving the Largest Dollar Volume of Prime Contract Awards in this State	Total Amount	Major Area of Work					
		FSC or Service Code Description	Amount				
1. BOEING COMPANY, THE INC	\$233,037	Airframe Structural Components	\$103,340				
2. RAYTHEON COMPANY INC	104,429	Aircraft Fixed Wing	99,286				
3. MORTENSON, M A COMPANIES INC	31,090	Other Conservation & Development Facilitie	31,090				
4. NATIONAL BEEF PACKING COMPANY	30,543	Meat, Poultry, and Fish	30,543				
5. LOGICON INC	24,216	Other ADP & Telecommunication Services	24,216				
Total of Above	\$423,315	(61.5% of total awards over \$25,000)					

Prepared by: Washington Headquarters Services
Directorate for Information
Operations and Reports

MAP NO. 18

KENTUCKY



Prepared by: Washington Headquarters Services
Directorate for Information
Operations and Reports

KENTUCKY

FISCAL YEAR 1997

(DOLLARS IN THOUSANDS)

Personnel/Expenditures	Total	Army	Navy & Marine Corps	Air Force	Other Defense Activities
I. Personnel - Total	62,491	54,735	3,708	2,452	1,596
Active Duty Military	33,875	33,301	265	309	0
Civilian	7,839	5,726	296	221	1,596
Reserve & National Guard	20,777	15,708	3,147	1,922	0
II. Expenditures - Total	\$2,641,515	\$1,548,777	\$150,979	\$141,420	\$800,339
A. Payroll Outlays - Total	1,433,239	1,190,924	87,836	104,064	50,415
Active Duty Military Pay	851,661	832,525	8,218	10,918	0
Civilian Pay	223,742	147,703	16,931	8,693	50,415
Reserve & National Guard Pay	70,253	58,062	4,236	7,955	0
Retired Military Pay	287,583	152,634	58,451	76,498	0
B. Contracts Over \$25,000 - Total	1,200,983	350,895	62,971	37,207	749,910
Supply and Equipment Contracts	246,091	87,959	56,599	19,651	81,882
RDT&E Contracts	416	254	162	0	0
Service Contracts	834,099	142,305	6,210	17,556	668,028
Construction Contracts	76,913	76,913	0	0	0
Civil Function Contracts	43,464	43,464	0	0	0
C. Grants	7,293	6,958	172	149	14

Major Locations of Expenditures	Expenditures			Major Locations of Personnel	Military and Civilian Personnel		
	Total	Payroll Outlays	Grants/Contracts		Total	Active Duty Military	Civilian
Louisville	\$839,376	\$136,065	\$703,311	Fort Campbell	24,872	23,480	1,392
Fort Campbell	764,407	631,690	132,717	Fort Knox	14,522	10,442	4,080
Fort Knox	460,489	360,982	99,507	Louisville	1,457	228	1,229
Lexington	127,008	27,642	99,365	Richmond	545	11	534
Florence	25,560	2,345	23,215	Frankfort	294	27	267
Richmond	24,341	24,119	222	Lexington	95	47	48
Frankfort	20,009	16,799	3,210	Greenup	26	0	26
Elkhorn City	16,613	16,613	0	London	21	0	21
Elizabethtown	15,301	15,173	128	Van Lear	20	0	20
Radcliff	15,288	15,245	43	Kuttawa	19	0	19

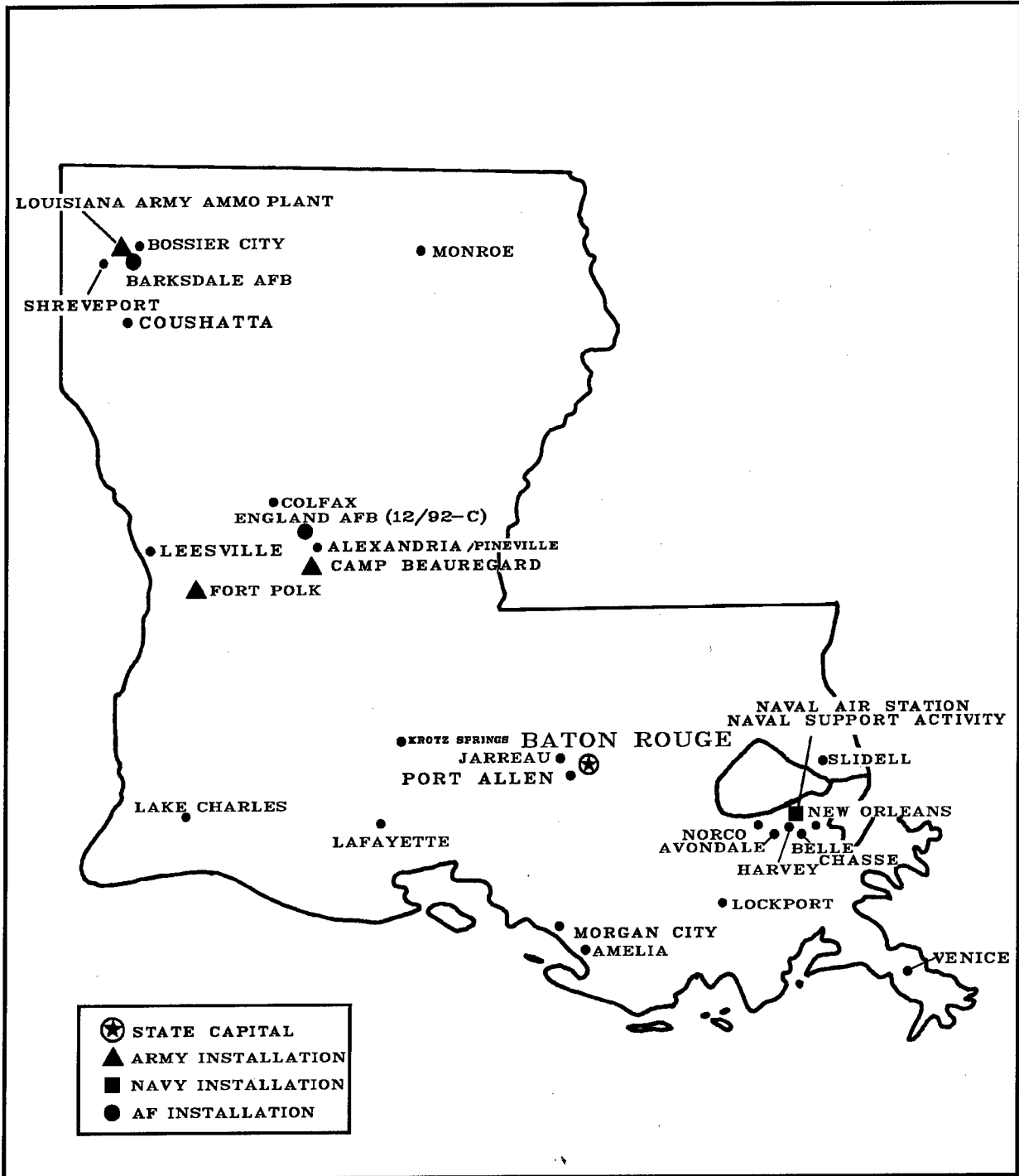
Prime Contracts Over \$25,000 (Prior Three Years)	Total	Army	Navy & Marine Corps	Air Force	Other Defense Activities
Fiscal Year 1996	\$874,094	\$376,298	\$65,228	\$30,241	\$402,327
Fiscal Year 1995	561,215	313,629	16,686	39,386	191,514
Fiscal Year 1994	769,101	312,516	15,986	30,504	410,095

Top Five Contractors Receiving the Largest Dollar Volume of Prime Contract Awards in this State	Total Amount	Major Area of Work	
		FSC or Service Code Description	Amount
1. HUMANA INC	\$621,449	General Health Care Services	\$621,449
2. RAYTHEON COMPANY INC	43,103	Maint & Repair of Eq/Miscellaneous Equipme	43,103
3. HERBERT, BILL INTERNATIONAL CO	42,435	Troop Housing Facilities	42,435
4. UNITED DEFENSE, LP	34,586	Guns, over 125 mm through 150 mm	34,451
5. FEDERAL PRISON INDUSTRIES, INC	28,539	Office Furniture	13,702
Total of Above	\$770,112	(64.1% of total awards over \$25,000)	

Prepared by: Washington Headquarters Services
Directorate for Information
Operations and Reports

MAP NO. 19

LOUISIANA



Prepared by: Washington Headquarters Services
Directorate for Information
Operations and Reports

LOUISIANA

FISCAL YEAR 1997

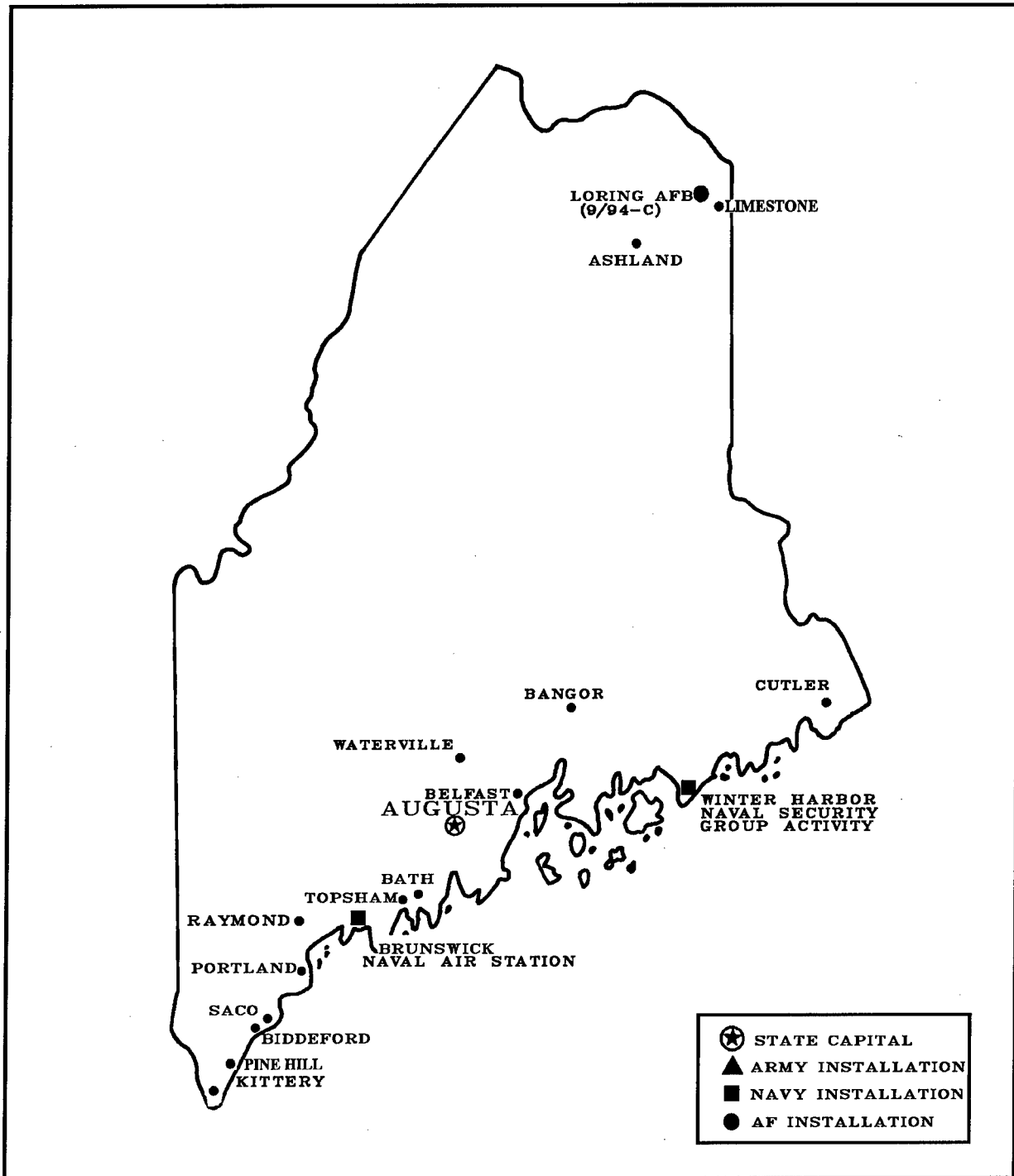
(DOLLARS IN THOUSANDS)

Personnel/Expenditures	Total	Army	Navy & Marine Corps	Air Force	Other Defense Activities		
I. Personnel - Total	58,318	32,379	12,897	12,541	501		
Active Duty Military	17,511	8,495	3,261	5,755	0		
Civilian	7,952	4,156	1,612	1,683	501		
Reserve & National Guard	32,855	19,728	8,024	5,103	0		
II. Expenditures - Total	\$3,063,039	\$871,402	\$1,167,753	\$510,849	\$513,035		
A. Payroll Outlays - Total	1,283,023	526,751	279,075	458,167	19,030		
Active Duty Military Pay	495,287	212,375	103,656	179,256	0		
Civilian Pay	272,738	129,481	61,144	63,083	19,030		
Reserve & National Guard Pay	105,437	59,837	21,144	24,456	0		
Retired Military Pay	409,561	125,058	93,131	191,372	0		
B. Contracts Over \$25,000 - Total	1,758,532	337,601	879,846	52,003	489,082		
Supply and Equipment Contracts	1,232,392	26,378	715,867	3,087	487,060		
RDT&E Contracts	20,191	18,527	1,441	223	0		
Service Contracts	267,753	88,166	140,038	37,527	2,022		
Construction Contracts	40,775	7,109	22,500	11,166	0		
Civil Function Contracts	197,421	197,421	0	0	0		
C. Grants	21,484	7,050	8,832	679	4,923		
Major Locations of Expenditures	Expenditures			Major Locations of Personnel	Military and Civilian Personnel		
	Total	Payroll Outlays	Grants/Contracts		Total	Active Duty Military	Civilian
New Orleans	\$1,173,719	\$282,671	\$891,048	Fort Polk	10,543	8,301	2,242
Baton Rouge	420,098	29,222	390,876	Barksdale AFB	6,748	5,591	1,157
Fort Polk	380,383	273,007	107,376	New Orleans	6,445	3,366	3,079
Bossier City	321,186	273,923	47,263	Belle Chasse	580	87	493
Shreveport	64,171	44,598	19,573	Camp Beauregard	207	6	201
Lake Charles	47,404	11,136	36,268	Baton Rouge	112	58	54
Port Allen	46,661	405	46,256	Slidell	105	5	100
Lockport	38,569	173	38,396	Shreveport	87	33	54
Galliano	38,568	133	38,435	Monroe	59	9	50
Belle Chasse	34,763	22,042	12,721	Abbeville	56	0	56
Prime Contracts Over \$25,000 (Prior Three Years)	Total	Army	Navy & Marine Corps	Air Force	Other Defense Activities		
Fiscal Year 1996	\$1,077,869	\$282,930	\$571,653	\$66,934	\$156,352		
Fiscal Year 1995	1,030,772	311,756	280,307	68,232	370,477		
Fiscal Year 1994	2,148,116	404,539	1,167,306	32,002	544,269		
Top Five Contractors Receiving the Largest Dollar Volume of Prime Contract Awards in this State	Total Amount	Major Area of Work					
		FSC or Service Code Description	Amount				
1. AVONDALE INDUSTRIES INC	\$620,444	Amphibious Assault Ships		\$584,325			
2. EXXON CORPORATION	368,219	Liquid Propellants & Fuel, Petroleum Base		368,219			
3. INTERNATIONAL SHIPHOLDING CORP	55,216	Marine Charter For Things		55,216			
4. PLACID REFINING COMPANY INC	45,728	Liquid Propellants & Fuel, Petroleum Base		45,728			
5. BOLLINGER SHIPYARDS INC	36,838	Torpedo Boats and Gun Boats		23,190			
Total of Above	\$1,126,445	(64.1% of total awards over \$25,000)					

Prepared by: Washington Headquarters Services
Directorate for Information
Operations and Reports

MAP NO. 20

MAINE



Prepared by: Washington Headquarters Services
Directorate for Information
Operations and Reports

MAINE

FISCAL YEAR 1997

(DOLLARS IN THOUSANDS)

Personnel/Expenditures	Total	Army	Navy & Marine Corps	Air Force	Other Defense Activities
I. Personnel - Total	15,987	5,059	8,536	2,007	385
Active Duty Military	2,036	241	1,618	177	0
Civilian	5,229	284	4,273	287	385
Reserve & National Guard	8,722	4,534	2,645	1,543	0
II. Expenditures - Total	\$1,496,095	\$193,326	\$1,172,193	\$102,501	\$28,075
A. Payroll Outlays - Total	544,013	83,617	365,316	81,992	13,088
Active Duty Military Pay	105,069	6,025	92,374	6,670	0
Civilian Pay	230,257	8,510	198,525	10,134	13,088
Reserve & National Guard Pay	43,327	28,976	4,822	9,529	0
Retired Military Pay	165,360	40,106	69,595	55,659	0
B. Contracts Over \$25,000 - Total	946,356	108,144	803,273	20,444	14,495
Supply and Equipment Contracts	815,883	35,617	765,319	1,866	13,081
RDT&E Contracts	12,531	10,597	1,934	0	0
Service Contracts	97,114	47,985	29,137	18,578	1,414
Construction Contracts	18,360	11,477	6,883	0	0
Civil Function Contracts	2,468	2,468	0	0	0
C. Grants	5,726	1,565	3,604	65	492

Major Locations of Expenditures	Expenditures			Major Locations of Personnel	Military and Civilian Personnel		
	Total	Payroll Outlays	Grants/Contracts		Total	Active Duty Military	Civilian
Bath	\$747,938	\$24,338	\$723,600	Kittery	3,437	1	3,436
Kittery	168,111	168,071	40	Brunswick	1,481	1,080	401
Brunswick	120,797	98,501	22,296	Winter Harbor	464	361	103
Portland	58,646	10,432	48,214	Topsham	298	235	63
Belfast	42,614	1,954	40,660	Bangor	294	3	291
Bangor	40,667	23,463	17,204	Bath	285	23	262
Saco	38,183	1,194	36,989	Loring AFB	273	1	272
Loring AFB	27,720	9,736	17,984	Cutler	223	113	110
Lubec	17,584	17,584	0	Augusta	177	7	170
Winter Harbor	16,532	13,450	3,082	Limestone	74	74	0

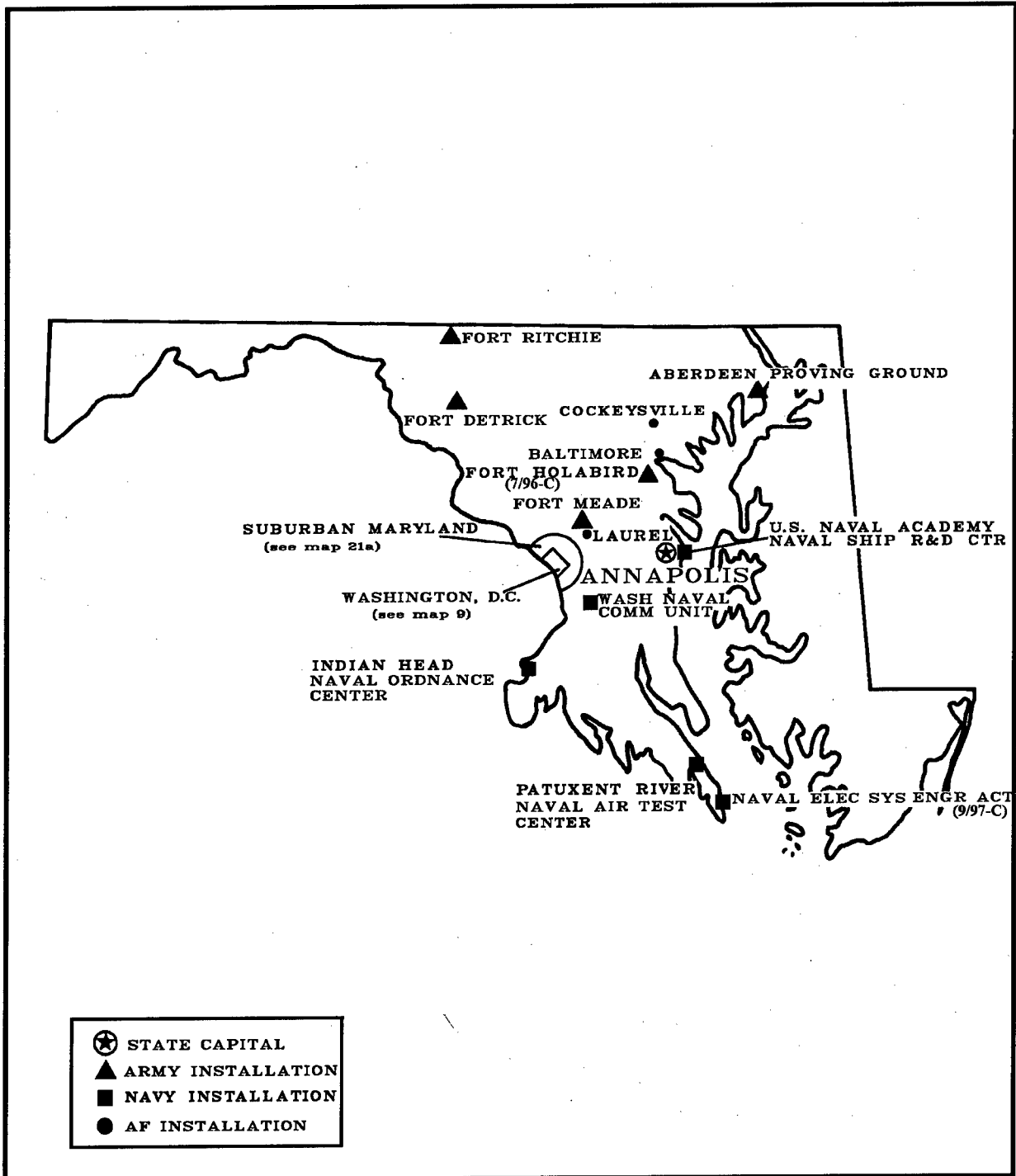
Prime Contracts Over \$25,000 (Prior Three Years)	Total	Army	Navy & Marine Corps	Air Force	Other Defense Activities
Fiscal Year 1996	\$797,224	\$36,921	\$695,758	\$10,768	\$53,777
Fiscal Year 1995	710,677	44,971	606,535	36,222	22,949
Fiscal Year 1994	924,544	49,938	814,702	28,311	31,593

Top Five Contractors Receiving the Largest Dollar Volume of Prime Contract Awards in this State	Total Amount	Major Area of Work	
		FSC or Service Code Description	Amount
1. GENERAL DYNAMICS CORPORATION	\$721,013	Destroyers	\$720,679
2. PENOBSCOT BAY MEDICAL ASSOCIAT	43,847	General Health Care Services	43,847
3. CREATIVE APPAREL ASSOCIATES	40,680	Clothing, Special Purpose	40,554
4. DUCHOSSOIS INDUSTRIES, INC	36,945	Guns, over 30 mm up to 75 mm	31,224
5. BECHTEL GROUP, INC	13,633	Maint/Unimproved Real Property (Land)	13,633
Total of Above	\$856,118	(90.5% of total awards over \$25,000)	

Prepared by: Washington Headquarters Services
Operate for Information
Operations and Reports

MAP NO. 21

MARYLAND



Prepared by: Washington Headquarters Services
Directorate for Information
Operations and Reports

MARYLAND

FISCAL YEAR 1997

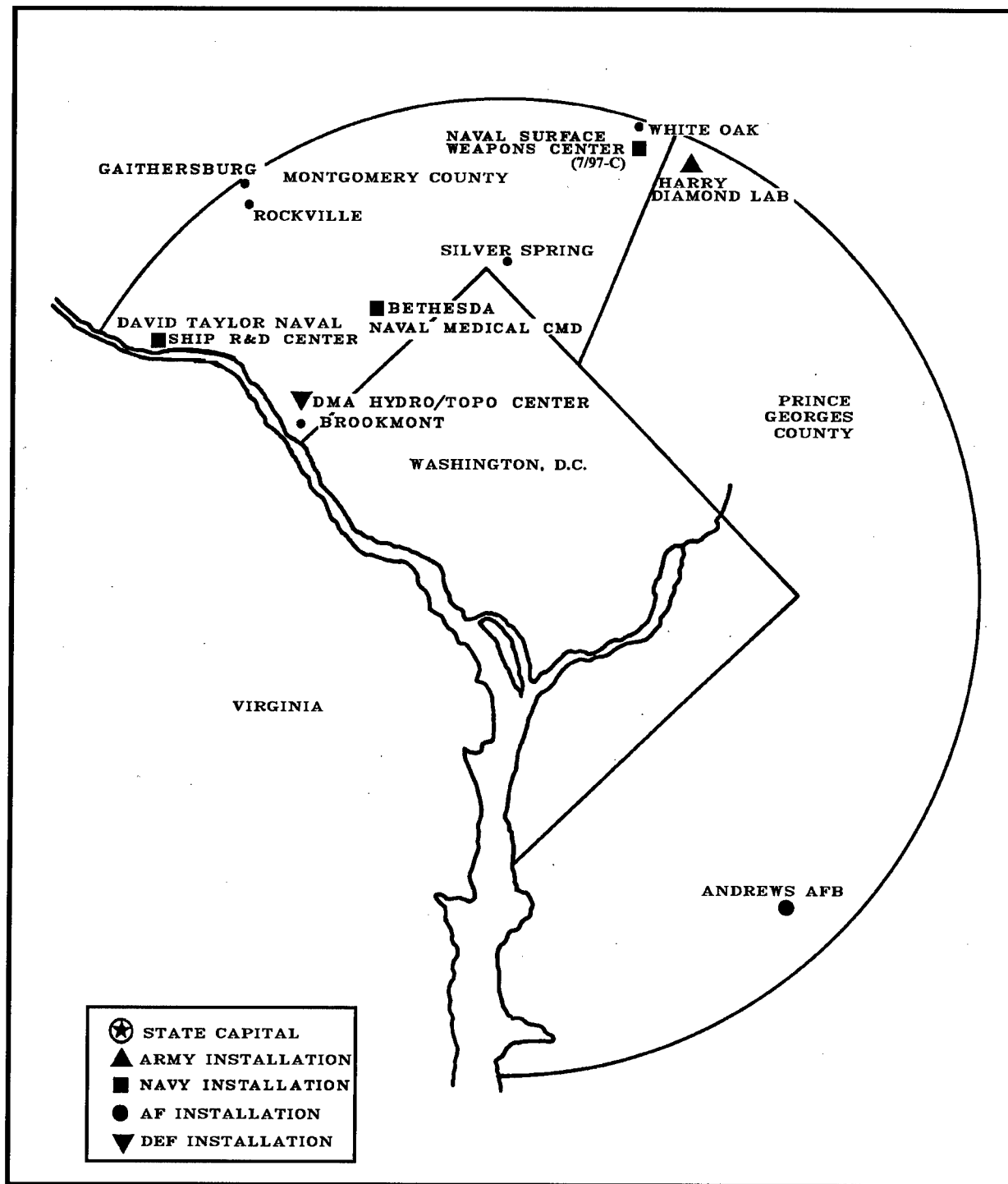
(DOLLARS IN THOUSANDS)

Personnel/Expenditures	Total	Army	Navy & Marine Corps	Air Force	Other Defense Activities		
I. Personnel - Total	93,487	39,521	35,697	15,312	2,957		
Active Duty Military	30,453	8,874	15,176	6,403	0		
Civilian	33,900	12,985	15,584	2,374	2,957		
Reserve & National Guard	29,134	17,662	4,937	6,535	0		
II. Expenditures - Total	\$7,321,345	\$2,176,555	\$3,164,954	\$1,284,227	\$695,609		
A. Payroll Outlays - Total	3,345,589	1,089,641	1,545,654	584,771	125,523		
Active Duty Military Pay	957,192	221,850	496,856	238,486	0		
Civilian Pay	1,529,365	536,398	760,707	106,737	125,523		
Reserve & National Guard Pay	128,406	73,335	25,266	29,805	0		
Retired Military Pay	730,626	258,058	262,825	209,743	0		
B. Contracts Over \$25,000 - Total	3,888,974	1,053,613	1,609,268	691,498	534,595		
Supply and Equipment Contracts	1,082,255	307,296	259,843	267,456	247,660		
RDT&E Contracts	573,664	121,504	285,261	94,313	72,586		
Service Contracts	2,126,276	566,971	1,017,026	328,831	213,448		
Construction Contracts	84,621	35,684	47,138	898	901		
Civil Function Contracts	22,158	22,158	0	0	0		
C. Grants	86,782	33,301	10,032	7,958	35,491		
Major Locations of Expenditures	Expenditures			Major Locations of Personnel	Military and Civilian Personnel		
	Total	Payroll Outlays	Grants/Contracts		Total	Active Duty Military	Civilian
Bethesda	\$857,288	\$412,025	\$445,263	Aberdeen Prov Grnd	10,309	3,451	6,858
Baltimore	656,506	153,439	503,067	Patuxent River NAS	9,124	2,693	6,431
Patuxent River NAS	552,300	352,639	199,661	Bethesda	8,677	4,517	4,160
Aberdeen Prov Grnd	544,008	379,952	164,056	Andrews AFB	8,292	6,326	1,966
Annapolis	489,060	300,687	188,373	Fort Meade	8,125	5,467	2,658
Rockville	465,208	49,427	415,781	Annapolis	7,233	5,156	2,077
Andrews AFB	382,423	344,097	38,326	Indian Head	2,714	472	2,242
Fort Meade	300,463	234,162	66,301	Fort Detrick	2,208	864	1,344
Gaithersburg	274,539	19,824	254,715	Baltimore	1,687	327	1,360
Laurel	183,836	9,926	173,910	Suitland	1,475	502	973
Prime Contracts Over \$25,000 (Prior Three Years)	Total	Army	Navy & Marine Corps	Air Force	Other Defense Activities		
Fiscal Year 1996	\$4,136,785	\$1,041,035	\$1,846,143	\$698,433	\$551,174		
Fiscal Year 1995	4,492,301	1,075,961	2,052,911	915,031	448,398		
Fiscal Year 1994	4,256,141	908,365	2,058,147	851,382	438,247		
Top Five Contractors Receiving the Largest Dollar Volume of Prime Contract Awards in this State	Total Amount	Major Area of Work					
		FSC or Service Code Description	Amount				
1. JOHNS HOPKINS UNIVERSITY INC	\$171,461	RDTE/Weapons-Demo/Valid	\$127,392				
2. AMERICAN AUTOMAR, INC	162,968	Maint & Repair of Eq/Ship & Marine Equipme	100,259				
3. CBS CORPORATION	162,162	Radar Equipment, Airborne	60,486				
4. LOCKHEED MARTIN CORPORATION	156,927	Launchers, Guided Missile	83,117				
5. TRACOR, INC	148,657	Engineering Technical Services	46,332				
Total of Above	\$802,175	(20.6% of total awards over \$25,000)					

Prepared by: Washington Headquarters Services
Directorate for Information
Operations and Reports

MAP NO. 21a

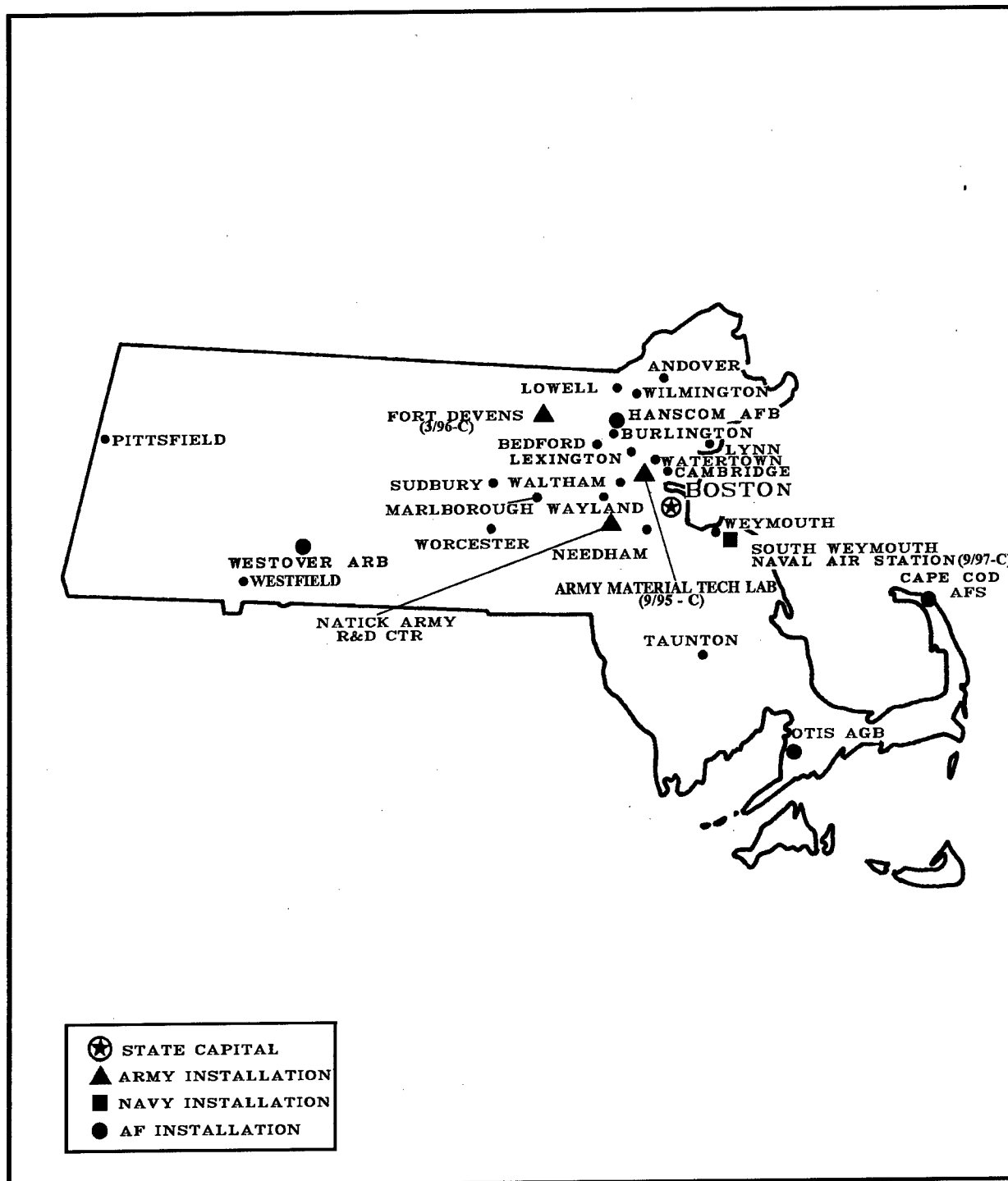
SUBURBAN MARYLAND



Prepared by: Washington Headquarters Services
Directorate for Information
Operations and Reports

MAP NO. 22

MASSACHUSETTS



Prepared by: Washington Headquarters Services
Directorate for Information
Operations and Reports

MASSACHUSETTS

FISCAL YEAR 1997

(DOLLARS IN THOUSANDS)

Personnel/Expenditures	Total	Army	Navy & Marine Corps	Air Force	Other Defense Activities		
I. Personnel - Total	38,723	19,618	5,708	11,868	1,529		
Active Duty Military	3,256	458	588	2,210	0		
Civilian	7,392	1,885	410	3,568	1,529		
Reserve & National Guard	28,075	17,275	4,710	6,090	0		
II. Expenditures - Total	\$5,878,255	\$2,149,264	\$1,807,659	\$1,685,439	\$235,893		
A. Payroll Outlays - Total	865,669	256,309	144,682	390,660	74,018		
Active Duty Military Pay	126,631	11,450	19,891	95,290	0		
Civilian Pay	326,677	65,443	22,439	164,777	74,018		
Reserve & National Guard Pay	70,962	32,926	7,127	30,909	0		
Retired Military Pay	341,399	146,490	95,225	99,684	0		
B. Contracts Over \$25,000 - Total	4,910,427	1,869,244	1,608,757	1,277,887	154,539		
Supply and Equipment Contracts	2,350,181	1,094,797	779,746	389,670	85,968		
RDT&E Contracts	1,470,908	388,406	371,684	650,016	60,802		
Service Contracts	1,028,786	332,329	456,691	231,997	7,769		
Construction Contracts	15,599	8,759	636	6,204	0		
Civil Function Contracts	44,953	44,953	0	0	0		
C. Grants	102,159	23,711	54,220	16,892	7,336		
Major Locations of Expenditures	Expenditures			Major Locations of Personnel	Military and Civilian Personnel		
	Total	Payroll Outlays	Grants/ Contracts		Total	Active Duty Military	Civilian
Lynn	\$805,396	\$8,778	\$796,618	Hanscom AFB	3,671	1,942	1,729
Bedford	632,068	0	632,068	Boston	1,407	386	1,021
Taunton	436,396	16,525	419,871	Natick	1,067	108	959
Lexington	434,476	0	434,476	Westover ARB	966	21	945
Cambridge	302,061	9,429	292,632	Otis AGB	566	78	488
Andover	266,312	3,601	262,711	Waltham	350	8	342
West Andover	259,446	0	259,446	Burlington	290	8	282
Boston	234,771	75,221	159,550	Fort Devens	271	243	28
Wilmington	227,349	2,404	224,945	Westfield	202	0	202
Hanscom AFB	210,191	170,652	39,539	Cambridge	154	123	31
Prime Contracts Over \$25,000 (Prior Three Years)	Total	Army	Navy & Marine Corps	Air Force	Other Defense Activities		
Fiscal Year 1996	\$4,674,647	\$1,667,428	\$1,402,700	\$1,387,485	\$217,034		
Fiscal Year 1995	4,846,236	1,522,969	1,787,744	1,380,115	155,408		
Fiscal Year 1994	5,105,861	1,742,770	1,674,760	1,507,510	180,821		
Top Five Contractors Receiving the Largest Dollar Volume of Prime Contract Awards in this State	Total Amount	Major Area of Work					
		FSC or Service Code Description			Amount		
1. RAYTHEON COMPANY INC	\$1,364,261	Guided Missile Components			\$283,452		
2. GENERAL ELECTRIC COMPANY INC	797,588	Gas Turbines and Jet Engines, Acft & Comps			485,446		
3. GTE CORPORATION	551,946	Miscellaneous Communication Equipment			241,309		
4. MASSACHUSETTS INSTITUTE OF TEC	368,290	RDTE/Other Research & Development-Adv Tech			358,811		
5. GENERAL DYNAMICS CORPORATION	259,952	Marine Charter For Things			142,098		
Total of Above	\$3,342,037	(68.1% of total awards over \$25,000)					

Prepared by: Washington Headquarters Services
Directorate for Information
Operations and Reports

MAP NO. 23

MICHIGAN



Prepared by: Washington Headquarters Services
Directorate for Information
Operations and Reports

MICHIGAN

FISCAL YEAR 1997

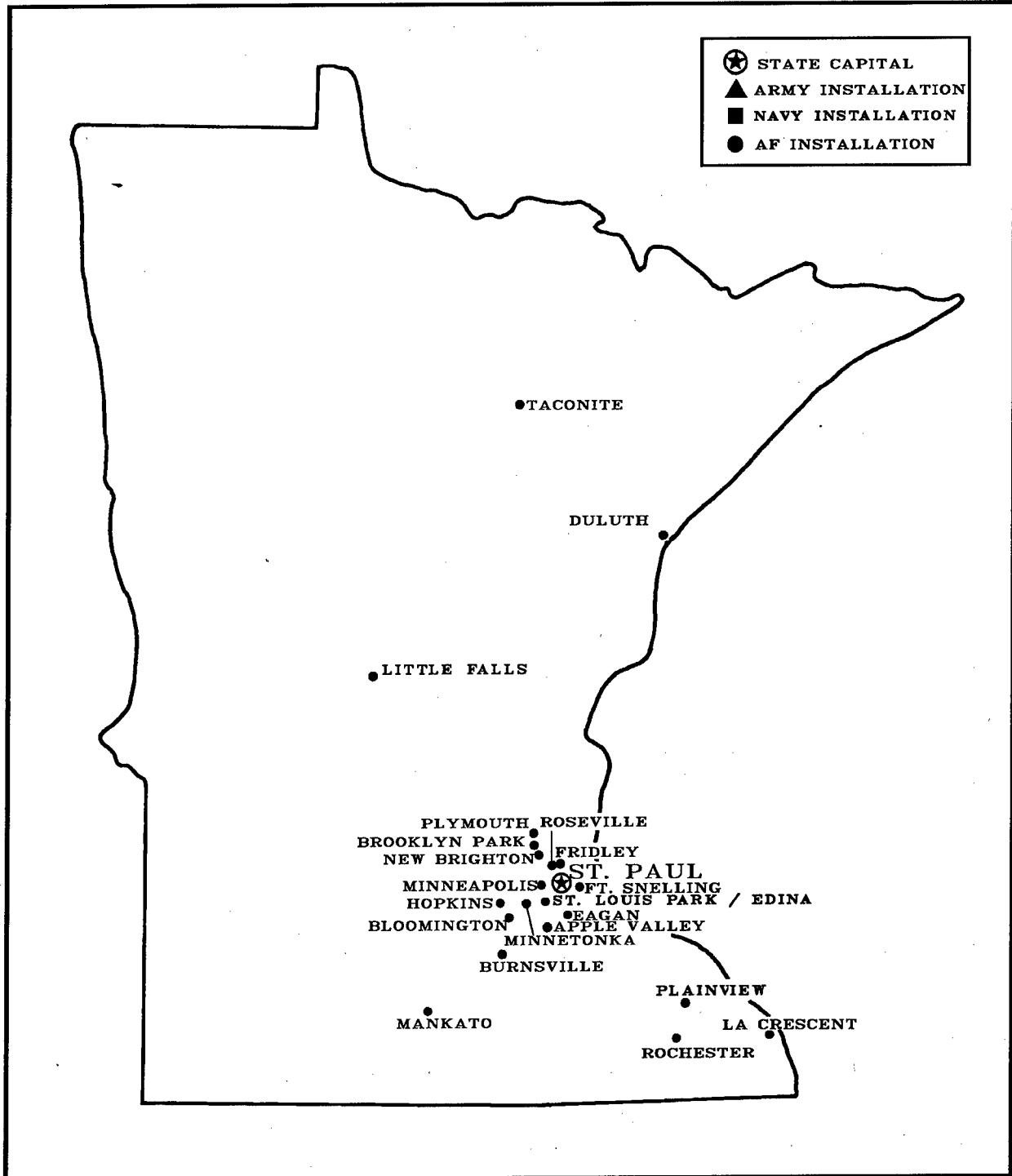
(DOLLARS IN THOUSANDS)

Personnel/Expenditures	Total	Army	Navy & Marine Corps	Air Force	Other Defense Activities		
I. Personnel - Total	44,438	25,770	10,183	7,025	1,460		
Active Duty Military	1,239	589	391	259	0		
Civilian	7,946	4,900	21	1,565	1,460		
Reserve & National Guard	35,253	20,281	9,771	5,201	0		
II. Expenditures - Total	\$1,953,047	\$1,252,756	\$164,840	\$291,757	\$243,694		
A. Payroll Outlays - Total	804,877	424,478	111,328	201,074	67,997		
Active Duty Military Pay	37,758	14,725	11,765	11,268	0		
Civilian Pay	371,461	245,993	728	56,743	67,997		
Reserve & National Guard Pay	84,612	59,192	8,331	17,089	0		
Retired Military Pay	311,046	104,568	90,504	115,974	0		
B. Contracts Over \$25,000 - Total	1,101,206	810,358	47,674	81,474	161,700		
Supply and Equipment Contracts	819,935	574,448	39,425	48,507	157,555		
RDT&E Contracts	118,919	97,331	4,421	16,792	375		
Service Contracts	145,808	122,035	3,828	16,175	3,770		
Construction Contracts	1,939	1,939	0	0	0		
Civil Function Contracts	14,605	14,605	0	0	0		
C. Grants	46,964	17,920	5,838	9,209	13,997		
Major Locations of Expenditures	Expenditures			Major Locations of Personnel	Military and Civilian Personnel		
	Total	Payroll Outlays	Grants/Contracts		Total	Active Duty Military	Civilian
Sterling Heights	\$528,762	\$5,465	\$523,297	Warren	3,879	63	3,816
Warren	308,006	209,414	98,592	Battle Creek	1,644	72	1,572
Battle Creek	97,179	75,175	22,004	Selfridge AGB	1,341	165	1,176
Detroit	82,065	43,540	38,525	Detroit	688	394	294
Selfridge AGB	78,730	67,964	10,766	Lansing	599	326	273
Ann Arbor	67,038	9,370	57,668	Sault Ste. Marie	143	0	143
Lansing	55,872	27,602	28,270	Grayling	121	0	121
Grand Rapids	49,912	17,852	32,060	Ann Arbor	97	54	43
Muskegon	35,883	4,808	31,075	Grand Rapids	79	17	62
Rockford	31,265	1,104	30,161	Sterling Heights	75	0	75
Prime Contracts Over \$25,000 (Prior Three Years)	Total	Army	Navy & Marine Corps	Air Force	Other Defense Activities		
Fiscal Year 1996	\$1,241,336	\$851,064	\$68,077	\$152,236	\$169,959		
Fiscal Year 1995	1,287,986	780,161	96,985	242,166	168,674		
Fiscal Year 1994	1,601,720	1,101,849	102,488	266,037	131,346		
Top Five Contractors Receiving the Largest Dollar Volume of Prime Contract Awards in this State	Total Amount	Major Area of Work					
		FSC or Service Code Description	Amount				
1. GENERAL DYNAMICS CORPORATION	\$610,584	Combat Assault & Tactical Veh, Tracked		\$310,512			
2. WOLVERINE WORLD WIDE INC	30,216	Footwear, Men's		30,156			
3. AAR CORP	23,597	Specialized Shipping & Storage Containers		17,655			
4. KELLOGG COMPANY INC	20,834	Food Items for Resale		20,761			
5. VECTOR RESEARCH INCORPORATED	18,992	Medical & Health Studies		15,491			
Total of Above	\$704,223	(64.0% of total awards over \$25,000)					

Prepared by: Washington Headquarters Services
 Directorate for Information Operations and Reports

MAP NO. 24

MINNESOTA



Prepared by: Washington Headquarters Services
Directorate for Information
Operations and Reports

MINNESOTA

FISCAL YEAR 1997

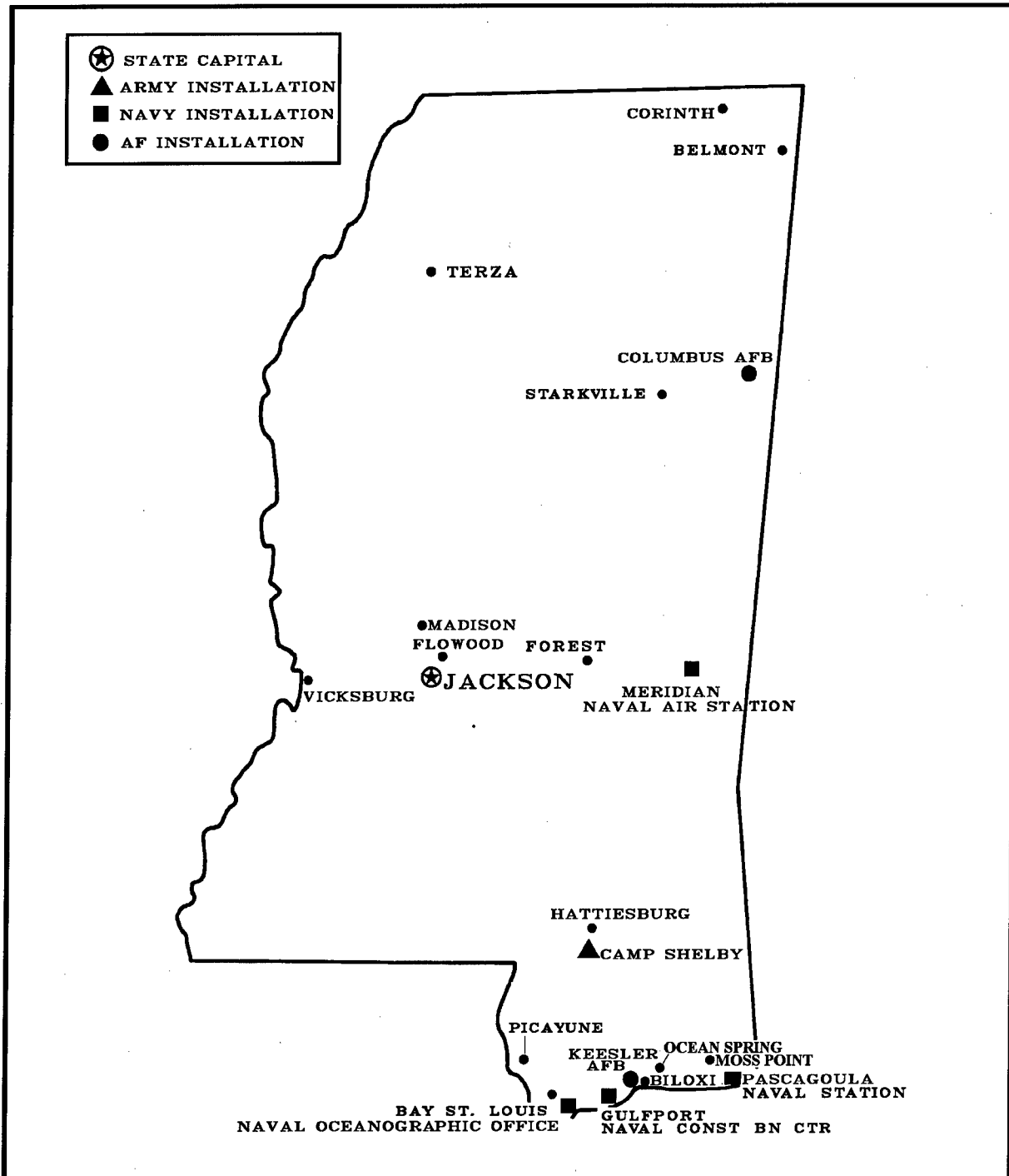
(DOLLARS IN THOUSANDS)

Personnel/Expenditures	Total	Army	Navy & Marine Corps	Air Force	Other Defense Activities		
I. Personnel - Total	29,725	19,189	4,848	5,347	341		
Active Duty Military	884	365	371	148	0		
Civilian	2,512	1,358	27	786	341		
Reserve & National Guard	26,329	17,466	4,450	4,413	0		
II. Expenditures - Total	\$1,563,094	\$852,624	\$359,002	\$196,982	\$154,486		
A. Payroll Outlays - Total	406,545	173,813	83,422	132,126	17,184		
Active Duty Military Pay	26,770	9,125	10,958	6,687	0		
Civilian Pay	99,407	49,259	1,050	31,914	17,184		
Reserve & National Guard Pay	72,700	38,282	10,925	23,493	0		
Retired Military Pay	207,668	77,147	60,489	70,032	0		
B. Contracts Over \$25,000 - Total	1,091,111	644,040	251,725	60,655	134,691		
Supply and Equipment Contracts	556,091	307,834	118,441	21,075	108,741		
RDT&E Contracts	341,221	252,477	44,401	19,430	24,913		
Service Contracts	141,508	32,510	88,641	19,320	1,037		
Construction Contracts	3,080	4,152	242	830	0		
Civil Function Contracts	55,371	55,371	0	0	0		
C. Grants	65,438	34,771	23,855	4,201	2,611		
Major Locations of Expenditures	Expenditures			Major Locations of Personnel	Military and Civilian Personnel		
	Total	Payroll Outlays	Grants/ Contracts		Total	Active Duty Military	Civilian
Minneapolis	\$552,796	\$88,540	\$464,256	Minneapolis	957	445	512
Hopkins	290,581	5,662	284,919	St. Paul	890	175	715
St. Paul	152,815	54,411	98,404	Ft Snelling Mil Res	369	198	171
Bloomington	73,630	9,861	63,769	Duluth	284	10	274
Duluth	31,886	28,037	3,849	Camp Ripley	250	0	250
Burnsville	23,205	12,976	10,229	Bloomington	147	8	139
Edina	22,712	3,124	19,588	Fridley	53	1	52
Arden Hills	20,796	986	19,810	New Brighton	44	0	44
St. Louis Park	19,912	685	19,227	Hopkins	38	0	38
Minnetonka	16,708	1,591	15,117	La Crescent	34	0	34
Prime Contracts Over \$25,000 (Prior Three Years)	Total	Army	Navy & Marine Corps	Air Force	Other Defense Activities		
Fiscal Year 1996	\$960,361	\$508,373	\$245,083	\$93,851	\$113,054		
Fiscal Year 1995	1,117,299	507,717	319,672	137,340	152,570		
Fiscal Year 1994	1,136,526	517,775	359,963	96,830	161,958		
Top Five Contractors Receiving the Largest Dollar Volume of Prime Contract Awards in this State	Total Amount	Major Area of Work					
		FSC or Service Code Description	Amount				
1. ALLIANT TECHSYSTEMS INC	\$303,698	Ammunition, 75 mm through 125 mm		\$167,627			
2. FMC CORPORATION	180,201	RDTE/Weapons-Demo/Valid		180,228			
3. UNITED DEFENSE, LP	88,424	Guns, over 125 mm through 150 mm		30,813			
4. CERIDIAN CORPORATION	63,062	Miscellaneous Communication Equipment		25,522			
5. GENERAL MILLS INC	58,820	Food Items for Resale		57,108			
Total of Above	\$694,205	(63.6% of total awards over \$25,000)					

Prepared by: Washington Headquarters Services
Directorate for Information
Operations and Reports

MAP NO. 25

MISSISSIPPI



Prepared by: Washington Headquarters Services
Directorate for Information
Operations and Reports

MISSISSIPPI

FISCAL YEAR 1997

(DOLLARS IN THOUSANDS)

Personnel/Expenditures	Total	Army	Navy & Marine Corps	Air Force	Other Defense Activities
I. Personnel - Total	45,685	20,861	8,050	16,439	335
Active Duty Military	12,362	500	3,063	8,799	0
Civilian	9,677	3,799	2,604	2,939	335
Reserve & National Guard	23,646	16,562	2,383	4,701	0
II. Expenditures - Total	\$2,731,445	\$504,384	\$1,505,156	\$663,249	\$58,656
A. Payroll Outlays - Total	1,276,821	323,583	413,543	528,478	11,217
Active Duty Military Pay	442,034	12,500	193,539	235,995	0
Civilian Pay	391,351	159,750	118,246	102,138	11,217
Reserve & National Guard Pay	90,316	59,873	3,723	26,720	0
Retired Military Pay	353,120	91,460	98,035	163,625	0
B. Contracts Over \$25,000 - Total	1,431,264	163,644	1,086,804	133,677	47,139
Supply and Equipment Contracts	1,045,554	11,901	957,892	32,008	43,753
RDT&E Contracts	9,411	2,932	3,847	2,544	88
Service Contracts	251,322	50,806	104,050	93,168	3,298
Construction Contracts	39,400	12,428	21,015	5,957	0
Civil Function Contracts	85,577	85,577	0	0	0
C. Grants	23,360	17,157	4,809	1,094	300

Major Locations of Expenditures	Expenditures			Major Locations of Personnel	Military and Civilian Personnel		
	Total	Payroll Outlays	Grants/Contracts		Total	Active Duty Military	Civilian
Pascagoula	\$1,012,963	\$77,656	\$935,307	Keesler AFB	9,342	7,143	2,199
Biloxi	394,589	327,159	67,430	Vicksburg	2,552	11	2,541
Gulfport	218,244	152,176	66,068	Meridian	1,892	1,237	655
Vicksburg	203,845	121,054	82,791	Columbus AFB	1,826	1,424	402
Meridian	113,509	89,853	23,656	Gulfport	1,625	930	695
Bay St. Louis	108,893	76,179	32,714	Bay St. Louis	1,388	89	1,299
Columbus AFB	95,045	56,696	38,349	Pascagoula	936	406	530
Jackson	67,074	39,366	27,708	Biloxi	662	658	4
Madison	58,028	3,946	54,082	Flowood	423	63	360
Ocean Springs	30,160	28,866	1,294	Camp Shelby	356	86	270

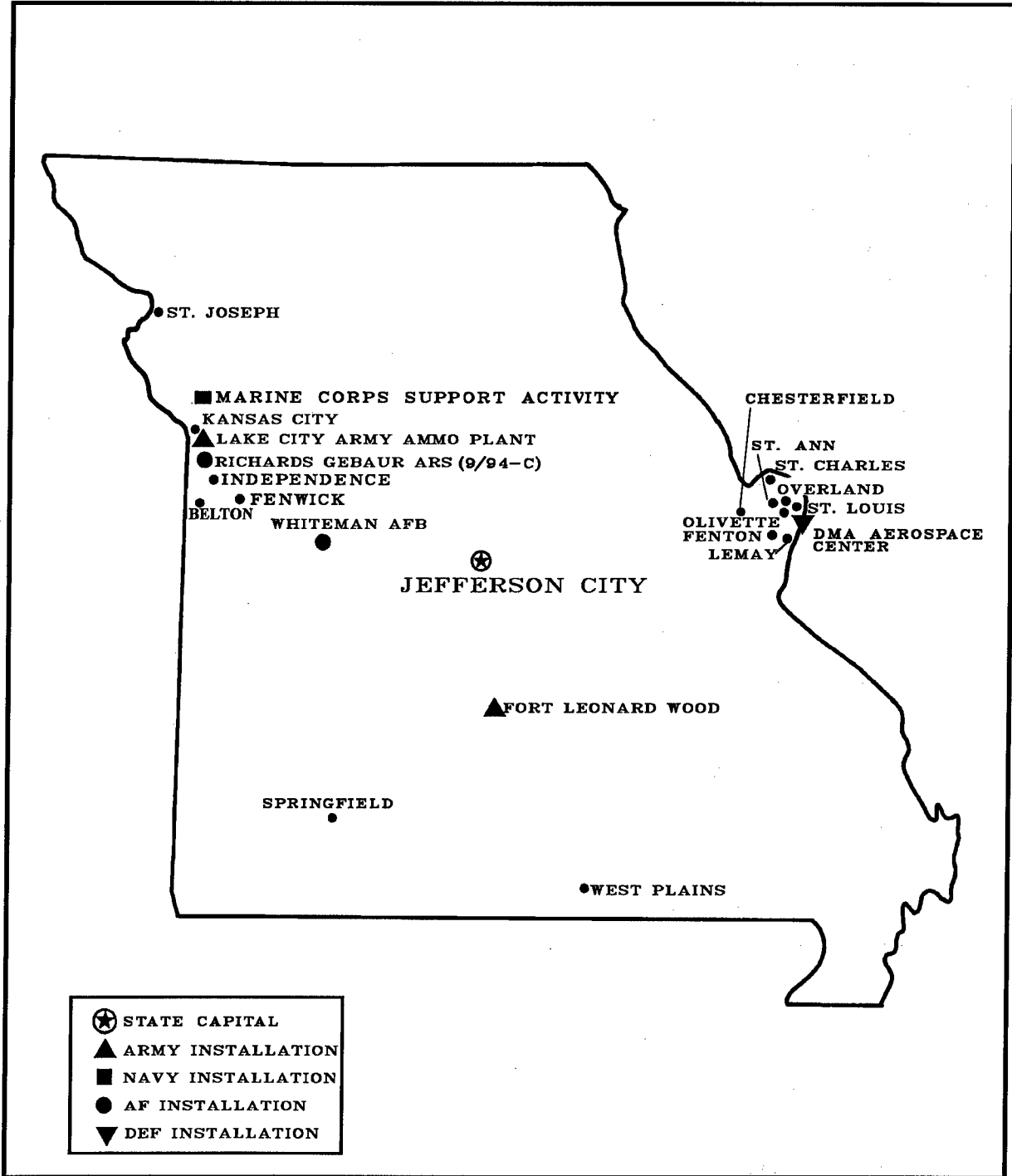
Prime Contracts Over \$25,000 (Prior Three Years)	Total	Army	Navy & Marine Corps	Air Force	Other Defense Activities
Fiscal Year 1996	\$1,912,106	\$267,551	\$1,482,147	\$115,223	\$47,185
Fiscal Year 1995	1,547,414	271,590	1,127,915	119,927	27,982
Fiscal Year 1994	1,855,121	221,831	1,401,202	110,340	121,748

Top Five Contractors Receiving the Largest Dollar Volume of Prime Contract Awards in this State	Total Amount	Major Area of Work	
		FSC or Service Code Description	Amount
1. LITTON INDUSTRIES, INC	\$915,486	Destroyers	\$744,046
2. HALTER MARINE GROUP INC	61,463	Special Service Vessels	59,210
3. RAYTHEON COMPANY INC	53,588	Airframe Structural Components	28,709
4. NICHOLS RESEARCH CORPORATION	42,948	Other ADP & Telecommunication Services	31,134
5. NORTHROP GRUMMAN CORPORATION	22,206	Other ADP & Telecommunication Services	22,206
Total of Above	\$1,095,691	(76.6% of total awards over \$25,000)	

Prepared by: Washington Headquarters Services
Directorate for Information
Operations and Reports

MAP NO. 26

MISSOURI



Prepared by: Washington Headquarters Services
Directorate for Information
Operations and Reports

MISSOURI

FISCAL YEAR 1997

(DOLLARS IN THOUSANDS)

Personnel/Expenditures	Total	Army	Navy & Marine Corps	Air Force	Other Defense Activities
I. Personnel - Total	61,761	36,100	13,763	9,574	2,324
Active Duty Military	15,078	10,022	1,688	3,368	0
Civilian	10,525	6,707	234	1,260	2,324
Reserve & National Guard	36,158	19,371	11,841	4,946	0
II. Expenditures - Total	\$6,193,111	\$1,338,235	\$2,807,622	\$1,848,445	\$198,809
A. Payroll Outlays - Total	1,406,661	740,653	215,079	345,261	105,668
Active Duty Military Pay	392,733	250,550	47,488	94,695	0
Civilian Pay	424,673	259,787	8,770	50,448	105,668
Reserve & National Guard Pay	132,273	73,028	35,747	23,498	0
Retired Military Pay	456,982	157,288	123,074	176,620	0
B. Contracts Over \$25,000 - Total	4,766,176	582,786	2,590,568	1,501,190	91,632
Supply and Equipment Contracts	3,394,112	90,483	2,078,506	1,152,581	72,542
RDT&E Contracts	394,554	25,668	246,423	121,420	1,043
Service Contracts	535,255	125,873	263,788	127,547	18,047
Construction Contracts	401,028	299,535	1,851	99,642	0
Civil Function Contracts	41,227	41,227	0	0	0
C. Grants	20,274	14,796	1,975	1,994	1,509

Major Locations of Expenditures	Expenditures			Major Locations of Personnel	Military and Civilian Personnel		
	Total	Payroll Outlays	Grants/Contracts		Total	Active Duty Military	Civilian
St. Louis	\$4,328,440	\$221,115	\$4,107,325	Fort Leonard Wood	11,976	10,126	1,850
Fort Leonard Wood	526,991	312,020	214,971	St. Louis	4,129	932	3,197
Kansas City	217,566	139,195	78,371	Whiteman AFB	3,656	2,919	737
Whiteman AFB	161,571	116,540	45,031	Kansas City	2,450	672	1,778
Lake City AFB	119,482	0	119,482	Overland	1,204	0	1,204
Berkeley	61,845	6	61,839	Jefferson City	342	20	322
Overland	44,460	44,460	0	St. Ann	294	0	294
Columbia	43,436	38,875	4,561	St. Joseph	228	12	216
Belton	34,353	34,273	80	Rolla	145	137	8
Chesterfield	33,818	6,794	27,024	Belton	139	118	21

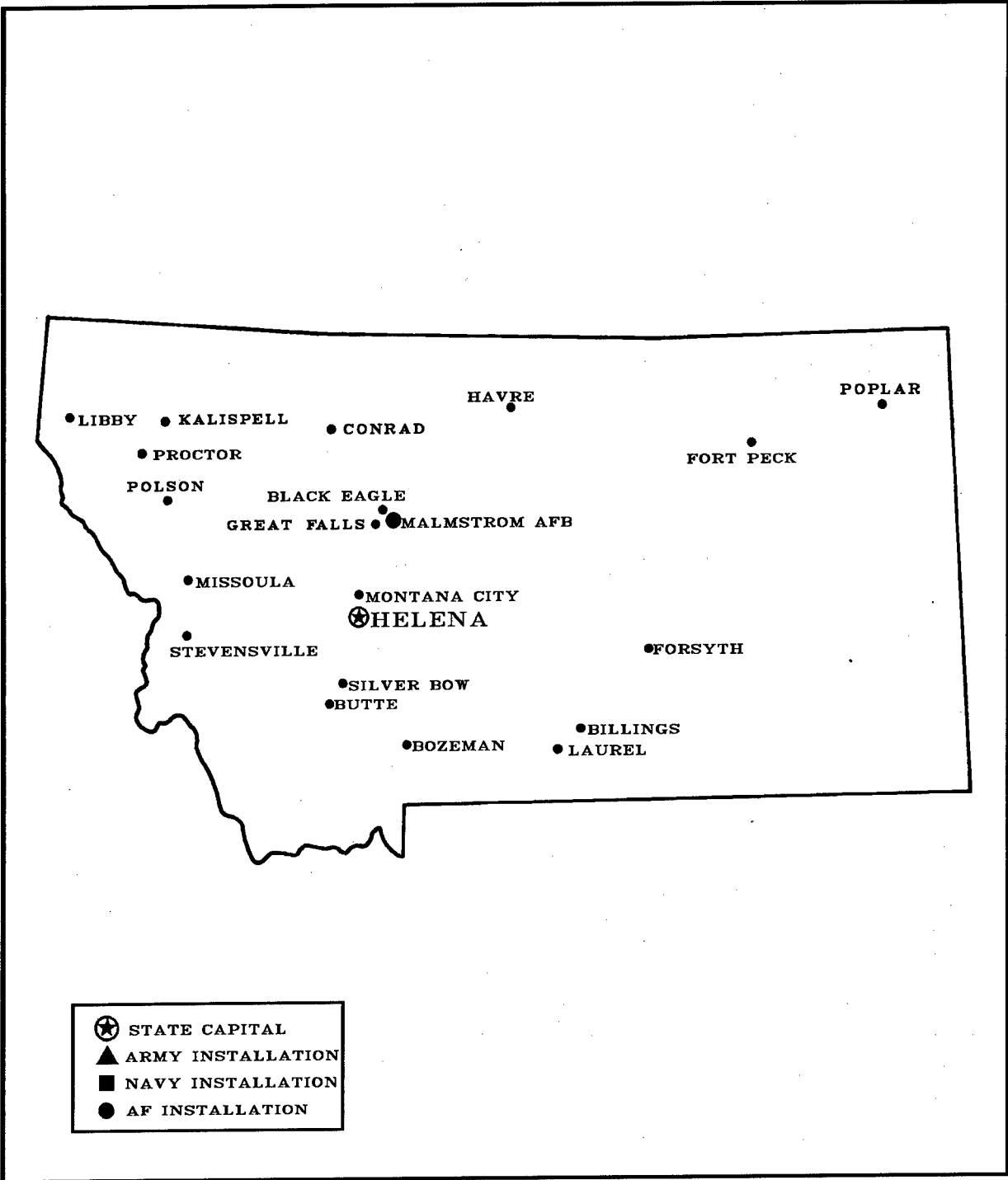
Prime Contracts Over \$25,000 (Prior Three Years)	Total	Army	Navy & Marine Corps	Air Force	Other Defense Activities
Fiscal Year 1996	\$7,093,009	\$475,799	\$3,599,928	\$2,900,980	\$116,302
Fiscal Year 1995	5,847,496	497,290	3,607,821	1,680,094	62,291
Fiscal Year 1994	6,146,610	518,090	3,863,761	1,684,614	80,145

Top Five Contractors Receiving the Largest Dollar Volume of Prime Contract Awards in this State	Total Amount	Major Area of Work	
		FSC or Service Code Description	Amount
1. BOEING COMPANY, THE INC	\$3,860,507	Aircraft Fixed Wing	\$2,775,770
2. HENSEL PHELPS CONSTRUCTION CO	161,071	Other Conservation & Development Facilities	161,032
3. OLIN CORPORATION	118,762	Ammunition Facilities	98,074
4. SABRELINER CORPORATION	106,037	Program Management/Support Services	46,730
5. ESCO ELECTRONICS CORPORATION	83,073	Trailers	35,604
Total of Above	\$4,329,450	(90.8% of total awards over \$25,000)	

Prepared by: Washington Headquarters Services
Directorate for Information
Operations and Reports

MAP NO. 27

MONTANA



Prepared by: Washington Headquarters Services
Directorate for Information
Operations and Reports

MONTANA

FISCAL YEAR 1997

(DOLLARS IN THOUSANDS)

Personnel/Expenditures	Total	Army	Navy & Marine Corps	Air Force	Other Defense Activities
I. Personnel - Total	11,820	5,045	1,113	5,597	65
Active Duty Military	3,574	21	18	3,535	0
Civilian	1,151	418	2	666	65
Reserve & National Guard	7,095	4,606	1,093	1,396	0
II. Expenditures - Total	\$342,339	\$81,612	\$30,364	\$225,743	\$4,620
A. Payroll Outlays - Total	255,256	47,089	30,142	175,685	2,340
Active Duty Military Pay	94,263	525	742	92,996	0
Civilian Pay	42,477	14,608	77	25,452	2,340
Reserve & National Guard Pay	18,446	9,800	1,768	6,878	0
Retired Military Pay	100,070	22,156	27,555	50,359	0
B. Contracts Over \$25,000 - Total	81,480	29,697	135	49,644	2,004
Supply and Equipment Contracts	4,404	2,124	135	720	1,425
RDT&E Contracts	449	349	0	100	0
Service Contracts	32,657	2,768	0	29,310	579
Construction Contracts	38,944	19,430	0	19,514	0
Civil Function Contracts	5,026	5,026	0	0	0
C. Grants	5,603	4,826	87	414	276

Major Locations of Expenditures	Expenditures			Major Locations of Personnel	Military and Civilian Personnel		
	Total	Payroll Outlays	Grants/Contracts		Total	Active Duty Military	Civilian
Malmstrom AFB	\$151,449	\$109,142	\$42,307	Malmstrom AFB	3,989	3,515	474
Great Falls	73,499	42,733	30,746	Great Falls	254	7	247
Helena	21,083	15,980	5,103	Helena	244	7	237
Billings	11,097	10,277	820	Libby	64	0	64
Missoula	9,025	8,105	920	Fort Peck	39	0	39
Bozeman	7,091	5,689	1,402	Butte	36	15	21
Libby	6,422	3,346	3,076	Butte-Silver Bow	36	15	21
Butte-Silver Bow	3,393	3,117	276	Billings	31	10	21
Fort Peck	3,181	1,970	1,211	Missoula	27	6	21
Livingston	2,544	2,225	319	Bozeman	23	13	10

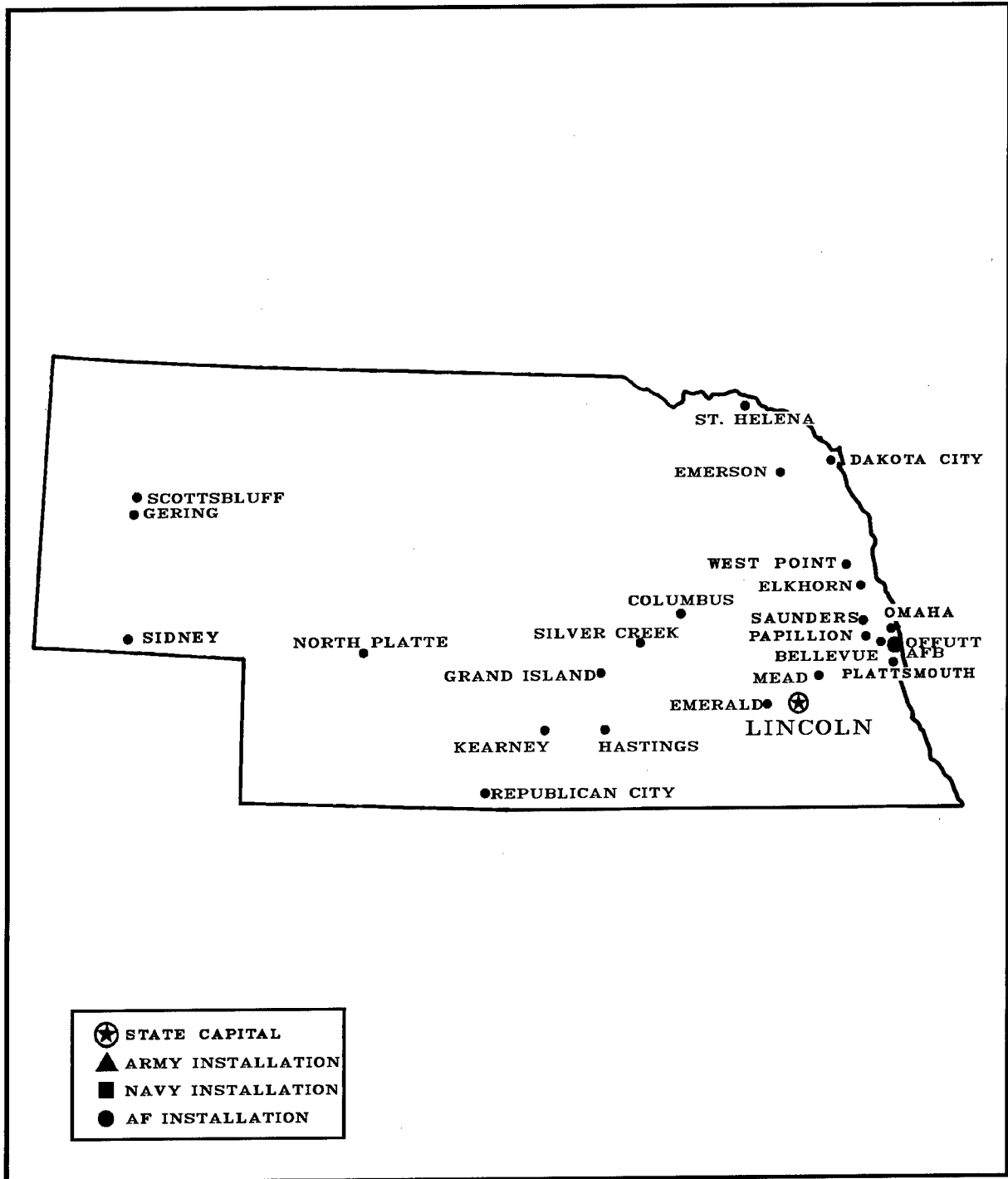
Prime Contracts Over \$25,000 (Prior Three Years)	Total	Army	Navy & Marine Corps	Air Force	Other Defense Activities
Fiscal Year 1996	\$90,611	\$35,306	\$2,007	\$28,731	\$24,567
Fiscal Year 1995	133,679	25,328	1,465	27,132	79,754
Fiscal Year 1994	63,418	26,672	499	21,896	14,351

Top Five Contractors Receiving the Largest Dollar Volume of Prime Contract Awards in this State	Total Amount	Major Area of Work	
		FSC or Service Code Description	Amount
1. AMERICAN RENOVATION & CONSTRUC	\$18,715	Family Housing Facilities	\$18,715
2. SWANK ENTERPRISES INC	11,935	Troop Housing Facilities	11,447
3. OSWOOD CONSTRUCTION COMPANY	7,817	Other Miscellaneous Buildings	5,660
4. TALCOTT PROPERTIES	3,003	Maint/Troop Housing Facilities	1,928
5. MONTANA POWER COMPANY INC	2,752	Electric Services	2,752
Total of Above	\$44,222	(54.3% of total awards over \$25,000)	

Prepared by: Washington Headquarters Services
Directorate for Information
Operations and Reports

MAP NO. 28

NEBRASKA



Prepared by: Washington Headquarters Services
Directorate for Information
Operations and Reports

NEBRASKA

FISCAL YEAR 1997

(DOLLARS IN THOUSANDS)

Personnel/Expenditures	Total	Army	Navy & Marine Corps	Air Force	Other Defense Activities
I. Personnel - Total	23,122	8,342	2,385	11,957	438
Active Duty Military	8,953	74	501	8,378	0
Civilian	3,583	1,583	18	1,544	438
Reserve & National Guard	10,586	6,685	1,866	2,035	0
II. Expenditures - Total	\$959,707	\$196,829	\$62,065	\$636,313	\$64,500
A. Payroll Outlays - Total	690,568	133,619	54,624	487,664	14,661
Active Duty Military Pay	298,355	1,850	21,271	275,234	0
Civilian Pay	144,924	69,689	610	59,964	14,661
Reserve & National Guard Pay	36,711	26,501	3,307	6,903	0
Retired Military Pay	210,578	35,579	29,436	145,563	0
B. Contracts Over \$25,000 - Total	261,463	56,368	6,846	148,543	49,706
Supply and Equipment Contracts	70,715	4,788	2,290	14,797	48,840
RDT&E Contracts	18,319	559	79	17,681	0
Service Contracts	151,078	29,702	4,477	116,033	866
Construction Contracts	11,310	11,278	0	32	0
Civil Function Contracts	10,041	10,041	0	0	0
C. Grants	7,676	6,842	595	106	133

Major Locations of Expenditures	Expenditures			Major Locations of Personnel	Military and Civilian Personnel		
	Total	Payroll Outlays	Grants/Contracts		Total	Active Duty Military	Civilian
Offutt AFB	\$428,772	\$343,344	\$85,428	Offutt AFB	10,152	8,367	1,785
Omaha	190,449	144,166	46,283	Omaha	1,627	451	1,176
Bellevue	117,380	78,740	38,640	Lincoln	518	54	464
Lincoln	70,932	46,385	24,547	St. Helena	74	0	74
Dakota City	34,783	52	34,731	Elkhorn	53	52	1
Mead	9,201	14	9,187	Bellevue	26	25	1
Cornhusker AAP	9,081	0	9,081	Hastings	19	0	19
Saunders	6,485	0	6,485	Republican City	18	0	18
Norfolk	4,512	4,427	85	Kearney	15	0	15
Louisville	3,973	102	3,871	North Platte	11	0	11

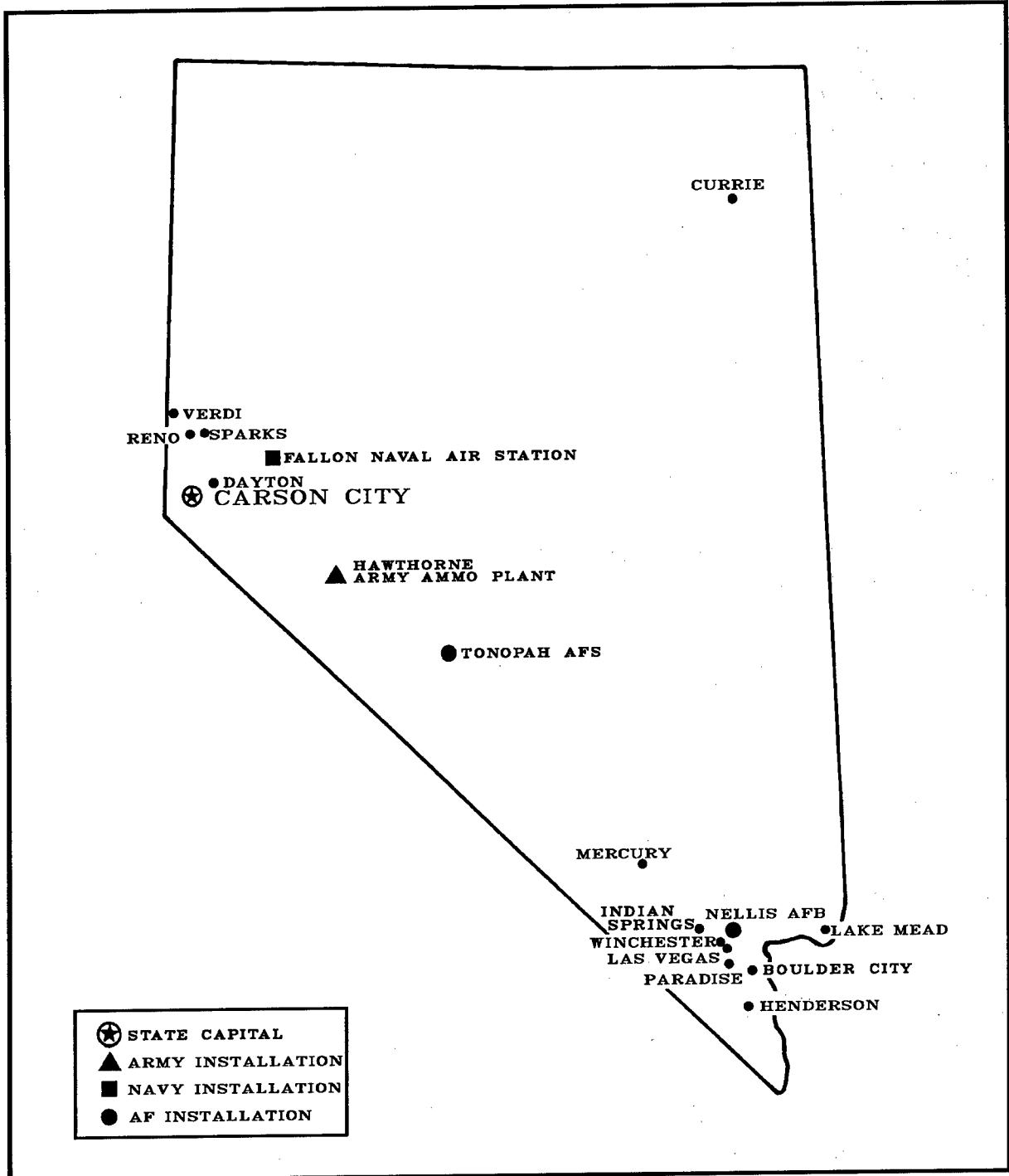
Prime Contracts Over \$25,000 (Prior Three Years)	Total	Army	Navy & Marine Corps	Air Force	Other Defense Activities
Fiscal Year 1996	\$322,037	\$57,403	\$10,564	\$175,943	\$78,127
Fiscal Year 1995	286,508	50,831	2,327	158,544	74,806
Fiscal Year 1994	309,939	74,747	735	154,869	79,588

Top Five Contractors Receiving the Largest Dollar Volume of Prime Contract Awards in this State	Total Amount	Major Area of Work	
		FSC or Service Code Description	Amount
1. IBP, INC	\$34,606	Meat, Poultry, and Fish	\$34,606
2. STERLING SOFTWARE INC	18,074	RDTE/Other Defense-Eng/Manuf Develop	9,398
3. TRACOR, INC	15,455	Systems Engineering Services	9,514
4. GTE CORPORATION	11,239	Maint & Repair of Eq/ADP Equip & Supplies	11,239
5. HARRIS CORPORATION	9,602	Other Cryptologic Equipment & Components	9,011
Total of Above	\$88,976	(34.0% of total awards over \$25,000)	

Prepared by: Washington Headquarters Services
Directorate for Information
Operations and Reports

MAP NO. 29

NEVADA



Prepared by: Washington Headquarters Services
Directorate for Information
Operations and Reports

NEVADA

FISCAL YEAR 1997

(DOLLARS IN THOUSANDS)

Personnel/Expenditures	Total	Army	Navy & Marine Corps	Air Force	Other Defense Activities
I. Personnel - Total	16,974	3,513	3,328	9,905	228
Active Duty Military	7,813	28	1,158	6,627	0
Civilian	2,138	246	406	1,258	228
Reserve & National Guard	7,023	3,239	1,764	2,020	0
II. Expenditures - Total	\$987,873	\$158,453	\$245,874	\$566,782	\$16,764
A. Payroll Outlays - Total	726,487	69,524	161,639	487,384	7,940
Active Duty Military Pay	248,155	700	34,611	212,844	0
Civilian Pay	83,309	8,772	15,176	51,421	7,940
Reserve & National Guard Pay	12,484	4,122	2,534	5,828	0
Retired Military Pay	382,539	55,930	109,318	217,291	0
B. Contracts Over \$25,000 - Total	257,382	85,293	84,167	79,398	8,524
Supply and Equipment Contracts	15,195	785	2,959	6,057	5,394
RDT&E Contracts	2,091	143	1,130	737	81
Service Contracts	186,004	47,921	63,419	71,615	3,049
Construction Contracts	47,126	29,478	16,659	989	0
Civil Function Contracts	6,966	6,966	0	0	0
C. Grants	4,004	3,636	68	0	300

Major Locations of Expenditures	Expenditures			Major Locations of Personnel	Military and Civilian Personnel		
	Total	Payroll Outlays	Grants/Contracts		Total	Active Duty Military	Civilian
Nellis AFB	\$340,287	\$246,810	\$93,477	Nellis AFB	7,547	6,500	1,047
Las Vegas	234,216	227,097	7,119	Fallon	1,535	1,121	414
Fallon	142,269	59,656	82,613	Mercury	600	538	62
Reno	59,748	53,718	6,030	Reno	341	128	213
Hawthorne AAP	37,255	0	37,255	Las Vegas	158	42	116
Henderson	33,094	32,801	293	Carson City	131	7	124
Carson City	28,193	18,288	9,905	Hawthorne	67	5	62
North Las Vegas	20,006	19,776	230	Stead AFB	59	0	59
Mercury	16,817	16,736	81	Indian Springs	37	0	37
Sparks	16,769	15,590	1,179	Tonopah	9	6	3

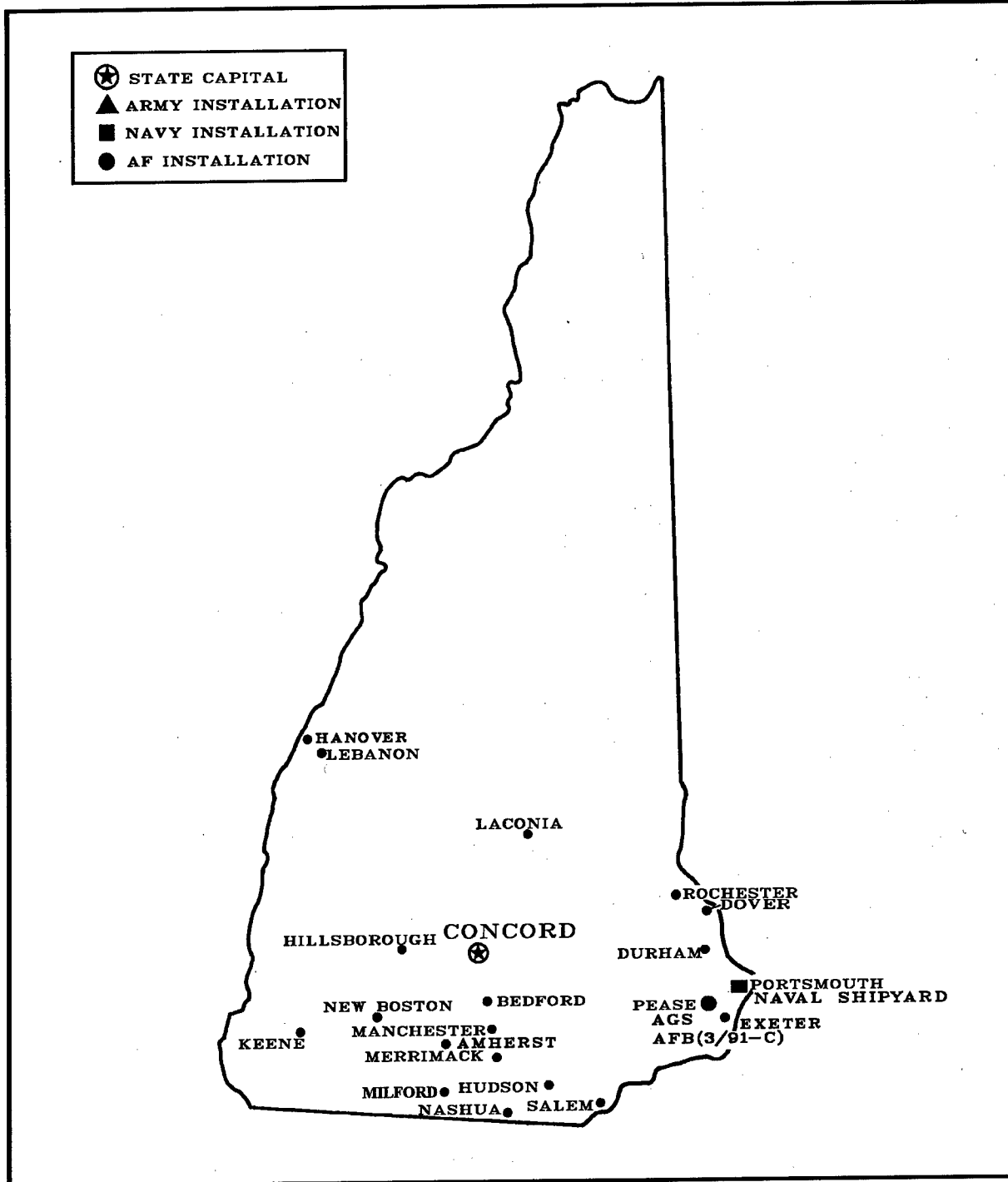
Prime Contracts Over \$25,000 (Prior Three Years)	Total	Army	Navy & Marine Corps	Air Force	Other Defense Activities
Fiscal Year 1996	\$285,262	\$104,912	\$68,270	\$101,026	\$11,054
Fiscal Year 1995	216,254	66,002	64,332	82,076	3,844
Fiscal Year 1994	274,071	70,336	97,812	91,327	14,596

Top Five Contractors Receiving the Largest Dollar Volume of Prime Contract Awards in this State	Total Amount	Major Area of Work	
		FSC or Service Code Description	Amount
1. LOCKHEED MARTIN CORPORATION	\$45,159	Operation/Electronic & Communication Facil	\$44,984
2. DAY & ZIMMERMANN INCORPORATED	36,518	Operation/Ammunition Facilities	36,124
3. ALPHA U.S. HOLDINGS, INC	16,416	Facilities Operations Support Services	16,416
4. WEST COAST CONTRACTORS OF NEVA	12,419	Maint/Other Airfield Structures	3,445
5. ROMAN E.C.D. INC	12,216	Troop Housing Facilities	12,216
Total of Above	\$122,728	(47.7% of total awards over \$25,000)	

Prepared by: Washington Headquarters Services
Directorate for Information
Operations and Reports

MAP NO. 30

NEW HAMPSHIRE



Prepared by: Washington Headquarters Services
Directorate for Information
Operations and Reports

NEW HAMPSHIRE

FISCAL YEAR 1997

(DOLLARS IN THOUSANDS)

Personnel/Expenditures	Total	Army	Navy & Marine Corps	Air Force	Other Defense Activities
I. Personnel - Total	8,103	4,502	1,734	1,693	174
Active Duty Military	404	10	258	136	0
Civilian	1,264	528	268	294	174
Reserve & National Guard	6,435	3,964	1,208	1,263	0
II. Expenditures - Total	\$683,143	\$203,509	\$266,124	\$189,080	\$24,430
A. Payroll Outlays - Total	271,687	97,921	71,517	93,833	8,416
Active Duty Military Pay	21,102	250	15,383	5,469	0
Civilian Pay	53,524	20,352	14,431	10,325	8,416
Reserve & National Guard Pay	40,516	33,443	1,646	5,427	0
Retired Military Pay	156,545	43,876	40,057	72,612	0
B. Contracts Over \$25,000 - Total	388,033	85,007	192,774	94,238	16,014
Supply and Equipment Contracts	191,642	19,303	112,671	44,315	15,353
RDT&E Contracts	121,517	55,103	46,909	19,405	100
Service Contracts	58,533	3,092	24,452	30,428	561
Construction Contracts	15,702	6,870	8,742	90	0
Civil Function Contracts	639	639	0	0	0
C. Grants	23,423	20,581	1,833	1,009	0

Major Locations of Expenditures	Expenditures			Major Locations of Personnel	Military and Civilian Personnel		
	Total	Payroll Outlays	Grants/Contracts		Total	Active Duty Military	Civilian
Nashua	\$183,274	\$18,212	\$165,062	Portsmouth	808	273	535
Portsmouth	81,849	48,261	33,588	Hanover	303	3	300
Exeter	50,488	0	50,488	Concord	138	6	132
Merrimack	48,850	0	48,850	Pease AGS	88	88	0
Pease AGS	26,650	8,759	17,891	Nashua	70	5	65
Manchester	25,152	13,531	11,621	New Boston	61	0	61
Hanover	20,007	16,345	3,662	Manchester	49	10	39
Concord	18,752	11,291	7,461	Londonderry	33	0	33
Londonderry	17,499	2,800	14,699	Contoocook	20	0	20
Hudson	12,751	4,611	8,140	Durham	18	16	2

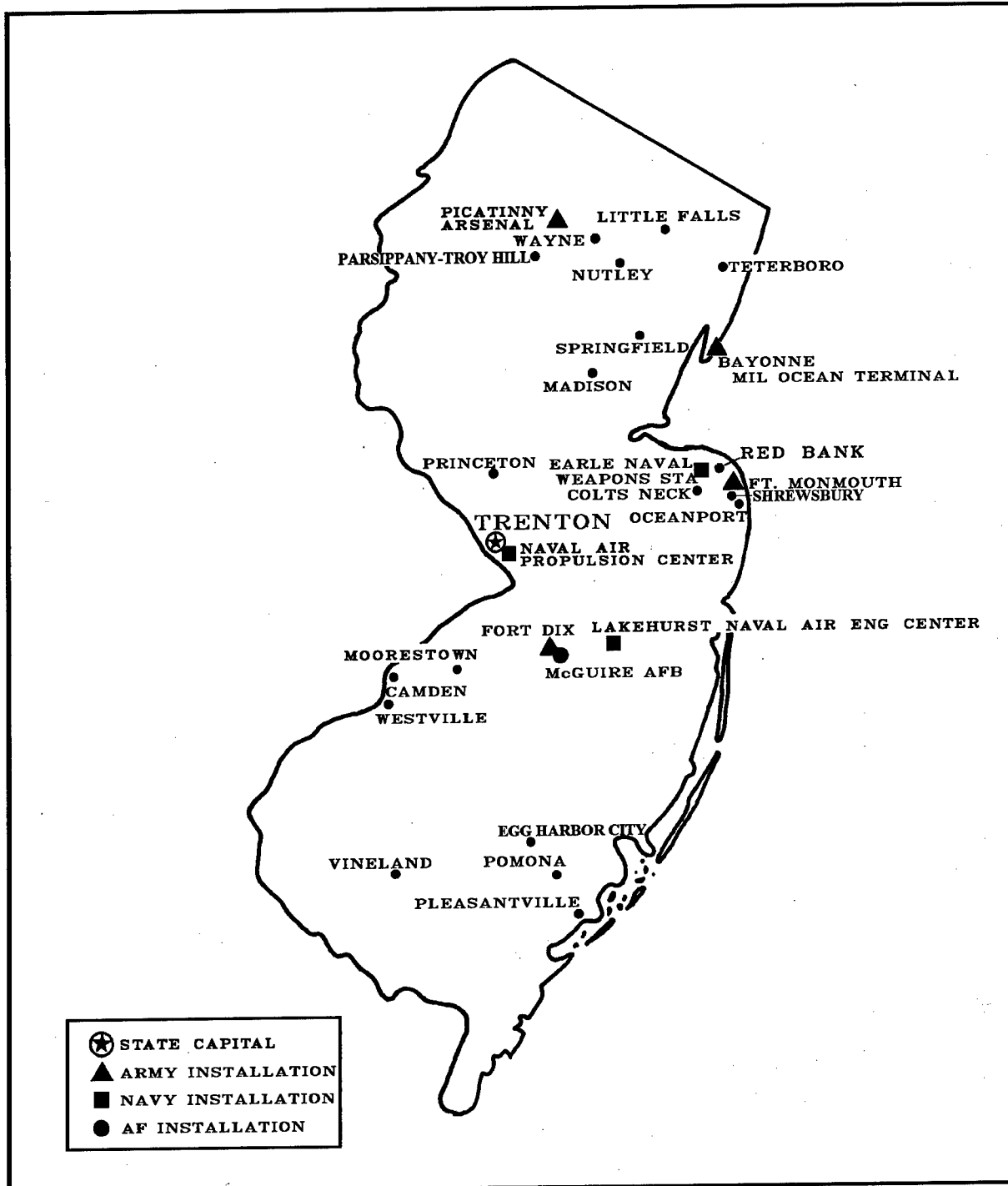
Prime Contracts Over \$25,000 (Prior Three Years)	Total	Army	Navy & Marine Corps	Air Force	Other Defense Activities
Fiscal Year 1996	\$567,892	\$91,818	\$271,552	\$168,211	\$36,311
Fiscal Year 1995	504,154	130,012	194,901	160,605	18,636
Fiscal Year 1994	368,983	59,865	165,524	126,493	17,101

Top Five Contractors Receiving the Largest Dollar Volume of Prime Contract Awards in this State	Total Amount	Major Area of Work	
		FSC or Service Code Description	Amount
1. LOCKHEED MARTIN CORPORATION	\$156,679	RDTE/Electronics & Communication Eq-Adv Te	\$60,493
2. HEWLETT-PACKARD COMPANY INC	50,286	ADP Support Equip	50,243
3. KOLLSMAN INC	36,814	Radar Equipment, Airborne	25,613
4. BECHTEL GROUP, INC	16,435	Maint/Unimproved Real Property (Land)	16,435
5. INSIGHT TECHNOLOGY INC	14,502	Night Vision Equipment, Emitted and Reflec	13,763
Total of Above	\$274,716	(70.8% of total awards over \$25,000)	

Prepared by: Washington Headquarters Services
Directorate for Information
Operations and Reports

MAP NO. 31

NEW JERSEY



Prepared by: Washington Headquarters Services
Directorate for Information
Operations and Reports

NEW JERSEY

FISCAL YEAR 1997

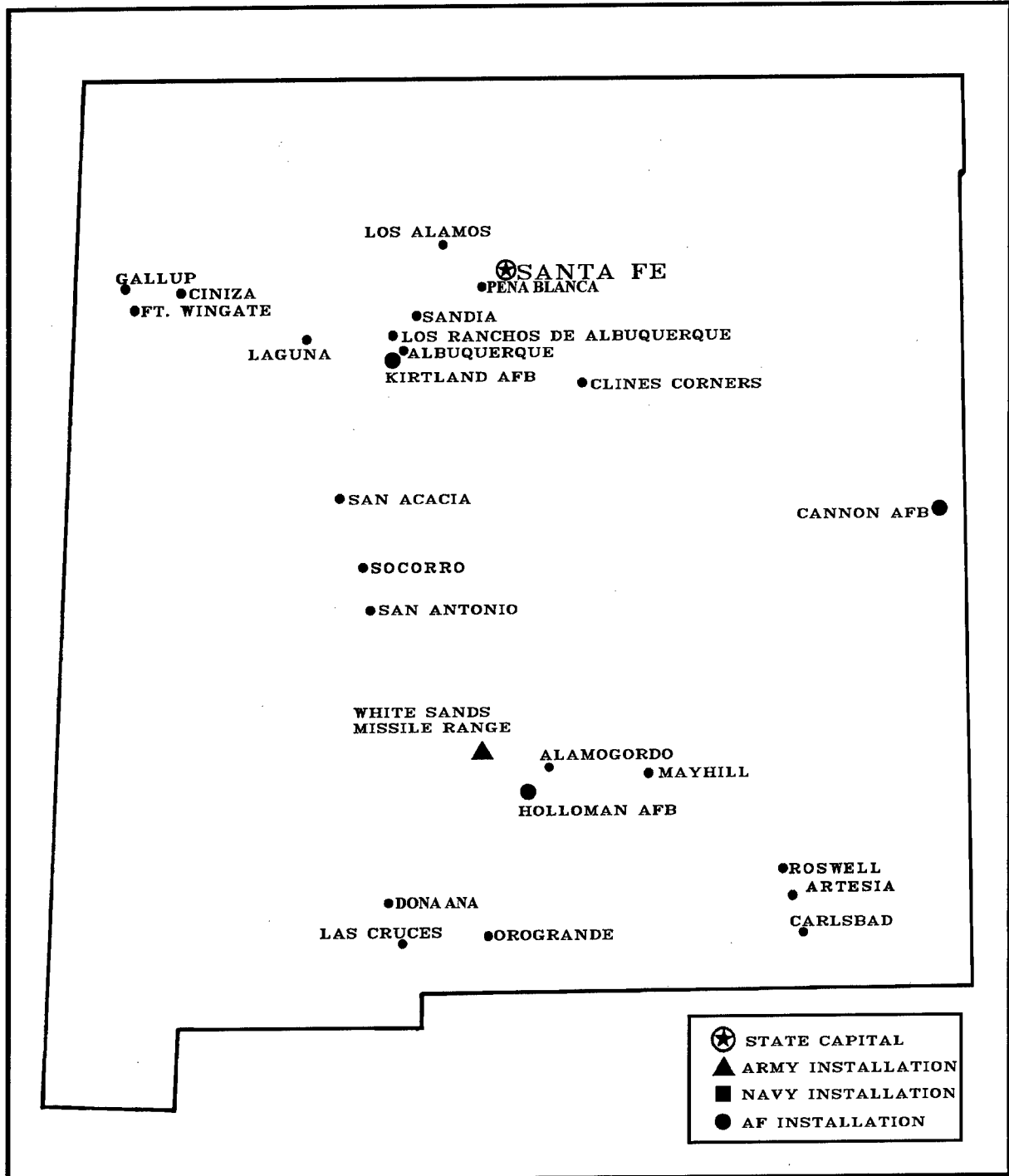
(DOLLARS IN THOUSANDS)

Personnel/Expenditures	Total	Army	Navy & Marine Corps	Air Force	Other Defense Activities		
I. Personnel - Total	53,529	28,637	10,251	13,308	1,333		
Active Duty Military	7,472	1,015	1,024	5,433	0		
Civilian	18,112	10,777	4,350	1,652	1,333		
Reserve & National Guard	27,945	16,845	4,877	6,223	0		
II. Expenditures - Total	\$4,664,209	\$1,685,367	\$1,936,194	\$611,932	\$430,716		
A. Payroll Outlays - Total	1,588,864	801,250	368,649	355,605	63,360		
Active Duty Military Pay	262,975	25,375	69,441	168,159	0		
Civilian Pay	862,703	528,831	203,487	67,025	63,360		
Reserve & National Guard Pay	89,692	48,205	4,237	37,250	0		
Retired Military Pay	373,494	198,839	91,484	83,171	0		
B. Contracts Over \$25,000 - Total	3,015,781	862,313	1,552,846	249,966	350,656		
Supply and Equipment Contracts	1,202,039	126,080	717,882	91,884	266,193		
RDT&E Contracts	287,810	86,069	103,006	81,128	17,607		
Service Contracts	1,293,389	434,204	726,042	66,287	66,856		
Construction Contracts	85,741	69,158	5,916	10,667	0		
Civil Function Contracts	146,802	146,802	0	0	0		
C. Grants	59,564	21,804	14,699	6,361	16,700		
Major Locations of Expenditures	Expenditures			Major Locations of Personnel	Military and Civilian Personnel		
	Total	Payroll Outlays	Grants/Contracts		Total	Active Duty Military	Civilian
Moorestown-Lenola	\$860,275	\$11,562	\$848,713	Fort Monmouth	6,698	749	5,949
Oceanport	464,305	304,449	159,856	McGuire AFB	6,275	4,821	1,454
McGuire AFB	281,058	229,947	51,111	Picatinny Arsenal	3,563	57	3,506
Picatinny Arsenal	250,200	199,240	50,960	Bayonne	2,340	55	2,285
Wayne	142,426	0	142,426	Lakehurst	2,237	340	1,897
Lakehurst	139,466	109,538	29,928	Fort Dix	1,510	673	837
Madison	133,793	806	132,987	Colts Neck	767	243	524
Fairfield	119,501	0	119,501	Trenton	292	28	264
Shrewsbury	105,138	732	104,406	Egg Harbor City	228	0	228
Bayonne	99,314	96,096	3,218	Red Bank	209	20	189
Prime Contracts Over \$25,000 (Prior Three Years)	Total	Army	Navy & Marine Corps	Air Force	Other Defense Activities		
Fiscal Year 1996	\$2,564,266	\$920,309	\$1,031,693	\$303,991	\$308,273		
Fiscal Year 1995	2,944,449	962,490	1,328,521	283,969	369,469		
Fiscal Year 1994	3,034,384	847,284	1,403,450	461,904	321,746		
Top Five Contractors Receiving the Largest Dollar Volume of Prime Contract Awards in this State	Total Amount	Major Area of Work					
		FSC or Service Code Description			Amount		
1. LOCKHEED MARTIN CORPORATION	\$970,848	Miscellaneous Weapons			\$470,022		
2. THE GENERAL ELECTRIC CO. PLC	132,216	RDTE/Electronics & Communication Eq-Eng/Ma			63,992		
3. MAERSK, INC	131,674	Marine Charter For Things			131,674		
4. MIDSCO, INC	112,412	Radio and TV Comm Equipment, Airborne			112,412		
5. UNC INCORPORATED	86,294	Maint & Repair of Eq/Aircraft Comps & Accy			85,583		
Total of Above	\$1,433,444	(47.5% of total awards over \$25,000)					

Prepared by: Washington Headquarters Services
Directorate for Information
Operations and Reports

MAP NO. 32

NEW MEXICO



Prepared by: Washington Headquarters Services
Directorate for Information
Operations and Reports

NEW MEXICO

FISCAL YEAR 1997

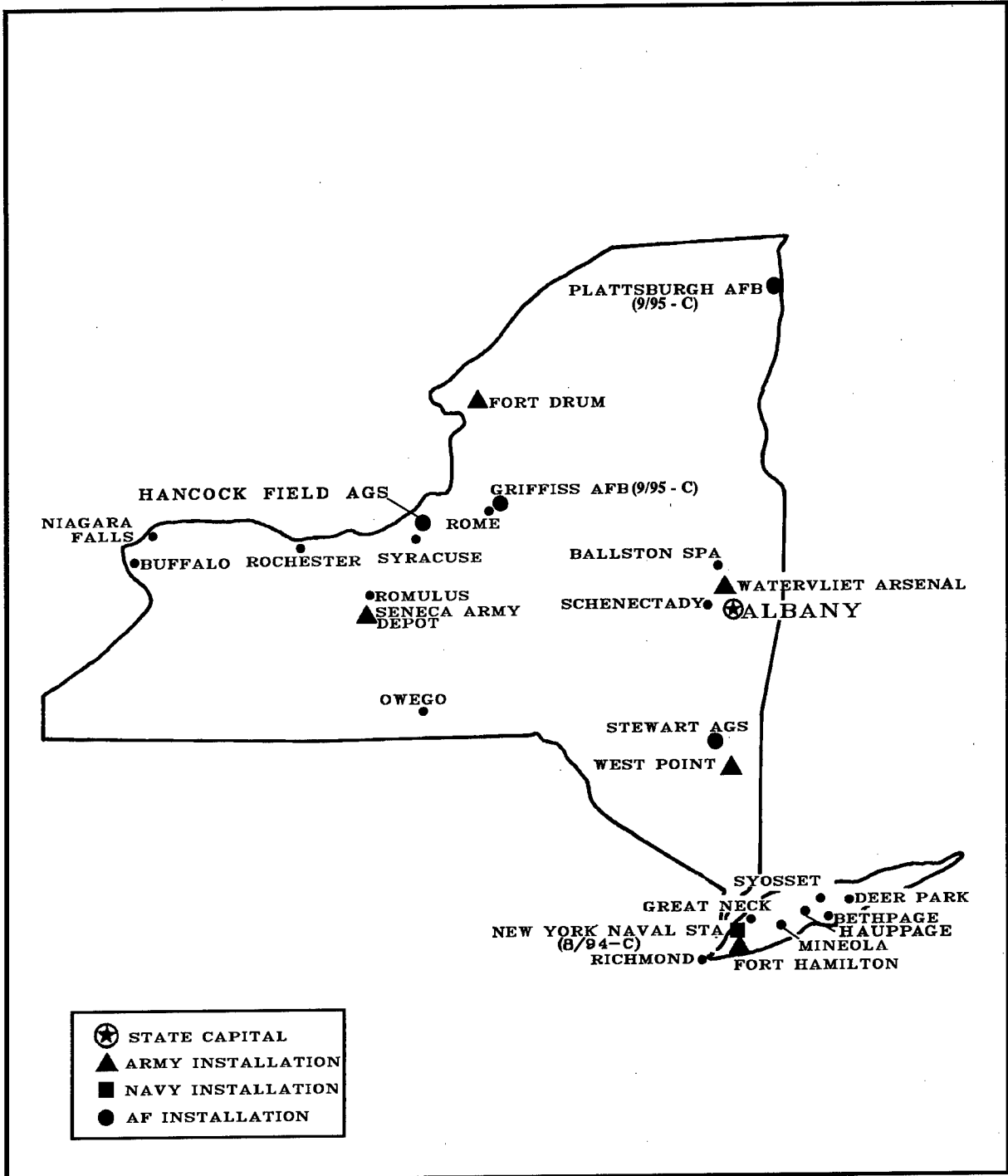
(DOLLARS IN THOUSANDS)

Personnel/Expenditures	Total	Army	Navy & Marine Corps	Air Force	Other Defense Activities		
I. Personnel - Total	31,374	10,148	2,344	18,244	638		
Active Duty Military	13,154	471	394	12,289	0		
Civilian	8,092	3,443	94	3,917	638		
Reserve & National Guard	10,128	6,234	1,856	2,038	0		
II. Expenditures - Total	\$1,653,113	\$478,289	\$103,512	\$994,981	\$76,331		
A. Payroll Outlays - Total	1,128,821	265,483	81,045	759,672	22,621		
Active Duty Military Pay	409,911	11,775	12,619	385,517	0		
Civilian Pay	331,790	148,777	4,535	155,857	22,621		
Reserve & National Guard Pay	24,014	13,905	2,762	7,347	0		
Retired Military Pay	363,106	91,026	61,129	210,951	0		
B. Contracts Over \$25,000 - Total	511,675	208,183	18,772	231,408	53,312		
Supply and Equipment Contracts	55,323	8,590	6,215	14,959	25,559		
RDT&E Contracts	176,923	50,085	8,433	101,068	17,337		
Service Contracts	226,873	100,558	4,124	112,135	10,056		
Construction Contracts	42,849	39,243	0	3,246	360		
Civil Function Contracts	9,707	9,707	0	0	0		
C. Grants	12,617	4,623	3,695	3,901	398		
Major Locations of Expenditures	Expenditures			Major Locations of Personnel	Military and Civilian Personnel		
	Total	Payroll Outlays	Grants/Contracts		Total	Active Duty Military	Civilian
Albuquerque	\$435,850	\$250,668	\$185,182	Kirtland AFB	6,667	4,241	2,426
Kirtland AFB	346,587	254,739	91,848	Holloman AFB	5,211	4,139	1,072
White Sands Msl Rge	239,174	137,595	101,579	Cannon AFB	4,349	3,841	508
Holloman AFB	201,322	157,418	43,904	White Sands Msl Rge	3,291	441	2,850
Cannon AFB	147,918	128,725	19,193	Albuquerque	1,725	900	825
Alamogordo	46,989	30,721	16,268	Santa Fe	185	13	172
Las Cruces	30,647	27,079	3,568	Kirtland	89	89	0
Santa Fe	25,100	20,079	5,021	Orogrande	85	0	85
Carlsbad	21,264	2,954	18,310	Roswell	29	8	21
Clovis	17,231	16,529	702	Pena Blanca	28	0	28
Prime Contracts Over \$25,000 (Prior Three Years)	Total	Army	Navy & Marine Corps	Air Force	Other Defense Activities		
Fiscal Year 1996	\$676,391	\$274,619	\$18,896	\$318,459	\$64,417		
Fiscal Year 1995	656,633	284,665	36,590	285,708	49,670		
Fiscal Year 1994	658,265	294,585	33,341	254,723	75,616		
Top Five Contractors Receiving the Largest Dollar Volume of Prime Contract Awards in this State	Total Amount	Major Area of Work					
		FSC or Service Code Description	Amount				
1. LOCKHEED MARTIN CORPORATION	\$40,563	Maint & Repair of Eq/Aircraft Comps & Accy			\$14,310		
2. DYNACORP	27,449	Operation/Govt-Owned Contractor-Operated R			13,711		
3. HONEYWELL INC	26,261	RDTE/Aircraft-Eng/Manuf Develop			11,420		
4. BDM INTERNATIONAL INC	22,670	RDTE/Weapons-Management Support			9,171		
5. SCIENCE APPLICATIONS INTERNATI	17,092	RDTE/Weapons-Management Support			11,456		
Total of Above	\$134,035	(26.2% of total awards over \$25,000)					

Prepared by: Washington Headquarters Services
Directorate for Information
Operations and Reports

MAP NO. 33

NEW YORK



Prepared by: Washington Headquarters Services
Directorate for Information
Operations and Reports

NEW YORK

FISCAL YEAR 1997

(DOLLARS IN THOUSANDS)

Personnel/Expenditures	Total	Army	Navy & Marine Corps	Air Force	Other Defense Activities
I. Personnel - Total	87,914	58,773	14,726	12,438	1,977
Active Duty Military	18,853	15,701	2,301	851	0
Civilian	12,287	7,598	182	2,530	1,977
Reserve & National Guard	56,774	35,474	12,243	9,057	0
II. Expenditures - Total	\$4,934,551	\$1,822,283	\$1,746,130	\$929,558	\$436,580
A. Payroll Outlays - Total	1,674,780	1,020,417	223,954	338,250	92,159
Active Duty Military Pay	497,458	392,525	70,103	34,830	0
Civilian Pay	492,309	281,434	7,556	111,160	92,159
Reserve & National Guard Pay	184,131	118,276	22,715	43,140	0
Retired Military Pay	500,882	228,182	123,580	149,120	0
B. Contracts Over \$25,000 - Total	3,178,173	765,156	1,491,034	578,828	343,155
Supply and Equipment Contracts	1,524,908	270,569	763,890	200,453	289,996
RDT&E Contracts	388,751	43,437	214,504	118,671	12,139
Service Contracts	1,086,349	277,473	508,152	259,704	41,020
Construction Contracts	113,484	108,996	4,488	0	0
Civil Function Contracts	64,681	64,681	0	0	0
C. Grants	81,598	36,710	31,142	12,480	1,266

Major Locations of Expenditures	Expenditures			Major Locations of Personnel	Military and Civilian Personnel		
	Total	Payroll Outlays	Grants/Contracts		Total	Active Duty Military	Civilian
Bethpage	\$599,274	\$8,440	\$590,834	Fort Drum	11,475	9,718	1,757
New York	553,557	165,631	387,926	West Point Mil Res	7,672	5,461	2,211
Owego	344,123	4,152	339,971	Griffiss AFB	1,134	3	1,131
West Point Mil Res	315,332	250,637	64,695	Watervliet	1,118	3	1,115
Fort Drum	292,150	292,150	0	New York	1,069	451	618
Syracuse	278,449	36,657	241,792	Richmond	1,069	451	618
Schenectady	277,678	24,701	252,977	Ballston Spa	951	951	0
Rome	154,888	88,337	66,551	Syracuse	772	295	477
Great Neck	112,834	6,487	106,347	Niagara Falls	663	65	598
Buffalo	98,413	41,884	56,529	Buffalo	652	303	349

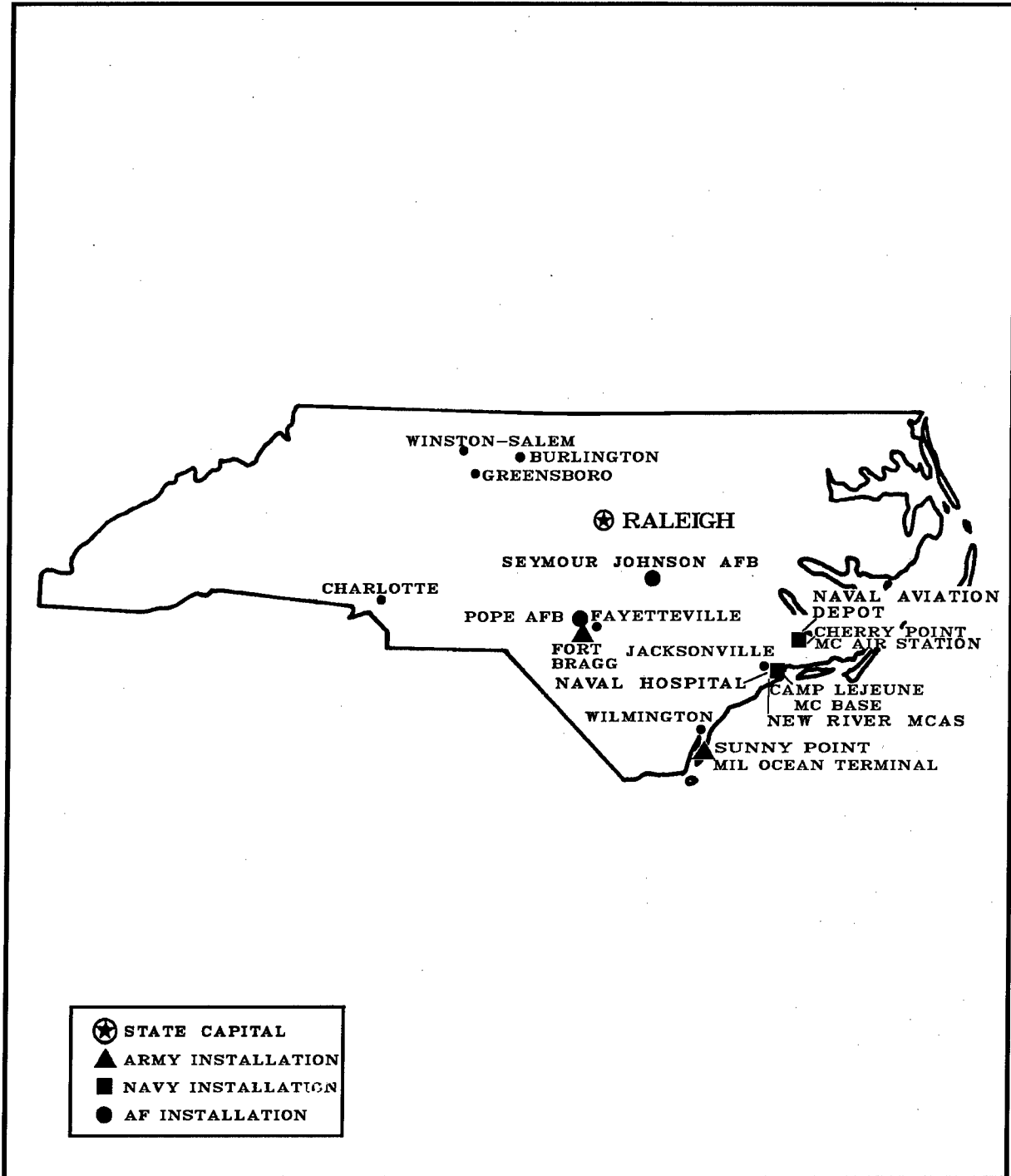
Prime Contracts Over \$25,000 (Prior Three Years)	Total	Army	Navy & Marine Corps	Air Force	Other Defense Activities
Fiscal Year 1996	\$3,501,013	\$688,305	\$1,577,334	\$782,971	\$452,403
Fiscal Year 1995	3,538,498	562,191	1,572,017	1,044,113	360,177
Fiscal Year 1994	3,629,346	655,855	1,480,186	1,139,233	354,072

Top Five Contractors Receiving the Largest Dollar Volume of Prime Contract Awards in this State	Total Amount	Major Area of Work	
		FSC or Service Code Description	Amount
1. LOCKHEED MARTIN CORPORATION	\$891,097	Operation/Govt-Owned Contractor-Operated R	\$150,308
2. NORTHROP GRUMMAN CORPORATION	640,426	Aircraft Fixed Wing	198,917
3. TOWER AIR INC	97,044	Passenger Air Charter Service	83,406
4. CBS CORPORATION	96,909	Nuclear Reactors	96,909
5. CLAYTON & DUBILIER PRIVATE EQU	65,157	Food Items for Resale	65,157
Total of Above	\$1,790,633	(56.3% of total awards over \$25,000)	

Prepared by: Washington Headquarters Services
Directorate for Information
Operations and Reports

MAP NO. 34

NORTH CAROLINA



Prepared by: Washington Headquarters Services
Directorate for Information
Operations and Reports

NORTH CAROLINA

FISCAL YEAR 1997

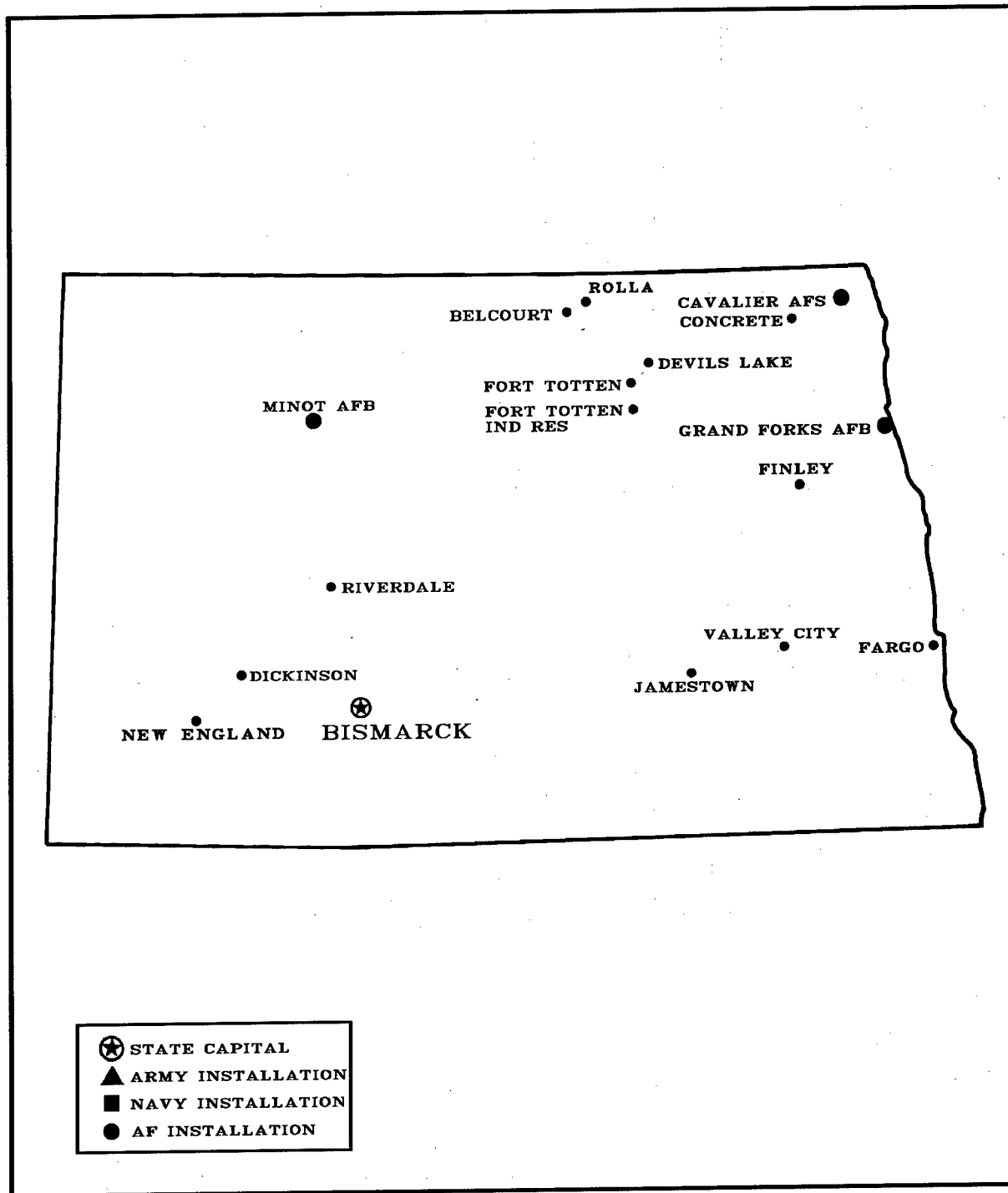
(DOLLARS IN THOUSANDS)

Personnel/Expenditures	Total	Army	Navy & Marine Corps	Air Force	Other Defense Activities		
I. Personnel - Total	149,028	74,891	57,093	14,845	2,199		
Active Duty Military	91,855	41,320	41,240	9,295	0		
Civilian	17,255	6,126	7,695	1,235	2,199		
Reserve & National Guard	39,918	27,445	8,158	4,315	0		
II. Expenditures - Total	\$5,220,673	\$2,241,029	\$1,973,637	\$772,501	\$233,506		
A. Payroll Outlays - Total	4,061,702	1,723,358	1,640,669	630,052	67,623		
Active Duty Military Pay	2,269,763	1,033,000	957,301	279,462	0		
Civilian Pay	638,792	211,708	313,806	45,655	67,623		
Reserve & National Guard Pay	197,120	165,042	14,501	17,577	0		
Retired Military Pay	956,027	313,608	355,061	287,358	0		
B. Contracts Over \$25,000 - Total	1,109,942	496,785	313,383	134,131	165,643		
Supply and Equipment Contracts	248,436	29,074	31,183	43,829	144,350		
RDT&E Contracts	42,690	10,136	23,503	6,160	2,891		
Service Contracts	513,888	178,346	234,862	82,278	18,402		
Construction Contracts	198,460	172,761	23,835	1,864	0		
Civil Function Contracts	106,468	106,468	0	0	0		
C. Grants	49,029	20,886	19,585	8,318	240		
Major Locations of Expenditures	Expenditures			Major Locations of Personnel	Military and Civilian Personnel		
	Total	Payroll Outlays	Grants/Contracts		Total	Active Duty Military	Civilian
Fort Bragg	\$1,740,271	\$1,394,076	\$346,195	Fort Bragg	47,367	41,471	5,896
Camp Lejeune	855,572	751,881	103,691	Camp Lejeune	31,950	29,127	2,823
Cherry Point MCAS	466,056	422,010	44,046	Cherry Point MCAS	12,477	6,890	5,587
Jacksonville (MCAS)	199,233	190,786	8,447	Jacksonville (MCAS)	5,034	4,846	188
Seymour Johnson AFB	195,060	152,538	42,522	Seymour Johnson AFB	5,021	4,354	667
Raleigh	162,552	67,080	95,472	Pope AFB	4,799	4,479	320
Charlotte	141,573	64,922	76,651	Raleigh	1,010	631	379
Greensboro	131,739	28,450	103,289	Charlotte	330	72	258
Fayetteville	123,474	107,427	16,047	Wilmington	273	18	255
Louisburg	64,370	64,370	0	Durham	219	69	150
Prime Contracts Over \$25,000 (Prior Three Years)	Total	Army	Navy & Marine Corps	Air Force	Other Defense Activities		
Fiscal Year 1996	\$1,421,071	\$410,830	\$583,781	\$198,076	\$228,384		
Fiscal Year 1995	1,354,351	563,906	377,446	205,161	207,838		
Fiscal Year 1994	1,162,611	399,205	396,592	194,821	171,993		
Top Five Contractors Receiving the Largest Dollar Volume of Prime Contract Awards in this State	Total Amount	Major Area of Work					
		FSC or Service Code Description		Amount			
1. CENTEX BATESON ENTERPRISES, IN	\$61,247	Hospitals & Infirmaries		\$61,247			
2. PHILLIPS & JORDAN, INCORPORATE	48,099	Landscaping/Groundskeeping Services		48,099			
3. CSX CORPORATION	44,531	Vessel Freight		44,450			
4. T L T CONSTRUCTION CORP	43,058	Maint/Troop Housing Facilities		18,044			
5. LUCENT TECHNOLOGIES INC	41,104	RDTE/Other Defense-Basic Research		11,426			
Total of Above	\$238,039	(21.4% of total awards over \$25,000)					

Prepared by: Washington Headquarters Services
Directorate for Information
Operations and Reports

MAP NO. 35

NORTH DAKOTA



Prepared by: Washington Headquarters Services
Directorate for Information
Operations and Reports

NORTH DAKOTA

FISCAL YEAR 1997

(DOLLARS IN THOUSANDS)

Personnel/Expenditures	Total	Army	Navy & Marine Corps	Air Force	Other Defense Activities
I. Personnel - Total	16,741	4,874	503	11,241	123
Active Duty Military	8,698	23	5	8,670	0
Civilian	1,674	412	1	1,138	123
Reserve & National Guard	6,369	4,439	497	1,433	0
II. Expenditures - Total	\$498,646	\$89,618	\$7,960	\$395,052	\$6,016
A. Payroll Outlays - Total	370,367	39,754	7,146	320,267	3,200
Active Duty Military Pay	239,883	575	161	239,147	0
Civilian Pay	60,895	13,749	53	43,893	3,200
Reserve & National Guard Pay	21,917	14,316	877	6,724	0
Retired Military Pay	47,672	11,114	6,055	30,503	0
B. Contracts Over \$25,000 - Total	126,855	49,493	346	74,200	2,816
Supply and Equipment Contracts	6,274	2,376	166	1,898	1,834
RDT&E Contracts	1,553	413	180	960	0
Service Contracts	73,866	1,899	0	70,985	982
Construction Contracts	17,519	17,162	0	357	0
Civil Function Contracts	27,643	27,643	0	0	0
C. Grants	1,424	371	468	585	0

Major Locations of Expenditures	Expenditures			Major Locations of Personnel	Military and Civilian Personnel		
	Total	Payroll Outlays	Grants/ Contracts		Total	Active Duty Military	Civilian
Minot AFB	\$177,300	\$140,247	\$37,053	Minot AFB	5,049	4,487	562
Grand Forks AFB	167,180	133,062	34,118	Grand Forks AFB	4,546	4,103	443
Fargo	39,299	27,731	11,568	Fargo	379	94	285
Grand Forks	32,231	10,476	21,755	Bismarck	161	5	156
Devils Lake	16,871	11,727	5,144	Riverdale	63	0	63
Minot	12,546	10,729	1,817	Devils Lake	51	0	51
Bismarck	10,869	10,481	388	Grand Forks	35	7	28
Cavalier	7,738	429	7,309	Valley City	30	0	30
Riverdale	3,220	2,398	822	Minot	23	2	21
Valley City	1,481	1,311	170	Williston	16	0	16

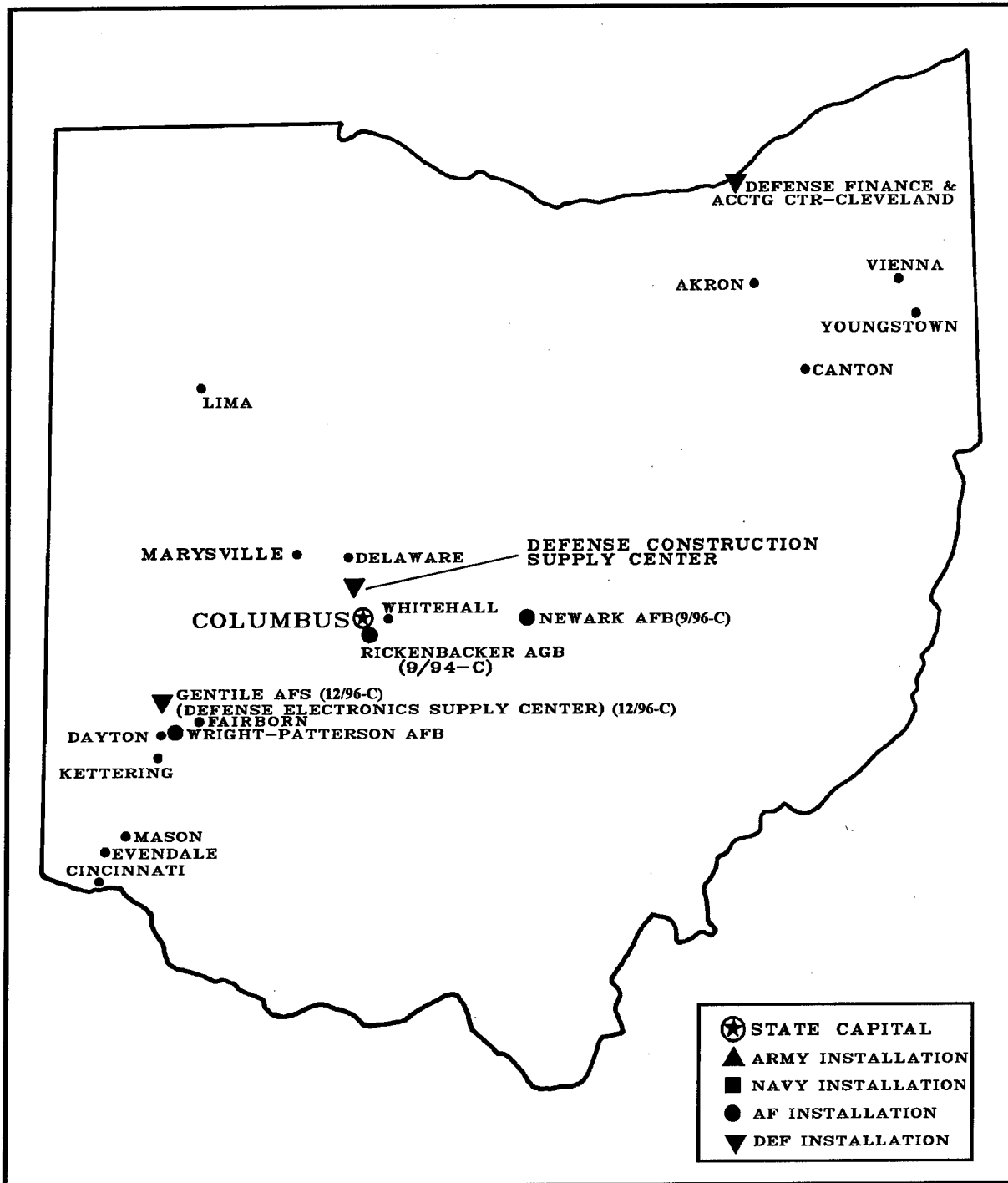
Prime Contracts Over \$25,000 (Prior Three Years)	Total	Army	Navy & Marine Corps	Air Force	Other Defense Activities
Fiscal Year 1996	\$106,089	\$30,168	\$5,008	\$61,551	\$9,362
Fiscal Year 1995	126,618	30,842	5,542	73,409	16,825
Fiscal Year 1994	119,980	50,372	3,387	61,868	4,353

Top Five Contractors Receiving the Largest Dollar Volume of Prime Contract Awards in this State	Total Amount	Major Area of Work	
		FSC or Service Code Description	Amount
1. DUBOIS & SONS MASONRY INC	\$8,111	Maint/Troop Housing Facilities	\$2,274
2. LOVERING-JOHNSON, INC	6,656	Maint/Family Housing Facilities	6,656
3. MORTENSON, M A COMPANIES INC	5,996	Other Administrative & Service Buildings	5,449
4. PETERSON CONSTRUCTION COMPANY	5,339	Other Airfield Structures	5,339
5. ITT INDUSTRIES, INC	5,253	Operation/Radar & Navigational Facilities	5,253
Total of Above	\$31,355	(24.7% of total awards over \$25,000)	

Prepared by: Washington Headquarters Services
Directorate for Information
Operations and Reports

MAP NO. 36

OHIO



Prepared by: Washington Headquarters Services
Directorate for Information
Operations and Reports

OHIO

FISCAL YEAR 1997

(DOLLARS IN THOUSANDS)

Personnel/Expenditures	Total	Army	Navy & Marine Corps	Air Force	Other Defense Activities
I. Personnel - Total	82,819	27,927	11,741	31,894	11,257
Active Duty Military	8,174	582	647	6,945	0
Civilian	26,122	1,468	107	13,290	11,257
Reserve & National Guard	48,523	25,877	10,987	11,659	0
II. Expenditures - Total	\$4,973,470	\$735,096	\$315,958	\$2,809,613	\$1,112,803
A. Payroll Outlays - Total	2,255,947	313,328	171,097	1,264,651	506,871
Active Duty Military Pay	336,930	14,550	21,112	301,268	0
Civilian Pay	1,171,005	49,254	5,824	609,056	506,871
Reserve & National Guard Pay	150,041	77,434	17,748	54,859	0
Retired Military Pay	597,971	172,090	126,413	299,468	0
B. Contracts Over \$25,000 - Total	2,676,413	399,181	138,829	1,532,800	605,603
Supply and Equipment Contracts	1,092,587	142,147	26,823	409,838	513,779
RDT&E Contracts	681,303	83,260	87,504	503,479	7,060
Service Contracts	778,434	50,270	24,037	619,363	84,764
Construction Contracts	85,363	84,778	465	120	0
Civil Function Contracts	38,726	38,726	0	0	0
C. Grants	41,110	22,587	6,032	12,162	329

Major Locations of Expenditures	Expenditures			Major Locations of Personnel	Military and Civilian Personnel		
	Total	Payroll Outlays	Grants/Contracts		Total	Active Duty Military	Civilian
Wright Patterson AFB	\$1,224,131	\$868,232	\$355,899	Wright Patterson AFB	18,887	6,616	12,271
Cincinnati	936,910	53,845	883,065	Whitehall	5,323	0	5,323
Dayton	437,200	124,108	313,092	Columbus	3,431	646	2,785
Columbus	420,378	201,074	219,304	Cleveland	2,241	266	1,975
Cleveland	306,704	120,437	186,267	Youngstown	526	10	516
Whitehall	239,703	239,676	27	Dayton	442	43	399
Beavercreek	170,669	0	170,669	Rickenbacker AFB	406	114	292
Newark	113,263	10,212	103,051	Cincinnati	383	145	238
Akron	109,243	16,519	92,724	Toledo	298	17	281
Toledo	83,201	29,548	53,653	Springfield	283	3	280

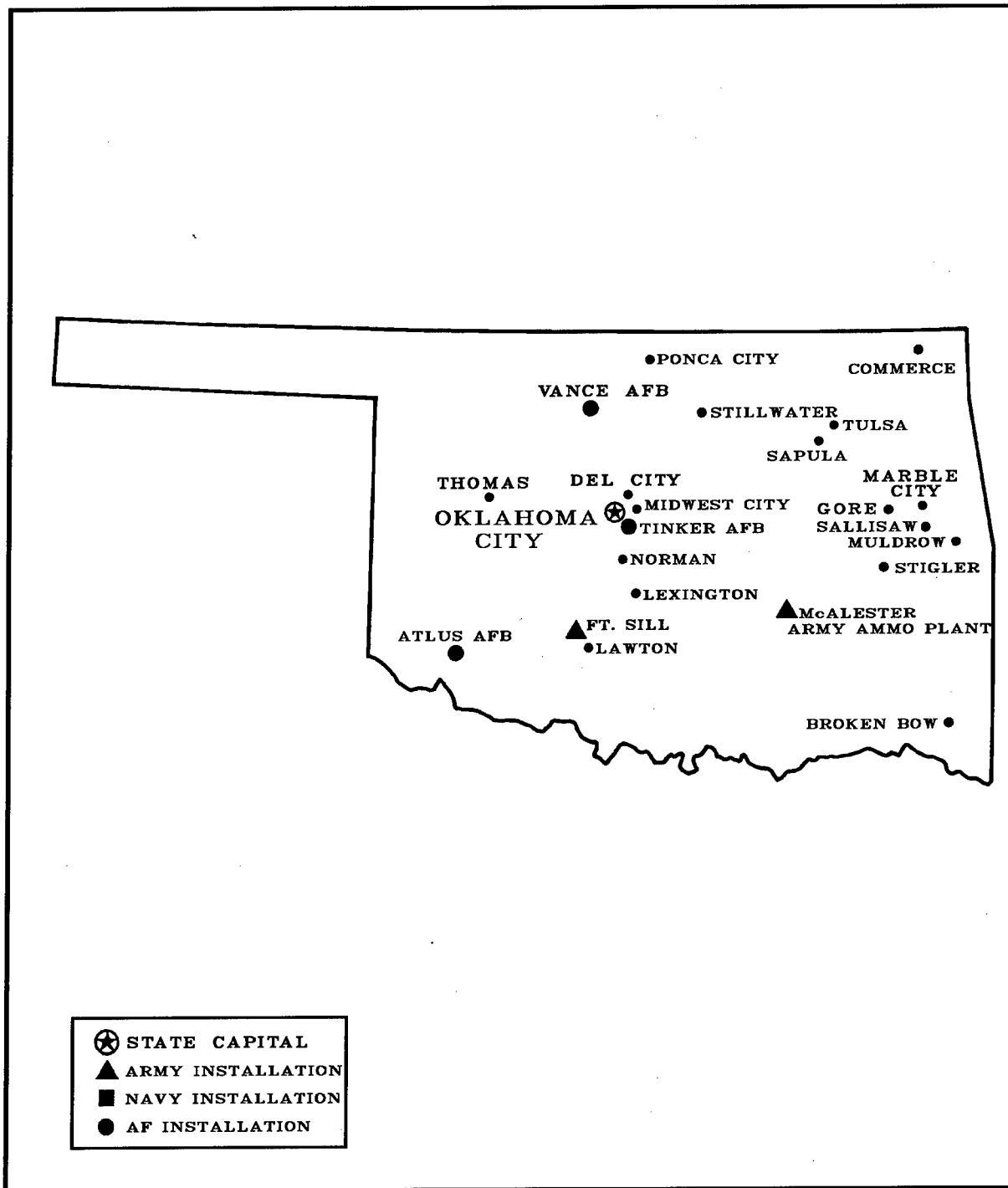
Prime Contracts Over \$25,000 (Prior Three Years)	Total	Army	Navy & Marine Corps	Air Force	Other Defense Activities
Fiscal Year 1996	\$2,732,748	\$554,852	\$192,341	\$1,504,250	\$481,305
Fiscal Year 1995	2,583,276	357,418	213,670	1,499,384	512,804
Fiscal Year 1994	2,965,510	639,892	287,868	1,584,657	453,093

Top Five Contractors Receiving the Largest Dollar Volume of Prime Contract Awards in this State	Total Amount	Major Area of Work	
		FSC or Service Code Description	Amount
1. GENERAL ELECTRIC COMPANY INC	\$437,173	RDTE/Aircraft-Demo/Valid	\$219,989
2. PROCTER & GAMBLE COMPANY, THE	231,448	Food Items for Resale	231,190
3. SCIENCE APPLICATIONS INTERNATI	146,511	Logistics Support Services	136,580
4. CFM INTERNATIONAL INC	123,882	Gas Turbines and Jet Engines, Acft & Comps	123,602
5. THE BRITISH PETROLEUM CO. PLC	101,982	Fuel Oils	65,453
Total of Above	\$1,040,996	(38.9% of total awards over \$25,000)	

Prepared by: Washington Headquarters Services
Directorate for Information
Operations and Reports

MAP NO. 37

OKLAHOMA



Prepared by: Washington Headquarters Services
Directorate for Information
Operations and Reports

OKLAHOMA

FISCAL YEAR 1997

(DOLLARS IN THOUSANDS)

Personnel/Expenditures	Total	Army	Navy & Marine Corps	Air Force	Other Defense Activities
I. Personnel - Total	69,749	34,846	4,070	29,219	1,614
Active Duty Military	27,060	16,150	758	10,152	0
Civilian	19,421	4,082	86	13,639	1,614
Reserve & National Guard	23,268	14,614	3,226	5,428	0
II. Expenditures - Total	\$2,839,946	\$1,000,476	\$170,778	\$1,496,973	\$171,719
A. Payroll Outlays - Total	2,085,251	766,250	135,323	1,128,814	54,864
Active Duty Military Pay	788,725	403,750	51,331	333,644	0
Civilian Pay	737,159	131,681	3,713	546,901	54,864
Reserve & National Guard Pay	96,876	63,916	5,556	27,404	0
Retired Military Pay	462,491	166,903	74,723	220,865	0
B. Contracts Over \$25,000 - Total	750,808	233,543	33,758	367,450	116,057
Supply and Equipment Contracts	217,230	8,206	13,445	87,202	108,377
RDT&E Contracts	11,041	7,637	915	2,489	0
Service Contracts	439,150	134,888	19,398	277,184	7,680
Construction Contracts	65,699	65,124	0	575	0
Civil Function Contracts	17,688	17,688	0	0	0
C. Grants	3,887	683	1,697	709	798

Major Locations of Expenditures	Expenditures			Major Locations of Personnel	Military and Civilian Personnel		
	Total	Payroll Outlays	Grants/Contracts		Total	Active Duty Military	Civilian
Oklahoma City	\$1,181,569	\$961,507	\$220,062	Tinker AFB	20,245	7,152	13,093
Fort Sill	558,721	475,111	83,610	Fort Sill	18,484	15,971	2,513
Altus	165,154	124,095	41,059	Altus AFB	3,319	2,143	1,176
Midwest City	105,326	4,081	101,245	Vance AFB	1,186	1,044	142
Vance AFB	89,593	43,374	46,219	Oklahoma City	1,085	601	484
Tulsa	86,624	56,336	30,288	McAlester	976	5	971
Norman	86,458	25,378	61,080	Tulsa	498	15	483
Ponca City	63,956	3,261	60,695	Gore	57	0	57
Lawton	58,686	54,868	3,818	Norman	57	56	1
McAlester	41,606	41,449	157	Sallisaw	51	0	51

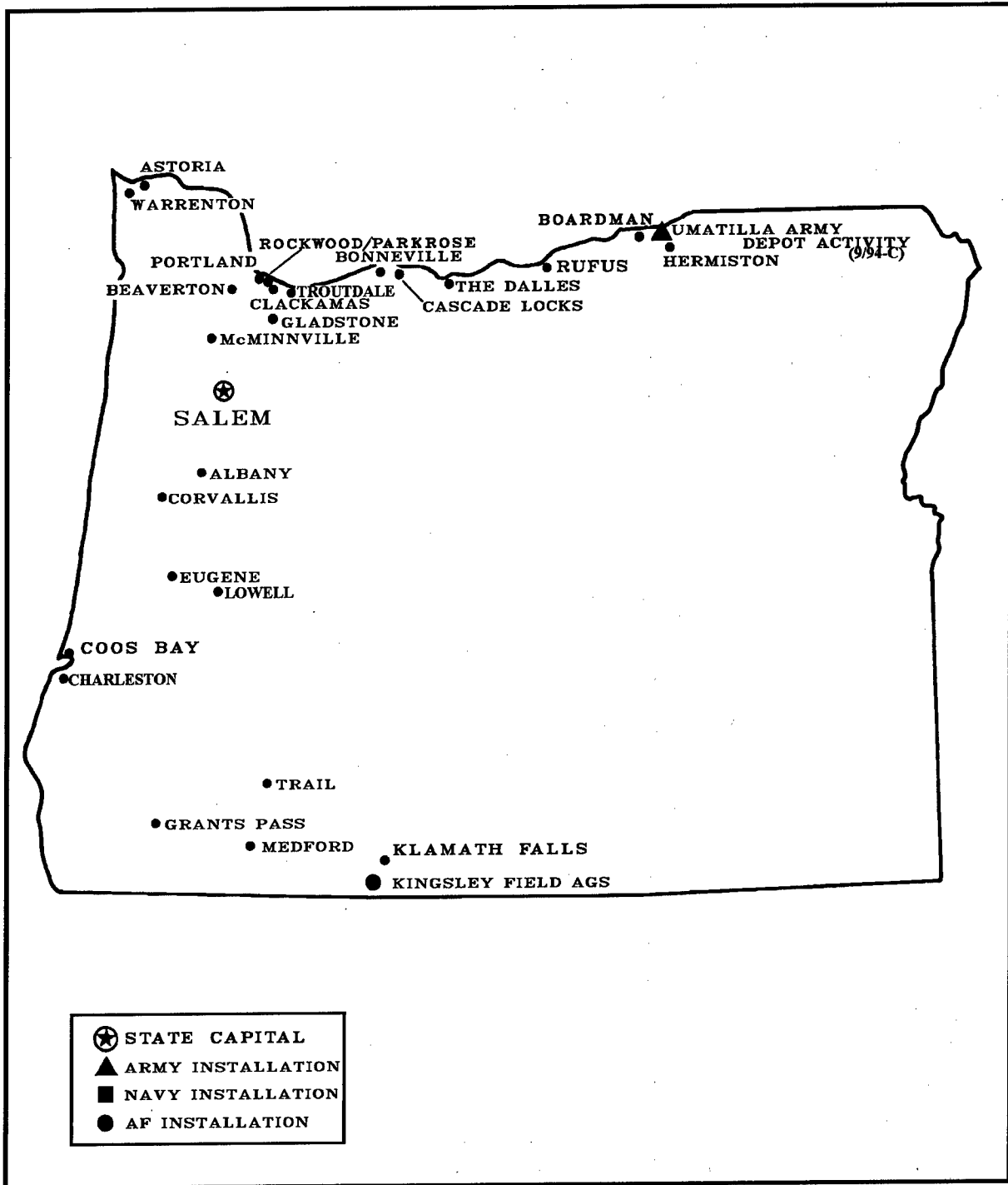
Prime Contracts Over \$25,000 (Prior Three Years)	Total	Army	Navy & Marine Corps	Air Force	Other Defense Activities
Fiscal Year 1996	\$771,232	\$214,841	\$23,516	\$395,285	\$137,590
Fiscal Year 1995	729,492	200,494	14,608	409,433	104,957
Fiscal Year 1994	759,176	263,451	13,105	350,775	131,845

Top Five Contractors Receiving the Largest Dollar Volume of Prime Contract Awards in this State	Total Amount	Major Area of Work	
		FSC or Service Code Description	Amount
1. BOEING COMPANY, THE INC	\$154,833	Operational Training Devices	\$57,487
2. DU PONT, E. I. DE NEMOURS AND	58,348	Liquid Propellants & Fuel, Petroleum Base	58,146
3. UNC INCORPORATED	51,916	Modification of Eq/Aircraft Structural Com	24,419
4. NORTHROP GRUMMAN CORPORATION	44,275	Maint & Repair of Eq/Aircraft Structural C	41,965
5. GARY-WILLIAMS COMPANY, THE	37,048	Liquid Propellants & Fuel, Petroleum Base	37,048
Total of Above	\$346,420	(46.1% of total awards over \$25,000)	

Prepared by: Washington Headquarters Services
Directorate for Information
Operations and Reports

MAP NO. 38

OREGON



Prepared by: Washington Headquarters Services
Directorate for Information
Operations and Reports

OREGON

FISCAL YEAR 1997

(DOLLARS IN THOUSANDS)

Personnel/Expenditures	Total	Army	Navy & Marine Corps	Air Force	Other Defense Activities
I. Personnel - Total	21,011	11,799	4,615	4,561	36
Active Duty Military	889	239	399	251	0
Civilian	2,815	2,045	11	723	36
Reserve & National Guard	17,307	9,515	4,205	3,587	0
II. Expenditures - Total	\$706,691	\$310,788	\$176,852	\$191,747	\$27,304
A. Payroll Outlays - Total	517,285	200,637	143,376	171,777	1,495
Active Duty Military Pay	28,443	5,975	11,839	10,629	0
Civilian Pay	93,013	60,989	361	30,168	1,495
Reserve & National Guard Pay	56,527	31,726	7,572	17,229	0
Retired Military Pay	339,302	101,947	123,604	113,751	0
B. Contracts Over \$25,000 - Total	167,915	106,886	26,785	16,829	17,415
Supply and Equipment Contracts	55,611	10,657	20,688	7,040	17,226
RDT&E Contracts	8,685	1,797	1,844	5,044	0
Service Contracts	39,425	30,536	3,955	4,745	189
Construction Contracts	4,468	4,170	298	0	0
Civil Function Contracts	59,726	59,726	0	0	0
C. Grants	21,491	3,265	6,691	3,141	8,394

Major Locations of Expenditures	Expenditures			Major Locations of Personnel	Military and Civilian Personnel		
	Total	Payroll Outlays	Grants/Contracts		Total	Active Duty Military	Civilian
Portland	\$207,684	\$145,128	\$62,556	Portland	1,852	503	1,349
Salem	40,090	38,404	1,686	Kingsley Field AGS	316	186	130
Beaverton	35,806	10,080	25,726	Salem	270	24	246
Hermiston	24,203	8,420	15,783	Hermiston	219	0	219
Eugene	23,491	20,462	3,029	Bonneville	181	0	181
Corvallis	17,720	11,247	6,473	Clackamas	167	0	167
Medford	17,039	16,210	829	Umatilla	128	8	120
Rufus	15,370	3,325	12,045	Corvallis	90	85	5
Kingsley Field AGS	13,195	12,985	210	Lowell	77	0	77
Coos Bay	13,113	3,061	10,052	Rufus	71	0	71

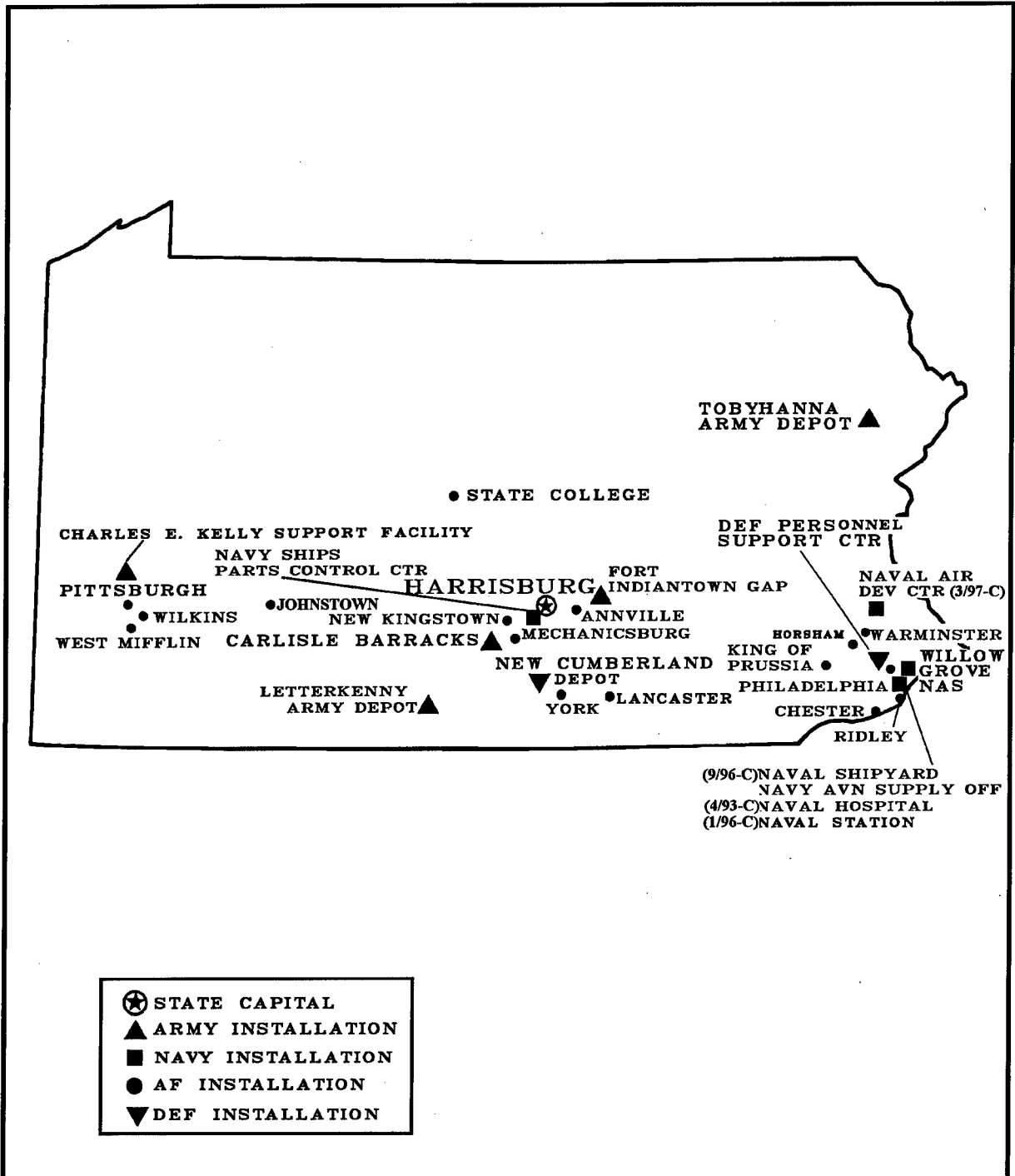
Prime Contracts Over \$25,000 (Prior Three Years)	Total	Army	Navy & Marine Corps	Air Force	Other Defense Activities
Fiscal Year 1996	\$202,863	\$133,024	\$44,522	\$11,466	\$13,851
Fiscal Year 1995	136,789	70,549	28,887	21,733	15,620
Fiscal Year 1994	130,758	71,056	24,162	17,927	17,613

Top Five Contractors Receiving the Largest Dollar Volume of Prime Contract Awards in this State	Total Amount	Major Area of Work	
		FSC or Service Code Description	Amount
1. RAYTHEON COMPANY INC	\$11,042	Trash/Garbage Collection Svcs-Incl Port S	\$11,042
2. P K CONTRACTORS INC	10,547	Other Conservation & Development Facilitie	10,369
3. FLIR SYSTEMS INC	9,041	Night Vision Equipment, Emitted and Reflec	5,242
4. ALCATEL ALSTHOM	8,885	Fiber Optic Cables	8,885
5. MANSON CONSTRUCTION & ENGINEER	6,755	Dredging	6,755
Total of Above	\$46,270	(27.6% of total awards over \$25,000)	

Prepared by: Washington Headquarters Services
Directorate for Information
Operations and Reports

MAP NO. 39

PENNSYLVANIA



Prepared by: Washington Headquarters Services
Directorate for Information
Operations and Reports

PENNSYLVANIA

FISCAL YEAR 1997

(DOLLARS IN THOUSANDS)

Personnel/Expenditures	Total	Army	Navy & Marine Corps	Air Force	Other Defense Activities
I. Personnel - Total	90,892	47,165	23,555	10,535	9,637
Active Duty Military	3,566	1,661	1,555	350	0
Civilian	29,933	9,246	9,426	1,624	9,637
Reserve & National Guard	57,393	36,258	12,574	8,561	0
II. Expenditures - Total	\$5,339,593	\$1,914,385	\$1,813,478	\$598,948	\$1,012,782
A. Payroll Outlays - Total	2,212,771	770,716	741,911	305,783	394,361
Active Duty Military Pay	114,505	41,525	57,513	15,467	0
Civilian Pay	1,238,170	328,985	448,366	66,458	394,361
Reserve & National Guard Pay	181,831	112,045	26,226	43,560	0
Retired Military Pay	678,265	288,161	209,806	180,298	0
B. Contracts Over \$25,000 - Total	3,039,130	1,130,179	1,024,805	276,181	607,965
Supply and Equipment Contracts	1,523,632	516,663	542,175	107,569	357,225
RDT&E Contracts	491,835	249,772	134,328	105,587	2,148
Service Contracts	803,888	183,707	308,727	63,025	248,429
Construction Contracts	156,759	117,021	39,575	0	163
Civil Function Contracts	63,016	63,016	0	0	0
C. Grants	87,692	13,490	46,762	16,984	10,456

Major Locations of Expenditures	Expenditures			Major Locations of Personnel	Military and Civilian Personnel		
	Total	Payroll Outlays	Grants/Contracts		Total	Active Duty Military	Civilian
Philadelphia	\$1,050,687	\$498,574	\$552,113	Philadelphia	10,055	780	9,275
West Mifflin	330,241	687	329,554	Mechanicsburg	5,713	198	5,515
York	325,151	10,513	314,638	Tobyhanna	2,965	30	2,935
Mechanicsburg	304,696	263,982	40,714	Letterkenny Army Dep	2,414	6	2,408
Pittsburgh	251,678	105,218	146,460	Pittsburgh	1,797	560	1,237
Camp Hill	239,098	10,560	228,538	New Cumberland	1,329	422	907
Wilkins Township	158,911	0	158,911	Indiantown Gap	1,285	22	1,263
Horsham	123,146	11,725	111,421	Carlisle Barracks	1,123	524	599
Letterkenny Army Dep	108,387	105,486	2,901	Willow Grove	887	341	546
Tobyhanna	103,986	103,758	228	Lester	364	0	364

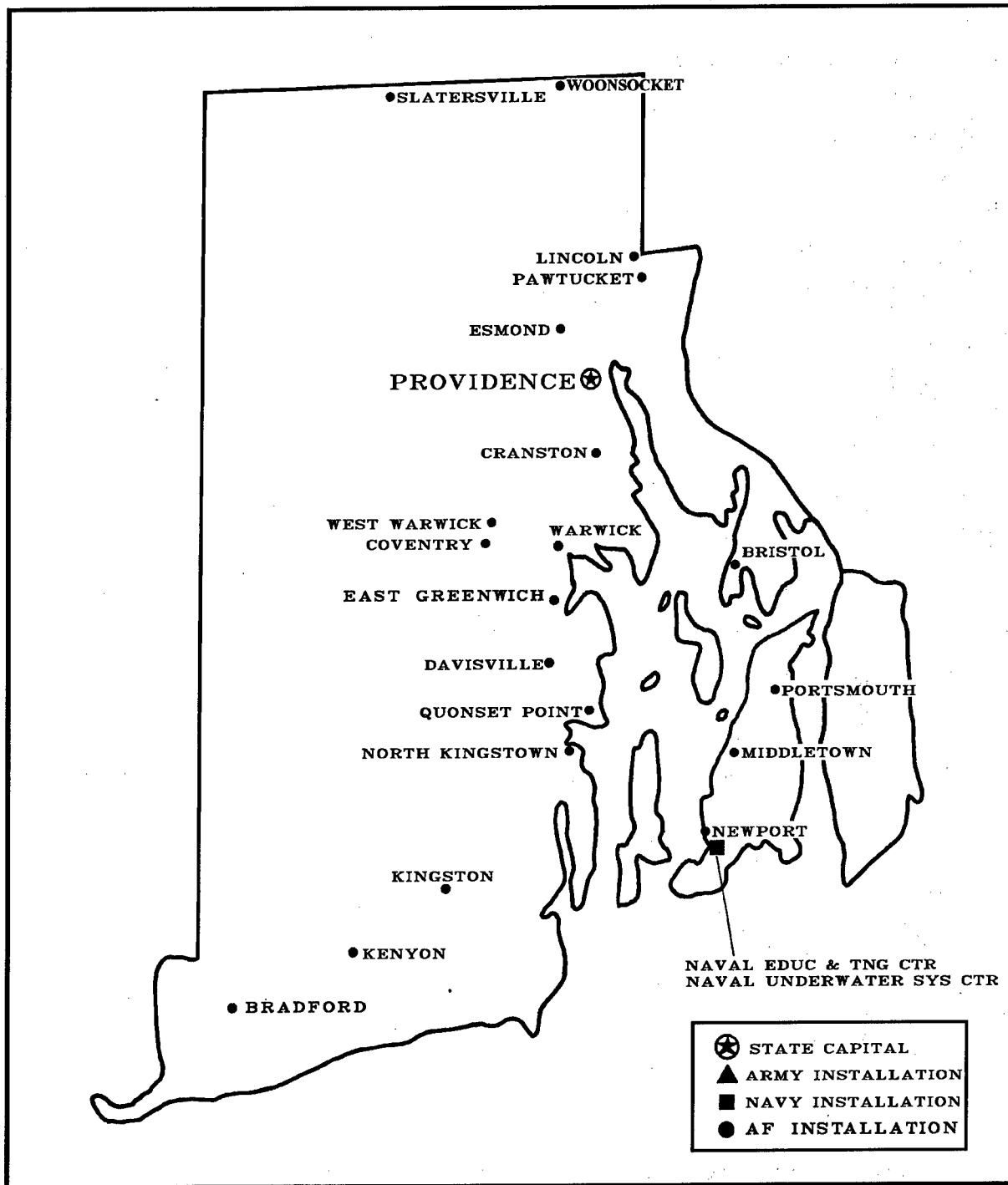
Prime Contracts Over \$25,000 (Prior Three Years)	Total	Army	Navy & Marine Corps	Air Force	Other Defense Activities
Fiscal Year 1996	\$3,687,357	\$1,599,773	\$1,268,110	\$366,517	\$452,957
Fiscal Year 1995	3,004,950	1,172,289	1,115,727	476,852	240,082
Fiscal Year 1994	2,760,129	941,718	1,251,239	234,420	332,752

Top Five Contractors Receiving the Largest Dollar Volume of Prime Contract Awards in this State	Total Amount	Major Area of Work	
		FSC or Service Code Description	Amount
1. CBS CORPORATION	\$510,886	Nuclear Reactors	\$371,855
2. UNITED DEFENSE, LP	315,586	Combat Assault & Tactical Veh, Tracked	195,398
3. HIGHMARK, INC	227,662	General Health Care Services	124,965
4. LOCKHEED MARTIN CORPORATION	185,341	RDTE/Missile and Space Systems-Eng/Manuf D	63,381
5. BOEING SIKORSKY COMANCHE TEAM	167,634	RDTE/Aircraft-Adv Tech Dev	167,634
Total of Above	\$1,407,109	(46.3% of total awards over \$25,000)	

Prepared by: Washington Headquarters Services
Directorate for Information
Operations and Reports

MAP NO. 40

RHODE ISLAND



Prepared by: Washington Headquarters Services
Directorate for Information
Operations and Reports

RHODE ISLAND

FISCAL YEAR 1997

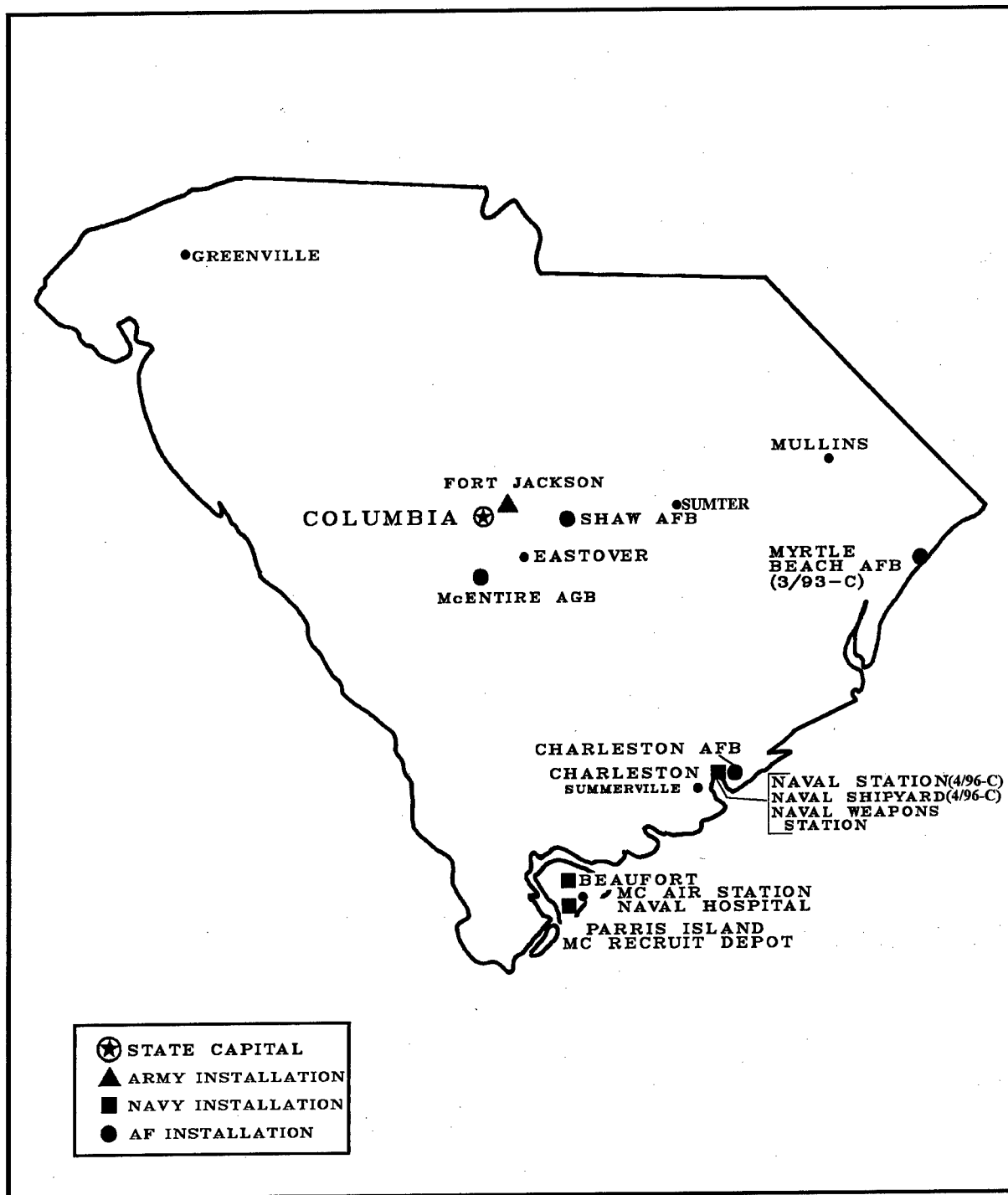
(DOLLARS IN THOUSANDS)

Personnel/Expenditures	Total	Army	Navy & Marine Corps	Air Force	Other Defense Activities		
I. Personnel - Total	15,041	4,590	8,409	1,956	86		
Active Duty Military	3,271	83	3,028	160	0		
Civilian	4,525	270	3,921	248	86		
Reserve & National Guard	7,245	4,237	1,460	1,548	0		
II. Expenditures - Total	\$772,649	\$59,180	\$648,768	\$43,510	\$21,191		
A. Payroll Outlays - Total	481,189	39,143	401,410	37,362	3,274		
Active Duty Military Pay	135,741	2,075	125,606	8,060	0		
Civilian Pay	223,583	2,783	208,320	9,206	3,274		
Reserve & National Guard Pay	20,940	9,831	3,267	7,842	0		
Retired Military Pay	100,925	24,454	64,217	12,254	0		
B. Contracts Over \$25,000 - Total	274,517	13,958	241,280	3,373	15,906		
Supply and Equipment Contracts	75,854	4,412	56,296	1,470	13,676		
RDT&E Contracts	30,219	150	28,271	1,798	0		
Service Contracts	140,635	5,424	132,956	25	2,230		
Construction Contracts	25,287	1,450	23,757	80	0		
Civil Function Contracts	2,522	2,522	0	0	0		
C. Grants	16,943	6,079	6,078	2,775	2,011		
Major Locations of Expenditures	Expenditures			Major Locations of Personnel	Military and Civilian Personnel		
	Total	Payroll Outlays	Grants/ Contracts		Total	Active Duty Military	Civilian
Newport	\$438,878	\$359,044	\$79,834	Newport	7,023	3,063	3,960
Portsmouth	85,236	13,189	72,047	Providence	326	83	243
Middletown	60,404	1,762	58,642	North Kingstown	249	68	181
Providence	33,869	18,019	15,850	Coventry	39	10	29
Naval USC	24,308	0	24,308	Slatersville	31	0	31
North Kingstown	18,626	14,788	3,838	Warwick	31	4	27
Warwick	14,632	8,943	5,689	Kingston	20	18	2
Pawtucket	8,112	7,880	232	Bristol	14	12	2
Woonsocket	5,245	2,238	3,007	Portsmouth	11	0	11
Esmond	4,938	1,328	3,610	Davisville	9	0	9
Prime Contracts Over \$25,000 (Prior Three Years)	Total	Army	Navy & Marine Corps	Air Force	Other Defense Activities		
Fiscal Year 1996	\$333,969	\$20,715	\$295,322	\$8,120	\$9,812		
Fiscal Year 1995	388,282	24,048	336,594	2,674	24,966		
Fiscal Year 1994	421,668	37,276	373,635	2,931	7,826		
Top Five Contractors Receiving the Largest Dollar Volume of Prime Contract Awards in this State	Total Amount	Major Area of Work					
		FSC or Service Code Description			Amount		
1. RAYTHEON COMPANY INC	\$70,638	Underwater Sound Equipment			\$15,423		
2. LUSI, A F CONSTRUCTION INC	17,316	Other Educational Buildings			16,459		
3. FOSTER WHEELER CORPORATION	11,205	Maint/All Other Non-Building Facilities			11,205		
4. LOGICON INC	10,044	Logistics Support Services			3,140		
5. TTS JOINT VENTURE	10,000	Systems Engineering Services			10,000		
Total of Above	\$119,203	(43.4% of total awards over \$25,000)					

Prepared by: Washington Headquarters Services
Directorate for Information
Operations and Reports

MAP NO. 41

SOUTH CAROLINA



Prepared by: Washington Headquarters Services
Directorate for Information
Operations and Reports

SOUTH CAROLINA

FISCAL YEAR 1997

(DOLLARS IN THOUSANDS)

Personnel/Expenditures	Total	Army	Navy & Marine Corps	Air Force	Other Defense Activities
I. Personnel - Total	73,691	34,198	21,565	16,490	1,438
Active Duty Military	33,653	11,455	12,696	9,502	0
Civilian	10,155	2,819	4,139	1,759	1,438
Reserve & National Guard	29,883	19,924	4,730	5,229	0
II. Expenditures - Total	\$3,108,080	\$910,105	\$1,146,258	\$910,770	\$140,947
A. Payroll Outlays - Total	2,127,038	708,741	713,347	654,964	49,986
Active Duty Military Pay	838,906	286,375	271,169	281,362	0
Civilian Pay	387,471	91,967	180,102	65,416	49,986
Reserve & National Guard Pay	115,455	77,294	8,973	29,188	0
Retired Military Pay	785,206	253,105	253,103	278,998	0
B. Contracts Over \$25,000 - Total	918,565	172,458	400,272	254,893	90,942
Supply and Equipment Contracts	154,243	64,445	19,890	19,863	50,045
RDT&E Contracts	21,996	3,819	14,765	750	2,662
Service Contracts	625,995	61,309	292,469	233,982	38,235
Construction Contracts	76,925	3,479	73,148	298	0
Civil Function Contracts	39,406	39,406	0	0	0
C. Grants	62,477	28,906	32,639	913	19

Major Locations of Expenditures	Expenditures			Major Locations of Personnel	Military and Civilian Personnel		
	Total	Payroll Outlays	Grants/Contracts		Total	Active Duty Military	Civilian
Charleston	\$533,106	\$364,225	\$168,881	Fort Jackson	13,546	11,411	2,135
Fort Jackson	399,160	361,693	37,467	Farris Island MCRD	7,658	7,079	579
Columbia	258,072	149,612	108,460	Charleston	5,671	1,917	3,754
Charleston AFB	229,796	170,284	59,512	Shaw AFB	5,641	5,093	548
Greenville	221,979	27,632	194,347	Charleston AFB	5,385	4,310	1,075
Shaw AFB	210,266	166,651	43,615	Beaufort	4,452	3,701	751
Beaufort	194,112	160,703	33,409	Columbia	913	428	485
Farris Island MCRD	126,678	111,654	15,024	Eastover	272	14	258
North Charleston	70,332	12,493	57,839	Goose Creek	157	0	157
Charleston NWS	55,105	0	55,105	Greenville	143	19	124

Prime Contracts Over \$25,000 (Prior Three Years)	Total	Army	Navy & Marine Corps	Air Force	Other Defense Activities
Fiscal Year 1996	\$1,012,497	\$191,790	\$512,792	\$207,256	\$100,659
Fiscal Year 1995	1,007,443	175,011	512,194	224,845	95,393
Fiscal Year 1994	998,110	136,941	483,681	249,124	128,364

Top Five Contractors Receiving the Largest Dollar Volume of Prime Contract Awards in this State	Total Amount	Major Area of Work	
		FSC or Service Code Description	Amount
1. LOCKHEED MARTIN CORPORATION	\$187,572	Program Management/Support Services	\$153,250
2. SUTTON, LEONARD E CO	39,263	Guns, through 30 mm	39,140
3. MILCOM SYSTEMS CORPORATION	38,690	Engineering Technical Services	22,011
4. BLUE CROSS & BLUE SHIELD OF SO	34,067	General Health Care Services	34,067
5. ALLIED SIGNAL INC	28,030	Engineering Technical Services	20,697
Total of Above	\$327,622	(35.7% of total awards over \$25,000)	

Prepared by: Washington Headquarters Services
Directorate for Information
Operations and Reports

MAP NO. 42

SOUTH DAKOTA



Prepared by: Washington Headquarters Services
Directorate for Information
Operations and Reports

SOUTH DAKOTA

FISCAL YEAR 1997

(DOLLARS IN THOUSANDS)

Personnel/Expenditures	Total	Army	Navy & Marine Corps	Air Force	Other Defense Activities
I. Personnel - Total	11,130	5,283	666	5,110	71
Active Duty Military	3,102	92	12	2,998	0
Civilian	1,260	484	0	705	71
Reserve & National Guard	6,768	4,707	654	1,407	0
II. Expenditures - Total	\$324,417	\$102,890	\$22,372	\$190,447	\$8,708
A. Payroll Outlays - Total	230,315	53,385	13,237	161,883	1,810
Active Duty Military Pay	87,446	2,300	426	84,720	0
Civilian Pay	43,116	15,971	0	25,335	1,810
Reserve & National Guard Pay	26,692	20,042	923	5,727	0
Retired Military Pay	73,061	15,072	11,888	46,101	0
B. Contracts Over \$25,000 - Total	88,894	44,864	8,568	28,564	6,898
Supply and Equipment Contracts	46,794	17,805	8,371	15,703	4,915
RDT&E Contracts	0	0	0	0	0
Service Contracts	20,137	5,096	197	12,861	1,983
Construction Contracts	5,774	5,774	0	0	0
Civil Function Contracts	16,189	16,189	0	0	0
C. Grants	5,208	4,641	567	0	0

Major Locations of Expenditures	Expenditures			Major Locations of Personnel	Military and Civilian Personnel		
	Total	Payroll Outlays	Grants/Contracts		Total	Active Duty Military	Civilian
Ellsworth AFB	\$128,051	\$102,636	\$25,415	Ellsworth AFB	3,479	2,935	544
Rapid City	39,519	34,446	5,073	Sioux Falls	318	73	245
North Sioux City	38,785	338	38,447	Rapid City	265	12	253
Sioux Falls	34,356	27,236	7,120	Flandreau	63	63	0
Pierre	5,418	4,002	1,416	Pierre	53	1	52
Edgemont	4,033	3,949	84	Mitchell	42	0	42
Brookings	3,512	3,023	489	Fort Thompson	40	0	40
Sioux Empire Plaza	3,248	0	3,248	Pickstown	31	0	31
Pickstown	2,585	2,137	448	Brookings	30	13	17
Aberdeen	2,546	2,201	345	Mobridge	14	0	14

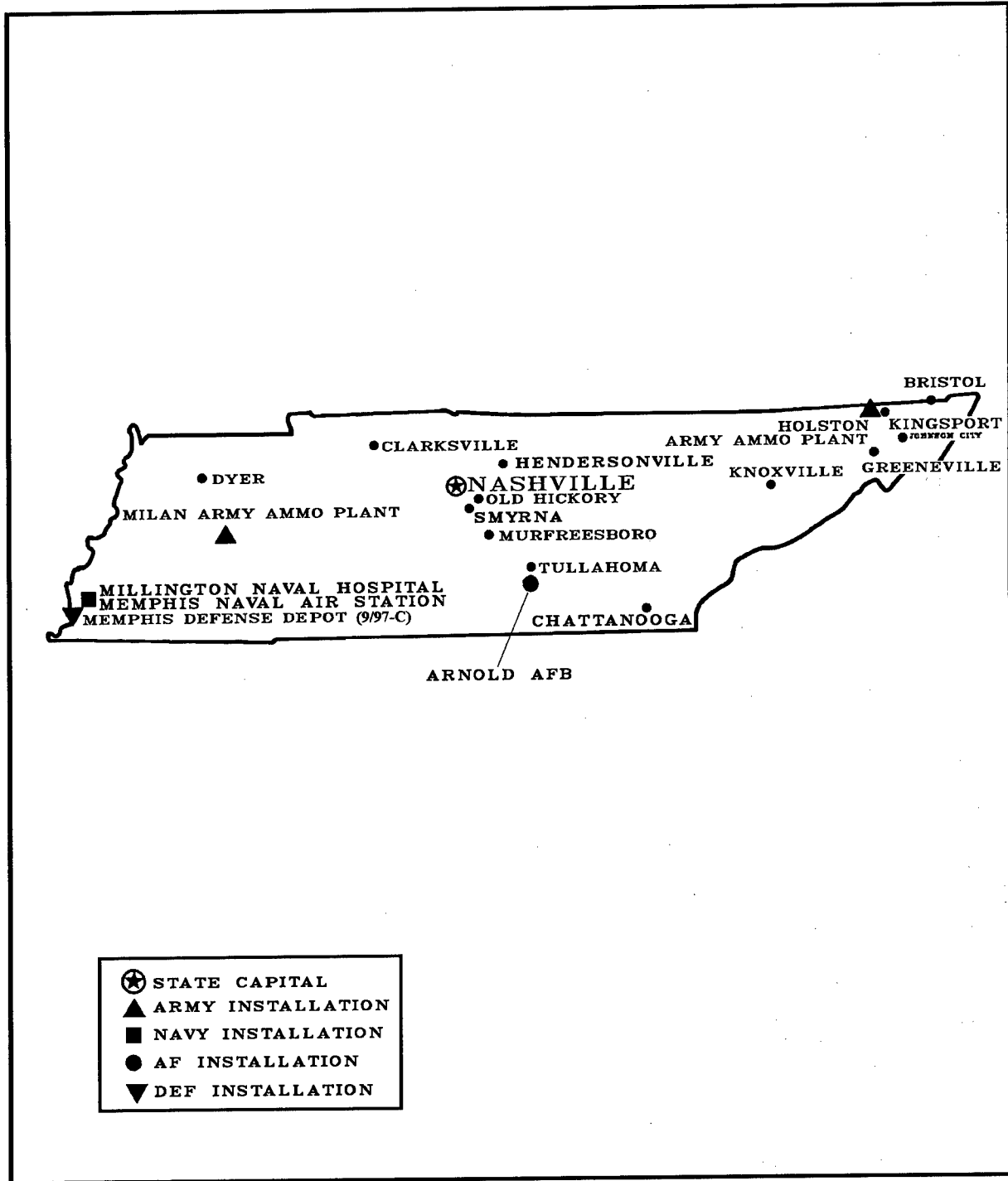
Prime Contracts Over \$25,000 (Prior Three Years)	Total	Army	Navy & Marine Corps	Air Force	Other Defense Activities
Fiscal Year 1996	\$109,969	\$50,771	\$7,565	\$45,852	\$5,781
Fiscal Year 1995	128,615	60,256	6,992	40,068	21,299
Fiscal Year 1994	74,781	34,242	1,563	19,365	19,611

Top Five Contractors Receiving the Largest Dollar Volume of Prime Contract Awards in this State	Total Amount	Major Area of Work	
		FSC or Service Code Description	Amount
1. GATEWAY 2000, INC	\$36,898	ADP Input/Output and Storage Devices	\$12,006
2. SOFTMART, INC	7,163	ADPE System Configuration	4,410
3. WASTE MANAGEMENT, INC.	6,061	Restoration Activities	4,476
4. HEAVY CONSTRUCTORS INC	3,719	Other Miscellaneous Buildings	3,699
5. INTERNATIONAL TECHNOLOGY CORPO	3,534	Other Environ Svcs, Studies, & Analytical	3,534
Total of Above	\$57,375	(64.5% of total awards over \$25,000)	

Prepared by: Washington Headquarters Services
Directorate for Information
Operations and Reports

MAP NO. 43

TENNESSEE



Prepared by: Washington Headquarters Services
Directorate for Information
Operations and Reports

TENNESSEE

FISCAL YEAR 1997

(DOLLARS IN THOUSANDS)

Personnel/Expenditures	Total	Army	Navy & Marine Corps	Air Force	Other Defense Activities
I. Personnel - Total	39,059	24,640	7,507	6,026	886
Active Duty Military	1,864	323	1,245	296	0
Civilian	5,049	2,709	502	952	886
Reserve & National Guard	32,146	21,608	5,760	4,778	0
II. Expenditures - Total	\$2,162,257	\$657,427	\$376,413	\$828,184	\$300,233
A. Payroll Outlays - Total	924,365	344,461	268,048	273,116	38,740
Active Duty Military Pay	62,609	8,075	41,494	13,040	0
Civilian Pay	188,331	88,034	23,075	38,482	38,740
Reserve & National Guard Pay	97,730	61,656	10,685	25,389	0
Retired Military Pay	575,695	186,696	192,794	196,205	0
B. Contracts Over \$25,000 - Total	1,211,201	296,626	100,507	553,078	260,990
Supply and Equipment Contracts	439,591	150,521	37,431	15,066	236,573
RDT&E Contracts	264,603	18,037	7,531	220,263	18,772
Service Contracts	418,349	48,661	50,513	313,530	5,645
Construction Contracts	46,456	37,205	5,032	4,219	0
Civil Function Contracts	42,202	42,202	0	0	0
C. Grants	26,691	16,340	7,858	1,990	503

Major Locations of Expenditures	Expenditures			Major Locations of Personnel	Military and Civilian Personnel		
	Total	Payroll Outlays	Grants/Contracts		Total	Active Duty Military	Civilian
Memphis	\$493,542	\$164,709	\$328,833	Memphis	1,967	222	1,745
Arnold AFB	281,797	18,593	263,204	Nashville	1,678	571	1,107
Nashville	171,018	118,064	52,954	Millington	1,419	801	618
Millington	123,985	72,377	51,608	Knoxville	449	78	371
Tullahoma	96,210	7,795	88,415	Arnold AFB	361	110	251
Huntsville	87,909	318	87,591	Smyrna	221	1	220
Knoxville	81,958	52,349	29,609	Chattanooga	105	21	84
Milan AAP	68,559	0	68,559	Clarksville	86	9	77
Clarksville	68,400	34,310	34,090	Kingsport	76	2	74
Holston AAP	53,900	0	53,900	Hendersonville	71	0	71

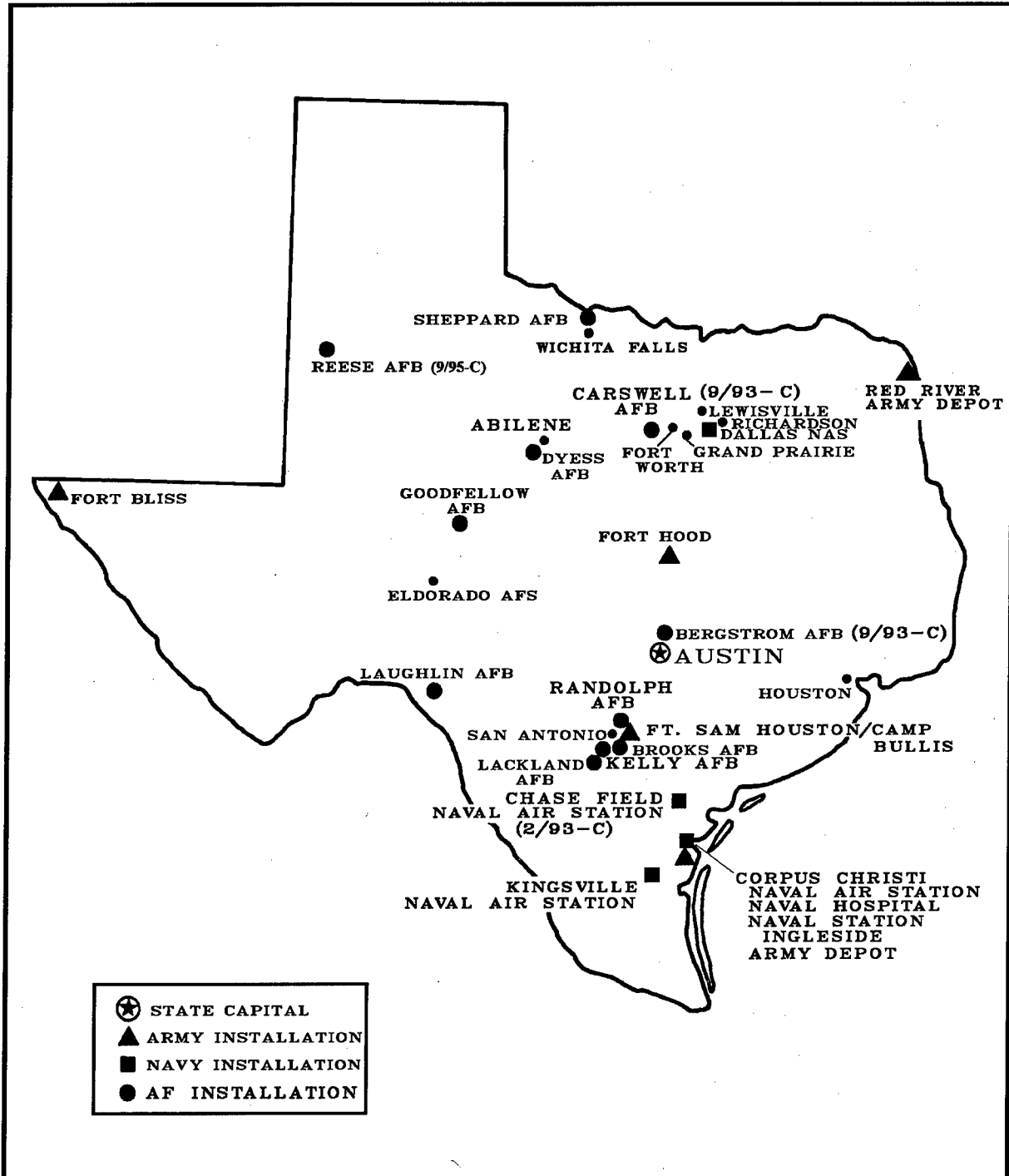
Prime Contracts Over \$25,000 (Prior Three Years)	Total	Army	Navy & Marine Corps	Air Force	Other Defense Activities
Fiscal Year 1996	\$1,137,232	\$305,206	\$81,740	\$517,581	\$232,705
Fiscal Year 1995	1,090,633	304,172	103,727	576,253	106,481
Fiscal Year 1994	1,172,784	272,094	131,613	639,456	129,621

Top Five Contractors Receiving the Largest Dollar Volume of Prime Contract Awards in this State	Total Amount	Major Area of Work	
		FSC or Service Code Description	Amount
1. FEDERAL EXPRESS CORPORATION	\$267,803	Air Charter for Things	\$206,459
2. SVERDRUP CORPORATION, THE	140,328	RDTE/Other Research & Development-Mgmt Sup	127,993
3. COMPUTER SCIENCES CORPORATION	89,322	RDTE/Other Research & Development-Mgmt Sup	89,322
4. TENNIER INDUSTRIES INC	87,591	Clothing, Special Purpose	87,591
5. GENERAL DYNAMICS CORPORATION	66,068	Ammunition Facilities	28,879
Total of Above	\$651,112	(53.8% of total awards over \$25,000)	

Prepared by: Washington Headquarters Services
Directorate for Information
Operations and Reports

MAP NO. 44

TEXAS



Prepared by: Washington Headquarters Services
Directorate for Information
Operations and Reports

TEXAS

FISCAL YEAR 1997

(DOLLARS IN THOUSANDS)

Personnel/Expenditures	Total	Army	Navy & Marine Corps	Air Force	Other Defense Activities
I. Personnel - Total	253,798	134,147	34,103	80,208	5,340
Active Duty Military	110,956	63,578	6,995	40,383	0
Civilian	49,680	18,366	1,966	24,008	5,340
Reserve & National Guard	93,162	52,203	25,142	15,817	0
II. Expenditures - Total	\$15,559,084	\$5,919,782	\$2,242,354	\$6,113,568	\$1,283,380
A. Payroll Outlays - Total	8,070,450	3,340,133	857,325	3,668,874	204,118
Active Duty Military Pay	3,077,572	1,589,450	295,194	1,192,928	0
Civilian Pay	1,881,153	695,015	70,988	911,032	204,118
Reserve & National Guard Pay	322,299	219,383	45,303	57,613	0
Retired Military Pay	2,789,426	836,285	445,840	1,507,301	0
B. Contracts Over \$25,000 - Total	7,410,767	2,538,691	1,372,693	2,433,946	1,065,437
Supply and Equipment Contracts	3,527,703	1,348,543	217,086	945,357	1,016,717
RDT&E Contracts	1,224,654	178,358	772,700	255,227	18,369
Service Contracts	2,278,088	669,483	346,846	1,231,408	30,351
Construction Contracts	255,977	217,962	36,061	1,954	0
Civil Function Contracts	124,345	124,345	0	0	0
C. Grants	77,867	40,958	12,336	10,748	13,825

Major Locations of Expenditures	Expenditures			Major Locations of Personnel	Military and Civilian Personnel		
	Total	Payroll Outlays	Grants/Contracts		Total	Active Duty Military	Civilian
Fort Worth	\$1,944,574	\$244,301	\$1,700,273	Fort Hood	45,593	41,576	4,017
San Antonio	1,510,644	906,676	603,968	Kelly AFB	17,240	4,278	12,962
Fort Hood	1,454,970	1,191,572	263,398	Lackland AFB	16,040	13,309	2,731
Kelly AFB	678,416	673,381	5,035	Fort Bliss	14,770	12,769	2,001
Grand Prairie	599,524	21,308	578,216	Fort Sam Houston	12,457	8,729	3,728
Corpus Christi	547,768	301,724	246,044	Sheppard AFB/W Falls	8,786	7,339	1,447
Dallas	538,883	169,218	369,665	Randolph AFB	7,644	4,371	3,273
Fort Bliss	524,672	394,854	129,818	Corpus Christi	6,241	1,971	4,270
Lackland AFB	424,787	422,106	2,681	Dyess AFB	5,150	4,734	416
Austin	412,685	193,433	219,252	Brooks AFB	3,535	1,900	1,635

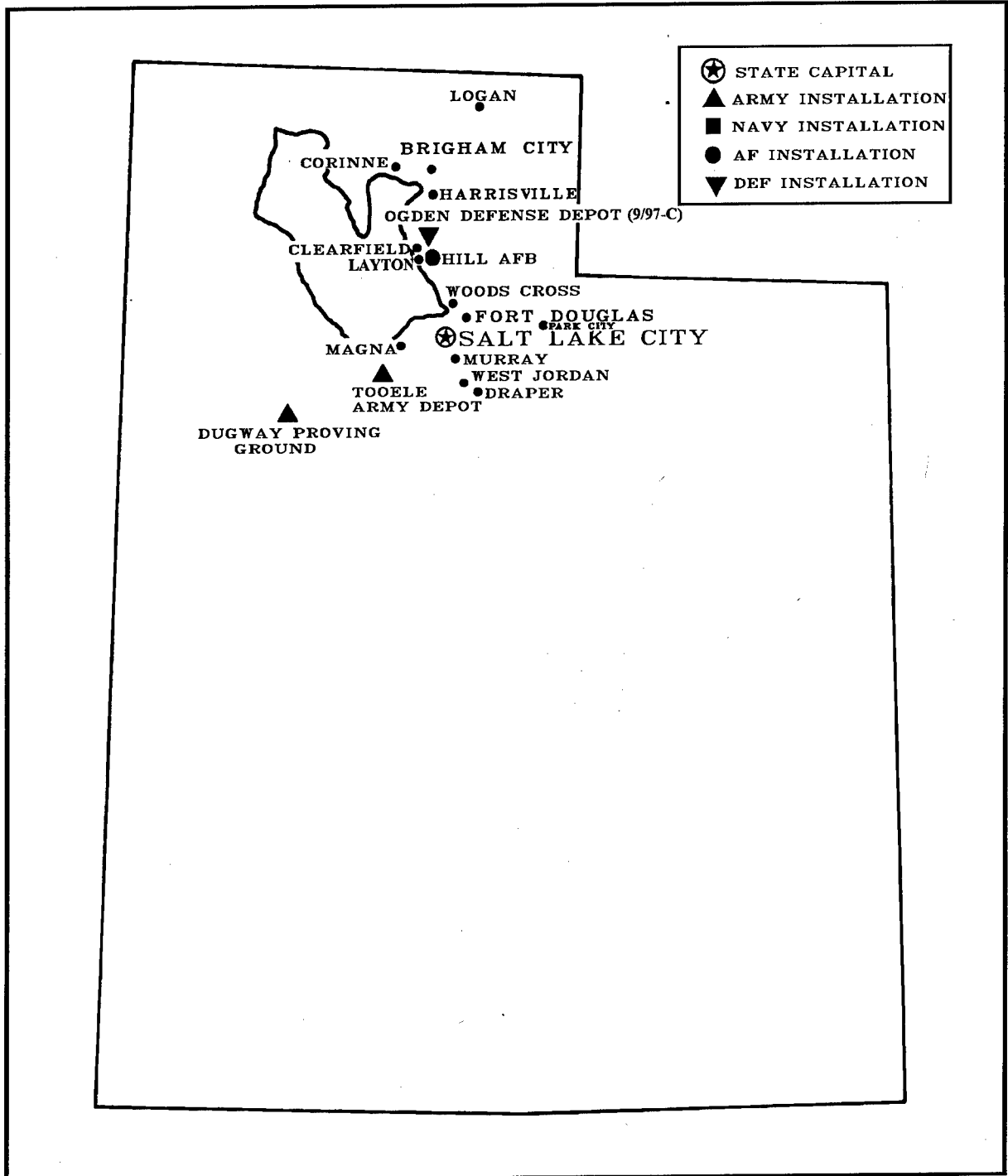
Prime Contracts Over \$25,000 (Prior Three Years)	Total	Army	Navy & Marine Corps	Air Force	Other Defense Activities
Fiscal Year 1996	\$8,819,096	\$2,583,574	\$1,544,492	\$3,521,607	\$1,169,423
Fiscal Year 1995	9,020,187	2,608,174	1,685,182	3,757,608	969,223
Fiscal Year 1994	8,145,430	2,498,729	1,931,130	2,622,631	1,092,940

Top Five Contractors Receiving the Largest Dollar Volume of Prime Contract Awards in this State	Total Amount	Major Area of Work	
		FSC or Service Code Description	Amount
1. LOCKHEED MARTIN CORPORATION	\$1,545,127	Aircraft Fixed Wing	\$661,173
2. TEXTRON INC	658,831	RDTE/Aircraft-Demo/Valid	531,943
3. TEXAS INSTRUMENTS INCORPORATED	499,780	Other Management Support Services	96,507
4. RAYTHEON COMPANY INC	336,372	Maint & Repair of Eq/Aircraft Structural C	78,818
5. SHELL OIL COMPANY	293,291	Liquid Propellants & Fuel, Petroleum Base	293,291
Total of Above	\$3,333,401	(45.0% of total awards over \$25,000)	

Prepared by: Washington Headquarters Services
Directorate for Information
Operations and Reports

MAP NO. 45

UTAH



Prepared by: Washington Headquarters Services
Directorate for Information
Operations and Reports

UTAH

FISCAL YEAR 1997

(DOLLARS IN THOUSANDS)

Personnel/Expenditures	Total	Army	Navy & Marine Corps	Air Force	Other Defense Activities
I. Personnel - Total	31,887	11,478	1,956	16,483	1,970
Active Duty Military	4,896	298	154	4,444	0
Civilian	12,421	2,168	24	8,259	1,970
Reserve & National Guard	14,570	9,012	1,778	3,780	0
II. Expenditures - Total	\$1,361,928	\$268,923	\$155,246	\$753,455	\$184,304
A. Payroll Outlays - Total	892,467	160,463	42,619	595,527	93,858
Active Duty Military Pay	149,505	7,450	5,408	136,647	0
Civilian Pay	518,314	83,222	1,520	339,714	93,858
Reserve & National Guard Pay	44,072	21,113	3,542	19,417	0
Retired Military Pay	180,576	48,678	32,149	99,749	0
B. Contracts Over \$25,000 - Total	442,444	94,060	111,371	157,010	80,003
Supply and Equipment Contracts	152,038	22,066	54,522	26,527	48,923
RDT&E Contracts	82,485	15,975	42,390	7,590	16,530
Service Contracts	189,435	43,461	12,302	119,122	14,550
Construction Contracts	10,720	4,792	2,157	3,771	0
Civil Function Contracts	7,766	7,766	0	0	0
C. Grants	27,017	14,400	1,256	918	10,443

Major Locations of Expenditures	Expenditures			Major Locations of Personnel	Military and Civilian Personnel		
	Total	Payroll Outlays	Grants/Contracts		Total	Active Duty Military	Civilian
Hill AFB	\$601,480	\$500,972	\$100,508	Hill AFB	12,831	4,262	8,569
Salt Lake City	236,788	88,832	147,956	Tooele Army Depot	1,198	21	1,177
Ogden	90,291	71,361	18,930	Ogden	1,090	18	1,072
Brigham City	79,801	7,127	72,674	Salt Lake City	1,013	386	627
Tooele Army Depot	65,468	44,931	20,537	Dugway	509	49	460
Dugway	50,151	26,825	23,326	Draper	212	7	205
Logan	24,503	4,311	20,192	Brigham City	113	2	111
Magna	22,870	4,827	18,043	Park City	75	62	13
Layton	19,962	18,940	1,022	Fort Douglas	69	26	43
Park City	18,286	4,839	13,447	Magna	69	19	50

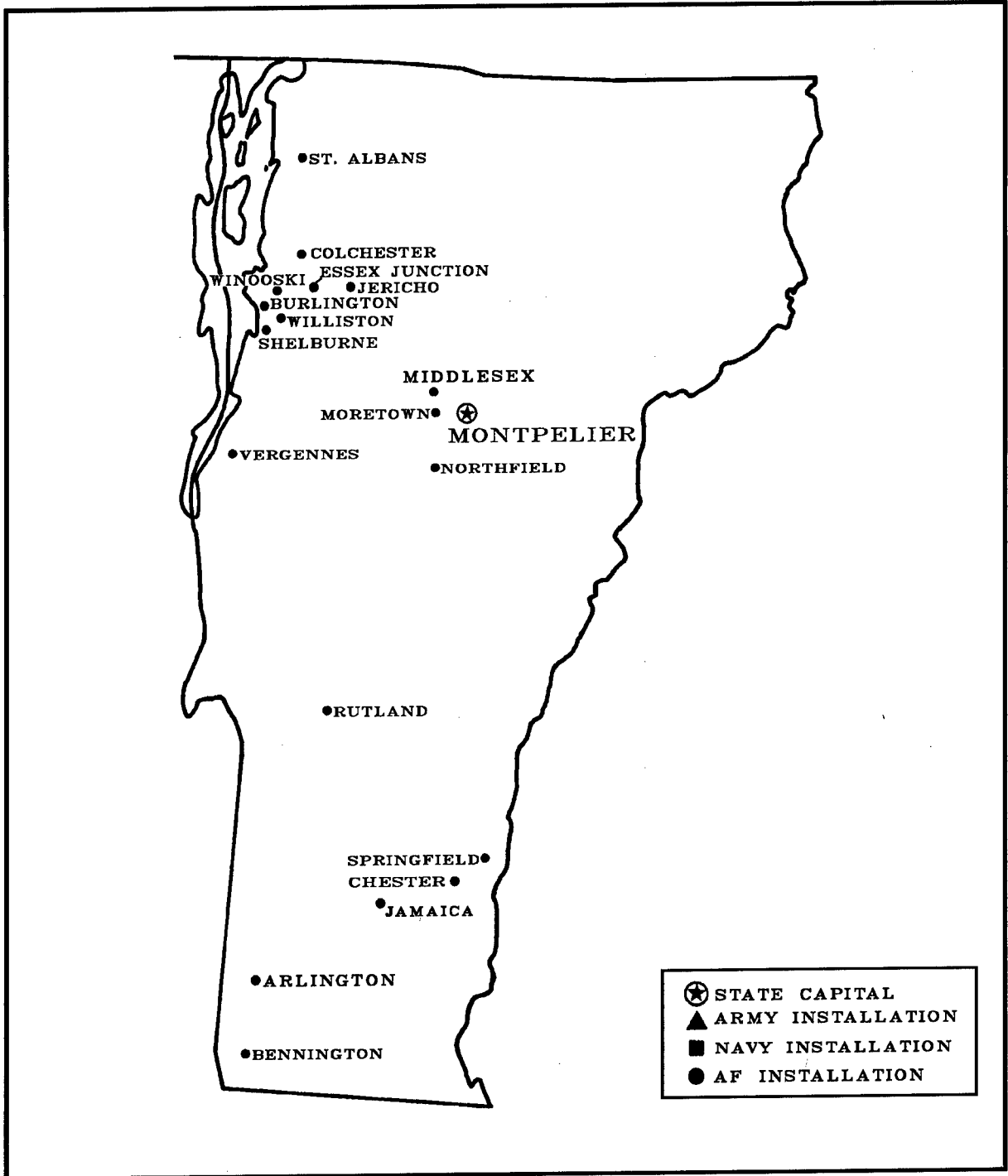
Prime Contracts Over \$25,000 (Prior Three Years)	Total	Army	Navy & Marine Corps	Air Force	Other Defense Activities
Fiscal Year 1996	\$394,678	\$96,900	\$48,194	\$200,487	\$49,097
Fiscal Year 1995	479,323	165,912	55,557	141,070	116,784
Fiscal Year 1994	521,170	203,903	83,620	125,934	107,713

Top Five Contractors Receiving the Largest Dollar Volume of Prime Contract Awards in this State	Total Amount	Major Area of Work	
		FSC or Service Code Description	Amount
1. THIOKOL CORPORATION	\$72,478	Miscellaneous Special Industry Machinery	\$28,347
2. LOCKHEED MARTIN CORPORATION	38,656	RDTE/Electronics & Communication Eq-Demo/V	32,923
3. LITTON INDUSTRIES, INC	19,341	Navigational Instruments	18,406
4. L-3 COMMUNICATIONS HOLDING, IN	17,849	Airframe Structural Components	10,359
5. UTAH STATE UNIVERSITY INC	15,179	RDTE/Other Defense-Adv Tech Dev	14,849
Total of Above	\$163,503	(37.0% of total awards over \$25,000)	

Prepared by: Washington Headquarters Services
Directorate for Information
Operations and Reports

MAP NO. 46

VERMONT



Prepared by: Washington Headquarters Services
Directorate for Information
Operations and Reports

VERMONT

FISCAL YEAR 1997

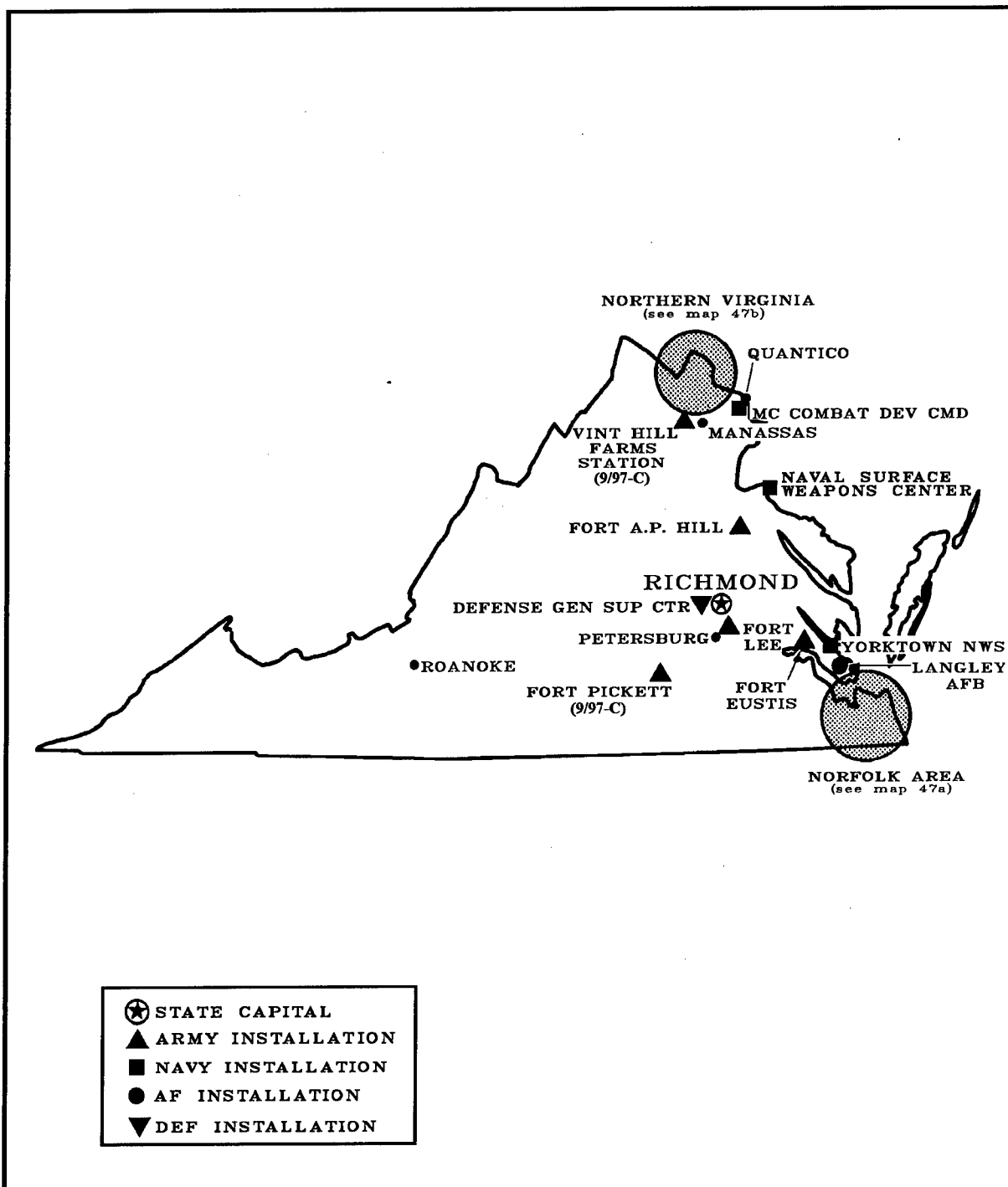
(DOLLARS IN THOUSANDS)

Personnel/Expenditures	Total	Army	Navy & Marine Corps	Air Force	Other Defense Activities		
I. Personnel - Total	6,007	4,111	420	1,430	46		
Active Duty Military	125	22	19	84	0		
Civilian	545	267	1	231	46		
Reserve & National Guard	5,337	3,822	400	1,115	0		
II. Expenditures - Total	\$191,678	\$122,979	\$21,008	\$38,134	\$9,557		
A. Payroll Outlays - Total	87,886	39,036	12,604	34,055	2,191		
Active Duty Military Pay	5,053	550	741	3,762	0		
Civilian Pay	17,818	7,062	24	8,541	2,191		
Reserve & National Guard Pay	17,029	10,400	119	6,510	0		
Retired Military Pay	47,986	21,024	11,720	15,242	0		
B. Contracts Over \$25,000 - Total	96,993	77,520	8,074	4,029	7,370		
Supply and Equipment Contracts	91,520	74,087	6,923	3,175	7,335		
RDT&E Contracts	3,009	1,170	1,151	688	0		
Service Contracts	1,830	1,629	0	166	35		
Construction Contracts	495	495	0	0	0		
Civil Function Contracts	139	139	0	0	0		
C. Grants	6,799	6,423	330	50	4-		
Major Locations of Expenditures	Expenditures			Major Locations of Personnel	Military and Civilian Personnel		
	Total	Payroll Outlays	Grants/Contracts		Total	Active Duty Military	Civilian
Burlington	\$101,497	\$12,476	\$89,021	South Burlington	292	69	223
Colchester	11,987	7,827	4,160	Colchester	217	0	217
South Burlington	11,267	11,048	219	Burlington	49	11	38
Vergennes	5,850	539	5,311	Northfield	37	36	1
Northfield	3,662	2,649	1,013	Rutland	14	0	14
Montpelier	1,912	1,816	96	Montpelier	11	1	10
Bennington	1,697	1,222	475	Jamaica	10	0	10
Springfield	1,570	1,481	89	Winooski	8	7	1
Shelburne	1,523	1,423	100	North Hartland	7	0	7
St. Albans	1,427	1,370	57	Northfield Falls	6	0	6
Prime Contracts Over \$25,000 (Prior Three Years)	Total	Army	Navy & Marine Corps	Air Force	Other Defense Activities		
Fiscal Year 1996	\$225,426	\$130,555	\$81,744	\$6,979	\$6,148		
Fiscal Year 1995	207,290	152,388	28,522	19,870	6,510		
Fiscal Year 1994	57,434	26,913	22,579	5,325	2,617		
Top Five Contractors Receiving the Largest Dollar Volume of Prime Contract Awards in this State	Total Amount	Major Area of Work					
		FSC or Service Code Description			Amount		
1. GENERAL DYNAMICS CORPORATION	\$83,931	Rockets, Rocket Ammunition & Rocket Comps			\$43,337		
2. GOODRICH B F COMPANY, THE INC	5,179	Liq & Gas Flow, Liq Lvl, & Mech Motion Mea			1,794		
3. NORWICH UNIVERSITY (INC)	1,013	Tuition, Registration & Membership Fees			1,013		
4. MILLICOM INTERNATIONAL CELLULA	698	Radar Equipment, Airborne			698		
5. CONCEPTS ETI, INC	645	RDTE/Missile and Space Systems-Mgmt Suppor			375		
Total of Above	\$91,466	(94.3% of total awards over \$25,000)					

Prepared by: Washington Headquarters Services
Directorate for Information
Operations and Reports

MAP NO. 47

VIRGINIA



Prepared by: Washington Headquarters Services
Directorate for Information
Operations and Reports

VIRGINIA

FISCAL YEAR 1997

(DOLLARS IN THOUSANDS)

Personnel/Expenditures	Total	Army	Navy & Marine Corps	Air Force	Other Defense Activities
I. Personnel - Total	209,286	72,991	93,881	22,922	19,492
Active Duty Military	84,463	26,921	43,200	14,342	0
Civilian	81,998	21,230	36,922	4,354	19,492
Reserve & National Guard	42,825	24,840	13,759	4,226	0
II. Expenditures - Total	\$21,816,373	\$5,463,667	\$11,086,363	\$2,511,678	\$2,754,665
A. Payroll Outlays - Total	10,544,328	2,228,820	5,805,740	1,487,328	1,022,440
Active Duty Military Pay	4,034,229	673,025	2,695,324	665,880	0
Civilian Pay	4,138,553	920,714	1,938,210	257,189	1,022,440
Reserve & National Guard Pay	87,361	46,500	34,056	6,805	0
Retired Military Pay	2,284,185	588,581	1,138,150	557,454	0
B. Contracts Over \$25,000 - Total	11,187,534	3,178,985	5,268,005	1,018,961	1,721,583
Supply and Equipment Contracts	2,955,527	715,178	1,631,122	249,376	359,851
RDT&E Contracts	1,611,141	476,339	477,160	269,536	388,106
Service Contracts	6,348,945	1,782,129	3,094,951	498,989	972,876
Construction Contracts	170,055	103,473	64,772	1,060	750
Civil Function Contracts	101,866	101,866	0	0	0
C. Grants	84,511	55,862	12,618	5,389	10,642

Major Locations of Expenditures	Expenditures			Major Locations of Personnel	Military and Civilian Personnel		
	Total	Payroll Outlays	Grants/Contracts		Total	Active Duty Military	Civilian
Arlington	\$3,418,229	\$2,235,045	\$1,183,184	Arlington	36,161	15,840	20,321
Norfolk	2,718,206	1,968,507	749,699	Norfolk	24,169	12,436	11,733
Alexandria	1,756,071	497,062	1,259,009	Portsmouth	12,999	3,409	9,590
McLean	1,671,960	41,348	1,630,612	Virginia Beach	10,622	8,738	1,884
Newport News	1,272,578	433,228	839,350	Fort Belvoir	10,196	3,287	6,909
Virginia Beach	1,172,643	988,834	183,809	Fort Eustis	10,068	7,733	2,335
Falls Church	1,058,381	158,948	899,433	Langley AFB	9,938	8,032	1,906
Portsmouth	723,580	565,263	158,317	Quantico	9,020	6,895	2,125
Hampton	722,954	563,537	159,417	Fort Lee	8,306	5,362	2,944
Fairfax	668,608	134,996	533,612	Alexandria	7,367	2,706	4,661

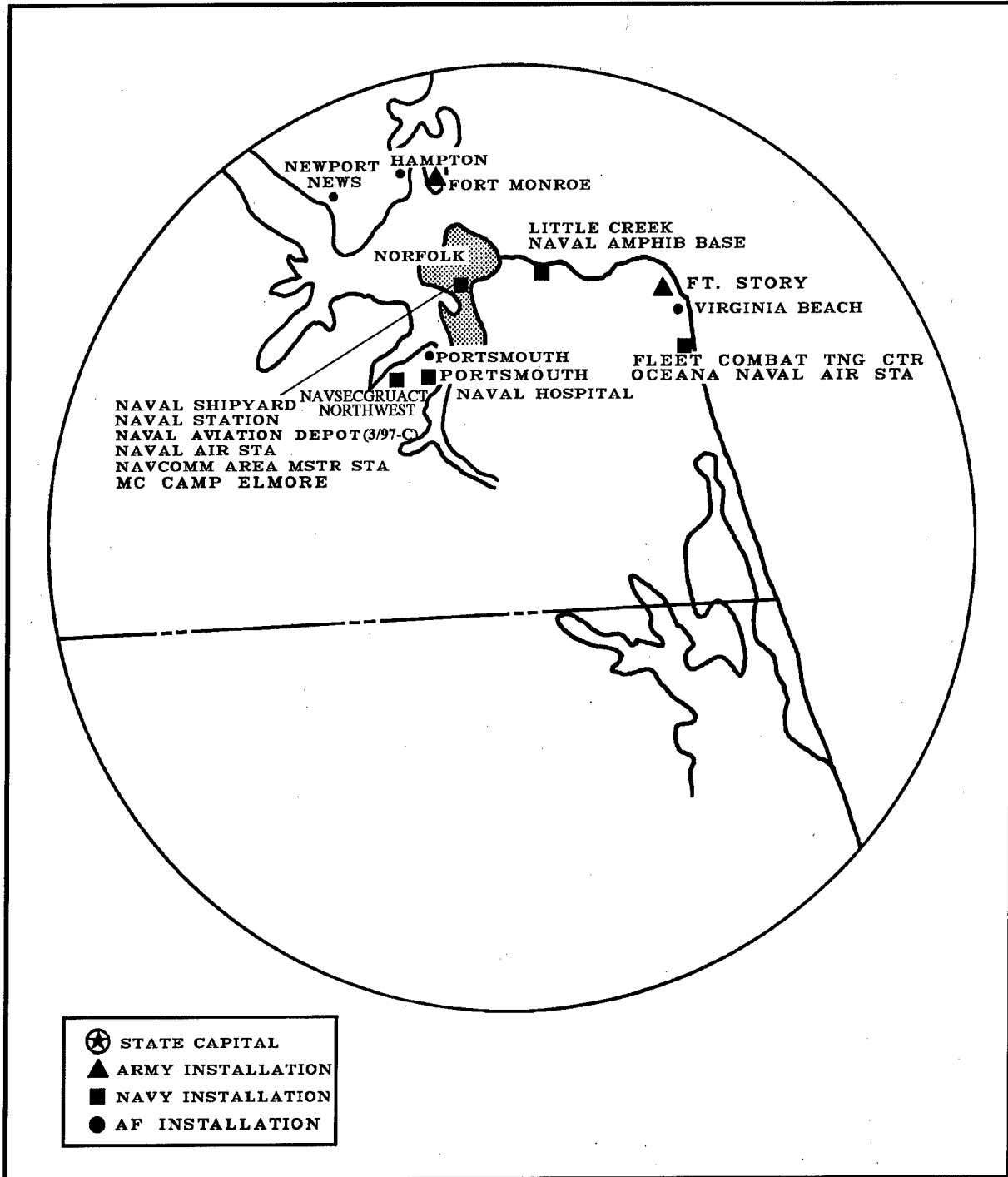
Prime Contracts Over \$25,000 (Prior Three Years)	Total	Army	Navy & Marine Corps	Air Force	Other Defense Activities
Fiscal Year 1996	\$9,562,978	\$2,971,820	\$4,038,433	\$1,053,974	\$1,498,751
Fiscal Year 1995	12,137,711	2,629,602	7,138,878	904,542	1,464,689
Fiscal Year 1994	8,017,082	2,258,636	3,561,369	900,907	1,296,170

Top Five Contractors Receiving the Largest Dollar Volume of Prime Contract Awards in this State	Total Amount	Major Area of Work	
		FSC or Service Code Description	Amount
1. NEWPORT NEWS SHIPBUILDING INC	\$719,991	Maint & Repair of Eq/Ships-Sml Craft-Docks	\$339,784
2. TEXTRON INC	512,979	Aircraft Fixed Wing	509,297
3. STANDARD MISSILE COMPANY, LLC	471,932	Guide Msl and Sp Veh Inert Un, Fuel, Comp	242,804
4. SCIENCE APPLICATIONS INTERNATI	414,131	Medical & Health Studies	153,362
5. LOCKHEED MARTIN CORPORATION	363,130	RDTE/Electronics & Communication Eq-Eng/Ma	77,930
Total of Above	\$2,482,163	(22.2% of total awards over \$25,000)	

Prepared by: Washington Headquarters Services
Directorate for Information
Operations and Reports

MAP NO. 47a

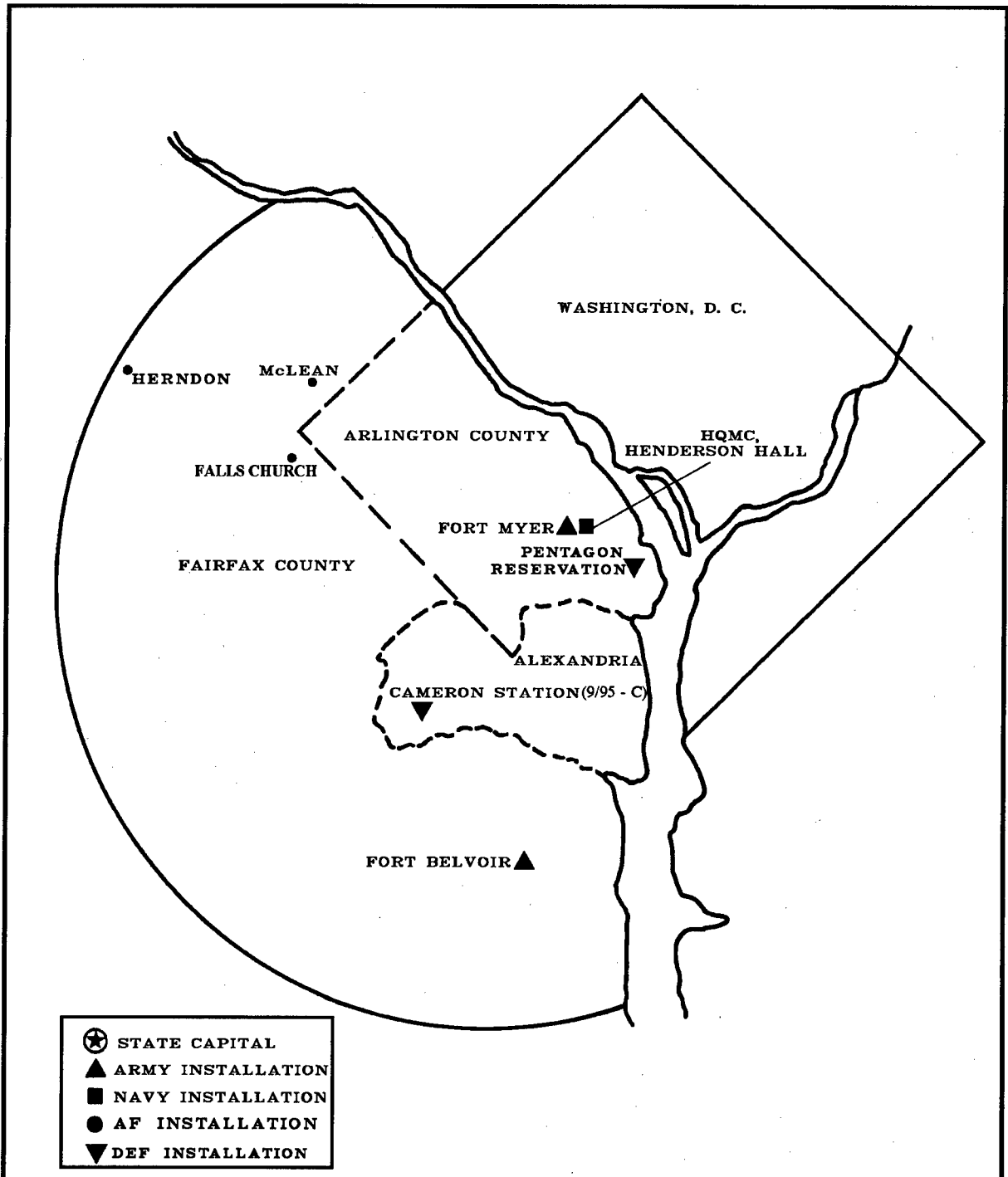
NORFOLK AREA



Prepared by: Washington Headquarters Services
Directorate for Information
Operations and Reports

MAP NO. 47b

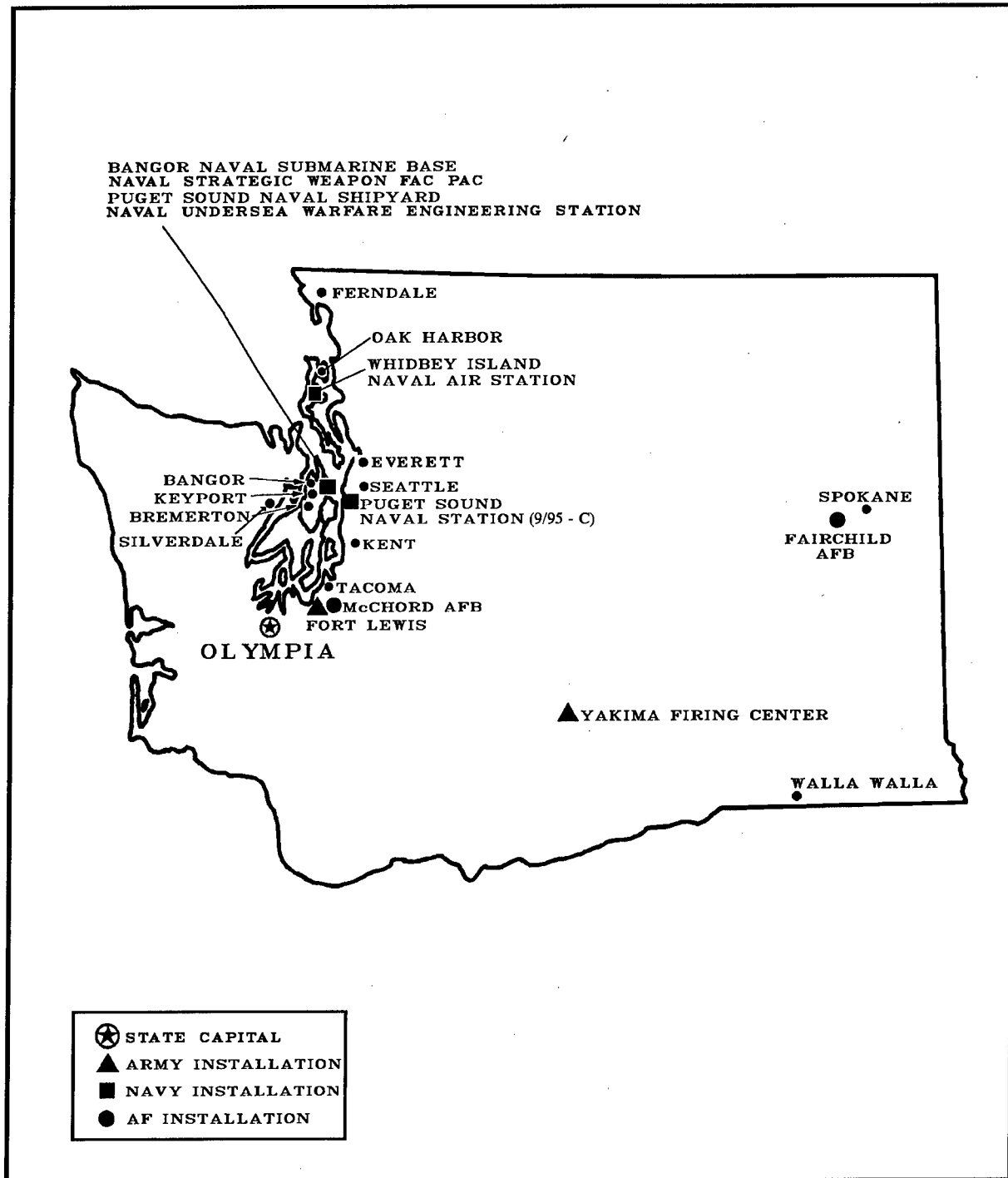
NORTHERN VIRGINIA



Prepared by: Washington Headquarters Services
Directorate for Information
Operations and Reports

MAP NO. 48

WASHINGTON



Prepared by: Washington Headquarters Services
Directorate for Information
Operations and Reports

WASHINGTON

FISCAL YEAR 1997

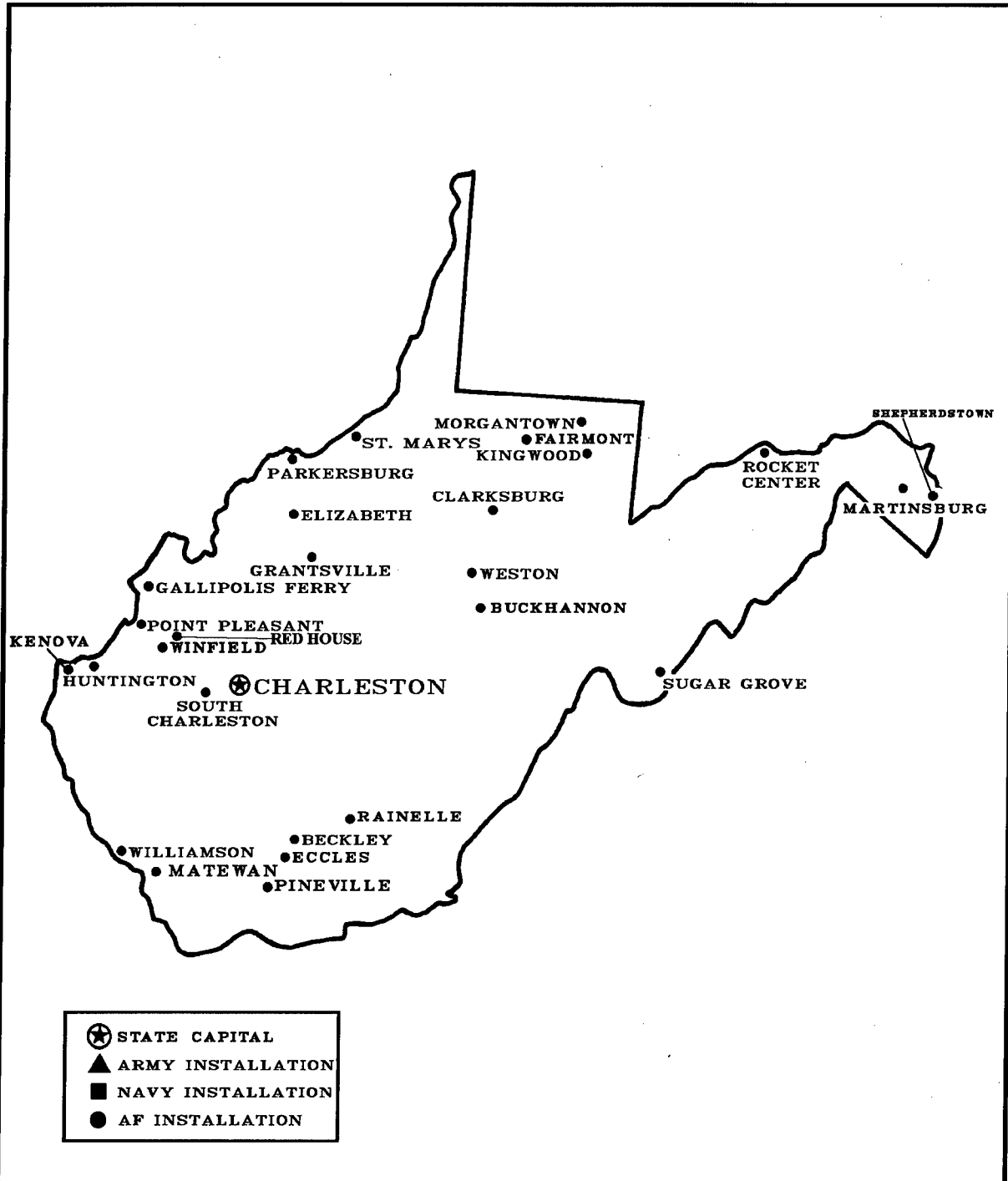
(DOLLARS IN THOUSANDS)

Personnel/Expenditures	Total	Army	Navy & Marine Corps	Air Force	Other Defense Activities		
I. Personnel - Total	94,796	43,907	33,198	16,230	1,461		
Active Duty Military	37,896	20,809	9,315	7,772	0		
Civilian	23,824	5,624	14,854	1,885	1,461		
Reserve & National Guard	33,076	17,474	9,029	6,573	0		
II. Expenditures - Total	\$6,266,835	\$1,502,710	\$2,554,402	\$1,762,525	\$447,198		
A. Payroll Outlays - Total	3,713,041	1,055,316	1,876,393	728,561	52,771		
Active Duty Military Pay	1,511,903	520,225	745,253	246,425	0		
Civilian Pay	1,033,373	190,948	714,652	75,002	52,771		
Reserve & National Guard Pay	117,943	61,178	23,146	33,619	0		
Retired Military Pay	1,049,822	282,965	393,342	373,515	0		
B. Contracts Over \$25,000 - Total	2,517,456	436,897	659,898	1,029,184	391,477		
Supply and Equipment Contracts	1,195,949	34,870	189,446	604,245	367,388		
RDT&E Contracts	400,395	38,378	107,300	249,967	4,750		
Service Contracts	696,725	185,874	329,327	162,185	19,339		
Construction Contracts	161,842	115,230	33,825	12,787	0		
Civil Function Contracts	62,545	62,545	0	0	0		
C. Grants	36,338	10,497	18,111	4,780	2,950		
Major Locations of Expenditures	Expenditures			Major Locations of Personnel	Military and Civilian Personnel		
	Total	Payroll Outlays	Grants/Contracts		Total	Active Duty Military	Civilian
Seattle	\$1,459,214	\$153,444	\$1,305,770	Fort Lewis	21,222	18,967	2,255
Bremerton	823,780	735,221	88,559	Bremerton	11,880	1,797	10,083
Fort Lewis	669,517	546,610	122,907	McChord AFB	4,783	3,614	1,169
Whidbey Island NAS	323,884	242,616	81,268	Fairchild AFB	4,587	3,798	789
Tacoma	315,107	247,852	67,255	Bangor	4,532	2,520	2,012
Bangor	297,647	233,433	64,214	Whidbey Island NAS	3,626	2,829	797
McChord AFB	253,958	177,881	76,077	Tacoma	3,178	1,556	1,622
Ferndale	249,522	2,098	247,424	Seattle	1,568	739	829
Everett	247,474	173,629	73,845	Keyport	1,473	164	1,309
Fairchild AFB	197,621	152,047	45,574	Everett	965	521	444
Prime Contracts Over \$25,000 (Prior Three Years)	Total	Army	Navy & Marine Corps	Air Force	Other Defense Activities		
Fiscal Year 1996	\$2,382,417	\$368,602	\$590,554	\$1,002,851	\$420,410		
Fiscal Year 1995	2,309,453	382,065	621,753	1,091,185	214,450		
Fiscal Year 1994	1,860,734	254,640	476,983	763,043	366,068		
Top Five Contractors Receiving the Largest Dollar Volume of Prime Contract Awards in this State	Total Amount	Major Area of Work					
		FSC or Service Code Description			Amount		
1. BOEING COMPANY, THE INC	\$1,178,854	Radar Equipment, Airborne			\$361,157		
2. ATLANTIC RICHFIELD COMPANY INC	247,424	Liquid Propellants & Fuel, Petroleum Base			247,424		
3. PACIFIC MEDICAL CENTER INC	61,056	General Health Care Services			61,056		
4. JOHNSON CONTROLS, INC	54,006	Facilities Operations Support Services			52,729		
5. ABSHER CONSTRUCTION COMPANY IN	49,077	Troop Housing Facilities			43,909		
Total of Above	\$1,590,417	(63.2% of total awards over \$25,000)					

Prepared by: Washington Headquarters Services
Directorate for Information
Operations and Reports

MAP NO. 49

WEST VIRGINIA



Prepared by: Washington Headquarters Services
Directorate for Information
Operations and Reports

WEST VIRGINIA

FISCAL YEAR 1997

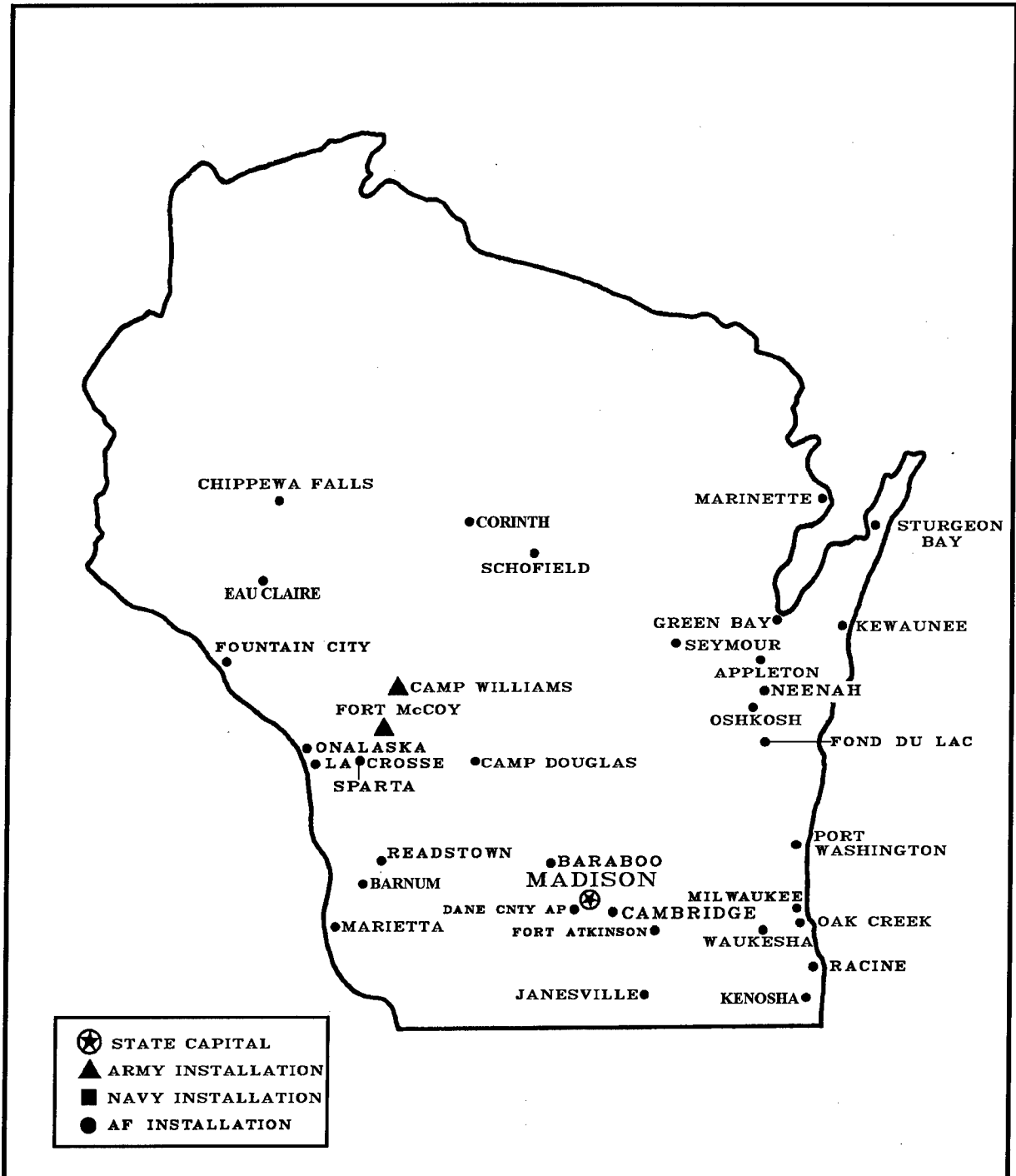
(DOLLARS IN THOUSANDS)

Personnel/Expenditures	Total	Army	Navy & Marine Corps	Air Force	Other Defense Activities		
I. Personnel - Total	14,893	9,742	2,080	3,042	29		
Active Duty Military	547	227	285	35	0		
Civilian	1,820	1,320	83	388	29		
Reserve & National Guard	12,526	8,195	1,712	2,619	0		
II. Expenditures - Total	\$447,503	\$250,547	\$93,399	\$75,637	\$27,920		
A. Payroll Outlays - Total	274,904	150,197	53,008	70,332	1,367		
Active Duty Military Pay	15,500	5,675	8,469	1,356	0		
Civilian Pay	59,835	41,206	2,849	14,413	1,367		
Reserve & National Guard Pay	79,926	63,528	2,454	13,944	0		
Retired Military Pay	119,643	39,788	39,236	40,619	0		
B. Contracts Over \$25,000 - Total	150,184	89,746	36,628	5,305	18,505		
Supply and Equipment Contracts	26,070	5,376	435	1,806	18,453		
RDT&E Contracts	9,794	1,715	6,024	2,003	52		
Service Contracts	53,416	22,369	29,551	1,496	0		
Construction Contracts	515	103-	618	0	0		
Civil Function Contracts	60,389	60,389	0	0	0		
C. Grants	22,415	10,604	3,763	0	8,048		
Major Locations of Expenditures	Expenditures			Major Locations of Personnel	Military and Civilian Personnel		
	Total	Payroll Outlays	Grants/ Contracts		Total	Active Duty Military	Civilian
Charleston	\$36,463	\$26,131	\$10,332	Huntington	572	12	560
Huntington	35,812	24,698	11,114	Charleston	331	82	249
Winfield	27,620	0	27,620	Beckley	268	217	51
Rocket Center	27,460	0	27,460	Buckley Grove	260	184	76
Martinsburg	26,494	22,891	3,603	Martinsburg	206	1	205
Fairmont	24,402	3,181	21,221	Buckhannon	63	0	63
Morgantown	13,984	10,157	3,827	Morgantown	63	22	41
Beckley	9,320	9,062	258	Point Pleasant	58	0	58
Sugar Grove	8,981	7,570	1,411	Red House	55	0	55
Alderson	8,382	350	8,032	Parkersburg	50	1	49
Prime Contracts Over \$25,000 (Prior Three Years)	Total	Army	Navy & Marine Corps	Air Force	Other Defense Activities		
Fiscal Year 1996	\$199,324	\$124,101	\$54,433	\$4,389	\$16,401		
Fiscal Year 1995	203,391	127,963	44,740	3,491	27,197		
Fiscal Year 1994	175,782	113,334	39,933	3,516	18,999		
Top Five Contractors Receiving the Largest Dollar Volume of Prime Contract Awards in this State	Total Amount	Major Area of Work		Amount			
1. JOHNSON, AL-MASSMAN CONSTRUCTI	\$27,620	Dams		\$27,620			
2. ALLIANT TECHSYSTEMS INC	27,460	Maint/Maintenance Buildings		26,000			
3. MANTECH INTERNATIONAL CORPORAT	11,809	Other ADP & Telecommunication Services		10,280			
4. MULTIPLEX, INC	6,227	Other Miscellaneous Buildings		6,227			
5. WIRT INFLATABLE SPECIALISTS IN	4,691	Individual Equipment		3,614			
Total of Above	\$77,807	(51.8% of total awards over \$25,000)					

Prepared by: Washington Headquarters Services
Directorate for Information
Operations and Reports

MAP NO. 50

WISCONSIN



Prepared by: Washington Headquarters Services
Directorate for Information
Operations and Reports

WISCONSIN

FISCAL YEAR 1997

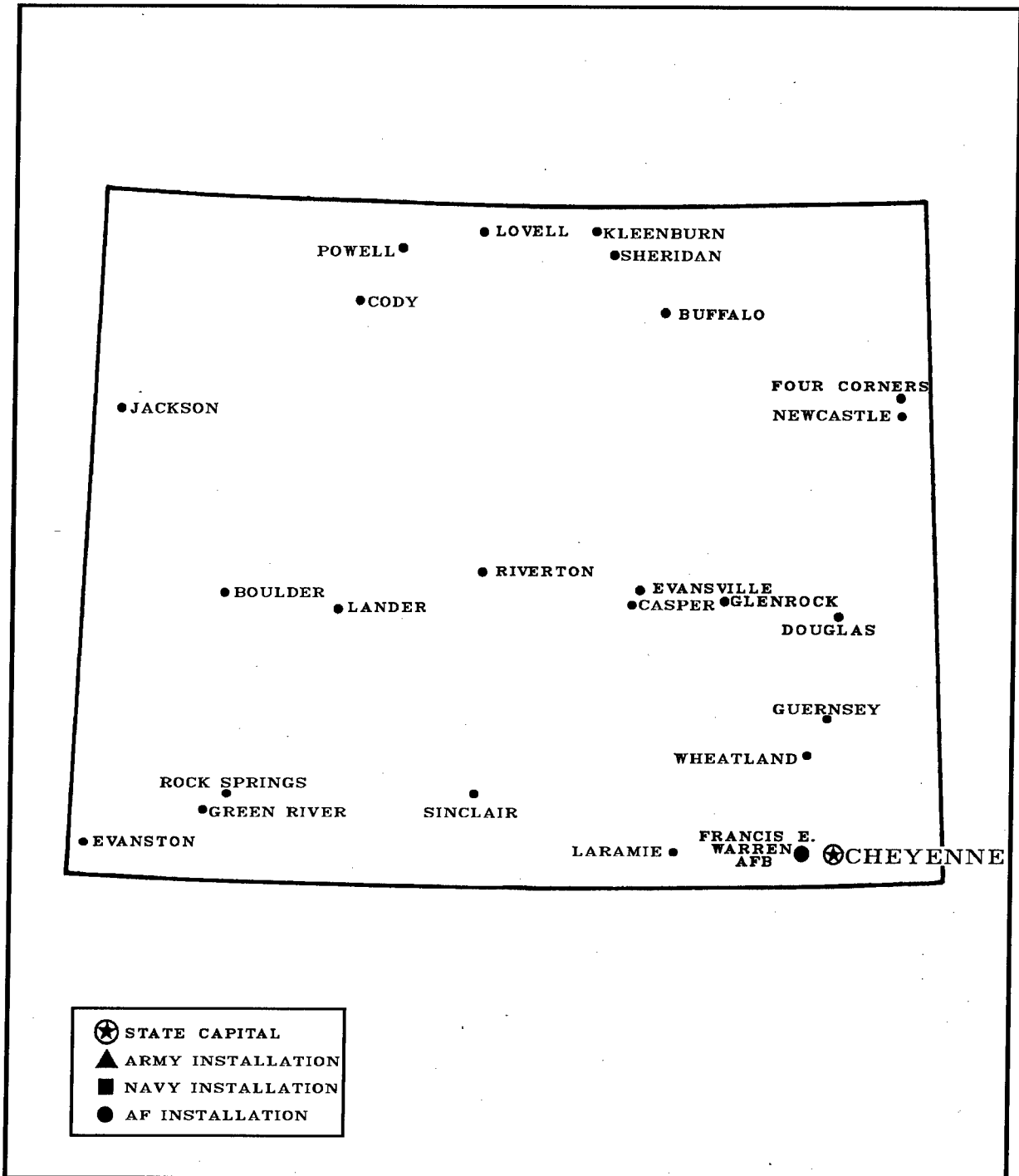
(DOLLARS IN THOUSANDS)

Personnel/Expenditures	Total	Army	Navy & Marine Corps	Air Force	Other Defense Activities			
I. Personnel - Total	31,041	20,728	4,577	5,593	143			
Active Duty Military	689	357	101	231	0			
Civilian	3,247	2,209	11	884	143			
Reserve & National Guard	27,105	18,162	4,465	4,478	0			
II. Expenditures - Total	\$995,883	\$565,974	\$110,589	\$153,215	\$166,105			
A. Payroll Outlays - Total	403,484	192,751	71,240	133,178	6,315			
Active Duty Military Pay	21,737	8,925	3,184	9,628	0			
Civilian Pay	106,105	65,451	422	33,917	6,315			
Reserve & National Guard Pay	70,116	40,737	7,840	21,539	0			
Retired Military Pay	205,526	77,638	59,794	68,094	0			
B. Contracts Over \$25,000 - Total	565,218	356,995	36,047	17,516	154,660			
Supply and Equipment Contracts	485,637	290,166	30,243	13,891	151,337			
RDT&E Contracts	15,735	13,400	750	1,585	0			
Service Contracts	43,351	33,432	5,054	1,542	3,323			
Construction Contracts	11,170	10,672	0	498	0			
Civil Function Contracts	9,325	9,325	0	0	0			
C. Grants	27,181	16,228	3,302	2,521	5,130			
Major Locations of Expenditures	Expenditures			Major Locations of Personnel		Military and Civilian Personnel		
	Total	Payroll Outlays	Grants/Contracts			Total	Active Duty Military	Civilian
Oshkosh	\$213,591	\$4,867	\$208,724	Fort McCoy	1,341	0	1,341	
Milwaukee	120,643	80,426	40,217	Milwaukee	1,158	323	835	
Madison	96,371	35,928	60,443	Madison	498	69	429	
Fort McCoy	54,111	38,527	15,584	Fountain City	221	122	99	
Neenah	34,629	2,009	32,620	Camp Williams	183	0	183	
Waukesha	34,250	3,846	30,404	Camp Douglas	111	87	24	
La Crosse	30,506	4,847	25,659	Eau Claire	34	1	33	
Port Washington	20,965	165	20,800	Sparta	32	24	8	
Oak Creek	18,229	2,693	15,536	Green Bay	31	21	10	
Green Bay	16,311	9,483	6,828	Oshkosh	31	10	21	
Prime Contracts Over \$25,000 (Prior Three Years)	Total	Army	Navy & Marine Corps	Air Force	Other Defense Activities			
Fiscal Year 1996	\$551,276	\$307,262	\$36,325	\$28,266	\$179,423			
Fiscal Year 1995	515,936	266,715	42,588	25,480	181,153			
Fiscal Year 1994	773,664	555,933	54,521	27,067	136,143			
Top Five Contractors Receiving the Largest Dollar Volume of Prime Contract Awards in this State	Total Amount		Major Area of Work					
			FSC or Service Code Description			Amount		
1. OSHKOSH TRUCK CORPORATION	\$204,921	Trucks and Truck Tractors, Wheeled			\$177,764			
2. GENERAL ELECTRIC COMPANY INC	35,233	X-ray Equip & Sup: Medical, Dental, & Vet			29,189			
3. KIMBERLY-CLARK CORPORATION	32,620	Food Items for Resale			32,620			
4. CLAYTON & DUBILIER PRIVATE EQU	25,425	Food Items for Resale			25,425			
5. O R C INDUSTRIES INC	24,806	Outerwear, Men's			23,858			
Total of Above	\$323,005	(57.1% of total awards over \$25,000)						

Prepared by: Washington Headquarters Services
Directorate for Information
Operations and Reports

MAP NO. 51

WYOMING



Prepared by: Washington Headquarters Services
Directorate for Information
Operations and Reports

WYOMING

FISCAL YEAR 1997

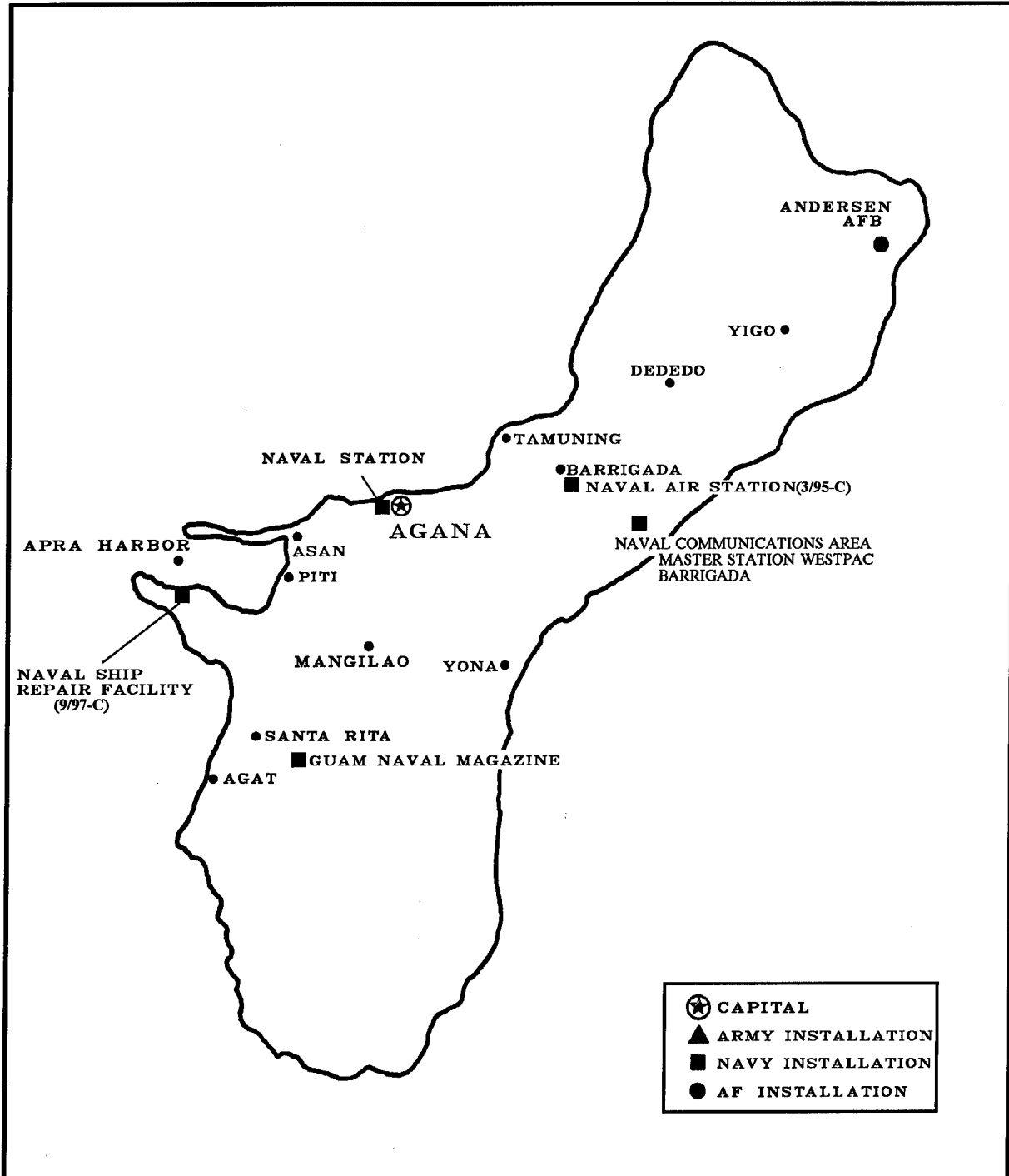
(DOLLARS IN THOUSANDS)

Personnel/Expenditures	Total	Army	Navy & Marine Corps	Air Force	Other Defense Activities		
I. Personnel - Total	8,500	2,447	536	5,453	64		
Active Duty Military	3,534	4	11	3,519	0		
Civilian	965	201	1	699	64		
Reserve & National Guard	4,001	2,242	524	1,235	0		
II. Expenditures - Total	\$270,247	\$44,957	\$13,733	\$192,653	\$18,904		
A. Payroll Outlays - Total	214,411	30,061	13,414	169,364	1,572		
Active Duty Military Pay	100,486	100	357	100,029	0		
Civilian Pay	33,680	6,234	24	25,850	1,572		
Reserve & National Guard Pay	18,342	11,096	600	6,646	0		
Retired Military Pay	61,903	12,631	12,433	36,839	0		
B. Contracts Over \$25,000 - Total	48,290	7,516	204	23,238	17,332		
Supply and Equipment Contracts	16,951	54	169	75	16,653		
RDT&E Contracts	556	206	0	350	0		
Service Contracts	26,217	3,144	35	22,359	679		
Construction Contracts	3,901	3,447	0	454	0		
Civil Function Contracts	665	665	0	0	0		
C. Grants	7,546	7,380	115	51	0		
Major Locations of Expenditures	Expenditures			Major Locations of Personnel	Military and Civilian Personnel		
	Total	Payroll Outlays	Grants/Contracts		Total	Active Duty Military	Civilian
F. E. Warren AFB	\$139,485	\$116,803	\$22,682	F. E. Warren AFB	4,000	3,426	574
Cheyenne	64,739	52,499	12,240	Cheyenne	390	83	307
Newcastle	16,881	451	16,430	Guernsey	63	0	63
Laramie	4,936	3,976	960	Laramie	26	15	11
Casper	4,793	4,521	272	Boulder	7	7	0
Gillette	3,497	1,947	1,550	Sheridan	5	0	5
Sheridan	2,978	2,628	350	Casper	3	3	0
Jackson	1,572	936	636	Evansville	3	0	3
Rock Springs	1,411	811	600	Granite Canon	2	0	2
Chugwater	89	33	56				
Prime Contracts Over \$25,000 (Prior Three Years)	Total	Army	Navy & Marine Corps	Air Force	Other Defense Activities		
Fiscal Year 1996	\$91,513	\$13,401	\$0	\$55,330	\$22,782		
Fiscal Year 1995	91,782	4,406	160	24,622	62,594		
Fiscal Year 1994	56,400	12,624	0	25,452	18,324		
Top Five Contractors Receiving the Largest Dollar Volume of Prime Contract Awards in this State	Total Amount	Major Area of Work					
		FSC or Service Code Description	Amount				
1. HERMES CONSOLIDATED, INC	\$16,430	Liquid Propellants & Fuel, Petroleum Base		\$16,430			
2. URS GREINER INC	3,518	Other Architect & Engineering Services		3,518			
3. BOWMAN, JOHN INC	3,152	Other Miscellaneous Buildings		3,126			
4. RAYTHEON COMPANY INC	2,326	Maint/Other Miscellaneous Buildings		417			
5. CET ENVIRONMENTAL SERVICES INC	1,550	Architect-Engineering Services		1,550			
Total of Above	\$26,976	(55.9% of total awards over \$25,000)					

Prepared by: Washington Headquarters Services
Directorate for Information
Operations and Reports

MAP NO. 52

GUAM



Prepared by: Washington Headquarters Services
Directorate for Information
Operations and Reports

GUAM

FISCAL YEAR 1997

(DOLLARS IN THOUSANDS)

Personnel/Expenditures	Total	Army	Navy & Marine Corps	Air Force	Other Defense Activities
I. Personnel - Total	9,927	2,488	4,366	2,615	458
Active Duty Military	4,218	32	2,137	2,049	0
Civilian	3,131	17	2,131	525	458
Reserve & National Guard	2,578	2,439	98	41	0
II. Expenditures - Total	\$460,894	\$10,022	\$305,843	\$134,704	\$10,325
A. Payroll Outlays - Total	342,296	9,608	227,318	97,448	7,922
Active Duty Military Pay	191,646	800	125,210	65,636	0
Civilian Pay	119,928	433	89,457	22,116	7,922
Reserve & National Guard Pay	3,522	1,250	0	2,272	0
Retired Military Pay	27,200	7,125	12,651	7,424	0
B. Contracts Over \$25,000 - Total	117,168	234	78,295	37,256	1,383
Supply and Equipment Contracts	2,104	151	725	1,052	176
RDT&E Contracts	0	0	0	0	0
Service Contracts	95,319	83	58,082	35,947	1,207
Construction Contracts	19,745	0	19,488	257	0
Civil Function Contracts	0	0	0	0	0
C. Grants	1,430	180	230	0	1,020

Major Locations of Expenditures	Expenditures			Major Locations of Personnel	Military and Civilian Personnel		
	Total	Payroll Outlays	Grants/Contracts		Total	Active Duty Military	Civilian
Anderson AFB	\$149,860	\$103,556	\$46,304	Anderson AFB	3,040	2,295	745
Agana	142,998	130,375	12,623	Santa Rita	1,728	0	1,728
Guam Nav Sup Depot	8,950	59	8,891	Agana	1,479	1,297	182
Barrigada	2,849	2,698	151	Finegayan	930	740	190
Tamuning	2,686	1,365	1,321	Harmon Village	224	1	223
Dededo	488	89	399	Nimitz Hill	71	10	61
Mangilao	453	0	453	Barrigada	41	41	0
Agat	118	0	118	Yona	24	24	0
				Guam Nav Sup Depot	2	1	1
				Dededo	1	0	1

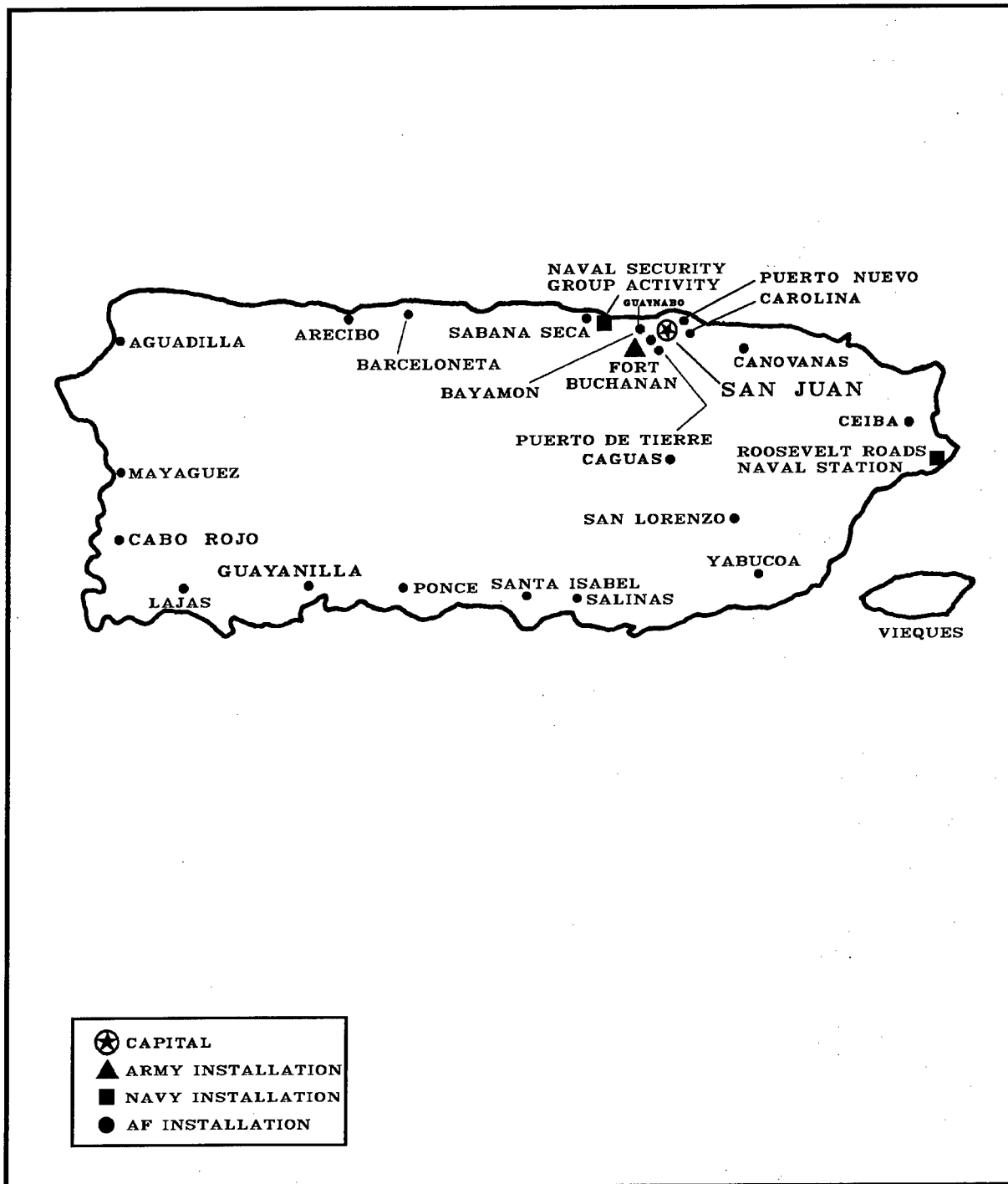
Prime Contracts Over \$25,000 (Prior Three Years)	Total	Army	Navy & Marine Corps	Air Force	Other Defense Activities
Fiscal Year 1996	\$129,315	\$493	\$84,506	\$43,030	\$1,286
Fiscal Year 1995	122,247	702	78,085	42,398	1,062
Fiscal Year 1994	295,241	1,633	247,645	38,231	7,732

Top Five Contractors Receiving the Largest Dollar Volume of Prime Contract Awards in this Area	Total Amount	Major Area of Work	
		FSC or Service Code Description	Amount
1. GUAM DEPARTMENT OF EDUCATION	\$17,984	Tuition, Registration & Membership Fees	\$17,984
2. FARGO PACIFIC INC.	7,968	Maint/Family Housing Facilities	7,316
3. DILLINGHAM CONSTRUCTION HOLDIN	7,850	Sewage & Waste Facilities	7,850
4. INTERNATIONAL BRIDGE CORPORATI	7,804	Maint/All Other Non-Building Facilities	6,322
5. ALL STAR PACIFIC CORP	5,587	Maint/Family Housing Facilities	5,408
Total of Above	\$47,193	(40.3% of total awards over \$25,000)	

Prepared by: Washington Headquarters Services
Directorate for Information
Operations and Reports

MAP NO. 53

PUERTO RICO



Prepared by: Washington Headquarters Services
Directorate for Information
Operations and Reports

PUERTO RICO

FISCAL YEAR 1997

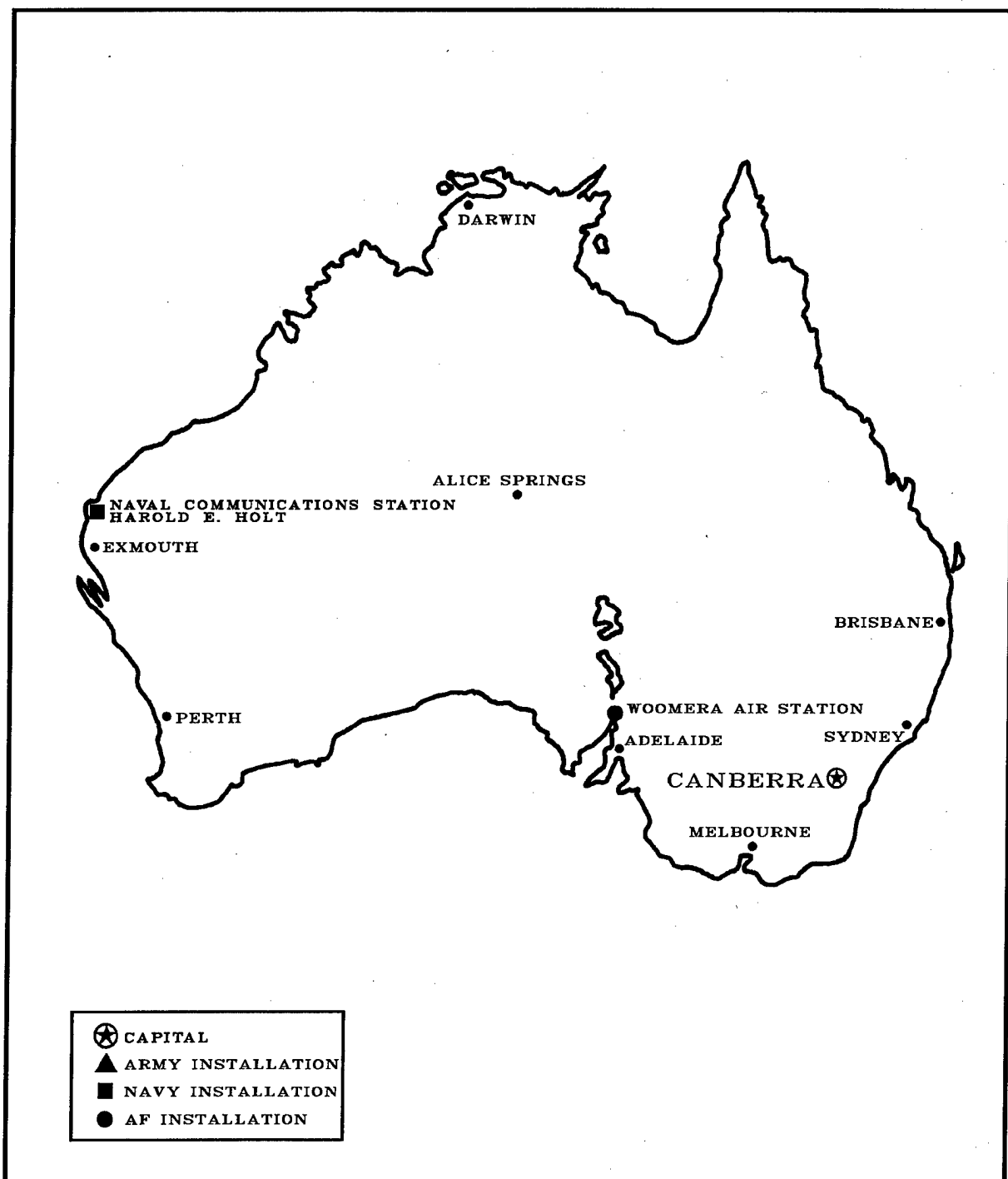
(DOLLARS IN THOUSANDS)

Personnel/Expenditures	Total	Army	Navy & Marine Corps	Air Force	Other Defense Activities	
I. Personnel - Total	21,285	16,871	3,065	480	869	
Active Duty Military	2,193	174	1,976	43	0	
Civilian	2,734	842	689	334	869	
Reserve & National Guard	16,358	15,855	400	103	0	
II. Expenditures - Total	\$544,577	\$198,064	\$172,458	\$31,939	\$142,116	
A. Payroll Outlays - Total	323,530	165,351	98,825	31,231	28,123	
Active Duty Military Pay	71,707	4,375	65,574	1,758	0	
Civilian Pay	82,314	19,461	23,442	11,288	28,123	
Reserve & National Guard Pay	94,943	83,738	2,638	8,567	0	
Retired Military Pay	74,566	57,777	7,171	9,618	0	
B. Contracts Over \$25,000 - Total	218,281	30,922	73,211	419	113,729	
Supply and Equipment Contracts	113,260	293	472	0	112,495	
RDT&E Contracts	0	0	0	0	0	
Service Contracts	63,856	13,272	49,081	269	1,234	
Construction Contracts	23,266	542	23,658	150	0	
Civil Function Contracts	17,899	17,899	0	0	0	
C. Grants	2,766	1,791	422	289	264	
Major Locations of Expenditures	Expenditures			Military and Civilian Personnel		
	Total	Payroll Outlays	Grants/Contracts	Total	Active Duty Military	Civilian
Roosevelt Roads NS	\$118,682	\$56,282	\$62,400	1,636	1,629	7
Fort Buchanan	117,826	116,998	828	1,253	343	910
San Juan	85,565	72,692	12,873	615	0	615
Mayaguez	50,041	1,646	48,395	396	260	136
San Lorenzo	24,714	50	24,664	248	0	248
Caguas	22,378	500	21,878	213	0	213
Ceiba	21,312	21,132	180	170	4	166
Ponce	10,396	1,303	9,093	118	51	67
Sabana Seca	10,031	0	10,031	68	0	68
Carolina	9,003	8,746	257	55	29	26
Roosevelt Roads NS				1,636	1,629	7
Fort Buchanan				1,253	343	910
San Juan				615	0	615
Mayaguez				396	260	136
San Lorenzo				248	0	248
Caguas				213	0	213
Ceiba				170	4	166
Ponce				118	51	67
Sabana Seca				68	0	68
Carolina				55	29	26
Prime Contracts Over \$25,000 (Prior Three Years)	Total	Army	Navy & Marine Corps	Air Force	Other Defense Activities	
Fiscal Year 1996	\$274,012	\$25,937	\$101,424	\$2,289	\$144,362	
Fiscal Year 1995	254,582	45,741	44,707	3,224	160,910	
Fiscal Year 1994	220,285	32,670	64,588	14,141	108,886	
Top Five Contractors Receiving the Largest Dollar Volume of Prime Contract Awards in this Area	Total Amount	Major Area of Work		FSC or Service Code Description	Amount	
1. PROPPER INTERNATIONAL INC	\$30,316			Clothing, Special Purpose	\$29,177	
2. RELIABLE MECHANICAL INC	25,608			Maint/Hospitals & Infirmaries	15,232	
3. DJ MANUFACTURING CORP	21,732			Armor, Personal	9,927	
4. GIBRALTAR, P R INC	20,237			Clothing, Special Purpose	12,676	
5. EQUA INDUSTRIES, INC	17,606			Clothing, Special Purpose	16,446	
Total of Above	\$115,499			(52.9% of total awards over \$25,000)		

Prepared by: Washington Headquarters Services
Directorate for Information
Operations and Reports

MAP NO. 54

AUSTRALIA



Prepared by: Washington Headquarters Services
Directorate for Information
Operations and Reports

AUSTRALIA

FISCAL YEAR 1997

(DOLLARS IN THOUSANDS)

Personnel/Expenditures 1/	Total	Army	Navy & Marine Corps	Air Force	Other Defense Activities
I. Personnel - Total	729	22	133	557	17
Active Duty Military	333	10	63	260	0
Civilian	12	0	3	1	8
Military Dependents	372	12	64	296	0
U.S. Civilian Dependents	12	0	3	0	9
II. Expenditures - Total	\$27,820	\$2,428	\$10,806	\$13,570	\$1,016
A. Payroll Outlays - Total	23,565	1,800	7,743	13,489	533
Active Duty Military Pay	15,002	250	4,272	10,480	0
Civilian Pay	756	0	172	51	533
Reserve & National Guard Pay	0	0	0	0	0
Retired Military Pay	7,807	1,550	3,299	2,958	0
B. Contracts Over \$25,000 - Total	2,675	155	1,966	71	483
Supply and Equipment Contracts	976	0	493	0	483
RDT&E Contracts	335	155	180	0	0
Service Contracts	1,364	0	1,293	71	0
Construction Contracts	0	0	0	0	0
Civil Function Contracts	0	0	0	0	0
C. Grants	1,580	473	1,097	10	0
Prime Contracts Over \$25,000 (Prior Three Years)	Total	Army	Navy & Marine Corps	Air Force	Other Defense Activities
Fiscal Year 1996	\$15,661	\$0	\$11,139	\$38	\$4,484
Fiscal Year 1995	14,503	829-	15,304	0	28
Fiscal Year 1994	6,774	219	775	0	5,780
Top Five Contractors Receiving the Largest Dollar Volume of Prime Contract Awards in this Country	Total Amount	Major Area of Work			
		FSC or Service Code Description			Amount
1. MOBIL CORPORATION	\$483	Fuel Oils			\$483
2. PENINSULAR & ORIENTAL STEAM NA	361	Logistics Support Services			361
3. P & O PORTS	341	Stevedoring			341
4. METAL MINING	260	Fruits and Vegetables			260
5. BRITISH AEROSPACE PLC	204	Fruits and Vegetables			204
Total of Above	\$1,649	(61.6% of total awards over \$25,000)			

Prepared by: Washington Headquarters Services
Directorate for Information
Operations and Reports

1/ For cost of operation information, refer to applicable DoD Budget Exhibits.

MAP NO. 55

BELGIUM



Prepared by: Washington Headquarters Services
Directorate for Information
Operations and Reports

BELGIUM

FISCAL YEAR 1997

(DOLLARS IN THOUSANDS)

Personnel/Expenditures 1/	Total	Army	Navy & Marine Corps	Air Force	Other Defense Activities
I. Personnel - Total	5,125	2,965	332	1,425	403
Active Duty Military	1,679	1,038	128	513	0
Civilian	593	318	0	7	268
Military Dependents	2,619	1,518	204	897	0
U.S. Civilian Dependents	234	91	0	8	135
II. Expenditures - Total	\$154,655	\$58,419	\$6,941	\$30,347	\$58,948
A. Payroll Outlays - Total	79,743	33,389	6,178	28,650	11,526
Active Duty Military Pay	57,802	25,950	5,273	26,579	0
Civilian Pay	16,850	4,889	0	435	11,526
Reserve & National Guard Pay	0	0	0	0	0
Retired Military Pay	5,091	2,550	905	1,636	0
B. Contracts Over \$25,000 - Total	74,888	25,030	739	1,697	47,422
Supply and Equipment Contracts	61,225	14,444	505	526	45,750
RDT&E Contracts	704	704	0	0	0
Service Contracts	11,039	7,962	234	1,171	1,672
Construction Contracts	1,920	1,920	0	0	0
Civil Function Contracts	0	0	0	0	0
C. Grants	24	0	24	0	0
Prime Contracts Over \$25,000 (Prior Three Years)	Total	Army	Navy & Marine Corps	Air Force	Other Defense Activities
Fiscal Year 1996	\$34,118	\$15,387	\$2,323	\$472	\$15,936
Fiscal Year 1995	38,912	19,288	1,593	13,809	4,222
Fiscal Year 1994	30,344	12,353	1,817	1,436	14,738
Top Five Contractors Receiving the Largest Dollar Volume of Prime Contract Awards in this Country	Total Amount	Major Area of Work			
		FSC or Service Code Description			Amount
1. PETROFINA SA	\$44,264	Liquid Propellants & Fuel, Petroleum Base			\$44,264
2. VAREC NV	7,806	Vehicular Brake, Steering, Axle Wheel Comp			7,806
3. FABRIQUE NATIONALE DE HERSTAL	5,880	Guided Missile Components			4,725
4. JANSSEN AFWERKINGSBEDRIJF NV	1,695	Maint & Repair of Eq/Water Purification Eq			1,695
5. ETUDE ET CONSTRUCTION DE MOTEU	1,450	Maint & Repair of Eq/Engines, Turbines & C			708
Total of Above	\$61,095	(81.6% of total awards over \$25,000)			

Prepared by: Washington Headquarters Services
Directorate for Information
Operations and Reports

1/ For cost of operation information, refer to applicable DoD Budget Exhibits.

MAP NO. 56

CANADA



Prepared by: Washington Headquarters Services
Directorate for Information
Operations and Reports

CANADA

FISCAL YEAR 1997

(DOLLARS IN THOUSANDS)

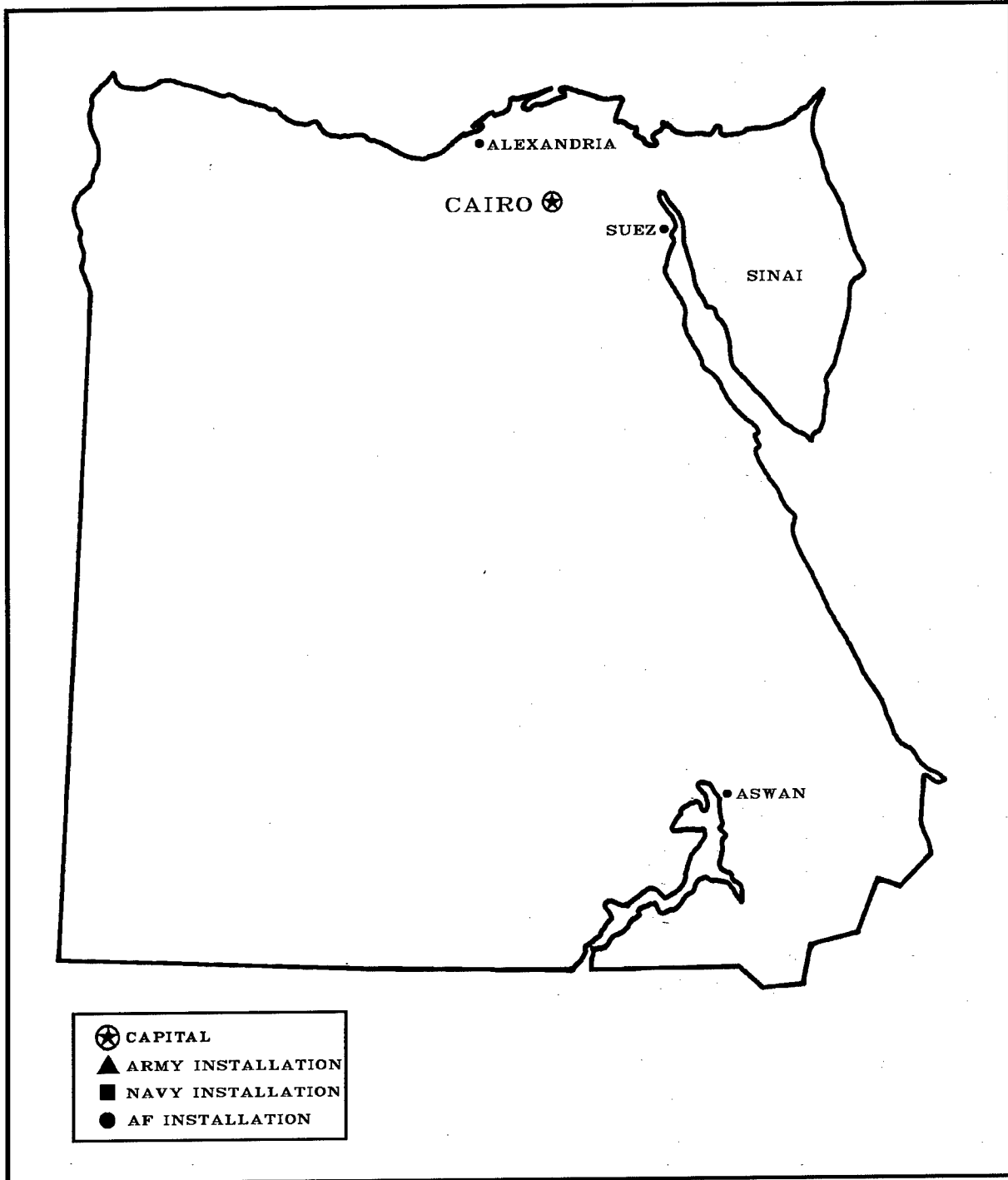
Personnel/Expenditures 1/	Total	Army	Navy & Marine Corps	Air Force	Other Defense Activities
I. Personnel - Total	461	25	165	221	50
Active Duty Military	179	19	71	89	0
Civilian	60	4	7	2	47
Military Dependents	206	2	77	127	0
U.S. Civilian Dependents	16	0	10	3	3
II. Expenditures - Total	\$277,288	\$116,297	\$72,656	\$53,537	\$34,798
A. Payroll Outlays - Total	22,556	3,064	7,524	9,283	2,685
Active Duty Military Pay	9,223	475	3,702	5,046	0
Civilian Pay	3,554	139	550	180	2,685
Reserve & National Guard Pay	2,450	2,450	0	0	0
Retired Military Pay	7,329	0	3,272	4,057	0
B. Contracts Over \$25,000 - Total	249,007	110,391	62,649	43,854	32,113
Supply and Equipment Contracts	215,549	104,983	60,635	22,847	27,084
RDT&E Contracts	9,440	1,716	1,269	6,270	185
Service Contracts	20,787	461	745	14,737	4,844
Construction Contracts	0	0	0	0	0
Civil Function Contracts	3,231	3,231	0	0	0
C. Grants	5,725	2,842	2,483	400	0
Prime Contracts Over \$25,000 (Prior Three Years)	Total	Army	Navy & Marine Corps	Air Force	Other Defense Activities
Fiscal Year 1996	\$296,050	\$184,599	\$43,949	\$48,554	\$18,948
Fiscal Year 1995	171,832	43,892	47,210	62,305	18,425
Fiscal Year 1994	180,493	66,757	51,350	37,821	24,565
Top Five Contractors Receiving the Largest Dollar Volume of Prime Contract Awards in this Country	Total Amount	Major Area of Work			
		FSC or Service Code Description			Amount
1. GOVERNMENT OF CANADA	\$201,760	Trucks and Truck Tractors, Wheeled			\$81,799
2. SPARTON CORPORATION	10,145	Underwater Sound Equipment			9,910
3. GENERAL MOTORS CORPORATION	5,371	Other ADP & Telecommunication Services			4,652
4. ALLIED SIGNAL INC	3,530	Meteorological Instruments and Apparatus			1,255
5. RACAL ELECTRONICS	3,394	Safety and Rescue Equipment			3,394
Total of Above	\$224,200	(90.0% of total awards over \$25,000)			

Prepared by: Washington Headquarters Services
Directorate for Information
Operations and Reports

1/ For cost of operation information, refer to applicable DoD Budget Exhibits.

MAP NO. 57

EGYPT



Prepared by: Washington Headquarters Services
Directorate for Information
Operations and Reports

EGYPT

FISCAL YEAR 1997

(DOLLARS IN THOUSANDS)

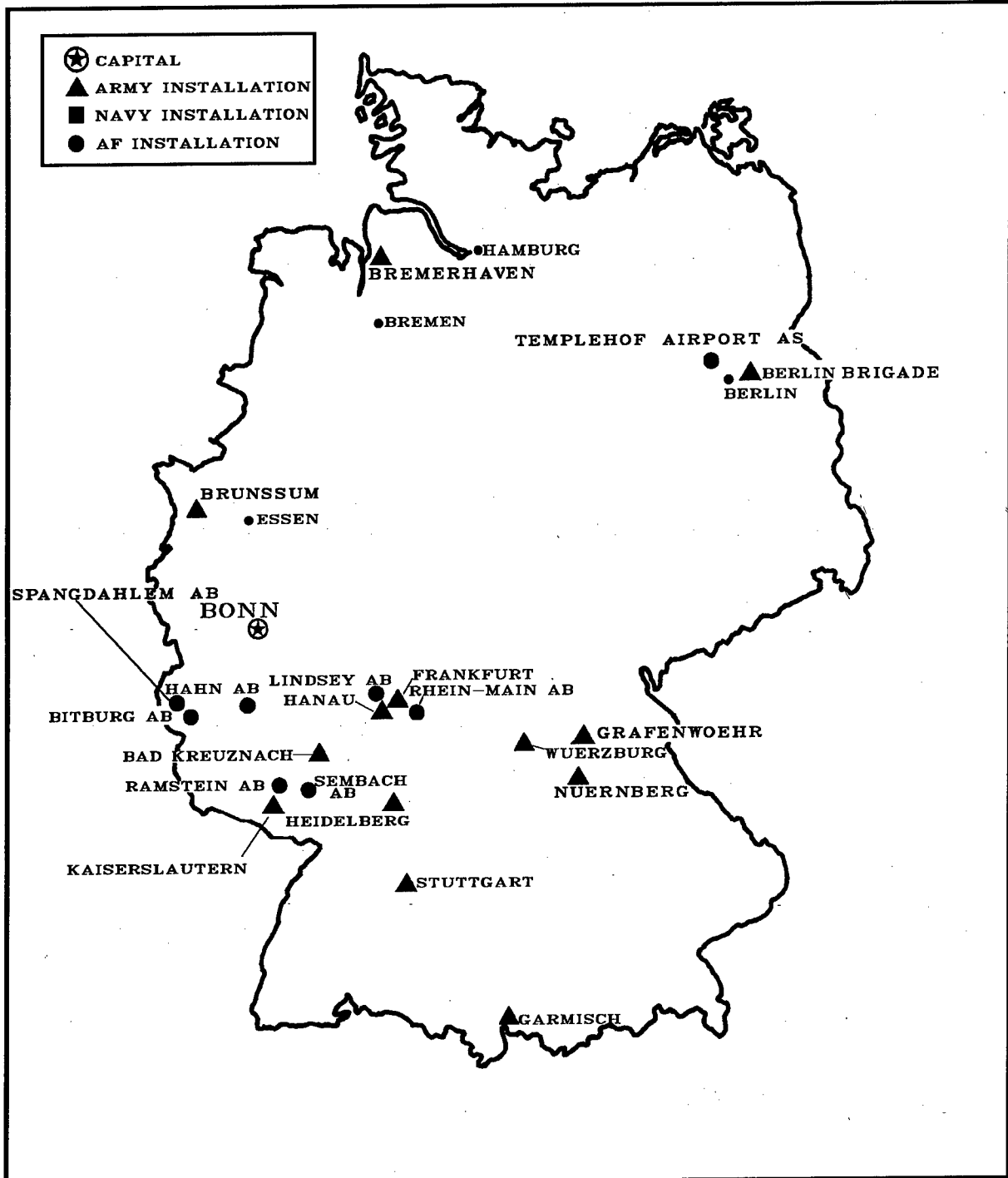
Personnel/Expenditures 1/	Total	Army	Navy & Marine Corps	Air Force	Other Defense Activities
I. Personnel - Total	6,170	5,744	288	131	7
Active Duty Military	5,846	5,716	66	64	0
Civilian	233	17	172	37	7
Military Dependents	85	11	48	26	0
U.S. Civilian Dependents	6	0	2	4	0
II. Expenditures - Total	\$213,551	\$193,735	\$5,649	\$6,677	\$7,490
A. Payroll Outlays - Total	153,433	144,197	5,123	3,778	335
Active Duty Military Pay	147,683	142,900	2,038	2,745	0
Civilian Pay	4,597	672	2,855	735	335
Reserve & National Guard Pay	0	0	0	0	0
Retired Military Pay	1,153	625	230	298	0
B. Contracts Over \$25,000 - Total	60,118	49,538	526	2,899	7,155
Supply and Equipment Contracts	13,071	5,770	33	150	7,118
RDT&E Contracts	0	0	0	0	0
Service Contracts	19,753	16,474	493	2,749	37
Construction Contracts	27,294	27,294	0	0	0
Civil Function Contracts	0	0	0	0	0
C. Grants	0	0	0	0	0
Prime Contracts Over \$25,000 (Prior Three Years)	Total	Army	Navy & Marine Corps	Air Force	Other Defense Activities
Fiscal Year 1996	\$47,705	\$26,842	\$2,206	\$17,709	\$948
Fiscal Year 1995	77,300	45,216	6,809	17,470	7,805
Fiscal Year 1994	116,402	95,903	1,204	15,729	3,566
Top Five Contractors Receiving the Largest Dollar Volume of Prime Contract Awards in this Country	Total Amount	Major Area of Work			
		FSC or Service Code Description			Amount
1. CONTRACT INTERNATIONAL INC	\$22,189	Other Miscellaneous Buildings			\$17,564
2. BOOZ ALLEN & HAMILTON INC	7,527	Other ADP & Telecommunication Services			7,527
3. MORRISON KNUDSEN CORPORATION	7,416	Other Miscellaneous Buildings			7,416
4. DILLINGHAM/A B B SUSA (A JOINT	6,962	Other Education & Training Services			6,210
5. WORLD FUEL SERVICES CORP	4,462	Fuel Oils			4,462
Total of Above	\$48,556	(80.8% of total awards over \$25,000)			

Prepared by: Washington Headquarters Services
Directorate for Information
Operations and Reports

1/ For cost of operation information, refer to applicable DoD Budget Exhibits.

MAP NO. 58

GERMANY



Prepared by: Washington Headquarters Services
Directorate for Information
Operations and Reports

GERMANY

FISCAL YEAR 1997

(DOLLARS IN THOUSANDS)

Personnel/Expenditures 1/	Total	Army	Navy & Marine Corps	Air Force	Other Defense Activities
I. Personnel - Total	160,574	113,276	1,182	37,075	9,041
Active Duty Military	60,053	44,394	488	15,171	0
Civilian	16,281	9,319	6	1,173	5,783
Military Dependents	78,310	57,581	685	20,044	0
U.S. Civilian Dependents	5,930	1,982	3	687	3,258
II. Expenditures - Total	\$3,302,525	\$2,047,411	\$38,092	\$837,051	\$379,971
A. Payroll Outlays - Total	2,172,113	1,269,942	24,548	644,136	233,487
Active Duty Military Pay	1,693,922	1,110,325	21,413	562,184	0
Civilian Pay	339,747	56,942	326	48,992	233,487
Reserve & National Guard Pay	10,550	10,550	0	0	0
Retired Military Pay	127,894	92,125	2,809	32,960	0
B. Contracts Over \$25,000 - Total	1,130,173	777,454	13,320	192,915	146,484
Supply and Equipment Contracts	200,853	84,634	8,752	18,592	88,875
RDT&E Contracts	6,440	2,917	654	535	2,334
Service Contracts	814,835	582,758	3,914	172,888	55,275
Construction Contracts	108,045	107,145	0	900	0
Civil Function Contracts	0	0	0	0	0
C. Grants	239	15	224	0	0
Prime Contracts Over \$25,000 (Prior Three Years)	Total	Army	Navy & Marine Corps	Air Force	Other Defense Activities
Fiscal Year 1996	\$1,007,700	\$663,562	\$11,067	\$215,877	\$117,194
Fiscal Year 1995	875,672	515,062	92,662	150,496	117,452
Fiscal Year 1994	791,755	531,837	56,435	128,587	74,896
Top Five Contractors Receiving the Largest Dollar Volume of Prime Contract Awards in this Country	Total Amount	Major Area of Work			Amount
		FSC or Service Code Description			
1. FEDERAL REPUBLIC OF GERMANY	\$126,615	Maint/Troop Housing Facilities			\$43,852
2. PHILIPP HOLZMANN AKTIENGESELLS	49,999	Maint & Repair of Eq/Household Furnishings			15,007
3. FEDERAL MINISTRY OF REGIONAL P	49,899	Maint/Other Miscellaneous Buildings			48,628
4. DEUTSCHE TELEKOM AKTIENGESELLS	47,949	ADP Telecommunications & Transmission Serv			26,547
5. SKE MAINTENANCE GMBH & CO. KG	41,155	Troop Housing Facilities			21,269
Total of Above	\$315,617	(27.9% of total awards over \$25,000)			

Prepared by: Washington Headquarters Services
Directorate for Information
Operations and Reports

1/ For cost of operation information, refer to applicable DoD Budget Exhibits.

MAP NO. 59

GREECE



Prepared by: Washington Headquarters Services
Directorate for Information
Operations and Reports

GREECE

FISCAL YEAR 1997

(DOLLARS IN THOUSANDS)

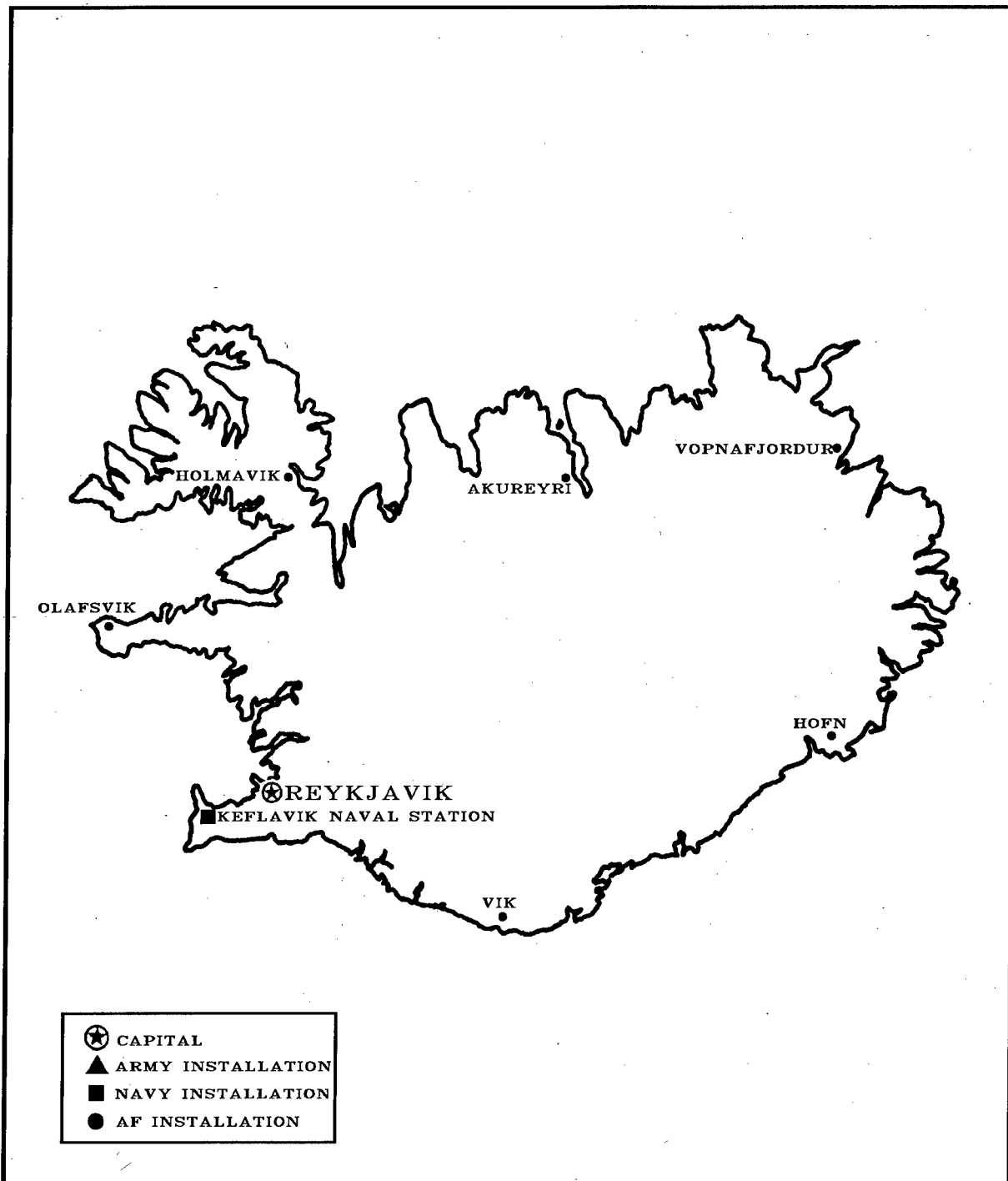
Personnel/Expenditures 1/	Total	Army	Navy & Marine Corps	Air Force	Other Defense Activities
I. Personnel - Total	632	37	389	206	0
Active Duty Military	498	15	306	177	0
Civilian	90	6	79	5	0
Military Dependents	43	16	4	23	0
U.S. Civilian Dependents	1	0	0	1	0
II. Expenditures - Total	\$168,715	\$3,558	\$26,886	\$8,918	\$129,353
A. Payroll Outlays - Total	21,221	1,468	11,635	8,118	0
Active Duty Military Pay	13,723	375	8,055	5,293	0
Civilian Pay	3,415	378	2,728	309	0
Reserve & National Guard Pay	0	0	0	0	0
Retired Military Pay	4,083	715	852	2,516	0
B. Contracts Over \$25,000 - Total	147,424	2,090	15,251	730	129,353
Supply and Equipment Contracts	132,336	2,090	3,639	138	126,469
RDT&E Contracts	0	0	0	0	0
Service Contracts	14,829	0	11,353	592	2,884
Construction Contracts	259	0	259	0	0
Civil Function Contracts	0	0	0	0	0
C. Grants	70	0	0	70	0
Prime Contracts Over \$25,000 (Prior Three Years)	Total	Army	Navy & Marine Corps	Air Force	Other Defense Activities
Fiscal Year 1996	\$129,877	\$1,458	\$12,937	\$1,852	\$113,630
Fiscal Year 1995	68,023	899	9,381	195	57,548
Fiscal Year 1994	80,636	0	27,538	12,950	40,148
Top Five Contractors Receiving the Largest Dollar Volume of Prime Contract Awards in this Country	Total Amount	Major Area of Work			
		FSC or Service Code Description			Amount
1. MOTOR OIL (HELLAS) CORINTH R	\$110,522	Liquid Propellants & Fuel, Petroleum Base			\$107,876
2. HELLENIC FUEL & LUBRICANT IND	17,876	Liquid Propellants & Fuel, Petroleum Base			13,033
3. THEMELIODOMI SA CIBTRACTING L	6,725	Maint/Other Miscellaneous Buildings			6,540
4. AIRCRAFT FINANCING & TRADING U	3,545	Converters, Electrical, Nonrotating			3,545
5. SIELMAN S A	2,052	Engine Electrical Sys Comps, Nonaircraft			1,945
Total of Above	\$140,720	(95.5% of total awards over \$25,000)			

Prepared by: Washington Headquarters Services
Directorate for Information
Operations and Reports

1/ For cost of operation information, refer to applicable DoD Budget Exhibits.

MAP NO. 60

ICELAND



Prepared by: Washington Headquarters Services
Directorate for Information
Operations and Reports

ICELAND

FISCAL YEAR 1997

(DOLLARS IN THOUSANDS)

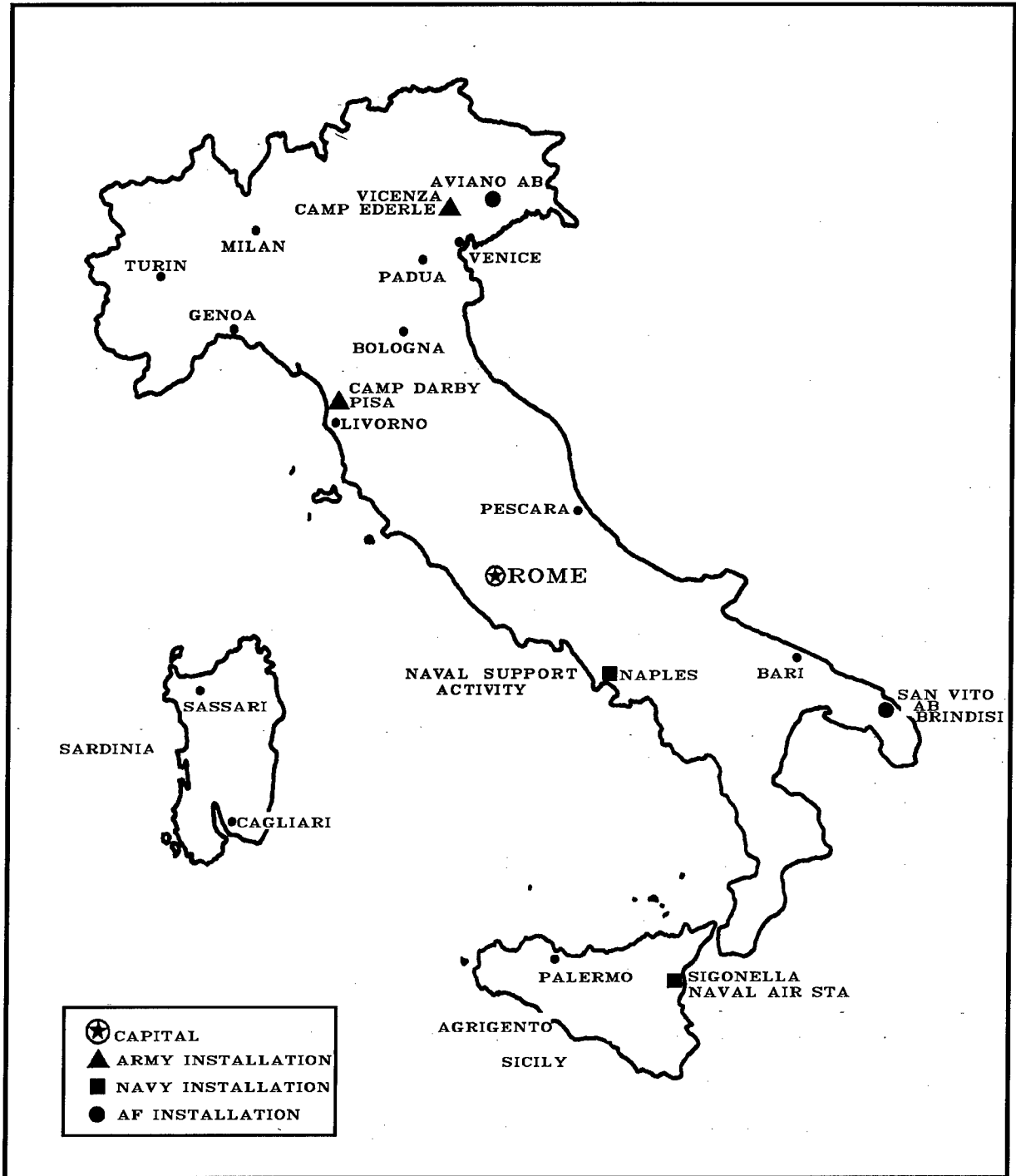
Personnel/Expenditures 1/	Total	Army	Navy & Marine Corps	Air Force	Other Defense Activities
I. Personnel - Total	4,859	2	3,246	1,398	213
Active Duty Military	1,960	2	1,268	690	0
Civilian	1,020	0	796	43	181
Military Dependents	1,808	0	1,143	665	0
U.S. Civilian Dependents	71	0	39	0	32
II. Expenditures - Total	\$161,832	\$636	\$138,066	\$18,122	\$5,008
A. Payroll Outlays - Total	103,317	86	80,171	18,122	4,938
Active Duty Military Pay	55,817	50	38,619	17,148	0
Civilian Pay	46,914	0	41,346	630	4,938
Reserve & National Guard Pay	0	0	0	0	0
Retired Military Pay	586	36	206	344	0
B. Contracts Over \$25,000 - Total	57,965	0	57,895	0	70
Supply and Equipment Contracts	1,016	0	1,016	0	0
RDT&E Contracts	126	0	126	0	0
Service Contracts	38,387	0	38,317	0	70
Construction Contracts	18,436	0	18,436	0	0
Civil Function Contracts	0	0	0	0	0
C. Grants	550	550	0	0	0
Prime Contracts Over \$25,000 (Prior Three Years)	Total	Army	Navy & Marine Corps	Air Force	Other Defense Activities
Fiscal Year 1996	\$81,808	\$0	\$80,960	\$0	\$848
Fiscal Year 1995	53,460	0	50,260	0	3,200
Fiscal Year 1994	89,410	0	87,252	0	2,158
Top Five Contractors Receiving the Largest Dollar Volume of Prime Contract Awards in this Country	Total Amount	Major Area of Work			Amount
		FSC or Service Code Description			
1. ISTAK HF	\$17,731	Other Airfield Structures			\$17,731
2. ICELAND PRIME CONTRACTORS	13,666	Maint/Other Miscellaneous Buildings			10,400
3. KEFLAVIK CONTRACTORS	11,723	Maint/Family Housing Facilities			10,534
4. RADAR AGENCY GOVERNMENT OF ICE	6,016	Other Professional Services			6,016
5. RADAR AGENCY OF GOVERNMENT OF	3,149	Maint & Repair of Eq/Miscellaneous Equipme			3,149
Total of Above	\$52,285	(90.2% of total awards over \$25,000)			

Prepared by: Washington Headquarters Services
Directorate for Information
Operations and Reports

1/ For cost of operation information, refer to applicable DoD Budget Exhibits.

MAP NO. 61

ITALY



Prepared by: Washington Headquarters Services
Directorate for Information
Operations and Reports

ITALY

FISCAL YEAR 1997

(DOLLARS IN THOUSANDS)

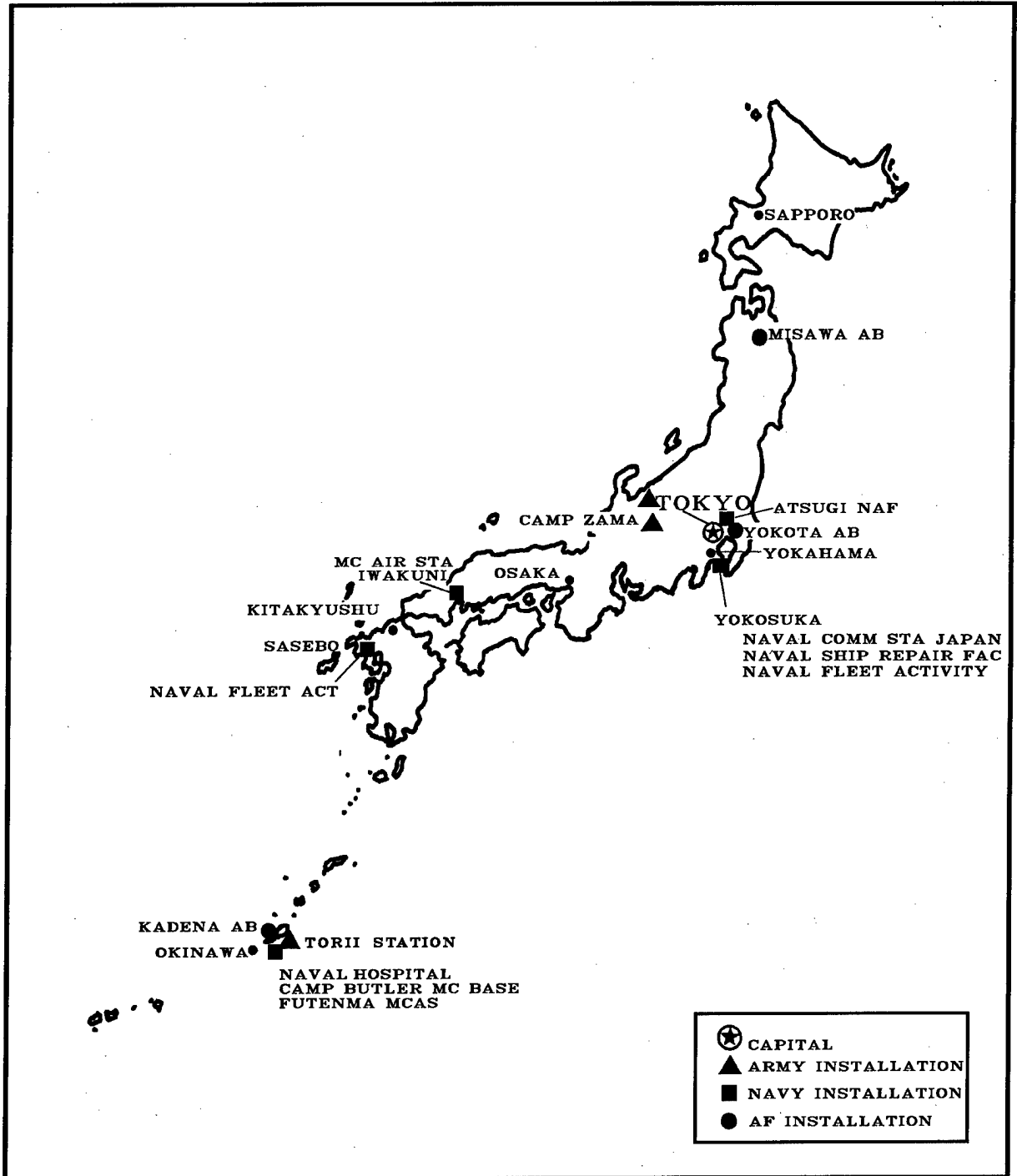
Personnel/Expenditures 1/	Total	Army	Navy & Marine Corps	Air Force	Other Defense Activities
I. Personnel - Total	30,844	6,166	13,505	9,738	1,435
Active Duty Military	11,677	2,431	5,056	4,190	0
Civilian	5,490	1,321	2,236	817	1,116
Military Dependents	12,994	2,286	6,089	4,619	0
U.S. Civilian Dependents	683	128	124	112	319
II. Expenditures - Total	\$963,289	\$130,913	\$524,069	\$189,108	\$119,199
A. Payroll Outlays - Total	621,804	101,547	314,810	166,184	39,263
Active Duty Military Pay	440,404	60,775	225,341	154,288	0
Civilian Pay	167,623	34,773	85,892	7,695	39,263
Reserve & National Guard Pay	0	0	0	0	0
Retired Military Pay	13,777	5,999	3,577	4,201	0
B. Contracts Over \$25,000 - Total	341,434	29,366	209,208	22,924	79,936
Supply and Equipment Contracts	85,040	1,271	27,214	4,343	52,212
RDT&E Contracts	160	0	160	0	0
Service Contracts	196,021	15,692	135,379	17,226	27,724
Construction Contracts	60,213	12,403	46,455	1,355	0
Civil Function Contracts	0	0	0	0	0
C. Grants	51	0	51	0	0
Prime Contracts Over \$25,000 (Prior Three Years)	Total	Army	Navy & Marine Corps	Air Force	Other Defense Activities
Fiscal Year 1996	\$458,253	\$19,299	\$162,215	\$18,135	\$258,604
Fiscal Year 1995	323,438	22,791	104,823	16,856	178,968
Fiscal Year 1994	411,006	8,797	159,256	27,279	215,674
Top Five Contractors Receiving the Largest Dollar Volume of Prime Contract Awards in this Country	Total Amount	Major Area of Work			Amount
		FSC or Service Code Description			
1. EXXON CORPORATION	\$31,180	Liquid Propellants & Fuel, Petroleum Base			\$31,180
2. ALISUD SPA	26,079	Operation/Airport Terminals			26,079
3. ENI SPA	22,224	Liquid Propellants & Fuel, Petroleum Base			15,193
4. ADCOMP CORP. LTD. & CO. KG	17,752	Maint/Other Miscellaneous Buildings			17,752
5. IMPREGILO SPA	17,686	Other Miscellaneous Buildings			12,259
Total of Above	\$114,921	(33.7% of total awards over \$25,000)			

Prepared by: Washington Headquarters Services
Directorate for Information
Operations and Reports

1/ For cost of operation information, refer to applicable DoD Budget Exhibits.

MAP NO. 62

JAPAN



Prepared by: Washington Headquarters Services
Directorate for Information
Operations and Reports

JAPAN

FISCAL YEAR 1997

(DOLLARS IN THOUSANDS)

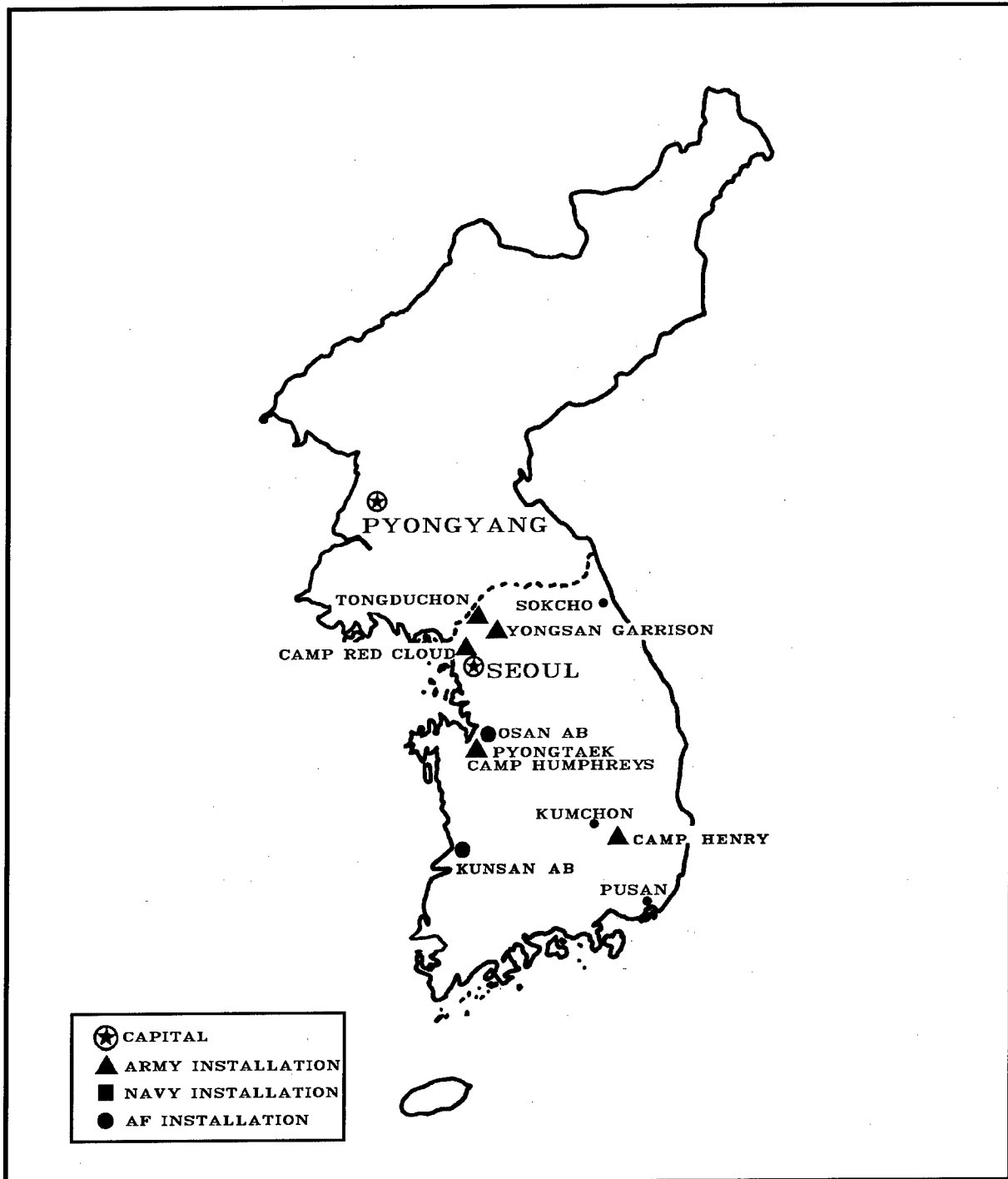
Personnel/Expenditures 1/	Total	Army	Navy & Marine Corps	Air Force	Other Defense Activities
I. Personnel - Total	97,282	4,966	53,668	34,397	4,251
Active Duty Military	41,257	1,817	25,413	14,027	0
Civilian	6,977	735	1,973	864	3,405
Military Dependents	45,432	1,858	24,957	18,617	0
U.S. Civilian Dependents	3,616	556	1,325	889	846
II. Expenditures - Total	\$2,693,308	\$115,676	\$1,392,035	\$925,828	\$259,769
A. Payroll Outlays - Total	1,858,607	66,753	1,155,437	526,031	110,386
Active Duty Military Pay	1,592,540	45,425	1,061,269	485,846	0
Civilian Pay	228,349	14,628	76,227	27,108	110,386
Reserve & National Guard Pay	0	0	0	0	0
Retired Military Pay	37,718	6,700	17,941	13,077	0
B. Contracts Over \$25,000 - Total	834,611	48,923	236,533	399,772	149,383
Supply and Equipment Contracts	168,679	1,107	11,507	7,552	148,513
RDT&E Contracts	2,703	2,624	0	79	0
Service Contracts	619,543	44,987	182,616	391,070	870
Construction Contracts	43,686	205	42,410	1,071	0
Civil Function Contracts	0	0	0	0	0
C. Grants	90	0	65	25	0
Prime Contracts Over \$25,000 (Prior Three Years)	Total	Army	Navy & Marine Corps	Air Force	Other Defense Activities
Fiscal Year 1996	\$849,410	\$33,625	\$255,685	\$545,034	\$15,066
Fiscal Year 1995	728,645	28,370	103,355	527,965	68,955
Fiscal Year 1994	795,540	34,725	132,482	613,124	15,209
Top Five Contractors Receiving the Largest Dollar Volume of Prime Contract Awards in this Country	Total Amount	Major Area of Work			
		FSC or Service Code Description			Amount
1. IDEMITSU KOSAN CO. LTD.	\$78,597	Fuel Oils			\$70,854
2. KIT PAR COMERCIO DE PARAFUSOS	77,080	Electric Services			77,080
3. TOKYO ELECTRIC POWER COMPANY I	67,812	Electric Services			67,812
4. CENTRAL PROCUREMENT OFFICE OF	41,286	Operation/Other Administrative & Service B			41,286
5. COSMO OIL CO. LTD.	37,748	Fuel Oils			34,320
Total of Above	\$302,523	(36.2% of total awards over \$25,000)			

Prepared by: Washington Headquarters Services
Directorate for Information
Operations and Reports

1/ For cost of operation information, refer to applicable DoD Budget Exhibits.

MAP NO. 63

KOREA



Prepared by: Washington Headquarters Services
Directorate for Information
Operations and Reports

KOREA

FISCAL YEAR 1997

(DOLLARS IN THOUSANDS)

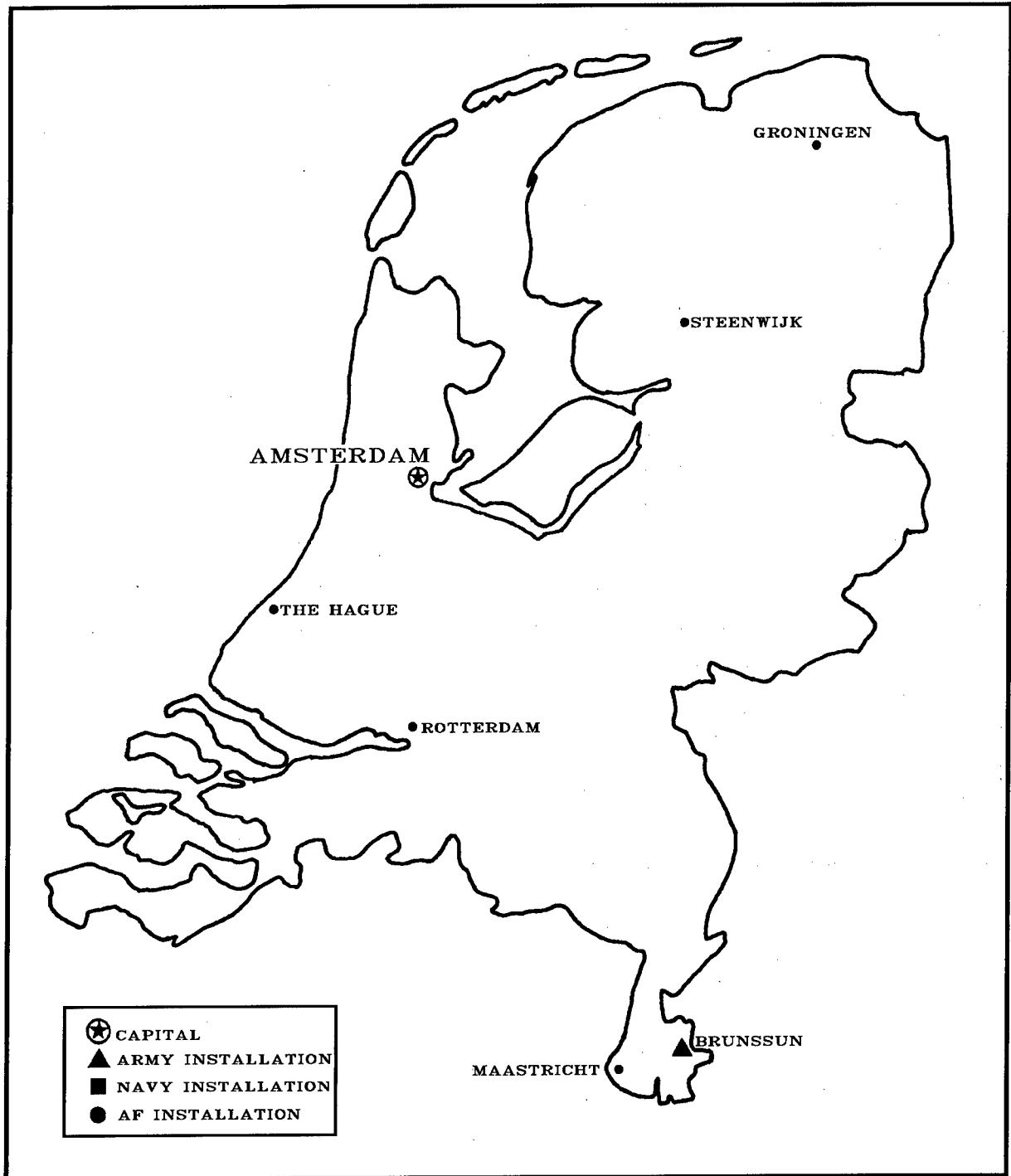
Personnel/Expenditures 1/	Total	Army	Navy & Marine Corps	Air Force	Other Defense Activities
I. Personnel - Total	54,135	40,987	884	10,917	1,347
Active Duty Military	35,663	26,576	469	8,618	0
Civilian	10,768	8,507	139	1,095	1,027
Military Dependents	5,777	4,342	276	1,159	0
U.S. Civilian Dependents	1,927	1,562	0	45	320
II. Expenditures - Total	\$1,843,917	\$1,228,497	\$28,247	\$333,735	\$253,438
A. Payroll Outlays - Total	1,279,268	914,517	23,668	307,770	33,313
Active Duty Military Pay	935,669	664,400	17,058	254,211	0
Civilian Pay	320,970	235,790	5,548	46,319	33,313
Reserve & National Guard Pay	0	0	0	0	0
Retired Military Pay	22,629	14,327	1,062	7,240	0
B. Contracts Over \$25,000 - Total	564,649	313,980	4,579	25,965	220,125
Supply and Equipment Contracts	237,667	9,706	49	4,425	223,487
RDI&E Contracts	0	0	0	0	0
Service Contracts	190,171	167,987	4,006	21,540	3,362
Construction Contracts	136,811	136,287	524	0	0
Civil Function Contracts	0	0	0	0	0
C. Grants	0	0	0	0	0
Prime Contracts Over \$25,000 (Prior Three Years)	Total	Army	Navy & Marine Corps	Air Force	Other Defense Activities
Fiscal Year 1996	\$558,290	\$296,053	\$586	\$32,370	\$229,281
Fiscal Year 1995	523,939	314,608	1,492	18,426	189,413
Fiscal Year 1994	425,455	217,359	374	26,453	181,269
Top Five Contractors Receiving the Largest Dollar Volume of Prime Contract Awards in this Country	Total Amount	Major Area of Work			
		FSC or Service Code Description			Amount
1. SSANGYONG (U.S.A.), INC.	\$153,985	Liquid Propellants & Fuel, Petroleum Base			\$153,985
2. SUNKYOUNG LTD	56,251	Fuel Oils			56,251
3. KOREA ELECTRIC POWER CORP	34,917	Electric Services			34,917
4. SHIN HEUNG ELECT CO	21,946	Guard Services			21,946
5. SHINIL ENGINEERING CO LTD CHOO	21,692	Troop Housing Facilities			19,113
Total of Above	\$288,791	(51.1% of total awards over \$25,000)			

Prepared by: Washington Headquarters Services
Directorate for Information
Operations and Reports

1/ For cost of operation information, refer to applicable DoD Budget Exhibits.

MAP NO. 64

NETHERLANDS



Prepared by: Washington Headquarters Services
Directorate for Information
Operations and Reports

NETHERLANDS

FISCAL YEAR 1997

(DOLLARS IN THOUSANDS)

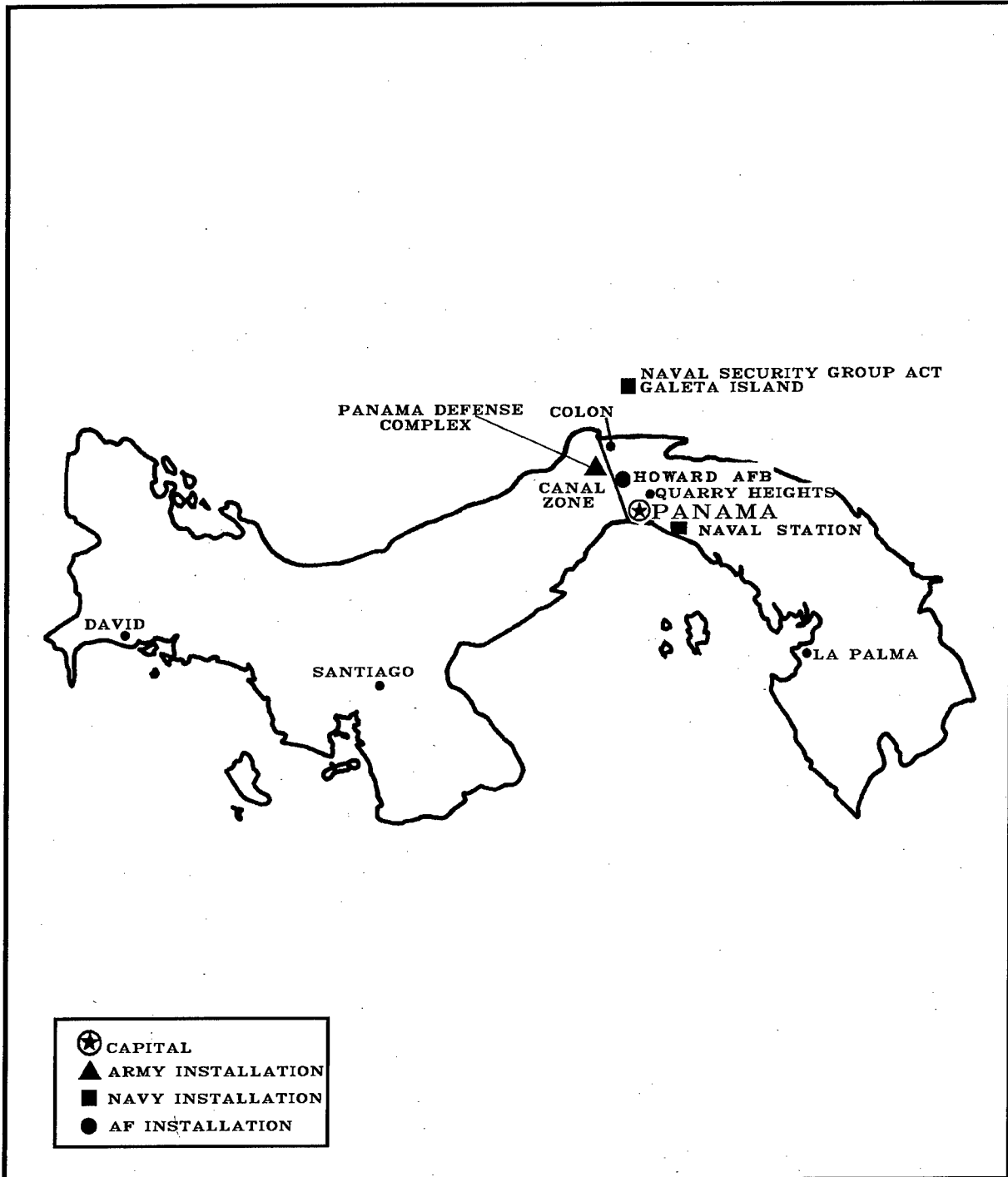
Personnel/Expenditures 1/	Total	Army	Navy & Marine Corps	Air Force	Other Defense Activities
I. Personnel - Total	2,359	1,258	87	823	191
Active Duty Military	703	383	30	290	0
Civilian	316	176	0	8	132
Military Dependents	1,242	671	56	515	0
U.S. Civilian Dependents	98	28	1	10	59
II. Expenditures - Total	\$93,550	\$58,365	\$1,947	\$26,149	\$7,089
A. Payroll Outlays - Total	35,863	13,705	1,423	15,853	4,882
Active Duty Military Pay	23,053	9,575	1,330	12,148	0
Civilian Pay	8,322	2,745	17	678	4,882
Reserve & National Guard Pay	0	0	0	0	0
Retired Military Pay	4,488	1,385	76	3,027	0
B. Contracts Over \$25,000 - Total	55,299	42,520	276	10,296	2,207
Supply and Equipment Contracts	8,376	531	133	7,561	151
RDT&E Contracts	398	180	101	117	0
Service Contracts	45,399	40,683	42	2,618	2,056
Construction Contracts	1,027	1,027	0	0	0
Civil Function Contracts	99	99	0	0	0
C. Grants	2,388	2,140	248	0	0
Prime Contracts Over \$25,000 (Prior Three Years)	Total	Army	Navy & Marine Corps	Air Force	Other Defense Activities
Fiscal Year 1996	\$77,100	\$41,582	\$497	\$6,536	\$28,485
Fiscal Year 1995	57,048	43,484	1,866	3,013	8,685
Fiscal Year 1994	57,564	45,407	1,317	7,360	3,480
Top Five Contractors Receiving the Largest Dollar Volume of Prime Contract Awards in this Country	Total Amount	Major Area of Work			
		FSC or Service Code Description			Amount
1. MINISTERIE VAN DEFENSIE	\$37,427	Other Housekeeping Services			\$37,427
2. UNITED TECHNOLOGIES CORPORATIO	5,106	Engine Fuel System Components, Aircraft & Gas Turbines and Jet Engines, Acft & Comps			2,487
3. PHILIPS ELECTRONICS NV	3,909	ADP Telecommunications & Transmission Serv			3,909
4. NETHERLAND PTT TELECOM BUSINES	1,599	Aircraft Landing Gear Components			1,599
5. SP AEROSPACE AND VEHICLE SYSTE	1,124				1,098
Total of Above	\$49,165	(88.9% of total awards over \$25,000)			

Prepared by: Washington Headquarters Services
Directorate for Information
Operations and Reports

1/ For cost of operation information, refer to applicable DoD Budget Exhibits.

MAP NO. 65

PANAMA



Prepared by: Washington Headquarters Services
Directorate for Information
Operations and Reports

PANAMA

FISCAL YEAR 1997

(DOLLARS IN THOUSANDS)

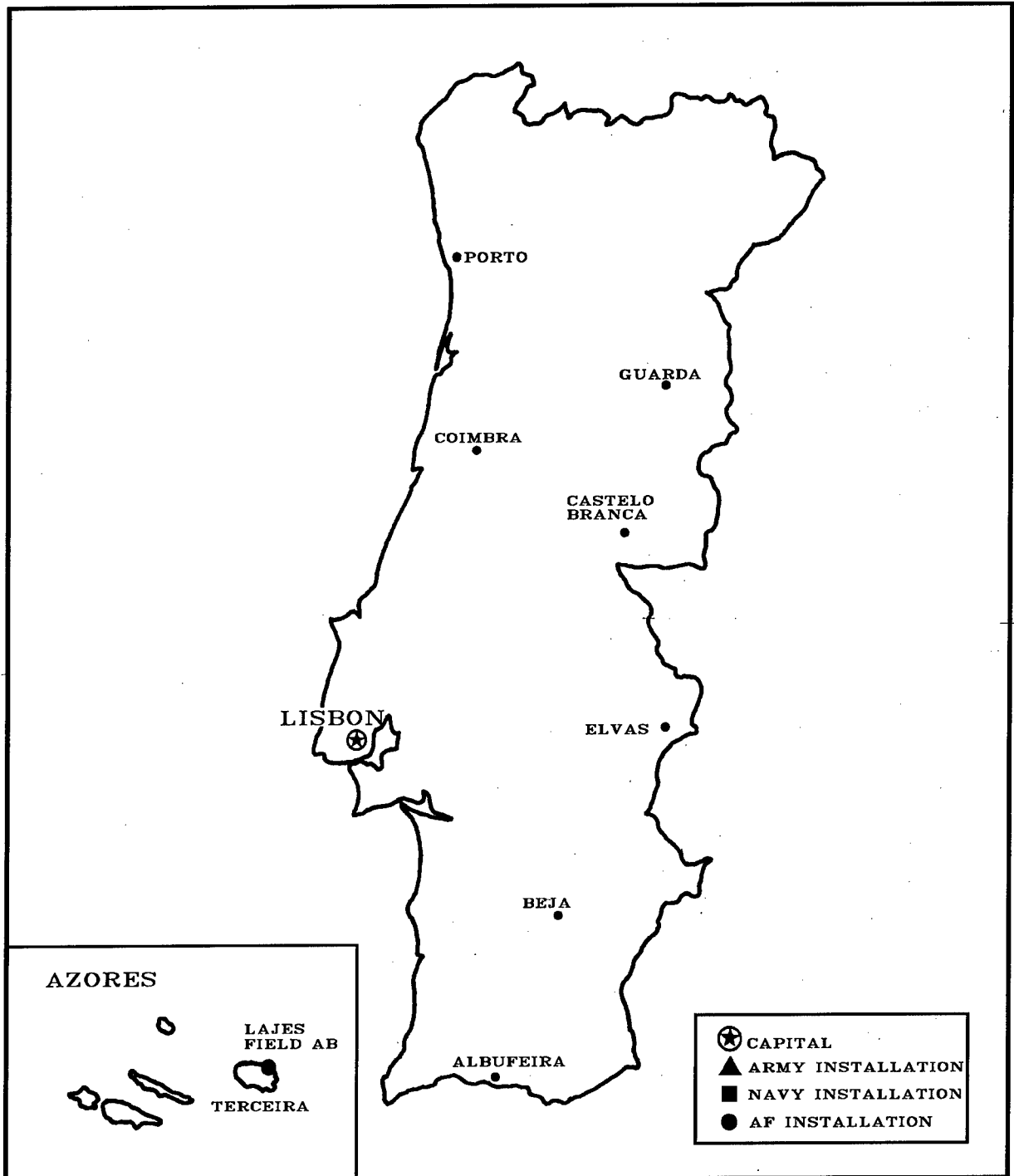
Personnel/Expenditures 1/	Total	Army	Navy & Marine Corps	Air Force	Other Defense Activities
I. Personnel - Total	17,662	10,305	1,375	4,977	1,005
Active Duty Military	5,400	2,853	733	1,814	0
Civilian	4,120	2,189	213	864	854
Military Dependents	5,796	3,318	339	2,139	0
U.S. Civilian Dependents	2,346	1,945	90	160	151
II. Expenditures - Total	\$346,244	\$153,573	\$31,471	\$117,941	\$43,259
A. Payroll Outlays - Total	292,088	120,031	30,379	113,777	27,901
Active Duty Military Pay	159,844	71,325	24,049	64,470	0
Civilian Pay	119,712	40,136	5,091	46,584	27,901
Reserve & National Guard Pay	2,015	2,015	0	0	0
Retired Military Pay	10,517	6,555	1,239	2,723	0
B. Contracts Over \$25,000 - Total	54,156	33,542	1,092	4,164	15,358
Supply and Equipment Contracts	20,065	4,852	0	165	15,048
RDT&E Contracts	337	337	0	0	0
Service Contracts	25,401	20,029	1,063	3,999	310
Construction Contracts	8,353	8,324	29	0	0
Civil Function Contracts	0	0	0	0	0
C. Grants	0	0	0	0	0
Prime Contracts Over \$25,000 (Prior Three Years)	Total	Army	Navy & Marine Corps	Air Force	Other Defense Activities
Fiscal Year 1996	\$64,893	\$41,735	\$2,391	\$10,350	\$10,417
Fiscal Year 1995	69,872	52,275	3,496	12,513	1,588
Fiscal Year 1994	61,668	45,647	9,729	5,992	300
Top Five Contractors Receiving the Largest Dollar Volume of Prime Contract Awards in this Country	Total Amount	Major Area of Work			
		FSC or Service Code Description			Amount
1. MOBIL CORPORATION	\$14,774	Fuel Oils			\$14,774
2. J & J MAINTENANCE INC	6,137	Facilities Operations Support Services			4,789
3. KUNKEL-WIESE INC	4,384	Other Miscellaneous Buildings			3,728
4. LOCKHEED MARTIN CORPORATION	4,002	Other Miscellaneous Buildings			3,451
5. UNIVERSAL SECURITY SA	2,549	Guard Services			2,549
Total of Above	\$31,846	(58.8% of total awards over \$25,000)			

Prepared by: Washington Headquarters Services
Directorate for Information
Operations and Reports

1/ For cost of operation information, refer to applicable DoD Budget Exhibits.

MAP NO. 66

PORTUGAL



Prepared by: Washington Headquarters Services
Directorate for Information
Operations and Reports

PORTUGAL

FISCAL YEAR 1997

(DOLLARS IN THOUSANDS)

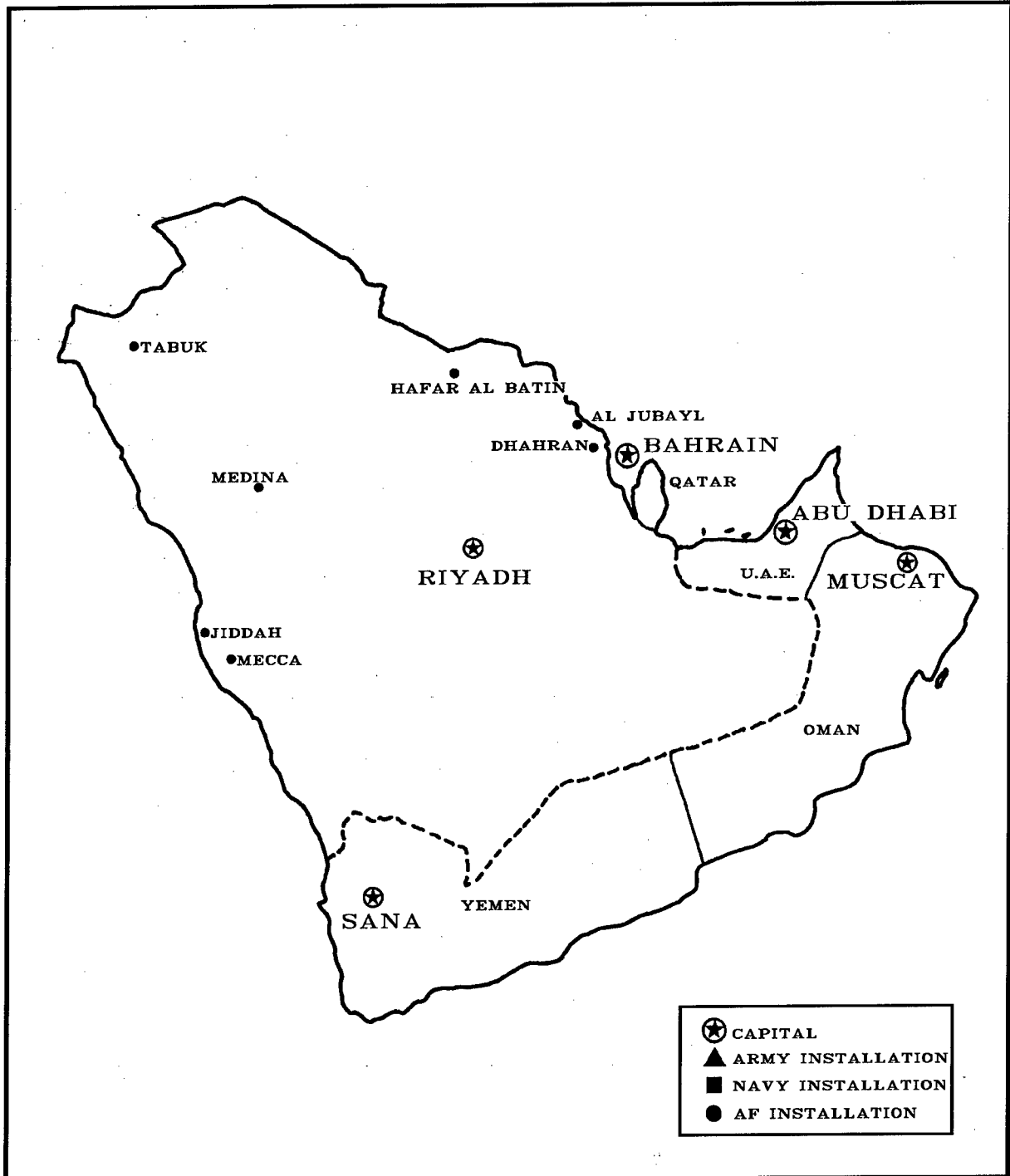
Personnel/Expenditures 1/	Total	Army	Navy & Marine Corps	Air Force	Other Defense Activities
I. Personnel - Total	3,448	29	171	3,084	164
Active Duty Military	1,066	22	73	971	0
Civilian	903	2	20	756	125
Military Dependents	1,373	5	78	1,290	0
U.S. Civilian Dependents	106	0	0	67	39
II. Expenditures - Total	\$70,785	\$935	\$12,579	\$48,895	\$8,376
A. Payroll Outlays - Total	51,820	935	3,363	43,460	4,062
Active Duty Military Pay	30,597	550	2,377	27,670	0
Civilian Pay	20,042	60	792	15,128	4,062
Reserve & National Guard Pay	0	0	0	0	0
Retired Military Pay	1,181	325	194	662	0
B. Contracts Over \$25,000 - Total	18,960	0	9,211	5,435	4,314
Supply and Equipment Contracts	4,447	0	413	0	4,034
RDT&E Contracts	0	0	0	0	0
Service Contracts	10,196	0	4,481	5,435	280
Construction Contracts	4,317	0	4,317	0	0
Civil Function Contracts	0	0	0	0	0
C. Grants	5	0	5	0	0
Prime Contracts Over \$25,000 (Prior Three Years)	Total	Army	Navy & Marine Corps	Air Force	Other Defense Activities
Fiscal Year 1996	\$37,301	\$53	\$14,830	\$19,211	\$3,207
Fiscal Year 1995	24,560	54	1,863	21,733	910
Fiscal Year 1994	18,233	0	4,844	8,514	4,875
Top Five Contractors Receiving the Largest Dollar Volume of Prime Contract Awards in this Country	Total Amount	Major Area of Work			
		FSC or Service Code Description			Amount
1. RITTER HOLDING AG	\$5,377	All Other Non-Building Facilities			\$2,776
2. PETROLEOS DE PORTUGAL	4,034	Fuel Oils			3,453
3. MENESES, MCFADDEN, CARTO	1,859	All Other Non-Building Facilities			1,001
4. MCC CONSTRUCTION CORPORATION	1,534	Maint/Other Miscellaneous Buildings			1,534
5. OGMA	610	Maint & Repair of Eq/Aircraft Structural C			610
Total of Above	\$13,414	(70.7% of total awards over \$25,000)			

Prepared by: Washington Headquarters Services
Directorate for Information
Operations and Reports

1/ For cost of operation information, refer to applicable DoD Budget Exhibits.

MAP NO. 67

SAUDI ARABIA



Prepared by: Washington Headquarters Services
Directorate for Information
Operations and Reports

SAUDI ARABIA

FISCAL YEAR 1997

(DOLLARS IN THOUSANDS)

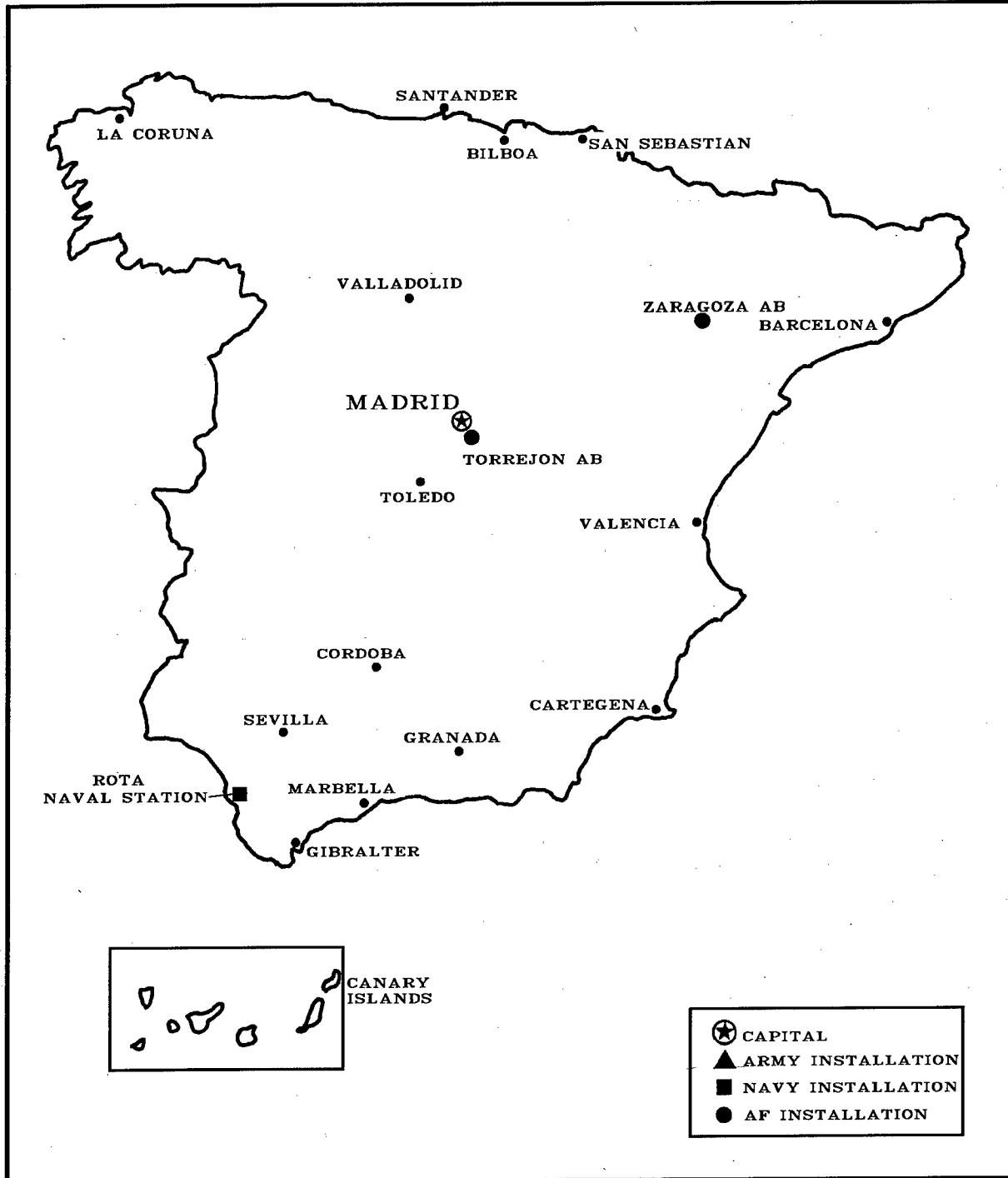
Personnel/Expenditures 1/	Total	Army	Navy & Marine Corps	Air Force	Other Defense Activities
I. Personnel - Total	2,258	1,770	78	333	77
Active Duty Military	1,722	1,429	67	226	0
Civilian	451	288	2	84	77
Military Dependents	75	53	8	14	0
U.S. Civilian Dependents	10	0	1	9	0
II. Expenditures - Total	\$1,006,145	\$510,017	\$38,269	\$411,925	\$45,934
A. Payroll Outlays - Total	83,339	48,867	5,790	24,485	4,197
Active Duty Military Pay	50,384	35,600	2,947	11,837	0
Civilian Pay	13,470	8,142	151	980	4,197
Reserve & National Guard Pay	0	0	0	0	0
Retired Military Pay	19,485	5,125	2,692	11,668	0
B. Contracts Over \$25,000 - Total	922,806	461,150	32,479	387,440	41,737
Supply and Equipment Contracts	205,538	146,022	5,762	12,017	41,737
RDT&E Contracts	0	0	0	0	0
Service Contracts	657,412	262,116	26,785	368,511	0
Construction Contracts	59,856	53,012	68	6,912	0
Civil Function Contracts	0	0	0	0	0
C. Grants	0	0	0	0	0
Prime Contracts Over \$25,000 (Prior Three Years)	Total	Army	Navy & Marine Corps	Air Force	Other Defense Activities
Fiscal Year 1996	\$531,877	\$393,933	\$5,359	\$115,036	\$17,549
Fiscal Year 1995	386,528	234,643	6,016	85,350	60,519
Fiscal Year 1994	591,008	462,148	10,117	44,325	74,418
Top Five Contractors Receiving the Largest Dollar Volume of Prime Contract Awards in this Country	Total Amount	Major Area of Work			
		FSC or Service Code Description			Amount
1. BOEING COMPANY, THE INC	\$205,717	Maint & Repair of Eq/Aircraft Structural C			\$208,992
2. BDM INTERNATIONAL INC	144,480	Maint & Repair of Eq/Aircraft Structural C			121,710
3. FMC- ARABIA	85,369	Logistics Support Services			85,369
4. ADVANCED ELECTRONIC COMPANY LT	69,241	Radio & TV Comm Equipment, Except Airborne			56,459
5. FMC CORPORATION	58,882	Logistics Support Services			29,523
Total of Above	\$563,689	(61.1% of total awards over \$25,000)			

Prepared by: Washington Headquarters Services
Directorate for Information
Operations and Reports

1/ For cost of operation information, refer to applicable DoD Budget Exhibits.

MAP NO. 68

SPAIN



Prepared by: Washington Headquarters Services
Directorate for Information
Operations and Reports

SPAIN

FISCAL YEAR 1997

(DOLLARS IN THOUSANDS)

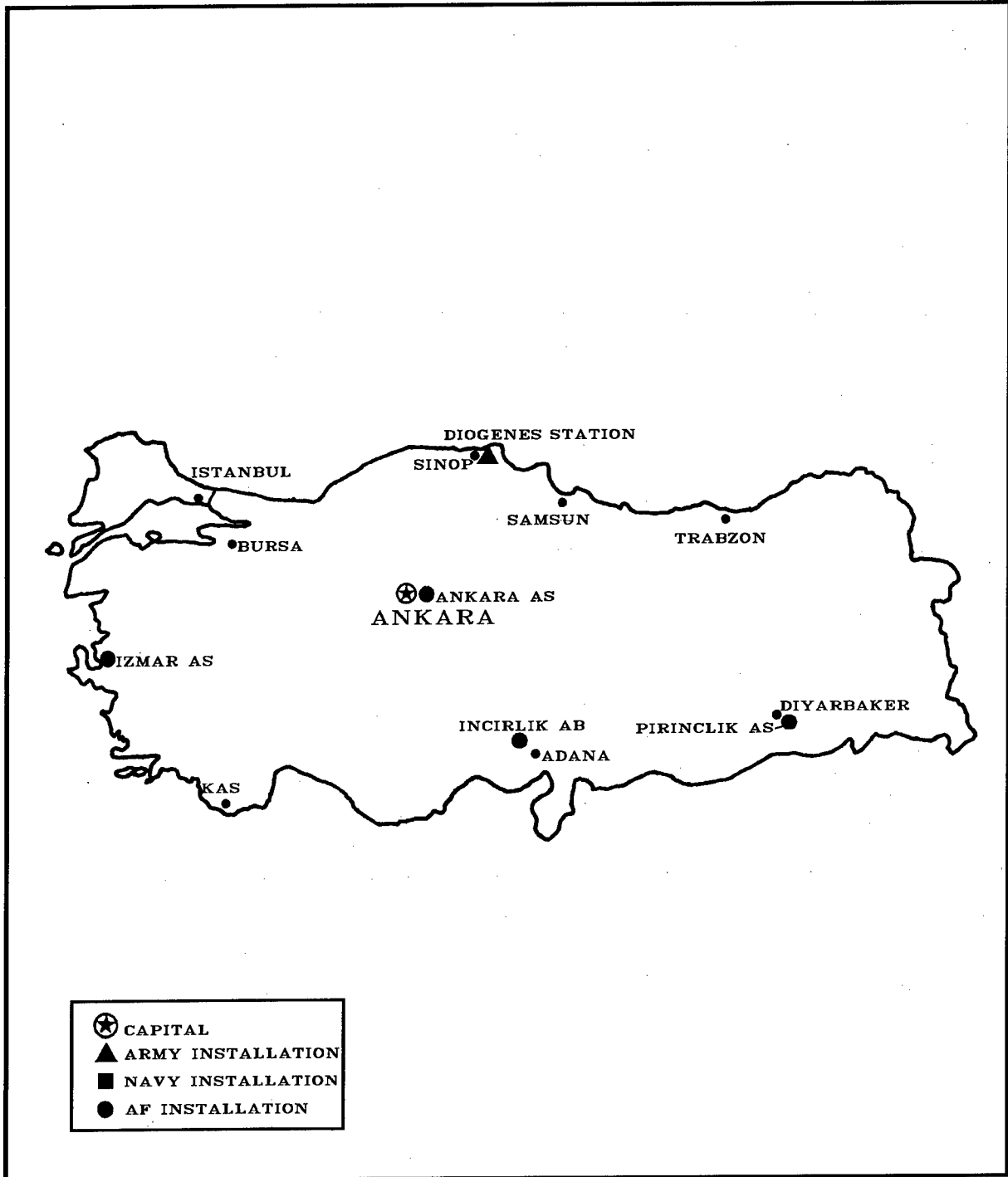
Personnel/Expenditures 1/	Total	Army	Navy & Marine Corps	Air Force	Other Defense Activities
I. Personnel - Total	7,381	27	6,415	622	317
Active Duty Military	3,575	14	3,229	332	0
Civilian	440	7	249	5	179
Military Dependents	3,078	6	2,790	282	0
U.S. Civilian Dependents	288	0	147	3	138
II. Expenditures - Total	\$347,848	\$2,066	\$162,817	\$37,264	\$145,701
A. Payroll Outlays - Total	150,819	1,714	122,633	18,249	8,223
Active Duty Military Pay	120,307	350	108,235	11,722	0
Civilian Pay	18,492	39	9,870	360	8,223
Reserve & National Guard Pay	0	0	0	0	0
Retired Military Pay	12,020	1,325	4,528	6,167	0
B. Contracts Over \$25,000 - Total	196,959	297	40,169	19,015	137,478
Supply and Equipment Contracts	160,110	0	25,001	729	134,380
RDT&E Contracts	0	0	0	0	0
Service Contracts	35,347	0	13,963	18,286	3,098
Construction Contracts	1,502	297	1,205	0	0
Civil Function Contracts	0	0	0	0	0
C. Grants	70	55	15	0	0
Prime Contracts Over \$25,000 (Prior Three Years)	Total	Army	Navy & Marine Corps	Air Force	Other Defense Activities
Fiscal Year 1996	\$171,863	\$2,692	\$64,257	\$17,164	\$87,750
Fiscal Year 1995	94,572	278	41,451	11,742	41,101
Fiscal Year 1994	243,830	1,670	78,167	20,458	143,535
Top Five Contractors Receiving the Largest Dollar Volume of Prime Contract Awards in this Country	Total Amount	Major Area of Work			
		FSC or Service Code Description			Amount
1. COMPANIA ESPANOLA DE PETROLEOS	\$88,387	Liquid Propellants & Fuel, Petroleum Base			\$88,387
2. WORLD FUEL SERVICES CORP	44,789	Fuel Oils			44,789
3. INDRA DTD SA	19,117	Misc Electrical & Electronic Components			6,213
4. PHILIPP HOLZMANN AKTIENGESELLS	12,288	Operation/Other Miscellaneous Buildings			12,288
5. C & C ENTERPRISES (PVT) LTD	5,182	Operational Training Devices			5,182
Total of Above	\$169,763	(86.2% of total awards over \$25,000)			

Prepared by: Washington Headquarters Services
Directorate for Information
Operations and Reports

1/ For cost of operation information, refer to applicable DoD Budget Exhibits.

MAP NO. 69

TURKEY



Prepared by: Washington Headquarters Services
Directorate for Information
Operations and Reports

TURKEY

FISCAL YEAR 1997

(DOLLARS IN THOUSANDS)

Personnel/Expenditures 1/	Total	Army	Navy & Marine Corps	Air Force	Other Defense Activities
I. Personnel - Total	6,613	620	48	5,488	457
Active Duty Military	2,864	277	34	2,553	0
Civilian	791	51	0	399	341
Military Dependents	2,782	292	14	2,476	0
U.S. Civilian Dependents	176	0	0	60	116
II. Expenditures - Total	\$222,366	\$19,528	\$4,592	\$180,888	\$17,358
A. Payroll Outlays - Total	115,447	9,252	1,282	92,153	12,760
Active Duty Military Pay	92,312	6,925	1,125	84,262	0
Civilian Pay	19,533	1,377	0	5,396	12,760
Reserve & National Guard Pay	0	0	0	0	0
Retired Military Pay	3,602	950	157	2,495	0
B. Contracts Over \$25,000 - Total	106,919	10,276	3,310	88,735	4,598
Supply and Equipment Contracts	3,302	0	0	2,624	678
RDT&E Contracts	40	0	0	40	0
Service Contracts	95,765	2,547	3,310	85,988	3,920
Construction Contracts	7,812	7,729	0	83	0
Civil Function Contracts	0	0	0	0	0
C. Grants	0	0	0	0	0
Prime Contracts Over \$25,000 (Prior Three Years)	Total	Army	Navy & Marine Corps	Air Force	Other Defense Activities
Fiscal Year 1996	\$102,793	\$6,010	\$78	\$88,363	\$8,342
Fiscal Year 1995	205,992	8,008	490	185,476	12,018
Fiscal Year 1994	110,649	3,148	835	91,769	14,897
Top Five Contractors Receiving the Largest Dollar Volume of Prime Contract Awards in this Country	Total Amount	Major Area of Work			
		FSC or Service Code Description			Amount
1. V B R JOINT VENTURE	\$50,695	Facilities*Operations Support Services			\$50,572
2. LOCKHEED MARTIN CORPORATION	19,071	Operation/Electronic & Communication Facil			19,878
3. AKTAS INSAAT - CENGIZ AKTAS	11,283	Maint/Fuel Supply Facilities			11,283
4. GENERAL DIRECTORATE OF PTT	3,748	ADP Telecommunications & Transmission Serv			3,748
5. FEDERAL REPUBLIC OF GERMANY	3,502	Air Traffic Control Towers			3,469
Total of Above	\$88,299	(82.6% of total awards over \$25,000)			

Prepared by: Washington Headquarters Services
Directorate for Information
Operations and Reports

1/ For cost of operation information, refer to applicable DoD Budget Exhibits.

MAP NO. 70

UNITED KINGDOM



Prepared by: Washington Headquarters Services
Directorate for Information
Operations and Reports

UNITED KINGDOM

FISCAL YEAR 1997

(DOLLARS IN THOUSANDS)

Personnel/Expenditures 1/	Total	Army	Navy & Marine Corps	Air Force	Other Defense Activities
I. Personnel - Total	30,262	1,300	3,725	23,895	1,342
Active Duty Military	11,379	405	1,378	9,596	0
Civilian	2,328	307	461	606	954
Military Dependents	15,423	573	1,661	13,189	0
U.S. Civilian Dependents	1,132	15	225	504	388
II. Expenditures - Total	\$830,626	\$55,019	\$221,309	\$465,107	\$89,191
A. Payroll Outlays - Total	545,051	19,433	83,289	402,893	39,436
Active Duty Military Pay	408,936	10,125	52,763	346,048	0
Civilian Pay	89,621	5,358	22,953	21,874	39,436
Reserve & National Guard Pay	762	0	762	0	0
Retired Military Pay	45,732	3,950	6,811	34,971	0
B. Contracts Over \$25,000 - Total	280,879	34,239	135,825	61,457	49,358
Supply and Equipment Contracts	163,210	28,766	75,820	32,120	26,504
RDT&E Contracts	31,433	4,801	9,409	11,763	5,460
Service Contracts	85,290	607	49,715	17,574	17,394
Construction Contracts	881	0	881	0	0
Civil Function Contracts	65	65	0	0	0
C. Grants	4,696	1,347	2,195	757	397
Prime Contracts Over \$25,000 (Prior Three Years)	Total	Army	Navy & Marine Corps	Air Force	Other Defense Activities
Fiscal Year 1996	\$510,630	\$24,918	\$366,185	\$24,832	\$94,695
Fiscal Year 1995	464,051	47,106	320,530	33,705	62,710
Fiscal Year 1994	419,062	71,352	200,032	44,135	103,543
Top Five Contractors Receiving the Largest Dollar Volume of Prime Contract Awards in this Country	Total Amount	Major Area of Work			
		FSC or Service Code Description			Amount
1. ROLLS-ROYCE PLC	\$39,491	Installation of Eq/Engines, Turbines & Com			\$28,567
2. THE GENERAL ELECTRIC CO. PLC	39,449	Radio Navigation Equipment, Airborne			19,523
3. GRASEBY PLC	20,066	Hazard-Detecting Instruments & Apparatus			19,393
4. RAYTHEON COMPANY INC	14,007	Radio Navigation Equipment, Airborne			14,007
5. MARTIN-BAKER (ENGINEERING) LTD	11,352	Msl Aircraft Accessories and Components			3,844
Total of Above	\$124,365	(44.3% of total awards over \$25,000)			

Prepared by: Washington Headquarters Services
Directorate for Information
Operations and Reports

1/ For cost of operation information, refer to applicable DoD Budget Exhibits.