

REPORT DOCUMENTATION PAGE

Form Approved
OMB No. 0704-0188

Public reporting burden for this collection of information is estimated to average 1 hour per response, including the time for reviewing instructions, searching existing data sources, gathering and maintaining the data needed, and completing and reviewing the collection of information. Send comments regarding this burden estimate or any other aspect of this collection of information, including suggestions for reducing this burden, to Washington Headquarters Services, Directorate for Information Operations and Reports, 1215 Jefferson Davis Highway, Suite 1204, Arlington, VA 22202-4302, and to the Office of Management and Budget, Paperwork Reduction Project (0704-0188), Washington, DC 20503.

1. AGENCY USE ONLY (Leave blank)	2. REPORT DATE October 1997	3. REPORT TYPE AND DATES COVERED Annual (1 Oct 96 - 30 Sep 97)
---	---------------------------------------	--

4. TITLE AND SUBTITLE Health Status of Military Women in the Total Force	5. FUNDING NUMBERS DAMD17-96-2-6021
--	---

6. AUTHOR(S) Robert M. Bray	
---------------------------------------	--

7. PERFORMING ORGANIZATION NAME(S) AND ADDRESS(ES) Research Triangle Institute Research Triangle Park, NC 27709-2194	8. PERFORMING ORGANIZATION REPORT NUMBER 6728/01/AR97
---	---

9. SPONSORING/MONITORING AGENCY NAME(S) AND ADDRESS(ES) U.S. Army Medical Research and Materiel Command Fort Detrick, Maryland 21702-5012	10. SPONSORING/MONITORING AGENCY REPORT NUMBER
--	---

11. SUPPLEMENTARY NOTES	19980212 071
--------------------------------	--------------

12a. DISTRIBUTION / AVAILABILITY STATEMENT Approved for public release; distribution unlimited	12b. DISTRIBUTION CODE
--	-------------------------------

13. ABSTRACT (Maximum 200 words)
The study of *Health Status of Military Women and Men in the Total Force* will obtain comprehensive probability-based epidemiological data for women and men across all pay grades for active-duty Army, Air Force, and Guard/Reserve components. These data will be combined with comparable data from a Naval Health Research Center survey of active-duty Navy and Marine Corps personnel to form a comprehensive dataset for the Total Force. Principal study objectives are to

- (a) examine the health status of military women and men in six general areas: reproductive health, medical history and nutritional status, mental health, lifestyle factors, occupational/environmental risks and stressors, and use of health services;
- (b) examine the effects of military women's and men's physical health conditions or emotional problems on military work;
- (c) examine the impact of military service on the health status of military women and men; and
- (d) examine factors associated with health care utilization, satisfaction, and access to health services.

This Annual Report discusses major activities of Year 1, including questionnaire development and pilot testing, sample design, and data collection planning. In addition, it notes research activities planned for Year 2.

14. SUBJECT TERMS Defense Women's Health Research Program, health status, reproductive health, mental health, health promotion, healthcare utilization	15. NUMBER OF PAGES 97
	16. PRICE CODE

17. SECURITY CLASSIFICATION OF REPORT Unclassified	18. SECURITY CLASSIFICATION OF THIS PAGE Unclassified	19. SECURITY CLASSIFICATION OF ABSTRACT Unclassified	20. LIMITATION OF ABSTRACT Unlimited
--	---	--	--

AD_____

Cooperative Agreement Number DAMD17-96-2-6021

TITLE: Health Status of Military Women in the Total Force

PRINCIPAL INVESTIGATOR: Robert M. Bray, Ph.D.

CONTRACTING ORGANIZATION: Research Triangle Institute
Research Triangle Park, NC 27709-2194

REPORT DATE: October 1997

TYPE OF REPORT: Annual

PREPARED FOR: U.S. Army Medical Research and Materiel Command
Fort Detrick, Maryland 21702-5012

DISTRIBUTION STATEMENT: Approved for public release;
distribution unlimited

The views, opinions and/or findings contained in this report are those of the author(s) and should not be construed as an official Department of the Army position, policy or decision unless so designated by other documentation.

DTIC QUALITY INSPECTED 4

FOREWORD

Opinions, interpretations, conclusions and recommendations are those of the author and are not necessarily endorsed by the U.S. Army.

_____ Where copyrighted material is quoted, permission has been obtained to use such material.

_____ Where material from documents designated for limited distribution is quoted, permission has been obtained to use the material.

_____ Citations of commercial organizations and trade names in this report do not constitute an official Department of Army endorsement or approval of the products or services of these organizations.


_____ In conducting research using animals, the investigator(s) adhered to the "Guide for the Care and Use of Laboratory Animals," prepared by the Committee on Care and Use of Laboratory Animals of the Institute of Laboratory Resources, National Research Council (NIH Publication No. 86-23, Revised 1985).

X For the protection of human subjects, the investigator(s) adhered to policies of applicable Federal Law 45 CFR 46.

_____ In conducting research utilizing recombinant DNA technology, the investigator(s) adhered to current guidelines promulgated by the National Institutes of Health.

_____ In the conduct of research utilizing recombinant DNA, the investigator(s) adhered to the NIH Guidelines for Research Involving Recombinant DNA Molecules.

_____ In the conduct of research involving hazardous organisms, the investigator(s) adhered to the CDC-NIH Guide for Biosafety in Microbiological and Biomedical Laboratories.



PI - Signature

10-31-97

Date

Table of Contents

Section	Page
Front Cover	1
Standard Form (SF) 298, Report Documentation Page	2
Foreword	3
Table of Contents	4
1.0 Introduction	5
1.1 Objectives	5
1.2 Background	6
2.0 Year 1 Activities	9
2.1 Advisory Group Meetings	9
2.2 Questionnaire Development	10
2.3 Pilot Test	12
2.4 Sample Design	13
2.5 Data Collection Planning	16
2.6 Study Clearances	17
3.0 Summary and Conclusions	17
References	19
Appendices	23
A 1997 Total Force Health Assessment (Draft Questionnaire)	23
B Total Force Health Assessment Pretest Debriefing Form	45
C Preliminary Sampling Design Reports	53
D RTI Cover Letter to Questionnaire	97

HEALTH STATUS OF MILITARY WOMEN AND MEN IN THE TOTAL FORCE

YEAR 1 ANNUAL REPORT

1.0 Introduction

Much prior research on health issues has focused generally on military men and on the active-duty Services of the Military. Consequently, broad-based epidemiological data about military women are lacking, and no comprehensive health status data are available across all components of the Total Force. The present investigation will provide, for the first time, probability-based epidemiological data on women's and men's health status for the Total Force, encompassing personnel serving in the Active military and in the Guard/Reserve components.

This project builds on a recent study (Perceptions of Wellness and Readiness [POWR]) conducted jointly by the Naval Health Research Center (NHRC) and Research Triangle Institute (RTI) of active-duty Navy and Marine Corps personnel. Specifically, it expands the target population of the POWR study to encompass the active-duty Army and Air Force and the full set of Guard/Reserve components. Information from the two surveys will be combined wherever possible to yield comprehensive broad-based epidemiological data on women's and men's health status for the Total Force. In addition to analyzing the wide array of resulting military data, it also will compare military data with civilian data from selected civilian surveys, such as the National Health Interview Survey (NHIS) and the National Health and Nutrition Examination Survey (NHANES). Military data will represent women and men across all pay grades throughout the world, and results will be generalizable to women and men in all components of the Armed Forces. Civilian data will represent women and men throughout the Nation.

This report describes progress on the study during Year 1 and project plans for Year 2.

1.1 Objectives

The overriding aim of the study is to provide comprehensive broad-based epidemiological data on the health status of women and men in all components of the Total Force, both Active and Guard/Reserve. To achieve this aim, the design, analyses, and reporting of the research will be guided by four broad objectives:

- Examine the health status of military women and men in six general areas: reproductive health, medical history and nutritional status, mental health, lifestyle factors, occupational/environmental risks and stressors, and use of health services.

- Examine the effects of military women's and men's physical health conditions or emotional problems on military work.
- Examine the impact of military service on the health status of military women and men.
- Examine factors associated with health care utilization, satisfaction, and access to health services.

These findings will have high significance to the Military in general and military women in particular because they will for the first time provide broad-based data for the Total Force that have important implications for readiness. More specifically, they will (a) provide baseline epidemiological data on a wide range of health problems, risk factors, and health care needs and practices; (b) classify subgroups of women and men within and across Active and Guard/Reserve components who are most at risk of experiencing health problems; (c) suggest areas where health promotion and other interventions can be targeted to improve military women's and men's health; and (d) specify gaps in understanding that are in need of further study.

1.2 Background

The shift in the U.S. Military from a conscription-based to an all-volunteer force in 1973, along with increased social acceptance of women's involvement in traditionally male-dominated occupations, has created new opportunities for an increasing number of women in the Military. In the early 1980s, less than 10% of the Armed Forces were women,^{1,2} but by 1995 that percentage was approximately 14% of the force for a total of nearly 200,000 women.³

Although women in the U.S. Military have traditionally tended to be in administrative support or health-related occupational specialties, such as nursing, all occupations in principle are open to women except those related to direct offensive ground combat.⁴⁻⁶ In the Persian Gulf War, however, approximately 33,000 women served in combat-support roles, including airplane and helicopter pilots, construction and repair, and artillery direction.⁷

In addition to safety concerns for women who might be near direct combat operations, the Persian Gulf War and other events have raised concerns about the potential impact of military service upon women's health. These include the risk of stress-related health problems associated with minority status in a predominantly male environment, the risk of reproductive hazards associated with exposure to hazardous materials, or the risk of injury if women are in more physically demanding occupational specialties as opposed to administrative or medical

specialties. Similarly, concern has also been raised about the potential impact of women's health problems upon overall military readiness.⁴

Partly in reflection of the large proportion of males in the Military, however, much prior research on the health of military personnel has either involved all-male samples within individual Services,⁸⁻¹¹ or it has included both military women and men but has generally not provided gender-specific estimates.^{12,13} Prior health-related studies that have been conducted among military women, such as the 1989 DoD Women's Health Survey,¹⁴ the 1992 Navy Personnel Research and Development Center (NPRDC) survey of pregnancy among enlisted women, and Hoiberg and White's study of hospitalizations among Navy women,⁴ have tended to focus on a narrow aspect of military women's health issues (e.g., pregnancy, hospitalizations) or have not allowed estimation of baseline disease prevalence rates.

In addition, military population surveys do not offer the same degree of detailed epidemiological data on health status and health behaviors as are available for the civilian population through such studies as the National Health and Nutrition Examination Survey (NHANES),¹⁵⁻¹⁷ the National Health Interview Survey (NHIS),¹⁸ the Behavioral Risk Factor Surveillance System (BRFSS),¹⁹ and the Epidemiological Catchment Area (ECA) study.²⁰ Five recent DoD-wide surveys have provided some population-based health data on active-duty members: the 1992 Worldwide Survey of Substance Abuse and Health Behaviors Among Military Personnel,²¹ the 1992 DoD Survey of Military Medical Care Beneficiaries,²² the 1989 DoD Women's Health Survey,¹⁴ the 1995 DoD Survey of Health Related Behaviors Among Military Personnel²³ and the 1994-95 health care survey of DoD beneficiaries. Unfortunately, none of these studies allows extensive estimation of baseline disease prevalence rates or provides comprehensive data about nutritional status, mental status, exposure to trauma/environmental hazards, reproductive history, stressors, or lifestyle factors. Additional research is needed to better assess these issues and their impact on the use of health services and on the readiness of military women.

Studies of health service utilization of military women have found that military women are more likely to use health services than military men, a finding consistent with research in the civilian population.²⁴⁻²⁶ Nice and Hilton found that Navy shipboard women used health care resources at a significantly higher rate than did men, with a female-to-male visit ratio of 1.44 for all visits and 1.21 when all sex-specific diagnoses were excluded.²⁷ Similarly, a study of the health status of women in the Army demonstrated that Army women used health care resources more frequently than Army men did.²⁸ In addition, Navy enlisted women have considerably higher rates of hospitalization than do enlisted men, with pregnancy-related conditions accounting for nearly one-third of women's hospitalizations.²⁹

In one study of enlisted Navy men and women, mental disorders were the second leading cause for hospitalization, after injuries for men, and after pregnancy-related conditions for women.²⁹ However, a study of sex differences in sick call diagnoses aboard U.S. Navy ships found significantly higher rates of personality disorder, stress, and adjustment reactions, and other symptoms and syndromes (e.g., eating and sleep disorders) among women.³⁰ Also, women soldiers deployed during the Persian Gulf War were almost twice as likely as men to be diagnosed with psychiatric disorders.³¹ However, these higher rates may reflect women's greater propensity to use health services, as noted above. Further, most studies have not controlled for known demographic, psychosocial, or Service-related differences between the sexes in the assessment of their disorder rates. More definitive data are needed to understand the extent of mental disorders and the need for additional prevention and/or intervention services.

Reproductive issues are of major concern not only for policy purposes (e.g., manning ships and staffing combat positions), but also for specialized health care. An NHRC study found that age-specific birth rates for Navy enlisted women were 10% to 50% less than for civilians.³² The same study also reported that active-duty enlisted Navy women had an ectopic pregnancy rate twice that of civilian women. However, baseline information on known risk factors (e.g., lifestyle, reproductive history, and history of sexually transmitted diseases [STDs]) for adverse reproductive outcomes was not available. Therefore, adequate inferences could not be made about the high rate of ectopic pregnancies in enlisted Navy women.

Findings from these studies might suggest that stressors associated with being a woman in the Military or exposure to hazardous materials could be adversely affecting the health of military women. However, many of these studies have focused on only one Service (e.g., the Navy), have not taken into account risk factors that could explain differences between military women and men, or have not collected sufficient baseline information to examine relationships between a particular risk factor (e.g., exposure to hazardous chemicals) and health outcomes. To better understand and evaluate the effect of an expanded role for women, a clear understanding of health, lifestyle, and fitness variables must be ascertained to serve as a basis for subsequent comparisons.

This study attempts to address a number of these gaps in information by generating baseline information related to six general health issue areas: (a) reproductive health, (b) medical history and nutritional status, (c) mental health, (d) lifestyle factors, (e) occupational/environmental risks and stressors, and (f) use of health services. When combined with data from the POWR survey of active-duty Navy and Marine Corps personnel, this research will provide important baseline information on the health status of military women and men in the Total Force, including the Guard/Reserve components. The results of this survey will provide the

means to evaluate women's health status in the Total Force, an issue of considerable importance as the demographic profile of the Military changes over the next few years and as women move into occupations that have traditionally been dominated by men. In addition, some information will be collected using methodology and measures similar to those used in national civilian surveys and, therefore, will be comparable to civilian population data. Taken together, findings from this research can reaffirm or guide current policies on occupation and medical care in the Military, particularly with regard to issues reflecting the health of military women.

2.0 Year 1 Activities

The first year of the project has been devoted to building support for the study among the Military Services, refining the study instrument and procedures, and obtaining needed clearances. More specifically, we have assembled an advisory committee from the Military Services and held four meetings of the committee, developed and pilot tested a questionnaire for the study, refined the sampling design and data collection plans, and obtained human subjects approval and clearance for a Report Control Symbol (RCS) for the study. This section provides details about these activities.

2.1 Advisory Group Meetings

Shortly after the project was awarded in October 1996, we embarked on a process of developing support for the study among the Military community. Our basic approach was to enlist the support of an advisory committee with representatives from all of the Services and Reserve Components that would be involved in the study (Active Army, Active Air Force, Army National Guard, Army Reserve, Air National Guard, Air Reserve, Marine Corps Reserve, Navy Reserve). DoD Reserve Affairs assisted us in obtaining contacts for the various Reserve Components. In addition, representatives from other Military offices that we worked with during the proposal period agreed to serve on the committee and support the study from the Active Army, Air Force, and Army National Guard. Currently, the advisory group is comprised of representatives from the following offices:

- U.S. Army Center for Health Promotion and Preventive Medicine;
- U.S. Army Medical Research and Materiel Command;
- U.S. Army National Guard Readiness Center;
- Office of the Chief of the Army Reserve;
- Office of the Secretary of Defense, Reserve Affairs;
- U.S. Naval Reserve Health Care Programs Branch;
- U.S. Navy Bureau of Medicine and Surgery;

- Headquarters, U.S. Marine Corps;
- Headquarters, Air Force Medical Operation Agency, Office of the Surgeon General;
- Air Force Office for Prevention and Health Services Assessment; and
- Office of the Assistant Secretary of Defense, Health Affairs.

During Year 1, the study team held four meetings at the RTI-Washington, DC, office with the advisory group. As a result of these meetings, the advisory group members have had significant influence and input into the development of the questionnaire and survey methods. They also have been invaluable in building support for the study among their Service components. Despite their overall support, some members of the group have been outspoken and have taken issue with some aspects of the study design. For example, there was considerable discussion about whether men should be included in the survey because a major focus of the investigation was on women's health issues. Fortunately, all of these differences have been resolved successfully.

2.2 Questionnaire Development

When we began the Total Force study, our intention was to use the questionnaire developed by NHRC for their POWR study with a few modifications to make it applicable to the Reserve components. POWR was designed to assess the health status of active-duty Navy and Marine Corps personnel with regard to reproductive health, medical history and nutritional status, mental health, lifestyle factors, occupational/environmental risks and stressors, and use of health services. In developing the POWR questionnaire, NHRC gave priority to using well-established instruments that (a) had published and reliable psychometric properties, (b) were appropriate to an active-duty military population, and (c) were brief. Emphasis was on using questions from standardized large national health surveys and other military surveys for comparability.

Early in discussions with the advisory group, it became apparent that several members had reservations about using the POWR questionnaire for the Total Force survey and that a number of changes were going to be necessary to address their concerns. The number of proposed revisions to POWR prompted the advisory group to ask us to revisit the utility of POWR compared to other questionnaires. To be responsive to their concerns, the study team agreed to revise the questionnaire. Consequently the advisory group became active participants in reviewing and shaping the content of the questionnaire and provided valuable insight into current military issues. Not only did they propose new issues for us to include in the Total Force questionnaire, but they also suggested areas to expand and to delete.

As a result of our initial advisory group meeting, we spent many hours reviewing alternative instruments and comparing them with the POWR instrument. As a part of this review process, we also consulted with the NHRC about their analyses of the POWR data. We wanted to retain as much of POWR as possible to preserve our ability to link our data to the POWR data at the end of our data collection.

In developing the Total Force questionnaire, some items were added to provide more in-depth information about basic study constructs and about recent emerging themes for the Military. In addition, some items were deleted from the POWR questionnaire based on preliminary analysis of POWR data or critique from the study advisors. Working with the advisors, we have been able to understand each Service's needs, attend to their concerns, and obtain their advice throughout this process. In addition to their input during meetings, the advisors' availability outside meetings has also facilitated our questionnaire development efforts.

The result was a new instrument we are calling the Total Force Health Assessment that maintains many components of POWR, but varies in a number of ways. More specifically, In comparison to POWR, the Total Force Health Assessment has

- reorganized the demographics section;
- included questions about paying for medical/dental bills and insurance coverage;
- added questions to assess sexual risk-taking behavior;
- expanded the preventive health section;
- omitted the current medications section;
- eliminated the Hopkins 21-symptom checklist, which examines anxiety (because it was highly correlated with the Center for Epidemiological Studies—Depression [CES-D] scale);
- expanded the time horizon for measuring stress;
- increased the number of questions assessing tobacco use;
- increased the number of questions assessing alcohol use;
- rephrased questions related to child rearing;
- expanded the deployment section to assess satisfaction with facilities during deployment, re-entry stressors, and deployment deferrals;

- reformulated the occupational exposure section;
- added questions to examine how pregnancy may limit work performance; and
- modified the questions pertaining to planned pregnancies and prenatal care.

The draft questionnaire for the Total Force Health Assessment appears in Appendix A.

2.3 Pilot Test

To assess the utility of the Total Force questionnaire, a pilot test was conducted among personnel from the Guard, Reserve, and Active components. This was done using group administrations, with 185 people (104 men and 81 women). After respondents finished the instrument, debriefing sessions were held with military personnel as they exited the group administrations. These debriefing sessions allowed us to explore specific issues about the questionnaire in-depth and were particularly beneficial in highlighting issues needing attention in the instrument (see Appendix B for a copy of the debriefing questions).

The final revisions to the Total Force questionnaire include

- expanding the illnesses and injuries section to capture those that limit the respondent's ability to work in his/her non-military job;
- assessing the respondent's strategies for coping with stress;
- exploring the cause of any deterrence to receiving health care services;
- making the exercise section more concise;
- increasing the number of questions about contraceptive methods;
- introducing a skip pattern that allows respondents who have not had or who have not used birth control to skip the questions about contraceptive methods;
- adding a definition for physical, sexual, and emotional abuse;
- substituting a different scale to measure the respondent's level of anger;
- revising the deployment section to focus more on the respondent's last deployment;
- reformulating the definition for deployment;

- rephrasing questions related to occupational hazards;
- allowing female respondents who have had a hysterectomy to skip questions related to their menstrual cycles or uterine problems;
- allowing female respondents who have never been pregnant to skip pregnancy-related questions; and
- introducing questions that assess women's ability to work throughout their pregnancies.

We are in the process of finishing these revisions to the Total Force questionnaire so that it will be ready to go into the field in January 1998. As a result of the numerous rounds of revisions the Total Force questionnaire has undergone, we have lost much of the comparability to the POWR survey. Although we have tried to retain comparability wherever possible, especially in regard to the psychosocial scales included in POWR, our greater priority has been to create an instrument that would better serve the Total Force.

2.4 Sample Design

The data for the Total Force study will be collected using a stratified random sampling design. Strata will be constructed to control the distribution of the sample with respect to the following factors:

- duty location at two levels: Continental U.S. (CONUS), Outside CONUS (OCONUS);
- Service component at three levels: Active-Duty Army, Active-Duty Air Force, and Ready Reserve (Army National Guard, U.S. Army Reserve, U.S. Naval Reserve, U.S. Marine Corps Reserve, Air National Guard, U.S. Air Force Reserve);
- gender at two levels: male, female;
- pay grade group at five levels: E1 - E3, E4 - E6, E7 - E9, O1 - O3 and W1 - W5, O4-O10; and
- race/ethnicity at two levels: white, nonwhite.

Source information for constructing and stratifying the sampling frame will be extracted from the Active Duty Master File (ADMF) and the Reserve Components Common Personnel Data System (RCCPDS) maintained by the Defense Manpower Data Center (DMDC).

The allocation of the total sample to the stratum cells will be determined in response to precision requirements imposed on specified key reporting domains. Domains for this purpose have been identified in a preliminary design. This candidate design assumes a mail survey methodology. Key reports from the preliminary sample design are included in Appendix C and are described below.

The Domain Data Report lists the key reporting domains, prevalences, and variance constraints upon which the design is developed. The Stratum Sizes Report lists the strata we have developed at this point to control the distribution of the sample with respect to the representation of the key domains. The Sample Allocation Report shows the minimum cost allocation of a sample of total size 50,000 (approximately) that will satisfy the variance constraints given in the Domain Data Report. Finally, the Domain Results Report shows which of the domain constraints are driving the solutions (and by implication the costs), the precision we expect given the sample allocation reported in the Sample Allocation Report, and the design effect associated with each of the key domain prevalence estimates.

The sample allocation was computed by first constructing equations that describe the variable survey costs and domain-level variances. The equations, together with the inequality variance constraints implied by the domain-level precision requirements, are combined in an objective function that is minimized subject to the set of variance constraints. The allocation solutions obtained are those that achieve the imposed precision requirements for the least cost. Under another contract, RTI has developed a computer-assisted sample development and evaluation tool for the DMDC that has been used to construct the strata, define the key domains, compute the minimum cost allocation, and evaluate the expected performance of the sampling design.

A total sample size large enough to yield 30,000 observations is planned. We are assuming an overall response rate of 60%, implying a total sample size of 50,000 persons. However, the response rate depends on a number of factors, such as the perceived importance of the study to the surveyed population, the length and complexity of the questionnaire, the follow-up procedures used to obtain information from initially uncooperative individuals, and the Service component, pay grade, race/ethnicity, and to a lesser extent the gender of the sampled person. Hence to some degree, the experienced overall response rate depends on how the sample is allocated.

Current plans are to use weighting class adjustments and post-stratification adjustments as the basis for missing data (nonresponse) compensation. Weighting classes will initially be constructed to be congruent with the design strata. Should the experienced response patterns

necessitate collapsing of the initially defined classes (because of few respondents in some classes), consideration will be given to using (inverse) response propensity weighting in place of weighting class adjustments. The two procedures are equivalent when the response propensity model includes the interaction terms implied by the weighting classes. However, the response propensity procedure has superior properties when weighting classes are collapsed. Because the model includes the main effects, the full sample weighted distributions of the control variables are reproduced (which is not the case for weighting class adjustments when some of the classes are collapsed).

Further, depending on the availability of information, the modeling approach allows the inclusion of terms related to differences in the response variable values between respondents and nonrespondents. Weighting classes, on the other hand, assume that the averages of the response variable values for respondents and nonrespondents are the same within each class. Note also that the performance of the model can be evaluated using standard regression-based procedures.

Sample subgroups (i.e., key reporting domains) have been defined in terms of Service, gender, pay grade group, and race/ethnicity. The precision requirements for the survey are specified in terms of the maximum values of the sampling variances to be associated with estimates of domain proportions. For this purpose, the values of the proportions in each domain are specified along with their variances. The specifications are reasonably based on policy and program considerations. For example, a policy and/or program response might be undertaken by a Service if, say, 10% of the women in that Service were to report a level of stress that affected their performance on the job. If such were the case, then the survey could be designed to provide estimates of 10% with a confidence interval no more than, say, plus or minus 2% for domains defined in terms of women within Services.

Such specifications are not yet in place and will be developed in consultation with the advisory group for the study. The process is likely to be iterative insofar as the specified precision requirements are necessarily constrained by the budget appropriated for collecting, editing, and processing the sample data.

Given the precision requirements, the final step involves computing the sizes of each of the domains in each of the design strata, combining the size information with the specified values of the domain proportions and associated variances, and computing that allocation of the total sample that will satisfy the total set of variance constraints for the least cost. The sample allocation is the number of observations required from each of the design strata. The allocation solutions obtained are then inflated to allow for the expected stratum-level response rates.

2.5 Data Collection Planning

We are currently in the process of finalizing our data collection plans and expect to use two different data collection methodologies for the study depending on the proximity of selected personnel to a major military installation or drilling center and the level of military support that can be obtained. The two methods are a mailout and direct administration in group sessions. Persons selected for the study who are remote from a major installation would receive a mailing, and those who are close to an installation would participate in group sessions. We are having discussions with the Services to assess the feasibility of group sessions. In the event that group sessions cannot be arranged, we will conduct the entire study with the mail methodology.

For those who are mailed a questionnaire, we plan to use the Total Design Method recommended by Dillman,^{33,34} which involves mailing an initial questionnaire packet followed by a "reminder/thank you" postcard 1 week later. Approximately 3 weeks after the postcard mailing, a second mailing of a questionnaire packet, with a revised cover letter, will be sent to nonrespondents. A third questionnaire packet will be sent via overnight express to nonresponders after 3 to 4 more weeks have passed. Although Dillman suggested a telephone follow-up as a possible alternative to a third mailing, we questioned the availability of home/billeting telephone numbers for selected personnel. We, therefore, opted for the less costly third mailout. We believe that we can further optimize returns by using the updated Dillman approach of sending a "heads up" lead letter to each selected respondent 5 to 7 days prior to mailing the initial questionnaire packet. The letter will advise the selected participants that RTI will send them a questionnaire packet, that their participation is important to the success of the research, and that their responses are strictly confidential.

Over the past year, we have been working with our scoring contractor, National Computer Systems (NCS), to develop a means of maintaining the respondent's anonymity but, at the same time, have a means to track who has returned a questionnaire. This is essential to minimize costs associated with follow-up mailings by limiting them to nonrespondents only. To ensure that a respondent's data cannot be linked to his/her name and address, we are currently planning to use anonymous questionnaires that contain no identifying information. Questionnaires sent to respondents in the mail will have a bar code or similar identification number printed on the postage-paid return envelope that accompanies each questionnaire. (A copy of the RTI cover letter is in Appendix D.) When a completed questionnaire is received by NCS, the instrument will be immediately separated from the envelope in which it came, and the bar code (or identification number) will be scanned (or keyed) into a data file to allow us to keep track of which respondents have sent back questionnaires (so that a second mailing is sent only to nonresponders). The identification number will be entirely separate from the respondent's data

and will only be kept for the purpose of limiting second and third mailings to nonrespondents. Completed questionnaires will be optically scanned by NCS.

Where feasible and when we can obtain necessary command support, we plan to administer the survey at installations in group sessions instead of by mail. We are currently working with our advisory group comprised of military representatives of the respective military components to obtain support for group sessions. If support is obtained for this approach, it will require additional effort and involvement from the Military. A classroom-type facility would need to be provided. A Service member will also be needed to serve as the Point of Contact (POC) to coordinate the logistics and administration of the survey. This would include (a) notifying persons who are randomly selected by RTI to participate; (b) arranging for a classroom; (c) documenting attendance, distributing the survey materials, and monitoring the group sessions; and (d) arranging to have a mailbag for collecting and mailing completed surveys.

2.6 Study Clearances

In addition to working on the sampling and field methods for the study, we have also been involved in gaining needed clearances to proceed with the fieldwork. The RTI Institutional Review Board (IRB) has reviewed the study and approved it for pilot testing and field data collection. The RTI IRB will re-review the project at yearly intervals as long as the data collection continues. The study also was reviewed by the Department of the Army Human Use Review and Regulatory Affairs Division. That office reviewed the proposed survey methodology in light of compliance with all applicable human use regulations and issued its approval for an "exempt" status for the study.

Additionally, RTI has submitted an application for a Survey Control Number and Report Control Symbol (RCS), which is required before field operations can commence. This was submitted to the Army Research Institute (ARI), Army Personnel Survey Program. An initial review has been completed, and we are expecting that the Survey Control Number and RCS will be issued shortly, pending requested revisions to the questionnaire.

3.0 Summary and Conclusions

To summarize, the following key activities were accomplished in Year 1:

- An advisory group from all participating components was assembled for the study.
- The questionnaire was revised.

- A pilot test was conducted.
- Human subjects approach was obtained.
- A preliminary sampling plan was developed, pending resolution of data collection methodology.
- Two data collection methodologies were explored—a mail methodology and a group session methodology. The final methodology to be used awaits decisions from the advisory group about the level of support for group sessions they can obtain.

Year 2 will see data collection on the study beginning early in 1998. We are currently making final revisions to the questionnaire and plan for the questionnaire to go to printing in December 1997. During November and December, we will be finalizing our data collection plans and seeking approval to conduct group administration survey sessions where possible. We plan for data collection to occur from January through May 1998. Following data collection, we will begin building an analysis data file, weighting the data, and conducting the analyses.

We will continue to meet periodically with our advisory group of military representatives to obtain their advice and input on the study and to seek their approval for gaining access to group sessions.

References

1. Burt MA, Biegel MM, Carnes Y, Farley EC. *Worldwide Survey of Non-medical Drug Use and Alcohol Use Among Military Personnel: 1980*. Bethesda, MD, Burt Associates, Inc, 1980.
2. Bray RM, Guess LL, Mason RE, Hubbard RL, Smith DG, Marsden ME, Rachal JV. *1982 Worldwide Survey of Alcohol and Non-medical Drug Use Among Military Personnel (RTI/2317/01-01F)*. Research Triangle Park, NC, Research Triangle Institute, 1983.
3. Institute of Medicine. *Recommendations for Research on the Health of Military Women* (Committee on Defense Women's Health Research). Washington, DC, National Academy Press, 1995.
4. Hoiberg A, White JF. Health status of women in the armed forces. In: Stanley J, Blair JD (eds), *Challenges in Military Health Care*. New Brunswick, NJ, Transaction Publishers, 1993:pp. 73-92.
5. Naylor SD, Walker PV. Army makes new rules for women. *Army Times* 1994, August 8, pp. 3, 13.
6. Stanley SC, Segal MW. Women in NATO: An update. *Armed Forces & Society* 1988; 14:559-85.
7. Becraft C. Women in the U.S. armed services: The war in the Persian Gulf. *Women and Criminal Justice* 1992;4(1):155-63.
8. Abood DA, Conway, TL. *Smoking Status and Body Composition, Exercise, Dietary Intake, and Alcohol/Caffeine Consumption* (Report No. 91-22). San Diego, Naval Health Research Center, 1991.
9. Hurtado SL, Conway TL. *Changes in Smoking Behavior Following a Strict No-smoking Policy in U.S. Navy Recruit Training* (Report No. 93-17). San Diego, Naval Health Research Center, 1993.

10. McCarthy J, Griffith P, Prusaczyk WK, Goforth HW, Vailas A. *Combined Strength and Endurance Training: Functional and Morphological Adaptations to Ten Weeks of Training* (Report No. 92-26). San Diego, Naval Health Research Center, 1992.
11. Pleas J. *Exercise Behavior Among Navy Runners and Non-runners* (Report No. 91-43). San Diego, Naval Health Research Center, 1991.
12. Conway TL, Cronan TA. Smoking, exercise, and physical fitness. *Prev Med* 1992;21:723-734.
13. Woodruff SI, Conway TL. *U.S. Navy Health Surveillance: Part 2. Responses to a Health Promotion Tracking Survey* (Report No. 92-5). San Diego, CA, Naval Health Research Center, 1992.
14. Mahoney BS, Wright LC. *1989 Department of Defense Women's Health Survey*. Arlington, VA, Defense Manpower Data Center, 1990.
15. National Center for Health Statistics. *Plan and Operation of the Second National Health and Nutrition Examination Survey, 1976-1980*, (Series 1, No. 15). Hyattsville, MD, US Department of Health and Human Services, 1981.
16. National Center for Health Statistics. *Plan and Operation of the Hispanic Health and Nutrition Examination Survey, 1982-1984* (Series 1, No. 19). Hyattsville, MD, US Department of Health and Human Services, 1985.
17. National Center for Health Statistics. *Sample Design: Third National Health and Nutrition Examination Survey (Vital Health Stat 2, No. 113)*. Hyattsville, MD, US Department of Health and Human Services, 1992.
18. National Center for Health Statistics. *Current estimates from the National Health Interview Survey, 1992 (Vital Health Stat 10, No. 189)*. Hyattsville, MD, US Department of Health and Human Services, 1994.
19. Siegel PZ, Frazier EL, Mariolis P, Brackbill RM, Smith C. Behavioral risk factor surveillance, 1991: Monitoring progress toward the nation's year 2000 health objectives (In *CDC Surveill Summ*, August 27, 1993). *Morb Mort Wkly Rep* 1993; 42(SS-4):1-21.
20. Robins LN, Regier DA. *Psychiatric Disorder in America*. New York, The Free Press, 1991.

21. Bray RM, Kroutil LA, Luckey JW, Wheelless SC, Iannacchione VG, Anderson, DW, Marsden ME, Dunteman GH. *1992 Worldwide Survey of Substance Abuse and Health Behaviors Among Military Personnel*. Research Triangle Park, NC, Research Triangle Institute, 1992.
22. Lurie PM, Tyson KW, Fineberg ML, Waisanen LA, Roberts JA, Sieffert ME, Mahoney BS. *Analysis of the 1992 Department of Defense Survey of Military Medical Care Beneficiaries*. Washington, DC, Office of the Assistant Secretary of Defense, 1993, November.
23. Bray RM, Kroutil LA, Wheelless SC, Marsden ME, Bailey SL, Fairbank JA, Harford TC. *1995 Department of Defense Survey of Health Related Behaviors Among Military Personnel (RTI/6019-6)*. Research Triangle Park, NC, Research Triangle Institute, 1995.
24. Briscoe ME. Why do people go to the doctor? Sex differences in the correlates of GP consultation. *Soc Sci Med* 1987; 25:507-513.
25. Nathanson CA. Illness and the feminine role: A theoretical view. *Soc Sci Med* 1975; 9:57-62.
26. Verbrugge LM. The twain meet: Empirical explanations of sex differences in health and mortality. *J Health Soc Behav* 1989; 30:282-304.
27. Nice DS, Hilton S. Sex differences and occupational influences on health care utilization aboard U.S. Navy ships. *Mil Psychol* 1994; 6:109-123.
28. Misner TR, Bell MR, O'Brien DE. *Health Status of Women in the Army*. Fort Sam Houston, TX, Health Services Command, U.S. Army Health Care Studies and Clinical Investigation Activity, 1987.
29. Hoiberg A. Sex and occupational differences in hospitalization rates among Navy enlisted personnel. *J Occup Med* 1980; 22:685-690.
30. Nice DS, Hilton SM. *Sex Differences in Health Care Requirements Aboard U.S. Navy Ships (Report No. 90-2)*. San Diego, CA, Naval Health Research Center, 1990.
31. Hines JF. A comparison of clinical diagnoses among male and female soldiers deployed during the Persian Gulf War. *Mil Med* 1993; 158:99-101.

32. Calderon RL, Hilton SM. *Reproductive Outcomes in U.S. Navy Enlisted Women*. Briefing to BuMed; 1994, March 7.
33. Dillman DA. *Mail and Telephone Surveys: The Total Design Method*. New York, Wiley & Sons, 1978.
34. Dillman DA. The design and administration of mail surveys. *Annu Rev Sociol* 1991; 17:225-249.



1997 Total Force Health Assessment

Introduction

What is this study about? This study is mainly about your health with questions on illness, stress, smoking, and sexual behavior, for example.

How will your answers be used? Your answers will be combined with those from other military personnel to prepare a final report. The information in the report will be used to improve the quality of military life.

Who is overseeing the study? Research Triangle Institute, a not-for-profit research company, is under contract to the Department of Defense to oversee this study.

How were you selected? You were randomly selected to participate in this important survey.

Must you participate? Your participation in this survey is voluntary, but the survey's success depends on your willingness to take part. You represent thousands of other personnel and we can't substitute anyone for you. Therefore, we encourage you to answer all of the questions honestly, but you are not required to answer any question to which you object.

Who will see your answers? Only civilian researchers will see your answers. No military personnel will ever see your individual answers. This questionnaire is confidential. **DO NOT WRITE YOUR NAME OR SOCIAL SECURITY NUMBER ANYWHERE ON THIS BOOKLET.**

Instructions for Completing the Questionnaire

Most questions provide a set of answers. Read all of the printed answers before marking your choice. If **none** of the printed answers exactly applies to you, mark the circle for the one answer that **best** fits your situation.

Use only a soft-lead pencil (such as a #2) to complete this questionnaire.

Make heavy black marks that **fill** the circle for your answer.

CORRECT MARK



INCORRECT MARK



Completely erase any answers you change.

Do not make any stray marks anywhere in this booklet.

Sometimes you will be asked to "Darken one circle on each line". For these questions, record an answer to **each part** of the question, as shown here:

EXAMPLE:

	If yes, what was the result?		
	No, Never	Yes, But Recovered	Yes, Still Have
a. Asthma	①	●	③
b. Chronic bronchitis	①	②	●
c. Chronic rhinitis or hay fever	●	①	③

If you are asked to give numbers for your answer, please complete the grid as shown below:

EXAMPLE:

Think about your **illnesses** in the **past 12 months**. How many days were you unable to perform your military job because of **illness** in the **past 12 months**?

- First, enter the number of days in the boxes. Use **all three** boxes. Write **ONE** number in each box.
- Always write the last number in the **right-hand box**. Fill in any **unused** boxes with **zeroes**. For example, an answer of "5 days" would be written as "005."
- Then, darken the matching circle below **each** box.

DAYS		
0	0	5
●	●	●
①	①	①
②	②	②
③	③	③
④	④	④
⑤	⑤	⑤
⑥	⑥	⑥
⑦	⑦	⑦
⑧	⑧	⑧
⑨	⑨	⑨

For many questions, you should mark only one circle for your answer in the column below the question, as shown here:

EXAMPLE: How would you describe your health?

- ① Excellent
- Very good
- ③ Good
- ④ Fair
- ⑤ Poor

Now please **turn** the page and begin with Question 1 →

DEMOGRAPHIC INFORMATION

1. In which component of the military do you currently serve?*

- ① Active Army (USA)
- ② Army National Guard (ARNG)
- ③ Army Reserve (USAR)
- ④ Naval Reserve (USNR)
- ⑤ Active Air Force (USAF)
- ⑥ Air National Guard (ANG)
- ⑦ Air Force Reserve (USAFR)
- ⑧ Marine Corps Reserve (USMCR)

2. In all, how many years have you served on Active Duty? (Choose the one answer that best applies.)

- ① Never served on Active Duty
- ② Less than 6 months
- ③ More than 6 months, but less than 1 year
- ④ 1 year
- ⑤ 2 years
- ⑥ 3 years
- ⑦ 4 years
- ⑧ 5-9 years
- ⑨ 10-19 years
- ⑩ 20 or more years

3. In all, how many years have you served in the Guard or Reserve? Do not include active duty years. (Choose the one answer that best applies.)

- ① Never served in the Guard or Reserve
- ② Less than 6 months
- ③ More than 6 months, but less than 1 year
- ④ 1 year
- ⑤ 2 years
- ⑥ 3 years
- ⑦ 4 years
- ⑧ 5-9 years
- ⑨ 10-19 years
- ⑩ 20 or more years

4. Are you male or female?

- ① Male
- ② Female

*Active Marine Corps (USMC) and Active Navy (USN) are not included in this list because they were already surveyed.

5. What is your highest level of education now? (Darken only one circle)

- ① Did not graduate from high school
- ② GED or ABE certificate
- ③ High school graduate
- ④ Trade or technical school graduate
- ⑤ Some college but not a 4-year degree
- ⑥ 4-year college degree (BA, BS, or equivalent)
- ⑦ Graduate or professional study but no graduate degree
- ⑧ Graduate or professional degree

6. About how tall are you without shoes on?

- ① 4 feet, 7 inches ⑥ 5 feet, 0 inches ⑬ 6 feet, 0 inches
- ② 4 feet, 8 inches ⑦ 5 feet, 1 inch ⑭ 6 feet, 1 inch
- ③ 4 feet, 9 inches ⑧ 5 feet, 2 inches ⑯ 6 feet, 2 inches
- ④ 4 feet, 10 inches ⑨ 5 feet, 3 inches ⑰ 6 feet, 3 inches
- ⑤ 4 feet, 11 inches ⑩ 5 feet, 4 inches ⑱ 6 feet, 4 inches
- ⑪ 5 feet, 5 inches ⑲ 6 feet, 5 inches
- ⑫ 5 feet, 6 inches ⑳ 6 feet, 6 inches
- ⑬ 5 feet, 7 inches ㉑ 6 feet, 7 inches
- ⑭ 5 feet, 8 inches ㉒ 6 feet, 8 inches
- ⑮ 5 feet, 9 inches ㉓ 6 feet, 9 inches
- ⑯ 5 feet, 10 inches ㉔ 6 feet, 10 inches
- ⑰ 5 feet, 11 inches ㉕ 6 feet, 11 inches

7. About how much do you weigh without shoes on? (WOMEN: If you are currently pregnant, please enter your usual weight before you became pregnant.)

- First, enter your weight in the boxes. Use all three boxes. Write ONE number in each box.

POUNDS		
0	0	0
1	1	1
2	2	2
3	3	3
4	4	4
5	5	5
6	6	6
7	7	7
8	8	8
9	9	9

- Then, darken the matching circle below each box.

DEMOGRAPHIC INFORMATION

8. How old were you on your last birthday?

- First, enter your age in the boxes. Use both boxes. Write ONE number in each box.

YRS.	
0	0
1	1
2	2
3	3
4	4
5	5
6	6
7	7
8	8
9	9

- Then, darken the matching circle below each box.

9. What is your current marital status?

- ① Married or living as married
- ② Separated and not living as married
- ③ Divorced and not living as married
- ④ Widowed and not living as married
- ⑤ Single, never married, and not living as married

10. Are you of Spanish or Hispanic origin or descent?

- ① No (not Spanish or Hispanic)
- ② Yes, Mexican or Mexican-American or Chicano
- ③ Yes, Cuban
- ④ Yes, Central or South American
- ⑤ Yes, other Spanish or Hispanic origin

11. Which of these categories best describes you?

- ① American Indian/Alaskan Native
- ② Black/African-American
- ③ Oriental/Asian/Chinese/Japanese/Korean/Filipino/Pacific Islander
- ④ White/Caucasian
- ⑤ Other (please specify below)

12. Which of the following best describes your employment situation? (Darken only one circle)

- ① Active duty military
- ② Employed in a non-military job
- ③ Self-employed
- ④ Unemployed
- ⑤ Homemaker
- ⑥ Student
- ⑦ Retired
- ⑧ Unable to work

13. Which of the following categories best describes your military responsibilities? [If you need to, please refer to the handout that came with this survey for examples of different job categories.] (Darken only one circle)

ENLISTED

- ① Infantry, Gun Crew, Air Crew, or Seamanship Specialist
- ② Electronic Equipment Repair
- ③ Communications and Intelligence Specialist
- ④ Health Care Provider
- ⑤ Health Care Administrator
- ⑥ Other Technical or Allied Specialist
- ⑦ Functional Support and Administration
- ⑧ Electrical or Mechanical Equipment Repairman
- ⑨ Craftsman
- ⑩ Service and Supply Handler
- ⑪ Other (e.g., officer candidates, students, special duties)

OFFICER

- ⑫ General or Flag Officer
- ⑬ Executive Officer or Commanding Officer
- ⑭ Tactical Operations Officer
- ⑮ Intelligence Officer
- ⑯ Engineering and Maintenance Officer
- ⑰ Professional, Scientist or Staff Support (not involved in health care)
- ⑱ Health Care Provider
- ⑲ Administrator or Operational Support
- ⑳ Supply, Procurement, or Allied Officer
- ㉑ Other (e.g., students, trainees, billet designators)

14. What is your pay grade?

ENLISTED

OFFICER

- | | | | |
|-------|-------|---------------|---------------|
| ① E-1 | ⑥ E-6 | ⑩ Trainee | ⑮ O-4 |
| ② E-2 | ⑦ E-7 | ⑪ W1-W5 | ⑯ O-5 |
| ③ E-3 | ⑧ E-8 | ⑫ O-1 or O-1E | ⑰ O-6 |
| ④ E-4 | ⑨ E-9 | ⑬ O-2 or O-2E | ⑱ O-7 to O-10 |
| ⑤ E-5 | | ⑭ O-3 or O-3E | |

15. What was your annual household income from ALL sources last year? Please estimate your annual household income before taxes were taken out. As with all information you provide on this survey, your answer to this question will be kept confidential.

- ① Less than \$14,999
- ② \$15,000 to \$19,999
- ④ \$20,000 to \$24,999
- ⑤ \$25,000 to \$34,999
- ⑥ \$35,000 to \$44,999
- ⑦ \$50,000 to \$74,999
- ⑧ \$75,000 or more

16. In general, would you say your health is:

- ① Excellent
- ② Very good
- ③ Good
- ④ Fair
- ⑤ Poor

17. During the past 30 days, have you had any of the following problems with your regular work or other daily activities as a result of your physical health? (Darken one circle on each line)

	Yes	No
a. Cut down the amount of time you spent on work or other activities	①	②
b. Accomplished less than you would have liked	①	②
c. Were limited in the kind of work or other activities you could do	①	②
d. Had difficulty performing the work or other activities (took extra effort)	①	②

18. During the past 30 days, have you had any of the following problems with your work or other regular daily activities as a result of any emotional problems (such as feeling depressed or anxious)? (Darken one circle on each line)

	Yes	No
a. Cut down the amount of time you spent on work or other activities	①	②
b. Accomplished less than you would have liked	①	②
c. Didn't do work or other activities as carefully as usual	①	②

19. During the past 30 days, to what extent has your physical health or emotional problems interfered with your normal social activities with family, friends, neighbors, or groups?

- ① Not at all
- ② Slightly
- ③ Moderately
- ④ Quite a bit
- ⑤ Extremely

20. How much of the time during the past 30 days:

- None of the time
- A little of the time
- Some of the time
- A good bit of the time
- Most of the time
- All of the time

- a. Did you feel full of pep? ① ② ③ ④ ⑤ ⑥
- b. Did you have a lot of energy? ① ② ③ ④ ⑤ ⑥
- c. Did you feel worn out? ① ② ③ ④ ⑤ ⑥
- d. Did you feel tired? ① ② ③ ④ ⑤ ⑥

21. How true or false is each of the following statements for you?

- Definitely false
- Mostly false
- Don't know
- Mostly true
- Definitely true

- a. I seem to get sick a little easier than other people I know ① ② ③ ④ ⑤
- b. I am as healthy as anybody I know ① ② ③ ④ ⑤
- c. I expect my health to get worse ① ② ③ ④ ⑤
- d. My health is excellent ① ② ③ ④ ⑤

22. During the past 30 days, on the average, how many hours of sleep did you get per night?

- ① ② ③ ④ ⑤ ⑥ ⑦ ⑧ ⑨ ⑩ or more

- 23. Has a health care provider ever told you that you had any of the following?**
- | | No, Never | Yes, But Recovered | Yes, Still Have |
|--|-----------|--------------------|-----------------|
| a. Asthma | ① | ② | ③ |
| b. Chronic bronchitis | ① | ② | ③ |
| c. Chronic rhinitis or hay fever | ① | ② | ③ |
| d. Other allergies | ① | ② | ③ |
| e. Positive skin test for tuberculosis | ① | ② | ③ |
| f. Cervical cancer | ① | ② | ③ |
| g. Breast cancer | ① | ② | ③ |
| h. Skin cancer | ① | ② | ③ |
| i. Other cancer | ① | ② | ③ |
| j. Heart disease or angina | ① | ② | ③ |
| k. High blood pressure (Hypertension) | ① | ② | ③ |
| l. High cholesterol | ① | ② | ③ |
| m. Anemia (low blood iron) | ① | ② | ③ |
| n. Varicose veins | ① | ② | ③ |

Has a health care provider ever told you that you had:

- | | | | |
|--|---|---|---|
| o. Hernia or rupture | ① | ② | ③ |
| p. Hemorrhoids | ① | ② | ③ |
| q. Ulcer | ① | ② | ③ |
| r. Bowel or intestinal trouble (e.g., colitis) | ① | ② | ③ |
| s. Gallstones | ① | ② | ③ |
| t. Thyroid disease | ① | ② | ③ |
| u. Diabetes | ① | ② | ③ |
| v. Hepatitis | ① | ② | ③ |
| w. Urinary tract infection | ① | ② | ③ |
| x. Repeated kidney infections | ① | ② | ③ |
| y. Kidney stones | ① | ② | ③ |
| z. Other kidney disease | ① | ② | ③ |

Has a health care provider ever told you that you had:

- | | | | |
|---|---|---|---|
| aa. Pelvic inflammatory disease (PID) | ① | ② | ③ |
| bb. Herpes or genital warts | ① | ② | ③ |
| cc. Other sexually transmitted diseases (e.g., gonorrhea, syphilis) | ① | ② | ③ |
| dd. Positive test for the HIV/AIDS virus | ① | ② | ③ |
| ee. Sterility/infertility | ① | ② | ③ |
| ff. Arthritis | ① | ② | ③ |
| gg. Other bone, muscle, or joint problems | ① | ② | ③ |
| hh. Chronic back problems (e.g., sciatica) | ① | ② | ③ |
| ii. Nerve pain (neuralgia) | ① | ② | ③ |
| jj. Migraines | ① | ② | ③ |
| kk. Head injury (involving stitches or unconsciousness) | ① | ② | ③ |
| ll. Depression | ① | ② | ③ |
| mm. Hearing loss or problems | ① | ② | ③ |
| nn. Vision impairment or problems | ① | ② | ③ |
| oo. Gum disease | ① | ② | ③ |

- 24. Think about any illnesses you may have had in the past 12 months. How many days were you unable to perform your military job because of an illness in the past 12 months?**

- First, enter the number of days in the boxes. Use all three boxes. Write ONE number in each box.

DAYS		
0	0	0
1	1	1
2	2	2
3	3	3
4	4	4
5	5	5
6	6	6
7	7	7
8	8	8
9	9	9

- If you have **NOT** had an illness in the past 12 months, please enter 000.
- If you had any illness in the past 12 months but none of them made you unable to perform your military job, please enter 000.

- Then, darken the matching circle below each box.

- 25. Think about any injuries you may have had in the past 12 months. How many days were you unable to perform your military job because of an injury in the past 12 months?**

- First, enter the number of days in the boxes. Use all three boxes. Write ONE number in each box.

DAYS		
0	0	0
1	1	1
2	2	2
3	3	3
4	4	4
5	5	5
6	6	6
7	7	7
8	8	8
9	9	9

- If you have **NOT** had an injury in the past 12 months, please enter 000.
- If you had any injuries in the past 12 months but none of them made you unable to perform your military job, please enter 000.

- Then, darken the matching circle below each box.

Emotions

26. Below is a list of ways you might have felt or behaved.

Most or all of the time (5-7 days)

Occasionally or a moderate amount of time (3-4 days)

Some or a little of the time (1-2 days)

Rarely or none of the time (less than 1 day)

Not at all

Please indicate how often you have felt this way during the past 7 days.

- a. My sleep was restless ① ② ③ ④ ⑤
- b. I felt lonely ① ② ③ ④ ⑤
- c. I felt I could not shake off the blues even with help from my family or friends ① ② ③ ④ ⑤
- d. I felt sad ① ② ③ ④ ⑤
- e. I could not get "going" ① ② ③ ④ ⑤
- f. I had trouble keeping my mind on what I was doing ① ② ③ ④ ⑤
- g. I felt that everything I did was an effort .. ① ② ③ ④ ⑤

27. How do you feel about your life as a whole?

- ⑤ Pleased/delighted
- ④ Mostly satisfied
- ③ Mixed
- ② Mostly dissatisfied
- ① Terrible/unhappy

Stress

28. During the past 12 months, how much stress did you experience in your usual job?

- ⑥ A great deal
- ⑤ A fairly large amount
- ④ Some
- ③ A little
- ② None at all
- ① I don't have a usual or regular job

29. During the past 12 months, how much stress did you experience in your personal life?

- ⑤ A great deal
- ④ A fairly large amount
- ③ Some
- ② A little
- ① None at all

30. During the past 12 months, how much did stress in your usual job interfere with your ability to perform your military responsibilities?

- ⑥ A lot
- ⑤ Some
- ④ A little
- ③ Not at all
- ② Had no stress in my usual job in the past 12 months
- ① I don't have a usual or regular job

31. During the past 12 months, how much did stress in your personal life interfere with your ability to perform your usual responsibilities?

- ⑤ A lot
- ④ Some
- ③ A little
- ② Not at all
- ① Had no stress in my personal life in the past 12 months

Health Care

32. What is the main (or primary) source of payment for your medical or doctor's bills? (Darken only one circle)

- ① Active duty medical benefits
- ② Veterans Administration medical benefits
- ③ Other government sponsored medical insurance (such as Medicaid)
- ④ Health insurance from a civilian employer (including insurance you receive through your spouse's employment)
- ⑤ Other private insurance coverage
- ⑥ Your own money
- ⑦ Money received or borrowed from family or friends

33. What is the main (or primary) source of payment for your dental bills? (Darken only one circle)

- ① Active duty medical benefits
- ② Veterans Administration medical benefits
- ③ Other government sponsored medical insurance (such as Medicaid)
- ④ Health insurance from a civilian employer (including insurance you receive through your spouse's employment)
- ⑤ Other private insurance coverage
- ⑥ Your own money
- ⑦ Money received or borrowed from family or friends

34. In the past 12 months, did cost keep you from getting any of the following? (Darken one circle on each line)

Cost kept me from getting:	Yes	No
a. Health insurance coverage	①	②
b. Treatment for an illness or injury	①	②
c. Follow-up visit for an illness or injury	①	②
d. General physical exam	①	②
e. Prescription medication	①	②
f. Eye care	①	②
g. Prenatal care	①	②
h. Any type of surgery	①	②
i. Mental health care	①	②
j. Emergency care	①	②
k. Dental care	①	②
l. Counseling for an alcohol or other drug problem	①	②

35. Please indicate how many times you went to a military health care provider for your own health care during the past 12 months. (Darken one circle on each line)

I went to a military provider for:	Number of times				
	0	1	2	3	4 or more
a. Treatment of an illness or injury ...	①	②	③	④	⑤
b. Follow-up visit for an illness or injury	①	②	③	④	⑤
c. General physical exam	①	②	③	④	⑤
d. Prescription refill only	①	②	③	④	⑤
e. Eye exam only	①	②	③	④	⑤
f. Prenatal care	①	②	③	④	⑤
g. Same day surgery	①	②	③	④	⑤
h. Surgery that required an overnight hospital stay	①	②	③	④	⑤
i. Overnight hospital stay (other than for surgery)	①	②	③	④	⑤
j. Mental health	①	②	③	④	⑤
k. Emergency care	①	②	③	④	⑤
l. Dental care	①	②	③	④	⑤
m. Counseling for an alcohol or other drug problem	①	②	③	④	⑤
n. Other type of care	①	②	③	④	⑤

36. Please indicate how many times you went to a civilian health care provider for your own health care during the past 12 months. (Darken one circle on each line)

I went to a civilian provider for:	Number of times				
	0	1	2	3	4 or more
a. Treatment of an illness or injury ...	①	②	③	④	⑤
b. Follow-up visit for an illness or injury	①	②	③	④	⑤
c. General physical exam	①	②	③	④	⑤
d. Prescription refill only	①	②	③	④	⑤
e. Eye exam only	①	②	③	④	⑤
f. Prenatal care	①	②	③	④	⑤
g. Same day surgery	①	②	③	④	⑤
h. Surgery that required an overnight hospital stay	①	②	③	④	⑤
i. Overnight hospital stay (other than for surgery)	①	②	③	④	⑤
j. Mental health	①	②	③	④	⑤
k. Emergency care	①	②	③	④	⑤
l. Dental care	①	②	③	④	⑤
m. Counseling for an alcohol or other drug problem	①	②	③	④	⑤
n. Other type of care	①	②	③	④	⑤

Preventive Care

37. A fecal occult blood test is a test of a bowel movement to determine whether it contains blood. When did you have your most recent fecal occult blood test?
- ① Within the past year
 - ② More than 1 year ago but within the past 2 years
 - ③ 2-3 years ago
 - ④ 3-5 years ago
 - ⑤ More than 5 years ago
 - ⑥ Never
 - ⑦ Don't know
38. About how long has it been since you had your blood pressure taken by a doctor, nurse, or other health care professional?
- ① Within the past year
 - ② More than 1 year ago but within the past 2 years
 - ③ 2-3 years ago
 - ④ 3-5 years ago
 - ⑤ More than 5 years ago
 - ⑥ Never
 - ⑦ Don't know
39. About how long has it been since you last had your cholesterol checked?
- ① Within the past year
 - ② More than 1 year ago but within the past 2 years
 - ③ 2-3 years ago
 - ④ 3-5 years ago
 - ⑤ More than 5 years ago
 - ⑥ Never
 - ⑦ Don't know
40. How long has it been since you last visited a dentist or dental health professional for a routine checkup or cleaning?
- ① Within the past year
 - ② More than 1 year ago but within the past 2 years
 - ③ 2-3 years ago
 - ④ 3-5 years ago
 - ⑤ More than 5 years ago
 - ⑥ Never
 - ⑦ Don't know

Weight Management and Nutrition

41. During the past 12 months, have you tried to lose weight?
- ① Yes
 - ② No
42. How easy or difficult has it been for you to meet military weight standards?
- ① Very easy
 - ② Somewhat easy
 - ③ Somewhat difficult
 - ④ Very difficult
43. During the past 12 months, have you changed what you eat because of any medical condition?
- ① Yes
 - ② No
44. Are you satisfied with your eating patterns?
- ① Yes
 - ② No
45. Do you ever eat in secret?
- ① Yes
 - ② No
46. During the past 7 days, on about how many days did you: *(Darken one circle on each line)*
- | | Number of Days | | | | | | | |
|-----------------------------|----------------|---|---|---|---|---|---|---|
| | 0 | 1 | 2 | 3 | 4 | 5 | 6 | 7 |
| a. Eat breakfast | ① | ② | ③ | ④ | ⑤ | ⑥ | ⑦ | ⑧ |
| b. Eat snacks between meals | ① | ② | ③ | ④ | ⑤ | ⑥ | ⑦ | ⑧ |
| c. Overeat | ① | ② | ③ | ④ | ⑤ | ⑥ | ⑦ | ⑧ |
| d. Not eat enough | ① | ② | ③ | ④ | ⑤ | ⑥ | ⑦ | ⑧ |
| e. Take vitamin pills | ① | ② | ③ | ④ | ⑤ | ⑥ | ⑦ | ⑧ |
| f. Take calcium supplements | ① | ② | ③ | ④ | ⑤ | ⑥ | ⑦ | ⑧ |

47. During the **past 7 days**, about how many times did you:

More than 7 times
4-6 times
1-3 times
Never

- a. Eat high-fat meats or dairy (e.g., hamburger, hot dogs, steak, bacon, whole milk, cheese, ice cream) . . . ① ② ③ ④
- b. Eat fried foods (e.g., french fries, fried chicken, fried eggs) ① ② ③ ④
- c. Eat sweets (e.g., cakes, pies, cookies, candies) ① ② ③ ④
- d. Eat low-fat meats or dairy (e.g., chicken or turkey without skin, low-fat milk, yogurt) . . . ① ② ③ ④
- e. Eat 'leafy' vegetables (e.g., broccoli, cabbage, greens, spinach) ① ② ③ ④
- f. Eat 'starchy' vegetables (e.g., beans, peas, corn, potatoes) ① ② ③ ④
- g. Eat fruits (e.g., apples, fruit juice, raisins, dried fruit, melons, bananas) ① ② ③ ④
- h. Eat high fiber foods (whole grain breads, cereals, bran) ① ② ③ ④

48. How important do you feel that food choices are in terms of your health?

- ① Probably the most important factor
- ② Very important, but not the most important factor
- ③ Important
- ④ Not very important
- ⑤ Of little or no consequence

49. How important to you are the following considerations when you buy food?

Extremely important
Very important
Moderately important
Somewhat important
Not at all important

When you buy food, how important are a food's:

- a. Health benefits, nutritional value ① ② ③ ④ ⑤
- b. Price, cost ① ② ③ ④ ⑤
- c. Likes or dislikes, eating enjoyment ① ② ③ ④ ⑤
- d. Convenience, easy to prepare ① ② ③ ④ ⑤
- e. Calories ① ② ③ ④ ⑤

Exercise

50. In an **average 7 days**, how many times do you engage in exercise or work for at least 20 minutes without stopping, that is exercise or work hard enough to make you breathe heavier and make your heart beat faster?

- ① Less than 1 time per week (3 times per month or less)
- ② 1 or 2 times per week
- ③ At least 3 times per week

51. How long have you been exercising or working as described in question 50?

- ① Less than 1 month
- ② 1-3 months
- ③ 4-11 months
- ④ 1-2 years
- ⑤ 3-4 years
- ⑥ 5 years or more

52. How often do you do exercise that improves muscle strength, such as pushups, sit-ups, weight lifting, and resistance training?

- ① Less than 1 time per week (3 times per month or less)
- ② 1 or 2 times per week
- ③ At least 3 times per week

53. How would you rate your current physical fitness?

- ① Poor
- ② Fair
- ③ Good
- ④ Very good
- ⑤ Excellent

54. How easy or difficult has it been for you to pass the military Physical Training (PT) test?

- ① Very easy
- ② Somewhat easy
- ③ Somewhat difficult
- ④ Very difficult

Tobacco Use

Please answer ALL of the following tobacco questions even if you don't use tobacco products or you're not a regular user.

55. When was the last time you smoked a cigarette?

- ⑨ Today
- ⑧ During the past 30 days
- ⑦ 5-8 weeks ago
- ⑥ 2-3 months ago
- ⑤ 4-6 months ago
- ④ 7-12 months ago
- ③ 1-3 years ago
- ② More than 3 years ago
- ① Never smoked cigarettes

56. Think about the past 30 days. How many cigarettes did you usually smoke on a TYPICAL day?

- ⑨ About 3 or more packs a day (more than 55 cigarettes)
- ⑧ About 2½ packs a day (46-55 cigarettes)
- ⑦ About 2 packs a day (36-45 cigarettes)
- ⑥ About 1½ packs a day (26-35 cigarettes)
- ⑤ About 1 pack a day (16-25 cigarettes)
- ④ About ½ pack a day (6-15 cigarettes)
- ③ 1-5 cigarettes a day
- ② Less than 1 cigarette a day, on the average
- ① Did not smoke any cigarette in the past 30 days

57. Have you smoked at least 100 cigarettes in your entire life? (That would be 5 packs or more in your entire life.)

- ① Yes
- ② No

58. During the past 12 months, have you made a serious attempt to stop smoking cigarettes; that is, did you go for at least a week without smoking?

- ④ Yes
- ③ No
- ② Didn't smoke cigarettes in the past 12 months
- ① Never smoked cigarettes

59. When was the last time you used chewing tobacco or snuff or other smokeless tobacco?

- ⑥ During the past 30 days
- ⑤ More than 1 month ago but within the past 6 months
- ④ More than 6 months ago but within the past year
- ③ More than 1 year ago but within the past 2 years
- ② More than 2 years ago
- ① Never used smokeless tobacco

60. During the past 12 months, how often on the average have you used chewing tobacco or snuff or other smokeless tobacco?

- ⑪ About every day
- ⑩ 5-6 days a week
- ⑨ 3-4 days a week
- ⑧ 1-2 days a week
- ⑦ 2-3 days a month
- ⑥ About once a month
- ⑤ 7-11 days in the past 12 months
- ④ 3-6 days in the past 12 months
- ③ Once or twice in the past 12 months
- ② Never in the past 12 months
- ① Don't use smokeless tobacco

61. Have you used chewing tobacco or snuff or other smokeless tobacco at least 20 times in your entire life?

- ① Yes
- ② No

62. During the past 12 months, how often on the average have you smoked cigars or a pipe?

- ⑪ About every day
- ⑩ 5-6 days a week
- ⑨ 3-4 days a week
- ⑧ 1-2 days a week
- ⑦ 2-3 days a month
- ⑥ About once a month
- ⑤ 7-11 days in the past 12 months
- ④ 3-6 days in the past 12 months
- ③ Once or twice in the past 12 months
- ② Never in the past 12 months
- ① Don't smoke cigars or pipes

Alcohol Use

Please answer the following alcohol questions even if you don't drink or you're not a regular drinker.

63. During the past 30 days, on how many days did you drink one or more drinks of alcoholic beverages?

- ⑧ 28-30 days (about every day)
- ⑦ 20-27 days (5-6 days a week, average)
- ⑥ 11-19 days (3-4 days a week, average)
- ⑤ 4-10 days (1-2 days a week, average)
- ④ 2-3 days in the past 30 days
- ③ Once in the past 30 days
- ② I have drunk alcoholic beverages, but not in the past 30 days
- ① I have never drunk alcoholic beverages in my life

64. Think about the days when you drank in the past 30 days. How many drinks did you usually drink on a TYPICAL day? Count as a drink a can or bottle of beer; a wine cooler or a glass of wine, champagne, or sherry; a shot of liquor or a mixed drink or cocktail.

- ⑪ 9 drinks or more
- ⑩ 8 drinks
- ⑨ 7 drinks
- ⑧ 6 drinks
- ⑦ 5 drinks
- ⑥ 4 drinks
- ⑤ 3 drinks
- ④ 2 drinks
- ③ 1 drink
- ② I have drunk alcoholic beverages, but not in the past 30 days
- ① I have never drunk alcoholic beverages in my life

65. During the past 30 days, on how many days did you have 5 or more drinks on the same occasion? By "occasion," we mean at the same time or within a couple of hours of each other.

- ⑨ 28-30 days (about every day)
- ⑧ 20-27 days (5-6 days a week, average)
- ⑦ 11-19 days (3-4 days a week, average)
- ⑥ 4-10 days (1-2 days a week, average)
- ⑤ 2-3 days in the past 30 days
- ④ Once in the past 30 days
- ③ I drank during the past 30 days, but I never had 5 or more drinks on the same occasion
- ② I have drunk alcoholic beverages, but not in the past 30 days
- ① I have never drunk alcoholic beverages in my life

Sexual Behavior

66. How many sexual partners have you had in the past 12 months?

- ① 0 ② 1 ③ 2 ④ 3 ⑤ 4 ⑥ 5 ⑦ 6 ⑧ 7 ⑨ 8 ⑩ 9 ⑪ 10 or more

67. In the past 12 months, how often did you or your partner(s) use a condom when you had sex?

- ① Did not have sex in the past 12 months
- ② Never
- ③ Hardly any of the time
- ④ Some of the time
- ⑤ About half of the time
- ⑥ Most of the time
- ⑦ Every time

68. In the past 12 months, have you ever had sex with anyone who has been told that he or she has HIV, AIDS, or the AIDS virus?

- ① Yes
- ② No
- ③ I don't know

69. In the past 30 days, which of the following methods did you and your partner(s) use to prevent pregnancy? (Darken one circle on each line)

To prevent pregnancy, we used:

- | | Yes | No |
|---|-------------------------|-------------------------|
| a. Birth control pills | <input type="radio"/> 1 | <input type="radio"/> 2 |
| b. Condom | <input type="radio"/> 1 | <input type="radio"/> 2 |
| c. Tubal ligation (had "tubes tied") | <input type="radio"/> 1 | <input type="radio"/> 2 |
| d. Vasectomy | <input type="radio"/> 1 | <input type="radio"/> 2 |
| e. Depo-provera | <input type="radio"/> 1 | <input type="radio"/> 2 |
| f. Spermicide (foam, jelly, cream, suppositories) | <input type="radio"/> 1 | <input type="radio"/> 2 |
| g. Withdrawal | <input type="radio"/> 1 | <input type="radio"/> 2 |
| h. Rhythm | <input type="radio"/> 1 | <input type="radio"/> 2 |
| i. Abstinence | <input type="radio"/> 1 | <input type="radio"/> 2 |
| j. Other method | <input type="radio"/> 1 | <input type="radio"/> 2 |
| k. Did not use any method to prevent pregnancy | <input type="radio"/> 1 | <input type="radio"/> 2 |

70. A list of reasons why people sometimes do not use birth control follows. Please indicate if each reason was a reason why did you not use birth control in the past 30 days:

I used birth control in the past 30 days.

I did NOT use birth control in the past 30 days because:

- | | Yes | No |
|---|-------------------------|-------------------------|
| a. I did not have sex in the past 30 days | <input type="radio"/> 1 | <input type="radio"/> 2 |
| b. Using birth control is against my religious or moral beliefs | <input type="radio"/> 1 | <input type="radio"/> 2 |
| c. My partner(s) didn't want us to use birth control | <input type="radio"/> 1 | <input type="radio"/> 2 |
| d. Using birth control is too much of a hassle | <input type="radio"/> 1 | <input type="radio"/> 2 |
| e. We wanted to have a baby (get pregnant) | <input type="radio"/> 1 | <input type="radio"/> 2 |
| f. Using birth control is too expensive | <input type="radio"/> 1 | <input type="radio"/> 2 |
| g. I was too embarrassed to ask for it | <input type="radio"/> 1 | <input type="radio"/> 2 |
| h. Some other reason | <input type="radio"/> 1 | <input type="radio"/> 2 |

Friends and Family

71. How many close friends do you have (people that you feel at ease with, can talk about private matters, and can call for help)?

0 1 2 3 4 5 6 7 8 9 10 or more

72. How many relatives do you have that you feel close to?

0 1 2 3 4 5 6 7 8 9 10 or more

73. How many of these friends or relatives do you see at least once a month?

0 1 2 3 4 5 6 7 8 9 10 or more

74. Are you a member of any social clubs or groups?

1 Yes

2 No

75. Are you an active member of a church, temple, or other religious organization?

1 Yes

2 No

76. In the past 12 months, how many children (natural, adopted, stepchildren, or grandchildren) under the age of 21 lived in your household?

0 1 2 3 4 5 6 7 8 9 10 or more

77. What are the ages of the children who lived in your household in the past 12 months? (Darken one circle on each line)

I have had children living in my household who are:

- | | Yes | No |
|---------------------------------|-------------------------|-------------------------|
| a. Less than 6 months old | <input type="radio"/> 1 | <input type="radio"/> 2 |
| b. 6 months to under 1 year old | <input type="radio"/> 1 | <input type="radio"/> 2 |
| c. 12 to 23 months old | <input type="radio"/> 1 | <input type="radio"/> 2 |
| d. 24 to 35 months old | <input type="radio"/> 1 | <input type="radio"/> 2 |
| e. 3 to 5 years old | <input type="radio"/> 1 | <input type="radio"/> 2 |
| f. 6 to 9 years old | <input type="radio"/> 1 | <input type="radio"/> 2 |
| g. 10 to 12 years old | <input type="radio"/> 1 | <input type="radio"/> 2 |
| h. 13 to 15 years old | <input type="radio"/> 1 | <input type="radio"/> 2 |
| i. 16 to 20 years old | <input type="radio"/> 1 | <input type="radio"/> 2 |

Life Changes

78. In the past 12 months, how many serious personal losses or difficult problems have you had to handle (e.g., promotion passover, divorce or separation, legal or disciplinary action, bankruptcy, death of someone close, serious illness or injury of a loved one, etc.)?

- ① Many
- ② Some
- ③ Few
- ④ None

79. Have you seriously considered suicide?
(Darken one circle on each line)

I have seriously considered suicide within the:

	Yes	No
a. Past 2 years	①	②
b. Past year	①	②
c. Past 2 months	①	②

80. In the past 12 months, how often did you have any serious problems dealing with your spouse, parents, friends, co-workers, or with your children?

- ① Often
- ② Sometimes
- ③ Rarely (but at least once)
- ④ Never

81. During the past 30 days, how much of the time have your physical or emotional problems interfered with your social activities (like visiting with friends, relatives, etc.)?

- ① All of the time
- ② Most of the time
- ③ Some of the time
- ④ A little of the time
- ⑤ None of the time

82. In the past 12 months, how often did you experience a major pleasant change (for example, promotion, marriage, birth, award, etc.)?

- ① Often
- ② Sometimes
- ③ Rarely (but at least once)
- ④ Never

83. What causes the biggest problem in your life?
(Darken only one circle)

- ① Money
- ② Social life
- ③ Family
- ④ Supervisor
- ⑤ Job
- ⑥ Health
- ⑦ No problems
- ⑧ Other

84. Were you abused before entering the military?
(Darken one circle on each line)

Before entering the military, I had been:

	Yes	No
a. Emotionally abused	①	②
b. Sexually abused	①	②
c. Physically abused	①	②

85. Since entering the military, have you been abused by someone else in the military? (Darken one circle on each line)

Since entering the military, I have been:

	Yes	No
a. Emotionally abused	①	②
b. Sexually abused	①	②
c. Physically abused	①	②

86. Since entering the military, have you been abused by someone NOT in the military? (Darken one circle on each line)

Since entering the military, I have been:

	Yes	No
a. Emotionally abused	①	②
b. Sexually abused	①	②
c. Physically abused	①	②

MILITARY OCCUPATION

87. Have you ever received counseling to help you deal with abuse you've suffered? (Darken one circle on each line)

I have received counseling for:	Yes	No	Doesn't Apply
a. Emotional abuse	①	②	③
b. Sexual abuse	①	②	③
c. Physical abuse	①	②	③

88. A number of statements people use to describe themselves are given below. (Darken one circle on each line)

	Almost always	Often	Sometimes	Almost never
How often are these things true for you:				
a. I am quick-tempered	①	②	③	④
b. I have a fiery temper	①	②	③	④
c. I am a hotheaded person	①	②	③	④
d. I get angry when I am slowed down by others' mistakes	①	②	③	④
e. I feel annoyed when I am not given recognition for doing good work	①	②	③	④
f. I fly off the handle	①	②	③	④
g. When I get mad, I say nasty things	①	②	③	④
h. It makes me furious when I am criticized in front of others	①	②	③	④
i. When I get frustrated, I feel like hitting someone	①	②	③	④
j. I feel infuriated when I do a good job and get a poor evaluation	①	②	③	④

Military Work

The following questions ask how you feel about your current military job.

89. How often are you bothered by each of the following in your military job?

Nearly all the time
 Rather often
 Sometimes
 Rarely
 Not at all

a. Not having enough help and equipment to get the job done well	①	②	③	④	⑤
b. Feeling you have too much responsibility for the work of others	①	②	③	④	⑤
c. Thinking that you'll not be able to meet the conflicting demands of various people you work with	①	②	③	④	⑤
d. Having to do or decide things where mistakes could be quite costly	①	②	③	④	⑤
e. Not knowing just what the people you work with expect from you	①	②	③	④	⑤
f. Thinking that the amount of work you have to do may interfere with how well it gets done	①	②	③	④	⑤
How often are you bothered by each of the following in your military job?					
g. Feeling that you have to do things on the job that are against your better judgment	①	②	③	④	⑤
h. Feeling that your job tends to interfere with your family life	①	②	③	④	⑤
i. Feeling unable to influence your immediate supervisor's decisions and his/her actions that affect you	①	②	③	④	⑤
j. Having to deal with or satisfy too many different people	①	②	③	④	⑤
k. Being asked to work overtime when you don't want to	①	②	③	④	⑤
l. Feeling trapped in a job you don't like but can't change and can't get out of	①	②	③	④	⑤

90. Overall, how satisfied would you say you are with your current military job?

- ① Not at all satisfied
- ② Not too satisfied
- ③ Somewhat satisfied
- ④ Very satisfied

91. Knowing what you know now, if you had to decide all over again whether to serve in your current military job, what would you decide?

- ① Decide definitely not to join
- ② Have some second thoughts about joining
- ③ Decide without hesitation to join

92. In general, how well would you say that your current military job measures up to the sort of job you wanted when you took it?

- ① Very much like it
- ② Somewhat like it
- ③ Not very much like it

93. If a good friend told you he or she was interested in working in a job like your current military job, what would you tell him or her?

- ① Advise him/her against it
- ② Have doubts about recommending it
- ③ Strongly recommend it

94. How sad or happy do you feel about your current military job?

Happy ① ② ③ ④ ⑤ ⑥ Sad

Disaster or Violence Exposure

Exposure to a disaster or violence can sometimes have long-term effects. The following questions will help to provide a history of exposure to disasters or violence that may help in studying their effects.

95. Have you ever been exposed to a natural disaster involving injuries or fatalities (e.g., earthquakes, fire, flood, etc.)? *(Darken one circle on each line)*

I have been exposed to a natural disaster as:		Yes	No
a.	a witness	①	②
b.	a survivor or victim	①	②
c.	a participant in clean-up, rescue, investigation, or aid (remote or on-site)	①	②

96. Have you ever been exposed to combat or violence involving injuries or fatalities? *(Darken one circle on each line)*

I have been exposed to combat or violence as:		Yes	No
a.	a witness	①	②
b.	a survivor or victim	①	②
c.	a participant in clean-up, rescue, investigation, or aid (remote or on-site)	①	②
d.	someone who has used deadly force in combat	①	②

97. Have you ever witnessed or been exposed to a major accident involving injuries or fatalities? *(Darken one circle on each line)*

I have been exposed to a major accident as:		Yes	No
a.	a witness	①	②
b.	a survivor or victim	①	②
c.	a participant in clean-up, rescue, investigation, or aid (remote or on-site)	①	②

DEPLOYMENT

Deployment is when you go into the field or out to sea, but it does not include scheduled annual training.

98. Did you serve with the military in any of the following areas? *(Darken one circle on each line)*

I served in:	No, Never	Yes, Ashore	Yes, Aboard ship
a. The Persian Gulf – Operations Desert Shield or Desert Storm	①	②	③
b. Panama – Operation Just Cause	①	②	③
c. Somalia – Operation Restore Hope	①	②	③
e. Haiti – Operation Uphold Democracy	①	②	③
f. Bosnia – Operations Joint Endeavor or Joint Guard	①	②	③
g. Cuba – Operation Safe Haven	①	②	③
h. Other foreign areas	①	②	③

99. What is the approximate total time you have been deployed since you joined the military?

- ① Less than 1 month
- ② 1 month
- ③ 2-3 months
- ④ 4-5 months
- ⑤ 6-11 months
- ⑥ 12-23 months
- ⑦ 24-35 months
- ⑧ 36-47 months
- ⑨ More than 4 years
- ⑩ Never been deployed

100. Think about your last deployment. How much stress did you experience upon returning to your usual job? If you are active duty military, usual job refers to your military job. If you are in the guard or reserve, usual job refers to your civilian job.

- ① A great deal
- ② A fairly large amount
- ③ Some
- ④ A little
- ⑤ None at all
- ⑥ Never been deployed

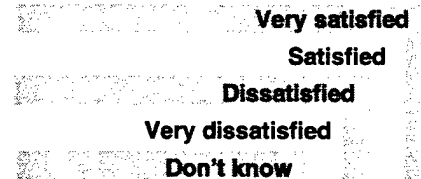
101. During the past 12 months, have you been away from your home as part of your military service for at least 30 days in a row?

- ① Yes
- ② No

102. The last time you were deployed, how much stress did you experience upon returning to your home?

- ① A great deal
- ② A fairly large amount
- ③ Some
- ④ A little
- ⑤ None at all
- ⑥ Never been deployed

103. Think about the last time you were deployed.



How satisfied were you with:

- a. The number of toilet facilities provided ① ② ③ ④ ⑤ ⑥
- b. The number of hand washing facilities provided ① ② ③ ④ ⑤ ⑥
- c. The number of shower facilities provided ① ② ③ ④ ⑤ ⑥
- d. The amount of privacy available for personal hygiene ① ② ③ ④ ⑤ ⑥
- e. The availability of health care services . . . ① ② ③ ④ ⑤ ⑥

104. In the past 5 years, have you ever been prevented or deferred from deploying for any of the following reasons: *(Darken one circle on each line)*

- ⑦ I've never been deployed.
- ① I've never been prevented from deploying.

I was not deployed because of:	Yes	No
a. A pregnancy	①	②
b. A family situation	①	②
c. An injury	①	②
d. Dental work	①	②
e. A short-term illness (e.g., flu, cold, etc.)	①	②
f. A chronic illness (e.g., asthma, diabetes)	①	②

Occupational Health

105. During the past 30 days, have you been exposed to tobacco smoke for an hour or more a day at work or at home?

- ① Not exposed
- ② At work only
- ③ At home only
- ④ Both at work and at home

106. How long have you been/were you exposed to the hazards listed below?

- 5 years or more
- 3-4 years
- 1-2 years
- Less than 1 year
- Not exposed
- Don't know

I've been exposed to:

- a. Fibrous glass (fiberglass) ① ② ③ ④ ⑤ ⑥
- b. Asbestos ① ② ③ ④ ⑤ ⑥
- c. Coal dust or rock dust ① ② ③ ④ ⑤ ⑥
- d. Silica powder or sandblasting dust . . . ① ② ③ ④ ⑤ ⑥
- e. Other specific dusts (woods, talc, lime) ① ② ③ ④ ⑤ ⑥
- f. Respiratory or skin irritants ① ② ③ ④ ⑤ ⑥
- g. Chemicals (acids, alkalis, solvents) . . ① ② ③ ④ ⑤ ⑥
- h. Paint (oil-based thinner, scrapings, or sanding) ① ② ③ ④ ⑤ ⑥
- i. Metal fumes (from molten metal) ① ② ③ ④ ⑤ ⑥
- j. Metal scrapings/filings ① ② ③ ④ ⑤ ⑥
- k. Welding fumes ① ② ③ ④ ⑤ ⑥
- l. Coal tar, pitch, asphalt ① ② ③ ④ ⑤ ⑥
- m. Engine exhaust (gasoline, diesel, or jet) ① ② ③ ④ ⑤ ⑥
- n. Fuels or motor oil ① ② ③ ④ ⑤ ⑥

I've been exposed to:

- o. Loud noise (e.g., jets) ① ② ③ ④ ⑤ ⑥
- p. Heavy lifting (over 25 lb) ① ② ③ ④ ⑤ ⑥
- q. X-rays ① ② ③ ④ ⑤ ⑥
- r. Radioactive materials (e.g., nuclear fuel, nuclear medicines) ① ② ③ ④ ⑤ ⑥
- s. Vibration (vibrating tools, motors) . . . ① ② ③ ④ ⑤ ⑥
- t. General shop dust ① ② ③ ④ ⑤ ⑥
- u. Pesticides, herbicides ① ② ③ ④ ⑤ ⑥
- v. Alcohol (industrial) ① ② ③ ④ ⑤ ⑥
- w. Medical waste (e.g., used hypodermic needles) ① ② ③ ④ ⑤ ⑥
- x. Adhesives ① ② ③ ④ ⑤ ⑥
- y. Explosives ① ② ③ ④ ⑤ ⑥
- z. Radar antenna or array (within 50 ft) . ① ② ③ ④ ⑤ ⑥
- aa. Transmitting antennas (within 50 ft) . . ① ② ③ ④ ⑤ ⑥
- bb. Some other hazard ① ② ③ ④ ⑤ ⑥

107. Is protective gear available for your use in your current military job? Examples of protective gear are gloves, respirator, filter, mask, boots, ear plugs, film badge, hazardous materials suit and fire fighting suit.

- ① Yes, always
- ② Sometimes, but not always
- ③ No, never
- ④ Don't need to wear protective gear

108. In your military job, when you have contact with substances that might be harmful, how often do you use protective gear?

- ① Never
- ② Some of the time
- ③ Most of the time
- ④ Always
- ⑤ Don't need to wear protective gear
(No contact with harmful substances)


109. In your military job, when you have contact with substances that might be harmful, which reasons for **NOT** wearing protective gear are true for you? *(Darken one circle on each line)*

- ① Don't need to wear protective gear
(No contact with harmful substances)

In my military job,

I don't wear protective gear when:

	Yes	No
a. It doesn't work properly	①	②
b. It interferes with job performance	①	②
c. It is uncomfortable	①	②
d. I don't know how to use it	①	②

If you are **MALE**: Please  here. Place the questionnaire in the enclosed postage-free envelope. Thank you for your time and cooperation.

If you are **FEMALE**: We would appreciate it if you would take a few extra minutes to answer some additional questions about women's health issues. Please continue.

Women's Health Issues

This section asks questions about women's health issues, including stress, health care and medical conditions.

1. In the past 12 months, how much stress did you experience because you are a woman in the military?

- ① None at all
- ② A little
- ③ Some
- ④ A fairly large amount
- ⑤ A great deal

2. During the past 3 months, did you have any of these conditions? (Include times you have had these conditions even if you didn't seek medical care.)
(*Darken one circle on each line*)

In the past 3 months,

I have had:	Yes	No
a. Premenstrual symptoms or pain (PMS, premenstrual cramps)	①	②
b. Cramps or pain during menstrual period requiring medication or time off of work	①	②
c. Heavy periods (excessive menstrual flow)	①	②
d. Light periods (hardly any menstrual flow)	①	②
e. One missed period	①	②
f. No menstrual periods for 2 or more months	①	②
g. Period lasting longer than a week	①	②
h. Excessive frequency of periods (time between periods too short)	①	②
i. Bleeding between periods	①	②

In the past 3 months, I have had:

j. Yeast or vaginal infection	①	②
k. Vaginal rash, discharge, or other disorder except yeast infection or sexually transmitted disease	①	②
l. Endometriosis	①	②
m. Problem with uterus (womb) other than endometriosis	①	②
n. Abdominal pain (from known cysts)	①	②
o. Abdominal pain (from other unknown cause)	①	②
p. Discharge from breast	①	②
q. Breast lump	①	②

3. If you missed a period in the past 30 days, have you had a pregnancy test?

- ① Yes
- ② No, not yet
- ③ No, I've had a hysterectomy
- ④ No, I am menopausal or post-menopausal
- ⑤ Did not miss a period in the last 30 days

4. At what age did your menstrual cycles begin?

- ① Younger than 10 years old
- ② 10-12 years old
- ③ 13-15 years old
- ④ 16 years old or older
- ⑤ Don't know

5. What is the total number of years you have taken birth control pills in your lifetime?

- ① ② ③ ④ ⑤ ⑥ ⑦ ⑧ ⑨ ⑩ ⑪ or more

6. During the past month, have you taken replacement estrogens in the form of:
(*Darken one circle on each line*)

	Yes	No
a. Hormone pills	①	②
b. Hormone creams or other hormone preparation such as a skin patch	①	②

7. A mammogram is an x-ray taken of your breasts by a machine that presses each breast between two plates (one at a time). When did you have your most recent mammogram?

- ① Less than 1 year ago
- ② 1 year ago
- ③ 2 years ago
- ④ 3 or more years ago
- ⑤ Never
- ⑥ Don't know

8. A Pap smear is when a health care provider inserts a swab into your vagina to scrape cells from the cervix. How long has it been since you had a Pap smear?

- ① Within the past year
- ② More than 1 year ago but within the past 2 years
- ③ 2-3 years ago
- ④ 3-5 years ago
- ⑤ More than 5 years ago
- ⑥ Never
- ⑦ Don't know

9. Have you ever had a Pap smear where the result was NOT normal?

- ① Yes
- ② No
- ③ Don't know

10. If you have had Pap smear results that were NOT normal, have you had any of the following? (Darken one circle on each line)

Because of a NOT normal Pap smear, I have had:	Yes	No	Doesn't Apply
a. Additional tests	①	②	③
b. Surgery	①	②	③
c. Other treatment	①	②	③
d. More frequent Pap smears	①	②	③

11. How often do you examine your breasts for lumps?

- ① Monthly
- ② Once every few months
- ③ Rarely or never

12. About how long has it been since you had your breasts examined by a health care provider?

- ① Less than 1 year
- ② 1 year
- ③ 2 years
- ④ 3 years or more
- ⑤ Never had breasts examined

13. Have you received training from a medical provider on how to examine your own breasts?

- ① Yes
- ② No

14. Have you ever had an operation to remove a breast lump that was found to be noncancerous?

- ① Yes
- ② No

15. Do you know where to get information about possible pregnancy risks from your job and job environment?

- ① Yes
- ② No
- ③ I can't get pregnant

16. When you are pregnant, do you feel you are given enough time off from your usual job to see an OB/GYN when necessary?

- ① Yes
- ② No
- ③ I have never been pregnant

17. While stationed outside the continental United States, how easy or difficult has it been to receive the kind of OB/GYN care you would like?

- ① Very easy
- ② Somewhat easy
- ③ Somewhat difficult
- ④ Very difficult
- ⑤ I have never been stationed outside the United States

18. How many times have you been pregnant since joining the military?

- ① I've never been pregnant since joining the military
- ② 1 time
- ③ 2 times
- ④ 3 times
- ⑤ 4 or more times

19. Think about the times you've been pregnant since joining the military. How many times did you mean to get pregnant?

- ① I've never been pregnant since joining the military
- ② I did not mean to get pregnant, but I have been pregnant since joining the military
- ③ 1 time
- ④ 2 times
- ⑤ 3 times
- ⑥ 4 or more times

WOMEN'S HEALTH ISSUES

20. During an operational assignment, have you had:

(Darken one circle on each line)

- | | Yes | No |
|--|-----|----|
| a. a pregnancy that you meant to have | ① | ② |
| b. a pregnancy that you did not mean to have | ① | ② |

21. How many live births have you had?

- ① ② ③ ④ ⑤ ⑥ ⑦ ⑧ ⑨ or more

22. How many premature babies have you had?

- ① ② ③ ④ ⑤ ⑥ ⑦ ⑧ ⑨ or more

23. How many of the babies you've had weighed less than 5 pounds at birth?

- ① ② ③ ④ ⑤ ⑥ ⑦ ⑧ ⑨ or more

24. How old were you the first time you gave birth?

- ① Have never given birth

• First, enter your age when your first child was born. Write ONE number in each box.

YRS.		
①	①	
②	②	
③	③	
④	④	
⑤	⑤	
⑥	⑥	
⑦	⑦	
⑧	⑧	
⑨	⑨	

• Then, darken the matching circle below each box.

25. To the best of your knowledge, when was the last time you were pregnant?

- ⑦ Currently pregnant
- ⑥ May be pregnant now, but don't know for certain
- ⑤ Within the past year but not now
- ④ More than 1 year ago but within the past 2 years
- ③ More than 2 years ago but within the past 5 years
- ② More than 5 years ago
- ① Have never been pregnant

The next question refers to the last time you were pregnant. If you are currently pregnant, please answer for this pregnancy. "Pregnancy check-ups" refer to checkups for weight, blood pressure, physical exams, procedures such as ultrasound, or other medical procedures related to pregnancy.

26. Think about your last pregnancy (or your current pregnancy). How long after you became pregnant did you have your first pregnancy check-up?

- ⑥ Within the first 3 months after becoming pregnant
- ⑤ 4-6 months after becoming pregnant
- ④ More than 6 months after becoming pregnant
- ③ Did not have any pregnancy check-ups
- ② Have not had first check-up
- ① Have never been pregnant

27. In the past 12 months, have you had any of the following? (Darken one circle on each line)

	Yes	No	Doesn't Apply
In the past 12 months, I have had:			
a. Problems becoming pregnant?	①	②	③
b. Pregnancy complications that restricted your normal activities (e.g., high blood pressure, severe swelling, spotting, premature labor, diabetes, etc.)?	①	②	③
c. An ectopic or "tubal" pregnancy?	①	②	③
d. A miscarriage or spontaneous abortion?	①	②	③
e. Childbirth problems? (e.g., hemorrhaging, Cesarean section, induced labor)	①	②	③
f. Complications after childbirth that restricted your normal activities (e.g., infection, depression)	①	②	③

Thank you for the extra effort to complete these questions.

Place the questionnaire in the enclosed postage-free envelope.
Thank you for your time and cooperation.

ENLISTED Job Category Examples (for Question 13)

(If you are an officer, please turn this page over to find examples of officer job categories.)

CATEGORY	EXAMPLES
Infantry, Gun Crew, Air Crew, or Seamanship Specialist	Individual weapons specialists, crew-served artillery specialists, armor and amphibious crew, air crew, specialists in combat engineering and seamanship, and installation security personnel
Electronic Equipment Repairmen	Specialists in the maintenance and repair of electronic equipment, such as radio, radar, sonar, navigation, weapons, and computers
Communications or Intelligence Specialist	Specialists in the operation and monitoring of radio, radar, sonar, and gathering and interpretation of intelligence
Health Care Specialist	Specialists in patient care and treatment, medical support, and related medical and dental services
Other Technical or Allied Specialist	Specialists in skills not classified elsewhere, such as photography, mapmaking, weather, ordnance disposal, laboratory analysis, and music
Functional Support and Administration	General administrative, clerical, and professional specialists, including administrative specialists in data processing, functional support specialists (in areas such as supply, transportation, and flight operations), chaplains' assistants, and public affairs specialists
Electrical or Mechanical Equipment Repairman	Specialists in the maintenance and repair of aircraft, automotive equipment, missile systems, marine engines and boilers, power-generating equipment, and other mechanical and electrical equipment
Craftsman	Metalworkers, construction workers, plumbers, electricians, heating and cooling specialists, lithographers, and other trades
Service and Supply Handler	Personnel in food service, operation of motor transport, shipping and receiving, law enforcement, laundry and dry cleaning
Other	Includes officer candidates, authorizations for personnel in a student status, or personnel serving in duties of a special or otherwise undesignated nature

OFFICER Job Category Examples (for Question 13)

(If you are enlisted, please turn this page over to find examples of enlisted job categories.)

CATEGORY	EXAMPLES
General Officer or Executive	Includes all officers of General or Flag rank, all Marine Corps full Colonels, and all directors, planners, or executives not classified elsewhere
Tactical Operations Officer	Includes pilots and aircraft crews, such as navigators; infantry, artillery, armor, and close support officers; Naval ship commanders; missile systems officers and missile unit commanders; and combat and operations officers
Intelligence Officer	Includes strategic, general, and communications intelligence officers, and counterintelligence officers
Engineering or Maintenance Officer	Includes civil engineers and architects; electrical and electronic engineers; communications engineers and communications officers; aircraft maintenance officers and aeronautical engineers; weapons engineering and maintenance officers; missile maintenance officers; ground, aviation, and weapons safety officers; chemical engineers; and topographic engineers, and cartographic and serial mapping officers
Scientist or Professional (not involved with health care)	Includes chemists, biological scientists, physicists, geologists, meteorologists, social or behavioral scientists, lawyers, chaplains, mathematicians and statisticians, and military college faculty members
Health Care Officer	Includes physicians, dentists, nurses, veterinarians, allied health officers, and health services administration officers
Administrator	Includes general administrative officers, manpower and personnel managers, comptrollers and accounting officers, data processing officers, public and internal information officers, police, Inspector General and technical inspection positions, morale and welfare officers, and officers engaged in the planning, management, and operation of training programs
Supply, Procurement, or Allied Officer	Includes officers in supply, procurement and production, transportation, food service, and related logistical activities
Other	Includes law students, medical students, flight students, other trainees, and billet designators

APPENDIX B

Total Force Health Assessment Pretest Debriefing Form

Date: Saturday, August 9, 1997

Service: Air Force Reserves

Installation: Charleston Air Force Base

Number of Respondents in This Debriefing Session _____

Session (I or II) _____

General Questions:

- If you were to get a questionnaire like this in the mail, how interested would you be in completing it? Why?

- If this questionnaire had been mailed to you, what would motivate you to fill it out and send it back?

- Were there any questions that you felt didn't apply to you? Did those questions have appropriate response categories (so you could indicate that it didn't apply to you)? Any questions that did apply to you but did not have appropriate response choices for you?

- Were any sections or types of questions particularly interesting to answer? Or particularly easy to answer? Which types of questions were you less interested in? Which ones were more difficult to answer?

- Taking all your answers together, do you think the questionnaire will give a fairly accurate (if not exact) picture of your behavior? If not, what areas seem not to have been very well reflected? What areas seem to have been distorted because of the way you had to answer the kinds of questions?

- Were there any questions (or sections) you thought should not have been asked? Which ones? Why did you consider them inappropriate? [PROBE: Were the Q's offensive, too sensitive, too "prying," not what was expected would be in the questionnaire based on the introduction, etc.?)

- Were there any questions in particular that you didn't understand? Which ones? [PROBE: What were the problems; what wasn't clear? What did you *think* we were asking? Were there any response choices that weren't clear? What might be done to make these questions/response choices clearer?]

For Guard/Reserve Debriefings:

Did you have any trouble understanding questions related to your "job," your "usual job," etc.? What did you consider your "job/usual job" to be in these questions? Examples would be Qs 28, 30, 100.

Specific Queries about Questions

- Q13:

How easy was it for you to identify an appropriate category? Did you use the blue handout?

- Q23:

How difficult was it to understand the terms? Were there any terms that you did not understand? Any suggestions for making some terms clearer?

How difficult was it to answer this question -- particularly the follow-up question (the "If yes, what was the result?" question)?

- Qs 24 and 25:

How difficult was it to recall any illnesses or injuries in the past 12 months?

- Qs 56 and 64:

How difficult was it to figure out what the question was asking?

- Qs 69 and 70:

How did you feel about being asked about your birth control habits?

Were there any words that you did not understand? Were there any methods that you did not understand? Any suggestions for making these methods clearer?

How difficult was it for you to understand what Q70 was asking? (Q70 is the question about reasons for not using birth control.)

- Qs 78 and 82:

How difficult was it for you to choose among the response choices? Were there obvious differences among the response choices?

- Q106:

Were there any terms that you did not understand?

- "Deployment" questions (98-104):

What does deployment mean to you?

In Q104, how did you define being "prevented from deploying"?

- Q 2 in the "Women's Health" section

How easy was it to understand the words? What words were particularly difficult to understand (e.g., endometriosis, "heavy periods," "light periods.") Any suggestions for making some terms clearer?

- Q 19 in the "Women's Health" section

Did you have trouble understanding what the question was asking?

- Q20 in the "Women's Health" section

Do you understand the term "operational assignment"?

How would you define that term?

- Q 27 in the "Women's Health" section

What phrases or terms were particularly difficult to understand (e.g., ectopic/"tubal" pregnancy or part b.)? Any suggestions for making some terms clearer?

Total Force Health Assessment Pretest Debriefing Form

Date: Monday, September 22 , 1997

Service: Active Army

Installation: Fort Bragg Army Post

Number of Respondents in This Debriefing Session _____

Session (I or II) _____

General Questions:

- If this questionnaire had been mailed to you, what would motivate you to fill it out and send it back? (Note who is saying they would consider filling it out--and under what conditions--and those who are adamant about their refusal.)
- How would you react to a second mailing of the same questionnaire?
- If you were told that the questionnaires were completely anonymous and that the only identifying numbers are on the return envelopes and as soon as they're received, the questionnaires are separated from the return envelopes, what would your reaction be? We're putting ID numbers on the return envelopes so that we can keep track of the returned surveys. Would you believe us?
- How would knowing about the ID numbers on the return envelopes affect your willingness to fill out the questionnaire?
- If you were asked to report for a group survey session, would you attend?
- Who would have to make the REQUEST in order for you to consider attending?
- Were there any questions that you felt didn't apply to you? Did those questions have appropriate response categories (so you could indicate that it didn't apply to you)? Any questions that did apply to you but did not have appropriate response choices for you?

- Were any sections or types of questions particularly interesting to answer? Or particularly easy to answer? Which types of questions were you less interested in? Which ones were more difficult to answer?
- Taking all your answers together, do you think the questionnaire will give a fairly accurate (if not exact) picture of your behavior? If not, what areas seem not to have been very well reflected? What areas seem to have been distorted because of the way you had to answer the kinds of questions?
- Were there any questions (or sections) you thought should not have been asked? Which ones? Why did you consider them inappropriate? [PROBE: Were the Q's offensive, too sensitive, too "prying," not what was expected would be in the questionnaire based on the introduction, etc.?)
- Were there any questions in particular that you didn't understand? Which ones? [PROBE: What were the problems; what wasn't clear? What did you *think* we were asking? Were there any response choices that weren't clear? What might be done to make these questions/response choices clearer?]

Specific Queries about Questions

- Qs 24 and 25:
How difficult was it to recall any illnesses or injuries in the past 12 months?
- Did you have any trouble understanding questions related to your "job," your "usual job,"

etc.? What did you consider your "job/usual job" to be in these questions? Examples would be Qs 28, 30, 100.

- Qs 32, 33, 34
Did Q32, Q33, and Q34 "trip you up"? Were you bothered by the fact that we were asking that question?
- Q 69
Were there any words that you did not understand? Were there any methods that you did not understand? Any suggestions for making these methods clearer?
- What's your definition of abstinence (69i)?
- What difference do you see between people who have had a vasectomy/tubes tied/hysterectomy or are sterile and those who use a birth control pills, condoms, spermicides, etc? How are they different?
- Q 70
How difficult was it for you to understand what Q70 was asking? (Q70 is the question about reasons for not using birth control.)
- "Deployment" questions (98-104):
What does deployment mean to you? Give us a definition of deployment.
- Q106

Any problems understanding what settings we were asking about? Did you think we were asking about exposures in general? At work? At home?

- Women's section Q20
How do you interpret this question? What do you think we're trying to get at?

Instead of the way Q20 is worded, we're considering changing it to read: Have you ever had a pregnancy to avoid deployment or return early from deployment?

APPENDIX C
PRELIMINARY SAMPLING DESIGN REPORTS

Domain Data Report

Domain Number	Domain Size	Population Percentage	Precision Constraint	Prevalence	Domain Label
1	407,419	23.21%	0.030	0.10	Male*Active Army
2	308,785	17.59%	0.030	0.10	Male*Active Air Force
3	491,021	27.97%	0.030	0.10	Male*Army National Guard + Army Reserve
4	75,373	4.29%	0.030	0.10	Male*Navy Reserve
5	39,428	2.25%	0.030	0.10	Male*Marine Corps Reserve
6	149,451	8.51%	0.030	0.10	Male*Air National Guard + Air Force Reserve
7	69,409	3.95%	0.030	0.10	Female*Active Army
8	65,244	3.72%	0.030	0.10	Female*Active Air Force
9	83,332	4.75%	0.030	0.10	Female*Army National Guard + Army Reserve
10	16,574	0.94%	0.030	0.10	Female*Navy Reserve
11	1,795	0.10%	0.030	0.10	Female*Marine Corps Reserve
12	31,449	1.79%	0.030	0.10	Female*Air National Guard + Air Force Reserve
13	716,204	40.80%	0.030	0.10	Male*Active Army + Active Air Force
14	755,273	43.02%	0.030	0.10	Male*Army National Guard + Army Reserve + Navy Reserve + Marine Corps Reserve + Air National Guard + Air Force Reserve
15	134,653	7.67%	0.030	0.10	Female*Active Army + Active Air Force
16	133,150	7.58%	0.030	0.10	Female*Army National Guard + Army Reserve + Navy Reserve + Marine Corps Reserve + Air National Guard + Air Force Reserve
17	870,606	49.59%	0.030	0.10	Male*E1 + E2 + E3 + E4 + E5
18	357,377	20.36%	0.030	0.10	Male*E6 + E7 + E8 + E9
19	21,980	1.25%	0.100	0.10	Male*W1 + W2 + W3 + W4 + W5
20	116,917	6.66%	0.030	0.10	Male*O1 + O2 + O3
21	104,597	5.96%	0.030	0.10	Male*O4 + O5 + O6
22	173,486	9.88%	0.030	0.10	Female*E1 + E2 + E3 + E4 + E5
23	49,033	2.79%	0.030	0.10	Female*E6 + E7 + E8 + E9
24	1,374	0.08%	0.100	0.10	Female*W1 + W2 + W3 + W4 + W5
25	27,535	1.57%	0.030	0.10	Female*O1 + O2 + O3
26	16,375	0.93%	0.030	0.10	Female*O4 + O5 + O6
27	1,061,333	60.46%	0.030	0.10	Male*non-Hispanic White
28	247,999	14.13%	0.030	0.10	Male*non-Hispanic Black
29	91,565	5.22%	0.030	0.10	Male*Hispanic
30	10,291	0.59%	0.030	0.10	Male*American Indian/Alaskan Native
31	34,571	1.97%	0.030	0.10	Male*Asian/Pacific Islander
32	25,718	1.46%	0.030	0.10	Male*Other
33	156,126	8.89%	0.030	0.10	Female*non-Hispanic White
34	82,454	4.70%	0.030	0.10	Female*non-Hispanic Black
35	14,530	0.83%	0.030	0.10	Female*Hispanic
36	2,526	0.14%	0.030	0.10	Female*American Indian/Alaskan Native
37	7,018	0.40%	0.030	0.10	Female*Asian/Pacific Islander
38	5,149	0.29%	0.030	0.10	Female*Other
39	1,314,360	74.87%	0.030	0.10	Male*CONUS
40	157,117	8.95%	0.030	0.10	Male*OCONUS
41	240,685	13.71%	0.030	0.10	Female*CONUS
42	27,118	1.54%	0.030	0.10	Female*OCONUS
43	1,471,477	83.82%	0.020	0.10	Male

Domain Data Report

Domain Number	Domain Size	Population Percentage	Precision Constraint	Prevalence	Domain Label
44	267,803	15.25%	0.020	0.10	Female
45	476,828	27.16%	0.020	0.10	Active Army
46	374,029	21.31%	0.020	0.10	Active Air Force
47	574,353	32.72%	0.020	0.10	Army National Guard + Army Reserve
48	91,947	5.24%	0.020	0.10	Navy Reserve
49	41,223	2.35%	0.020	0.10	Marine Corps Reserve
50	180,900	10.30%	0.020	0.10	Air National Guard + Air Force Reserve
51	850,857	48.47%	0.020	0.10	Active Army + Active Air Force
52	888,423	50.61%	0.020	0.10	Army National Guard + Army Reserve + Navy Reserve + Marine Corps Reserve + Air National Guard + Air Force Reserve
53	1,044,092	59.47%	0.020	0.10	E1 + E2 + E3 + E4 + E5
54	406,410	23.15%	0.020	0.10	E6 + E7 + E8 + E9
55	23,354	1.33%	0.100	0.10	W1 + W2 + W3 + W4 + W5
56	144,452	8.23%	0.020	0.10	O1 + O2 + O3
57	120,972	6.89%	0.020	0.10	O4 + O5 + O6
58	1,217,459	69.35%	0.020	0.10	non-Hispanic White
59	330,453	18.82%	0.020	0.10	non-Hispanic Black
60	106,095	6.04%	0.020	0.10	Hispanic
61	12,817	0.73%	0.020	0.10	American Indian/Alaskan Native
62	41,589	2.37%	0.020	0.10	Asian/Pacific Islander
63	30,867	1.76%	0.020	0.10	Other
64	1,555,045	88.58%	0.020	0.10	CONUS
65	184,235	10.49%	0.020	0.10	OCONUS
66	1,739,280	99.07%	0.020	0.10	Male + Female

Stratum Sizes

Stratum Number	Stratum Size	Description	
1	120,231	Service	Active Army
		Location	CONUS
		Pay Grade	E1 + E2 + E3 + E4 + E5
		Gender	Male
		Race/Ethnicity	non-Hispanic White
2	43,136	Service	Active Army
		Location	CONUS
		Pay Grade	E1 + E2 + E3 + E4 + E5
		Gender	Male
		Race/Ethnicity	non-Hispanic Black
3	25,255	Service	Active Army
		Location	CONUS
		Pay Grade	E1 + E2 + E3 + E4 + E5
		Gender	Male
		Race/Ethnicity	Hispanic + American Indian/Alaskan Native + Asian/Pacific Islander + Other
4	16,017	Service	Active Army
		Location	CONUS
		Pay Grade	E1 + E2 + E3 + E4 + E5
		Gender	Female
		Race/Ethnicity	non-Hispanic White
5	15,582	Service	Active Army
		Location	CONUS
		Pay Grade	E1 + E2 + E3 + E4 + E5
		Gender	Female
		Race/Ethnicity	non-Hispanic Black
6	4,915	Service	Active Army
		Location	CONUS
		Pay Grade	E1 + E2 + E3 + E4 + E5
		Gender	Female
		Race/Ethnicity	Hispanic + American Indian/Alaskan Native + Asian/Pacific Islander + Other
7	40,792	Service	Active Army
		Location	CONUS
		Pay Grade	E6 + E7 + E8 + E9
		Gender	Male
		Race/Ethnicity	non-Hispanic White
8	27,022	Service	Active Army
		Location	CONUS
		Pay Grade	E6 + E7 + E8 + E9
		Gender	Male
		Race/Ethnicity	non-Hispanic Black
9	10,704	Service	Active Army
		Location	CONUS
		Pay Grade	E6 + E7 + E8 + E9
		Gender	Male

Stratum Sizes

Stratum Number	Stratum Size	Description
		Race/Ethnicity Hispanic + American Indian/Alaskan Native + Asian/Pacific Islander + Other
10	2,917	Service Active Army Location CONUS Pay Grade E6 + E7 + E8 + E9 Gender Female
11	5,906	Race/Ethnicity non-Hispanic White Service Active Army Location CONUS Pay Grade E6 + E7 + E8 + E9 Gender Female
12	944	Race/Ethnicity non-Hispanic Black Service Active Army Location CONUS Pay Grade E6 + E7 + E8 + E9 Gender Female
		Race/Ethnicity Hispanic + American Indian/Alaskan Native + Asian/Pacific Islander + Other
13	29,525	Service Active Army Location CONUS Pay Grade W1 + W2 + W3 + W4 + W5 + O1 + O2 + O3 Gender Male
		Race/Ethnicity non-Hispanic White
14	3,874	Service Active Army Location CONUS Pay Grade W1 + W2 + W3 + W4 + W5 + O1 + O2 + O3 Gender Male
		Race/Ethnicity non-Hispanic Black
15	3,322	Service Active Army Location CONUS Pay Grade W1 + W2 + W3 + W4 + W5 + O1 + O2 + O3 Gender Male
		Race/Ethnicity Hispanic + American Indian/Alaskan Native + Asian/Pacific Islander + Other
16	4,059	Service Active Army Location CONUS Pay Grade W1 + W2 + W3 + W4 + W5 + O1 + O2 + O3 Gender Female
		Race/Ethnicity non-Hispanic White
17	1,312	Service Active Army Location CONUS Pay Grade W1 + W2 + W3 + W4 + W5 + O1 + O2 + O3 Gender Female
		Race/Ethnicity non-Hispanic Black
18	692	Service Active Army

Stratum Sizes

Stratum Number	Stratum Size	Description
		Location CONUS Pay Grade W1 + W2 + W3 + W4 + W5 + O1 + O2 + O3 Gender Female Race/Ethnicity Hispanic + American Indian/Alaskan Native + Asian/Pacific Islander + Other
19	16,072	Service Active Army Location CONUS Pay Grade O4 + O5 + O6 Gender Male Race/Ethnicity non-Hispanic White
20	1,792	Service Active Army Location CONUS Pay Grade O4 + O5 + O6 Gender Male Race/Ethnicity non-Hispanic Black
21	1,103	Service Active Army Location CONUS Pay Grade O4 + O5 + O6 Gender Male Race/Ethnicity Hispanic + American Indian/Alaskan Native + Asian/Pacific Islander + Other
22	1,941	Service Active Army Location CONUS Pay Grade O4 + O5 + O6 Gender Female Race/Ethnicity non-Hispanic White
23	503	Service Active Army Location CONUS Pay Grade O4 + O5 + O6 Gender Female Race/Ethnicity non-Hispanic Black
24	214	Service Active Army Location CONUS Pay Grade O4 + O5 + O6 Gender Female Race/Ethnicity Hispanic + American Indian/Alaskan Native + Asian/Pacific Islander + Other
25	31,591	Service Active Army Location OCONUS Pay Grade E1 + E2 + E3 + E4 + E5 Gender Male Race/Ethnicity non-Hispanic White
26	12,916	Service Active Army Location OCONUS Pay Grade E1 + E2 + E3 + E4 + E5

Stratum Sizes

Stratum Number	Stratum Size	Description	
27	6,903	Gender	Male
		Race/Ethnicity	non-Hispanic Black
		Service	Active Army
		Location	OCONUS
		Pay Grade	E1 + E2 + E3 + E4 + E5
		Gender	Male
28	4,112	Race/Ethnicity	Hispanic + American Indian/Alaskan Native + Asian/Pacific Islander + Other
		Service	Active Army
		Location	OCONUS
		Pay Grade	E1 + E2 + E3 + E4 + E5
		Gender	Female
		Race/Ethnicity	non-Hispanic White
29	4,480	Service	Active Army
		Location	OCONUS
		Pay Grade	E1 + E2 + E3 + E4 + E5
		Gender	Female
		Race/Ethnicity	non-Hispanic Black
		Service	Active Army
30	1,288	Location	OCONUS
		Pay Grade	E1 + E2 + E3 + E4 + E5
		Gender	Female
		Race/Ethnicity	Hispanic + American Indian/Alaskan Native + Asian/Pacific Islander + Other
		Service	Active Army
		Location	OCONUS
31	9,675	Pay Grade	E6 + E7 + E8 + E9
		Gender	Male
		Race/Ethnicity	non-Hispanic White
		Service	Active Army
		Location	OCONUS
		Pay Grade	E6 + E7 + E8 + E9
32	7,607	Gender	Male
		Race/Ethnicity	non-Hispanic Black
		Service	Active Army
		Location	OCONUS
		Pay Grade	E6 + E7 + E8 + E9
		Gender	Male
33	3,070	Race/Ethnicity	Hispanic + American Indian/Alaskan Native + Asian/Pacific Islander + Other
		Service	Active Army
		Location	OCONUS
		Pay Grade	E6 + E7 + E8 + E9
		Gender	Male
		Race/Ethnicity	Hispanic + American Indian/Alaskan Native + Asian/Pacific Islander + Other
34	715	Service	Active Army
		Location	OCONUS
		Pay Grade	E6 + E7 + E8 + E9
		Gender	Female
		Race/Ethnicity	non-Hispanic White
		Service	Active Army

Stratum Sizes

Stratum Number	Stratum Size	Description	
35	1,840	Service	Active Army
		Location	OCONUS
		Pay Grade	E6 + E7 + E8 + E9
		Gender	Female
		Race/Ethnicity	non-Hispanic Black
36	305	Service	Active Army
		Location	OCONUS
		Pay Grade	E6 + E7 + E8 + E9
		Gender	Female
		Race/Ethnicity	Hispanic + American Indian/Alaskan Native + Asian/Pacific Islander + Other
37	7,050	Service	Active Army
		Location	OCONUS
		Pay Grade	W1 + W2 + W3 + W4 + W5 + O1 + O2 + O3
		Gender	Male
		Race/Ethnicity	non-Hispanic White
38	957	Service	Active Army
		Location	OCONUS
		Pay Grade	W1 + W2 + W3 + W4 + W5 + O1 + O2 + O3
		Gender	Male
		Race/Ethnicity	non-Hispanic Black
39	909	Service	Active Army
		Location	OCONUS
		Pay Grade	W1 + W2 + W3 + W4 + W5 + O1 + O2 + O3
		Gender	Male
		Race/Ethnicity	Hispanic + American Indian/Alaskan Native + Asian/Pacific Islander + Other
40	879	Service	Active Army
		Location	OCONUS
		Pay Grade	W1 + W2 + W3 + W4 + W5 + O1 + O2 + O3
		Gender	Female
		Race/Ethnicity	non-Hispanic White
41	262	Service	Active Army
		Location	OCONUS
		Pay Grade	W1 + W2 + W3 + W4 + W5 + O1 + O2 + O3
		Gender	Female
		Race/Ethnicity	non-Hispanic Black
42	136	Service	Active Army
		Location	OCONUS
		Pay Grade	W1 + W2 + W3 + W4 + W5 + O1 + O2 + O3
		Gender	Female
		Race/Ethnicity	Hispanic + American Indian/Alaskan Native + Asian/Pacific Islander + Other
43	3,246	Service	Active Army
		Location	OCONUS

Stratum Sizes

Stratum Number	Stratum Size	Description	
44	383	Pay Grade	O4 + O5 + O6
		Gender	Male
		Race/Ethnicity	non-Hispanic White
		Service	Active Army
		Location	OCONUS
45	284	Pay Grade	O4 + O5 + O6
		Gender	Male
		Race/Ethnicity	non-Hispanic Black
		Service	Active Army
		Location	OCONUS
46	264	Pay Grade	O4 + O5 + O6
		Gender	Male
		Race/Ethnicity	Hispanic + American Indian/Alaskan Native + Asian/Pacific Islander + Other
		Service	Active Army
		Location	OCONUS
47	126	Pay Grade	O4 + O5 + O6
		Gender	Female
		Race/Ethnicity	non-Hispanic White
		Service	Active Army
		Location	OCONUS
48	112,071	Pay Grade	O4 + O5 + O6
		Gender	Female
		Race/Ethnicity	non-Hispanic Black + Hispanic + American Indian/Alaskan Native + Asian/Pacific Islander + Other
		Service	Active Air Force
		Location	CONUS
49	20,355	Pay Grade	E1 + E2 + E3 + E4 + E5
		Gender	Male
		Race/Ethnicity	non-Hispanic White
		Service	Active Air Force
		Location	CONUS
50	12,657	Pay Grade	E1 + E2 + E3 + E4 + E5
		Gender	Male
		Race/Ethnicity	non-Hispanic Black
		Service	Active Air Force
		Location	CONUS
51	24,436	Pay Grade	E1 + E2 + E3 + E4 + E5
		Gender	Male
		Race/Ethnicity	Hispanic + American Indian/Alaskan Native + Asian/Pacific Islander + Other
		Service	Active Air Force
		Location	CONUS

Stratum Sizes

Stratum Number	Stratum Size	Description	
52	8,724	Race/Ethnicity	non-Hispanic White
		Service	Active Air Force
		Location	CONUS
		Pay Grade	E1 + E2 + E3 + E4 + E5
		Gender	Female
53	3,791	Race/Ethnicity	non-Hispanic Black
		Service	Active Air Force
		Location	CONUS
		Pay Grade	E1 + E2 + E3 + E4 + E5
		Gender	Female
54	41,415	Race/Ethnicity	Hispanic + American Indian/Alaskan Native + Asian/Pacific Islander + Other
		Service	Active Air Force
		Location	CONUS
		Pay Grade	E6 + E7 + E8 + E9
		Gender	Male
		Race/Ethnicity	non-Hispanic White
55	9,822	Service	Active Air Force
		Location	CONUS
		Pay Grade	E6 + E7 + E8 + E9
		Gender	Male
56	4,024	Race/Ethnicity	non-Hispanic Black
		Service	Active Air Force
		Location	CONUS
		Pay Grade	E6 + E7 + E8 + E9
		Gender	Male
		Race/Ethnicity	Hispanic + American Indian/Alaskan Native + Asian/Pacific Islander + Other
57	4,548	Service	Active Air Force
		Location	CONUS
		Pay Grade	E6 + E7 + E8 + E9
		Gender	Female
		Race/Ethnicity	non-Hispanic White
58	2,104	Service	Active Air Force
		Location	CONUS
		Pay Grade	E6 + E7 + E8 + E9
		Gender	Female
		Race/Ethnicity	non-Hispanic Black
59	537	Service	Active Air Force
		Location	CONUS
		Pay Grade	E6 + E7 + E8 + E9
		Gender	Female
		Race/Ethnicity	Hispanic + American Indian/Alaskan Native + Asian/Pacific Islander + Other
60	28,120	Service	Active Air Force

Stratum Sizes

Stratum Number	Stratum Size	Description	
61	1,522	Location	CONUS
		Pay Grade	W1 + W2 + W3 + W4 + W5 + O1 + O2 + O3
		Gender	Male
		Race/Ethnicity	non-Hispanic White
		Service	Active Air Force
62	2,356	Location	CONUS
		Pay Grade	W1 + W2 + W3 + W4 + W5 + O1 + O2 + O3
		Gender	Male
		Race/Ethnicity	non-Hispanic Black
		Service	Active Air Force
63	5,963	Location	CONUS
		Pay Grade	W1 + W2 + W3 + W4 + W5 + O1 + O2 + O3
		Gender	Male
		Race/Ethnicity	Hispanic + American Indian/Alaskan Native + Asian/Pacific Islander + Other
		Service	Active Air Force
64	788	Location	CONUS
		Pay Grade	W1 + W2 + W3 + W4 + W5 + O1 + O2 + O3
		Gender	Female
		Race/Ethnicity	non-Hispanic Black
		Service	Active Air Force
65	619	Location	CONUS
		Pay Grade	W1 + W2 + W3 + W4 + W5 + O1 + O2 + O3
		Gender	Female
		Race/Ethnicity	Hispanic + American Indian/Alaskan Native + Asian/Pacific Islander + Other
		Service	Active Air Force
66	20,650	Location	CONUS
		Pay Grade	O4 + O5 + O6
		Gender	Male
		Race/Ethnicity	non-Hispanic White
		Service	Active Air Force
67	1,171	Location	CONUS
		Pay Grade	O4 + O5 + O6
		Gender	Male
		Race/Ethnicity	non-Hispanic Black
		Service	Active Air Force
68	1,062	Location	CONUS
		Pay Grade	O4 + O5 + O6
		Gender	Male
		Service	Active Air Force

Stratum Sizes

Stratum Number	Stratum Size	Description
69	2,741	Race/Ethnicity Hispanic + American Indian/Alaskan Native + Asian/Pacific Islander + Other Service Active Air Force Location CONUS Pay Grade O4 + O5 + O6 Gender Female
70	388	Race/Ethnicity non-Hispanic White Service Active Air Force Location CONUS Pay Grade O4 + O5 + O6 Gender Female
71	221	Race/Ethnicity non-Hispanic Black Service Active Air Force Location CONUS Pay Grade O4 + O5 + O6 Gender Female
72	24,786	Race/Ethnicity Hispanic + American Indian/Alaskan Native + Asian/Pacific Islander + Other Service Active Air Force Location OCONUS Pay Grade E1 + E2 + E3 + E4 + E5 Gender Male
73	5,723	Race/Ethnicity non-Hispanic White Service Active Air Force Location OCONUS Pay Grade E1 + E2 + E3 + E4 + E5 Gender Male
74	2,930	Race/Ethnicity non-Hispanic Black Service Active Air Force Location OCONUS Pay Grade E1 + E2 + E3 + E4 + E5 Gender Male
75	4,619	Race/Ethnicity Hispanic + American Indian/Alaskan Native + Asian/Pacific Islander + Other Service Active Air Force Location OCONUS Pay Grade E1 + E2 + E3 + E4 + E5 Gender Female
76	2,078	Race/Ethnicity non-Hispanic White Service Active Air Force Location OCONUS Pay Grade E1 + E2 + E3 + E4 + E5 Gender Female
77	724	Race/Ethnicity non-Hispanic Black Service Active Air Force

Stratum Sizes

Stratum Number	Stratum Size	Description	
78	9,015	Location	OCONUS
		Pay Grade	E1 + E2 + E3 + E4 + E5
		Gender	Female
		Race/Ethnicity	Hispanic + American Indian/Alaskan Native + Asian/Pacific Islander + Other
79	2,715	Service	Active Air Force
		Location	OCONUS
		Pay Grade	E6 + E7 + E8 + E9
		Gender	Male
80	1,186	Race/Ethnicity	non-Hispanic White
		Service	Active Air Force
		Location	OCONUS
		Pay Grade	E6 + E7 + E8 + E9
81	838	Gender	Male
		Race/Ethnicity	non-Hispanic Black
		Service	Active Air Force
		Location	OCONUS
82	604	Pay Grade	E6 + E7 + E8 + E9
		Gender	Female
		Race/Ethnicity	non-Hispanic Black
		Service	Active Air Force
83	132	Location	OCONUS
		Pay Grade	E6 + E7 + E8 + E9
		Gender	Female
		Race/Ethnicity	Hispanic + American Indian/Alaskan Native + Asian/Pacific Islander + Other
84	3,396	Service	Active Air Force
		Location	OCONUS
		Pay Grade	W1 + W2 + W3 + W4 + W5 + O1 + O2 + O3
		Gender	Male
85	209	Race/Ethnicity	non-Hispanic White
		Service	Active Air Force
		Location	OCONUS
		Pay Grade	W1 + W2 + W3 + W4 + W5 + O1 + O2 + O3

Stratum Sizes

Stratum Number	Stratum Size	Description	
86	338	Gender	Male
		Race/Ethnicity	non-Hispanic Black
		Service	Active Air Force
		Location	OCONUS
		Pay Grade	W1 + W2 + W3 + W4 + W5 + O1 + O2 + O3
		Gender	Male
		Race/Ethnicity	Hispanic + American Indian/Alaskan Native + Asian/Pacific Islander + Other
87	771	Service	Active Air Force
		Location	OCONUS
		Pay Grade	W1 + W2 + W3 + W4 + W5 + O1 + O2 + O3
		Gender	Female
		Race/Ethnicity	non-Hispanic White
88	226	Service	Active Air Force
		Location	OCONUS
		Pay Grade	W1 + W2 + W3 + W4 + W5 + O1 + O2 + O3
		Gender	Female
		Race/Ethnicity	non-Hispanic Black + Hispanic + American Indian/Alaskan Native + Asian/Pacific Islander + Other
89	2,922	Service	Active Air Force
		Location	OCONUS
		Pay Grade	O4 + O5 + O6
		Gender	Male
		Race/Ethnicity	non-Hispanic White
90	172	Service	Active Air Force
		Location	OCONUS
		Pay Grade	O4 + O5 + O6
		Gender	Male
		Race/Ethnicity	non-Hispanic Black
91	168	Service	Active Air Force
		Location	OCONUS
		Pay Grade	O4 + O5 + O6
		Gender	Male
		Race/Ethnicity	Hispanic + American Indian/Alaskan Native + Asian/Pacific Islander + Other
92	392	Service	Active Air Force
		Location	OCONUS
		Pay Grade	O4 + O5 + O6
		Gender	Female
		Race/Ethnicity	non-Hispanic White + non-Hispanic Black + Hispanic + American Indian/Alaskan Native + Asian/Pacific Islander + Other
93	214,002	Service	Army National Guard + Army Reserve
		Location	CONUS
		Pay Grade	E1 + E2 + E3 + E4 + E5
		Gender	Male

Stratum Sizes

Stratum Number	Stratum Size	Description
94	57,651	Race/Ethnicity non-Hispanic White Service Army National Guard + Army Reserve Location CONUS Pay Grade E1 + E2 + E3 + E4 + E5 Gender Male
95	30,508	Race/Ethnicity non-Hispanic Black Service Army National Guard + Army Reserve Location CONUS Pay Grade E1 + E2 + E3 + E4 + E5 Gender Male
96	28,819	Race/Ethnicity Hispanic + American Indian/Alaskan Native + Asian/Pacific Islander + Other Service Army National Guard + Army Reserve Location CONUS + OCONUS Pay Grade E1 + E2 + E3 + E4 + E5 Gender Female
97	20,681	Race/Ethnicity non-Hispanic White Service Army National Guard + Army Reserve Location CONUS + OCONUS Pay Grade E1 + E2 + E3 + E4 + E5 Gender Female
98	6,960	Race/Ethnicity non-Hispanic Black Service Army National Guard + Army Reserve Location CONUS + OCONUS Pay Grade E1 + E2 + E3 + E4 + E5 Gender Female
99	79,806	Race/Ethnicity Hispanic + American Indian/Alaskan Native + Asian/Pacific Islander + Other Service Army National Guard + Army Reserve Location CONUS Pay Grade E6 + E7 + E8 + E9 Gender Male
100	17,414	Race/Ethnicity non-Hispanic White Service Army National Guard + Army Reserve Location CONUS Pay Grade E6 + E7 + E8 + E9 Gender Male
101	7,906	Race/Ethnicity non-Hispanic Black Service Army National Guard + Army Reserve Location CONUS Pay Grade E6 + E7 + E8 + E9 Gender Male
102	7,376	Race/Ethnicity Hispanic + American Indian/Alaskan Native + Asian/Pacific Islander + Other Service Army National Guard + Army Reserve

Stratum Sizes

Stratum Number	Stratum Size	Description	
103	4,646	Location	CONUS + OCONUS
		Pay Grade	E6 + E7 + E8 + E9
		Gender	Female
		Race/Ethnicity	non-Hispanic White
		Service	Army National Guard + Army Reserve
104	1,181	Location	CONUS + OCONUS
		Pay Grade	E6 + E7 + E8 + E9
		Gender	Female
		Race/Ethnicity	non-Hispanic Black
		Service	Army National Guard + Army Reserve
105	35,864	Location	CONUS + OCONUS
		Pay Grade	E6 + E7 + E8 + E9
		Gender	Female
		Race/Ethnicity	Hispanic + American Indian/Alaskan Native + Asian/Pacific Islander + Other
		Service	Army National Guard + Army Reserve
106	3,663	Location	CONUS
		Pay Grade	W1 + W2 + W3 + W4 + W5 + O1 + O2 + O3
		Gender	Male
		Race/Ethnicity	non-Hispanic White
		Service	Army National Guard + Army Reserve
107	2,471	Location	CONUS
		Pay Grade	W1 + W2 + W3 + W4 + W5 + O1 + O2 + O3
		Gender	Male
		Race/Ethnicity	non-Hispanic Black
		Service	Army National Guard + Army Reserve
108	6,214	Location	CONUS + OCONUS
		Pay Grade	W1 + W2 + W3 + W4 + W5 + O1 + O2 + O3
		Gender	Female
		Race/Ethnicity	non-Hispanic White
		Service	Army National Guard + Army Reserve
109	2,874	Location	CONUS + OCONUS
		Pay Grade	W1 + W2 + W3 + W4 + W5 + O1 + O2 + O3
		Gender	Female
		Race/Ethnicity	non-Hispanic Black + Hispanic + American Indian/Alaskan Native + Asian/Pacific Islander + Other
		Service	Army National Guard + Army Reserve
110	22,878	Location	CONUS
		Pay Grade	O4 + O5 + O6
		Service	Army National Guard + Army Reserve

Stratum Sizes

Stratum Number	Stratum Size	Description
111	1,773	Gender Male Race/Ethnicity non-Hispanic White Service Army National Guard + Army Reserve Location CONUS Pay Grade O4 + O5 + O6
112	1,385	Gender Male Race/Ethnicity non-Hispanic Black Service Army National Guard + Army Reserve Location CONUS Pay Grade O4 + O5 + O6
113	3,393	Gender Male Race/Ethnicity Hispanic + American Indian/Alaskan Native + Asian/Pacific Islander + Other Service Army National Guard + Army Reserve Location CONUS + OCONUS Pay Grade O4 + O5 + O6
114	1,188	Gender Female Race/Ethnicity non-Hispanic White Service Army National Guard + Army Reserve Location CONUS + OCONUS Pay Grade O4 + O5 + O6
115	13,574	Gender Female Race/Ethnicity non-Hispanic Black + Hispanic + American Indian/Alaskan Native + Asian/Pacific Islander + Other Service Army National Guard + Army Reserve Location OCONUS Pay Grade E1 + E2 + E3 + E4 + E5 + E6 + E7 + E8 + E9
116	2,126	Gender Male Race/Ethnicity non-Hispanic White + non-Hispanic Black + Hispanic + American Indian/Alaskan Native + Asian/Pacific Islander + Other Service Army National Guard + Army Reserve Location OCONUS Pay Grade W1 + W2 + W3 + W4 + W5 + O1 + O2 + O3 + O4 + O5 + O6
117	27,341	Gender Male Race/Ethnicity non-Hispanic White Service Navy Reserve Location CONUS Pay Grade E1 + E2 + E3 + E4 + E5
118	6,134	Gender Male Race/Ethnicity non-Hispanic White Service Navy Reserve Location CONUS Pay Grade E1 + E2 + E3 + E4 + E5

Stratum Sizes

Stratum Number	Stratum Size	Description	
119	5,349	Gender	Male
		Race/Ethnicity	non-Hispanic Black
		Service	Navy Reserve
		Location	CONUS
		Pay Grade	E1 + E2 + E3 + E4 + E5
120	6,007	Gender	Male
		Race/Ethnicity	Hispanic + American Indian/Alaskan Native + Asian/Pacific Islander + Other
		Service	Navy Reserve
		Location	CONUS + OCONUS
		Pay Grade	E1 + E2 + E3 + E4 + E5
121	2,596	Gender	Female
		Race/Ethnicity	non-Hispanic White
		Service	Navy Reserve
		Location	CONUS + OCONUS
		Pay Grade	E1 + E2 + E3 + E4 + E5
122	1,319	Gender	Female
		Race/Ethnicity	non-Hispanic Black
		Service	Navy Reserve
		Location	CONUS + OCONUS
		Pay Grade	E1 + E2 + E3 + E4 + E5
123	16,853	Gender	Female
		Race/Ethnicity	Hispanic + American Indian/Alaskan Native + Asian/Pacific Islander + Other
		Service	Navy Reserve
		Location	CONUS
		Pay Grade	E6 + E7 + E8 + E9
124	1,810	Gender	Male
		Race/Ethnicity	non-Hispanic White
		Service	Navy Reserve
		Location	CONUS
		Pay Grade	E6 + E7 + E8 + E9
125	1,463	Gender	Male
		Race/Ethnicity	non-Hispanic Black
		Service	Navy Reserve
		Location	CONUS
		Pay Grade	E6 + E7 + E8 + E9
126	3,524	Gender	Male
		Race/Ethnicity	Hispanic + American Indian/Alaskan Native + Asian/Pacific Islander + Other
		Service	Navy Reserve
		Location	CONUS + OCONUS
		Pay Grade	E6 + E7 + E8 + E9
		Gender	Female
		Race/Ethnicity	non-Hispanic White + non-Hispanic Black + Hispanic + American Indian/Alaskan Native + Asian/Pacific Islander + Other

Stratum Sizes

Stratum Number	Stratum Size	Description
127	3,443	Service: Navy Reserve Location: CONUS + OCONUS Pay Grade: W1 + W2 + W3 + W4 + W5 + O1 + O2 + O3 Gender: Male Race/Ethnicity: non-Hispanic White + non-Hispanic Black + Hispanic + American Indian/Alaskan Native + Asian/Pacific Islander + Other
128	3,128	Service: Navy Reserve Location: CONUS + OCONUS Pay Grade: W1 + W2 + W3 + W4 + W5 + O1 + O2 + O3 + O4 + O5 + O6 Gender: Female Race/Ethnicity: non-Hispanic White + non-Hispanic Black + Hispanic + American Indian/Alaskan Native + Asian/Pacific Islander + Other
129	11,733	Service: Navy Reserve Location: CONUS + OCONUS Pay Grade: O4 + O5 + O6 Gender: Male Race/Ethnicity: non-Hispanic White + non-Hispanic Black + Hispanic + American Indian/Alaskan Native + Asian/Pacific Islander + Other
130	492	Service: Navy Reserve Location: OCONUS Pay Grade: E1 + E2 + E3 + E4 + E5 Gender: Male Race/Ethnicity: non-Hispanic White
131	192	Service: Navy Reserve Location: OCONUS Pay Grade: E1 + E2 + E3 + E4 + E5 Gender: Male Race/Ethnicity: non-Hispanic Black
132	145	Service: Navy Reserve Location: OCONUS Pay Grade: E1 + E2 + E3 + E4 + E5 Gender: Male Race/Ethnicity: Hispanic + American Indian/Alaskan Native + Asian/Pacific Islander + Other
133	308	Service: Navy Reserve Location: OCONUS Pay Grade: E6 + E7 + E8 + E9 Gender: Male Race/Ethnicity: non-Hispanic White
134	110	Service: Navy Reserve Location: OCONUS Pay Grade: E6 + E7 + E8 + E9 Gender: Male

Stratum Sizes

Stratum Number	Stratum Size	Description
135	21,157	Race/Ethnicity non-Hispanic Black + Hispanic + American Indian/Alaskan Native + Asian/Pacific Islander + Other Service Marine Corps Reserve Location CONUS + OCONUS Pay Grade E1 + E2 + E3 + E4 + E5 Gender Male Race/Ethnicity non-Hispanic White
136	3,298	Service Marine Corps Reserve Location CONUS + OCONUS Pay Grade E1 + E2 + E3 + E4 + E5 Gender Male Race/Ethnicity non-Hispanic Black
137	5,753	Service Marine Corps Reserve Location CONUS + OCONUS Pay Grade E1 + E2 + E3 + E4 + E5 Gender Male Race/Ethnicity Hispanic + American Indian/Alaskan Native + Asian/Pacific Islander + Other
138	1,104	Service Marine Corps Reserve Location CONUS + OCONUS Pay Grade E1 + E2 + E3 + E4 + E5 Gender Female Race/Ethnicity non-Hispanic White + non-Hispanic Black + Hispanic + American Indian/Alaskan Native + Asian/Pacific Islander + Other
139	3,261	Service Marine Corps Reserve Location CONUS + OCONUS Pay Grade E6 + E7 + E8 + E9 Gender Male Race/Ethnicity non-Hispanic White
140	953	Service Marine Corps Reserve Location CONUS + OCONUS Pay Grade E6 + E7 + E8 + E9 Gender Male Race/Ethnicity non-Hispanic Black
141	589	Service Marine Corps Reserve Location CONUS + OCONUS Pay Grade E6 + E7 + E8 + E9 Gender Male Race/Ethnicity Hispanic + American Indian/Alaskan Native + Asian/Pacific Islander + Other
142	406	Service Marine Corps Reserve Location CONUS + OCONUS Pay Grade E6 + E7 + E8 + E9 Gender Female

Stratum Sizes

Stratum Number	Stratum Size	Description
143	1,590	Race/Ethnicity non-Hispanic White + non-Hispanic Black + Hispanic + American Indian/Alaskan Native + Asian/Pacific Islander + Other Service Marine Corps Reserve Location CONUS + OCONUS Pay Grade W1 + W2 + W3 + W4 + W5 + O1 + O2 + O3 Gender Male Race/Ethnicity non-Hispanic White + non-Hispanic Black + Hispanic + American Indian/Alaskan Native + Asian/Pacific Islander + Other
144	285	Service Marine Corps Reserve Location CONUS + OCONUS Pay Grade W1 + W2 + W3 + W4 + W5 + O1 + O2 + O3 + O4 + O5 + O6 Gender Female Race/Ethnicity non-Hispanic White + non-Hispanic Black + Hispanic + American Indian/Alaskan Native + Asian/Pacific Islander + Other
145	2,827	Service Marine Corps Reserve Location CONUS + OCONUS Pay Grade O4 + O5 + O6 Gender Male Race/Ethnicity non-Hispanic White + non-Hispanic Black + Hispanic + American Indian/Alaskan Native + Asian/Pacific Islander + Other
146	52,595	Service Air National Guard + Air Force Reserve Location CONUS + OCONUS Pay Grade E1 + E2 + E3 + E4 + E5 Gender Male Race/Ethnicity non-Hispanic White
147	8,082	Service Air National Guard + Air Force Reserve Location CONUS + OCONUS Pay Grade E1 + E2 + E3 + E4 + E5 Gender Male Race/Ethnicity non-Hispanic Black
148	8,416	Service Air National Guard + Air Force Reserve Location CONUS + OCONUS Pay Grade E1 + E2 + E3 + E4 + E5 Gender Male Race/Ethnicity Hispanic + American Indian/Alaskan Native + Asian/Pacific Islander + Other
149	10,151	Service Air National Guard + Air Force Reserve Location CONUS + OCONUS Pay Grade E1 + E2 + E3 + E4 + E5 Gender Female Race/Ethnicity non-Hispanic White
150	3,357	Service Air National Guard + Air Force Reserve Location CONUS + OCONUS

Stratum Sizes

Stratum Number	Stratum Size	Description
151	1,726	Pay Grade E1 + E2 + E3 + E4 + E5 Gender Female Race/Ethnicity non-Hispanic Black Service Air National Guard + Air Force Reserve Location CONUS + OCONUS
152	46,392	Pay Grade E1 + E2 + E3 + E4 + E5 Gender Female Race/Ethnicity Hispanic + American Indian/Alaskan Native + Asian/Pacific Islander + Other Service Air National Guard + Air Force Reserve Location CONUS + OCONUS
153	5,205	Pay Grade E6 + E7 + E8 + E9 Gender Male Race/Ethnicity non-Hispanic White Service Air National Guard + Air Force Reserve Location CONUS + OCONUS
154	5,623	Pay Grade E6 + E7 + E8 + E9 Gender Male Race/Ethnicity non-Hispanic Black Service Air National Guard + Air Force Reserve Location CONUS + OCONUS
155	7,585	Pay Grade E6 + E7 + E8 + E9 Gender Male Race/Ethnicity Hispanic + American Indian/Alaskan Native + Asian/Pacific Islander + Other Service Air National Guard + Air Force Reserve Location CONUS + OCONUS
156	1,865	Pay Grade E6 + E7 + E8 + E9 Gender Female Race/Ethnicity non-Hispanic White Service Air National Guard + Air Force Reserve Location CONUS + OCONUS
157	1,060	Pay Grade E6 + E7 + E8 + E9 Gender Female Race/Ethnicity non-Hispanic Black Service Air National Guard + Air Force Reserve Location CONUS + OCONUS
158	9,174	Pay Grade E6 + E7 + E8 + E9 Gender Female Race/Ethnicity Hispanic + American Indian/Alaskan Native + Asian/Pacific Islander + Other Service Air National Guard + Air Force Reserve Location CONUS + OCONUS
		Pay Grade W1 + W2 + W3 + W4 + W5 + O1 + O2 + O3 Gender Male

Stratum Sizes

Stratum Number	Stratum Size	Description
159	3,094	Race/Ethnicity non-Hispanic White + non-Hispanic Black + Hispanic + American Indian/Alaskan Native + Asian/Pacific Islander + Other Service Air National Guard + Air Force Reserve Location CONUS + OCONUS Pay Grade W1 + W2 + W3 + W4 + W5 + O1 + O2 + O3 Gender Female Race/Ethnicity non-Hispanic White + non-Hispanic Black + Hispanic + American Indian/Alaskan Native + Asian/Pacific Islander + Other
160	13,964	Service Air National Guard + Air Force Reserve Location CONUS + OCONUS Pay Grade O4 + O5 + O6 Gender Male Race/Ethnicity non-Hispanic White + non-Hispanic Black + Hispanic + American Indian/Alaskan Native + Asian/Pacific Islander + Other
161	2,611	Service Air National Guard + Air Force Reserve Location CONUS + OCONUS Pay Grade O4 + O5 + O6 Gender Female Race/Ethnicity non-Hispanic White + non-Hispanic Black + Hispanic + American Indian/Alaskan Native + Asian/Pacific Islander + Other
162	16,279	Unknown
	1,755,559	Total

Sample Allocation Report

Stratum Number	Stratum Size	Sample Allocation	Sample Size	Description	
1	120,231	103	303	Service Location Pay Grade Gender Race/Ethnicity	Active Army CONUS E1 + E2 + E3 + E4 + E5 Male non-Hispanic White
2	43,136	72	309	Service Location Pay Grade Gender Race/Ethnicity	Active Army CONUS E1 + E2 + E3 + E4 + E5 Male non-Hispanic Black
3	25,255	1,428	3,466	Service Location Pay Grade Gender Race/Ethnicity	Active Army CONUS E1 + E2 + E3 + E4 + E5 Male Hispanic + American Indian/Alaskan Native + Asian/Pacific Islander + Other
4	16,017	53	121	Service Location Pay Grade Gender Race/Ethnicity	Active Army CONUS E1 + E2 + E3 + E4 + E5 Female non-Hispanic White
5	15,582	54	163	Service Location Pay Grade Gender Race/Ethnicity	Active Army CONUS E1 + E2 + E3 + E4 + E5 Female non-Hispanic Black
6	4,915	755	2,278	Service Location Pay Grade Gender Race/Ethnicity	Active Army CONUS E1 + E2 + E3 + E4 + E5 Female Hispanic + American Indian/Alaskan Native + Asian/Pacific Islander + Other
7	40,792	46	86	Service Location Pay Grade Gender Race/Ethnicity	Active Army CONUS E6 + E7 + E8 + E9 Male non-Hispanic White
8	27,022	65	142	Service Location Pay Grade Gender Race/Ethnicity	Active Army CONUS E6 + E7 + E8 + E9 Male non-Hispanic Black
9	10,704	644	1,141	Service Location	Active Army CONUS

Sample Allocation Report

Stratum Number	Stratum Size	Sample Allocation	Sample Size	Description
				Pay Grade E6 + E7 + E8 + E9
				Gender Male
				Race/Ethnicity Hispanic + American Indian/Alaskan Native + Asian/Pacific Islander + Other
10	2,917	16	26	Service Active Army
				Location CONUS
				Pay Grade E6 + E7 + E8 + E9
				Gender Female
				Race/Ethnicity non-Hispanic White
11	5,906	33	65	Service Active Army
				Location CONUS
				Pay Grade E6 + E7 + E8 + E9
				Gender Female
				Race/Ethnicity non-Hispanic Black
12	944	181	355	Service Active Army
				Location CONUS
				Pay Grade E6 + E7 + E8 + E9
				Gender Female
				Race/Ethnicity Hispanic + American Indian/Alaskan Native + Asian/Pacific Islander + Other
13	29,525	120	191	Service Active Army
				Location CONUS
				Pay Grade W1 + W2 + W3 + W4 + W5 + O1 + O2 + O3
				Gender Male
				Race/Ethnicity non-Hispanic White
14	3,874	17	33	Service Active Army
				Location CONUS
				Pay Grade W1 + W2 + W3 + W4 + W5 + O1 + O2 + O3
				Gender Male
				Race/Ethnicity non-Hispanic Black
15	3,322	241	414	Service Active Army
				Location CONUS
				Pay Grade W1 + W2 + W3 + W4 + W5 + O1 + O2 + O3
				Gender Male
				Race/Ethnicity Hispanic + American Indian/Alaskan Native + Asian/Pacific Islander + Other
16	4,059	89	136	Service Active Army
				Location CONUS
				Pay Grade W1 + W2 + W3 + W4 + W5 + O1 + O2 + O3
				Gender Female
				Race/Ethnicity non-Hispanic White
17	1,312	37	65	Service Active Army
				Location CONUS
				Pay Grade W1 + W2 + W3 + W4 + W5 + O1 + O2 + O3
				Gender Female

Sample Allocation Report

Stratum Number	Stratum Size	Sample Allocation	Sample Size	Description	
18	692	114	199	Race/Ethnicity	non-Hispanic Black
				Service	Active Army
				Location	CONUS
				Pay Grade	W1 + W2 + W3 + W4 + W5 + O1 + O2 + O3
				Gender	Female
19	16,072	72	106	Race/Ethnicity	Hispanic + American Indian/Alaskan Native + Asian/Pacific Islander + Other
				Service	Active Army
				Location	CONUS
				Pay Grade	O4 + O5 + O6
				Gender	Male
20	1,792	9	16	Race/Ethnicity	non-Hispanic White
				Service	Active Army
				Location	CONUS
				Pay Grade	O4 + O5 + O6
				Gender	Male
21	1,103	94	148	Race/Ethnicity	non-Hispanic Black
				Service	Active Army
				Location	CONUS
				Pay Grade	O4 + O5 + O6
				Gender	Male
22	1,941	29	42	Race/Ethnicity	Hispanic + American Indian/Alaskan Native + Asian/Pacific Islander + Other
				Service	Active Army
				Location	CONUS
				Pay Grade	O4 + O5 + O6
				Gender	Female
23	503	8	13	Race/Ethnicity	non-Hispanic White
				Service	Active Army
				Location	CONUS
				Pay Grade	O4 + O5 + O6
				Gender	Female
24	214	39	62	Race/Ethnicity	non-Hispanic Black
				Service	Active Army
				Location	CONUS
				Pay Grade	O4 + O5 + O6
				Gender	Female
25	31,591	92	278	Race/Ethnicity	Hispanic + American Indian/Alaskan Native + Asian/Pacific Islander + Other
				Service	Active Army
				Location	OCONUS
				Pay Grade	E1 + E2 + E3 + E4 + E5
				Gender	Male
26	12,916	36	161	Race/Ethnicity	non-Hispanic White
				Service	Active Army

Sample Allocation Report

Stratum Number	Stratum Size	Sample Allocation	Sample Size	Description	
27	6,903	355	881	Location	OCONUS
				Pay Grade	E1 + E2 + E3 + E4 + E5
				Gender	Male
				Race/Ethnicity	non-Hispanic Black
				Service	Active Army
28	4,112	47	109	Location	OCONUS
				Pay Grade	E1 + E2 + E3 + E4 + E5
				Gender	Male
				Race/Ethnicity	Hispanic + American Indian/Alaskan Native + Asian/Pacific Islander + Other
				Service	Active Army
29	4,480	45	140	Location	OCONUS
				Pay Grade	E1 + E2 + E3 + E4 + E5
				Gender	Female
				Race/Ethnicity	non-Hispanic White
				Service	Active Army
30	1,288	183	568	Location	OCONUS
				Pay Grade	E1 + E2 + E3 + E4 + E5
				Gender	Female
				Race/Ethnicity	non-Hispanic Black
				Service	Active Army
31	9,675	37	70	Location	OCONUS
				Pay Grade	E6 + E7 + E8 + E9
				Gender	Male
				Race/Ethnicity	non-Hispanic White
				Service	Active Army
32	7,607	31	69	Location	OCONUS
				Pay Grade	E6 + E7 + E8 + E9
				Gender	Male
				Race/Ethnicity	non-Hispanic Black
				Service	Active Army
33	3,070	173	312	Location	OCONUS
				Pay Grade	E6 + E7 + E8 + E9
				Gender	Male
				Race/Ethnicity	Hispanic + American Indian/Alaskan Native + Asian/Pacific Islander + Other
				Service	Active Army
34	715	11	18	Location	OCONUS
				Pay Grade	E6 + E7 + E8 + E9
				Service	Active Army

Sample Allocation Report

Stratum Number	Stratum Size	Sample Allocation	Sample Size	Description	
35	1,840	24	48	Gender	Female
				Race/Ethnicity	non-Hispanic White
				Service	Active Army
				Location	OCONUS
				Pay Grade	E6 + E7 + E8 + E9
36	305	44	88	Gender	Female
				Race/Ethnicity	non-Hispanic Black
				Service	Active Army
				Location	OCONUS
				Pay Grade	E6 + E7 + E8 + E9
37	7,050	39	63	Gender	Female
				Race/Ethnicity	Hispanic + American Indian/Alaskan Native + Asian/Pacific Islander + Other
				Service	Active Army
				Location	OCONUS
				Pay Grade	W1 + W2 + W3 + W4 + W5 + O1 + O2 + O3
38	957	6	12	Gender	Male
				Race/Ethnicity	non-Hispanic White
				Service	Active Army
				Location	OCONUS
				Pay Grade	W1 + W2 + W3 + W4 + W5 + O1 + O2 + O3
39	909	60	105	Gender	Male
				Race/Ethnicity	non-Hispanic Black
				Service	Active Army
				Location	OCONUS
				Pay Grade	W1 + W2 + W3 + W4 + W5 + O1 + O2 + O3
40	879	24	37	Gender	Male
				Race/Ethnicity	Hispanic + American Indian/Alaskan Native + Asian/Pacific Islander + Other
				Service	Active Army
				Location	OCONUS
				Pay Grade	W1 + W2 + W3 + W4 + W5 + O1 + O2 + O3
41	262	10	18	Gender	Female
				Race/Ethnicity	non-Hispanic White
				Service	Active Army
				Location	OCONUS
				Pay Grade	W1 + W2 + W3 + W4 + W5 + O1 + O2 + O3
42	136	24	43	Gender	Female
				Race/Ethnicity	non-Hispanic Black
				Service	Active Army
				Location	OCONUS
				Pay Grade	W1 + W2 + W3 + W4 + W5 + O1 + O2 + O3
				Gender	Female
				Race/Ethnicity	Hispanic + American Indian/Alaskan Native + Asian/Pacific Islander + Other

Sample Allocation Report

Stratum Number	Stratum Size	Sample Allocation	Sample Size	Description	
43	3,246	20	30	Service Location Pay Grade Gender Race/Ethnicity	Active Army OCONUS O4 + O5 + O6 Male non-Hispanic White
44	383	3	5	Service Location Pay Grade Gender Race/Ethnicity	Active Army OCONUS O4 + O5 + O6 Male non-Hispanic Black
45	284	25	40	Service Location Pay Grade Gender Race/Ethnicity	Active Army OCONUS O4 + O5 + O6 Male Hispanic + American Indian/Alaskan Native + Asian/Pacific Islander + Other
46	264	6	9	Service Location Pay Grade Gender Race/Ethnicity	Active Army OCONUS O4 + O5 + O6 Female non-Hispanic White
47	126	16	26	Service Location Pay Grade Gender Race/Ethnicity	Active Army OCONUS O4 + O5 + O6 Female non-Hispanic Black + Hispanic + American Indian/Alaskan Native + Asian/Pacific Islander..
48	112,071	143	319	Service Location Pay Grade Gender Race/Ethnicity	Active Air Force CONUS E1 + E2 + E3 + E4 + E5 Male non-Hispanic White
49	20,355	45	129	Service Location Pay Grade Gender Race/Ethnicity	Active Air Force CONUS E1 + E2 + E3 + E4 + E5 Male non-Hispanic Black
50	12,657	786	1,393	Service Location Pay Grade Gender Race/Ethnicity	Active Air Force CONUS E1 + E2 + E3 + E4 + E5 Male Hispanic + American Indian/Alaskan Native + Asian/Pacific Islander + Other
51	24,436	99	175	Service Location	Active Air Force CONUS

Sample Allocation Report

Stratum Number	Stratum Size	Sample Allocation	Sample Size	Description	
52	8,724	40	80	Pay Grade	E1 + E2 + E3 + E4 + E5
				Gender	Female
				Race/Ethnicity	non-Hispanic White
				Service	Active Air Force
				Location	CONUS
53	3,791	665	1,326	Pay Grade	E1 + E2 + E3 + E4 + E5
				Gender	Female
				Race/Ethnicity	non-Hispanic Black
				Service	Active Air Force
				Location	CONUS
54	41,415	66	104	Pay Grade	E1 + E2 + E3 + E4 + E5
				Gender	Female
				Race/Ethnicity	Hispanic + American Indian/Alaskan Native + Asian/Pacific Islander + Other
				Service	Active Air Force
				Location	CONUS
55	9,822	28	52	Pay Grade	E6 + E7 + E8 + E9
				Gender	Male
				Race/Ethnicity	non-Hispanic White
				Service	Active Air Force
				Location	CONUS
56	4,024	371	628	Pay Grade	E6 + E7 + E8 + E9
				Gender	Male
				Race/Ethnicity	Hispanic + American Indian/Alaskan Native + Asian/Pacific Islander + Other
				Service	Active Air Force
				Location	CONUS
57	4,548	27	42	Pay Grade	E6 + E7 + E8 + E9
				Gender	Female
				Race/Ethnicity	non-Hispanic White
				Service	Active Air Force
				Location	CONUS
58	2,104	13	23	Pay Grade	E6 + E7 + E8 + E9
				Gender	Female
				Race/Ethnicity	non-Hispanic Black
				Service	Active Air Force
				Location	CONUS
59	537	148	267	Pay Grade	E6 + E7 + E8 + E9
				Gender	Female
				Service	Active Air Force
				Location	CONUS

Sample Allocation Report

Stratum Number	Stratum Size	Sample Allocation	Sample Size	Description
60	28,120	139	194	Race/Ethnicity Hispanic + American Indian/Alaskan Native + Asian/Pacific Islander + Other Service Active Air Force Location CONUS Pay Grade W1 + W2 + W3 + W4 + W5 + O1 + O2 + O3 Gender Male
61	1,522	7	16	Race/Ethnicity non-Hispanic White Service Active Air Force Location CONUS Pay Grade W1 + W2 + W3 + W4 + W5 + O1 + O2 + O3 Gender Male
62	2,356	179	235	Race/Ethnicity non-Hispanic Black Service Active Air Force Location CONUS Pay Grade W1 + W2 + W3 + W4 + W5 + O1 + O2 + O3 Gender Male
63	5,963	39	56	Race/Ethnicity Hispanic + American Indian/Alaskan Native + Asian/Pacific Islander + Other Service Active Air Force Location CONUS Pay Grade W1 + W2 + W3 + W4 + W5 + O1 + O2 + O3 Gender Female
64	788	6	10	Race/Ethnicity non-Hispanic White Service Active Air Force Location CONUS Pay Grade W1 + W2 + W3 + W4 + W5 + O1 + O2 + O3 Gender Female
65	619	112	167	Race/Ethnicity non-Hispanic Black Service Active Air Force Location CONUS Pay Grade W1 + W2 + W3 + W4 + W5 + O1 + O2 + O3 Gender Female
66	20,650	97	137	Race/Ethnicity Hispanic + American Indian/Alaskan Native + Asian/Pacific Islander + Other Service Active Air Force Location CONUS Pay Grade O4 + O5 + O6 Gender Male
67	1,171	5	11	Race/Ethnicity non-Hispanic White Service Active Air Force Location CONUS Pay Grade O4 + O5 + O6 Gender Male
68	1,062	118	157	Race/Ethnicity non-Hispanic Black Service Active Air Force

Sample Allocation Report

Stratum Number	Stratum Size	Sample Allocation	Sample Size	Description	
69	2,741	41	59	Location	CONUS
				Pay Grade	O4 + O5 + O6
				Gender	Male
				Race/Ethnicity	Hispanic + American Indian/Alaskan Native + Asian/Pacific Islander + Other
70	388	6	10	Service	Active Air Force
				Location	CONUS
				Pay Grade	O4 + O5 + O6
				Gender	Female
71	221	44	66	Race/Ethnicity	non-Hispanic White
				Service	Active Air Force
				Location	CONUS
				Pay Grade	O4 + O5 + O6
72	24,786	87	198	Gender	Female
				Race/Ethnicity	Hispanic + American Indian/Alaskan Native + Asian/Pacific Islander + Other
				Service	Active Air Force
				Location	OCONUS
73	5,723	21	62	Pay Grade	E1 + E2 + E3 + E4 + E5
				Gender	Male
				Race/Ethnicity	non-Hispanic White
				Service	Active Air Force
74	2,930	185	333	Location	OCONUS
				Pay Grade	E1 + E2 + E3 + E4 + E5
				Gender	Male
				Race/Ethnicity	Hispanic + American Indian/Alaskan Native + Asian/Pacific Islander + Other
75	4,619	61	110	Service	Active Air Force
				Location	OCONUS
				Pay Grade	E1 + E2 + E3 + E4 + E5
				Gender	Female
76	2,078	27	55	Race/Ethnicity	non-Hispanic White
				Service	Active Air Force
				Location	OCONUS
				Pay Grade	E1 + E2 + E3 + E4 + E5

Sample Allocation Report

Stratum Number	Stratum Size	Sample Allocation	Sample Size	Description
77	724	134	272	Gender: Female Race/Ethnicity: non-Hispanic Black Service: Active Air Force Location: OCONUS Pay Grade: E1 + E2 + E3 + E4 + E5
78	9,015	39	62	Gender: Female Race/Ethnicity: Hispanic + American Indian/Alaskan Native + Asian/Pacific Islander + Other Service: Active Air Force Location: OCONUS Pay Grade: E6 + E7 + E8 + E9
79	2,715	13	25	Gender: Male Race/Ethnicity: non-Hispanic White Service: Active Air Force Location: OCONUS Pay Grade: E6 + E7 + E8 + E9
80	1,186	92	158	Gender: Male Race/Ethnicity: non-Hispanic Black Service: Active Air Force Location: OCONUS Pay Grade: E6 + E7 + E8 + E9
81	838	13	21	Gender: Male Race/Ethnicity: Hispanic + American Indian/Alaskan Native + Asian/Pacific Islander + Other Service: Active Air Force Location: OCONUS Pay Grade: E6 + E7 + E8 + E9
82	604	9	16	Gender: Female Race/Ethnicity: non-Hispanic White Service: Active Air Force Location: OCONUS Pay Grade: E6 + E7 + E8 + E9
83	132	26	48	Gender: Female Race/Ethnicity: non-Hispanic Black Service: Active Air Force Location: OCONUS Pay Grade: E6 + E7 + E8 + E9
84	3,396	22	31	Gender: Female Race/Ethnicity: Hispanic + American Indian/Alaskan Native + Asian/Pacific Islander + Other Service: Active Air Force Location: OCONUS Pay Grade: W1 + W2 + W3 + W4 + W5 + O1 + O2 + O3
				Gender: Male Race/Ethnicity: non-Hispanic White

Sample Allocation Report

Stratum Number	Stratum Size	Sample Allocation	Sample Size	Description	
85	209	2	5	Service Location Pay Grade Gender Race/Ethnicity	Active Air Force OCONUS W1 + W2 + W3 + W4 + W5 + O1 + O2 + O3 Male non-Hispanic Black
86	338	25	38	Service Location Pay Grade Gender Race/Ethnicity	Active Air Force OCONUS W1 + W2 + W3 + W4 + W5 + O1 + O2 + O3 Male Hispanic + American Indian/Alaskan Native + Asian/Pacific Islander + Other
87	771	13	19	Service Location Pay Grade Gender Race/Ethnicity	Active Air Force OCONUS W1 + W2 + W3 + W4 + W5 + O1 + O2 + O3 Female non-Hispanic White
88	226	27	44	Service Location Pay Grade Gender Race/Ethnicity	Active Air Force OCONUS W1 + W2 + W3 + W4 + W5 + O1 + O2 + O3 Female non-Hispanic Black + Hispanic + American Indian/Alaskan Native + Asian/Pacific Islander..
89	2,922	19	27	Service Location Pay Grade Gender Race/Ethnicity	Active Air Force OCONUS O4 + O5 + O6 Male non-Hispanic White
90	172	2	5	Service Location Pay Grade Gender Race/Ethnicity	Active Air Force OCONUS O4 + O5 + O6 Male non-Hispanic Black
91	168	15	20	Service Location Pay Grade Gender Race/Ethnicity	Active Air Force OCONUS O4 + O5 + O6 Male Hispanic + American Indian/Alaskan Native + Asian/Pacific Islander + Other
92	392	25	37	Service Location Pay Grade Gender Race/Ethnicity	Active Air Force OCONUS O4 + O5 + O6 Female non-Hispanic White + non-Hispanic Black + Hispanic + American Indian/Alaskan Native + Asi..

Sample Allocation Report

Stratum Number	Stratum Size	Sample Allocation	Sample Size	Description	
93	214,002	194	570	Service Location Pay Grade Gender Race/Ethnicity	Army National Guard + Army Reserve CONUS E1 + E2 + E3 + E4 + E5 Male non-Hispanic White
94	57,651	97	417	Service Location Pay Grade Gender Race/Ethnicity	Army National Guard + Army Reserve CONUS E1 + E2 + E3 + E4 + E5 Male non-Hispanic Black
95	30,508	1,988	4,826	Service Location Pay Grade Gender Race/Ethnicity	Army National Guard + Army Reserve CONUS E1 + E2 + E3 + E4 + E5 Male Hispanic + American Indian/Alaskan Native + Asian/Pacific Islander + Other
96	28,819	91	207	Service Location Pay Grade Gender Race/Ethnicity	Army National Guard + Army Reserve CONUS + OCONUS E1 + E2 + E3 + E4 + E5 Female non-Hispanic White
97	20,681	71	214	Service Location Pay Grade Gender Race/Ethnicity	Army National Guard + Army Reserve CONUS + OCONUS E1 + E2 + E3 + E4 + E5 Female non-Hispanic Black
98	6,960	1,058	3,193	Service Location Pay Grade Gender Race/Ethnicity	Army National Guard + Army Reserve CONUS + OCONUS E1 + E2 + E3 + E4 + E5 Female Hispanic + American Indian/Alaskan Native + Asian/Pacific Islander + Other
99	79,806	95	177	Service Location Pay Grade Gender Race/Ethnicity	Army National Guard + Army Reserve CONUS E6 + E7 + E8 + E9 Male non-Hispanic White
100	17,414	43	94	Service Location Pay Grade Gender Race/Ethnicity	Army National Guard + Army Reserve CONUS E6 + E7 + E8 + E9 Male non-Hispanic Black
101	7,906	638	1,131	Service Location	Army National Guard + Army Reserve CONUS

Sample Allocation Report

Stratum Number	Stratum Size	Sample Allocation	Sample Size	Description
				Pay Grade E6 + E7 + E8 + E9
				Gender Male
				Race/Ethnicity Hispanic + American Indian/Alaskan Native + Asian/Pacific Islander + Other
102	7,376	40	66	Service Army National Guard + Army Reserve
				Location CONUS + OCONUS
				Pay Grade E6 + E7 + E8 + E9
				Gender Female
				Race/Ethnicity non-Hispanic White
103	4,646	26	51	Service Army National Guard + Army Reserve
				Location CONUS + OCONUS
				Pay Grade E6 + E7 + E8 + E9
				Gender Female
				Race/Ethnicity non-Hispanic Black
104	1,181	232	454	Service Army National Guard + Army Reserve
				Location CONUS + OCONUS
				Pay Grade E6 + E7 + E8 + E9
				Gender Female
				Race/Ethnicity Hispanic + American Indian/Alaskan Native + Asian/Pacific Islander + Other
105	35,864	142	227	Service Army National Guard + Army Reserve
				Location CONUS
				Pay Grade W1 + W2 + W3 + W4 + W5 + O1 + O2 + O3
				Gender Male
				Race/Ethnicity non-Hispanic White
106	3,663	17	33	Service Army National Guard + Army Reserve
				Location CONUS
				Pay Grade W1 + W2 + W3 + W4 + W5 + O1 + O2 + O3
				Gender Male
				Race/Ethnicity non-Hispanic Black
107	2,471	195	335	Service Army National Guard + Army Reserve
				Location CONUS
				Pay Grade W1 + W2 + W3 + W4 + W5 + O1 + O2 + O3
				Gender Male
				Race/Ethnicity Hispanic + American Indian/Alaskan Native + Asian/Pacific Islander + Other
108	6,214	137	210	Service Army National Guard + Army Reserve
				Location CONUS + OCONUS
				Pay Grade W1 + W2 + W3 + W4 + W5 + O1 + O2 + O3
				Gender Female
				Race/Ethnicity non-Hispanic White
109	2,874	263	489	Service Army National Guard + Army Reserve
				Location CONUS + OCONUS
				Pay Grade W1 + W2 + W3 + W4 + W5 + O1 + O2 + O3
				Gender Female

Sample Allocation Report

Stratum Number	Stratum Size	Sample Allocation	Sample Size	Description
110	22,878	103	151	Race/Ethnicity non-Hispanic Black + Hispanic + American Indian/Alaskan Native + Asian/Pacific Islander.. Service Army National Guard + Army Reserve Location CONUS Pay Grade O4 + O5 + O6 Gender Male
111	1,773	9	16	Race/Ethnicity non-Hispanic White Service Army National Guard + Army Reserve Location CONUS Pay Grade O4 + O5 + O6 Gender Male
112	1,385	112	176	Race/Ethnicity non-Hispanic Black Service Army National Guard + Army Reserve Location CONUS Pay Grade O4 + O5 + O6 Gender Male
113	3,393	51	73	Race/Ethnicity Hispanic + American Indian/Alaskan Native + Asian/Pacific Islander + Other Service Army National Guard + Army Reserve Location CONUS + OCONUS Pay Grade O4 + O5 + O6 Gender Female
114	1,188	107	171	Race/Ethnicity non-Hispanic White Service Army National Guard + Army Reserve Location CONUS + OCONUS Pay Grade O4 + O5 + O6 Gender Female
115	13,574	89	397	Race/Ethnicity non-Hispanic Black + Hispanic + American Indian/Alaskan Native + Asian/Pacific Islander.. Service Army National Guard + Army Reserve Location OCONUS Pay Grade E1 + E2 + E3 + E4 + E5 + E6 + E7 + E8 + E9 Gender Male
116	2,126	29	93	Race/Ethnicity non-Hispanic White + non-Hispanic Black + Hispanic + American Indian/Alaskan Native + Asi.. Service Army National Guard + Army Reserve Location OCONUS Pay Grade W1 + W2 + W3 + W4 + W5 + O1 + O2 + O3 + O4 + O5 + O6 Gender Male
117	27,341	156	447	Race/Ethnicity non-Hispanic White + non-Hispanic Black + Hispanic + American Indian/Alaskan Native + Asi.. Service Navy Reserve Location CONUS

Sample Allocation Report

Stratum Number	Stratum Size	Sample Allocation	Sample Size	Description	
118	6,134	32	119	Pay Grade	E1 + E2 + E3 + E4 + E5
				Gender	Male
				Race/Ethnicity	non-Hispanic White
				Service	Navy Reserve
				Location	CONUS
119	5,349	345	856	Pay Grade	E1 + E2 + E3 + E4 + E5
				Gender	Male
				Race/Ethnicity	non-Hispanic Black
				Service	Navy Reserve
				Location	CONUS
120	6,007	85	198	Pay Grade	E1 + E2 + E3 + E4 + E5
				Gender	Male
				Race/Ethnicity	Hispanic + American Indian/Alaskan Native + Asian/Pacific Islander + Other
				Service	Navy Reserve
				Location	CONUS + OCONUS
121	2,596	34	97	Pay Grade	E1 + E2 + E3 + E4 + E5
				Gender	Female
				Race/Ethnicity	non-Hispanic White
				Service	Navy Reserve
				Location	CONUS + OCONUS
122	1,319	239	684	Pay Grade	E1 + E2 + E3 + E4 + E5
				Gender	Female
				Race/Ethnicity	Hispanic + American Indian/Alaskan Native + Asian/Pacific Islander + Other
				Service	Navy Reserve
				Location	CONUS + OCONUS
123	16,853	129	218	Pay Grade	E6 + E7 + E8 + E9
				Gender	Male
				Race/Ethnicity	non-Hispanic White
				Service	Navy Reserve
				Location	CONUS
124	1,810	14	27	Pay Grade	E6 + E7 + E8 + E9
				Gender	Male
				Race/Ethnicity	non-Hispanic Black
				Service	Navy Reserve
				Location	CONUS
125	1,463	128	275	Pay Grade	E6 + E7 + E8 + E9
				Gender	Male
				Service	Navy Reserve
				Location	CONUS

Sample Allocation Report

Stratum Number	Stratum Size	Sample Allocation	Sample Size	Description
126	3,524	264	536	Race/Ethnicity Hispanic + American Indian/Alaskan Native + Asian/Pacific Islander + Other Service Navy Reserve Location CONUS + OCONUS Pay Grade E6 + E7 + E8 + E9 Gender Female Race/Ethnicity non-Hispanic White + non-Hispanic Black + Hispanic + American Indian/Alaskan Native + Asi..
127	3,443	137	219	Service Navy Reserve Location CONUS + OCONUS Pay Grade W1 + W2 + W3 + W4 + W5 + O1 + O2 + O3 Gender Male Race/Ethnicity non-Hispanic White + non-Hispanic Black + Hispanic + American Indian/Alaskan Native + Asi..
128	3,128	329	510	Service Navy Reserve Location CONUS + OCONUS Pay Grade W1 + W2 + W3 + W4 + W5 + O1 + O2 + O3 + O4 + O5 + O6 Gender Female Race/Ethnicity non-Hispanic White + non-Hispanic Black + Hispanic + American Indian/Alaskan Native + Asi..
129	11,733	479	743	Service Navy Reserve Location CONUS + OCONUS Pay Grade O4 + O5 + O6 Gender Male Race/Ethnicity non-Hispanic White + non-Hispanic Black + Hispanic + American Indian/Alaskan Native + Asi..
130	492	4	12	Service Navy Reserve Location OCONUS Pay Grade E1 + E2 + E3 + E4 + E5 Gender Male Race/Ethnicity non-Hispanic White
131	192	2	8	Service Navy Reserve Location OCONUS Pay Grade E1 + E2 + E3 + E4 + E5 Gender Male Race/Ethnicity non-Hispanic Black
132	145	7	18	Service Navy Reserve Location OCONUS Pay Grade E1 + E2 + E3 + E4 + E5 Gender Male Race/Ethnicity Hispanic + American Indian/Alaskan Native + Asian/Pacific Islander + Other

Sample Allocation Report

Stratum Number	Stratum Size	Sample Allocation	Sample Size	Description	
133	308	3	5	Service Location Pay Grade Gender Race/Ethnicity	Navy Reserve OCONUS E6 + E7 + E8 + E9 Male non-Hispanic White
134	110	3	6	Service Location Pay Grade Gender Race/Ethnicity	Navy Reserve OCONUS E6 + E7 + E8 + E9 Male non-Hispanic Black + Hispanic + American Indian/Alaskan Native + Asian/Pacific Islander..
135	21,157	359	1,485	Service Location Pay Grade Gender Race/Ethnicity	Marine Corps Reserve CONUS + OCONUS E1 + E2 + E3 + E4 + E5 Male non-Hispanic White
136	3,298	49	274	Service Location Pay Grade Gender Race/Ethnicity	Marine Corps Reserve CONUS + OCONUS E1 + E2 + E3 + E4 + E5 Male non-Hispanic Black
137	5,753	185	826	Service Location Pay Grade Gender Race/Ethnicity	Marine Corps Reserve CONUS + OCONUS E1 + E2 + E3 + E4 + E5 Male Hispanic + American Indian/Alaskan Native + Asian/Pacific Islander + Other
138	1,104	218	553	Service Location Pay Grade Gender Race/Ethnicity	Marine Corps Reserve CONUS + OCONUS E1 + E2 + E3 + E4 + E5 Female non-Hispanic White + non-Hispanic Black + Hispanic + American Indian/Alaskan Native + Asi..
139	3,261	80	169	Service Location Pay Grade Gender Race/Ethnicity	Marine Corps Reserve CONUS + OCONUS E6 + E7 + E8 + E9 Male non-Hispanic White
140	953	21	55	Service Location Pay Grade Gender Race/Ethnicity	Marine Corps Reserve CONUS + OCONUS E6 + E7 + E8 + E9 Male non-Hispanic Black
141	589	36	76	Service	Marine Corps Reserve

Sample Allocation Report

Stratum Number	Stratum Size	Sample Allocation	Sample Size	Description	
142	406	97	181	Location	CONUS + OCONUS
				Pay Grade	E6 + E7 + E8 + E9
				Gender	Male
				Race/Ethnicity	Hispanic + American Indian/Alaskan Native + Asian/Pacific Islander + Other
143	1,590	70	107	Service	Marine Corps Reserve
				Location	CONUS + OCONUS
				Pay Grade	E6 + E7 + E8 + E9
				Gender	Female
144	285	77	110	Race/Ethnicity	non-Hispanic White + non-Hispanic Black + Hispanic + American Indian/Alaskan Native + Asi..
				Service	Marine Corps Reserve
				Location	CONUS + OCONUS
				Pay Grade	W1 + W2 + W3 + W4 + W5 + O1 + O2 + O3
145	2,827	99	151	Gender	Male
				Race/Ethnicity	non-Hispanic White + non-Hispanic Black + Hispanic + American Indian/Alaskan Native + Asi..
				Service	Marine Corps Reserve
				Location	CONUS + OCONUS
146	52,595	156	348	Pay Grade	W1 + W2 + W3 + W4 + W5 + O1 + O2 + O3 + O4 + O5 + O6
				Gender	Female
				Race/Ethnicity	non-Hispanic White + non-Hispanic Black + Hispanic + American Indian/Alaskan Native + Asi..
				Service	Marine Corps Reserve
147	8,082	26	74	Location	CONUS + OCONUS
				Pay Grade	O4 + O5 + O6
				Gender	Male
				Race/Ethnicity	non-Hispanic White + non-Hispanic Black + Hispanic + American Indian/Alaskan Native + Asi..
148	8,416	825	1,462	Service	Air National Guard + Air Force Reserve
				Location	CONUS + OCONUS
				Pay Grade	E1 + E2 + E3 + E4 + E5
				Gender	Male

Sample Allocation Report

Stratum Number	Stratum Size	Sample Allocation	Sample Size	Description
149	10,151	90	160	Gender Male Race/Ethnicity Hispanic + American Indian/Alaskan Native + Asian/Pacific Islander + Other Service Air National Guard + Air Force Reserve Location CONUS + OCONUS Pay Grade E1 + E2 + E3 + E4 + E5
150	3,357	29	58	Gender Female Race/Ethnicity non-Hispanic White Service Air National Guard + Air Force Reserve Location CONUS + OCONUS Pay Grade E1 + E2 + E3 + E4 + E5
151	1,726	467	931	Gender Female Race/Ethnicity non-Hispanic Black Service Air National Guard + Air Force Reserve Location CONUS + OCONUS Pay Grade E1 + E2 + E3 + E4 + E5
152	46,392	168	264	Gender Female Race/Ethnicity Hispanic + American Indian/Alaskan Native + Asian/Pacific Islander + Other Service Air National Guard + Air Force Reserve Location CONUS + OCONUS Pay Grade E6 + E7 + E8 + E9
153	5,205	22	41	Gender Male Race/Ethnicity non-Hispanic White Service Air National Guard + Air Force Reserve Location CONUS + OCONUS Pay Grade E6 + E7 + E8 + E9
154	5,623	681	1,152	Gender Male Race/Ethnicity non-Hispanic Black Service Air National Guard + Air Force Reserve Location CONUS + OCONUS Pay Grade E6 + E7 + E8 + E9
155	7,585	77	121	Gender Male Race/Ethnicity Hispanic + American Indian/Alaskan Native + Asian/Pacific Islander + Other Service Air National Guard + Air Force Reserve Location CONUS + OCONUS Pay Grade E6 + E7 + E8 + E9
156	1,865	19	34	Gender Female Race/Ethnicity non-Hispanic White Service Air National Guard + Air Force Reserve Location CONUS + OCONUS Pay Grade E6 + E7 + E8 + E9
				Gender Female Race/Ethnicity non-Hispanic Black

Sample Allocation Report

Stratum Number	Stratum Size	Sample Allocation	Sample Size	Description	
157	1,060	367	661	Service Location Pay Grade Gender Race/Ethnicity	Air National Guard + Air Force Reserve CONUS + OCONUS E6 + E7 + E8 + E9 Female Hispanic + American Indian/Alaskan Native + Asian/Pacific Islander + Other
158	9,174	297	510	Service Location Pay Grade Gender Race/Ethnicity	Air National Guard + Air Force Reserve CONUS + OCONUS W1 + W2 + W3 + W4 + W5 + O1 + O2 + O3 Male non-Hispanic White + non-Hispanic Black + Hispanic + American Indian/Alaskan Native + Asi..
159	3,094	220	367	Service Location Pay Grade Gender Race/Ethnicity	Air National Guard + Air Force Reserve CONUS + OCONUS W1 + W2 + W3 + W4 + W5 + O1 + O2 + O3 Female non-Hispanic White + non-Hispanic Black + Hispanic + American Indian/Alaskan Native + Asi..
160	13,964	433	722	Service Location Pay Grade Gender Race/Ethnicity	Air National Guard + Air Force Reserve CONUS + OCONUS O4 + O5 + O6 Male non-Hispanic White + non-Hispanic Black + Hispanic + American Indian/Alaskan Native + Asi..
161	2,611	204	330	Service Location Pay Grade Gender Race/Ethnicity	Air National Guard + Air Force Reserve CONUS + OCONUS O4 + O5 + O6 Female non-Hispanic White + non-Hispanic Black + Hispanic + American Indian/Alaskan Native + Asi..
162	16,279	216	466		
Total	1,755,559	23,516	50,689		

Domain Results Report

Domain Number	Prevalence	Lagrange Ratio	Expected Precision	Design Effect	Description
1	0.10		0.023	5.70	Male*Active Army
2	0.10		0.024	3.94	Male*Active Air Force
3	0.10		0.023	5.65	Male*Army National Guard + Army Reserve
4	0.10		0.024	2.28	Male*Navy Reserve
5	0.10		0.021	1.13	Male*Marine Corps Reserve
6	0.10		0.024	4.11	Male*Air National Guard + Air Force Reserve
7	0.10	31	0.031	4.77	Female*Active Army
8	0.10	42	0.031	4.07	Female*Active Air Force
9	0.10	39	0.031	5.40	Female*Army National Guard + Army Reserve
10	0.10	31	0.031	2.47	Female*Navy Reserve
11	0.10	87	0.031	1.02	Female*Marine Corps Reserve
12	0.10	45	0.031	3.82	Female*Air National Guard + Air Force Reserve
13	0.10		0.017	4.91	Male*Active Army + Active Air Force
14	0.10		0.016	6.24	Male*Army National Guard + Army Reserve + Navy Reserve + Marine C..
15	0.10		0.022	4.42	Female*Active Army + Active Air Force
16	0.10		0.021	5.89	Female*Army National Guard + Army Reserve + Navy Reserve + Marine..
17	0.10		0.017	6.12	Male*E1 + E2 + E3 + E4 + E5
18	0.10		0.022	5.08	Male*E6 + E7 + E8 + E9
19	0.10		0.062	2.32	Male*W1 + W2 + W3 + W4 + W5
20	0.10		0.024	2.47	Male*O1 + O2 + O3
21	0.10		0.023	2.55	Male*O4 + O5 + O6
22	0.10		0.021	5.47	Female*E1 + E2 + E3 + E4 + E5
23	0.10	21	0.031	4.31	Female*E6 + E7 + E8 + E9
24	0.10	57	0.102	1.84	Female*W1 + W2 + W3 + W4 + W5
25	0.10		0.028	2.61	Female*O1 + O2 + O3
26	0.10	29	0.031	2.22	Female*O4 + O5 + O6
27	0.10		0.015	2.53	Male*non-Hispanic White
28	0.10		0.025	1.32	Male*non-Hispanic Black
29	0.10		0.012	2.06	Male*Hispanic
30	0.10		0.024	1.23	Male*American Indian/Alaskan Native
31	0.10		0.015	1.39	Male*Asian/Pacific Islander
32	0.10		0.016	1.20	Male*Other
33	0.10		0.020	2.60	Female*non-Hispanic White
34	0.10	2	0.030	2.32	Female*non-Hispanic Black
35	0.10		0.013	1.14	Female*Hispanic
36	0.10	82	0.031	1.25	Female*American Indian/Alaskan Native
37	0.10		0.019	1.19	Female*Asian/Pacific Islander
38	0.10		0.022	1.15	Female*Other
39	0.10		0.013	5.94	Male*CONUS
40	0.10		0.023	2.55	Male*OCONUS
41	0.10		0.016	5.40	Female*CONUS
42	0.10	28	0.031	2.65	Female*OCONUS
43	0.10		0.012	5.60	Male
44	0.10		0.015	5.19	Female
45	0.10	26	0.020	6.49	Active Army
46	0.10	36	0.020	4.69	Active Air Force

Domain Results Report

Domain Number	Prevalence	Lagrange Ratio	Expected Precision	Design Effect	Description
47	0.10	42	0.020	6.73	Army National Guard + Army Reserve
48	0.10	47	0.020	2.75	Navy Reserve
49	0.10	76	0.020	1.49	Marine Corps Reserve
50	0.10	47	0.020	4.71	Air National Guard + Air Force Reserve
51	0.10		0.015	5.67	Active Army + Active Air Force
52	0.10		0.014	7.41	Army National Guard + Army Reserve + Navy Reserve + Marine Corps ..
53	0.10		0.014	7.12	E1 + E2 + E3 + E4 + E5
54	0.10	1	0.020	5.90	E6 + E7 + E8 + E9
55	0.10		0.059	2.70	W1 + W2 + W3 + W4 + W5
56	0.10	43	0.020	3.09	O1 + O2 + O3
57	0.10	34	0.020	2.97	O4 + O5 + O6
58	0.10		0.013	3.11	non-Hispanic White
59	0.10	45	0.020	1.95	non-Hispanic Black
60	0.10		0.010	2.32	Hispanic
61	0.10	76	0.020	1.42	American Indian/Alaskan Native
62	0.10		0.013	1.56	Asian/Pacific Islander
63	0.10		0.014	1.36	Other
64	0.10		0.011	6.93	CONUS
65	0.10	34	0.020	3.13	OCONUS
66	0.10		0.010	6.57	Male + Female

DRAFT



RESEARCH TRIANGLE INSTITUTE

January 1998

Dear Member of the Armed Forces:

Research Triangle Institute of North Carolina, a nonprofit research organization, is conducting a research survey for the Department of Defense to provide a comprehensive assessment of health related issues for the Total Force, including Active Duty, Guard, and Reserve components. The study is called "Health Status of Military Women and Men in the Total Force" and its principal investigator is Dr. Robert M. Bray.

Your questionnaire will be one of a targeted 30,000 questionnaires completed by military personnel around the world. Your name was chosen at random from a list of officers and enlisted personnel to participate in this survey. Substitutions for selected personnel are **NOT** permitted. That is why you are so important to us. In a survey such as this, each person who participates represents thousands of other service personnel. For us to have useful results, it is very important that you provide complete and accurate responses to the questions asked, and the survey's success depends on everyone's willingness to take part. However, your participation is voluntary. Your decision on whether or not to participate will in no way affect health care benefits that you or your family receive or are entitled to.

Because of the sensitive nature of the information in this survey, the importance of the study, and to encourage your frank and honest responses, we have arranged for you to mail your completed questionnaire directly to a civilian scoring contractor. Your name will never be associated with the responses you give and no military personnel will see your answers. **DO NOT** write your name or social security number on the questionnaire. You will notice a computerized ID number (bar code?) on the business reply return envelope (but not on the questionnaire). So that we don't bother you with a second mailing, we will use the bar code from the envelope to tell you you have returned your questionnaire. Your questionnaire is anonymous and does not contain any personally identifying information.

Please complete the questionnaire in private and do not show it to anyone. Directions for marking your answer choices are given at the beginning of the questionnaire. Please read the instructions **carefully**. **USE ONLY A SOFT LEAD (NO.2) PENCIL**; do not use a colored pencil or pen of any kind. We expect that the questionnaire will take from 45 minutes to an hour to complete.

When you have finished, seal the questionnaire in the enclosed envelope and mail it to our printing and scoring contractor, (name and location of subcontractor). **NOTE:** Since this is a business reply envelope, no postage is required; however, you must place it in a U.S. Postal system box.

If you have any questions about this survey, you may call Dr. Robert Bray at 1-800-334-8571, extension 6433. If you have any questions about your rights as a research participant, you may call Dr. Linda Sheldon at 1-800-334-8571, extension 6603. On behalf of Research Triangle Institute, I want to sincerely thank you for your participation in this important survey.

Sincerely,

Randall Keesling
Data Collection Task Leader

Enclosure

PO Box 12194♣Research Triangle Park, North Carolina 27709-2194♣Telephone 919 541-6000



DRAFT