

FINAL SUBMITTAL

**ENERGY ENGINEERING ANALYSIS PROGRAM
LIGHTING SURVEY OF SELECTED BUILDINGS
PINE BLUFF ARSENAL
PINE BLUFF, ARKANSAS**

**VOLUME IID
APPENDICES**

**CONTRACT NO. DACA01-94-D-0038
DELIVERY ORDER NO. 0001**

PREPARED FOR:

**U.S. ARMY CORPS OF ENGINEERS
LITTLE ROCK, ARKANSAS**

PREPARED BY:


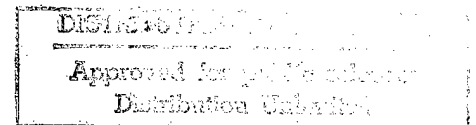
**REYNOLDS, SMITH AND HILLS, INC.
ENERGY SERVICES DEPARTMENT
P.O. BOX 4850
JACKSONVILLE, FLORIDA 32201**

PROJECT NO. 6941331001

JUNE 1995



**Carlos S. Warren, PhD, PE
Project Manager**



19971017 258

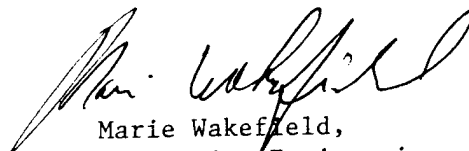


DEPARTMENT OF THE ARMY
CONSTRUCTION ENGINEERING RESEARCH LABORATORIES, CORPS OF ENGINEERS
P.O. BOX 9005
CHAMPAIGN, ILLINOIS 61826-9005

REPLY TO
ATTENTION OF: TR-I Library

17 Sep 1997

Based on SOW, these Energy Studies are unclassified/unlimited.
Distribution A. Approved for public release.



Marie Wakefield,
Librarian Engineering

VOLUME IID
TABLE OF CONTENTS

APPENDIX B (CONT'D)

DETAIL CALCULATIONS

BLDGS 44-100
51-420
51-430
53-160
60-020
60-060
60-070
60-090
60-630

Bldg 44-100 Summary

Present System				Replacement System			
Fixture Type	Watts/ Fixture	Number Fixtures	Total Watts	Fixture Type	Watts/ Fixture	Number Fixtures	Total Watts
F	164	75	12,300	CF	34	10	340
F1	136	65	8,840	F8	59	198	11,682
F2	124	3	372	FB	56	3	168
G	82	87	7,134	FR	61	13	793
J	96	16	1,536	J8	59	22	1,298
M4	96	19	1,824	W2	59	11	649
W1	82	2	164	W8	59	2	118
X	75	9	675				
X1	75	24	1,800				
Totals		300	34,645	Totals		259	15,048

Reynolds, Smith & Hills, Inc.
4651 Salisbury Road
Jacksonville, FL 32256
Buildings Engineering

Luminaire Fixture Schedule
Generated by LitePro V2.27E
Provided and supported by USI Lighting, Inc.
Filename: 44-100 Type: Indoor

Luminaire Fixture Schedule /PRESENT

Project name: Lighting survey
Prepared for: Corps of Engineers
Prepared by: C. Warren

Project #6941331
Date: 3-Jan-95
UPD: 1.4W/Sq.Ft

TYPE	DESCRIPTION	LAMP/BALLAST	V/W	QTY	REMARKS
F	2'X4' 4L STATIC GRID TROFFER LENS- .125" NOM PRISMATIC A12 COLUMBIA 2SG440-EXA.125NOM	F40CW ESB	000 -	75 164	
F1	2'X4' 3L STATIC GRID TROFFER LENS- .156" THK PRISMATIC A19 COLUMBIA 2SG340-FH	F40CW ESB	000 -	65 136	
F2	2X2 3L FLUSH STATIC TROFFER LENS-PRISMATIC ACRYLIC PATT-12 COLUMBIA 5PS2*-52-223U	F40CW/U/3 ESB	000 -	3 124	
G	2'X4' 2L STATIC GRID TROFFER LENS- .125" THK PRISMATIC A12 COLUMBIA 2SG240-EXA.125NOM	F40CW ESB	000 -	87 82	
J	7"X4' 2L WET LOCATION WRAP LENS- PRISMATIC BOTTOM & SIDES COLUMBIA LUN240-WL	F40CW STD	000 -	16 96	
M4	9"X4' 2L SURFACE TURRET STRIP OPEN BOTTOM- NO SHIELDING COLUMBIA K240-T	F40CW STD	000 -	19 96	
W1	5"X4"X4' 2L WALL CORRIDOR WRAP LENS- SMOOTH WHITE ACRYLIC COLUMBIA W240-A	F40CW ESB	000 -	2 82	
X	8" PENDANT CYLINDER DOWNLIGHT OPEN- BLACK BAFFLE PRESCOLITE 1128-930	75A19/SW NA	000 -	9 75	
.1	8" PENDANT CYLINDER DOWNLIGHT OPEN- BLACK BAFFLE PRESCOLITE 1128-930	75A19/SW NA	000 -	24 75	

Reynolds, Smith & Hills, Inc.
4651 Salisbury Road
Jacksonville, FL 32256
Buildings Engineering

Luminaire Fixture Schedule
Generated by LitePro V2.27E
Provided and supported by USI Lighting, Inc.
Filename: 44-100 Type: Indoor

Luminaire Fixture Schedule / **PROPOSED**

Project name: Lighting survey
Prepared for: Corps of Engineers
Prepared by: C. Warren

Project #6941331
Date: 13-Mar-95
UPD: 0.6W/Sq.Ft

TYPE	DESCRIPTION	LAMP/BALLAST	V/W	QTY	REMARKS
CF	8"1L(VERT)RECESS ROUND DOWNLITE OPEN- CLEAR ALZAK REFLECTOR PRESCOLITE CF123526-462	F26DTT/27K STD	000 - 34	8	20 w Screws
T8	2X4 2L FLUSH STATIC TROFFER LENS-PRISMATIC ACRYLIC PATT-19 COLUMBIA T84PS2*-84-242-2EOCT	FO32/31K EOCT	000 - 59	154	
FB	2X2 2L FLUSH STATIC TROFFER LENS- .125"THK PRISMATIC A12 COLUMBIA 5PS2*-52.125-222-EO	FBO31/35K EOCT	000 - 56	3	
FR	2X4 ACRYLIC LENSED TROFFER SILVER ECONOMY REFLECTOR METALOPTICS 24EKSO42EP11	FO32/35K EOCT	000 - 61	13	
J8	7"X4' 2L WET LOCATION WRAP LENS- PRISMATIC BOTTOM & SIDES COLUMBIA LUN240-WL	FO32/35K EOCT	000 - 59	8	
W2	10"X4' 2L CEILING MT.WRAPAROUND LENS- PRISMATIC W/ GLOW ENDS COLUMBIA WC240-A	FO32/35K EOCT	000 - 59	8	
W8	5"X4"X4' 2L WALL CORRIDOR WRAP LENS- SMOOTH WHITE ACRYLIC COLUMBIA W240-A	FO32/35K EOCT	000 - 59	2	

NOTES:

44-100A Schedule

Reynolds, Smith & Hills, Inc.
4651 Salisbury Road
Jacksonville, FL 32256
Buildings Engineering

Luminaire Fixture Schedule
Generated by LitePro V2.27E
Provided and supported by USI Lighting, Inc.
Filename: 44-100A Type: Indoor

Luminaire Fixture Schedule / **PROPOSED**

Project name: Lighting survey
Prepared for: Corps of Engineers
Prepared by: C. Warren

Project #6941331
Date: 13-Mar-95
UPD: 0.7W/Sq.Ft

TYPE	DESCRIPTION	LAMP/BALLAST	V/W	QTY	REMARKS
CF	8"1L(VERT)RECESS ROUND DOWNLITE OPEN- CLEAR ALZAK REFLECTOR PRESCOLITE CF123526-462	F26DTT/27K STD	000 - 34	2	
J8	2X4 2L FLUSH STATIC TROFFER LENS-PRISMATIC ACRYLIC PATT-19 COLUMBIA T84PS2*-84-242-2EOCT	FO32/31K EOCT	000 - 59	44	
J8	7"X4' 2L WET LOCATION WRAP LENS- PRISMATIC BOTTOM & SIDES COLUMBIA LUN240-WL	FO32/35K EOCT	000 - 59	14	
W2	10"X4'2L CEILING MT.WRAPAROUND LENS- PRISMATIC W/ GLOW ENDS COLUMBIA WC240-A	FO32/35K EOCT	000 - 59	3	

NOTES:

Reynolds, Smith & Hills, Inc.
 4651 Salisbury Road
 Jacksonville, FL 32256
 Buildings Engineering

Project Area Summary
 Generated by LitePro V2.27E
 Provided and supported by USI Lighting, Inc.
 Filename: 44-100 Type: Indoor

Project Area Summary

Project name: Lighting survey
 Prepared for: Corps of Engineers
 Prepared by: C. Warren

Project #6941331
 Date: 13-Mar-95
 UPD: 0.9W/Sq.Ft

AREA NAME	DIMENSIONS	LUMINAIRES	W/SQ.FT	QTY
CAFETERIA	60x109x9Ft	(64) Type F1 (3) Type F2	1.4	1
CAFETERIA-N	60x109x9Ft	(54) Type F8 (3) Type FB	0.5	1
CAFETERIA OFC	20x16x8Ft	(8) Type F	4.1	1
CAFETERIA OFC-N	20x16x8Ft	(6) Type F8	1.1	1
CAFETERIA CONF	20x12x8Ft	(4) Type F	2.7	1
CAFET. CONF-N	20x12x8Ft	(2) Type F8	0.5	1
CAFETERIA OFC	12x20x8Ft	(3) Type F (1) Type F1	2.6	1
CAFETERIA OFC-N	12x20x8Ft	(3) Type F8	0.7	1
HALL, RESTROOMS	12x19x9Ft	(5) Type X	1.6	1
HALL, RESTRMS-N	12x19x9Ft	(5) Type CF	0.7	1
ENG/PM OFFICE	12x10x8Ft	(2) Type F	2.7	2
ENG/PM OFFICE-N	12x10x8Ft	(2) Type FR	1.0	2
ADMIN AREA	19x30x8Ft	(9) Type F	2.6	1
ADMIN AREA-N	19x30x8Ft	(9) Type F8	0.9	1
DIRECTOR OFFICE	12x20x8Ft	(4) Type F	2.7	1
DIRECTOR OFFC-N	12x20x8Ft	(4) Type F8	1.0	1
COFFEE ROOM	13x12x8Ft	(2) Type F	2.1	1

44-100 Areas

OFFICE ROOM-N	13x12x8Ft	(2)	Type F8	0.8	1
CAD OFFICE	13x10x8Ft	(2)	Type F	2.5	1
CAD OFFICE-N	13x10x8Ft	(2)	Type F8	0.9	1
OFFICE 1	14x11x8Ft	(3)	Type F	3.2	1
OFFICE 1-N	14x11x8Ft	(3)	Type FR	1.2	1
OFFICE 2/STAT	10x11x8Ft	(2)	Type F	3.0	2
OFFICE 2/STAT-N	10x11x8Ft	(2)	Type F8	1.1	2
OFFICE HALL	22x4x8Ft	(2)	Type F	3.7	1
OFFICE HALL-N	22x4x8Ft	(2)	Type F8	1.3	1
MAIN HALL	59x54x9Ft	(7) (1)	Type G Type X	0.2	1
MAIN HALL-N	59x54x9Ft	(1) (7)	Type CF Type F8	0.1	1
MAIN OFFICE	15x30x8Ft	(6)	Type G	1.1	1
MAIN OFFICE-N	15x30x8Ft	(6)	Type FR	0.8	1
MAIN RESTROOMS	5x7x9Ft	(1)	Type X	2.1	2
MAIN RESTROOM-N	5x7x9Ft	(1)	Type CF	1.0	2
OFFICE 3	12x30x8Ft	(5)	Type F	2.3	1
OFFICE 3-N	12x30x8Ft	(5)	Type F8	0.8	1
MEN'S NEW LR	40x42x8Ft	(13)	Type G	0.6	1
MEN'S NEW LR-N	40x42x8Ft	(13)	Type F8	0.5	1
LR ALCOVE	6x11x8Ft	(1)	Type G	1.2	1
LR ALCOVE-N	6x11x8Ft	(1)	Type F8	0.9	1
MEN'S NEW SHWR	18x30x8Ft	(5) (2)	Type G Type W1	1.1	1
MENS NEW SHWR-N	18x30x8Ft	(4) (2)	Type F8 Type W8	0.7	1
MEN'S OLD LR	60x49x8Ft	(36)	Type G	1.0	1
MEN'S OLD LR-N	60x49x8Ft	(36)	Type F8	0.7	1
LOCKER HALL	60x9x8Ft	(8) (1)	Type M4 Type X	1.6	1

| LOCKER HALL-N

| 60x9x8Ft

| (4) Type W2 |

0.4 |

1 |

LOCKER RESTROOM	30x16x8Ft	(8)	Type M4	1.6	1
LOCKER RESTRM-N	30x16x8Ft	(4)	Type W2	0.5	1
MEN'S OLD SHWR	28x11x8Ft	(4)	Type J	1.2	2
MENS OLD SHWR-N	28x11x8Ft	(4)	Type J8	0.8	2

NOTES:

Reynolds, Smith & Hills, Inc.
4651 Salisbury Road
Jacksonville, FL 32256
Buildings Engineering

Project Area Summary
Generated by LitePro V2.27E
Provided and supported by USI Lighting, Inc.
Filename: 44-100A Type: Indoor

Project Area Summary

Project name: Lighting survey
Prepared for: Corps of Engineers
Prepared by: C. Warren

Project #6941331
Date: 13-Mar-95
UPD: 1.2W/Sq.Ft

AREA NAME	DIMENSIONS	LUMINAIRES	W/SQ.FT	QTY
WOMEN'S LR	32x4x8Ft	(8) Type J	6.0	1
WOMEN'S LR-N	32x4x8Ft	(6) Type J8	2.8	1
WOMEN'S SHWR 1	29x10x8Ft	(14) Type X1	3.6	1
WOMEN'S SHWR 1-N	29x10x8Ft	(5) Type J8	1.0	1
WOMEN'S SHWR 2	31x11x8Ft	(10) Type X1	2.2	1
WOMEN'S SHWR 2-N	31x11x8Ft	(2) Type CF (3) Type J8	0.7	1
WOMEN'S LOUNGE	20x18x8Ft	(4) Type G	0.9	1
WOMEN'S LOUNGE-N	20x18x8Ft	(4) Type F8	0.7	1
LOUNGE RESTRM	32x12x8Ft	(3) Type M4	0.8	1
LOUNGE RESTRM-N	32x12x8Ft	(3) Type W2	0.5	1
SUPPLY STORAGE	29x17x8Ft	(8) Type G	1.3	1
SUPPLY STOR.-N	29x17x8Ft	(8) Type F8	1.0	1
SUPPLY FILING	60x41x8Ft	(23) Type F	1.5	1
SUPPLY FILING-N	60x41x8Ft	(23) Type F8	0.6	1
SUPPLY OFFICE	30x20x8Ft	(2) Type F (7) Type G	1.5	1
SUPPLY OFFICE-N	30x20x8Ft	(9) Type F8	0.9	1

Reynolds, Smith & Hills, Inc.
4651 Salisbury Road
Jacksonville, FL 32256
Buildings Engineering

Project Calculation Summary
Generated by LitePro V2.27E
Provided and supported by USI Lighting, Inc.
Filename: 44-100 Type: Indoor

Project Calculation Summary

Project name: Lighting survey
Prepared for: Corps of Engineers
Prepared by: C. Warren

Project #6941331
Date: 13-Mar-95
UPD: 0.9W/Sq.Ft

AREA NAME	DIMENSIONS	GRID NAME	AVE	MAX	MIN
CAFETERIA	60x109x9Ft	Ceiling	<+> 48.6	104.8	15.5
CAFETERIA-N	60x109x9Ft	Ceiling	<+> 32.0	76.7	0.0
CAFETERIA OFC	20x16x8Ft	Ceiling	<+> 133.9	191.5	62.4
CAFETERIA OFC-N	20x16x8Ft	Ceiling	<+> 51.5	67.6	27.7
CAFETERIA CONF	20x12x8Ft	Ceiling	<+> 89.8	165.6	31.1
CAFET. CONF-N	20x12x8Ft	Ceiling	<+> 23.6	46.0	6.4
CAFETERIA OFC	12x20x8Ft	Ceiling	<+> 82.3	161.5	21.8
CAFETERIA OFC-N	12x20x8Ft	Ceiling	<+> 34.5	59.0	11.8
HALL, RESTROOMS	12x19x9Ft	Ceiling	<+> 16.1	97.2	0.0
HALL, RESTRMS-N	12x19x9Ft	Ceiling C.U. CALC	<+> 6.4 16.3	13.8 ---	0.1 ---
ENG/PM OFFICE	12x10x8Ft	Ceiling	<+> 63.7	98.2	36.2
ENG/PM OFFICE-N	12x10x8Ft	Ceiling	<+> 37.6	57.7	21.7
ADMIN AREA	19x30x8Ft	Ceiling	<+> 74.7	113.8	10.5
ADMIN AREA-N	19x30x8Ft	Ceiling	<+> 38.7	58.7	5.3
DIRECTOR OFFICE	12x20x8Ft	Ceiling	<+> 78.8	145.7	24.9
DIRECTOR OFFC-N	12x20x8Ft	Ceiling	<+> 41.1	76.5	12.8
COFFEE ROOM	13x12x8Ft	Ceiling	<+> 52.9	93.8	20.4

44-100 Calculations

OFFICE ROOM-N	13x12x8Ft	Ceiling	<+>	27.7	50.0	10.7
CAD OFFICE	13x10x8Ft	Ceiling	<+>	59.4	98.4	28.9
CAD OFFICE-N	13x10x8Ft	Ceiling	<+>	31.1	52.5	15.1
OFFICE 1	14x11x8Ft	Ceiling	<+>	75.4	146.1	24.6
OFFICE 1-N	14x11x8Ft	Ceiling	<+>	44.3	83.8	15.5
OFFICE 2/STAT	10x11x8Ft	Ceiling	<+>	66.7	118.8	29.0
OFFICE 2/STAT-N	10x11x8Ft	Ceiling	<+>	35.1	62.2	15.1
OFFICE HALL	22x4x8Ft	Ceiling	<+>	56.1	78.1	27.4
OFFICE HALL-N	22x4x8Ft	Ceiling	<+>	29.1	40.5	14.3
MAIN HALL	59x54x9Ft	Ceiling	<+>	4.9	113.9	0.0
MAIN HALL-N	59x54x9Ft	Ceiling	<+>	4.4	49.5	0.0
MAIN OFFICE	15x30x8Ft	Ceiling	<+>	38.2	52.7	22.4
MAIN OFFICE-N	15x30x8Ft	Ceiling	<+>	40.9	57.3	23.7
MAIN RESTROOMS	5x7x9Ft	Ceiling	<+>	15.8	87.2	0.6
MAIN RESTROOM-N	5x7x9Ft	Ceiling	<+>	7.3	13.7	4.7
OFFICE 3	12x30x8Ft	Ceiling	<+>	72.7	108.7	35.2
OFFICE 3-N	12x30x8Ft	Ceiling	<+>	37.4	55.9	17.8
MEN'S NEW LR	40x42x8Ft	Ceiling	<+>	25.8	44.8	9.2
MEN'S NEW LR-N	40x42x8Ft	Ceiling	<+>	23.5	43.0	7.3
LR ALCOVE	6x11x8Ft	Ceiling	<+>	29.8	45.7	16.6
LR ALCOVE-N	6x11x8Ft	Ceiling	<+>	28.1	43.9	15.3
MEN'S NEW SHWR	18x30x8Ft	Ceiling	<+>	29.6	80.3	0.0
MENS NEW SHWR-N	18x30x8Ft	Ceiling	<+>	22.1	50.1	0.0
MEN'S OLD LR	60x49x8Ft	Ceiling	<+>	42.8	57.9	10.4
MEN'S OLD LR-N	60x49x8Ft	Ceiling	<+>	39.0	52.1	9.0
LOCKER HALL	60x9x8Ft	Ceiling	<+>	27.4	92.6	0.0
LOCKER HALL-N	60x9x8Ft	Ceiling	<+>	12.4	30.2	0.0
LOCKER RESTROOM	30x16x8Ft	Ceiling	<+>	36.7	53.2	15.9

44-100 Calculations

CKER RESTRM-N	30x16x8Ft	Ceiling	<+>	18.2	38.7	4.1
MEN'S OLD SHWR	28x11x8Ft	Ceiling	<+>	22.6	36.2	12.2
MENS OLD SHWR-N	28x11x8Ft	Ceiling	<+>	20.2	32.3	10.9

NOTES:

Reynolds, Smith & Hills, Inc.
4651 Salisbury Road
Jacksonville, FL 32256
Buildings Engineering

Project Calculation Summary
Generated by LitePro V2.27E
Provided and supported by USI Lighting, Inc.
Filename: 44-100A Type: Indoor

Project Calculation Summary

Project name: Lighting survey
Prepared for: Corps of Engineers
Prepared by: C. Warren

Project #6941331
Date: 13-Mar-95
UPD: 1.2W/Sq.Ft

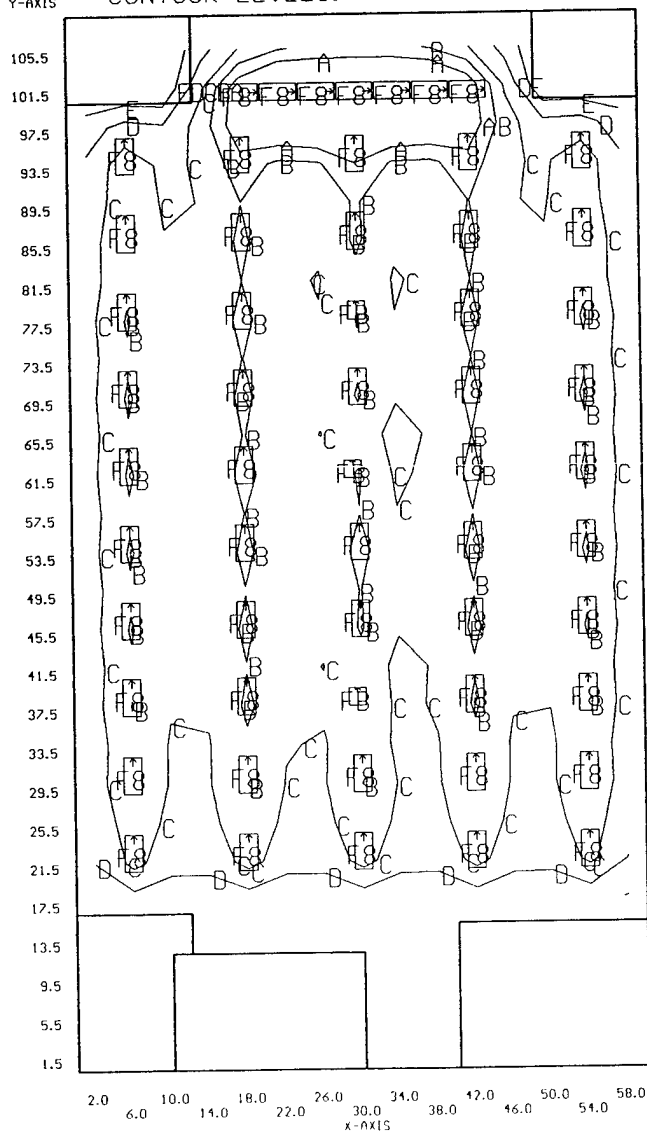
AREA NAME	DIMENSIONS	GRID NAME	AVE	MAX	MIN
WOMEN'S LR	32x4x8Ft	Ceiling	<+> 63.6	73.8	47.8
WOMEN'S LR-N	32x4x8Ft	Ceiling	<+> 41.1	49.5	31.9
WOMEN'S SHWR 1	29x10x8Ft	Ceiling	<+> 12.5	17.2	8.9
WOMENS SHWR 1-N	29x10x8Ft	Ceiling	<+> 18.4	31.2	9.0
WOMEN'S SHWR 2	31x11x8Ft	Ceiling	<+> 10.1	96.6	0.0
WOMENS SHWR 2-N	31x11x8Ft	Ceiling	<+> 13.1	27.7	0.1
WOMEN'S LOUNGE	20x18x8Ft	Ceiling	<+> 24.1	70.0	0.0
WOMENS LOUNGE-N	20x18x8Ft	Ceiling	<+> 22.3	65.2	0.0
LOUNGE RESTRM	32x12x8Ft	Ceiling	<+> 16.8	26.2	8.1
LOUNGE RESTRM-N	32x12x8Ft	Ceiling	<+> 16.4	30.1	5.0
SUPPLY STORAGE	29x17x8Ft	Ceiling	<+> 45.6	58.5	28.3
SUPPLY STOR.-N	29x17x8Ft	Ceiling	<+> 42.0	52.9	25.9
SUPPLY FILING	60x41x8Ft	Ceiling	<+> 54.0	90.1	4.9
SUPPLY FILING-N	60x41x8Ft	Ceiling	<+> 27.7	46.6	2.2
SUPPLY OFFICE	30x20x8Ft	Ceiling	<+> 49.4	168.0	3.9
SUPPLY OFFICE-N	30x20x8Ft	Ceiling	<+> 39.2	97.2	3.1

USI's LITE*PRO V2.27E Point-By-Point Numeric Output 14:33 13-Mar-95
 PROJECT: 44-100 AREA: CAFETERIA-N GRID: Ceiling
 Values are .FC, SCALE: 1 IN= 20.0FT, HORZ GRID (U), HORZ CALC, Z= 2.5
 Computed in accordance with IES recommendations

+ MIN=0.00 MAX=76.7 AVE=32.0 AVE/MIN=N/A MAX/MIN=N/A

F8 <54> = 9868 COLUMBIA T84PS2*-84-242-2EOCT, (2) F032/31K, LLF= 0.66
 FB <3> = L11164 COLUMBIA 5PS2*-52.125-222-E0, (2) FB031/35K, LLF= 0.66

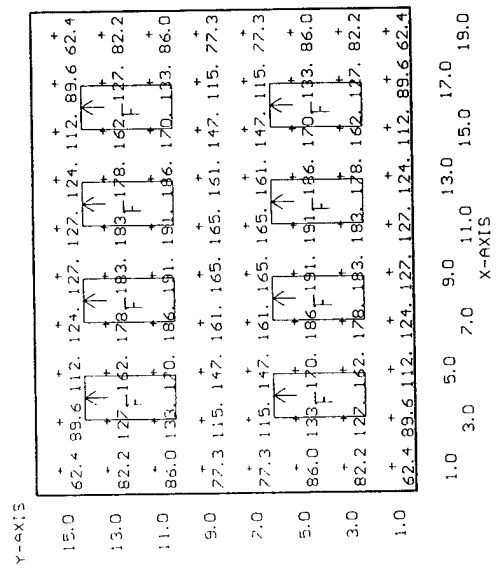
CONTOUR LEVELS: A= 50.0 B= 40.0 C= 30.0 D= 20.0 E= 10.0



USI's LITE*PRO V2.27E Point-By-Point Numeric Output 15:43 30-Dec-94
 PROJECT: 44-100 AREA: CAFETERIA OFC GRID: Ceiling
 Values are FC, SCALE: 1 IN= 8.0FT, HORZ GRID (U), HORZ CALC, Z= 2.5
 Computed in accordance with IES recommendations

+ MIN=62.4 MAX=191. AVE=134. AVE/MIN= 2.15 MAX/MIN= 3.07

Z <8> = K7952 COLUMBIA 2SG440-EXA.125NOM, (4) F40CW, LLF= 0.68

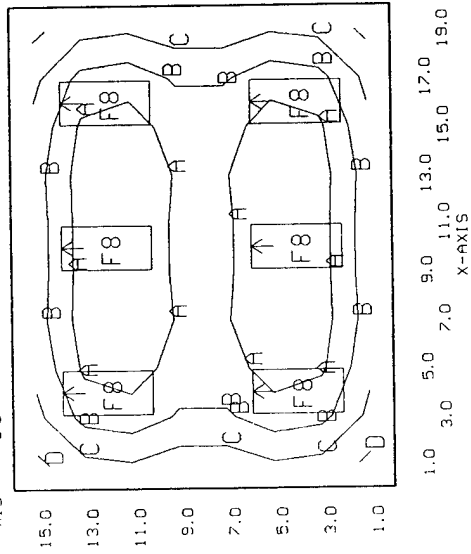


USI's LITE*PRO V2.27E Point-By-Point Numeric Output 14:41 13-Mar-95
PROJECT: 44-100 AREA: CAFETERIA OFC-N GRID: Ceiling
Values are FC, SCALE: 1 IN= 8.0FT, HORZ GRID (U), HORZ CALC, Z= 2.5
Computed in accordance with IES recommendations

+ MIN=27.7 MAX=67.6 AVE=51.5 AVE./MIN= 1.86 MAX/MIN= 2.44

F8 <6> = 9868 COLUMBIA T84PS2*-84-242-2EOCT, <2> F032/31K, LLF= 0.66

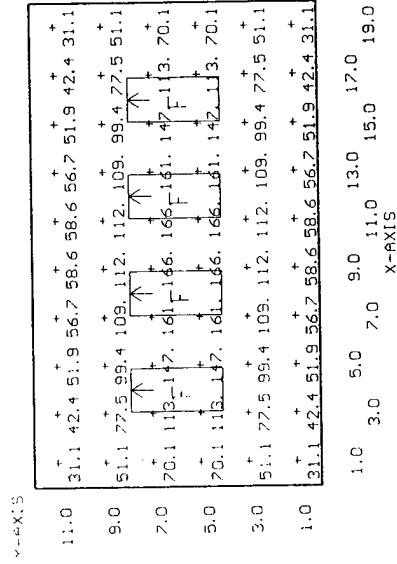
CONTOUR LEVELS: A= 60.0 B= 50.0 C= 40.0 D= 30.0 E= 20.0



USI's LITE*PRO V2.27E Point-By-Point Numeric Output 15:47 30-Dec-94
 PROJECT: 44-100 AREA: CAFETERIA CONF GRID: Ceiling
 Values are FC, SCALE: 1 IN= 8.0FT, HORZ GRID (U), HORZ CALC, Z= 2.5
 Computed in accordance with IES recommendations

+ MIN=31.1 MAX=166. AVE=89.8 AVE/MIN= 2.88 MAX/MIN= 5.32


F <4> = K7952 COLUMBIA 2SG440-EXA.125NOM, <4> F40CW, LLF= 0.68



USI's LITE*PRO V2.27E Point-By-Point Numeric Output 14:45 13-Mar-95
 PROJECT: 44-100 AREA: CAFET. CONF-N GRID: Ceiling
 Values are FC, SCALE: 1 IN= 8.0FT, HORZ GRID (U), HORZ CALC, Z= 2.5
 Computed in accordance with IES recommendations

+ MIN=6.4! MAX=46.0 AVE=23.6 AVE/MIN= 3.67 MAX/MIN= 7.18

F8 <2> = 9868 COLUMBIA T84PS2*-84-242-2EOCT, <2> F032/31K, LLF= 0.66

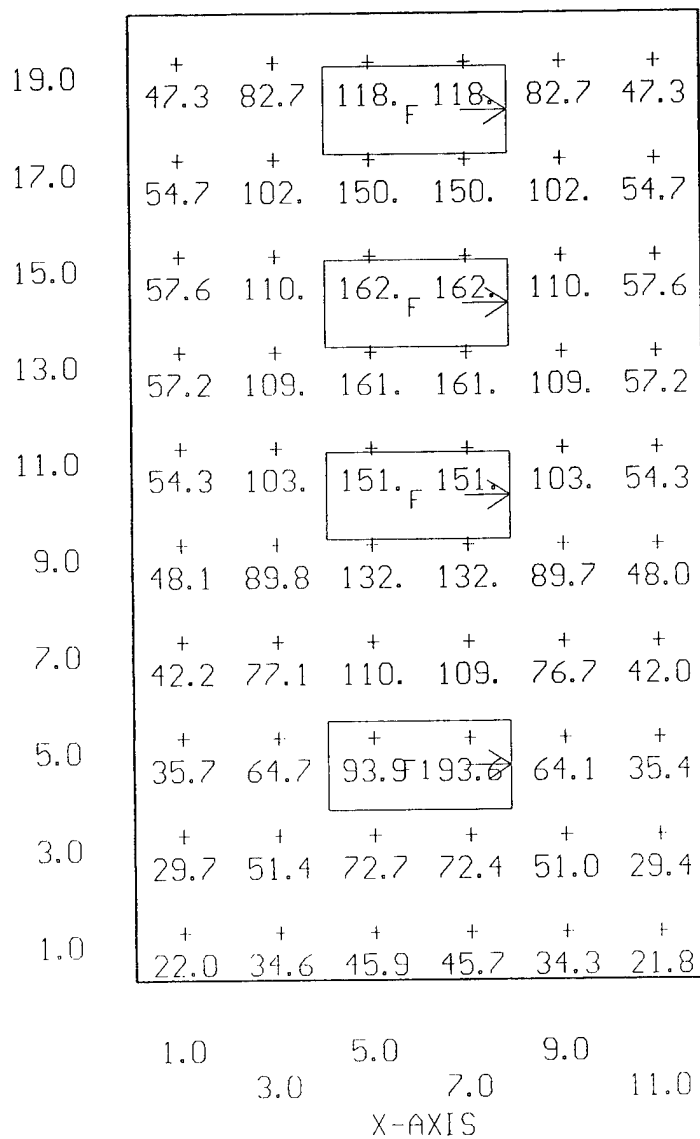


USI's LITE*PRO V2.27E Point-By-Point Numeric Output 16:14 30-Dec-94
 PROJECT: 44-100 AREA: CAFETERIA OFC GRID: Ceiling
 Values are FC, SCALE: 1 IN= 4.0FT, HORZ GRID (U), HORZ CALC, Z= 2.5
 Computed in accordance with IES recommendations

+ MIN=21.8 MAX=162. AVE=82.3 AVE/MIN= 3.77 MAX/MIN= 7.41

F <3> = K7952 COLUMBIA 2SG440-EXA.125NOM, <4> F40CW, LLF= 0.68
 F1 <1> = K8839 COLUMBIA 2SG340-FH, <3> F40CW, LLF= 0.68

Y-AXIS

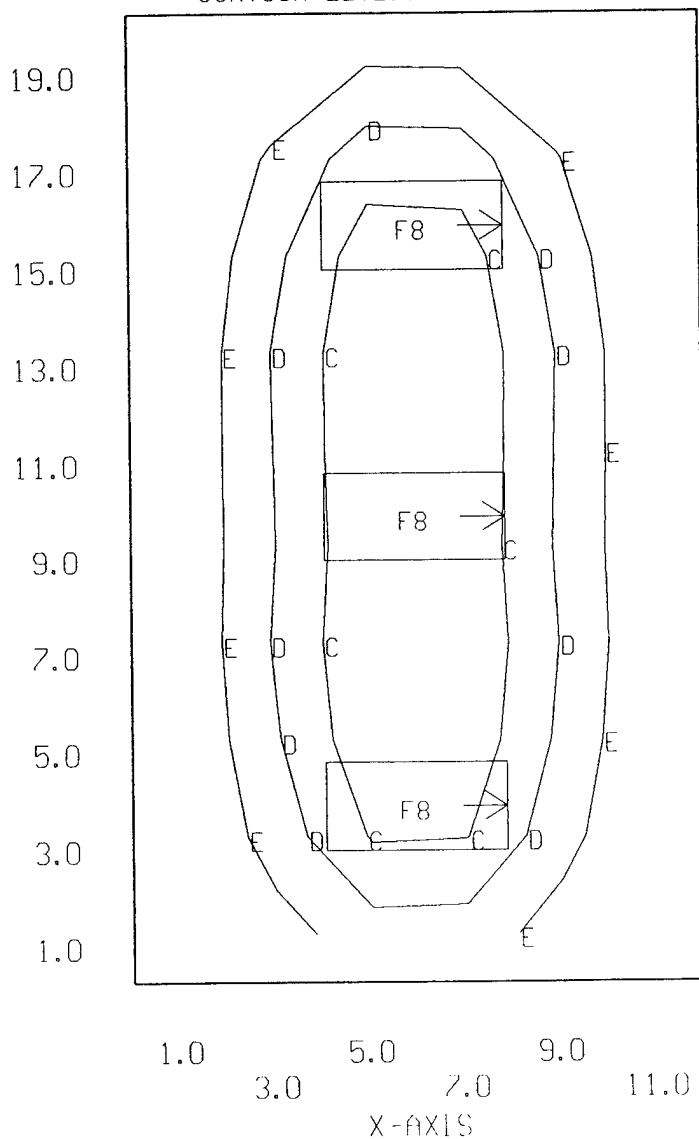


USI's LITE*PRO V2.27E Point-By-Point Numeric Output 14:50 13-Mar-95
 PROJECT: 44-100 AREA: CAFETERIA OFC-N GRID: Ceiling
 Values are FC, SCALE: 1 IN= 4.0FT, HORZ GRID (U), HORZ CALC, Z= 2.5
 Computed in accordance with IES recommendations

+ MIN=11.8 MAX=59.0 AVE=34.5 AVE/MIN= 2.93 MAX/MIN= 5.01

F8 <3> = 9868 COLUMBIA T84PS2*-84-242-2EOCT, (2) F032/31K, LLF= 0.66

Y-AXIS CONTOUR LEVELS: A= 70.0 B= 60.0 C= 50.0 D= 40.0 E= 30.0



USI's LITE*PRO V2.27E Point-By-Point Numeric Output 16:29 30-Dec-94
 PROJECT: 44-100 AREA: HALL, RESTROOMS GRID: Ceiling
 Values are FC, SCALE: 1 IN= 4.0FT, HORZ GRID (U), HORZ CALC, Z= 2.5
 Computed in accordance with IES recommendations

+ MIN=0.02 MAX=97.2 AVE=16.1 AVE/MIN= 628.97 MAX/MIN=3802.21

X <5> = B1073A PRESCOLITE 1128-930, <1> 75A19/SW, LLF= 0.77

Y-AXIS

18.5	+ 0.41	+ 10.2	+ 5.70	+ 0.38	+ 0.25	+ 0.24
16.5	+ 3.00	+ (X) 97.2	+ 61.4	+ 0.34	+ 4.29	+ 3.45
14.5	+ 0.43	+ 9.15	+ 5.01	+ 0.48	+ (X) 70.6	+ 60.5
12.5	+ 0.33	+ 20.9	+ 11.3	+ 0.31	+ 26.4	+ 21.5
10.5	+ 3.25	+ (X) 95.3	+ 54.1	+ 0.28	+ 0.55	+ 0.49
8.5	+ 0.28	+ 8.05	+ 4.92	+ 0.32	+ 0.46	+ 0.47
6.5	+ 0.03	+ 0.03	+ 0.03	+ 0.02	+ 2.20	+ 1.35
4.5	+ 0.37	+ 23.4	+ 12.2	+ 0.31	+ (X) 62.8	+ 48.8
2.5	+ 3.51	+ (X) 95.1	+ 51.7	+ 0.33	+ 38.5	+ 28.3
0.5	+ 0.40	+ 7.42	+ 4.29	+ 0.32	+ 0.46	+ 0.40
	1.0	3.0	5.0	7.0	9.0	11.0

X-AXIS

USI's LITE*PRO V2.27E Point-By-Point Numeric Output 14:55 13-Mar-95
 PROJECT: 44-100 AREA: HALL, RESTRMS-N GRID: Ceiling
 Values are FC, SCALE: 1 IN= 4.0F1, HORZ GRID (U), HORZ CALC, Z= 2.5
 Computed in accordance with IES recommendations

+ MIN=0.05 MAX=13.8 AVE=6.35 AVE/MIN= 124.33 MAX/MIN= 269.83

CF <5> = B1777A PRESCOLITE CF123526-462, (1) F26DTT/27K, LLF= 0.50

Y-AXIS

18.5	+	+	+	+	+	+
	4.71	7.43	6.78	3.73	2.74	2.69
16.5	+	+	+	+	+	+
	5.67	13.8	11.6	4.81	5.74	5.64
14.5	+	+	+	+	+	+
	4.69	7.34	6.67	4.12	12.6	11.8
12.5	+	+	+	+	+	+
	4.68	8.33	7.26	4.12	9.55	9.13
10.5	+	+	+	+	+	+
	5.42	13.4	10.9	4.56	5.33	5.27
8.5	+	+	+	+	+	+
	4.11	6.25	5.70	3.52	4.28	4.17
6.5	+	+	+	+	+	+
	0.05	0.06	0.05	0.05	6.08	5.85
4.5	+	+	+	+	+	+
	4.70	8.55	7.32	3.97	12.4	11.3
2.5	+	+	+	+	+	+
	5.52	13.4	10.8	4.47	10.3	9.55
0.5	+	+	+	+	+	+
	4.19	6.11	5.56	3.26	4.60	4.56
	1.0		5.0		9.0	
		3.0		7.0		11.0


X-AXIS

USI's LITE*PRO V2.27E Point-By-Point Numeric Output 16:40 30-Dec-94
 PROJECT: 44-100 AREA: ENG/PM OFFICES GRID: Ceiling
 Values are FC, SCALE: 1 IN= 4.0FT, HORZ GRID(U), HORZ CALC, Z= 2.5
 Computed in accordance with IES recommendations

+ MIN=36.2 MAX=98.2 AVE=63.7 AVE/MIN= 1.76 MAX/MIN= 2.71

F <4> = K7952 COLUMBIA 2SG440-EXA.125NOM, <4> F40CW, LLF= 0.68

Y-AXIS

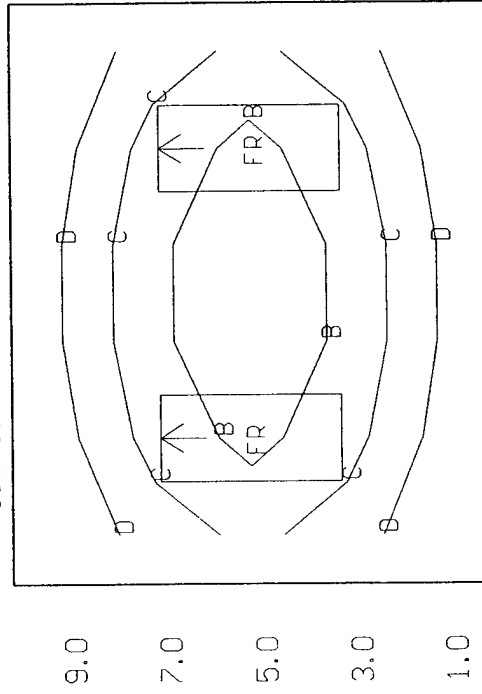


USI's LITE*PRO V2.27E Point-By-Point Numeric Output 15:02 13-Mar-95
PROJECT: 44-100 AREA: ENG/PM OFFICE-N GRID: Ceiling
Values are FC, SCALE: 1 IN= 4.0FT, HORZ GRID (U), HORZ CALC, Z= 2.5
Computed in accordance with IES recommendations

+ MIN=21.7 MAX=57.7 AVE=37.6 AVE/MIN= 1.73 MAX/MIN= 2.66

FR <4> = T10620 METALOPTICS 24EKS042EP11, <2> F032/35K, LLF= 0.69

Y-AXIS CONTOUR LEVELS: A= 60.0 B= 50.0 C= 40.0 D= 30.0 E= 20.0




1.0 5.0 9.0 11.0
3.0 7.0
X-AXIS

USI's LITE*PRO V2.27E Point-By-Point Numeric Output 16:50 30-Dec-94
PROJECT: 44-100 AREA: ADMIN AREA GRID: Ceiling
Values are FC, SCALE: 1 IN= 8.0FT, HORZ GRID (U), HORZ CALC, Z= 2.5
Computed in accordance with IES recommendations

+ MIN=10.5 MAX=114. AVE=74.7 AVE/MIN= 7.09 MAX/MIN= 10.81

F <9> = K7952 COLUMBIA 2SG440-EXA.125NOM, <4> F40CW, LLF= 0.68

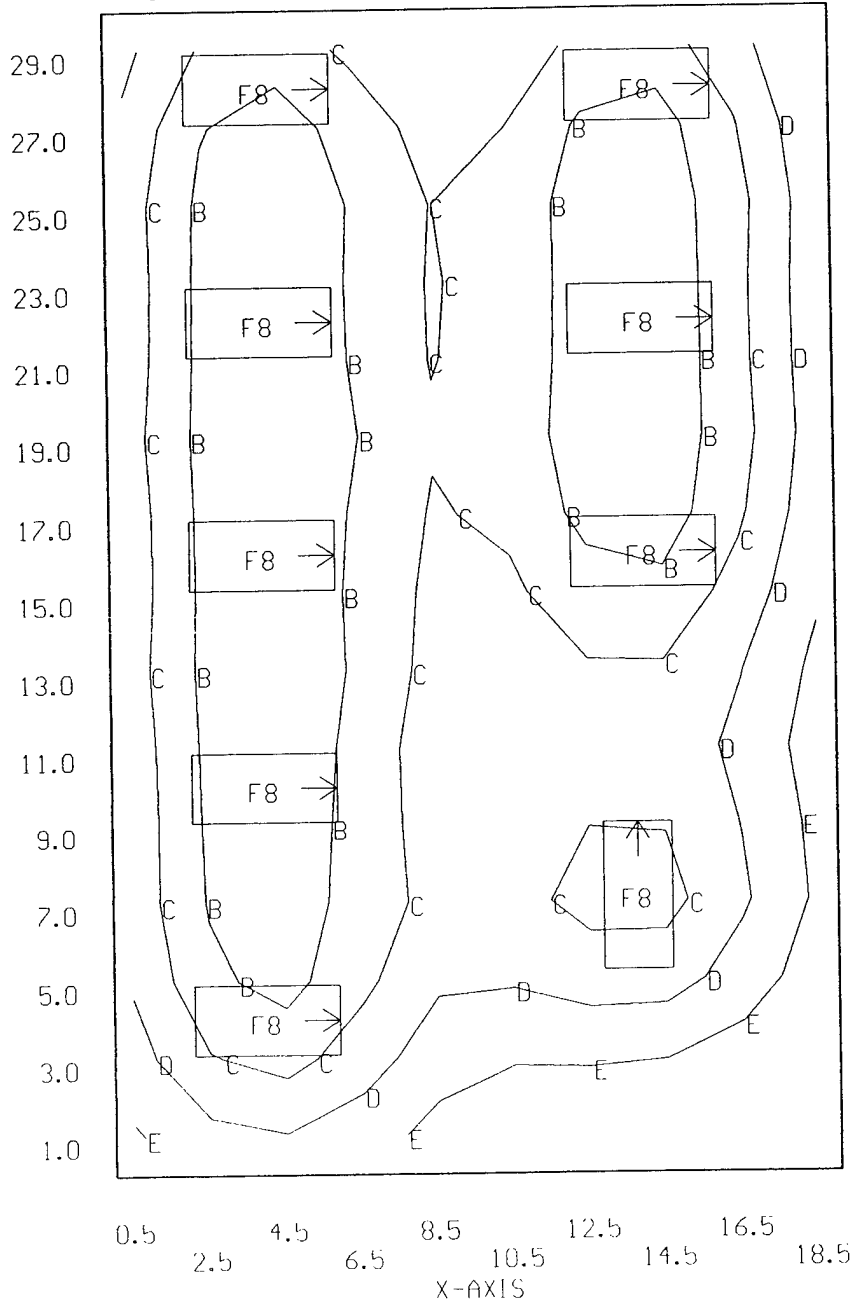


USI's LITE*PRO V2.27E Point-By-Point Numeric Output 15:05 13-Mar-95
PROJECT: 44-100 AREA: ADMIN AREA-N GRID: Ceiling
Values are FC, SCALE: 1 IN= 5.0FT, HORZ GRID (U), HORZ CALC, Z= 2.5
Computed in accordance with IES recommendations

+ MIN=5.29 MAX=58.7 AVE=38.7 AVE/MIN= 7.31 MAX/MIN= 11.11

F8 <9> = 9868 COLUMBIA T84PS2*-84-242-2E0CT, <2> F032/31K, LLF= 0.66

Y-AXIS CONTOUR LEVELS: A= 60.0 B= 50.0 C= 40.0 D= 30.0 E= 20.0

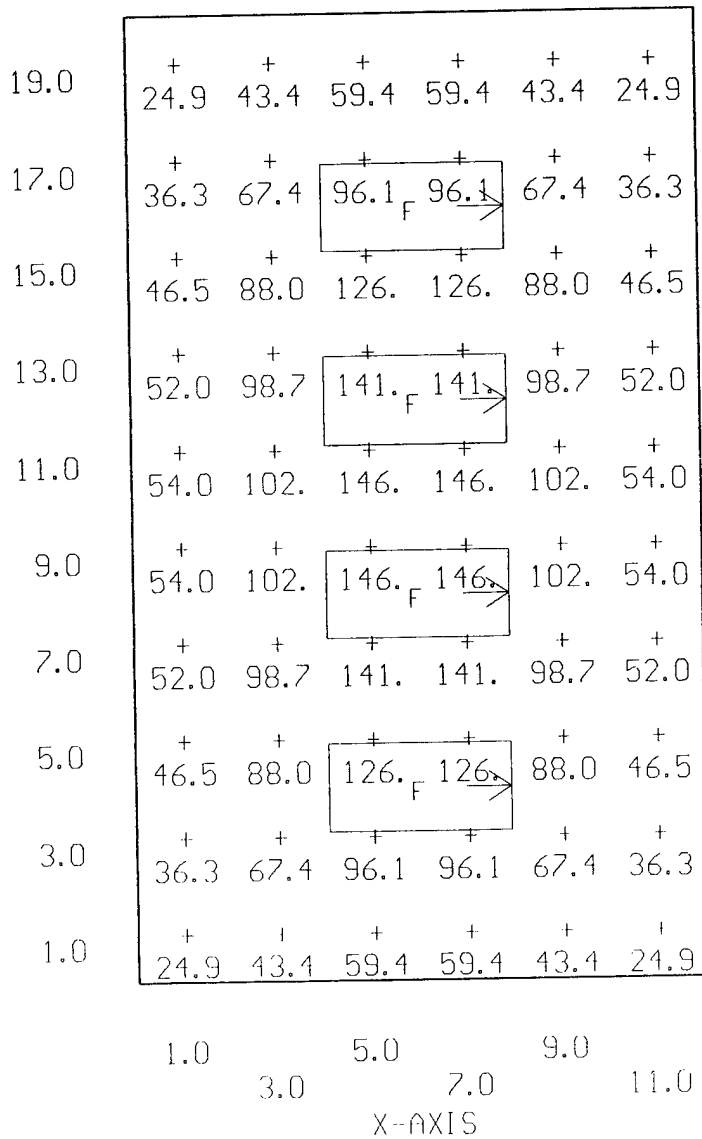


USI's LITE*PRO V2.27E Point-By-Point Numeric Output 16:53 30-Dec-94
 PROJECT: 44-100 AREA: DIRECTOR OFFICE GRID: Ceiling
 Values are FC, SCALE: 1 IN= 4.0FT, HORZ GRID (U), HORZ CALC, Z= 2.5
 Computed in accordance with IES recommendations

+ MIN=24.9 MAX=146. AVE=78.8 AVE/MIN= 3.16 MAX/MIN= 5.85

F (4) = K7952 COLUMBIA 2SG440-EXA.125NOM, (4) F40CW, LLF= 0.68

Y-AXIS



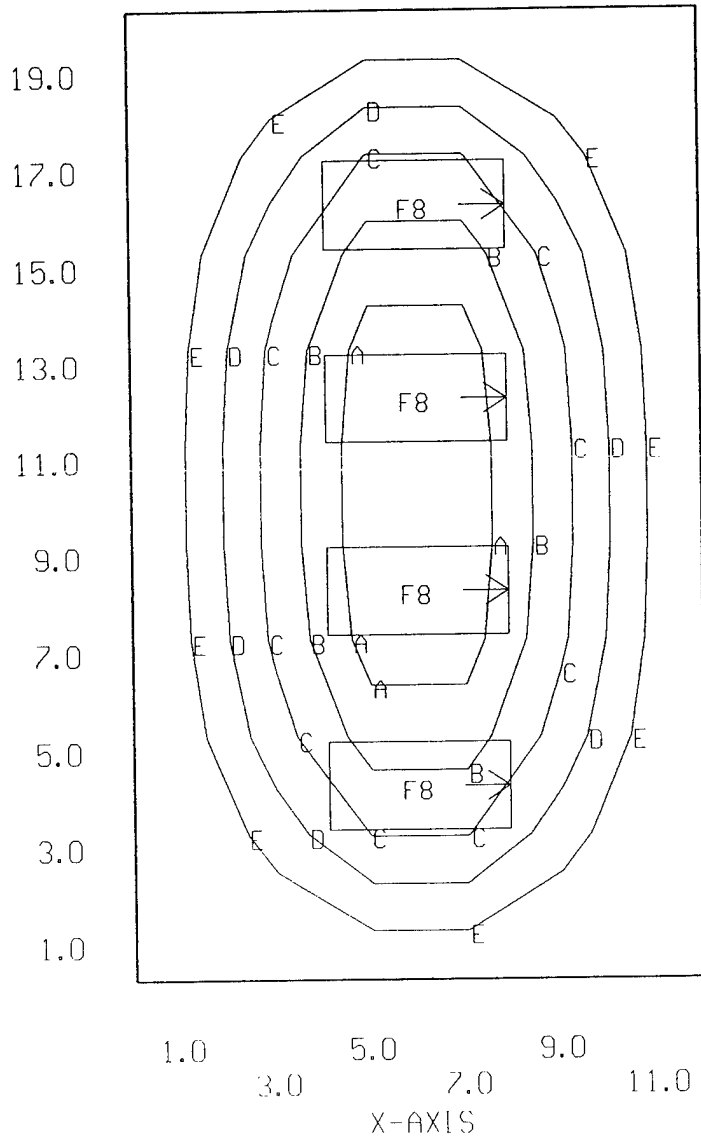
USI's LITE*PRO V2.27E Point-By-Point Numeric Output 15:09 13-Mar-95
PROJECT: 44-100 AREA: DIRECTOR OFFC-N GRID: Ceiling
Values are FC, SCALE: 1 IN= 4.0FT, HORZ GRID (U), HORZ CALC, Z= 2.5
Computed in accordance with IES recommendations

+ MIN=12.8 MAX=76.5 AVE=41.1 AVE/MIN= 3.21 MAX/MIN= 5.98

F8 <4> = 9868 COLUMBIA T84PS2*-84-242-2EOCT, <2> F032/31K, LLF= 0.66

Y-AXIS

CONTOUR LEVELS: A= 70.0 B= 60.0 C= 50.0 D= 40.0 E= 30.0




USI's LITE*PRO V2.27E Point-By-Point Numeric Output 16:59 30-Dec-94
 PROJECT: 44-100 AREA: COFFEE ROOM GRID: Ceiling
 Values are FC, SCALE: 1 IN= 4.0FT, HORZ GRID (U), HORZ CALC, Z= 2.5
 Computed in accordance with IES recommendations

+ MIN=20.4 MAX=93.8 AVE=52.9 AVE/MIN= 2.59 MAX/MIN= 4.60

F <2> = K7952 COLUMBIA 2SG440-EXA.125NOM, (4) F40CW, LLF= 0.68

Y-AXIS




USI's LITE*PRO V2.27E Point-By-Point Numeric Output 15:11 13-Mar-95
 PROJECT: 44-100 AREA: COFFEE ROOM-N GRID: Ceiling
 Values are FC, SCALE: 1 IN= 4.0FT, HORZ GRID (U), HORZ CALC, Z= 2.5
 Computed in accordance with IES recommendations

+ MIN=10.7 MAX=50.0 AVE=27.7 AVE/MIN= 2.60 MAX/MIN= 4.70

F8 <2> = 9868 COLUMBIA T84PS2*-84-242-2EOCT, <2> F032/31K, LLF= 0.66

Y-AXIS

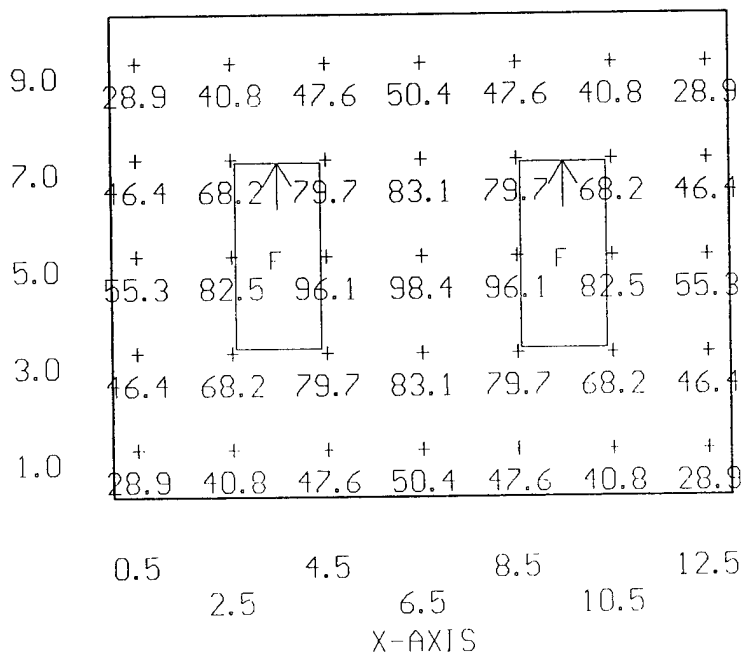


USI's LITE*PRO V2.27E Point-By-Point Numeric Output 17:03 30-Dec-94
 PROJECT: 44-100 AREA: CAD OFFICE GRID: Ceiling
 Values are FC, SCALE: 1 IN= 4.0FT, HORZ GRID (U), HORZ CALC, _Z= 2.5
 Computed in accordance with IES recommendations

+ MIN=28.9 MAX=98.4 AVE=59.4 AVE/MIN= 2.06 MAX/MIN= 3.41

F <2> = K7952 COLUMBIA 2SG440-EXA.125NOM, (4) F40CW, LLF= 0.68

Y-AXIS

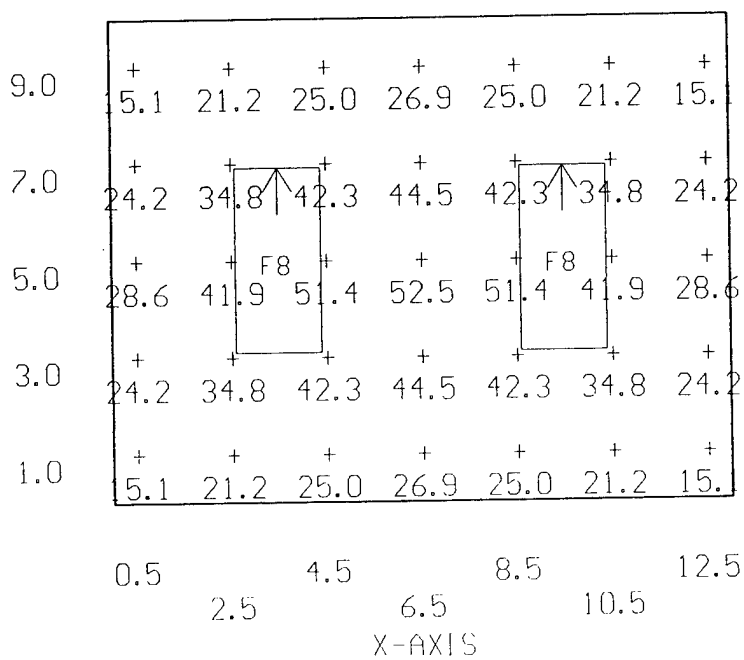


USI's LITE*PRO V2.27E Point-By-Point Numeric Output 15:13 13-Mar-95
 PROJECT: 44-100 AREA: CAD OFFICE-N GRID: Ceiling
 Values are FC, SCALE: 1 IN= 4.0FT, HORZ GRID(U), HORZ CALC, Z= 2.5
 Computed in accordance with IES recommendations

+ MIN=15.1 MAX=52.5 AVE=31.1 AVE/MIN= 2.06 MAX/MIN= 3.48

F8 <2> = 9868 COLUMBIA T84PS2*-84-242-2EOCT, <2> F032/31K, LLF= 0.66

Y-AXIS




USI's LITE*PRO V2.27E Point-By-Point Numeric Output 17:10 30-Dec-94
 PROJECT: 44-100 AREA: OFFICE 1 GRID: Ceiling
 Values are FC, SCALE: 1 IN= 4.0FT, HORZ GRID (U), HORZ CALC, Z= 2.5
 Computed in accordance with IES recommendations

+ MIN=24.6 MAX=146. AVE=75.4 AVE/MIN= 3.06 MAX/MIN= 5.93

F <3> = K7952 COLUMBIA 2SG440-EXA.125NOM, <4> F40CW, LLF= 0.68

Y-AXIS

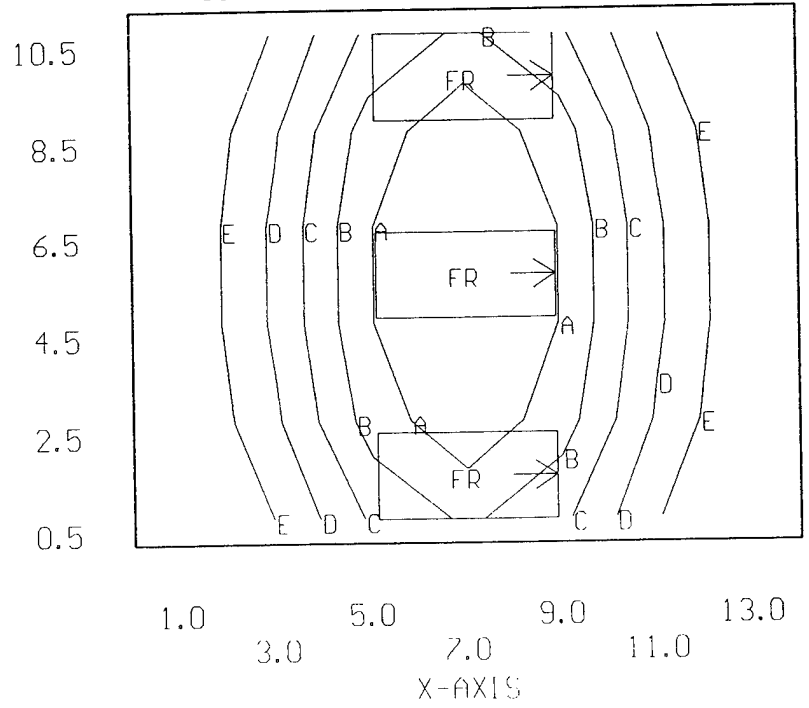


USI's LITE*PRO V2.27E Point-By-Point Numeric Output 15:21 13-Mar-95
PROJECT: 44-100 AREA: OFFICE 1-N GRID: Ceiling
Values are FC, SCALE: 1 IN= 4.0FT, HORZ GRID (U), HORZ CALC, Z= 2.5
Computed in accordance with IES recommendations

+ MIN=15.5 MAX=83.8 AVE=44.3 AVE/MIN= 2.86 MAX/MIN= 5.41

FR <3> = T10620 METALOPTICS 24EKS042EP11, (2) F032/35K, LLF= 0.69

Y-AXIS CONTOUR LEVELS: A= 70.0 B= 60.0 C= 50.0 D= 40.0 E= 30.0




USI's LITE*PRO V2.27E Point-By-Point Numeric Output 17:15 30-Dec-94
 PROJECT: 44-100 AREA: OFFICE 2/STAT GRID: Ceiling
 Values are FC, SCALE: 1 IN= 4.0FT, HORZ GRID (U), HORZ CALC, Z= 2.5
 Computed in accordance with IES recommendations

+ MIN=29.0 MAX=119. AVE=66.7 AVE/MIN= 2.30 MAX/MIN= 4.09

F <4> = K7952 COLUMBIA 2SG440-EXA.125NOM, <4> F40CW, LLF= 0.68

Y-AXIS




USI's LITE*PRO V2.27E Point-By-Point Numeric Output 15:24 13-Mar-95
 PROJECT: 44-100 AREA: OFFICE 2/STAT-N GRID: Ceiling
 Values are FC, SCALE: 1 IN= 4.0FT, HORZ GRID (U), HORZ CALC, Z= 2.5
 Computed in accordance with IES recommendations

+ MIN=15.1 MAX=62.2 AVE=35.1 AVE/MIN= 2.32 MAX/MIN= 4.10

F8 <4> = 9868 COLUMBIA T84PS2*-84-242-2EOCT, (2) F032/31K, LLF= 0.66

Y-AXIS

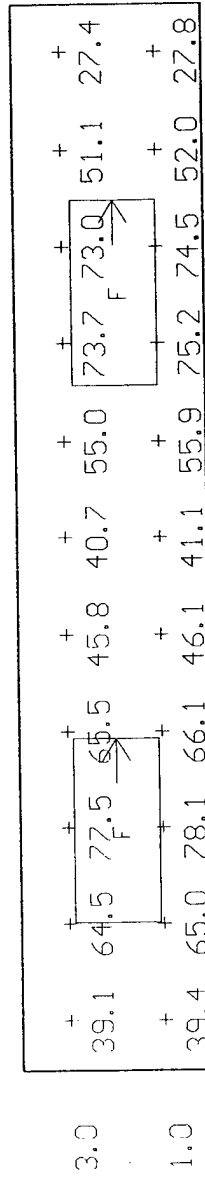


USI's LITE*PRO V2.27E Point-By-Point Numeric Output 17:21 30-Dec-94
 PROJECT: 44-100 AREA: OFFICE HALL GRID: Ceiling
 Values are FC, SCALE: 1 IN= 4.0FT, HORZ GRID (U), HORZ CALC, Z= 2.5
 Computed in accordance with IES recommendations

- MIN=27.4 MAX=78.1 AVE=56.1 AVE-MIN= 2.05 MAX-MIN= 2.85

F <2> = K7952 COLUMBIA 2SG440-EXA.125NOM, <4> F40CW, LLF= 0.68

Y-AXIS



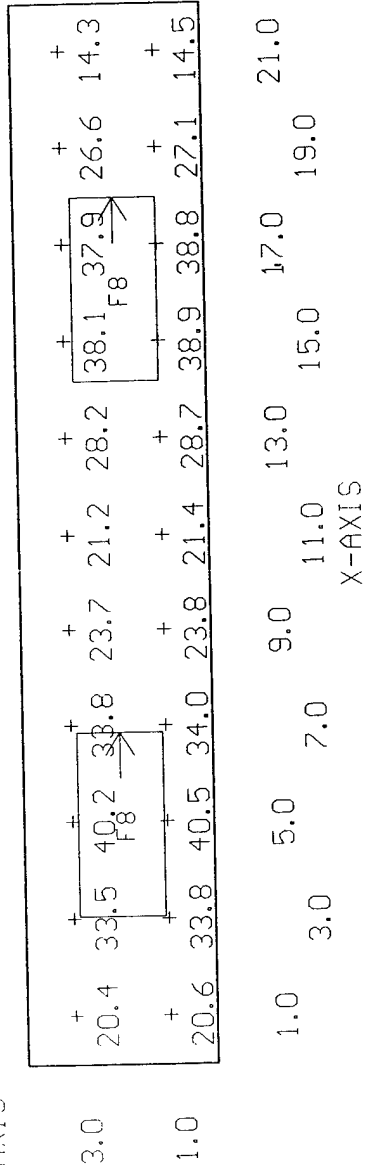
1.0 3.0 5.0 7.0 9.0 11.0 13.0 15.0 17.0 19.0 21.0
 X-AXIS

USI's LITE*PRO V2.27E Point-By-Point Numeric Output 15:30 13-Mar-95
 PROJECT: 44-100 AREA: OFFICE HALL-N GRID: Ceiling
 Values are FC, SCALE: 1 IN= 4.0FT, HORZ GRID (U), HORZ CALC, Z= 2.5
 Computed in accordance with IES recommendations

+ MIN=14.3 MAX=40.5 AVE=29.1 AVE/MIN= 2.04 MAX/MIN= 2.84

F8 <2> = 9868 COLUMBIA T84PS2*-84-242-2EOCT, <2> F032/31K, LLF= 0.66

Y-AXIS



USI's LITE*PRO V2.27E Point-By-Point Numeric Output 16:01 13-Mar-95
PROJECT: 44-100 AREA: MAIN HALL-N GRID: Ceiling
Values are FC, SCALE: 1 IN= 16.0FT, HORZ GRID (U), HORZ CALC, Z= 2.5
Computed in accordance with IES recommendations

+ MIN=0.00 MAX=49.5 AVE=4.43 AVE/MIN=N/A MAX/MIN=N/A


CF <1> = B1777A PRESCOLITE CF123526-462, <1> F260TT/27K, LLF= 0.50
F8 <7> = 9868 COLUMBIA T84PS2*-84-242-2E0CT, <2> F032/31K, LLF= 0.66

F	0.0	0.1	0.2	0.3	0.4	0.5	0.6	0.7	0.8	0.9	1.0	1.1	1.2	1.3	1.4	1.5	1.6	1.7	1.8	1.9	2.0	2.1	2.2	2.3	2.4	2.5	2.6	2.7	2.8	2.9	3.0	3.1	3.2	3.3	3.4	3.5	3.6	3.7	3.8	3.9	4.0	4.1	4.2	4.3	4.4	4.5	4.6	4.7	4.8	4.9	5.0
0.0	0.00	0.01	0.02	0.03	0.04	0.05	0.06	0.07	0.08	0.09	0.10	0.11	0.12	0.13	0.14	0.15	0.16	0.17	0.18	0.19	0.20	0.21	0.22	0.23	0.24	0.25	0.26	0.27	0.28	0.29	0.30	0.31	0.32	0.33	0.34	0.35	0.36	0.37	0.38	0.39	0.40	0.41	0.42	0.43	0.44	0.45	0.46	0.47	0.48	0.49	0.50
10.0	0.50	0.51	0.52	0.53	0.54	0.55	0.56	0.57	0.58	0.59	0.60	0.61	0.62	0.63	0.64	0.65	0.66	0.67	0.68	0.69	0.70	0.71	0.72	0.73	0.74	0.75	0.76	0.77	0.78	0.79	0.80	0.81	0.82	0.83	0.84	0.85	0.86	0.87	0.88	0.89	0.90	0.91	0.92	0.93	0.94	0.95	0.96	0.97	0.98	0.99	1.00
20.0	1.00	1.01	1.02	1.03	1.04	1.05	1.06	1.07	1.08	1.09	1.10	1.11	1.12	1.13	1.14	1.15	1.16	1.17	1.18	1.19	1.20	1.21	1.22	1.23	1.24	1.25	1.26	1.27	1.28	1.29	1.30	1.31	1.32	1.33	1.34	1.35	1.36	1.37	1.38	1.39	1.40	1.41	1.42	1.43	1.44	1.45	1.46	1.47	1.48	1.49	1.50
30.0	1.50	1.51	1.52	1.53	1.54	1.55	1.56	1.57	1.58	1.59	1.60	1.61	1.62	1.63	1.64	1.65	1.66	1.67	1.68	1.69	1.70	1.71	1.72	1.73	1.74	1.75	1.76	1.77	1.78	1.79	1.80	1.81	1.82	1.83	1.84	1.85	1.86	1.87	1.88	1.89	1.90	1.91	1.92	1.93	1.94	1.95	1.96	1.97	1.98	1.99	2.00
40.0	2.00	2.01	2.02	2.03	2.04	2.05	2.06	2.07	2.08	2.09	2.10	2.11	2.12	2.13	2.14	2.15	2.16	2.17	2.18	2.19	2.20	2.21	2.22	2.23	2.24	2.25	2.26	2.27	2.28	2.29	2.30	2.31	2.32	2.33	2.34	2.35	2.36	2.37	2.38	2.39	2.40	2.41	2.42	2.43	2.44	2.45	2.46	2.47	2.48	2.49	2.50
50.0	2.50	2.51	2.52	2.53	2.54	2.55	2.56	2.57	2.58	2.59	2.60	2.61	2.62	2.63	2.64	2.65	2.66	2.67	2.68	2.69	2.70	2.71	2.72	2.73	2.74	2.75	2.76	2.77	2.78	2.79	2.80	2.81	2.82	2.83	2.84	2.85	2.86	2.87	2.88	2.89	2.90	2.91	2.92	2.93	2.94	2.95	2.96	2.97	2.98	2.99	3.00
60.0	3.00	3.01	3.02	3.03	3.04	3.05	3.06	3.07	3.08	3.09	3.10	3.11	3.12	3.13	3.14	3.15	3.16	3.17	3.18	3.19	3.20	3.21	3.22	3.23	3.24	3.25	3.26	3.27	3.28	3.29	3.30	3.31	3.32	3.33	3.34	3.35	3.36	3.37	3.38	3.39	3.40	3.41	3.42	3.43	3.44	3.45	3.46	3.47	3.48	3.49	3.50
70.0	3.50	3.51	3.52	3.53	3.54	3.55	3.56	3.57	3.58	3.59	3.60	3.61	3.62	3.63	3.64	3.65	3.66	3.67	3.68	3.69	3.70	3.71	3.72	3.73	3.74	3.75	3.76	3.77	3.78	3.79	3.80	3.81	3.82	3.83	3.84	3.85	3.86	3.87	3.88	3.89	3.90	3.91	3.92	3.93	3.94	3.95	3.96	3.97	3.98	3.99	4.00
80.0	4.00	4.01	4.02	4.03	4.04	4.05	4.06	4.07	4.08	4.09	4.10	4.11	4.12	4.13	4.14	4.15	4.16	4.17	4.18	4.19	4.20	4.21	4.22	4.23	4.24	4.25	4.26	4.27	4.28	4.29	4.30	4.31	4.32	4.33	4.34	4.35	4.36	4.37	4.38	4.39	4.40	4.41	4.42	4.43	4.44	4.45	4.46	4.47	4.48	4.49	4.50
90.0	4.50	4.51	4.52	4.53	4.54	4.55	4.56	4.57	4.58	4.59	4.60	4.61	4.62	4.63	4.64	4.65	4.66	4.67	4.68	4.69	4.70	4.71	4.72	4.73	4.74	4.75	4.76	4.77	4.78	4.79	4.80	4.81	4.82	4.83	4.84	4.85	4.86	4.87	4.88	4.89	4.90	4.91	4.92	4.93	4.94	4.95	4.96	4.97	4.98	4.99	5.00

USI's LITE*PRO V2.27E Point-By-Point Numeric Output 11:08 3-Jan-95
PROJECT: 44-100 AREA: MAIN OFFICE GRID: Ceiling
Values are FC, SCALE: 1 IN= 8.0FT, HORZ GRID (U), HORZ CALC, Z= 2.5
Computed in accordance with IES recommendations

+ MIN=22.4 MAX=52.7 AVE=38.2 AVE/MIN= 1.70 MAX/MIN= 2.35

G <6> = K7965 COLUMBIA 2SG240-EXA.125NOM, <2> F40CW, LLF= 0.68

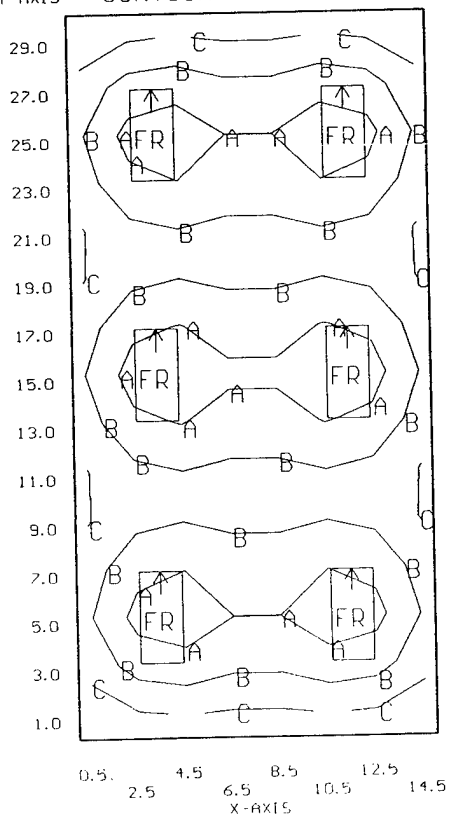


USI's LITE*PRO V2.27E Point-By-Point Numeric Output 16:08 13-Mar-95
 PROJECT: 44-100 AREA: MAIN OFFICE-N GRID: Ceiling
 Values are FC, SCALE: 1 IN= 8.0FT, HORZ GRID (U), HORZ CALC, Z= 2.5
 Computed in accordance with IES recommendations

+ MIN=23.7 MAX=57.3 AVE=40.9 AVE/MIN= 1.72 MAX/MIN= 2.42

FR <6> = T10620 METALOPTICS 24EKS042EP11, <2> F032/35K, LLF= 0.69

Y-AXIS CONTOUR LEVELS: A= 50.0 B= 40.0 C= 30.0 D= 20.0 E= 10.0




USI's LITE*PRO V2.27E Point-By-Point Numeric Output 11:14 3-Jan-95
 PROJECT: 44-100 AREA: OFFICE 3 GRID: Ceiling
 Values are FC, SCALE: 1 IN= 8.0FT, HORZ GRID (U), HORZ CALC, Z= 2.5
 Computed in accordance with IES recommendations

+ MIN=35.2 MAX=109. AVE=72.7 AVE/MIN= 2.07 MAX/MIN= 3.09

F <5> = K7952 COLUMBIA 2SG440-EXA.125NOM, (4) F40CW, LLF= 0.68

Y-AXIS

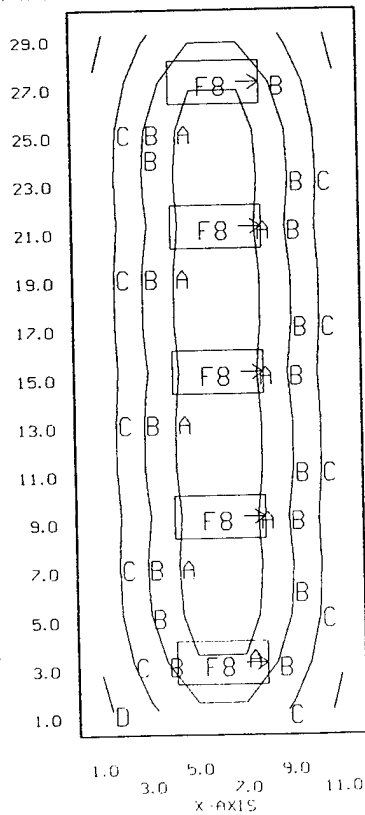


USI's LITE*PRO V2.27E Point-By-Point Numeric Output 16:12 13-Mar-95
PROJECT: 44-100 AREA: OFFICE 3-N GRID: Ceiling
Values are FC, SCALE: 1 IN= 8.0FT, HORZ GRID (U), HORZ CALC, Z= 2.5
Computed in accordance with IES recommendations

+ MIN=17.8 MAX=55.9 AVE=37.4 AVE/MIN= 2.10 MAX/MIN= 3.13

F8 <5> = 9868 COLUMBIA T84PS2*-84-242-2EOCT, (2) F032/31K, LLF= 0.66

Y-AXIS CONTOUR LEVELS: A= 50.0 B= 40.0 C= 30.0 D= 20.0 E= 10.0




USI's LITE*PRO V2.27E Point-By-Point Numeric Output 11:22 3-Jan-95
 PROJECT: 44-100 AREA: MAIN RESTROOMS GRID: Ceiling
 Values are FC, SCALE: 1 IN= 4.0FT, HORZ GRID (U), HORZ CALC, Z= 2.5
 Computed in accordance with IES recommendations

+ MIN=0.61 MAX=87.2 AVE=15.8 AVE/MIN= 25.67 MAX/MIN= 141.99

X <2> = B1073A PRESCOLITE 1128-930, (1) 75A19/SW, LLF= 0.77

Y-AXIS

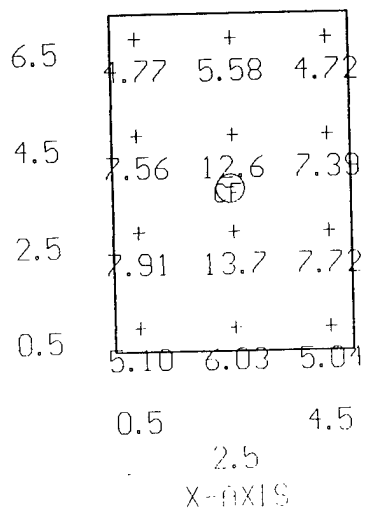


USI's LITE*PRO V2.27E Point-By-Point Numeric Output 16:16 13-Mar-95
 PROJECT: 44-100 AREA: MAIN RESTROOM-N GRID: Ceiling
 Values are FC, SCALE: 1 IN= 4.0FT, HORZ GRID (U), HORZ CALC, Z= 2.5
 Computed in accordance with IES recommendations

+ MIN=4.72 MAX=13.7 AVE=7.35 AVE/MIN= 1.56 MAX/MIN= 2.90

CF <2> = B1777A PRESCOLITE CF123526-462, <1> F26DTT/27K, LLF= 0.50

Y-AXIS




USI's LITE*PRO V2.27E Point-By-Point Numeric Output 11:41 3-Jan-95
 PROJECT: 44-100 AREA: MEN'S NEW LR GRID: Ceiling
 Values are FC, SCALE: 1 IN= 8.0FT, HORZ GRID (U), HORZ CALC, Z= 2.5
 Computed in accordance with IES recommendations

+ MIN=9.24 MAX=44.8 AVE=25.8 AVE/MIN= 2.79 MAX/MIN= 4.85

G <13> = K7965 COLUMBIA 2SG240-EXA.125NOM, (2) F40CW, LLF= 0.68

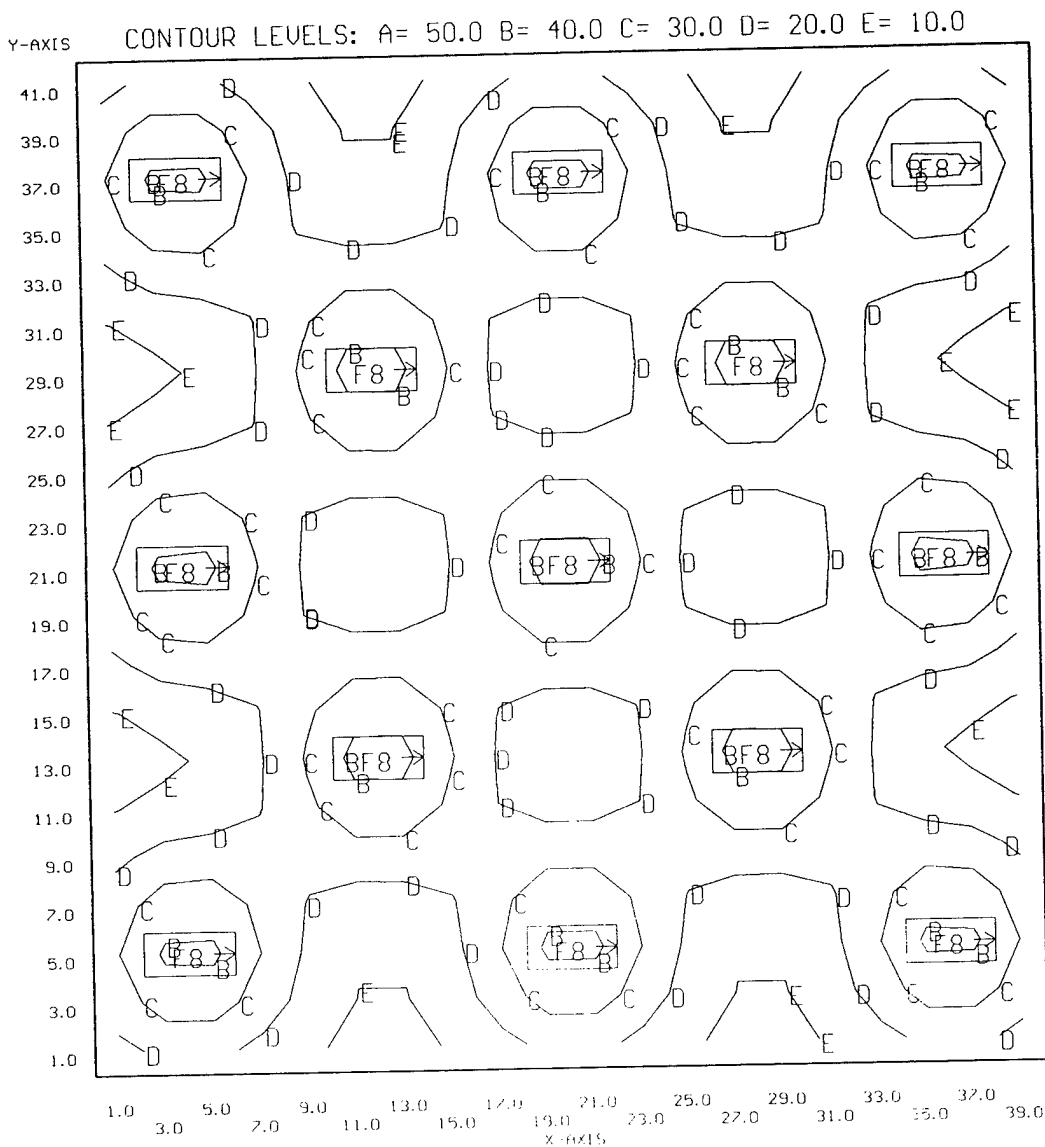
Y-AXIS



USI's LITE*PRO V2.27E Point-By-Point Numeric Output 16:19 13-Mar-95
 PROJECT: 44-100 AREA: MEN'S NEW LR-N GRID: Ceiling
 Values are FC, SCALE: 1 IN= 8.0FT, HORZ GRID (U), HORZ CALC, Z= 2.5
 Computed in accordance with IES recommendations

+ MIN=7.35 MAX=43.0 AVE=23.5 AVE/MIN= 3.20 MAX/MIN= 5.85

F8 <13> = 9868 COLUMBIA T84PS2*-84-242-2EOCT, (2) F032/31K, LLF= 0.66




USI's LITE*PRO V2.27E Point-By-Point Numeric Output 11:45 3-Jan-95
 PROJECT: 44-100 AREA: LR ALCOVE GRID: Ceiling
 Values are FC, SCALE: 1 IN= 4.0FT, HORZ GRID (U), HORZ CALC, Z= 2.5
 Computed in accordance with IES recommendations

+ MIN=16.6 MAX=45.7 AVE=29.8 AVE/MIN= 1.79 MAX/MIN= 2.75

G <1> = K7965 COLUMBIA 2SG240-EXA.125NOM, <2> F40CW, LLF= 0.68

Y-AXIS

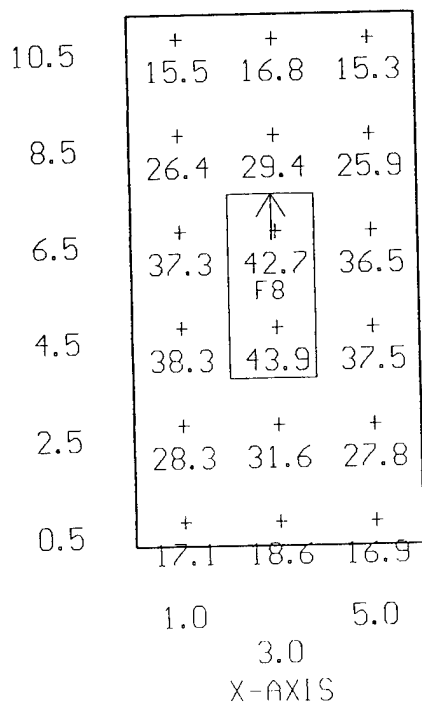


USI's LITE*PRO V2.27E Point-By-Point Numeric Output 16:21 13-Mar-95
 PROJECT: 44-100 AREA: LR ALCOVE-N GRID: Ceiling
 Values are FC, SCALE: 1 IN= 4.0FT, HORZ GRID (U), HORZ CALC, Z= 2.5
 Computed in accordance with IES recommendations

+ MIN=15.3 MAX=43.9 AVE=28.1 AVE/MIN= 1.84 MAX/MIN= 2.87

F8 <1> = 9868 COLUMBIA T84PS2*-84-242-2EOCT, <2> F032/31K, LLF= 0.66

Y-AXIS

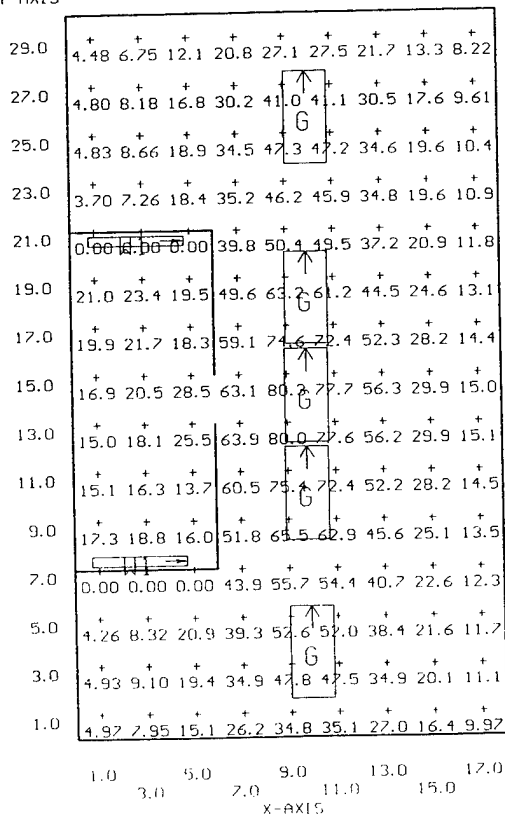


USI's LITE*PRO V2.27E Point-By-Point Numeric Output 12:01 3-Jan-95
 PROJECT: 44-100 AREA: MEN'S NEW SHWR GRID: Ceiling
 Values are FC, SCALE: 1 IN= 8.0FT, HORZ GRID (U), HORZ CALC, Z= 2.5
 Computed in accordance with IES recommendations

+ MIN=0.00 MAX=80.3 AVE=29.6 AVE/MIN=N/A MAX/MIN=N/A

G <5> = K7965 COLUMBIA 2SG240-EXA.125NOM, (2) F40CW, LLF= 0.68
 W1 <2> = K8957 COLUMBIA W240-A, (2) F40CW, LLF= 0.60

Y-AXIS

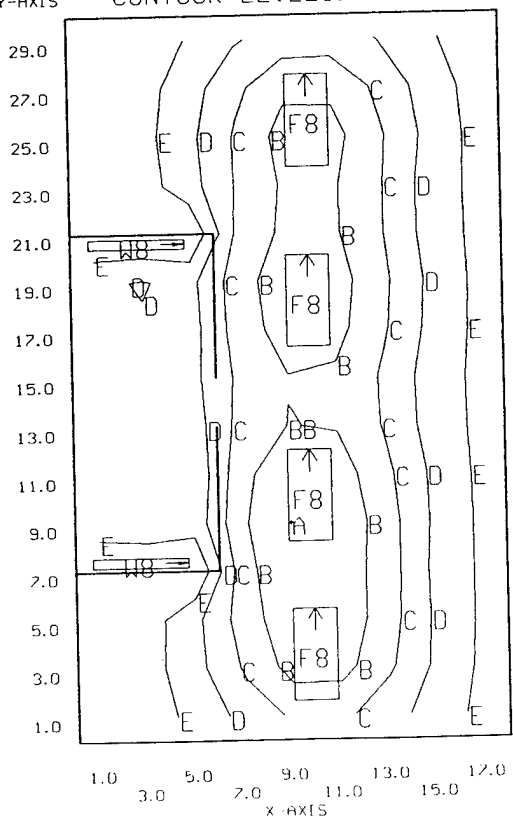


USI's LITE*PRO V2.27E Point-By-Point Numeric Output 16:26 13-Mar-95
 PROJECT: 44-100 AREA: MENS NEW SHWR-N GRID: Ceiling
 Values are FC, SCALE: 1 IN= 8.0FT, HORZ GRID (U), HORZ CALC, Z= 2.5
 Computed in accordance with IES recommendations

+ MIN=0.00 MAX=50.1 AVE=22.1 AVE/MIN=N/A MAX/MIN=N/A

F8 <4> = 9868 COLUMBIA T84PS2*-84-242-2EOCT, (2) F032/31K, LLF= 0.66
 W8 <2> = K8957 COLUMBIA W240-A, (2) F032/35K, LLF= 0.58

Y-AXIS CONTOUR LEVELS: A= 50.0 B= 40.0 C= 30.0 D= 20.0 E= 10.0



CSI's LITE*PRO V2.2ZE Point-By-Point Numeric Output 13:31 3-Jan-95
 PROJECT: 44-100 AREA: MEN'S OLD LR GRID: Ceiling
 values are FC, SCALE: 1 IN= 16.0FT, HORZ GRID (U), HORZ CALC, Z= 2.5
 Computed in accordance with IES recommendations

+ MIN=10.4 MAX=57.9 AVE=42.8 AVE/MIN= 4.10 MAX/MIN= 5.54

3 <36> = K7965 COLUMBIA 2S6240-EXA.125NOM, <2> F40CW, LLF= 0.68

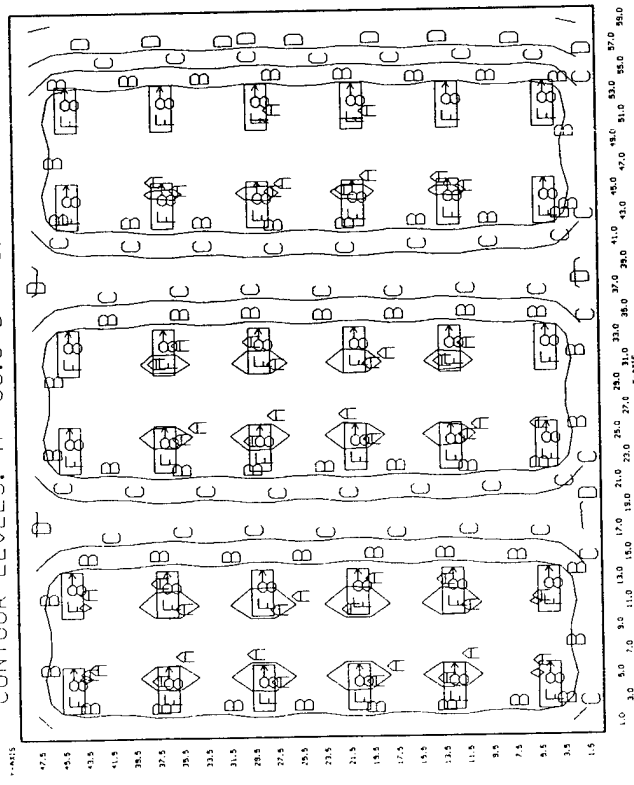
LINE	1.0	2.0	3.0	4.0	5.0	6.0	7.0	8.0	9.0	10.0	11.0	12.0	13.0	14.0	15.0	16.0	17.0	18.0	19.0	20.0	21.0	22.0	23.0	24.0	25.0	26.0	27.0	28.0	29.0	30.0	31.0	32.0	33.0	34.0	35.0	36.0	37.0	38.0	39.0	40.0	41.0	42.0	43.0	44.0	45.0	46.0	47.0	48.0	49.0	50.0	51.0	52.0	53.0	54.0	55.0	56.0	57.0	58.0	59.0	60.0	61.0	62.0	63.0	64.0	65.0	66.0	67.0	68.0	69.0	70.0	71.0	72.0	73.0	74.0	75.0	76.0	77.0	78.0	79.0	80.0	81.0	82.0	83.0	84.0	85.0	86.0	87.0	88.0	89.0	90.0	91.0	92.0	93.0	94.0	95.0	96.0	97.0	98.0	99.0	100.0						
475	47.5	48.0	48.5	49.0	49.5	50.0	50.5	51.0	51.5	52.0	52.5	53.0	53.5	54.0	54.5	55.0	55.5	56.0	56.5	57.0	57.5	58.0	58.5	59.0	59.5	60.0	60.5	61.0	61.5	62.0	62.5	63.0	63.5	64.0	64.5	65.0	65.5	66.0	66.5	67.0	67.5	68.0	68.5	69.0	69.5	70.0	70.5	71.0	71.5	72.0	72.5	73.0	73.5	74.0	74.5	75.0	75.5	76.0	76.5	77.0	77.5	78.0	78.5	79.0	79.5	80.0	80.5	81.0	81.5	82.0	82.5	83.0	83.5	84.0	84.5	85.0	85.5	86.0	86.5	87.0	87.5	88.0	88.5	89.0	89.5	90.0	90.5	91.0	91.5	92.0	92.5	93.0	93.5	94.0	94.5	95.0	95.5	96.0	96.5	97.0	97.5	98.0	98.5	99.0	99.5	100.0

USI's LITE*PRO V2.27E Point-By-Point Numeric Output 16:29 13-Mar-95
 PROJECT: 44-100 AREA: MEN'S OLD LR-N GRID: Ceiling
 Values are FC, SCALE: 1 IN= 16.0FT, HORZ GRID (U), HORZ CALC, Z= 2.5
 Computed in accordance with IES recommendations

+ MIN=8.96 MAX=52.1 AVE=39.0 AVE/MIN= 4.35 MAX/MIN= 5.82

F8 <36> = 9868 COLUMBIA T84PS2*-84-242-2E0CT, (2) F032/31K, LLF= 0.66

CONTOUR LEVELS: A= 50.0 B= 40.0 C= 30.0 D= 20.0 E= 10.0

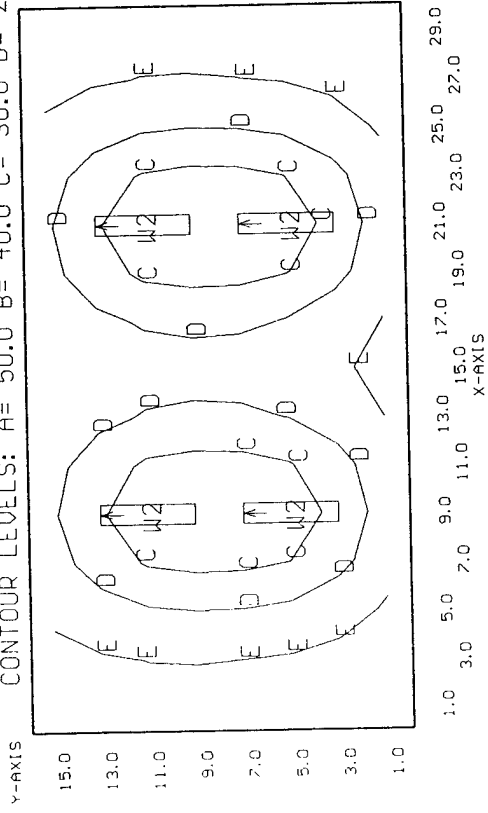


USI's LITE*PRO V2.27E Point-By-Point Numeric Output 16:39 13-Mar-95
PROJECT: 44-100 AREA: LOCKER RESTRM-N GRID: Ceiling
Values are FC, SCALE: 1 IN= 8.0FT, HORZ GRID (U), HORZ CALC, Z= 2.5
Computed in accordance with IES recommendations

+ MIN=4.11 MAX=38.7 AVE=18.2 AVE/MIN= 4.42 MAX/MIN= 9.43

W2 <4> = KA9513 COLUMBIA WC240-A, (2) F032/35K, LLF= 0.66

CONTOUR LEVELS: A= 50.0 B= 40.0 C= 30.0 D= 20.0 E= 10.0



USI's LITE*PRO V2.27E Point-By-Point Numeric Output 14:22 3-Jan-95
 PROJECT: 44-100 AREA: MEN'S OLD SHWR GRID: Ceiling
 Values are FC, SCALE: 1 IN= 4.0FT, HORZ GRID (U), HORZ CALC, Z= 2.5
 Computed in accordance with IES recommendations

+ MIN=12.2 MAX=36.2 AVE=22.6 AVE-MIN= 1.86 MAX-MIN= 2.97

J <8> = K9801X COLUMBIA LUN240-WL, (2) F40CW, LLF= 0.68

Y-AXIS

10.5	+	12.2	14.9	17.4	18.9	19.0	17.9	16.7	16.7	17.8	19.0	18.9	17.4	15.0	12.2
8.5	+	14.4	20.0	25.0	27.4	26.9	23.8	20.6	20.5	23.7	26.8	27.5	25.1	20.1	14.5
6.5	+	16.4	24.9	32.6	35.9	34.8	29.6	23.8	23.7	29.5	34.8	36.0	32.9	25.1	16.5
4.5	+	16.4	25.0	32.7	36.0	34.9	29.7	23.9	23.8	29.6	35.0	36.2	32.9	25.2	16.5
2.5	+	14.4	20.1	25.2	27.6	27.1	24.0	20.7	20.7	24.0	27.2	27.8	25.4	20.3	14.5
0.5	+	12.2	15.1	17.5	19.0	19.2	18.1	16.9	16.9	18.1	19.2	19.1	17.6	15.1	12.3

12.2 15.1 17.5 19.0 19.2 18.1 16.9 16.9 18.1 19.2 19.1 17.6 15.1 12.3
 1.0 3.0 5.0 7.0 9.0 11.0 13.0 15.0 17.0 19.0 21.0 23.0 25.0 27.0
 X-AXIS

USI's LITE*PRO V2.27E Point-By-Point Numeric Output 16:42 13-Mar-95
 PROJECT: 44-100 AREA: MENS OLD SHWR-N GRID: Ceiling
 Values are FC, SCALE: 1 IN= 4.0FT, HORZ GRID (U), HORZ CALC, Z= 2.5
 Computed in accordance with IES recommendations

+ MIN=10.9 MAX=32.3 AVE=20.2 AVE/MIN= 1.86 MAX/MIN= 2.97

J8 <8> = KS801X COLUMBIA LUN240-WL, <2> F032/35K, LLF= 0.66

Y-AXIS

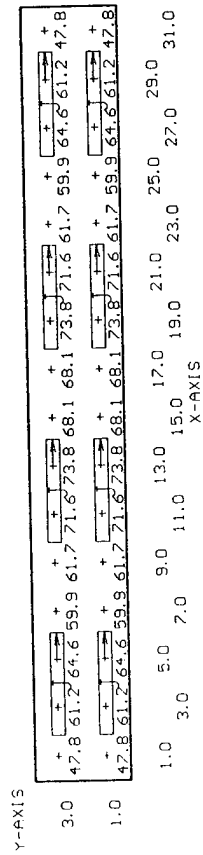
10.5	+	10.9	13.3	15.5	16.8	16.9	15.9	14.9	14.9	14.9	15.9	16.9	16.9	16.9	15.6	13.4	10.9	+
8.5	+	12.8	17.8	22.3	24.4	24.0	21.2	18.3	18.3	21.1	23.9	24.5	22.4	22.4	17.9	12.9		+
6.5	+	14.6	22.2	29.1	32.0	31.0	26.4	21.3	21.2	26.3	31.0	32.1	29.3	22.4	14.7		+	
4.5	+	14.6	22.3	29.2	32.1	31.2	26.5	21.3	21.3	26.4	31.2	32.3	29.4	22.4	14.7		+	
2.5	+	12.9	17.9	22.5	24.7	24.2	21.4	18.5	18.5	21.4	24.3	24.8	22.6	18.1	13.0		+	
0.5	+	10.9	13.4	15.6	17.0	17.1	16.1	15.1	15.1	16.1	17.1	17.1	15.7	13.5	11.0		+	
		1.0	3.0	5.0	7.0	9.0	11.0	13.0	15.0	17.0	19.0	21.0	23.0	25.0	27.0			

X-AXIS

JSI's LITE*PRO V2.27E Point-By-Point Numeric Output 14:33 3-Jan-95
 PROJECT: 44-100 AREA: WOMEN'S LR GRID: Ceiling
 Values are FC, SCALE: 1 IN= 8.0FT, HORZ GRID (U), HORZ CALC, Z= 2.5
 Computed in accordance with IES recommendations

+ MIN=47.8 MAX=73.8 AVE=63.6 AVE/MIN= 1.33 MAX/MIN= 1.54

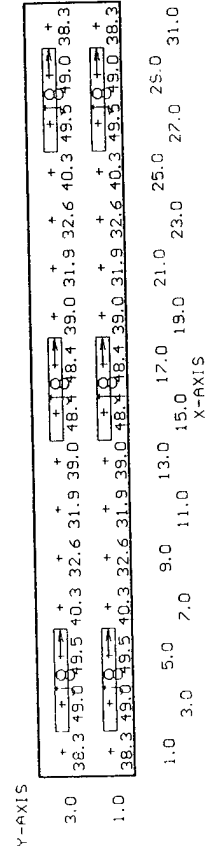
J <8> = K9801X COLUMBIA LUN240-WL, <2> F40CW, LLF= 0.68



USI's LITE*PRO V2.27E Point-By-Point Numeric Output 16:48 13-Mar-95
 PROJECT: 44-100A AREA: WOMEN'S LR-N GRID: Ceiling
 Values are FC, SCALE: 1 IN= 8.0FT, HORZ GRID (U), HORZ CALC, Z= 2.5
 Computed in accordance with IES recommendations

+ MIN=31.9 MAX=49.5 AVE=41.1 AVE/MIN= 1.29 MAX/MIN= 1.55

J8 <6> = K9801X COLUMBIA LUN240-WL, <2> F032/35K, LLF= 0.66



USI's LITE*PRO V2.27E Point-By-Point Numeric Output 17:13 13-Mar-95
 PROJECT: 44-100A AREA: WOMEN'S SHWR 1 GRID: Ceiling
 Values are FC, SCALE: 1 IN= 8.0FT, HORZ GRID (U), HORZ CALC, Z= 2.5
 Computed in accordance with IES recommendations

+ MIN=8.99 MAX=17.2 AVE=12.5 AVE/MIN= 1.41 MAX/MIN= 1.93

X1 <14> = B1491A PRESCOLITE 90HF-3, <1> F032/35K, LLF= 0.73

Y-AXIS	0.5	2.5	4.5	6.5	8.5	10.5	12.5	14.5	16.5	18.5	20.5	22.5	24.5	28.5
9.0	2.8	4.3	10.3	9.05	11.2	10.3	10.6	11.0	10.6	10.8	11.1	8.95	10.3	12.3
7.0	3.8	16.0	11.3	10.1	13.3	13.4	12.5	11.5	12.6	13.3	13.0	9.98	11.8	16.0
5.0	4.4	16.8	16.4	11.8	13.2	17.2	13.4	11.5	13.5	11.1	12.9	11.6	16.3	14.3
3.0	3.8	16.0	11.3	10.1	13.1	13.2	12.4	11.3	12.4	13.1	12.9	9.92	11.8	16.0
1.0	2.8	4.3	10.3	8.98	11.1	10.3	10.5	10.3	10.6	11.0	8.89	10.3	12.3	12.3

X-AXIS

USI's LITE*PRQ V2.27E Point-By-Point Numeric Output 15:01 3-Jan-95
 PROJECT: 44-100 AREA: WOMEN'S SHWR 2 GRID: Ceiling
 Values are FC, SCALE: 1 IN= 8.0FT, HORZ GRID (U), HORZ CALC, Z= 2.5
 Computed in accordance with IES recommendations

+ MIN=0.04 MAX=96.6 AVE=10.1 AVE/MIN= 205.43 MAX/MIN=1971.13

X1 <10> = B1073A PRESCOLITE 1128-930, <1> 75A19/SW, LLF= 0.39

V-AXIS

10.5	0.42	0.64	0.34	0.05	0.08	0.08	0.08	0.09	0.09	0.09	0.09	0.06	0.08	0.08	0.07	0.06	+
8.5	2.34	7.43	0.07	0.07	0.08	0.08	0.08	0.08	0.08	0.08	0.08	0.06	0.08	0.07	0.06	0.04	+
6.5	0.37	17.8	3.54	0.78	0.87	1.06	29.5	5.91	1.06	14.6	15.1	1.0E	3.58	4.54	0.64	+	
4.5	0.44	2.77	0.37	0.79	0.95	2.26	53.9	6.14	1.01	27.6	28.4	0.95	3.66	44.6	1.62	1.02	+
2.5	1.13	98.8	9.01	0.85	13.9	4.6	1.04	3.45	4.89	6.22	1.06	29.4	17.3	1.11	25.4	12.8	+
0.5	0.1	9.4	0.17	0.64	10.9	27.3	1.10	2.71	38.3	3.08	1.06	24.7	14.4	1.14	30.8	13.7	+

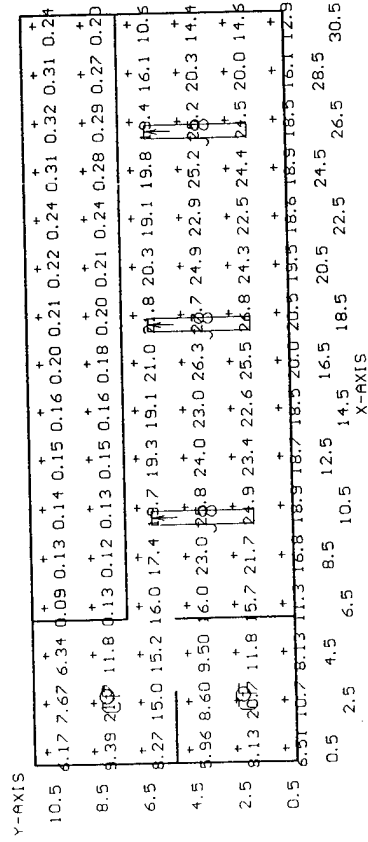
X-Axis

0.5	2.5	4.5	6.5	8.5	10.5	12.5	14.5	16.5	18.5	20.5	22.5	24.5	26.5	28.5	30.5
-----	-----	-----	-----	-----	------	------	------	------	------	------	------	------	------	------	------

USI's LITE*PRO V2.27E Point-By-Point Numeric Output 17:24 13-Mar-95
 PROJECT: 44-100A AREA: WOMENS SHWR 2-N GRID: Ceiling
 Values are FC, SCALE: 1 IN= 8.0FT, HORZ GRID (U), HORZ CALC, Z= 2.5
 Computed in accordance with IES recommendations

+ MIN=0.09 MAX=27.7 AVE=13.1 AVE/MIN= 131.99 MAX/MIN= 279.22

CF <2> = B1777A PRESCOLITE CF123526-462, <1> F26DTT/27K, LLF= 0.50
 J8 <3> = K9801X COLUMBIA LUN240-WL, <2> F032/35K, LLF= 0.66



USI's LITE*PRO V2.27E Point-By-Point Numeric Output 15:18 3-Jan-95
 PROJECT: 44-100 AREA: WOMEN'S LOUNGE GRID: Ceiling
 Values are °C, SCALE: 1 IN= 8.0FT, HORZ GRID (U), HORZ CALC, Z= 2.5
 Computed in accordance with IES recommendations

- MIN=0.00 MAX=70.0 AVE=24.1 AVE/MIN=N/A MAX/MIN=N/A

G <4> = K7965 COLUMBIA 2SG240-EXA.125NOM, <2> F40CW, LLF= 0.68

Y-AXIS	17.0	15.0	13.0	11.0	9.0	7.0	5.0	3.0	1.0	X-AXIS
	29.3	35.6	33.1	0.0	0.0	0.0	0.0	0.0	0.0	0.0
	41.7	52.8	42.6	0.0	0.0	0.0	0.0	0.0	0.0	0.0
	50.1	62.5	57.0	0.0	0.0	0.0	0.0	0.0	0.0	0.0
	55.3	66.9	61.2	0.0	0.0	0.0	0.0	0.0	0.0	0.0
	56.6	68.8	67.8	0.0	0.0	0.0	0.0	0.0	0.0	0.0
	57.7	70.0	63.0	0.0	0.0	0.0	0.0	0.0	0.0	0.0
	56.7	69.2	61.8	45.2	29.4	35.4	41.2	37.4	26.4	16.1
	50.6	61.5	55.3	40.8	34.6	40.7	48.9	43.8	29.0	16.8
	40.9	48.0	41.0	34.2	30.8	36.4	42.0	38.0	26.6	16.1
1.0	3.0	5.0	7.0	9.0	11.0	13.0	15.0	17.0	19.0	

USI's LITE*PRO V2.27E Point-By-Point Numeric Output 17:27 13-Mar-95
 PROJECT: 44-100A AREA: WOMENS LOUNGE-N GRID: Ceiling
 Values are FC, SCALE: 1 IN= 8.0FT, HORZ GRID (U), HORZ CALC, Z= 2.5
 Computed in accordance with IES recommendations

+ MIN=0.00 MAX=65.2 AVE=22.3 AVE/MIN=N/A MAX/MIN=N/A

F8 <4> = 9868 COLUMBIA T84PS2*-84-242-2E0CT, <2> F032/31K, LLF= 0.66

Y--AXIS

17.0	27.1	32.4	30.2	0.00	0.00	0.00	0.00	0.00	0.00	0.00	0.00
15.0	38.5	48.8	44.1	0.00	0.00	0.00	0.00	0.00	0.00	0.00	0.00
13.0	47.2	59.4	54.0	0.00	0.00	0.00	0.00	0.00	0.00	0.00	0.00
11.0	51.1	62.0	56.7	0.00	0.00	0.00	0.00	0.00	0.00	0.00	0.00
9.0	51.8	61.8	57.5	0.00	0.00	0.00	0.00	0.00	0.00	0.00	0.00
7.0	53.7	65.2	58.5	0.00	0.00	0.00	0.00	0.00	0.00	0.00	0.00
5.0	52.9	63.7	57.5	41.9	27.3	38.6	35.0	24.6	14.6	0.00	0.00
3.0	46.9	57.9	50.7	37.5	32.4	37.8	45.9	41.2	27.4	15.3	0.00
1.0	37.0	43.2	39.5	31.0	28.4	33.7	39.3	35.5	24.6	14.5	0.00

1.0 3.0 5.0 7.0 9.0 11.0 13.0 15.0 17.0 19.0
 X--AXIS

USI's LITE*PRO V2.27E Point-By-Point Numeric Output 15:22 3-Jan-95
 PROJECT: 44-100 AREA: LOUNGE RESTRM GRID: Ceiling
 Values are FC, SCALE: 1 IN= 8.0FT, HORZ GRID (U), HORZ CALC, Z= 2.5
 Computed in accordance with IES recommendations

+ MIN=8.10 MAX=26.2 AVE=16.8 AVE/MIN= 2.07 MAX/MIN= 3.23

M4 <3> = K7988K COLUMBIA K240-T, <2> F40CW, LLF= 0.73

Y-AXIS	11.0	10.2	12.4	13.8	13.7	12.9	12.9	14.0	15.1	15.2	14.5	14.0	14.1	14.0	12.6	10.3	8.10
9.0	11.7	15.9	18.7	18.0	15.5	14.8	17.0	19.8	19.9	17.8	16.9	18.3	19.1	16.5	12.1	8.51	
7.0	13.4	20.0	24.6	22.9	18.2	16.8	20.6	25.5	25.5	21.4	19.9	23.0	25.1	21.1	14.1	9.09	
5.0	13.7	20.6	25.5	23.7	18.6	17.1	21.0	26.2	26.1	21.9	20.3	23.7	25.9	21.7	14.4	9.19	
3.0	12.1	16.7	19.9	19.0	16.1	15.2	17.7	20.7	20.8	18.4	17.5	19.2	20.2	17.4	12.5	8.67	
1.0	10.6	13.1	14.7	14.5	13.5	13.4	14.5	15.8	16.0	15.1	14.6	14.8	14.8	13.3	10.7	8.31	
	1.0	3.0	5.0	7.0	9.0	11.0	13.0	15.0	17.0	19.0	21.0	23.0	25.0	27.0	29.0	31.0	

USI's LITE*PRO V2.27E Point-By-Point Numeric Output 17:29 13-Mar-95
 PROJECT: 44-100A AREA: LOUNGE RESTRM-N GRID: Ceiling
 Values are FC, SCALE: 1 IN= 8.0FT, HORZ GRID <U>, HORZ CALC, Z= 2.5
 Computed in accordance with IES recommendations

+ MIN=4.98 MAX=30.1 AVE=16.4 AVE/MIN= 3.29 MAX/MIN= 6.05

W2 <3> = KA9513 COLUMBIA WC240-A, <2> F032/35K, LLF= 0.66

Y--AXIS

11.0	6.75	8.88	10.3	9.96	8.81	8.56	9.64	11.0	11.1	10.1	9.68	10.2	10.5	9.16	6.93	4.98
9.0	10.5	15.8	19.2	18.1	14.7	13.6	16.5	20.0	20.2	17.5	16.5	18.5	19.7	16.8	11.3	6.80
7.0	14.0	22.2	28.7	26.2	20.0	18.1	22.8	29.1	29.2	24.3	22.6	26.5	29.2	24.3	15.3	8.41
5.0	14.4	23.4	29.6	27.0	20.5	18.5	23.2	29.8	29.9	24.8	23.1	27.2	30.1	25.0	15.6	8.57
3.0	11.4	17.4	21.2	19.9	15.9	14.5	17.6	21.5	21.7	18.7	17.7	20.1	21.5	18.2	12.1	7.16
1.0	7.42	9.99	11.7	11.2	9.73	9.30	10.5	12.1	12.2	11.1	10.6	11.4	11.8	10.3	7.58	5.31


X--AXIS

1.0	3.0	5.0	7.0	9.0	11.0	13.0	15.0	17.0	19.0	21.0	23.0	25.0	27.0	29.0	31.0
-----	-----	-----	-----	-----	------	------	------	------	------	------	------	------	------	------	------

USI's LITE*PRO V2.27E Point-By-Point Numeric Output 15:30 3-Jan-95
 PROJECT: 44-100 AREA: SUPPLY STORAGE GRID: Ceiling
 Values are FC, SCALE: 1 IN= 8.0FT, HORZ GRID (U), HORZ CALC, Z= 2.5
 Computed in accordance with IES recommendations

+ MIN=28.3 MAX=58.5 AVE=45.6 AVE/MIN= 1.61 MAX/MIN= 2.06


G <8> = K7965 COLUMBIA 2SG240-EXA.125NOM, <2> F40CW, LLF= 0.68



USI's LITE*PRO V2.27E Point-By-Point Numeric Output 17:32 13-Mar-95
 PROJECT: 44-100A AREA: SUPPLY STOR.-N GRID: Ceiling
 Values are FC, SCALE: 1 IN= 8.0FT, HORZ GRID (U), HORZ CALC, Z= 2.5
 Computed in accordance with IES recommendations

+ MIN=25.9 MAX=52.9 AVE=42.0 AVE/MIN= 1.62 MAX/MIN= 2.04

F8 <8> = 9868 COLUMBIA T84PS2*-84-242-2EOCT, <2> F032/31K, LLF= 0.66



USI's LITE*PRO V2.27E Point-By-Point Numeric Output 17:00 3-Jan-95
 PROJECT: 44-100 AREA: SUPPLY FILING GRID: Ceiling
 Values are FC, SCALE: 1 IN= 16.0FT, HORZ GRID (U), HORZ CALC, Z= 2.5
 Computed in accordance with IES recommendations

+ MIN=4.87 MAX=90.1 AVE=54.0 AVE/MIN= 11.09 MAX/MIN= 18.51

F <23> = K7952 COLUMBIA 2SG440-EXA.125NOM, <4> F40CW, LLF= 0.68

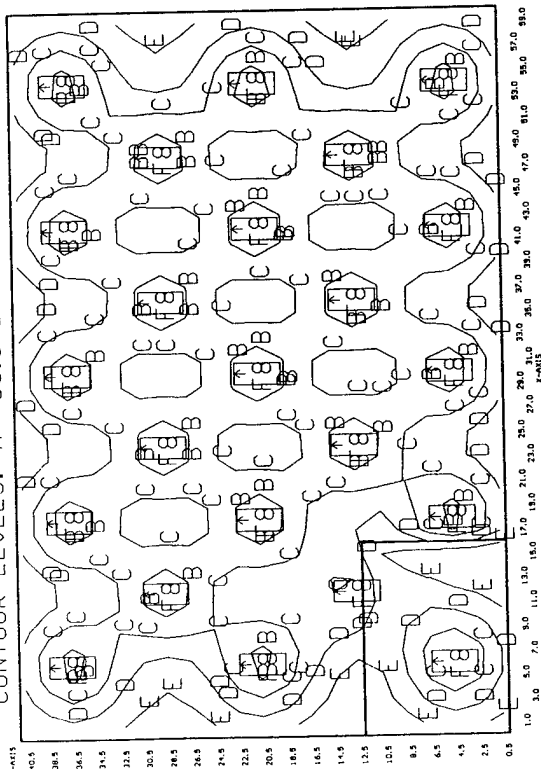
X	Y	Z	FC	Scale
0.0	0.0	0.0	12.3	1.0
0.1	0.0	0.0	12.5	1.0
0.2	0.0	0.0	12.8	1.0
0.3	0.0	0.0	13.2	1.0
0.4	0.0	0.0	13.7	1.0
0.5	0.0	0.0	14.3	1.0
0.6	0.0	0.0	15.1	1.0
0.7	0.0	0.0	16.0	1.0
0.8	0.0	0.0	17.1	1.0
0.9	0.0	0.0	18.4	1.0
1.0	0.0	0.0	20.0	1.0
1.1	0.0	0.0	21.9	1.0
1.2	0.0	0.0	24.1	1.0
1.3	0.0	0.0	26.7	1.0
1.4	0.0	0.0	29.7	1.0
1.5	0.0	0.0	33.2	1.0
1.6	0.0	0.0	37.3	1.0
1.7	0.0	0.0	42.1	1.0
1.8	0.0	0.0	47.7	1.0
1.9	0.0	0.0	54.1	1.0
2.0	0.0	0.0	61.5	1.0
2.1	0.0	0.0	70.0	1.0
2.2	0.0	0.0	79.7	1.0
2.3	0.0	0.0	90.1	1.0
2.4	0.0	0.0	101.2	1.0
2.5	0.0	0.0	113.0	1.0
2.6	0.0	0.0	125.7	1.0
2.7	0.0	0.0	139.4	1.0
2.8	0.0	0.0	154.2	1.0
2.9	0.0	0.0	170.0	1.0
3.0	0.0	0.0	186.8	1.0
3.1	0.0	0.0	204.7	1.0
3.2	0.0	0.0	223.8	1.0
3.3	0.0	0.0	244.2	1.0
3.4	0.0	0.0	265.9	1.0
3.5	0.0	0.0	288.9	1.0
3.6	0.0	0.0	313.3	1.0
3.7	0.0	0.0	339.2	1.0
3.8	0.0	0.0	366.5	1.0
3.9	0.0	0.0	395.4	1.0
4.0	0.0	0.0	425.9	1.0
4.1	0.0	0.0	458.0	1.0
4.2	0.0	0.0	491.8	1.0
4.3	0.0	0.0	527.3	1.0
4.4	0.0	0.0	564.5	1.0
4.5	0.0	0.0	603.5	1.0
4.6	0.0	0.0	644.3	1.0
4.7	0.0	0.0	686.9	1.0
4.8	0.0	0.0	731.3	1.0
4.9	0.0	0.0	777.5	1.0
5.0	0.0	0.0	825.5	1.0
5.1	0.0	0.0	875.4	1.0
5.2	0.0	0.0	927.2	1.0
5.3	0.0	0.0	980.9	1.0
5.4	0.0	0.0	1036.6	1.0
5.5	0.0	0.0	1094.3	1.0
5.6	0.0	0.0	1154.1	1.0
5.7	0.0	0.0	1216.0	1.0
5.8	0.0	0.0	1280.0	1.0
5.9	0.0	0.0	1346.1	1.0
6.0	0.0	0.0	1414.4	1.0
6.1	0.0	0.0	1484.9	1.0
6.2	0.0	0.0	1557.6	1.0
6.3	0.0	0.0	1632.6	1.0
6.4	0.0	0.0	1710.0	1.0
6.5	0.0	0.0	1789.8	1.0
6.6	0.0	0.0	1872.1	1.0
6.7	0.0	0.0	1956.9	1.0
6.8	0.0	0.0	2044.3	1.0
6.9	0.0	0.0	2134.3	1.0
7.0	0.0	0.0	2227.0	1.0
7.1	0.0	0.0	2322.4	1.0
7.2	0.0	0.0	2420.5	1.0
7.3	0.0	0.0	2521.4	1.0
7.4	0.0	0.0	2625.1	1.0
7.5	0.0	0.0	2731.6	1.0
7.6	0.0	0.0	2841.0	1.0
7.7	0.0	0.0	2953.3	1.0
7.8	0.0	0.0	3068.5	1.0
7.9	0.0	0.0	3186.7	1.0
8.0	0.0	0.0	3307.9	1.0
8.1	0.0	0.0	3432.2	1.0
8.2	0.0	0.0	3559.5	1.0
8.3	0.0	0.0	3689.9	1.0
8.4	0.0	0.0	3823.4	1.0
8.5	0.0	0.0	3959.9	1.0
8.6	0.0	0.0	4099.5	1.0
8.7	0.0	0.0	4242.2	1.0
8.8	0.0	0.0	4388.0	1.0
8.9	0.0	0.0	4536.9	1.0
9.0	0.0	0.0	4688.9	1.0
9.1	0.0	0.0	4844.0	1.0
9.2	0.0	0.0	5002.2	1.0
9.3	0.0	0.0	5163.5	1.0
9.4	0.0	0.0	5327.9	1.0
9.5	0.0	0.0	5495.4	1.0
9.6	0.0	0.0	5666.0	1.0
9.7	0.0	0.0	5839.7	1.0
9.8	0.0	0.0	6016.5	1.0
9.9	0.0	0.0	6196.4	1.0
10.0	0.0	0.0	6379.4	1.0

USI's LITE*PRO V2.27E Point-By-Point Numeric Output 17:36 13-Mar-95
PROJECT: 44-100A AREA: SUPPLY FILING-N GRID: Ceiling
Values are FC, SCALE: 1 IN= 16.0FT, HORZ GRID (U), HORZ CALC, Z= 2.5
Computed in accordance with IES recommendations

+ MIN=2.22 MAX=46.6 AVE=27.7 AVE/MIN= 12.47 MAX/MIN= 20.95

F8 <23> = 9868 COLUMBIA T84PS2*-84-242-2E0CT, (2) F032/31K, LLF= 0.66

CONTOUR LEVELS: A= 50.0 B= 40.0 C= 30.0 D= 20.0 E= 10.0



USI's LITE*PRO V2.27E Point-By-Point Numeric Output 17:12 3-Jan-95
 PROJECT: 44-100 AREA: SUPPLY OFFICE GRID: Ceiling
 Values are FC, SCALE: 1 IN= 8.0FT, HORZ GRID (U), HORZ CALC, Z= 2.5
 Computed in accordance with IES recommendations

+ MIN=3.88 MAX=168. AVE=49.4 AVE/MIN= 12.75 MAX/MIN= 43.34

F <2> = K7952 COLUMBIA 2SG440-EXA.125NOM, <4> F40CW, LLF= 0.68
 G <7> = K7965 COLUMBIA 2SG240-EXA.125NOM, <2> F40CW, LLF= 0.68

Y-AXIS	19.0	17.0	15.0	13.0	11.0	9.0	7.0	5.0	3.0	1.0	
	16.5 27.0 39.2 44.3 37.0 24.3 14.3 8.03 4.79 3.88 48.9 93.0 117.9 92.3 51.5	19.6 34.2 51.3 60.8 50.1 31.1 17.0 9.80 6.40 4.94 66.0 126. 159. 123. 63.6	22.4 40.9 63.0 72.5 60.2 37.3 19.6 11.0 7.30 5.66 71.6 134. 168. 130. 67.5	23.9 43.1 68.0 78.7 64.7 39.6 21.1 12.6 8.70 6.15 62.0 117. 143. 110. 58.0	24.1 44.6 69.9 80.9 66.7 41.1 22.4 14.3 13.4 14.7 47.0 77.1 52.9 44.9 44.8	24.4 45.2 70.7 81.8 67.6 41.9 23.2 15.6 16.2 25.4 46.7 71.0 60.2 55.8 42.1	23.9 44.3 70.2 81.3 67.1 41.4 23.1 16.3 17.9 29.6 54.6 84.9 97.7 80.0 50.4	22.9 42.0 65.0 75.1 62.5 39.4 22.5 16.0 18.0 29.9 56.0 88.3 102. 84.7 53.2	19.9 34.9 57.3 63.1 52.1 32.9 19.7 14.9 16.7 26.8 48.9 71.0 90.0 65.5 48.4	15.6 26.9 38.9 44.0 37.4 25.4 16.3 12.9 14.2 21.3 36.9 58.3 68.4 58.5 39.5	1.0 3.0 5.0 7.0 9.0 11.0 13.0 15.0 17.0 19.0 21.0 23.0 25.0 27.0 29.0

X-AXIS

USI's LITE*PRO V2.27E Point-By-Point Numeric Output 17:39 13-Mar-95
 PROJECT: 44-100A AREA: SUPPLY OFFICE-N GRID: Ceiling
 Values are FC, SCALE: 1 IN= 8.0FT, HORZ GRID (U), HORZ CALC, Z= 2.5
 Computed in accordance with IES recommendations

+ MIN=3.10 MAX=97.2 AVE=39.2 AVE/MIN= 12.62 MAX/MIN= 31.32

F8 <9> = 9868 COLUMBIA T84PS2*-84-242-2E0CT, <2> F032/31K, LLF= 0.66

Y--AXIS											X--AXIS				
19.0	14.5	24.1	34.9	39.4	33.1	21.8	12.5	6.74	3.92	3.10	25.3	47.5	59.2	47.1	26.3
17.0	17.3	31.6	50.0	58.5	37.3	28.7	15.0	7.82	4.94	3.80	34.5	66.8	84.8	64.9	32.9
15.0	20.1	37.6	58.1	66.9	55.5	34.3	17.6	9.31	6.01	4.58	37.6	71.1	90.5	68.7	35.2
13.0	20.9	39.7	61.7	74.3	60.6	36.5	18.9	10.8	7.24	5.03	31.9	59.7	74.7	57.3	29.7
11.0	21.6	40.9	64.3	74.5	61.3	37.7	20.1	12.4	11.6	12.5	24.1	39.6	47.7	38.7	22.8
9.0	21.9	41.4	65.2	75.7	62.2	38.4	20.7	13.2	13.7	22.9	43.1	65.9	78.5	60.8	38.5
7.0	21.4	41.0	66.0	77.0	63.0	38.2	20.5	13.7	15.2	26.8	51.1	80.5	93.1	75.7	46.8
5.0	20.6	38.7	60.0	69.4	57.7	36.3	20.0	13.4	15.1	27.1	52.6	83.7	97.2	80.0	49.5
3.0	17.6	32.2	51.0	59.8	48.8	30.3	17.3	12.2	13.8	24.0	45.2	72.0	80.4	44.6	
1.0	14.5	23.9	34.5	39.1	33.3	22.7	14.4	11.1	12.2	18.9	33.5	53.4	62.9	53.4	35.5
	1.0	3.0	5.0	7.0	9.0	11.0	13.0	15.0	17.0	19.0	21.0	23.0	25.0	27.0	29.0

Bldg 51-420 Summary

Present System				Replacement System			
Fixture Type	Watts/ Fixture	Number Fixtures	Total Watts	Fixture Type	Watts/ Fixture	Number Fixtures	Total Watts
F	163	120	19,560	F8	59	107	6,313
J2	80	8	640	J8	59	5	295
L2	153	2	306	L8	59	3	177
L3	72	1	72	W8	59	3	177
W	82	3	246				
Totals		134	20,824	Totals		118	6,962

Reynolds, Smith & Hills, Inc.
4651 Salisbury Road
Jacksonville, FL 32256
Buildings Engineering

Luminaire Fixture Schedule
Generated by LitePro V2.27E
Provided and supported by USI Lighting, Inc.
Filename: 51-420 Type: Indoor

Luminaire Fixture Schedule / **PRESENT**

Project name: Lighting Survey
Prepared for: Corps of Engineers
Prepared by: C. Warren

Project #6941331
Date: 30-Dec-94
UPD: 2.8W/Sq.Ft

TYPE	DESCRIPTION	LAMP/BALLAST	V/W	QTY	REMARKS
F	2X4 4L FLUSH STATIC TROFFER LENS- .125" POLARIZED PATT.12 COLUMBIA 4PS2*-87-244	F40CW ESB	000 - 163	120	
J2	7"X4' 2L WET LOCATION WRAP LENS- PRISMATIC BOTTOM & SIDES COLUMBIA LUN240-WL	F40CW ESB	000 - 80	8	
L2	1X4 3L SOLID REFL. INDUSTRIAL OPEN - NO SHIELDING COLUMBIA KL340-SOLID	F40CW STD	000 - 153	2	
L3	11"X4' 2L INDUSTRIAL OPEN BOTTOM- NO SHIELDING COLUMBIA CSR240	F40CW/WM ESB	000 - 72	1	
W	5"X4"X4' 2L WALL CORRIDOR WRAP LENS- SMOOTH WHITE ACRYLIC COLUMBIA W240-A	F30T12/WW/RS ESB	000 - 82	3	

NOTES:

51-420 Schedule

Reynolds, Smith & Hills, Inc.
4651 Salisbury Road
Jacksonville, FL 32256
Buildings Engineering

Luminaire Fixture Schedule
Generated by LitePro V2.27E
Provided and supported by USI Lighting, Inc.
Filename: 51-420 Type: Indoor

Luminaire Fixture Schedule / ~~PROPOSED~~

Project name: Lighting Survey
Prepared for: Corps of Engineers
Prepared by: C. Warren

Project #6941331
Date: 10-Mar-95
UPD: 1.0W/Sq.Ft

TYPE	DESCRIPTION	LAMP/BALLAST	V/W	QTY	REMARKS
F8	2X4 2L FLUSH STATIC TROFFER LENS-PRISMATIC ACRYLIC PATT-19 COLUMBIA T84PS2*-84-242-2EOCT	FO32/31K EOCT	000 - 59	82 107	
F8	7"X4' 2L WET LOCATION WRAP LENS- PRISMATIC BOTTOM & SIDES COLUMBIA LUN240-WL	FO32/35K EOCT	000 - 59	5	
L8	11"X4' 2L INDUSTRIAL OPEN BOTTOM- NO SHIELDING COLUMBIA CSR240	FO32/35K EOCT	000 - 59	3	
W8	5"X4"X4' 2L WALL CORRIDOR WRAP LENS- SMOOTH WHITE ACRYLIC COLUMBIA W240-A	FO32/35K EOCT	000 - 59	3	

NOTES:

Reynolds, Smith & Hills, Inc.
 4651 Salisbury Road
 Jacksonville, FL 32256
 Buildings Engineering

Project Area Summary
 Generated by LitePro V2.27E
 Provided and supported by USI Lighting, Inc.
 Filename: 51-420 Type: Indoor

Project Area Summary

Project name: Lighting Survey
 Prepared for: Corps of Engineers
 Prepared by: C. Warren

Project #6941331
 Date: 10-Mar-95
 UPD: 2.0W/Sq.Ft

AREA NAME	DIMENSIONS	LUMINAIRES	W/SQ.FT	QTY
ROOM 34	20x15x8Ft	(6) Type F	3.3	1
ROOM 34-N	20x15x8Ft	(3) Type F8	0.6	1
ROOM 35	13x15x8Ft	(4) Type F	3.3	1
ROOM 35-N	13x15x8Ft	(4) Type F8	1.2	1
ROOM 33	15x15x8Ft	(4) Type F	2.9	1
ROOM 33-N	15x15x8Ft	(4) Type F8	1.0	1
ROOM 31	16x15x8Ft	(6) Type F	4.1	1
ROOM 31-N	16x15x8Ft	(4) Type F8	1.0	1
ROOM 29	12x15x8Ft	(4) Type F	3.6	1
ROOM 29-N	12x15x8Ft	(4) Type F8	1.3	1
ROOM 32	15x15x8Ft	(5) Type J2 (1) Type W	2.1	1
ROOM 32-N	15x15x8Ft	(3) Type J8 (1) Type W8	1.0	1
ROOM 30	15x15x8Ft	(3) Type J2 (1) Type W	1.4	1
ROOM 30-N	15x15x8Ft	(2) Type J8 (1) Type W8	0.8	1
ROOM 27	15x15x8Ft	(4) Type F	2.9	1
ROOM 27-N	15x15x8Ft	(4) Type F8	1.0	1
ROOM 21	15x15x8Ft	(4) Type F	2.9	1

ROOM 21-N	15x15x8Ft	(4)	Type F8	1.0	1
ROOM 25	14x15x8Ft	(4)	Type F	3.1	1
ROOM 25-N	14x15x8Ft	(4)	Type F8	1.1	1
ROOM 22	14x15x8Ft	(4)	Type F	3.1	1
ROOM 22-N	14x15x8Ft	(4)	Type F8	1.1	1
ROOM 23	16x15x8Ft	(4)	Type F	2.7	1
ROOM 23-N	16x15x8Ft	(4)	Type F8	1.0	1
ROOM 20/24	10x15x8Ft	(4)	Type F	4.3	1
ROOM 20/24-N	10x15x8Ft	(3)	Type F8	1.2	1
ROOM 26	13x15x8Ft	(4)	Type F	3.3	1
ROOM 26-N	13x15x8Ft	(4)	Type F8	1.2	1
ROOM 28	18x15x8Ft	(4)	Type F	2.4	1
ROOM 28-N	18x15x8Ft	(4)	Type F8	0.9	1
MEN'S ROOM	14x12x8Ft	(4)	Type F	3.9	1
MEN'S ROOM-N	14x12x8Ft	(2)	Type F8	0.7	1
WOMEN'S ROOM	14x19x8Ft	(2) (1) (1)	Type F Type L3 Type W	1.8	1
WOMEN'S ROOM-N	14x19x8Ft	(1) (1) (1)	Type F8 Type L8 Type W8	0.7	1
COPIER ROOM	10x15x8Ft	(2)	Type L2	2.0	1
COPIER ROOM-N	10x15x8Ft	(2)	Type L8	0.8	1
ROOM 5	20x15x8Ft	(6)	Type F	3.3	1
ROOM 5-N	20x15x8Ft	(6)	Type F8	1.2	1
ROOM 3	19x15x8Ft	(6)	Type F	3.4	1
ROOM 3-N	19x15x8Ft	(4)	Type F8	0.8	1
ROOM 1	20x15x8Ft	(6)	Type F	3.3	1
ROOM 1-N	20x15x8Ft	(6)	Type F8	1.2	1

Reynolds, Smith & Hills, Inc.
 4651 Salisbury Road
 Jacksonville, FL 32256
 Buildings Engineering

Project Area Summary
 Generated by LitePro V2.27E
 Provided and supported by USI Lighting, Inc.
 Filename: 51-420A Type: Indoor

Project Area Summary

Project name: Lighting Survey
 Prepared for: Corps of Engineers
 Prepared by: C. Warren

Project #6941331
 Date: 10-Mar-95
 UPD: 1.7W/Sq.Ft

AREA NAME	DIMENSIONS	LUMINAIRES	W/SQ.FT	QTY
ROOM 2	13x15x8Ft	(2) Type F	1.7	1
ROOM 2-N	13x15x8Ft	(2) Type F8	0.6	1
ROOM 4	19x15x8Ft	(6) Type F	3.4	1
ROOM 4-N	19x15x8Ft	(4) Type F8	0.8	1
ROOMS 6/8/10	15x15x8Ft	(4) Type F	2.9	3
ROOMS 6/8/10-N	15x15x8Ft	(4) Type F8	1.0	3
ROOM 9	13x15x8Ft	(2) Type F	1.7	1
ROOM 9-N	13x15x8Ft	(2) Type F8	0.6	1
ROOM 12	18x15x8Ft	(4) Type F	2.4	1
ROOM 12-N	18x15x8Ft	(4) Type F8	0.9	1
ROOM 11	17x15x8Ft	(4) Type F	2.6	1
ROOM 11-N	17x15x8Ft	(4) Type F8	0.9	1
ROOM 14	27x15x8Ft	(6) Type F	2.4	1
ROOM 14-N	27x15x8Ft	(6) Type F8	0.9	1
ROOM 13	20x15x8Ft	(4) Type F	2.2	1
ROOM 13-N	20x15x8Ft	(4) Type F8	0.8	1

Reynolds, Smith & Hills, Inc.
 4651 Salisbury Road
 Jacksonville, FL 32256
 Buildings Engineering

Project Calculation Summary
 Generated by LitePro V2.27E
 Provided and supported by USI Lighting, Inc.
 Filename: 51-420A Type: Indoor

 Project Calculation Summary

Project name: Lighting Survey
 Prepared for: Corps of Engineers
 Prepared by: C. Warren

Project #6941331
 Date: 10-Mar-95
 UPD: 1.7W/Sq.Ft

AREA NAME	DIMENSIONS	GRID NAME	AVE	MAX	MIN
ROOM 2	13x15x8Ft	Ceiling	<+> 39.4	81.9	13.0
ROOM 2-N	13x15x8Ft	Ceiling	<+> 25.2	54.3	7.7
ROOM 4	19x15x8Ft	Ceiling	<+> 83.1	120.8	38.2
ROOM 4-N	19x15x8Ft	Ceiling	<+> 36.1	60.2	12.5
ROOMS 6/8/10	15x15x8Ft	Ceiling	<+> 68.7	109.7	27.8
ROOMS 6/8/10-N	15x15x8Ft	Ceiling	<+> 43.8	73.2	17.4
ROOM 9	13x15x8Ft	Ceiling	<+> 39.4	81.9	13.3
ROOM 9-N	13x15x8Ft	Ceiling	<+> 25.2	54.3	7.9
ROOM 12	18x15x8Ft	Ceiling	<+> 60.7	92.1	25.6
ROOM 12-N	18x15x8Ft	Ceiling	<+> 38.8	60.5	16.1
ROOM 11	17x15x8Ft	Ceiling	<+> 61.5	92.9	27.0
ROOM 11-N	17x15x8Ft	Ceiling	<+> 39.2	60.9	16.9
ROOM 14	27x15x8Ft	Ceiling	<+> 61.9	96.6	22.0
ROOM 14-N	27x15x8Ft	Ceiling	<+> 39.4	63.3	13.3
ROOM 13	20x15x8Ft	Ceiling	<+> 55.9	90.8	20.2
ROOM 13-N	20x15x8Ft	Ceiling	<+> 35.7	59.9	12.3

Reynolds, Smith & Hills, Inc.
4651 Salisbury Road
Jacksonville, FL 32256
Buildings Engineering

Project Calculation Summary
Generated by LitePro V2.27E
Provided and supported by USI Lighting, Inc.
Filename: 51-420 Type: Indoor

Project Calculation Summary

Project name: Lighting Survey
Prepared for: Corps of Engineers
Prepared by: C. Warren

Project #6941331
Date: 10-Mar-95
UPD: 2.0W/Sq.Ft

AREA NAME	DIMENSIONS	GRID NAME	AVE	MAX	MIN
ROOM 34	20x15x8Ft	Ceiling	<+> 82.8	144.5	26.5
ROOM 34-N	20x15x8Ft	Ceiling	<+> 26.9	56.9	7.0
ROOM 35	13x15x8Ft	Ceiling	<+> 77.2	135.0	29.8
ROOM 35-N	13x15x8Ft	Ceiling C.U. CALC	<+> 49.1 45.3	90.3 ---	18.3 ---
ROOM 33	15x15x8Ft	Ceiling	<+> 68.2	115.7	27.5
ROOM 33-N	15x15x8Ft	Ceiling	<+> 43.4	71.4	17.2
ROOM 31	16x15x8Ft	Ceiling	<+> 96.9	150.2	59.1
ROOM 31-N	16x15x8Ft	Ceiling	<+> 43.3	72.6	17.2
ROOM 29	12x15x8Ft	Ceiling	<+> 83.3	118.7	48.3
ROOM 29-N	12x15x8Ft	Ceiling	<+> 52.9	73.1	30.7
ROOM 32	15x15x8Ft	Ceiling	<+> 34.3	63.7	0.4
ROOM 32-N	15x15x8Ft	Ceiling	<+> 21.4	43.2	0.3
ROOM 30	15x15x8Ft	Ceiling	<+> 20.6	46.4	0.2
ROOM 30-N	15x15x8Ft	Ceiling	<+> 13.8	32.4	0.1
ROOM 27	15x15x8Ft	Ceiling	<+> 69.8	132.6	23.2
ROOM 27-N	15x15x8Ft	Ceiling	<+> 44.5	88.4	14.1
ROOM 21	15x15x8Ft	Ceiling	<+> 69.8	132.6	23.2

ROOM 21-N	15x15x8Ft	Ceiling	<+>	44.5	88.4	14.1
ROOM 25	14x15x8Ft	Ceiling	<+>	76.5	136.6	28.8
ROOM 25-N	14x15x8Ft	Ceiling	<+>	47.5	74.1	22.2
ROOM 22	14x15x8Ft	Ceiling	<+>	76.5	136.6	28.8
ROOM 22-N	14x15x8Ft	Ceiling	<+>	47.5	74.1	22.2
ROOM 23	16x15x8Ft	Ceiling	<+>	68.8	132.3	21.3
ROOM 23-N	16x15x8Ft	Ceiling	<+>	43.3	72.6	17.2
ROOM 20/24	10x15x8Ft	Ceiling	<+>	95.9	144.1	44.6
ROOM 20/24-N	10x15x8Ft	Ceiling	<+>	45.1	61.2	31.1
ROOM 26	13x15x8Ft	Ceiling	<+>	83.5	137.1	33.9
ROOM 26-N	13x15x8Ft	Ceiling	<+>	50.9	75.0	25.1
ROOM 28	18x15x8Ft	Ceiling	<+>	60.7	92.2	25.3
ROOM 28-N	18x15x8Ft	Ceiling	<+>	38.8	60.6	15.8
MEN'S ROOM	14x12x8Ft	Ceiling	<+>	91.2	141.3	42.9
MEN'S ROOM-N	14x12x8Ft	Ceiling	<+>	29.5	55.3	11.4
WOMEN'S ROOM	14x19x8Ft	Ceiling	<+>	37.0	108.5	0.0
WOMEN'S ROOM-N	14x19x8Ft	Ceiling	<+>	21.1	41.5	0.0
COPIER ROOM	10x15x8Ft	Ceiling	<+>	23.1	31.9	15.4
COPIER ROOM-N	10x15x8Ft	Ceiling	<+>	30.4	41.3	21.1
ROOM 5	20x15x8Ft	Ceiling	<+>	81.9	119.9	36.9
ROOM 5-N	20x15x8Ft	Ceiling	<+>	52.2	79.1	23.4
ROOM 3	19x15x8Ft	Ceiling	<+>	82.1	121.1	28.0
ROOM 3-N	19x15x8Ft	Ceiling	<+>	35.7	60.6	8.3
ROOM 1	20x15x8Ft	Ceiling	<+>	81.9	119.9	36.9
ROOM 1-N	20x15x8Ft	Ceiling	<+>	52.2	79.1	23.4

NOTES:

USI's LITE*PRO V2.27E Point-By-Point Numeric Output 16:28 29-Dec-94
 PROJECT: 51-420 AREA: ROOM 34 GRID: Ceiling
 Values are FC, SCALE: 1 IN= 4.0FT, HORZ GRID (U), HORZ CALC, Z= 2.5
 Computed in accordance with IES recommendations

+ MIN=26.5 MAX=145. AVE=82.8 AVE/MIN= 3.13 MAX/MIN= 5.46

F <6> = 9753 COLUMBIA 4PS2*-87-244, (4) F40CW, LLF= 0.68

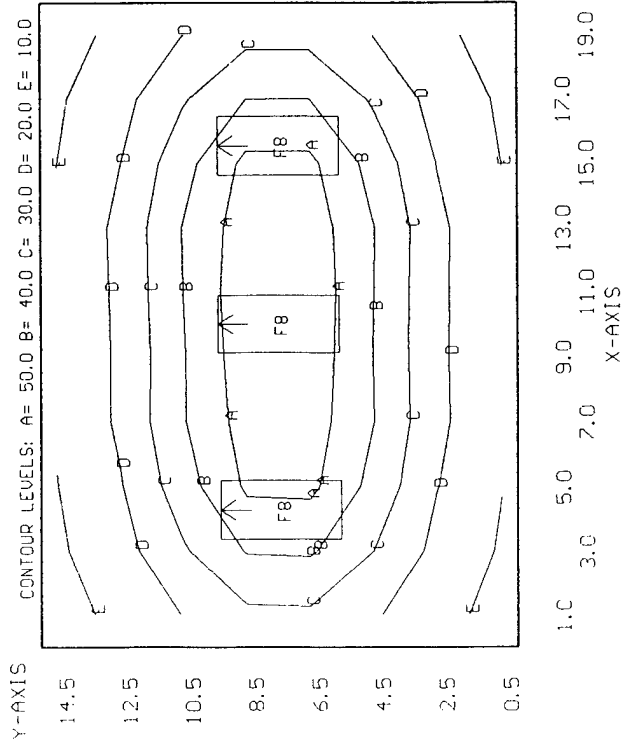
Y-AXIS

14.5	+	+	+	+	+	+	+	+	+	+
	26.5	34.4	40.2	43.5	44.4	44.3	43.6	41.7	38.7	33.4
12.5	+	+	+	+	+	+	+	+	+	+
	39.0	57.0	69.9	74.3	75.3	75.7	74.1	71.3	65.9	53.0
10.5	+	+	↑	+	+	↑	+	+	↑	+
	57.4	86.7	107. F	112.	114.	115. F	112.	108.	99.7 F	75.9
8.5	+	+	+	+	+	+	+	+	+	+
	76.5	111.	133.	139.	142.	143.	139.	134.	120.	88.2
6.5	+	↑	+	+	↑	+	+	↑	+	+
	84.5	118. F	134.	140.	145. F	143.	140.	135. F	115.	81.3
4.5	+	+	+	+	+	+	+	+	+	+
	74.8	101.	111.	116.	120.	118.	116.	111.	91.4	61.6
2.5	+	+	+	+	+	+	+	+	+	+
	53.6	68.2	74.8	78.5	80.4	79.5	77.8	73.5	60.7	42.0
0.5	+	+	+	+	+	+	+	+	+	+
	34.3	40.5	44.1	46.5	47.5	47.3	46.0	42.6	36.7	28.3
	1.0		5.0		9.0		13.0		17.0	
		3.0		7.0		11.0		15.0		19.0
					X AXIS					

USI's LITE*PRO U2.27E Point-Buy-Point Numeric Output 14:37 10-Mar-95
PROJECT: 51-420 AREA: ROOM 34-N GRID: Ceiling
Values are FC, SCALE: 1 IN= 4.0FT, HORZ GRID (U), HORZ CALC, Z= 2.5
Computed in accordance with IES recommendations

+ MIN=7.02 MAX=56.9 AVE=26.9 AVE/MIN= 3.63 MAX/MIN= 8.11

FG (3) = 9656 COLUMBIA T84PS2*-84-242-2E0CT, (2) F032/31K, LLF= 0.66

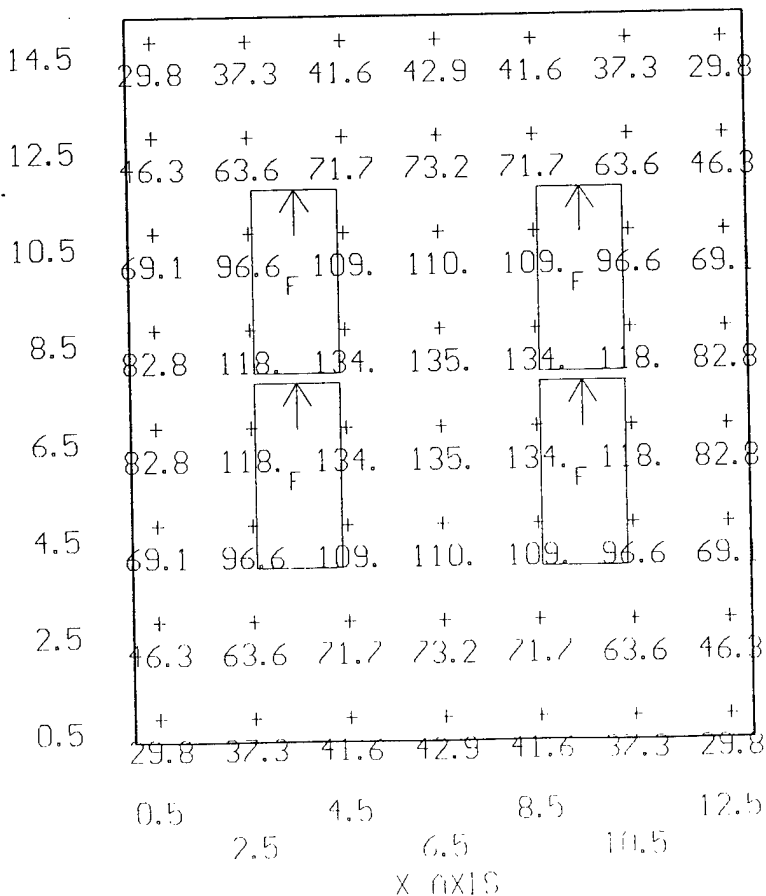


USI's LITE*PRO V2.27E Point-By-Point Numeric Output 16:34 29-Dec-94
 PROJECT: 51-420 AREA: ROOM 35 GRID: Ceiling
 Values are FC, SCALE: 1 IN= 4.0FT, HORZ GRID (U), HORZ CALC, Z= 2.5
 Computed in accordance with IES recommendations

+ MIN=29.8 MAX=135. AVE=77.2 AVE/MIN= 2.59 MAX/MIN= 4.53

F <4> = 9753 COLUMBIA 4PS2*-87-244, (4) F40CW, LLF= 0.68

Y-AXIS

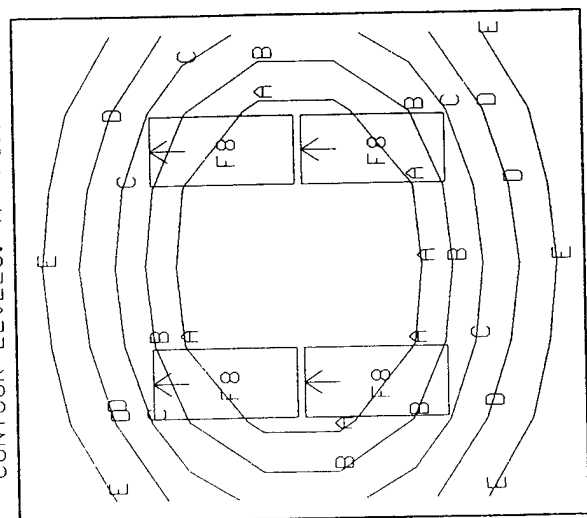


USI's LITE*PRO V2.27E Point-By-Point Numeric Output 14:40 10-Mar-95
PROJECT: 51-420 AREA: ROOM 35-N GRID: Ceiling
Values are FC, SCALE: 1 IN= 5.0FT, HORZ GRID (U), HORZ CALC, Z= 2.5
Computed in accordance with IES recommendations

+ MIN=18.3 MAX=90.3 AVE=49.1 AVE/MIN= 2.68 MAX/MIN= 4.93

F8 <4> = 9868 COLUMBIA T84PS2*-84-242-2E0CT, <2> F032/31K, LLF= 0.66

CONTOUR LEVELS: A= 70.0 B= 60.0 C= 50.0 D= 40.0 E= 30.0



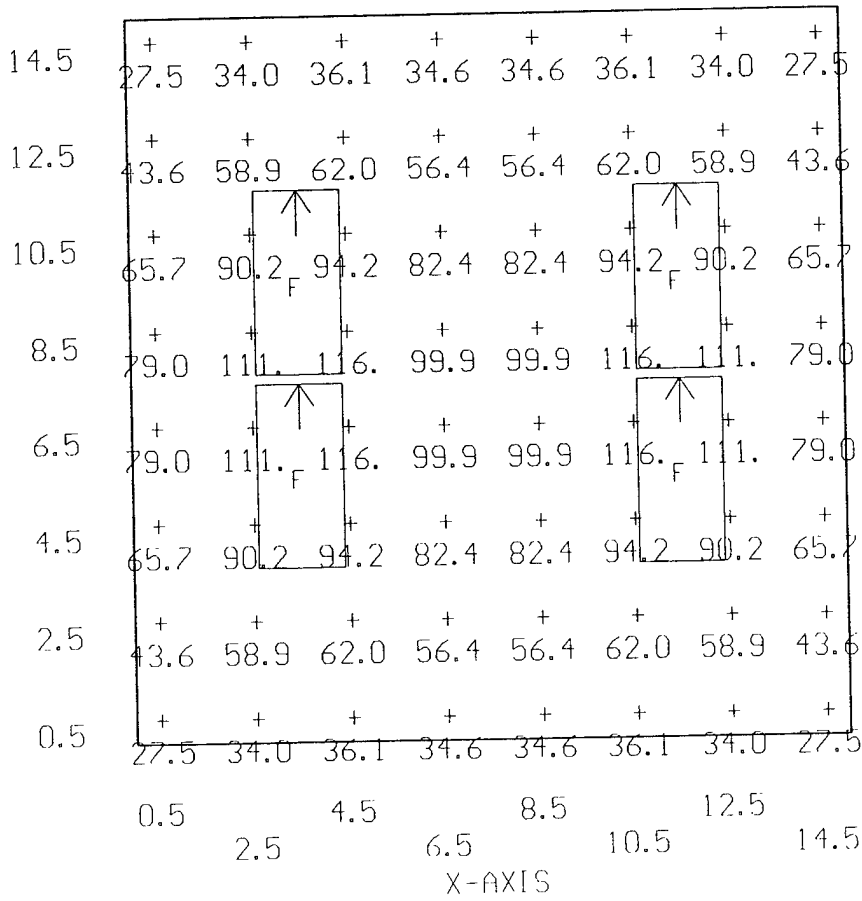
0.5 2.5 4.5 6.5 8.5 10.5 12.5
X-AXIS

USI's LITE*PRO V2.27E Point-By-Point Numeric Output 16:45 29-Dec-94
 PROJECT: 51-420 AREA: ROOM 33 GRID: Ceiling
 Values are FC, SCALE: 1 IN= 4.0FT, HORZ GRID (U), HORZ CALC, Z= 2.5
 Computed in accordance with IES recommendations

+ MIN=27.5 MAX=116. AVE=68.2 AVE/MIN= 2.48 MAX/MIN= 4.20

F <4> = 9753 COLUMBIA 4PS2*-87-244, <4> F40CW, LLF= 0.68

Y-AXIS

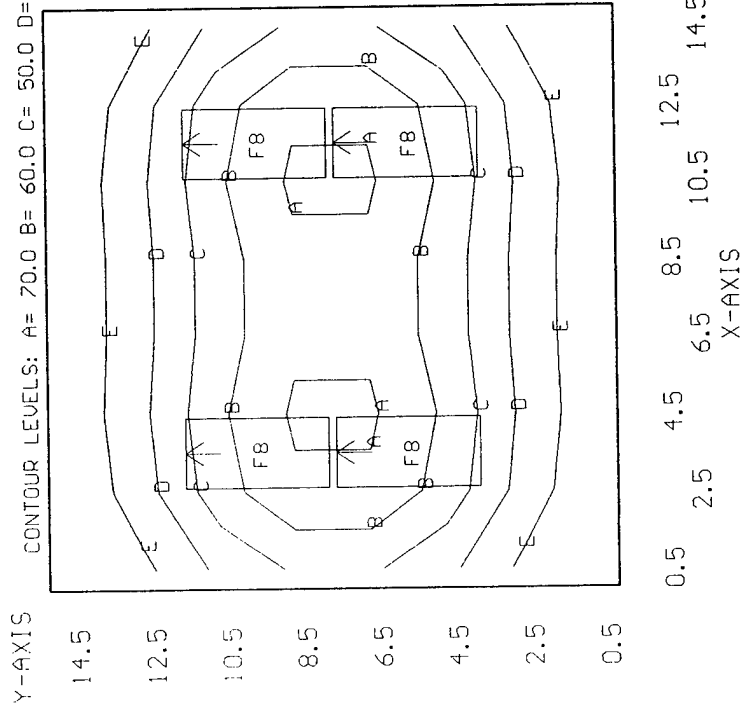


USI's LITE*PRO V2.27E Point-By-Point Numeric Output 14:44 10-Mar-95
PROJECT: 51-420 AREA: ROOM 33-N GRID: Ceiling
Values are FC, SCALE: 1 IN= 4.0FT, HORZ GRID (U), HORZ CALC, Z= 2.5
Computed in accordance with IES recommendations

+ MIN=17.2 MAX=71.4 AVE=43.4 AVE/MIN= 2.52 MAX/MIN= 4.16

F8 <4> = 9868 COLUMBIA T84PS2*-84-242-2E0CT, (2) F032/31K, LLF= 0.66

CONTOUR LEVELS: A= 70.0 B= 60.0 C= 50.0 D= 40.0 E= 30.0

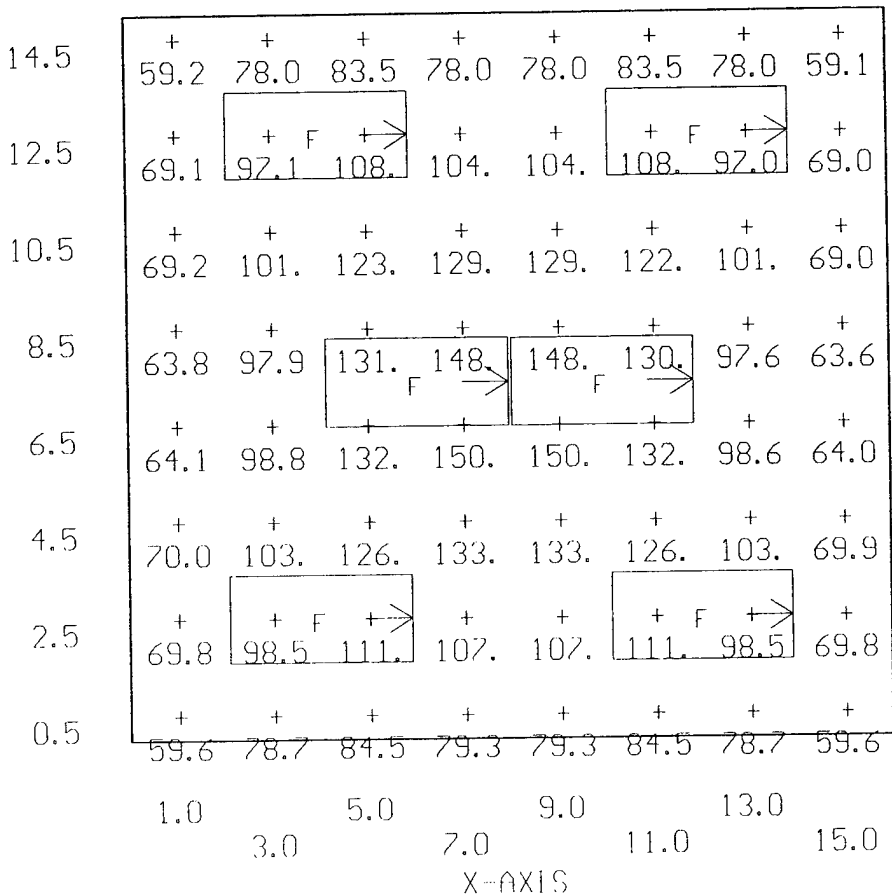


USI's LITE*PRO U2.27E Point-By-Point Numeric Output 16:53 29-Dec-94
 PROJECT: 51-420 AREA: ROOM 31 GRID: Ceiling
 Values are FC, SCALE: 1 IN= 4.0FT, HORZ GRID (U), HORZ CALC, Z= 2.5
 Computed in accordance with IES recommendations

+ MIN=59.1 MAX=150. AVE=96.9 AVE/MIN= 1.64 MAX/MIN= 2.54

F <6> = 9753 COLUMBIA 4PS2*-87-244, <4> F40CW, LLF= 0.68

Y-AXIS

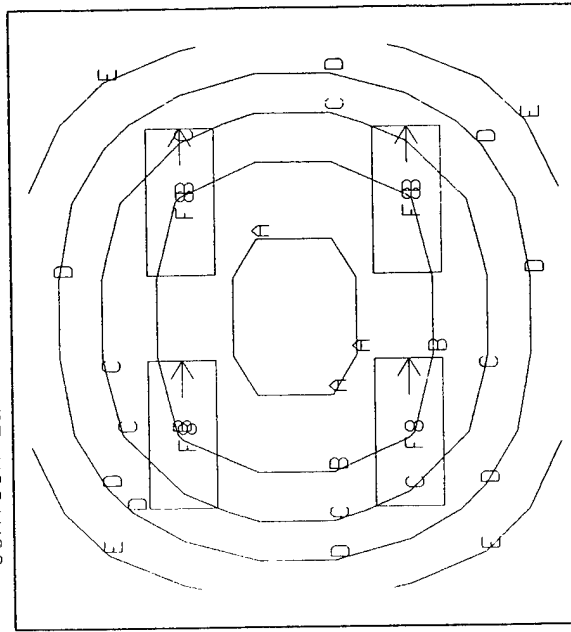


USI's LITE*PRO V2.27E Point-By-Point Numeric Output 14:48 10-Mar-95
PROJECT: 51-420 AREA: ROOM 31-N GRID: Ceiling
Values are FC, SCALE: 1 IN= 5.0FT, HORZ GRID (U), HORZ CALC, Z= 2.5
Computed in accordance with IES recommendations

+ MIN=17.2 MAX=72.6 AVE=43.3 AVE/MIN= 2.51 MAX/MIN= 4.22

F8 <4> = 9868 COLUMBIA T84PS2*-84-242-2E0CT, <2> F032/31K, LLF= 0.66

Y-AXIS CONTOUR LEVELS: A= 70.0 B= 60.0 C= 50.0 D= 40.0 E= 30.0



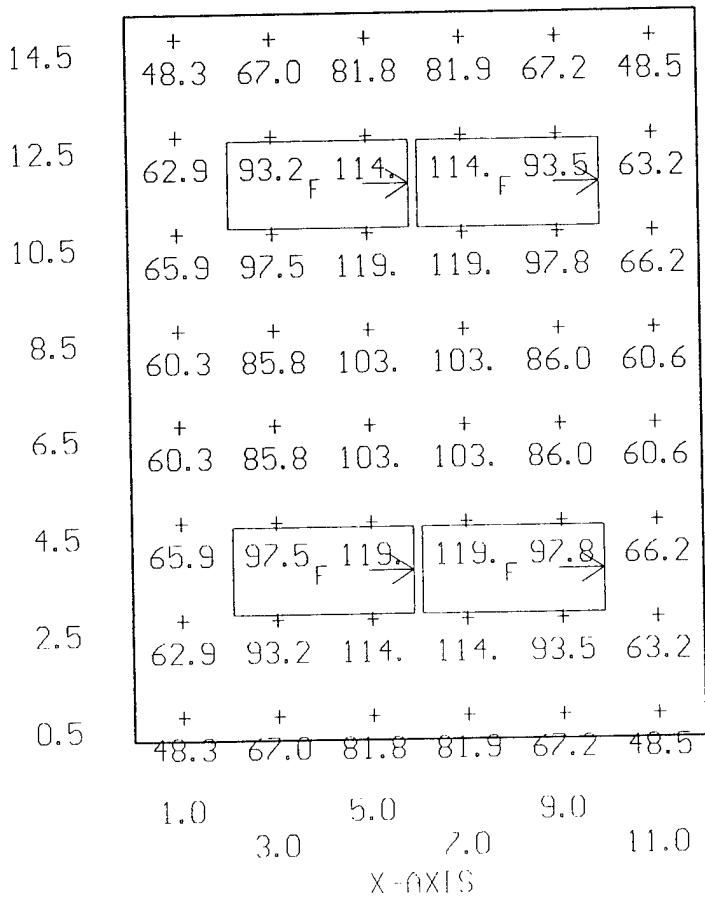
1.0 3.0 5.0 7.0 9.0 11.0 13.0 15.0
X-AXIS

USI's LITE*PRO V2.27E Point-By-Point Numeric Output 16:58 29-Dec-94
 PROJECT: 51-420 AREA: ROOM 29 GRID: Ceiling
 Values are FC, SCALE: 1 IN= 4.0FT, HORZ GRID (U), HORZ CALC, Z= 2.5
 Computed in accordance with IES recommendations

+ MIN=48.3 MAX=119. AVE=83.3 AVE/MIN= 1.73 MAX/MIN= 2.46

F <4> = 9753 COLUMBIA 4PS2*-87-244, (4) F40CW, LLF= 0.68

Y-AXIS

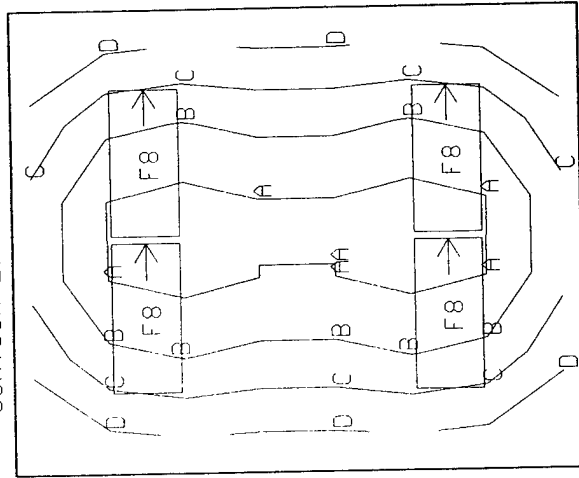


USI's LITE*PRO V2.27E Point-By-Point Numeric Output 14:51 10-Mar-95
 PROJECT: 51-420 AREA: ROOM 29-N GRID: Ceiling
 Values are FC, SCALE: 1 IN= 5.0FT, HORZ GRID (U), HORZ CALC, Z= 2.5
 Computed in accordance with IES recommendations

+ MIN=30.7 MAX=73.1 AVE=52.9 AVE/MIN= 1.72 MAX/MIN= 2.38

F8 <4> = 9868 COLUMBIA T84PS2*-84-242-2EOCT, <2> F032/31K, LLF= 0.66

CONTOUR LEVELS: A= 70.0 B= 60.0 C= 50.0 D= 40.0 E= 30.0



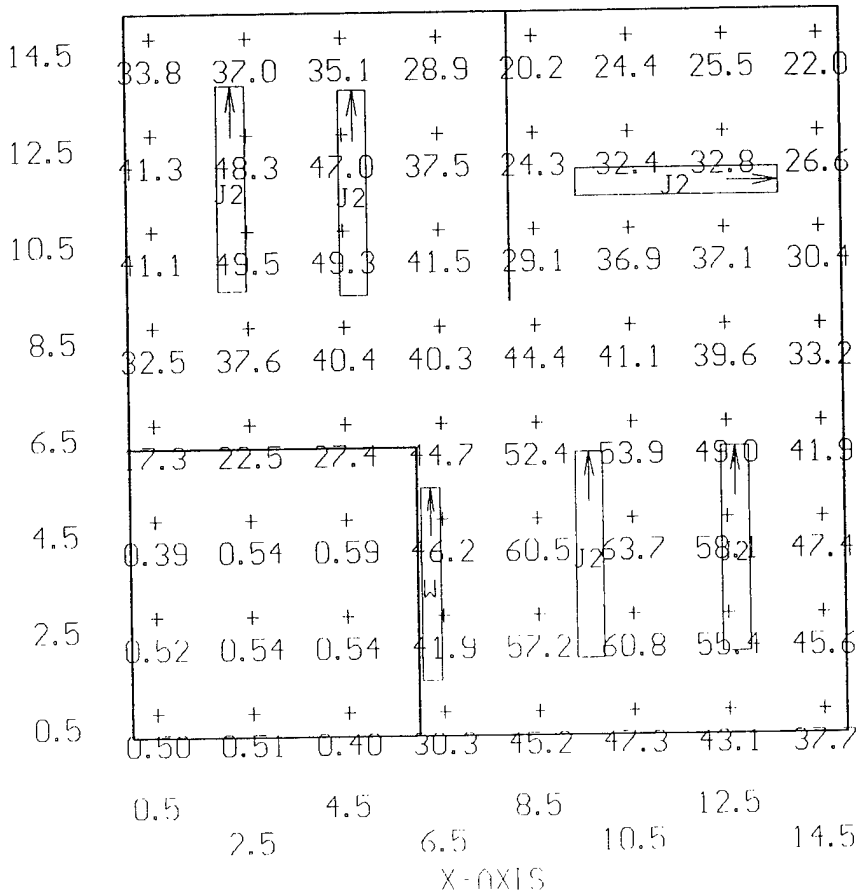
1.0 3.0 5.0 7.0 9.0 11.0
 X-AXIS

USI's LITE*PRO V2.27E Point-By-Point Numeric Output 09:18 30-Dec-94
 PROJECT: 51-420 AREA: ROOM 32 GRID: Ceiling
 Values are FC, SCALE: 1 IN= 4.0FT, HORZ GRID (U), HORZ CALC, Z= 2.5
 Computed in accordance with IES recommendations

+ MIN=0.39 MAX=63.7 AVE=34.3 AVE/MIN= 87.69 MAX/MIN= 162.85

J2 <5> = K9801X COLUMBIA LUN240-WL, (2) F40CW, LLF= 0.68
 W <1> = K8957 COLUMBIA W240-A, (2) F30T12/WW/RS, LLF= 0.60

Y-AXIS

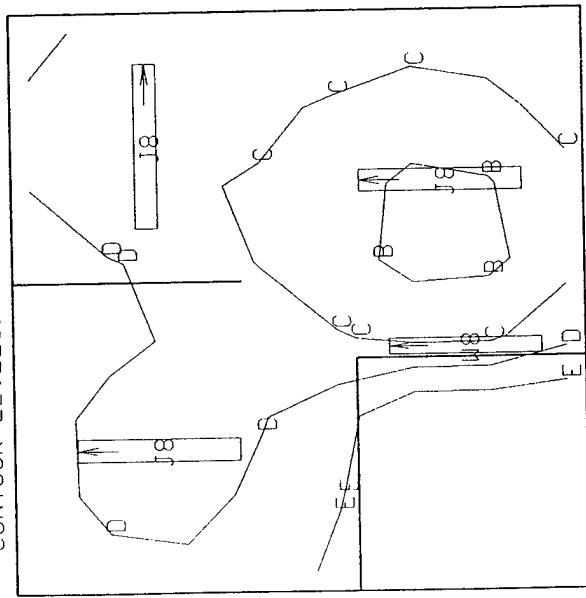


USI's LITE*PRO V2.27E Point-By-Point Numeric Output 14:57 10-Mar-95
PROJECT: 51-420 AREA: ROOM 32-N GRID: Ceiling
Values are FC, SCALE: 1 IN= 5.0FT, HORZ GRID (U), HORZ CALC, Z= 2.5
Computed in accordance with IES recommendations

+ MIN=0.25 MAX=43.2 AVE=21.4 AVE/MIN= 84.48 MAX/MIN= 170.48

J8 <3> = K9801X COLUMBIA LUN240-WL, <2> F032/35K, LLF= 0.66
W8 <1> = K8957 COLUMBIA W240-A, <2> F032/35K, LLF= 0.58

Y-AXIS CONTOUR LEVELS: A= 50.0 B= 40.0 C= 30.0 D= 20.0 E= 10.0



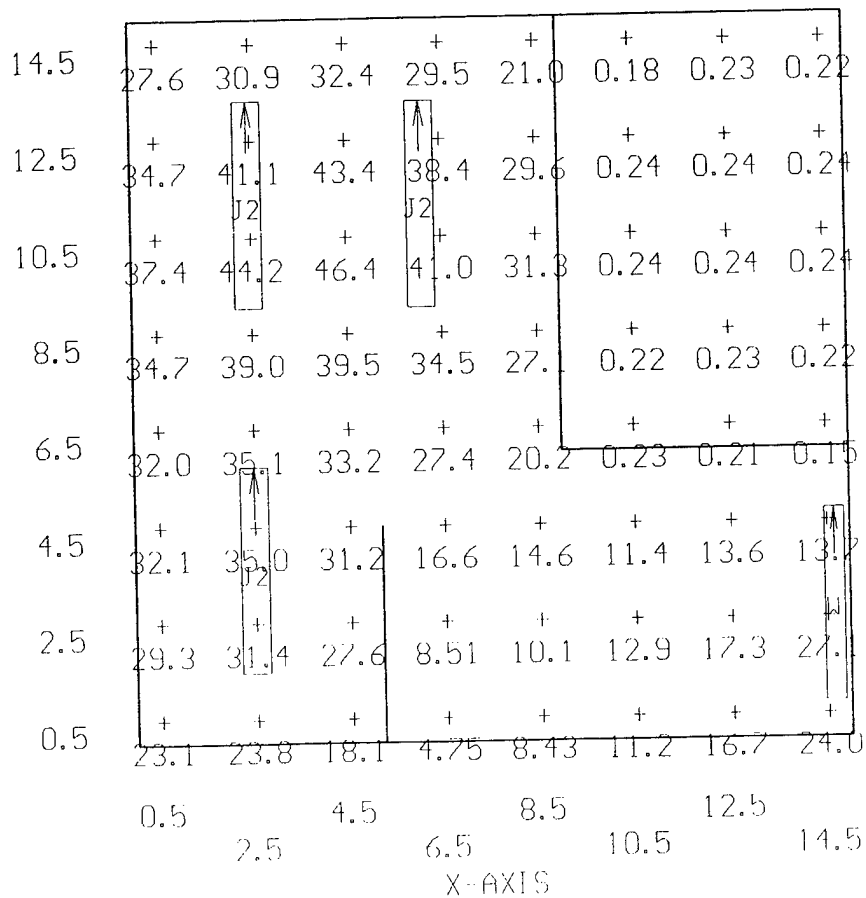
0.5 2.5 4.5 6.5 8.5 10.5 12.5 14.5
X-AXIS

USI's LITE*PRO V2.27E Point-By-Point Numeric Output 09:05 30-Dec-94
 PROJECT: 51-420 AREA: ROOM 30 GRID: Ceiling
 Values are FC, SCALE: 1 IN= 4.0FT, HORZ GRID (U), HORZ CALC, Z= 2.5
 Computed in accordance with IES recommendations

+ MIN=0.15 MAX=46.4 AVE=20.6 AVE/MIN= 129.47 MAX/MIN= 292.00

J2 <3> = K9801X COLUMBIA LUN240-WL, (2) F40CW, LLF= 0.68
 W <1> = K8957 COLUMBIA W240-A, (2) F30T12/WW/RS, LLF= 0.60

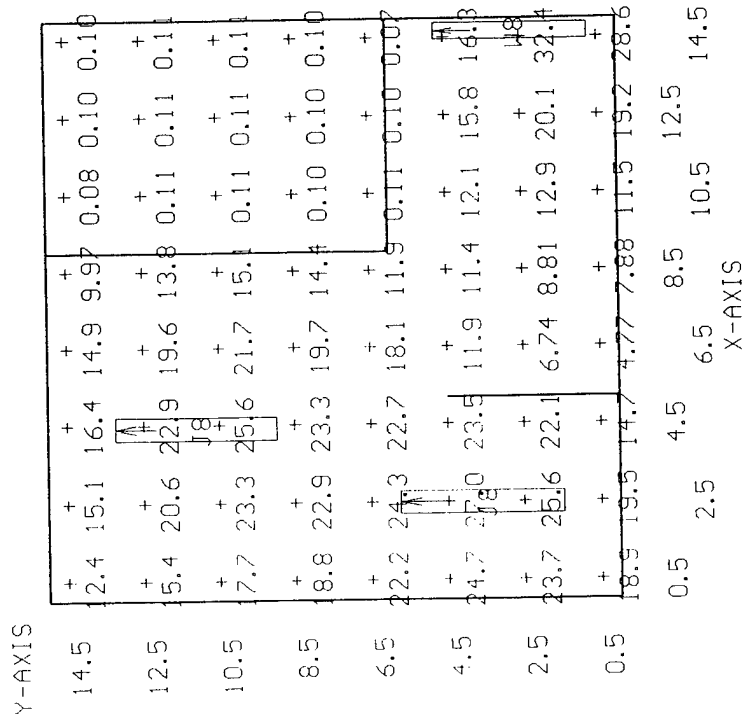
Y-AXIS



USI's LITE*PRO V2.27E Point-By-Point Numeric Output 15:00 10-Mar-95
 PROJECT: 51-420 AREA: ROOM 30-N GRID: Ceiling
 Values are FC, SCALE: 1 IN= 5.0FT, HORZ GRID (U), HORZ CALC, Z= 2.5
 Computed in accordance with IES recommendations

+ MIN=0.07 MAX=32.4 AVE=13.8 AVE/MIN= 183.11 MAX/MIN= 428.63

J8 <2> = K9801X COLUMBIA LUN240-WL, <2> F032/35K, LLF= 0.66
 W8 <1> = K8957 COLUMBIA W240-A, <2> F032/35K, LLF= 0.58




USI's LITE*PRO V2.27E Point-By-Point Numeric Output 09:31 30-Dec-94
 PROJECT: 51-420 AREA: ROOM 27 GRID: Ceiling
 Values are FC, SCALE: 1 IN= 4.0FT, HORZ GRID (U), HORZ CALC, Z= 2.5
 Computed in accordance with IES recommendations

+ MIN=23.2 MAX=133. AVE=69.8 AVE/MIN= 3.01 MAX/MIN= 5.72

F <4> = 9753 COLUMBIA 4PS2*-87-244, (4) F40CW, LLF= 0.68

Y-AXIS

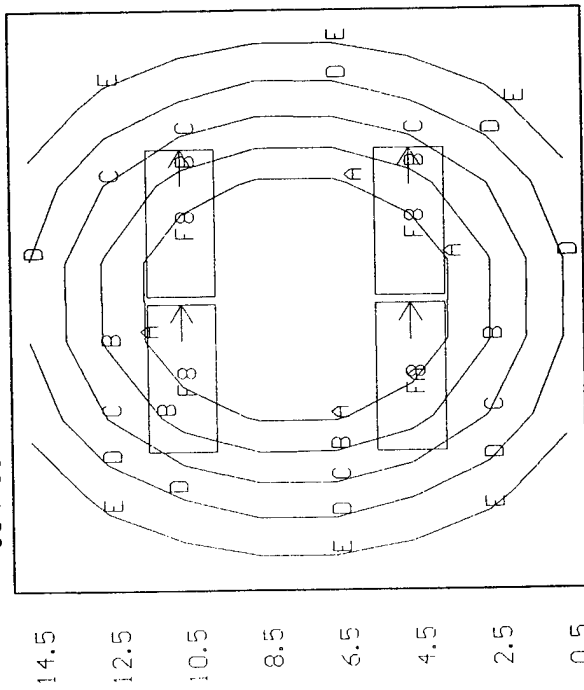


USI's LITE*PRO V2.27E Point-By-Point Numeric Output 15:03 10-Mar-95
PROJECT: 51-420 AREA: ROOM 27-N GRID: Ceiling
Values are FC, SCALE: 1 IN= 5.0FT, HORZ GRID (U), HORZ CALC, Z= 2.5
Computed in accordance with IES recommendations

+ MIN=14.1 MAX=88.4 AVE=44.5 AVE/MIN= 3.17 MAX/MIN= 6.28

F8 <4> = 9868 COLUMBIA T84PS2*-84-242-2EOCT, (2) F032/31K, LLF= 0.66

Y-AXIS CONTOUR LEVELS: A= 70.0 B= 60.0 C= 50.0 D= 40.0 E= 30.0




0.5 2.5 4.5 6.5 8.5 10.5 12.5 14.5
X-AXIS

USI's LITE*PRO V2.27E Point-By-Point Numeric Output 09:36 30-Dec-94
 PROJECT: 51-420 AREA: ROOM 25 GRID: Ceiling
 Values are FC, SCALE: 1 IN= 4.0FT, HORZ GRID (U), HORZ CALC, Z= 2.5
 Computed in accordance with IES recommendations

+ MIN=28.8 MAX=137. AVE=76.5 AVE/MIN= 2.65 MAX/MIN= 4.74

F <4> = 9753 COLUMBIA 4PS2*-87-244, (4) F40CW, LLF= 0.68

Y-AXIS



USI's LITE*PRO U2.27E Point-By-Point Numeric Output 15:10 10-Mar-95
 PROJECT: 51-420 AREA: ROOM 25-N GRID: Ceiling
 Values are FC, SCALE: 1 IN= 4.0FT, HORZ GRID (U), HORZ CALC, Z= 2.5
 Computed in accordance with IES recommendations

+ MIN=22.2 MAX=74.1 AVE=47.5 AVE/MIN= 2.13 MAX/MIN= 3.33

F8 <4> = 9868 COLUMBIA T84PS2*-84-242-2EOCT, <2> F032/31K, LLF= 0.66

Y-AXIS

14.5	+	22.2	+	29.5	+	33.4	+	34.4	+	33.4	+	29.5	+	22.2
12.5	+	31.8	+	43.8	+	50.7	+	52.1	+	50.7	+	43.8	+	31.8
10.5	+	39.3	+	56.3	+	65.0	+	65.0	+	65.0	+	56.3	+	39.3
8.5	+	44.5	+	62.7	+	72.3	+	74.1	+	72.3	+	62.7	+	44.5
6.5	+	44.5	+	62.7	+	72.3	+	74.1	+	72.3	+	62.7	+	44.5
4.5	+	39.3	+	56.3	+	65.0	+	65.0	+	65.0	+	56.3	+	39.3
2.5	+	31.8	+	43.8	+	50.7	+	52.1	+	50.7	+	43.8	+	31.8
0.5	+	22.2	+	29.5	+	33.4	+	34.4	+	33.4	+	29.5	+	22.2


1.0 3.0 5.0 7.0 9.0 11.0 13.0
 X-AXIS

USI's LITE*PRO V2.27E Point-By-Point Numeric Output 09:40 30-Dec-94
 PROJECT: 51-420 AREA: ROOM 23 GRID: Ceiling
 Values are FC, SCALE: 1 IN= 4.0FT, HORZ GRID (U), HORZ CALC, Z= 2.5
 Computed in accordance with IES recommendations

+ MIN=21.3 MAX=132. AVE=68.8 AVE/MIN= 3.24 MAX/MIN= 6.22

F <4> = 9753 COLUMBIA 4PS2*-87-244, <4> F40CW, LLF= 0.68

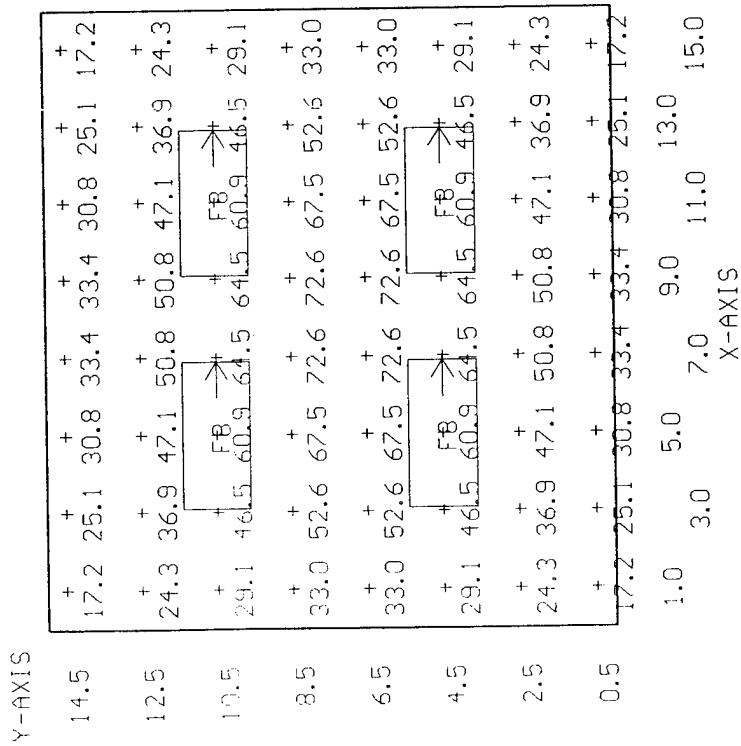
Y-AXIS



USI's LITE*PRO V2.27E Point-By-Point Numeric Output 15:12 10-Mar-95
 PROJECT: 51-420 AREA: ROOM 23-N GRID: Ceiling
 Values are FC, SCALE: 1 IN= 5.0FT, HORZ GRID (U), HORZ CALC, Z= 2.5
 Computed in accordance with IES recommendations

+ MIN=17.2 MAX=72.6 AVE=43.3 AVE/MIN= 2.51 MAX/MIN= 4.22

F8 <4> = 9868 COLUMBIA T84PS2*-84-242-2EOCT, <2> F032/31K, LLF= 0.66

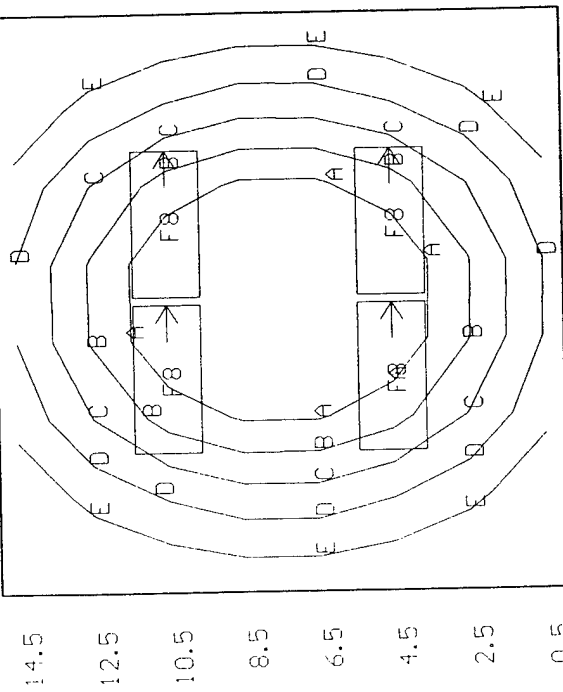


USI's LITE*PRO V2.27E Point-By-Point Numeric Output 15:04 10-Mar-95
PROJECT: 51-420 AREA: ROOM 21-N GRID: Ceiling
Values are FC, SCALE: 1 IN= 5.0FT, HORZ GRID (U), HORZ CALC, Z= 2.5
Computed in accordance with IES recommendations

+ MIN=14.1 MAX=88.4 AVE=44.5 AVE/MIN= 3.17 MAX/MIN= 6.28

F8 <4> = 9868 COLUMBIA T84PS2*-84-242-2E0CT, <2> F032/31K, LLF= 0.66

Y-AXIS CONTOUR LEVELS: A= 70.0 B= 60.0 C= 50.0 D= 40.0 E= 30.0




0.5 2.5 4.5 6.5 8.5 10.5 12.5 14.5
X-AXIS

USI's LITE*PRO V2.27E Point-By-Point Numeric Output 10:05 30-Dec-94
 PROJECT: 51-420 AREA: ROOM 22 GRID: Ceiling
 Values are FC, SCALE: 1 IN= 4.0FT, HORZ GRID (U), HORZ CALC, Z= 2.5
 Computed in accordance with IES recommendations

+ MIN=28.8 MAX=137. AVE=76.5 AVE/MIN= 2.65 MAX/MIN= 4.74

F <4> = 9753 COLUMBIA 4PS2*-87-244, <4> F40CW, LLF= 0.68

Y-AXIS



USI's LITE*PRO V2.27E Point-By-Point Numeric Output 15:15 10-Mar-95
 PROJECT: 51-420 AREA: ROOM 22-N GRID: Ceiling
 Values are FC, SCALE: 1 IN= 5.0FT, HORZ GRID (U), HORZ CALC, Z= 2.5
 Computed in accordance with IES recommendations

+ MIN=22.2 MAX=74.1 AVE=47.5 AVE/MIN= 2.13 MAX/MIN= 3.33

F8 <4> = 9868 COLUMBIA T84PS2*-84-242-2E0CT, (2) F032/31K, LLF= 0.66

Y-AXIS

14.5	+	22.2	+	29.5	+	33.4	+	34.4	+	33.4	+	29.5	+	22.2
12.5	+	31.8	+	43.8	+	50.7	+	52.1	+	50.7	+	43.8	+	31.8
10.5	+	39.3	+	56.3	+	65.0	+	65.5	+	65.0	+	56.3	+	39.3
8.5	+	44.5	+	52.7	+	72.3	+	74.1	+	72.3	+	52.7	+	44.5
6.5	+	44.5	+	62.7	+	72.3	+	74.1	+	72.3	+	62.7	+	44.5
4.5	+	39.3	+	56.3	+	65.0	+	65.5	+	65.0	+	56.3	+	39.3
2.5	+	31.8	+	43.8	+	50.7	+	52.1	+	50.7	+	43.8	+	31.8
0.5	+	22.2	+	29.5	+	33.4	+	34.4	+	33.4	+	29.5	+	22.2


1.0 3.0 5.0 7.0 9.0 11.0 13.0
 X-AXIS

USI's LITE*PRO V2.27E Point-By-Point Numeric Output 10:09 30-Dec-94
 PROJECT: 51-420 AREA: ROOM 20/24 GRID: Ceiling
 Values are FC, SCALE: 1 IN= 4.0FT, HORZ GRID (U), HORZ CALC, Z= 2.5
 Computed in accordance with IES recommendations

+ MIN=44.6 MAX=144. AVE=95.9 AVE/MIN= 2.15 MAX/MIN= 3.23

F <4> = 9753 COLUMBIA 4PS2*-87-244, (4) F40CW, LLF= 0.68

Y-AXIS

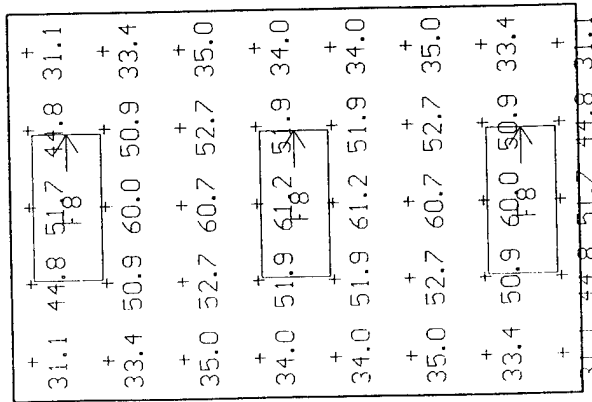


USI's LITE*PRO V2.27E Point-By-Point Numeric Output 15:17 10-Mar-95
 PROJECT: 51-420 AREA: ROOM 20/24-N GRID: Ceiling
 Values are FC, SCALE: 1 IN= 5.0FT, HORZ GRID (U), HORZ CALC, Z= 2.5
 Computed in accordance with IES recommendations

+ MIN=31.1 MAX=61.2 AVE=45.1 AVE/MIN= 1.45 MAX/MIN= 1.97

F8 <3> = 9858 COLUMBIA T84PS2*-84-242-2EOCT, <2> F032/31K, LLF= 0.66

Y-AXIS



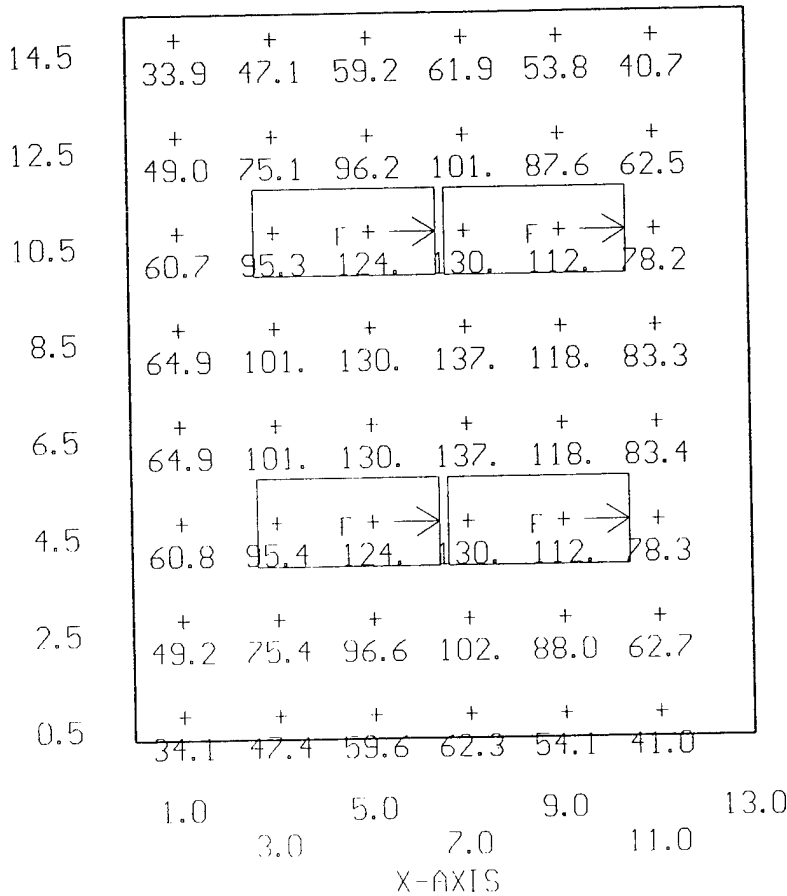
1.0 3.0 5.0 7.0 9.0
 X-AXIS

USI's LITE*PRO V2.27E Point-By-Point Numeric Output 10:16 30-Dec-94
 PROJECT: 51-420 AREA: ROOM 26 GRID: Ceiling
 Values are FC, SCALE: 1 IN= 4.0FT, HORZ GRID (U), HORZ CALC, Z= 2.5
 Computed in accordance with IES recommendations

+ MIN=33.9 MAX=137. AVE=83.5 AVE/MIN= 2.46 MAX/MIN= 4.04

F <4> = 9753 COLUMBIA 4PS2*-87-244, <4> F40CW, LLF= 0.68

Y-AXIS

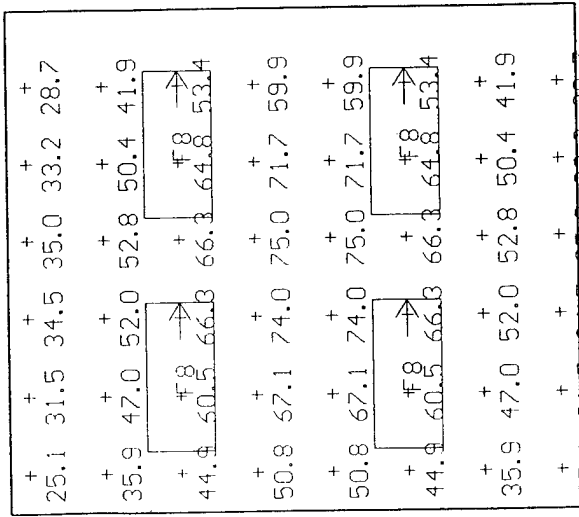


USI's LITE*DR0 V2.27E Point-By-Point Numeric Output 15:20 10-Mar-95
 PROJECT: 51-420 AREA: ROOM 26-N GRID: Ceiling
 Values are FC, SCALE: 1 IN= 5.0FT, HORZ GRID (U), HORZ CALC, Z= 2.5
 Computed in accordance with IES recommendations

+ MIN=25.1 MAX=75.0 AVE=50.9 AVE/MIN= 2.03 MAX/MIN= 2.99

F8 <4> = 9868 COLUMBIA T84PS2*-84-242-2E0CT, <2> F032/31K, LLF= 0.66

Y-AXIS




1.0 3.0 5.0 7.0 9.0 11.0 13.0
 X-AXIS

USI's LITE*PRO V2.27E Point-By-Point Numeric Output 10:38 30-Dec-94
 PROJECT: 51-420 AREA: ROOM 28 GRID: Ceiling
 Values are FC, SCALE: 1 IN= 4.0FT, HORZ GRID (U), HORZ CALC, Z= 2.5
 Computed in accordance with IES recommendations

+ MIN=25.3 MAX=92.2 AVE=60.7 AVE/MIN= 2.40 MAX/MIN= 3.65

F <4> = 9753 COLUMBIA 4PS2*-87-244, <4> F40CW, LLF= 0.68

Y-AXIS

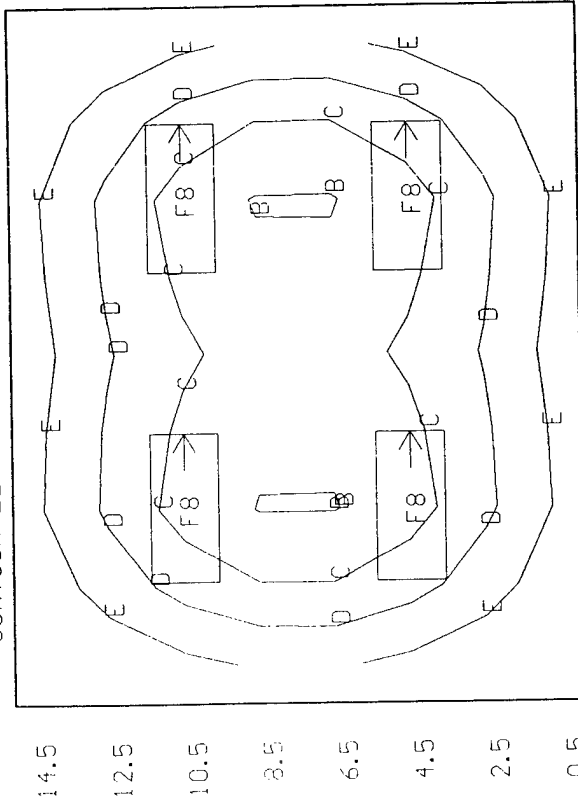


USI's LITE*PRO V2.27E Point-By-Point Numeric Output 15:21 10-Mar-95
PROJECT: 51-420 AREA: ROOM 28-N GRID: Ceiling
Values are FC, SCALE: 1 IN= 5.0FT, HORZ GRID (U), HORZ CALC, Z= 2.5
Computed in accordance with IES recommendations

+ MIN=15.8 MAX=60.6 AVE=38.8 AVE/MIN= 2.45 MAX/MIN= 3.82

F8 <4> = 9868 COLUMBIA T84PS2*-84-242-2E0CT, (2) F032/31K, LLF= 0.66

Y-AXIS CONTOUR LEVELS: A= 70.0 B= 60.0 C= 50.0 D= 40.0 E= 30.0




1.0 3.0 5.0 7.0 9.0 11.0 13.0 15.0 17.0
X-AXIS

USI's LITE*PRO V2.27E Point-By-Point Numeric Output 10:44 30-Dec-94
 PROJECT: 51-420 AREA: MEN'S ROOM GRID: Ceiling
 Values are FC, SCALE: 1 IN= 4.0FT, HORZ GRID (U), HORZ CALC, Z= 2.5
 Computed in accordance with IES recommendations

+ MIN=42.9 MAX=141. AVE=91.2 AVE/MIN= 2.13 MAX/MIN= 3.30

F <4> = 9753 COLUMBIA 4PS2*-87-244, (4) F40CW, LLF= 0.68

Y-AXIS



USI's LITE*PRO V2.27E Point-By-Point Numeric Output 15:25 10-Mar-95
 PROJECT: 51-420 AREA: MEN'S ROOM-N GRID: Ceiling
 Values are FC, SCALE: 1 IN= 5.0FT, HORZ GRID (U), HORZ CALC, Z= 2.5
 Computed in accordance with IES recommendations

+ MIN=11.4 MAX=55.3 AVE=29.5 AVE/MIN= 2.58 MAX/MIN= 4.83

F8 <2> = 9868 COLUMBIA T84PS2*-84-242-2E0CT, <2> F032/31K, LLF= 0.66

Y-AXIS

11.0	+	11.4	+	21.2	+	33.3	+	39.0	+	33.3	+	21.2	+	11.4
9.0	+	13.4	+	25.7	+	41.8	+	50.3	+	41.8	+	25.7	+	13.4
7.0	+	14.9	+	28.8	+	46.6	+	55.3	+	46.6	+	28.8	+	14.9
5.0	+	14.9	+	28.8	+	46.6	+	55.3	+	46.6	+	28.8	+	14.9
3.0	+	13.4	+	25.7	+	41.8	+	50.3	+	41.8	+	25.7	+	13.4
1.0	+	11.4	+	21.2	+	33.3	+	39.0	+	33.3	+	21.2	+	11.4


1.0 3.0 5.0 7.0 9.0 11.0 13.0
 X-AXIS

USI's LITE*PRO V2.27E Point-By-Point Numeric Output 10:59 30-Dec-94
 PROJECT: 51-420 AREA: WOMEN'S ROOM GRID: Ceiling
 Values are FC, SCALE: 1 IN= 4.0FT, HORZ GRID (U), HORZ CALC, Z= 2.5
 Computed in accordance with IES recommendations

+ MIN=0.00 MAX=109. AVE=37.0 AVE/MIN=N/A MAX/MIN=N/A

F <2> = 9753 COLUMBIA 4PS2*-87-244, <4> F40CW, LLF= 0.68
 L3 <1> = K7990 COLUMBIA CSR240, <2> F40CW/WM, LLF= 0.68
 W <1> = K8957 COLUMBIA W240-A, <2> F30T12/WW/RS, LLF= 0.60

Y-AXIS



USI's LITE*PRO V2.27E Point-By-Point Numeric Output 15:28 10-Mar-95
 PROJECT: 51-420 AREA: WOMEN'S ROOM-N GRID: Ceiling
 Values are FC, SCALE: 1 IN= 6.0FT, HORZ GRID (U), HORZ CALC, Z= 2.5
 Computed in accordance with IES recommendations

+ MIN=0.00 MAX=41.5 AVE=21.1 AVE/MIN=N/A MAX/MIN=N/A

F8 <1> = 9868 COLUMBIA T84PS2*-84-242-2EOCT, (2) F032/31K, LLF= 0.66
 L8 <1> = K7990 COLUMBIA CSR240, (2) F032/35K, LLF= 0.66
 W8 <1> = K8957 COLUMBIA W240-A, (2) F032/35K, LLF= 0.58

Y-AXIS

18.5	29.5	35.0	34.4	33.4	30.9	24.5	18.2
16.5	29.4	35.8	39.1	41.3	39.4	30.6	20.6
14.5	23.3	29.2	35.3	40.7	40.1	31.1	20.1
12.5	16.7	23.2	28.2	32.7	32.0	26.0	17.5
10.5	9.64	6.95	11.6	18.5	22.6	20.0	12.5
8.5	6.59	9.16	17.1	28.2	34.8	30.4	19.9
6.5	0.00	0.00	19.5	32.8	41.5	35.6	22.5
4.5	0.00	0.00	17.0	27.1	33.2	29.1	19.0
2.5	0.00	0.00	10.3	17.0	20.8	18.4	11.9
0.5	0.00	0.00	5.21	7.14	8.21	7.57	5.56


1.0 3.0 5.0 7.0 9.0 11.0 13.0
 X-AXIS

USI's LITE*PRO V2.27E Point-By-Point Numeric Output 11:13 30-Dec-94
 PROJECT: 51-420 AREA: COPIER ROOM GRID: Ceiling
 Values are FC, SCALE: 1 IN= 4.0FT, HORZ GRID (U), HORZ CALC, Z= 2.5
 Computed in accordance with IES recommendations

+ MIN=15.4 MAX=31.9 AVE=23.1 AVE/MIN= 1.50 MAX/MIN= 2.07

L2 <2> = 10366 COLUMBIA KL340-SOLID, (3) F40CW, LLF= 0.34

Y-AXIS



USI's LITE*PRO V2.27E Point-By-Point Numeric Output 15:31 10-Mar-95
 PROJECT: 51-420 AREA: COPIER ROOM-N GRID: Ceiling
 Values are FC, SCALE: 1 IN= 5.0FT, HORZ GRID (U), HORZ CALC, Z= 2.5
 Computed in accordance with IES recommendations

+ MIN=21.1 MAX=41.3 AVE=30.4 AVE/MIN= 1.44 MAX/MIN= 1.96

L8 <2> = K7990 COLUMBIA CSR240, <2> F032/35K, LLF= 0.66

V-AXIS

14.5	+	21.1	+	27.2	+	30.5	+	28.0	+	22.0
12.5	+	24.0	+	33.6	+	39.1	+	34.7	+	25.1
10.5	+	25.4	+	35.5	+	41.3	+	36.6	+	26.5
8.5	+	25.2	+	33.6	+	38.1	+	34.5	+	26.2
6.5	+	25.2	+	33.6	+	38.1	+	34.4	+	26.2
4.5	+	25.4	+	35.6	+	41.3	+	36.6	+	26.5
2.5	+	24.0	+	33.7	+	39.2	+	34.8	+	25.2
0.5	+	21.2	+	27.3	+	30.7	+	28.1	+	22.1


1.0 3.0 5.0 7.0 9.0
 X-AXIS

USI's LITE*PRO V2.27E Point-By-Point Numeric Output 11:23 30-Dec-94
 PROJECT: 51-420 AREA: ROOM 5 GRID: Ceiling
 Values are FC, SCALE: 1 IN= 4.0FT, HORZ GRID (U), HORZ CALC, Z= 2.5
 Computed in accordance with IES recommendations

+ MIN=36.9 MAX=120. AVE=81.9 AVE/MIN= 2.22 MAX/MIN= 3.25

F <6> = 9753 COLUMBIA 4PS2*-87-244, (4) F40CW, LLF= 0.68

Y-AXIS

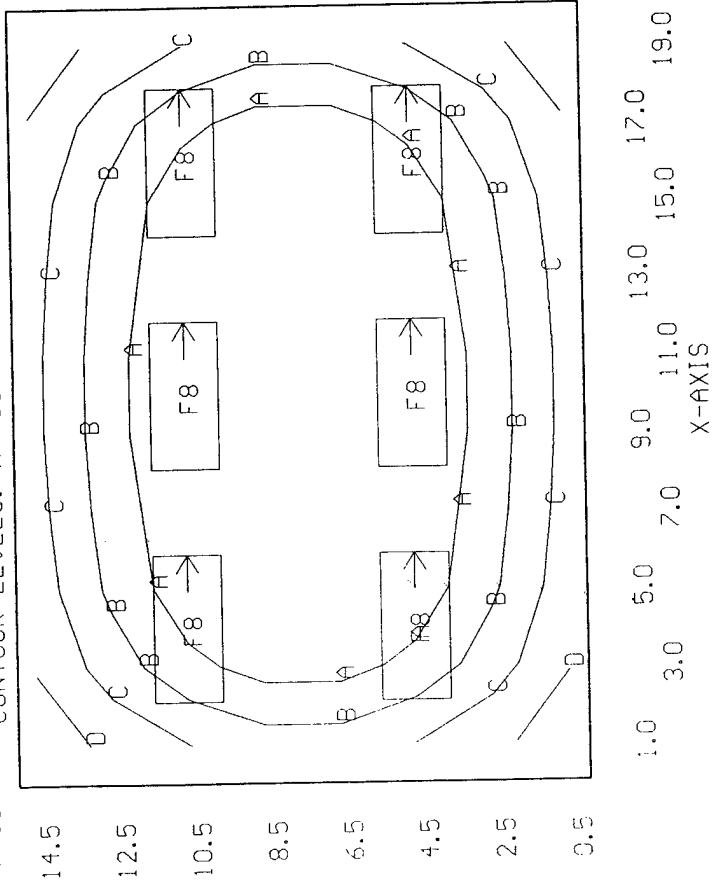


USI's LITE*PRO V2.27E Point-By-Point Numeric Output 15:37 10-Mar-95
PROJECT: 51-420 AREA: ROOM 5-N GRID: Ceiling
Values are FC, SCALE: 1 IN= 5.0FT, HORZ GRID (U), HORZ CALC, Z= 2.5
Computed in accordance with IES recommendations

+ MIN=23.4 MAX=79.1 AVE=52.2 AVE/MIN= 2.23 MAX/MIN= 3.37

F8 <6> = 9868 COLUMBIA T84PS2*-84-242-2E0CT, <2> F032/31K, LLF= 0.66

CONTOUR LEVELS: A= 60.0 B= 50.0 C= 40.0 D= 30.0 E= 20.0




USI's LITE*PRO V2.27E Point-By-Point Numeric Output 11:26 30-Dec-94
 PROJECT: 51-420 AREA: ROOM 3 GRID: Ceiling
 Values are FC, SCALE: 1 IN= 4.0FT, HORZ GRID (U), HORZ CALC, Z= 2.5
 Computed in accordance with IES recommendations

+ MIN=28.0 MAX=121. AVE=82.1 AVE/MIN= 2.93 MAX/MIN= 4.33

F <6> = 9753 COLUMBIA 4PS2*-87-244, (4) F40CW, LLF= 0.68

Y-AXIS

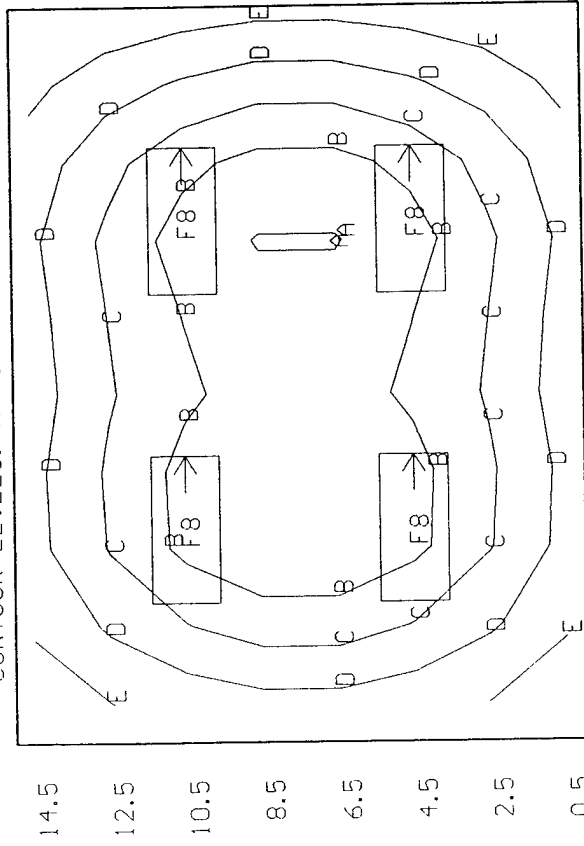


USI's LITE*PRO V2.27E Point-By-Point Numeric Output 15:40 10-Mar-95
PROJECT: 51-420 AREA: ROOM 3-N GRID: Ceiling
Values are FC, SCALE: 1 IN= 5.0FT, HORZ GRID (U), HORZ CALC, Z= 2.5
Computed in accordance with IES recommendations

+ MIN=8.31 MAX=60.6 AVE=35.7 AVE/MIN= 4.30 MAX/MIN= 7.29

F8 <4> = 9868 COLUMBIA T84PS2*-84-242-2E0CT, (2) F032/31K, LLF= 0.66

Y-AXIS CONTOUR LEVELS: A= 60.0 B= 50.0 C= 40.0 D= 30.0 E= 20.0




1.0 3.0 5.0 7.0 9.0 11.0 13.0 15.0 17.0 19.0
X-AXIS

USI's LITE*PRO V2.27E Point-By-Point Numeric Output 11:29 30-Dec-94
 PROJECT: 51-420 AREA: ROOM 1 GRID: Ceiling
 Values are FC, SCALE: 1 IN= 4.0FT, HORZ GRID (U), HORZ CALC, Z= 2.5
 Computed in accordance with IES recommendations

+ MIN=36.9 MAX=120. AVE=81.9 AVE/MIN= 2.22 MAX/MIN= 3.25

F <6> = 9753 COLUMBIA 4PS2*-87-244, <4> F40CW, LLF= 0.68

Y-AXIS

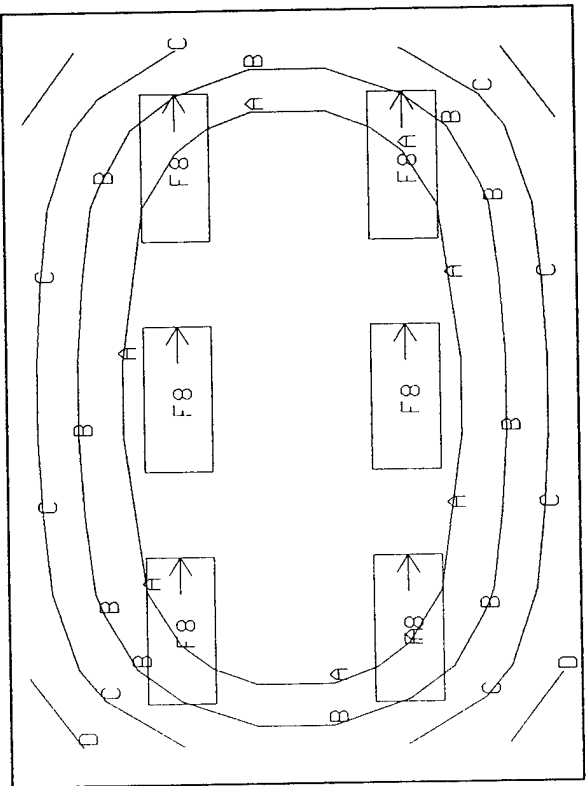


USI's LITE*PRO V2.27E Point-By-Point Numeric Output 15:46 10-Mar-95
PROJECT: 51-420 AREA: ROOM 1-N GRID: Ceiling
Values are FC, SCALE: 1 IN= 5.0FT, HORZ GRID (U), HORZ CALC, Z= 2.5
Computed in accordance with IES recommendations

+ MIN=23.4 MAX=79.1 AVE=52.2 AVE/MIN= 2.23 MAX/MIN= 3.37

F8 <6> = 9868 COLUMBIA T84PS2*-84-242-2E0CT, <2> F032/31K, LLF= 0.66

CONTOUR LEVELS: A= 60.0 B= 50.0 C= 40.0 D= 30.0 E= 20.0




USI's LITE*PRO V2.27E Point-By-Point Numeric Output 11:35 30-Dec-94
 PROJECT: 51-420 AREA: ROOM 2 GRID: Ceiling
 Values are FC, SCALE: 1 IN= 4.0FT, HORZ GRID (U), HORZ CALC, Z= 2.5
 Computed in accordance with IES recommendations

+ MIN=13.0 MAX=81.9 AVE=39.4 AVE/MIN= 3.02 MAX/MIN= 6.28

F <2> = 9753 COLUMBIA 4PS2*-87-244, <4> F40CW, LLF= 0.68

Y-AXIS



USI's LITE*PRO V2.27E Point-By-Point Numeric Output 15:59 10-Mar-95
 PROJECT: 51-420A AREA: ROOM 2-N GRID: Ceiling
 Values are FC, SCALE: 1 IN= 5.0FT, HCRZ GRID (U), HORZ CALC, Z= 2.5
 Computed in accordance with IES recommendations

+ MIN=7.75 MAX=54.3 AVE=25.2 AVE/MIN= 3.26 MAX/MIN= 7.00

F8 <2> = 9868 COLUMBIA T84PS2*-84-242-2EJCT, <2> F032/31K, LLF= 0.66

Y-AXIS

14.5	7.91	13.2	20.9	24.6	21.1	13.5	8.08
12.5	0.9	20.1	31.5	37.3	31.9	20.6	11.2
10.5	2.9	24.7	40.4	49.2	41.0	25.3	13.8
8.5	4.2	27.7	45.4	54.3	46.0	28.4	14.6
6.5	4.1	27.6	45.3	54.2	45.9	28.4	14.5
4.5	2.8	24.5	40.1	48.8	40.7	25.1	13.2
2.5	0.8	19.9	31.0	36.7	31.4	20.3	11.1
0.5	7.75	12.9	20.4	24.0	20.6	13.2	7.93


0.5 2.5 4.5 6.5 8.5 10.5 12.5
 X-AXIS

USI's LITE*PRO V2.27E Point-By-Point Numeric Output 11:42 30-Dec-94
 PROJECT: 51-420 AREA: ROOM 4 GRID: Ceiling
 Values are FC, SCALE: 1 IN= 4.0FT, HORZ GRID (U), HORZ CALC, Z= 2.5
 Computed in accordance with IES recommendations

+ MIN=38.2 MAX=121. AVE=83.1 AVE/MIN= 2.17 MAX/MIN= 3.16

F <6> = 9753 COLUMBIA 4PS2*-87-244, <4> F40CW, LLF= 0.68

Y-AXIS



USI's LITE*PRO V2.27E Point-By-Point Numeric Output 16:02 10-Mar-95
 PROJECT: 51-420A AREA: ROOM 4-N GRID: Ceiling
 Values are FC, SCALE: 1 IN= 5.0FT, HORZ GRID (U), HORZ CALC, Z= 2.5
 Computed in accordance with IES recommendations

+ MIN=12.5 MAX=60.2 AVE=36.1 AVE/MIN= 2.90 MAX/MIN= 4.83

F8 <4> = 9868 COLUMBIA T84PS2*-84-242-2E0CT, <2> F032/31K, LLF= 0.66

Y-AXIS

14.5	+	2.5	19.3	26.0	28.0	25.9	25.9	28.0	26.0	+	19.3	12.5
12.5	+	7.3	28.5	39.0	41.8	39.4	39.4	41.8	39.0	+	28.5	17.3
10.5	+	20.5	35.3	50.3	54.0	49.0	49.0	54.0	50.3	+	35.3	20.5
8.5	+	23.0	40.1	56.4	60.2	55.2	55.2	60.2	56.4	+	40.1	23.0
6.5	+	23.0	40.1	56.4	60.2	55.2	55.2	60.2	56.4	+	40.1	23.0
4.5	+	20.5	35.3	50.3	54.0	49.0	49.0	54.0	50.3	+	35.3	20.5
2.5	+	7.3	28.5	39.0	41.8	39.4	39.4	41.8	39.0	+	28.5	17.3
0.5	+	12.5	19.3	26.0	28.0	25.9	25.9	28.0	26.0	+	19.3	12.5


X-AXIS

USI's LITE*PRO V2.27E Point-By-Point Numeric Output 11:54 30-Dec-94
 PROJECT: 51-420 AREA: ROOMS 6/8/10 GRID: Ceiling
 Values are FC, SCALE: 1 IN= 4.0FT, HORZ GRID (U), HORZ CALC, Z= 2.5
 Computed in accordance with IES recommendations

+ MIN=27.8 MAX=110. AVE=68.7 AVE/MIN= 2.47 MAX/MIN= 3.94

F <12> = 9753 COLUMBIA 4PS2*-87-244, (4) F40CW, LLF= 0.68

Y-AXIS

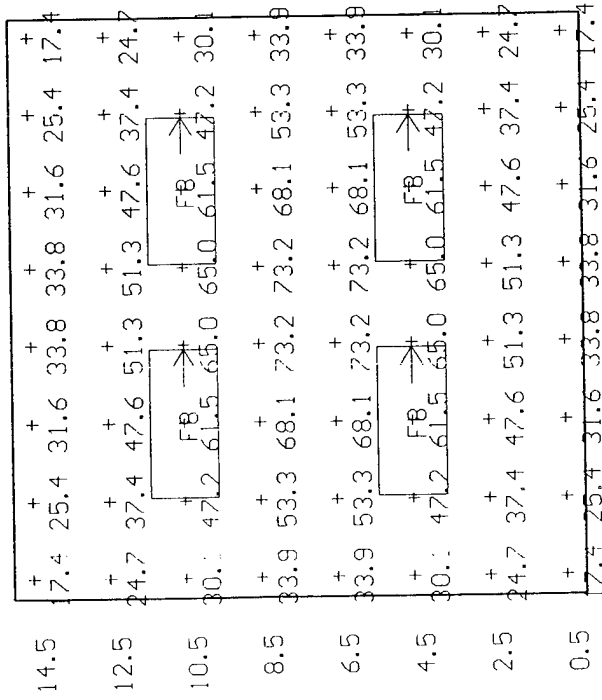


USI's LITE*PRO V2.27E Point-By-Point Numeric Output 16:04 10-Mar-95
 PROJECT: 51-420A AREA: ROOMS 6/8/10-N GRID: Ceiling
 Values are FC, SCALE: 1 IN= 5.0FT, HORZ GRID (U), HORZ CALC, Z= 2.5
 Computed in accordance with IES recommendations

+ MIN=17.4 MAX=73.2 AVE=43.8 AVE/MIN= 2.51 MAX/MIN= 4.19

F8 <12> = 9868 COLUMBIA T84PS2*-84-242-2E0CT, (2) F032/31K, LLF= 0.66

Y-AXIS




0.5 2.5 4.5 5.5 8.5 10.5 12.5 14.5
 X-AXIS

USI's LITE*PRO V2.27E Point-By-Point Numeric Output 13:24 30-Dec-94
 PROJECT: 51-420 AREA: ROOM 9 GRID: Ceiling
 Values are FC, SCALE: 1 IN= 4.0FT, HORZ GRID (U), HORZ CALC, Z= 2.5
 Computed in accordance with IES recommendations

+ MIN=13.3 MAX=81.9 AVE=39.4 AVE/MIN= 2.97 MAX/MIN= 6.16

F <2> = 9753 COLUMBIA 4PS2*-87-244, <4> F40CW, LLF= 0.68

Y-AXIS

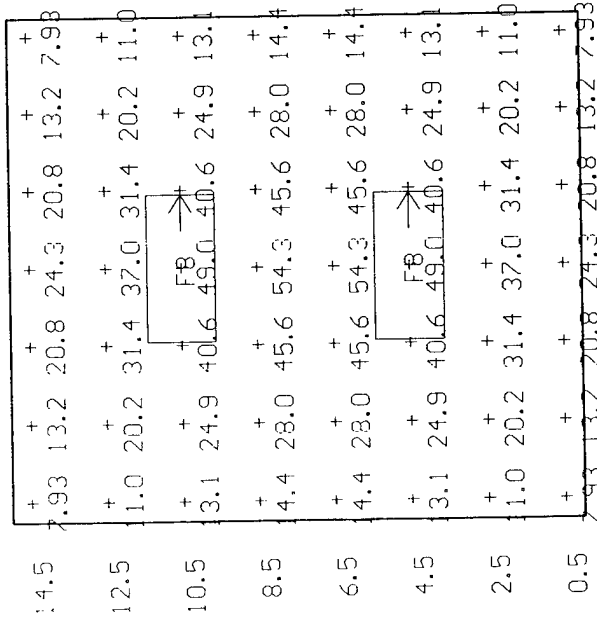


USI's LITE*PRO V2.27E Point-By-Point Numeric Output 16:05 10-Mar-95
 PROJECT: 51-420A AREA: ROOM 9-N GRID: Ceiling
 Values are FC, SCALE: 1 IN= 5.0FT, HCRZ GRID (U), HORZ CALC, Z= 2.5
 Computed in accordance with IES recommendations

+ MIN=7.93 MAX=54.3 AVE=25.2 AVE/MIN= 3.18 MAX/MIN= 6.84

F8 <2> = 9868 COLUMBIA T84PS2*-84-242-2EJCT, <2> F032/31K, LLF= 0.66

Y-AXIS



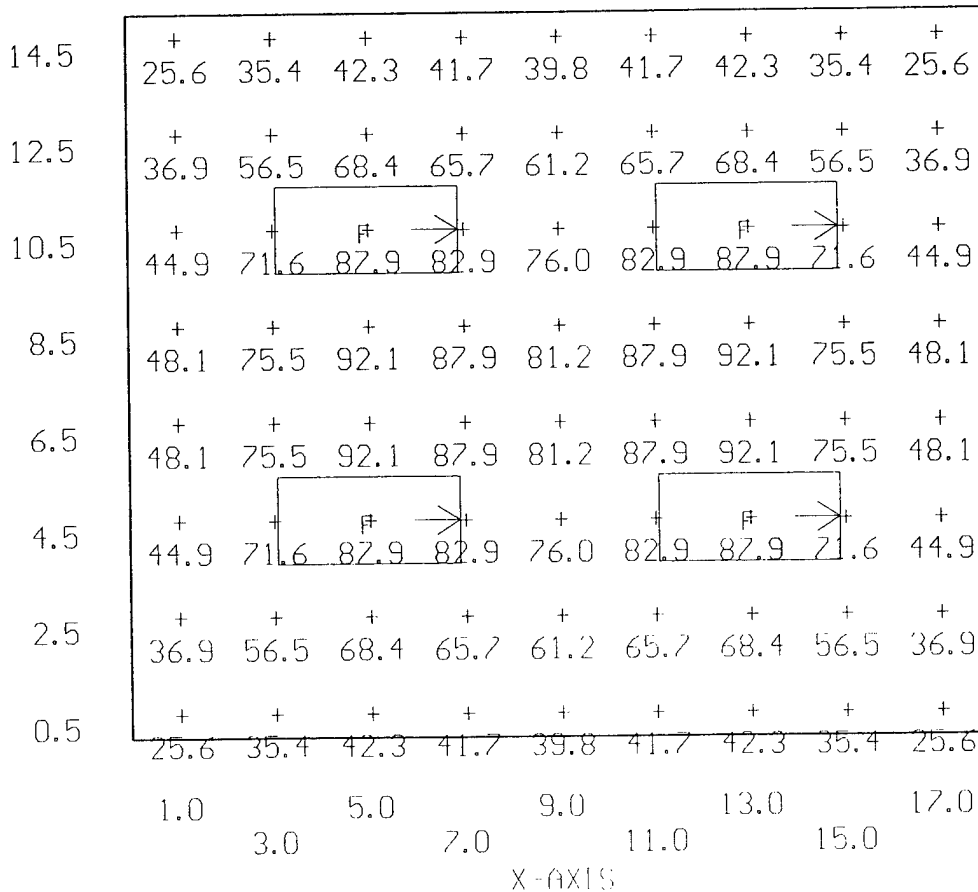
0.5 2.5 4.5 6.5 8.5 10.5 12.5
 X-AXIS

USI's LITE*PRO V2.27E Point-By-Point Numeric Output 13:33 30-Dec-94
 PROJECT: 51-420 AREA: ROOM 12 GRID: Ceiling
 Values are FC, SCALE: 1 IN= 4.0FT, HORZ GRID (U), HORZ CALC, Z= 2.5
 Computed in accordance with IES recommendations

+ MIN=25.6 MAX=92.1 AVE=60.7 AVE/MIN= 2.37 MAX/MIN= 3.59

F <4> = 9753 COLUMBIA 4PS2*-87-244, <4> F40CW, LLF= 0.68

Y-AXIS

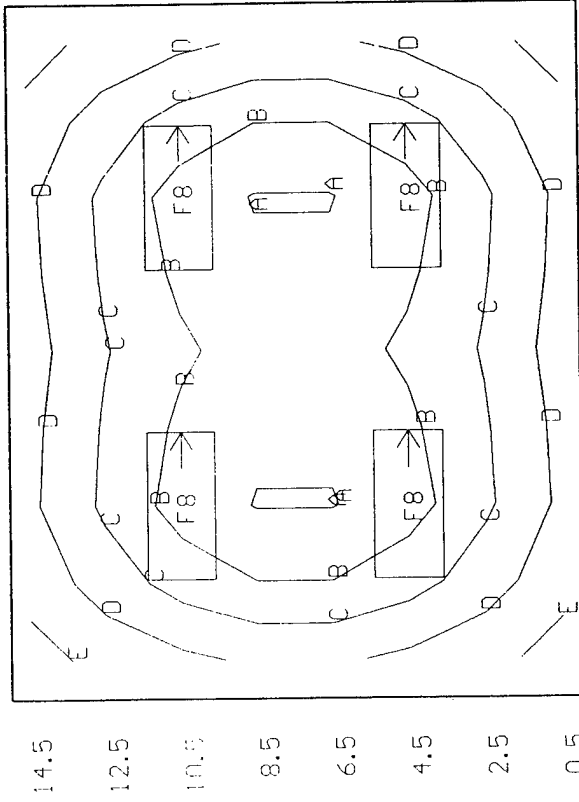


USI's LITE*PRO V2.27E Point-By-Point Numeric Output 16:07 10-Mar-95
PROJECT: 51-420A AREA: ROOM 12-N GRID: Ceiling
Values are FC, SCALE: 1 IN= 5.0FT, HORZ GRID (U), HORZ CALC, Z= 2.5
Computed in accordance with IES recommendations

+ MIN=16.1 MAX=60.5 AVE=38.8 AVE/MIN= 2.41 MAX/MIN= 3.76

F8 <4> = 9868 COLUMBIA T84PS2*-84-242-2E0CT, <2> F032/31K, LLF= 0.66

Y-AXIS CONTOUR LEVELS: A= 60.0 B= 50.0 C= 40.0 D= 30.0 E= 20.0



1.0 3.0 5.0 7.0 9.0 11.0 13.0 15.0 17.0
X-AXIS

USI's LITE*PRO V2.27E Point-By-Point Numeric Output 16:09 10-Mar-95
 PROJECT: 51-420A AREA: ROOM 11-N GRID: Ceiling
 Values are FC, SCALE: 1 IN= 5.0FT, HORZ GRID (U), HORZ CALC, Z= 2.5
 Computed in accordance with IES recommendations

+ MIN=16.9 MAX=60.9 AVE=39.2 AVE/MIN= 2.32 MAX/MIN= 3.61

F8 <4> = 9868 COLUMBIA T84PS2*-84-242-2E0CT, <2> F032/31K, LLF= 0.66

Y-AXIS

14.5	+	6.9	24.2	28.3	27.5	25.8	27.5	28.3	24.2	16.9	+
12.5	+	23.8	35.3	42.3	41.3	39.5	41.3	42.3	35.3	23.8	+
10.5	+	28.5	44.5	54.8	52.3	48.5	52.3	54.8	44.5	28.5	+
8.5	+	32.4	50.3	60.9	58.6	54.7	58.6	60.9	50.3	32.4	+
6.5	+	32.4	50.3	60.9	58.6	54.7	58.6	60.9	50.3	32.4	+
4.5	+	28.5	44.5	54.8	52.3	48.5	52.3	54.8	44.5	28.5	+
2.5	+	23.8	35.3	42.3	41.3	39.5	41.3	42.3	35.3	23.8	+
0.5	+	16.9	24.2	28.3	27.5	25.8	27.5	28.3	24.2	16.9	+
		0.5	2.5	4.5	6.5	8.5	10.5	12.5	14.5	16.5	

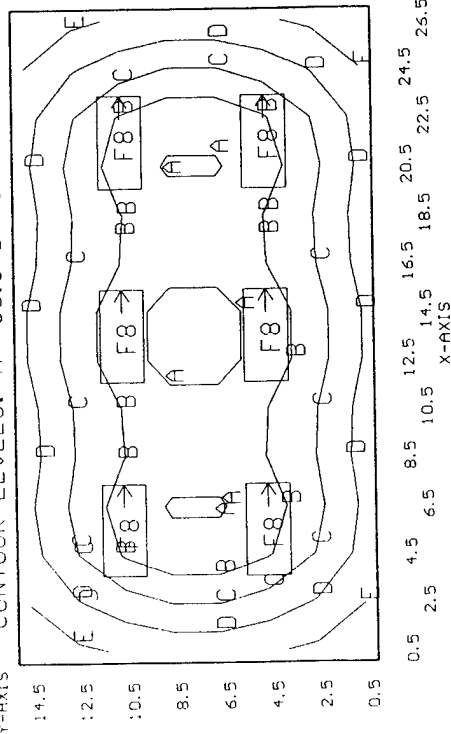
X-AXIS

USI's LITE*PRO V2.27E Point-By-Point Numeric Output 16:11 10-Mar-95
 PROJECT: 51-420A AREA: ROOM 14-N GRID: Ceiling
 Values are FC, SCALE: 1 IN= 8.0FT, HORZ GRID (U), HORZ CALC, Z= 2.5
 Computed in accordance with IES recommendations

- MIN=13.3 MAX=63.3 AVE=39.4 AVE/MIN= 2.95 MAX/MIN= 4.74

F8 <6> = 9868 COLUMBIA T84PS2*-84-242-2E0CT, <2> F032/31K, LLF= 0.66

CONTOUR LEVELS: A= 60.0 B= 50.0 C= 40.0 D= 30.0 E= 20.0




USI's LITE*PRO V2.27E Point-By-Point Numeric Output 13:49 30-Dec-94
 PROJECT: 51-420 AREA: ROOM 13 GRID: Ceiling
 Values are FC, SCALE: 1 IN= 4.0FT, HORZ GRID (U), HORZ CALC, Z= 2.5
 Computed in accordance with IES recommendations

+ MIN=20.2 MAX=90.8 AVE=55.9 AVE/MIN= 2.77 MAX/MIN= 4.49

F <4> = 9753 COLUMBIA 4PS2*-87-244, (4) F40CW, LLF= 0.68

Y-AXIS

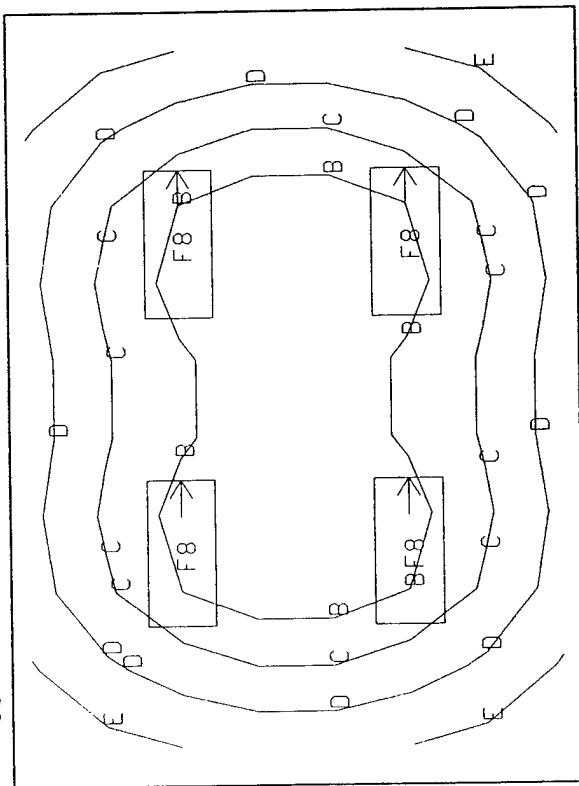


USI's LITE*PRO V2.2ZE Point-By-Point Numeric Output 16:13 10-Mar-95
PROJECT: 51-420A AREA: ROOM 13-N GRID: Ceiling
Values are FC, SCALE: 1 IN= 5.0FT, HORZ GRID (U), HORZ CALC, Z= 2.5
Computed in accordance with IES recommendations

+ MIN=12.3 MAX=59.9 AVE=35.7 AVE/MIN= 2.91 MAX/MIN= 4.89

F8 <4> = 9868 COLUMBIA T84PS2*-84-242-2EOCT, (2) F032/31K, LLF= 0.66

Y-AXIS CONTOUR LEVELS: A= 60.0 B= 50.0 C= 40.0 D= 30.0 E= 20.0



1.0 3.0 5.0 7.0 9.0 11.0 13.0 15.0 17.0 19.0
X-AXIS

Bldg 51-430 Summary

Present System				Replacement System					
Fixture Type	Watts/ Fixture	Number Fixtures	Total Watts	Fixture Type	Watts/ Fixture	Number Fixtures	Total Watts		
F	166	17	2,822	F8	59	17	1,003		
G	84	4	336	H8	105	8	840		
H	138	8	1,104	CF	23	4	92		
X2	75	2	150						
X3	60	2	120						
Totals			33	4,532	Totals			29	1,935

Reynolds, Smith & Hills, Inc.
 4651 Salisbury Road
 Jacksonville, FL 32256
 Buildings Engineering

Luminaire Fixture Schedule
 Generated by LitePro V2.27E
 Provided and supported by USI Lighting, Inc.
 Filename: 51-430 Type: Indoor

Luminaire Fixture Schedule / **PRESENT**

Project name: Lighting Survey - PBA Bldg 51-430
 Prepared for: Corps of Engineers
 Prepared by: C. Warren

Project #6941331
 Date: 6-Jan-95
 UPD: 2.7W/Sq.Ft

TYPE	DESCRIPTION	LAMP/BALLAST	V/W	QTY	REMARKS
F	2X4 4L FLUSH STATIC TROFFER LENS- .125" POLARIZED PATT.12 COLUMBIA 4PS2*-87-244	F40CW ESB	000 - 166	17	
G	2X4 2L FLUSH STATIC TROFFER LENS-PRISMATIC ACRYLIC PATT-12 COLUMBIA 4PS2*-52-242	F40CW ESB	000 - 84	4	
H	4"X8'2L EMBOSSSED SURFACE STRIP OPEN BOTTOM- NO SHIELDING COLUMBIA CS296	F96T12/CW/WM STD	000 - 138	8	
X2	5"RECESS ROUND DOWNLIGHT, LOWER OPEN- CLEAR ALZAK REFLECTOR PRESCOLITE 1222-262	75A19/SW NA	000 - 75	2	
X3	5"RECESS ROUND DOWNLIGHT, LOWER OPEN- CLEAR ALZAK REFLECTOR PRESCOLITE 1222-262	60A19/IF NA	000 - 60	2	

NOTES:

51-430 Schedule

Reynolds, Smith & Hills, Inc.
4651 Salisbury Road
Jacksonville, FL 32256
Buildings Engineering

Luminaire Fixture Schedule
Generated by LitePro V2.27E
Provided and supported by USI Lighting, Inc.
Filename: 51-430 Type: Indoor

Luminaire Fixture Schedule / PROPOSED

Project name: Lighting Survey - PBA Bldg 51-430
Prepared for: Corps of Engineers
Prepared by: C. Warren

Project #6941331
Date: 10-Mar-95
UPD: 1.2W/Sq.Ft

TYPE	DESCRIPTION	LAMP/BALLAST	V/W	QTY	REMARKS
CF	8"1L(VERT) RECESS RND.DOWNLITE OPEN - CLR.REFL. W/ BLK.BAFFLE PRESCOLITE CF122518-B462	F18DTT/27K STD	000 - 23	4	
F8	2X4 2L FLUSH STATIC TROFFER LENS-PRISMATIC ACRYLIC PATT-19 COLUMBIA T84PS2*-84-242-2EOCT	FO32/31K EOCT	000 - 59	17	
H8	4"X8'2L EMBOSSSED SURFACE STRIP OPEN BOTTOM- NO SHIELDING COLUMBIA CS296	FO96/735 EOCT	000 - 105	8	

NOTES:

Reynolds, Smith & Hills, Inc.
 4651 Salisbury Road
 Jacksonville, FL 32256
 Buildings Engineering

Project Area Summary
 Generated by LitePro V2.27E
 Provided and supported by USI Lighting, Inc.
 Filename: 51-430 Type: Indoor

Project Area Summary

Project name: Lighting Survey - PBA Bldg 51-430
 Prepared for: Corps of Engineers
 Prepared by: C. Warren

Project #6941331
 Date: 10-Mar-95
 UPD: 1.9W/Sq.Ft

AREA NAME	DIMENSIONS	LUMINAIRES	W/SQ.FT	QTY
OFFICE 1	23x16x8Ft	(9) Type F	4.1	1
OFFICE 1-N	23x16x8Ft	(8) Type F8	1.3	1
OFFICE/SHOP	21x29x11Ft	(8) Type H	1.8	1
OFFICE/SHOP-N	21x29x11Ft	(8) Type H8	1.4	1
RESTROOMS	4x4x8Ft	(1) Type X2	4.7	2
RESTROOMS-N	4x4x8Ft	(1) Type CF	1.4	2
CONFERENCE	14x29x8Ft	(6) Type F (3) Type G	3.1	1
CONFERENCE-N	14x29x8Ft	(6) Type F8	0.9	1
OFFICE 3	19x12x8Ft	(2) Type F (1) Type G	1.8	1
OFFICE 3-N	19x12x8Ft	(3) Type F8	0.8	1
OFFICE 3 RR	9x4x8Ft	(2) Type X3	3.3	1
OFFICE 3 RR-N	9x4x8Ft	(2) Type CF	1.3	1

NOTES:

51-430 Calculations

Reynolds, Smith & Hills, Inc.
 4651 Salisbury Road
 Jacksonville, FL 32256
 Buildings Engineering

Project Calculation Summary
 Generated by LitePro V2.27E
 Provided and supported by USI Lighting, Inc.
 Filename: 51-430 Type: Indoor

Project Calculation Summary

Project name: Lighting Survey - PBA Bldg 51-430	Project #6941331
Prepared for: Corps of Engineers	Date: 10-Mar-95
Prepared by: C. Warren	UPD: 1.9W/Sq.Ft

AREA NAME	DIMENSIONS	CEILING NAME	Avg.	MAX.	MIN.
OFFICE 1	23x16x8Ft	Ceiling	<+> 101.8	147.6	46.8
OFFICE 1-N	23x16x8Ft	Ceiling	<+> 53.6	77.7	25.1
OFFICE/SHOP	21x29x11Ft	Ceiling	<+> 62.1	73.2	48.7
OFFICE/SHOP-N	21x29x11Ft	Ceiling C.U. CALC	<+> 55.1 35.8	64.9 ---	43.2 ---
RESTROOMS	4x4x8Ft	Ceiling	<+> 14.9	16.9	13.1
RESTROOMS-N	4x4x8Ft	Ceiling	<+> 10.2	16.4	6.3
CONFERENCE	14x29x8Ft	Ceiling	<+> 86.4	149.3	29.7
CONFERENCE-N	14x29x8Ft	Ceiling	<+> 39.8	61.1	11.2
OFFICE 3	19x12x8Ft	Ceiling	<+> 42.6	79.6	0.2
OFFICE 3-N	19x12x8Ft	Ceiling	<+> 29.2	50.1	0.1
OFFICE 3 RR	9x4x8Ft	Ceiling	<+> 13.3	16.2	8.9
OFFICE 3 RR-N	9x4x8Ft	Ceiling	<+> 12.1	19.6	5.7

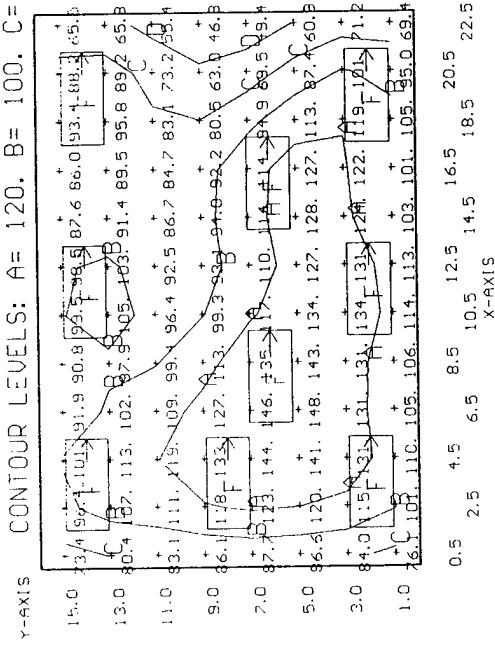
NOTES:

USI's LITE*PRO V2.27E Point-By-Point Numeric Output 11:44 6-Jan-95
 PROJECT: 51-430 AREA: OFFICE 1 GRID: Ceiling
 Values are FC, SCALE: 1 IN= 8.0FT, HORZ GRID (U), HORZ CALC, Z= 2.5
 Computed in accordance with IES recommendations

+ MIN=46.8 MAX=148. AVE=102. AVE/MIN= 2.17 MAX/MIN= 3.15

F <9> = 9753 COLUMBIA 4PS2*-87-244, (4) F40CW, LLF= 0.68

CONTOUR LEVELS: A= 120. B= 100. C= 80.0 D= 60.0 E= 40.0

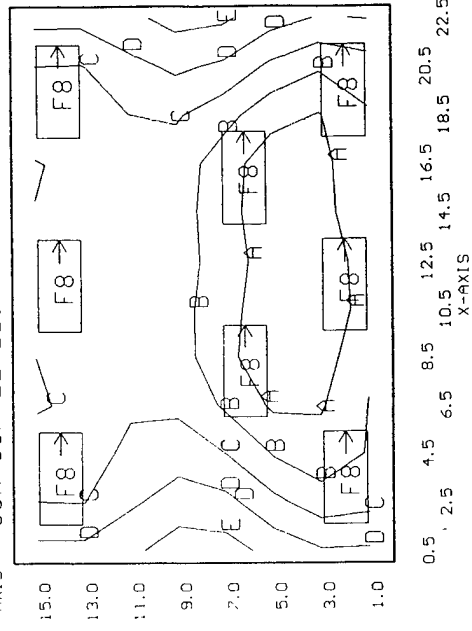


USI's LITE*PRO V2.27E Point-By-Point Numeric Output 16:34 10-Mar-95
PROJECT: 51-430 AREA: OFFICE 1-N GRID: Ceiling
Values are FC, SCALE: 1 IN= 8.0FT, HORZ GRID (U), HORZ CALC, Z= 2.5
Computed in accordance with IES recommendations

+ MIN=25.1 MAX=77.7 AVE=53.6 AVE/MIN= 2.13 MAX/MIN= 3.09

F8 <8> = 9868 COLUMBIA T84PS2*-84-242-2EOCT, (2) F032/31K, LLF= 0.66


CONTOUR LEVELS: A= 70.0 B= 60.0 C= 50.0 D= 40.0 E= 30.0



USI's LITE*PRO V2.27E Point-By-Point Numeric Output 12:02 6-Jan-95
 PROJECT: 51-430 AREA: OFFICE/SHOP GRID: Ceiling
 Values are FC, SCALE: 1 IN= 8.0FT, HORZ GRID (U), HORZ CALC, Z= 2.5
 Computed in accordance with IES recommendations

+ MIN=48.7 MAX=73.2 AVE=62.1 AVE/MIN= 1.28 MAX/MIN= 1.50


H (8) = K7994 COLUMBIA CS296, (2) F96T12/CW/WM, LLF= 0.72



USI's LITE*PRO V2.27E Point-By-Point Numeric Output 16:38 10-Mar-95
 PROJECT: 51-430 AREA: OFFICE/SHOP-N GRID: Ceiling
 Values are FC, SCALE: 1 IN= 8.0FT, HORZ GRID (U), HORZ CALC, Z= 2.5
 Computed in accordance with IES recommendations

+ MIN=43.2 MAX=64.9 AVE=55.1 AVE/MIN= 1.28 MAX/MIN= 1.50


H8 <8> = K7994 COLUMBIA CS296, <2> F096/735, LLF= 0.70



USI's LITE*PRO V2.27E Point-By-Point Numeric Output 13:31 6-Jan-95
PROJECT: 51-430 AREA: RESTROOMS GRID: Ceiling
Values are FC, SCALE: 1 IN= 4.0FT, HORZ GRID (U), HORZ CALC, Z= 2.5
Computed in accordance with IES recommendations

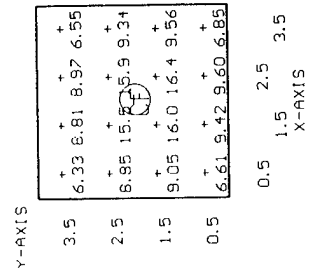
+ MIN=13.1 MAX=16.9 AVE=14.9 AVE/MIN= 1.14 MAX/MIN= 1.29

X2 <2> = B1999A PRESCOLITE 1222-262, (1) 75A19/SW, LLF= 0.82



USI's LITE*PRO V2.27E Point-By-Point Numeric Output 16:45 10-Mar-95
PROJECT: 51-430 AREA: RESTROOMS-N GRID: Ceiling
Values are FC, SCALE: 1 IN= 4.0FT, HORZ GRID (U), HORZ CALC, Z= 2.5
Computed in accordance with IES recommendations
+ MIN=6.33 MAX=16.4 AVE=10.2 AVE/MIN= 1.62 MAX/MIN= 2.60


CF <2> = B2125A PRESCOLITE CF122518-B462, <1> F18DTT/27K, LLF= 0.50



USI's LITE*PRO V2.27E Point-By-Point Numeric Output 13:41 6-Jan-95
 PROJECT: 51-430 AREA: CONFERENCE GRID: Ceiling
 Values are FC, SCALE: 1 IN= 8.0FT, HORZ GRID (U), HORZ CALC, Z= 2.5
 Computed in accordance with IES recommendations

+ MIN=29.7 MAX=149. AVE=86.4 AVE/MIN= 2.91 MAX/MIN= 5.03

F <6> = 9753 COLUMBIA 4PS2*-87-244, (4) F40CW, LLF= 0.68
 G <3> = 9975 COLUMBIA 4PS2*-52-242, (2) F40CW, LLF= 0.68

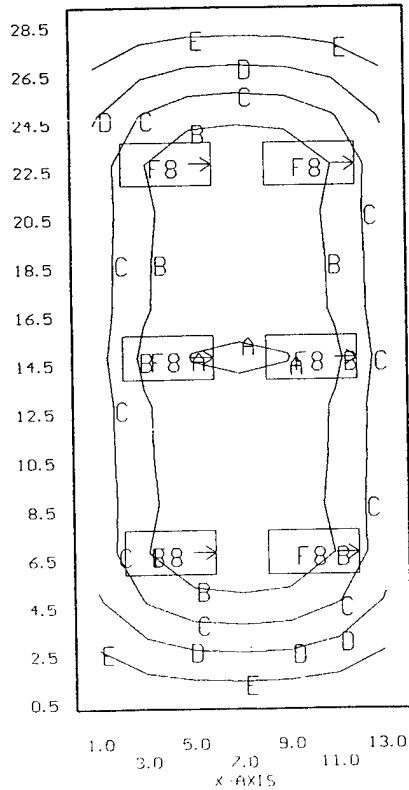


USI's LITE*PRO V2.27E Point-By-Point Numeric Output 16:48 10-Mar-95
 PROJECT: 51-430 AREA: CONFERENCE-N GRID: Ceiling
 Values are FC, SCALE: 1 IN= 8.0FT, HORZ GRID (U), HORZ CALC, Z= 2.5
 Computed in accordance with IES recommendations

+ MIN=11.2 MAX=61.1 AVE=39.8 AVE/MIN= 3.54 MAX/MIN= 5.44

F8 <6> = 9868 COLUMBIA T84PS2*-84-242-2EOCT, (2) F032/31K, LLF= 0.66

Y-AXIS CONTOUR LEVELS: A= 60.0 B= 50.0 C= 40.0 D= 30.0 E= 20.0




USI's LITE*PRO V2.27E Point-By-Point Numeric Output 13:53 6-Jan-95
 PROJECT: 51-430 AREA: OFFICE 3 GRID: Ceiling
 Values are FC, SCALE: 1 IN= 4.0FT, HORZ GRID (U), HORZ CALC, Z= 2.5
 Computed in accordance with IES recommendations

+ MIN=0.18 MAX=79.6 AVE=42.6 AVE/MIN= 236.94 MAX/MIN= 442.73

F <2> = 9753 COLUMBIA 4PS2*-87-244, (4) F40CW, LLF= 0.68
 G <1> = 9975 COLUMBIA 4PS2*-52-242, (2) F40CW, LLF= 0.68

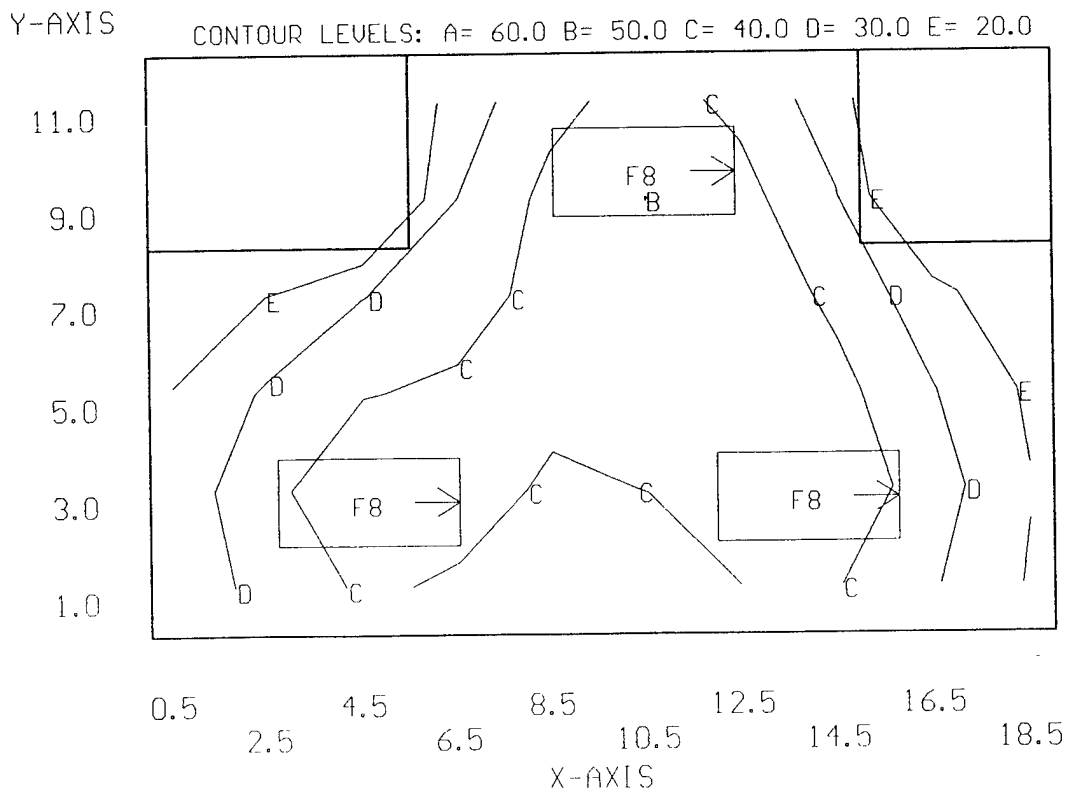
Y-AXIS



USI's LITE*PRO V2.27E Point-By-Point Numeric Output 16:51 10-Mar-95
PROJECT: 51-430 AREA: OFFICE 3-N GRID: Ceiling
Values are FC, SCALE: 1 IN= 4.0FT, HORZ GRID (U), HORZ CALC, Z= 2.5
Computed in accordance with IES recommendations

+ MIN=0.10 MAX=50.1 AVE=29.2 AVE/MIN= 274.77 MAX/MIN= 471.27

F8 <3> = 9868 COLUMBIA T84PS2*-84-242-2EOCT, (2) F032/31K, LLF= 0.66



Bldg 53-160 Summary

Present System

Fixture Type	Watts/ Fixture	Number Fixtures	Total Watts
F	163	34	5,542
G	84	9	756
G1	82	7	574
X2	75	1	75
X5	75	2	150
X6	100	2	200
Y	82	5	410
Totals		60	7,707

Replacement System

Fixture Type	Watts/ Fixture	Number Fixtures	Total Watts
CF	23	5	115
F2	59	39	2,301
FR	61	4	244
G8	57	7	399
W8	59	5	295
Totals		60	3,354

Reynolds, Smith & Hills, Inc.
4651 Salisbury Road
Jacksonville, FL 32256
Buildings Engineering

Luminaire Fixture Schedule
Generated by LitePro V2.27E
Provided and supported by USI Lighting, Inc.
Filename: 53-160 Type: Indoor

Luminaire Fixture Schedule /PRESENT

Project name: Lighting Survey - PBA Bldg 53-160
Prepared for: Corps of Engineers
Prepared by: C. Warren

Project #6941331
Date: 7-Jan-95
UPD: 2.0W/Sq.Ft

TYPE	DESCRIPTION	LAMP/BALLAST	V/W	QTY	REMARKS
F	2X4 4L FLUSH STATIC TROFFER LENS- .125" POLARIZED PATT.12 COLUMBIA 4PS2*-87-244	F40CW ESB	000 - 163	34	
G	2X4 2L FLUSH STATIC TROFFER LENS-PRISMATIC ACRYLIC PATT-12 COLUMBIA 4PS2*-52-242	F40CW ESB	000 - 84	9	
G1	1'X4' 2L STATIC GRID TROFFER LENS- .125" THK PRISMATIC A12 COLUMBIA J240-EXA.125NOM	F40CW ESB	000 - 82	7	
X2	5"RECESS ROUND DOWNLIGHT, LOWER OPEN- CLEAR ALZAK REFLECTOR PRESCOLITE 1222-262	75A19/SW NA	000 - 75	1	
X5	6" RECESSED ROUND SHOWER LIGHT LENS- DROP OPAL W/ WIDE TRIM PRESCOLITE PBX-TL30	75A19/IF NA	000 - 75	2	
X6	5"RECESS ROUND DOWNLIGHT, UPPER OPEN- CLEAR ALZAK REFLECTOR PRESCOLITE 1222-262	100A19/SW NA	000 - 100	2	
Y	4"X7"X4' 2L WALL MTD BEDLIGHT LENS- CLEAR PRISMATIC ACRYLIC COLUMBIA SA240-A	F40CW ESB	000 - 82	5	

NOTES:

Reynolds, Smith & Hills, Inc.
4651 Salisbury Road
Jacksonville, FL 32256
Buildings Engineering

Luminaire Fixture Schedule
Generated by LitePro V2.27E
Provided and supported by USI Lighting, Inc.
Filename: 53-160 Type: Indoor

Luminaire Fixture Schedule / **PROPOSED**

Project name: Lighting Survey - PBA Bldg 53-160
Prepared for: Corps of Engineers
Prepared by: C. Warren

Project #6941331
Date: 11-Mar-95
UPD: 0.9W/Sq.Ft

TYPE	DESCRIPTION	LAMP/BALLAST	V/W	QTY	REMARKS
CF	8"1L(VERT) RECESS RND.DOWNLITE OPEN - CLR.REFL. W/ BLK.BAFFLE PRESCOLITE CF122518-B462	F18DTT/27K STD	000 - 23	5	
2	2X4 2L FLUSH STATIC TROFFER LENS-PRISMATIC ACRYLIC PATT-19 COLUMBIA T84PS2*-84-242-2EOCT	FO32/31K EOCT	000 - 59	39	
FR	2X4 ACRYLIC LENSED TROFFER "E" SILVER ECONOMY REFLECTOR METALOPTICS 24EKSO42EP11	FO32/35K EOCT	000 - 61	4	
G8	1X4 2L FLUSH STATIC TROFFER LENS- .125" PRISMATIC A12 COLUMBIA 5PS2*-52.125-142-EO	FO32/35K EOCT	000 - 57	7	
W8	5"X4"X4' 2L WALL CORRIDOR WRAP LENS- SMOOTH WHITE ACRYLIC COLUMBIA W240-A	FO32/35K ESB	000 - 59	5	

NOTES:

Reynolds, Smith & Hills, Inc.
 4651 Salisbury Road
 Jacksonville, FL 32256
 Buildings Engineering

Project Area Summary
 Generated by LitePro V2.27E
 Provided and supported by USI Lighting, Inc.
 Filename: 53-160 Type: Indoor

Project Area Summary

Project name: Lighting Survey - PBA Bldg 53-160
 Prepared for: Corps of Engineers
 Prepared by: C. Warren

Project #6941331
 Date: 11-Mar-95
 UPD: 1.5W/Sq.Ft

AREA NAME	DIMENSIONS	LUMINAIRES	W/SQ.FT	QTY
MAIN ADMIN	37x34x8Ft	(16) Type F	2.1	1
MAIN ADMIN-N	37x34x8Ft	(16) Type F2	0.8	1
BREAK ROOM	24x22x10Ft	(9) Type G	1.4	1
BREAK ROOM-N	24x22x10Ft	(9) Type F2	1.0	1
WOMENS CHANGE	48x11x9Ft	(2) Type F (4) Type G1 (1) Type X2 (2) Type X5 (1) Type X6 (1) Type Y	2.0	1
WOMENS CHANGE-N	48x11x9Ft	(4) Type CF (2) Type F2 (4) Type G8 (1) Type W8	0.9	1
OFFICE 3	14x24x8Ft	(4) Type F	1.9	1
OFFICE 3-N	14x24x8Ft	(4) Type FR	0.7	1
STORE ROOM	8x14x10Ft	(2) Type F	2.9	1
STORE ROOM-N	8x14x10Ft	(2) Type F2	1.1	1
MENS CHANGE	48x14x9Ft	(9) Type F (1) Type G1 (1) Type X6 (2) Type Y	2.7	1
MENS CHANGE-N	48x14x9Ft	(1) Type CF (9) Type F2 (1) Type G8 (2) Type W8	1.1	1

RESTROOMS	11x11x8Ft	(1) Type G1 (1) Type Y	1.4	2
RESTROOMS-N	11x11x8Ft	(1) Type G8 (1) Type W8	1.0	2
HALLWAY	5x25x8Ft	(1) Type F	1.3	1
HALLWAY-N	5x25x8Ft	(1) Type F2	0.5	1

NOTES:

Reynolds, Smith & Hills, Inc.
 4651 Salisbury Road
 Jacksonville, FL 32256
 Buildings Engineering

Project Calculation Summary
 Generated by LitePro V2.27E
 Provided and supported by USI Lighting, Inc.
 Filename: 53-160 Type: Indoor

Project Calculation Summary

Project name: Lightings Survey - PBA Bldg 53-160
 Prepared for: Corps of Engineers
 Prepared by: C. Warren

Project #6941331
 Date: 11-Mar-95
 UPD: 1.5W/Sq.Ft

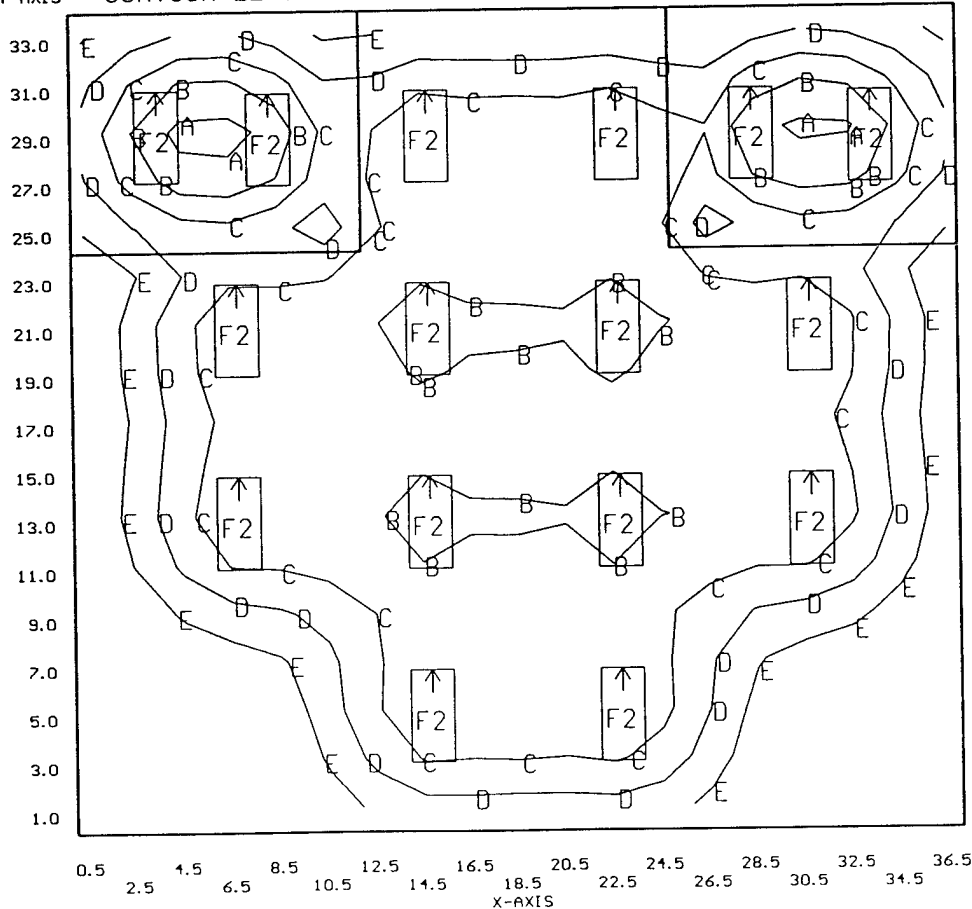
AREA NAME	DIMENSIONS	GRID NAME	AVE	MAX	MIN
MAIN ADMIN	37x34x8Ft	Ceiling	<+> 57.0	104.0	7.0
MAIN ADMIN-N	37x34x8Ft	Ceiling	<+> 34.4	63.6	3.8
BREAK ROOM	24x22x10Ft	Ceiling	<+> 44.1	52.8	30.3
BREAK ROOM-N	24x22x10Ft	Ceiling	<+> 41.6	49.9	27.3
WOMENS CHANGE	48x11x9Ft	Ceiling	<+> 26.1	86.7	0.0
WOMENS CHANGE-N	48x11x9Ft	Ceiling	<+> 21.2	55.5	0.0
OFFICE 3	14x24x8Ft	Ceiling	<+> 51.8	78.4	28.7
OFFICE 3-N	14x24x8Ft	Ceiling	<+> 36.4	53.1	21.0
STORE ROOM	8x14x10Ft	Ceiling	<+> 49.8	56.8	41.2
STORE ROOM-N	8x14x10Ft	Ceiling	<+> 30.1	34.2	25.0
MENS CHANGE	48x14x9Ft	Ceiling	<+> 48.0	109.7	0.0
MENS CHANGE-N	48x14x9Ft	Ceiling	<+> 30.2	71.7	0.0
RESTROOMS	11x11x8Ft	Ceiling	<+> 25.5	47.1	8.5
RESTROOMS-N	11x11x8Ft	Ceiling	<+> 22.7	43.3	8.7
HALLWAY	5x25x8Ft	Ceiling	<+> 24.2	74.8	3.6
HALLWAY-N	5x25x8Ft	Ceiling	<+> 14.3	44.0	1.7

USI's LITE*PRO V2.27E Point-By-Point Numeric Output 17:16 10-Mar-95
PROJECT: 53-160 AREA: MAIN ADMIN-N GRID: Ceiling
Values are FC, SCALE: 1 IN= 8.0FT, HORZ GRID (U), HORZ CALC, Z= 2.5
Computed in accordance with IES recommendations

+ MIN=3.76 MAX=63.6 AVE=34.4 AVE/MIN= 9.14 MAX/MIN= 16.92

F2 <16> = 9868 COLUMBIA T84PS2*-84-242-2EOCT, (2) F032/31K, LLF= 0.66

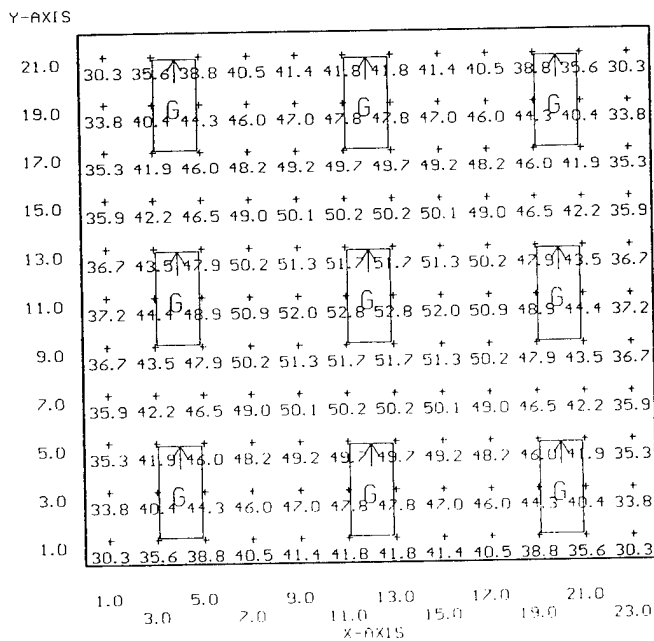
Y-AXIS CONTOUR LEVELS: A= 60.0 B= 50.0 C= 40.0 D= 30.0 E= 20.0



USI's LITE*PRO V2.27E Point-By-Point Numeric Output 16:54 6-Jan-95
 PROJECT: 53-160 AREA: BREAK ROOM GRID: Ceiling
 Values are FC, SCALE: 1 IN= 8.0FT, HORZ GRID (U), HORZ CALC, Z= 2.5
 Computed in accordance with IES recommendations

+ MIN=30.3 MAX=52.8 AVE=44.1 AVE/MIN= 1.45 MAX/MIN= 1.74

G <9> = 9975 COLUMBIA 4PS2*-52-242, (2) F40CW, LLF= 0.68

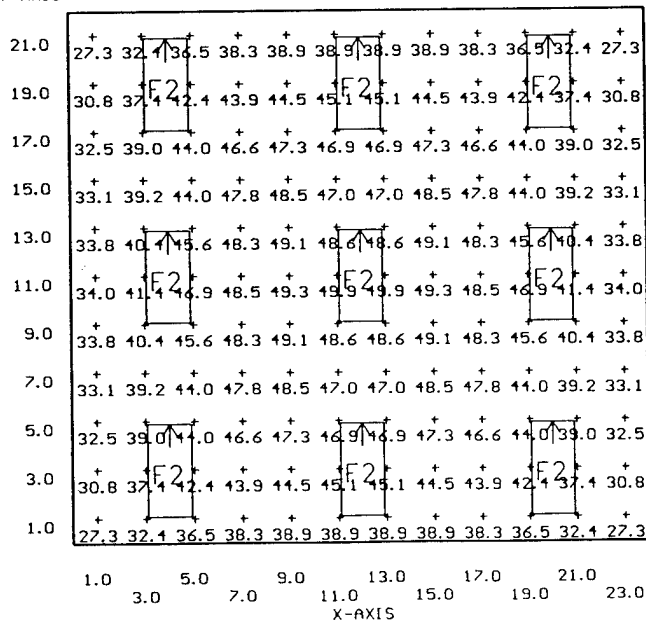


USI's LITE*PRO V2.27E Point-By-Point Numeric Output 17:19 10-Mar-95
 PROJECT: 53-160 AREA: BREAK ROOM-N GRID: Ceiling
 Values are FC, SCALE: 1 IN= 8.0FT, HORZ GRID (U), HORZ CALC, Z= 2.5
 Computed in accordance with IES recommendations

+ MIN=27.3 MAX=49.9 AVE=41.6 AVE/MIN= 1.53 MAX/MIN= 1.83

F2 <9> = 9868 COLUMBIA T84PS2*-84-242-2EOCT, (2) F032/31K, LLF= 0.66

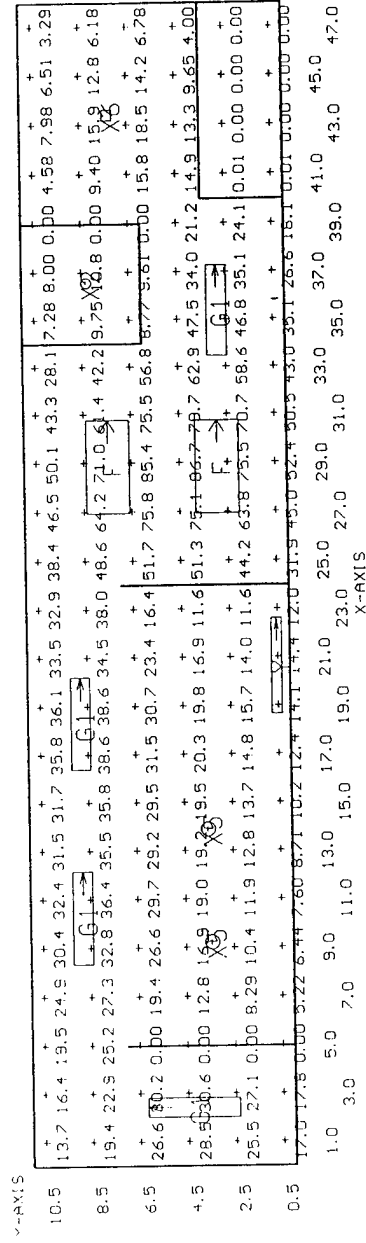
Y-AXIS



US's LITE*PRO V2.27E Point-By-Point Numeric Output 14:37 7-Jan-95
 PROJECT: 53-160 AREA: WOMENS CHANGE GRID: Ceiling
 Values are FC, SCALE: 1 IN= 8.0FT, HORZ GRID (U), HORZ CALC, Z= 2.5
 Computed in accordance with IES recommendations

+ MIN=0.00 MAX=86.7 AVE=26.1 AVE/MIN=N/A MAX/MIN=N/A

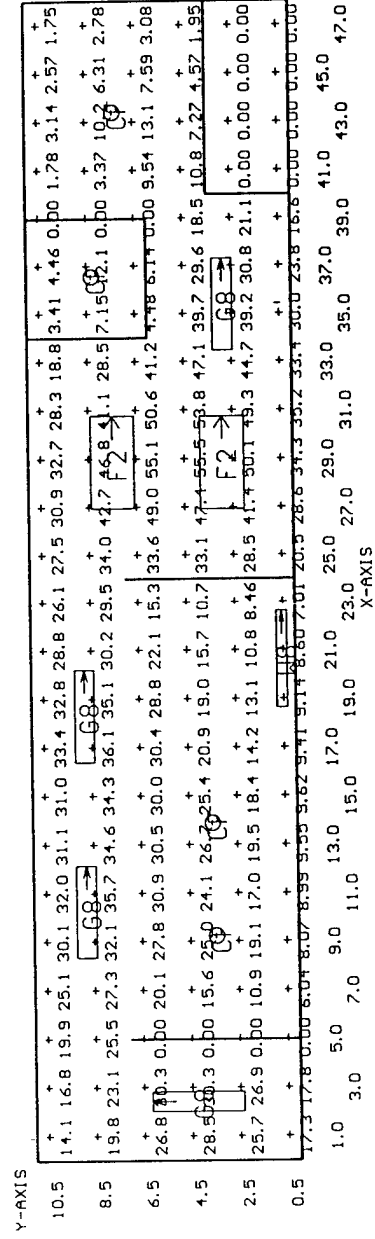
Z <2> = 9753 COLUMBIA 4PS2*-87-244, <4> F40CW, LLF= 0.68
 S1 <4> = K7970K COLUMBIA J240-EXA.125NOM, <2> F40CW, LLF= 0.68
 X2 <1> = 81999A PRESCCLITE 1222-262, <1> 75A19/SW, LLF= 0.82
 X5 <2> = 813978 PRESCCLITE PSX-TL30, <1> 75A19/IF, LLF= 0.76
 X6 <1> = 81971A PRESCCLITE 1222-262, <1> 100A19/SW, LLF= 0.81
 Y <1> = K8278 COLUMBIA SA240-A, <2> F40CW, LLF= 0.60



USI's LITE*PRO V2.27E Point-By-Point Numeric Output 17:31 10-Mar-95
 PROJECT: 53-160 AREA: WOMENS CHANGE-N GRID: Ceiling
 Values are FC, SCALE: 1 IN= 8.0FT, HORZ GRID (U), HORZ CALC, Z= 2.5
 Computed in accordance with IES recommendations

+ MIN=0.00 MAX=55.5 AVE=21.2 AVE/MIN=N/A MAX/MIN=N/A

CF <4> = B2125A PRESCOLITE CF122518-B462, (1) F18DTT/27K, LLF= 0.50
 F2 <2> = 9868 COLUMBIA T84PS2*-84-242-2EOCT, (2) F032/31K, LLF= 0.66
 G8 <4> = L11167 COLUMBIA 5PS2*-52.125-142-E0, (2) F032/35K, LLF= 0.64
 W8 <1> = K8957 COLUMBIA W240-A, (2) F032/35K, LLF= 0.58




USI's LITE*PRO V2.27E Point-By-Point Numeric Output 14:44 7-Jan-95
 PROJECT: 53-160 AREA: OFFICE 3 GRID: Ceiling
 Values are FC, SCALE: 1 IN= 8.0FT, HORZ GRID (U), HORZ CALC,-Z= 2.5
 Computed in accordance with IES recommendations

+ MIN=28.7 MAX=78.4 AVE=51.8 AVE/MIN= 1.81 MAX/MIN= 2.73

F <4> = 9753 COLUMBIA 4PS2*-87-244, (4) F40CW, LLF= 0.68

Y-AXIS

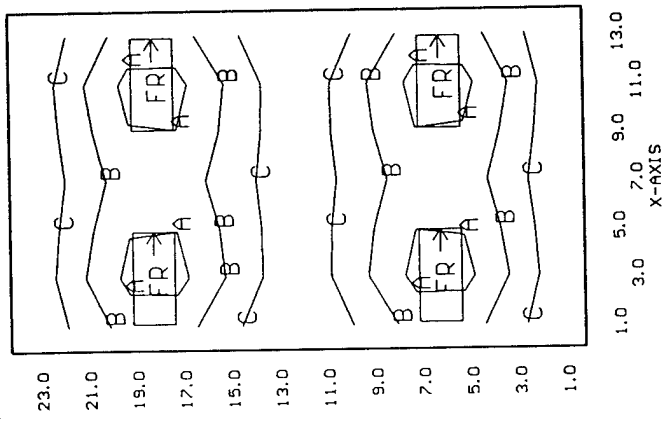


USI's LITE*PRO V2.27E Point-By-Point Numeric Output 13:11 11-Mar-95
PROJECT: 53-160 AREA: OFFICE 3-N GRID: Ceiling
Values are FC, SCALE: 1 IN= 8.0FT, HORZ GRID (U), HORZ CALC, Z= 2.5
Computed in accordance with IES recommendations

+ MIN=21.0 MAX=53.1 AVE=36.4 AVE/MIN= 1.74 MAX/MIN= 2.53

FR <4> = T10620 METALOPTICS 24EKS042EP11, <2> F032/35K, LLF= 0.69

Y-AXIS · CONTOUR LEVELS: A= 50.0 B= 40.0 C= 30.0 D= 20.0 E= 10.0

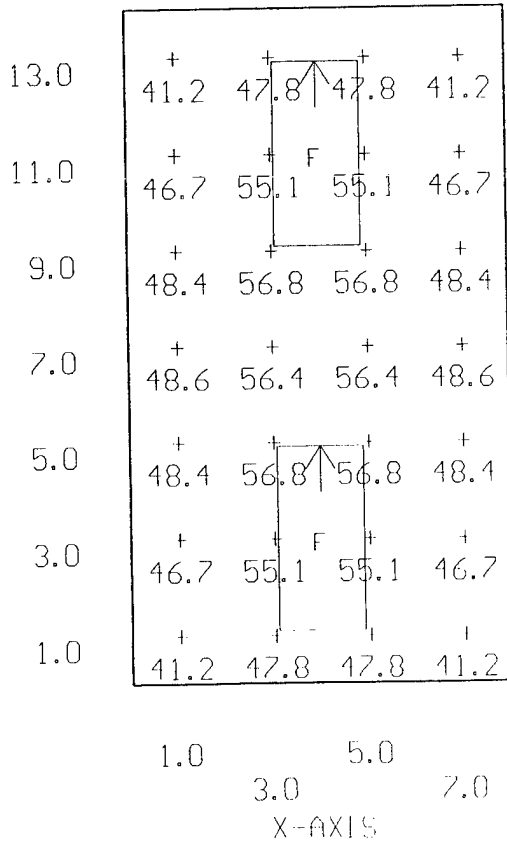


USI's LITE*PRO V2.27E Point-By-Point Numeric Output 14:48 7-Jan-95
 PROJECT: 53-160 AREA: STORE ROOM GRID: Ceiling
 Values are FC, SCALE: 1 IN= 4.0FT, HORZ GRID (U), HORZ CALC, Z= 2.5
 Computed in accordance with IES recommendations

+ MIN=41.2 MAX=56.8 AVE=49.8 AVE/MIN= 1.21 MAX/MIN= 1.38

F <2> = 9753 COLUMBIA 4PS2*-87-244, (4) F40CW, LLF= 0.68

Y-AXIS

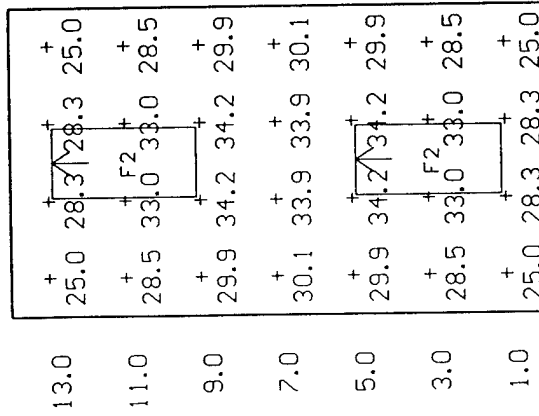


USI's LITEXPRO V2.27E Point-By-Point Numeric Output 13:12 11-Mar-95
 PROJECT: 53-160 AREA: STORE ROOM-N GRID: Ceiling
 Values are FC, SCALE: 1 IN= 4.0FT, HORZ GRID (U), HORZ CALC, Z= 2.5
 Computed in accordance with IES recommendations

+ MIN=25.0 MAX=34.2 AVE=30.1 AVE/MIN= 1.21 MAX/MIN= 1.37

F2 <2> = 9868 COLUMBIA T84PS2*-84-242-2EOCT, <2> F032/31K, LLF= 0.66

Y-AXIS



1.0 3.0 5.0 7.0
 X-AXIS

JSI's _ITE*PRO U2.27E Point-By-Point Numeric Output 15:17 7-Jan-95
 PROJECT: 53-160 AREA: MENS CHANGE GRID: Ceiling
 Values are FC, SCALE: 1 IN= 8.0FT, HORZ GRID (U), HORZ CALC, Z= 2.5
 Computed in accordance with IES recommendations

+ MIN=0.00 MAX=110.0 AVE=48.0 AVE/MIN=N/A MAX/MIN=N/A

F <9> = 9753 COLUMBIA 4PS2*-87-244, <4> F40CW, LLF= 0.68
 S1 <1> = K7970K COLUMBIA J240-EXA.125NOM, <2> F40CW, LLF= 0.68
 X6 <1> = B1971A PRESCOLITE 1222-262, <1> 100A19/SW, LLF= 0.81
 Y <2> = K8278 COLUMBIA SA240-A, <2> F40CJ, LLF= 0.60

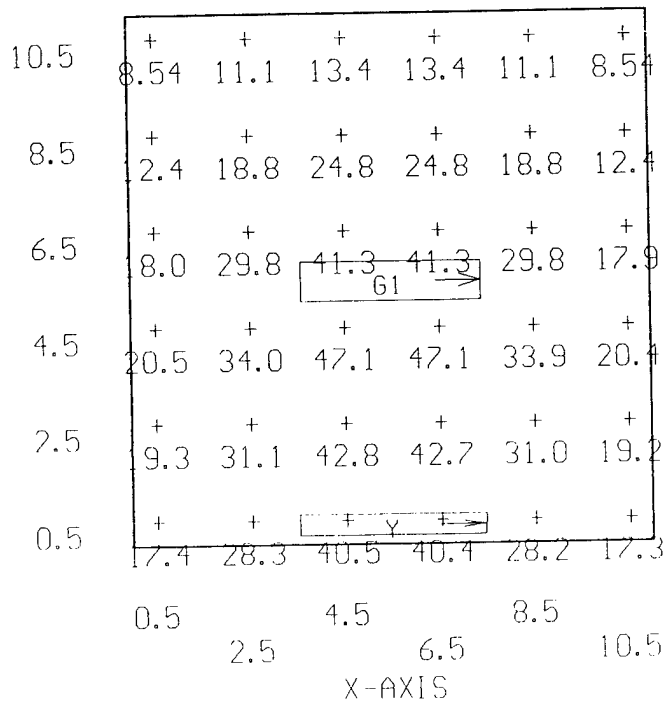
Y-AXIS	13.0	11.0	9.0	7.0	5.0	3.0	1.0	13.0	17.0	21.0	25.0	27.0	29.0	31.0	33.0	35.0	37.0	39.0	41.0	43.0	45.0	47.0		
X-AXIS	34.9	45.4	47.9	39.1	0.00	14.9	21.6	29.2	38.0	47.2	56.5	65.8	75.1	84.4	93.7	103.0	112.3	121.6	130.9	140.2	149.5	158.8		
	33.8	42.6	43.9	35.4	0.00	13.5	18.6	23.1	28.4	39.3	56.6	72.3	72.2	58.5	58.6	68.7	71.5	64.2	51.4	1.92	0.00	0.00	0.00	
	43.9	56.7	58.0	46.4	0.00	24.2	32.7	38.2	42.9	53.1	72.5	91.2	93.0	71.5	75.7	90.3	92.1	81.3	63.1	4.03	0.00	0.00	0.00	
	47.3	61.8	64.7	53.4	0.00	36.1	47.2	54.2	55.5	60.5	75.6	93.4	95.2	82.1	85.1	98.0	97.6	87.8	67.3	8.97	0.00	0.00	0.00	
	47.3	61.4	64.6	56.7	48.6	52.8	61.3	60.0	58.5	65.9	76.7	78.4	106.1	110.1	106.1	105.1	90.2	67.3	17.3	0.00	0.00	0.00	0.00	
	46.6	61.3	65.1	54.3	0.00	36.9	48.2	55.7	54.1	50.9	52.4	56.9	55.7	50.6	40.1	106.7	105.1	99.6	87.2	64.0	17.5	27.3	20.8	11.0
	43.2	52.2	55.8	48.8	0.00	25.3	34.7	40.9	43.8	44.1	43.5	43.3	40.8	30.1	78.3	96.8	95.7	93.5	81.4	63.4	46.1	33.2	23.4	12.9
	34.9	45.4	47.9	39.1	0.00	14.9	21.6	29.2	38.0	47.2	56.5	65.8	75.1	84.4	93.7	103.0	112.3	121.6	130.9	140.2	149.5	158.8	168.1	177.4

USI's LITE*PRO V2.27E Point-By-Point Numeric Output 15:29 7-Jan-95
 PROJECT: 53-160 AREA: RESTROOMS GRID: Ceiling
 Values are FC, SCALE: 1 IN= 4.0FT, HORZ GRID (U), HORZ CALC, Z= 2.5
 Computed in accordance with IES recommendations

+ MIN=8.54 MAX=47.1 AVE=25.5 AVE/MIN= 2.98 MAX/MIN= 5.52

G1 <2> = K7970K COLUMBIA J240-EXA.125NOM, (2) F40CW, LLF= 0.68
 Y <2> = K8278 COLUMBIA SA240-A, (2) F40CW, LLF= 0.60

Y-AXIS



USI's LITE*PRO V2.27E Point-By-Point Numeric Output 13:30 11-Mar-95
 PROJECT: 53-160 AREA: RESTROOMS-N GRID: Ceiling
 Values are FC, SCALE: 1 IN= 4.0FT, HORZ GRID (U), HORZ CALC, Z= 2.5
 Computed in accordance with IES recommendations

+ MIN=8.69 MAX=43.3 AVE=22.7 AVE/MIN= 2.62 MAX/MIN= 4.98

68 <2> = L11167 COLUMBIA 5PS2*-52.125-142-E0, <2> F032/35K, LLF= 0.64
 W8 <2> = K8957 COLUMBIA W240-A, <2> F032/35K, LLF= 0.58

Y-AXIS


10.5	+	8.70	+	11.6	+	14.2	+	14.2	+	11.6	+	8.69
8.5	+	2.7	+	19.2	+	25.2	+	25.2	+	19.2	+	12.7
6.5	+	7.4	+	28.5	+	39.4	+	39.4	+	28.5	+	17.4
4.5	+	9.1	+	31.3	+	43.3	+	43.3	+	31.2	+	19.0
2.5	+	6.6	+	26.6	+	36.3	+	36.2	+	26.6	+	16.6
0.5	+	2.8	+	19.6	+	27.0	+	27.0	+	19.7	+	12.9

0.5 2.5 4.5 6.5 8.5 10.5
 X-AXIS

USI's LITE*PRO V2.27E Point-By-Point Numeric Output 15:34 7-Jan-95
 PROJECT: 53-160 AREA: HALLWAY GRID: Ceiling
 Values are FC, SCALE: 1 IN= 8.0FT, HORZ GRID (U), HORZ CALC, Z= 2.5
 Computed in accordance with IES recommendations

+ MIN=3.57 MAX=74.8 AVE=24.2 AVE/MIN= 6.79 MAX/MIN= 20.96

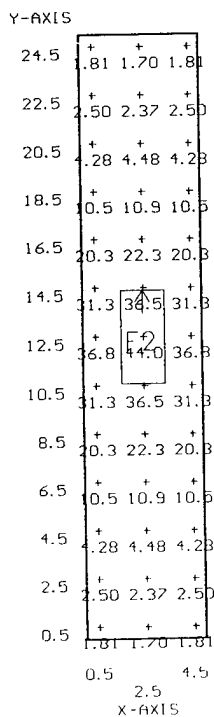
F <1> = 9753 COLUMBIA 4PS2*-87-244, (4) F40CW, LLF= 0.68



USI's LITE*PRO V2.27E Point-By-Point Numeric Output 13:32 11-Mar-95
 PROJECT: 53-160 AREA: HALLWAY-N GRID: Ceiling
 Values are FC, SCALE: 1 IN= 8.0FT, HORZ GRID (U), HORZ CALC, Z= 2.5
 Computed in accordance with IES recommendations

+ MIN=1.70 MAX=44.0 AVE=14.3 AVE/MIN= 8.39 MAX/MIN= 25.86

F2 <1> = 9868 COLUMBIA T84PS2*-84-242-2EOCT, (2) F032/31K, LLF= 0.66



Bldg 60-020 Summary

Present System

Fixture Type	Watts/ Fixture	Number Fixtures	Total Watts
A1	83	5	415
B1	171	9	1,539
F	164	12	1,968
G	82	6	492
J	92	1	92
M3	192	10	1,920
M5	92	15	1,380
Totals		58	7,806

Replacement System

Fixture Type	Watts/ Fixture	Number Fixtures	Total Watts
F3	86	2	172
G8	59	16	944
W4	110	2	220
W8	59	21	1,239
WR	61	17	1,037
Totals		58	3,612

Reynolds, Smith & Hills, Inc.
4651 Salisbury Road
Jacksonville, FL 32256
Buildings Engineering

Luminaire Fixture Schedule
Generated by LitePro V2.27E
Provided and supported by USI Lighting, Inc.
Filename: 60-020 Type: Indoor

Luminaire Fixture Schedule / ~~PRESENT~~

Project name: PBA Lighting Survey - BLDG 60-020
Prepared for: Corps of Engineers
Prepared by: C. Warren

Project #6941331
Date: 2-Feb-95
UPD: 0.9W/Sq.Ft

TYPE	DESCRIPTION	LAMP/BALLAST	V/W	QTY	REMARKS
A1	15"X4' 2L CEILING MT.WRAPAROUND LENS- PRISMATIC W/ GLOW ENDS COLUMBIA WCW240-A	F40CW ESB	000 - 83	✓ 5	
B1	15"X4' 4L CEILING MT.WRAPAROUND LENS- PRISMATIC W/ GLOW ENDS COLUMBIA WCW440-A	F40CW ESB	000 - 171	✓ 9	
F	2'X4' 4L STATIC GRID TROFFER LENS- .125" NOM PRISMATIC A12 COLUMBIA 2SG440-EXA.125NOM	F40CW ESB	000 - 164	✓ 12	
G	2'X4' 2L STATIC GRID TROFFER LENS- .125" THK PRISMATIC A12 COLUMBIA 2SG240-EXA.125NOM	F40CW ESB	000 - 82	✓ 6	
J	7"X4' 2L WET LOCATION WRAP LENS- PRISMATIC BOTTOM & SIDES COLUMBIA LUN240-WL	F40CW STD	000 - 92	✓ 1	
M3	9"X4' 4L SURFACE TURRET STRIP EGGCRATE LOUVERS COLUMBIA K440-T	F40CW STD	000 - 192	✓ 10	
M5	9"X4' 2L SURFACE TURRET STRIP EGGCRATE LOUVERS COLUMBIA K240-T	F40CW STD	000 - 92	✓ 15	
XZ	6" RECESSED ROUND DOWNLIGHT OPEN- BL.BAFFLE W/ WIDE TRIM PRESCOLITE PBX-TB12	25A19/IF NA	000 - 25	✓ 1	

Reynolds, Smith & Hills, Inc.
4651 Salisbury Road
Jacksonville, FL 32256
Buildings Engineering

Luminaire Fixture Schedule
Generated by LitePro V2.27E
Provided and supported by USI Lighting, Inc.
Filename: 60-020 Type: Indoor

Luminaire Fixture Schedule / ~~EXISTING~~ PROPOSED

Project name: PBA Lighting Survey - BLDG 60-020
Prepared for: Corps of Engineers
Prepared by: C. Warren

Project #6941331
Date: 11-Mar-95
UPD: 0.4W/Sq.Ft

TYPE	DESCRIPTION	LAMP/BALLAST	V/W	QTY	REMARKS
F3	2X4 3L FLUSH STATIC TROFFER LENS-PRISMATIC ACRYLIC PATT-19 COLUMBIA T84PS2*-84-243-3EOCT	FO32/31K EOCT	000 - 86	2	
C8	2X4 2L FLUSH STATIC TROFFER LENS-PRISMATIC ACRYLIC PATT-19 COLUMBIA T84PS2*-84-242-2EOCT	FO32/31K EOCT	000 - 59	16	
W4	15"X4'4L CEILING MT.WRAPAROUND LENS- PRISMATIC W/ GLOW ENDS COLUMBIA WCW440-A	FO32/35K EOCT	000 - 110	2	
W8	15"X4'2L CEILING MT.WRAPAROUND LENS- PRISMATIC W/ GLOW ENDS COLUMBIA WCW240-A	FO32/35K EOCT	000 - 59	21	
WR	4' ACRYLIC WRAPAROUND SILVER TASK BEAM REFLECTOR METALOPTICS WRSN4STACLO42EP11	FO32/35K EOCT	000 - 61	17	
XZ	6" RECESSED ROUND DOWNLIGHT OPEN- BL.BAFFLE W/ WIDE TRIM PRESCOLITE PBX-TB12	25A19/IF NA	000 - 25	1	

NOTES:

Reynolds, Smith & Hills, Inc.
 4651 Salisbury Road
 Jacksonville, FL 32256
 Buildings Engineering

Project Area Summary
 Generated by LitePro V2.27E
 Provided and supported by USI Lighting, Inc.
 Filename: 60-020 Type: Indoor

Project Area Summary

Project name: PBA Lighting Survey - BLDG 60-020
 Prepared for: Corps of Engineers
 Prepared by: C. Warren

Project #6941331
 Date: 11-Mar-95
 UPD: 0.7W/Sq.Ft

AREA NAME	DIMENSIONS	LUMINAIRES	W/SQ.FT	QTY
PROVOST MARSHAL	13x15x9Ft	(2) Type M3 (2) Type M5	2.9	1
PROV MARSHAL-N	13x15x9Ft	(4) Type W8	1.2	1
SECURITY SPEC	13x15x9Ft	(2) Type M3 (2) Type M5	2.9	1
SECURITY SPEC-N	13x15x9Ft	(4) Type W8	1.2	1
ROOM 103	9x15x9Ft	(2) Type M3	2.8	1
ROOM 103-N	9x15x9Ft	(2) Type W4	1.6	1
ROOM 105	15x15x9Ft	(4) Type A1	1.5	1
ROOM 105-N	15x15x9Ft	(4) Type WR	1.1	1
ROOM 105A	8x15x9Ft	(2) Type M5	1.5	1
ROOM 105A-N	8x15x9Ft	(2) Type WR	1.0	1
ROOM 107	12x15x9Ft	(2) Type M5	1.0	1
ROOM 107-N	12x15x9Ft	(2) Type WR	0.7	1
ROOM 102	16x15x9Ft	(4) Type M5	1.5	1
ROOM 102-N	16x15x9Ft	(4) Type WR	1.0	1
ROOM 104	9x15x9Ft	(1) Type M3 (1) Type M5	2.1	1
ROOM 104-N	9x15x9Ft	(2) Type WR	0.9	1
BREAK ROOM	13x15x9Ft	(2) Type M5	0.9	1

60-020 Areas

BEAK ROOM-N	13x15x9Ft	(2)	Type W8	0.6	1
TOILETS	15x19x9Ft	(1) (1)	Type A1 Type J	0.6	1
TOILETS-N	15x19x9Ft	(2)	Type W8	0.4	1
HALLWAY	90x56x9Ft	(9) (1)	Type B1 Type XZ	0.3	1
HALLWAY-N	90x56x9Ft	(9) (1)	Type W8 Type XZ	0.1	1
TRAINING	33x14x9Ft	(4)	Type G	0.7	1
TRAINING-N	33x14x9Ft	(4)	Type G8	0.5	1
LOCKERROOM 1	18x14x9Ft	(2)	Type F	1.3	1
LOCKERROOM 1-N	18x14x9Ft	(2)	Type G8	0.5	1
FOYER	6x7x9Ft	(1)	Type G	2.0	1
FOYER-N	6x7x9Ft	(1)	Type G8	1.4	1
ROOM 109	15x15x9Ft	(3)	Type M3	2.6	1
ROOM 109-N	15x15x9Ft	(3)	Type WR	0.8	1
ROOM 110	12x15x9Ft	(2)	Type F	1.8	1
ROOM 110-N	12x15x9Ft	(2)	Type F3	1.0	1
RADIO ROOM	26x7x9Ft	(3) (1)	Type F Type G	3.2	1
RADIO ROOM-N	26x7x9Ft	(4)	Type G8	1.3	1
LOCKER ROOM 2	31x15x9Ft	(5)	Type F	1.8	1
LOCKER ROOM 2-N	31x15x9Ft	(5)	Type G8	0.6	1

NOTES:

Reynolds, Smith & Hills, Inc.
 4651 Salisbury Road
 Jacksonville, FL 32256
 Buildings Engineering

Project Calculation Summary
 Generated by LitePro V2.27E
 Provided and supported by USI Lighting, Inc.
 Filename: 60-020 Type: Indoor

Project Calculation Summary

Project name: PBA Lighting Survey - BLDG 60-020
 Prepared for: Corps of Engineers
 Prepared by: C. Warren

Project #6941331
 Date: 11-Mar-95
 UPD: 0.7W/Sq.Ft

AREA NAME	DIMENSIONS	GRID NAME	AVE	MAX	MIN
PROVOST MARSHAL	13x15x9Ft	Ceiling	<+> 48.1	66.6	29.0
PROV MARSHAL-N	13x15x9Ft	Ceiling	<+> 44.0	57.9	29.6
SECURITY SPEC	13x15x9Ft	Ceiling	<+> 47.3	62.0	29.5
SECURITY SPEC-N	13x15x9Ft	Ceiling	<+> 44.0	57.9	29.6
ROOM 103	9x15x9Ft	Ceiling	<+> 40.7	47.1	33.2
ROOM 103-N	9x15x9Ft	Ceiling	<+> 54.1	64.7	42.0
ROOM 105	15x15x9Ft	Ceiling	<+> 37.9	43.3	31.3
ROOM 105-N	15x15x9Ft	Ceiling	<+> 47.3	65.8	27.1
ROOM 105A	8x15x9Ft	Ceiling	<+> 19.6	22.3	16.1
ROOM 105A-N	8x15x9Ft	Ceiling	<+> 36.1	47.1	23.9
ROOM 107	12x15x9Ft	Ceiling	<+> 15.6	20.1	10.7
ROOM 107-N	12x15x9Ft	Ceiling	<+> 27.6	40.7	16.1
ROOM 102	16x15x9Ft	Ceiling	<+> 24.3	27.2	19.2
ROOM 102-N	16x15x9Ft	Ceiling	<+> 44.2	64.6	22.5
ROOM 104	9x15x9Ft	Ceiling	<+> 30.0	39.1	19.4
ROOM 104-N	9x15x9Ft	Ceiling	<+> 34.2	42.9	24.3
BREAK ROOM	13x15x9Ft	Ceiling	<+> 15.2	19.8	10.4
BREAK ROOM-N	13x15x9Ft	Ceiling	<+> 23.0	31.9	14.3

TOILETS	15x19x9Ft	Ceiling	<+>	10.9	27.7	0.1
TOILETS-N	15x19x9Ft	Ceiling	<+>	12.4	26.1	0.1
HALLWAY	90x56x9Ft	Ceiling	<+>	4.8	62.4	0.0
HALLWAY-N	90x56x9Ft	Ceiling	<+>	2.2	27.8	0.0
TRAINING	33x14x9Ft	Ceiling	<+>	25.8	42.0	11.7
TRAINING-N	33x14x9Ft	Ceiling	<+>	23.6	39.7	9.0
LOCKERROOM 1	18x14x9Ft	Ceiling	<+>	39.7	70.3	18.1
LOCKERROOM 1-N	18x14x9Ft	Ceiling	<+>	20.6	35.9	9.3
FOYER	6x7x9Ft	Ceiling	<+>	38.4	44.8	35.5
FOYER-N	6x7x9Ft	Ceiling	<+>	36.3	42.8	33.4
ROOM 109	15x15x9Ft	Ceiling	<+>	41.0	65.5	0.0
ROOM 109-N	15x15x9Ft	Ceiling	<+>	33.5	59.8	0.0
ROOM 110	12x15x9Ft	Ceiling	<+>	52.7	75.7	29.8
ROOM 110-N	12x15x9Ft	Ceiling	<+>	40.5	58.4	23.0
RADIO ROOM	26x7x9Ft	Ceiling	<+>	80.2	134.6	27.2
RADIO ROOM-N	26x7x9Ft	Ceiling	<+>	46.5	71.8	18.9
LOCKER ROOM 2	31x15x9Ft	Ceiling	<+>	58.2	82.7	14.1
LOCKER ROOM 2-N	31x15x9Ft	Ceiling	<+>	29.9	42.2	6.4

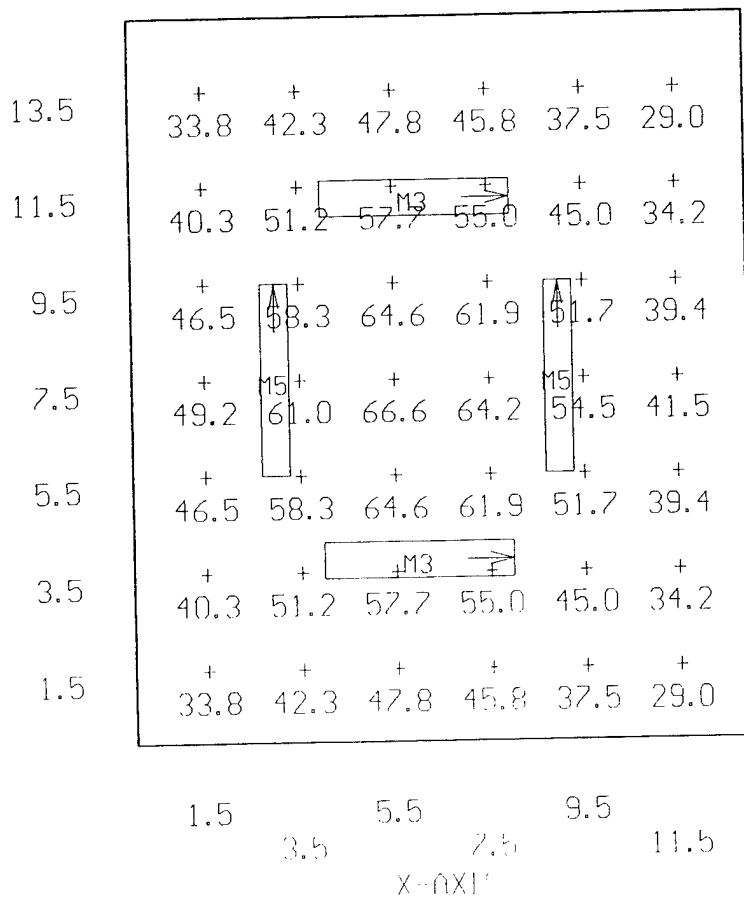
NOTES:

USI's LITE*PRO V2.27E Point-By-Point Numeric Output 09:55 2-Feb-95
 PROJECT: 60-020 AREA: PROVOST MARSHAL GRID: Ceiling
 Values are FC, SCALE: 1 IN= 4.0FT, HORZ GRID (U), HORZ CALC, Z= 2.5
 Computed in accordance with IES recommendations

+ MIN=29.0 MAX=66.6 AVE=48.1 AVE/MIN= 1.66 MAX/MIN= 2.30

M3 <2> = K8966 COLUMBIA K440-T, (4) F40CW, LLF= 0.58
 M5 <2> = K7988K COLUMBIA K240-T, (2) F40CW, LLF= 0.58

Y-AXIS

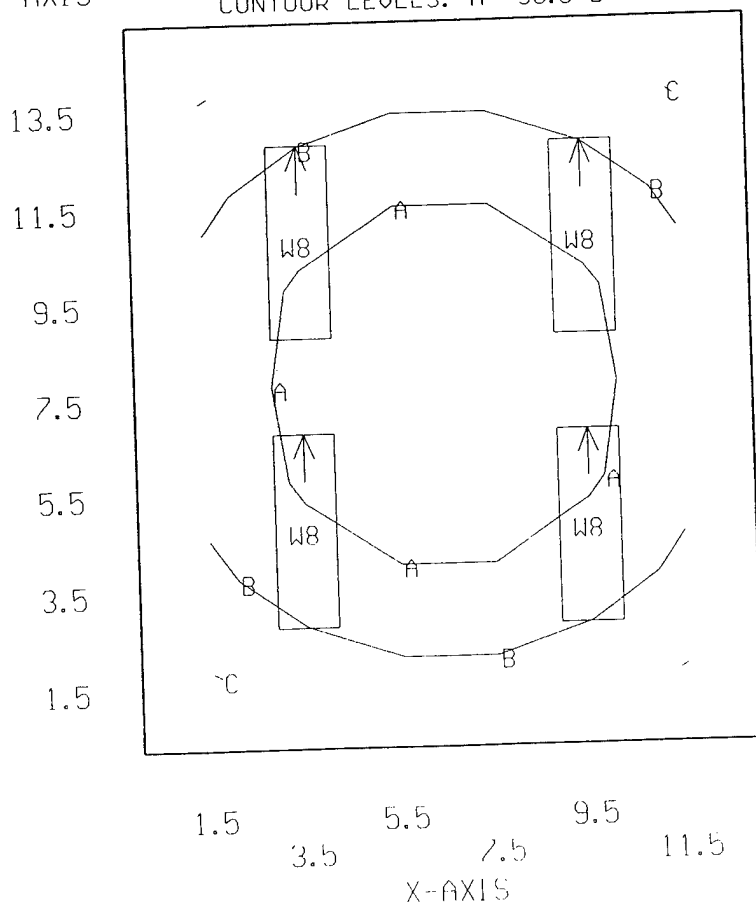


USI's LITE*PRO V2.27E Point-By-Point Numeric Output 13:50 11-Mar-95
 PROJECT: 60-020 AREA: PROV MARSHAL-N GRID: Ceiling
 Values are FC, SCALE: 1 IN= 4.0FT, HORZ GRID (U), HORZ CALC, Z= 2.5
 Computed in accordance with IES recommendations

+ MIN=29.6 MAX=57.9 AVE=44.0 AVE/MIN= 1.49 MAX/MIN= 1.96

W8 <4> = K9604 COLUMBIA WCW240-A, (2) F032/35K, LLF= 0.69

Y-AXIS CONTOUR LEVELS: A= 50.0 B= 40.0 C= 30.0 D= 20.0 E= 10.0




USI's LITE*PRO V2.27E Point-By-Point Numeric Output 10:01 2-Feb-95
 PROJECT: 60-020 AREA: SECURITY SPEC GRID: Ceiling
 Values are FC, SCALE: 1 IN= 4.0FT, HORZ GRID (U), HORZ CALC, Z= 2.5
 Computed in accordance with IES recommendations

+ MIN=29.5 MAX=62.0 AVE=47.3 AVE/MIN= 1.60 MAX/MIN= 2.10

M3 <2> = K8966 COLUMBIA K440-T, (4) F40CW, LLF= 0.58
 M5 <2> = K7988K COLUMBIA K240-T, (2) F40CW, LLF= 0.58

Y-AXIS

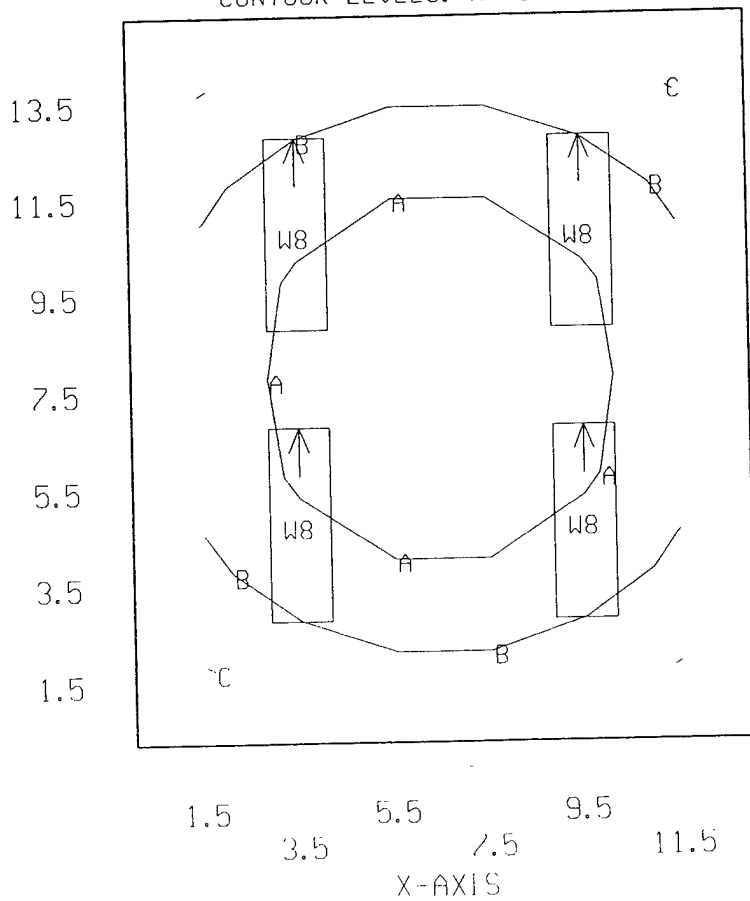


USI's LITE*PRO V2.27E Point-By-Point Numeric Output 13:52 11-Mar-95
 PROJECT: 60-020 AREA: SECURITY SPEC-N GRID: Ceiling
 Values are FC, SCALE: 1 IN= 4.0FT, HORZ GRID (U), HORZ CALC, Z= 2.5
 Computed in accordance with IES recommendations

+ MIN=29.6 MAX=57.9 AVE=44.0 AVE/MIN= 1.49 MAX/MIN= 1.96

W8 <4> = K9604 COLUMBIA WCW240-A, (2) F032/35K, LLF= 0.69

Y-AXIS CONTOUR LEVELS: A= 50.0 B= 40.0 C= 30.0 D= 20.0 E= 10.0




USI's LITE*PRO V2.27E Point-By-Point Numeric Output 10:07 2-Feb-95
 PROJECT: 60-020 AREA: ROOM 103 GRID: Ceiling
 Values are FC, SCALE: 1 IN= 4.0FT, HORZ GRID (U), HORZ CALC, Z= 2.5
 Computed in accordance with IES recommendations

+ MIN=33.2 MAX=47.1 AVE=40.7 AVE/MIN= 1.22 MAX/MIN= 1.42

M3 <2> = K8966 COLUMBIA K440-T, (4) F40CW, LLF= 0.58

Y-AXIS



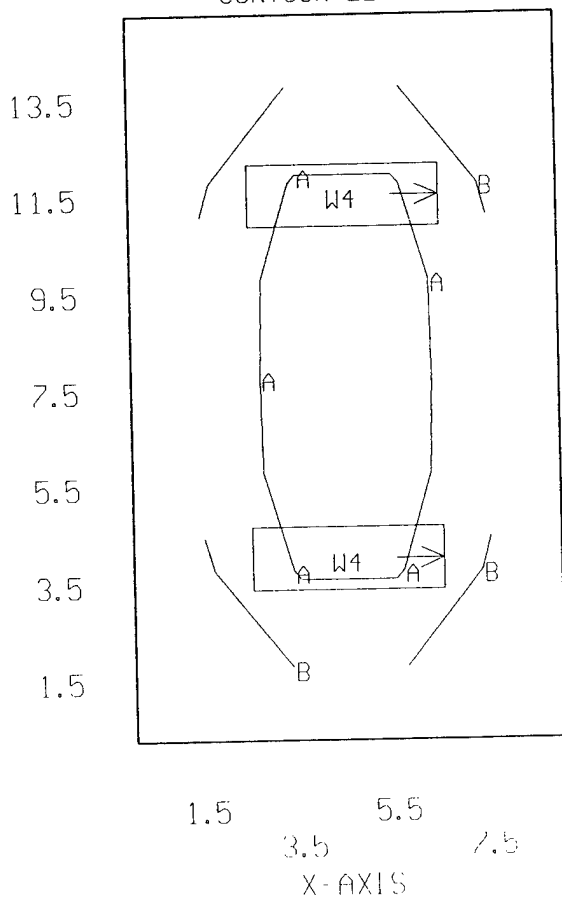
USI's LITE*PRO V2.27E Point-By-Point Numeric Output 14:01 11-Mar-95
 PROJECT: 60-020 AREA: ROOM 103-N GRID: Ceiling
 Values are FC, SCALE: 1 IN= 4.0FT, HORZ GRID (U), HORZ CALC, Z= 2.5
 Computed in accordance with IES recommendations

+ MIN=42.0 MAX=64.7 AVE=54.1 AVE/MIN= 1.29 MAX/MIN= 1.54

W4 <2> = K9708 COLUMBIA WCW440-A, (4) F032/35K, LLF= 0.66

Y-AXIS

CONTOUR LEVELS: A= 60.0 B= 50.0 C= 40.0 D= 30.0 E= 20.0




USI's LITE*PRO V2.27E Point-By-Point Numeric Output 11:21 2-Feb-95
 PROJECT: 60-020 AREA: ROOM 105 GRID: Ceiling
 Values are FC, SCALE: 1 IN= 4.0FT, HORZ GRID (U), HORZ CALC, Z= 2.5
 Computed in accordance with IES recommendations

+ MIN=31.3 MAX=43.3 AVE=37.9 AVE/MIN= 1.21 MAX/MIN= 1.38

A1 <4> = K9604 COLUMBIA WCW240-A, (2) F40CW, LLF= 0.68

Y-AXIS

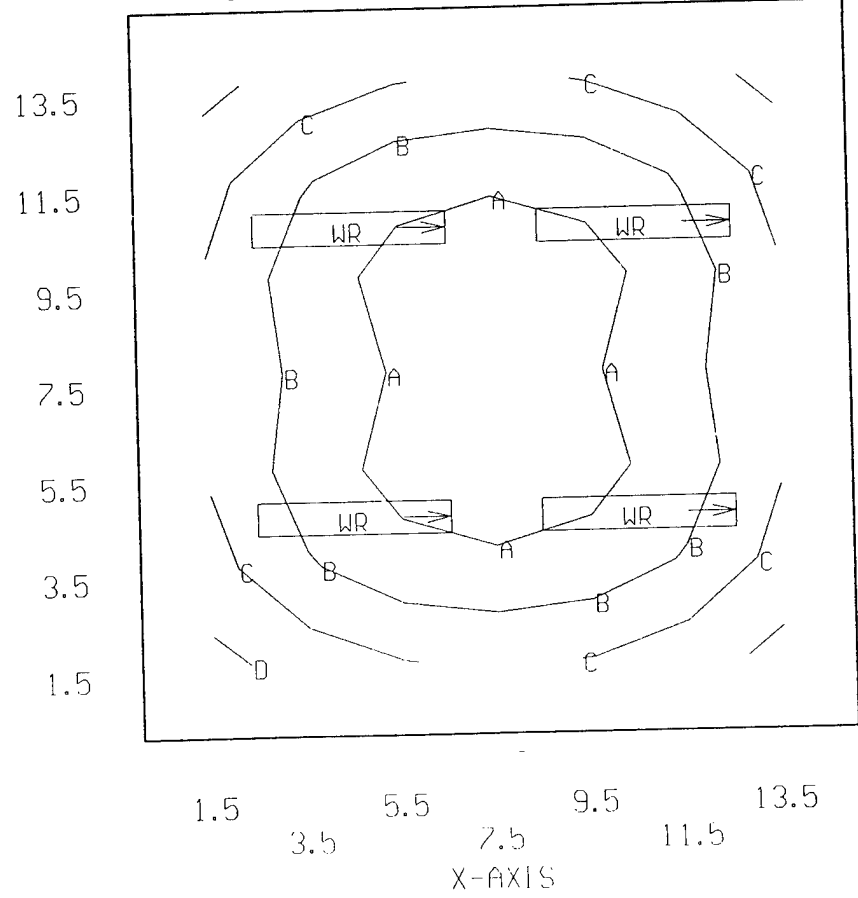


USI's LITE*PRO V2.27E Point-By-Point Numeric Output 14:05 11-Mar-95
PROJECT: 60-020 AREA: ROOM 105-N GRID: Ceiling
Values are FC, SCALE: 1 IN= 4.0FT, HORZ GRID (U), HORZ CALC, Z= 2.5
Computed in accordance with IES recommendations

+ MIN=27.1 MAX=65.8 AVE=47.3 AVE/MIN= 1.75 MAX/MIN= 2.43

WR <4> = T9939 METALOPTICS WRSN4STACLO42EP11, (2) F032/35K, LLF= 0.69

Y-AXIS CONTOUR LEVELS: A= 60.0 B= 50.0 C= 40.0 D= 30.0 E= 20.0

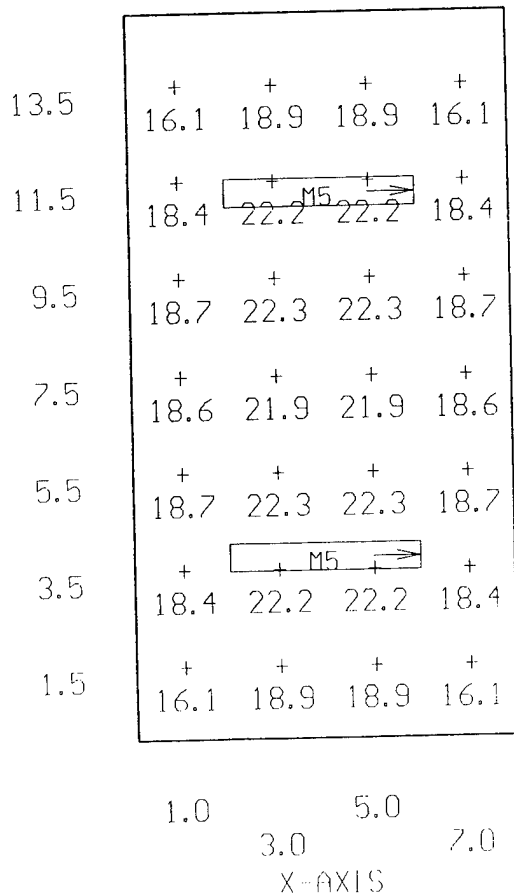


USI's LITE*PRO V2.27E Point-By-Point Numeric Output 10:27 2-Feb-95
 PROJECT: 60-020 AREA: ROOM 105A GRID: Ceiling
 Values are FC, SCALE: 1 IN= 4.0FT, HORZ GRID (U), HORZ CALC, Z= 2.5
 Computed in accordance with IES recommendations

+ MIN=16.1 MAX=22.3 AVE=19.6 AVE/MIN= 1.22 MAX/MIN= 1.39

M5 <2> = K7988K COLUMBIA K240-T, <2> F40CW, LLF= 0.58

Y-AXIS

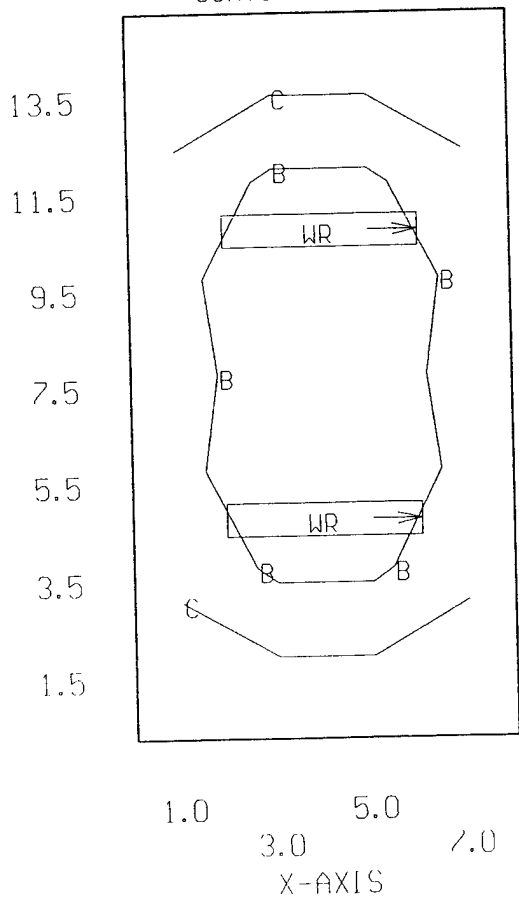


USI's LITE*PRO V2.27E Point-By-Point Numeric Output 14:09 11-Mar-95
PROJECT: 60-020 AREA: ROOM 105A-N GRID: Ceiling
Values are FC, SCALE: 1 IN= 4.0FT, HORZ GRID (U), HORZ CALC, Z= 2.5
Computed in accordance with IES recommendations

+ MIN=23.9 MAX=47.1 AVE=36.1 AVE/MIN= 1.51 MAX/MIN= 1.97

WR <2> = T9939 METALOPTICS WRSN4STACLO42EP11, <2> F032/35K, LLF= 0.69

Y-AXIS CONTOUR LEVELS: A= 50.0 B= 40.0 C= 30.0 D= 20.0 E= 10.0




USI's LITE*PRO V2.27E Point-By-Point Numeric Output 10:30 2-Feb-95
 PROJECT: 60-020 AREA: ROOM 107 GRID: Ceiling
 Values are FC, SCALE: 1 IN= 4.0FT, HORZ GRID (U), HORZ CALC, Z= 2.5
 Computed in accordance with IES recommendations

+ MIN=10.7 MAX=20.1 AVE=15.6 AVE/MIN= 1.45 MAX/MIN= 1.88

M5 <2> = K7988K COLUMBIA K240-T, <2> F40CW, LLF= 0.58

Y-AXIS




USI's LITE*PRO V2.27E Point-By-Point Numeric Output 14:10 11-Mar-95
 PROJECT: 60-020 AREA: ROOM 107-N GRID: Ceiling
 Values are FC, SCALE: 1 IN= 4.0FT, HORZ GRID (U), HORZ CALC, Z= 2.5
 Computed in accordance with IES recommendations

+ MIN=16.1 MAX=40.7 AVE=27.6 AVE/MIN= 1.71 MAX/MIN= 2.52

WR <2> = T9939 METALOPTICS WRSN4STACLO42EP11, (2) F032/35K, LLF= 0.69

Y-AXIS




USI's LITE*PRO V2.27E Point-By-Point Numeric Output 10:35 2-Feb-95
 PROJECT: 60-020 AREA: ROOM 102 GRID: Ceiling
 Values are FC, SCALE: 1 IN= 4.0FT, HORZ GRID (U), HORZ CALC, Z= 2.5
 Computed in accordance with IES recommendations

+ MIN=19.2 MAX=27.2 AVE=24.3 AVE/MIN= 1.26 MAX/MIN= 1.41

M5 <4> = K7988K COLUMBIA K240-T, (2) F40CW, LLF= 0.58

Y-AXIS



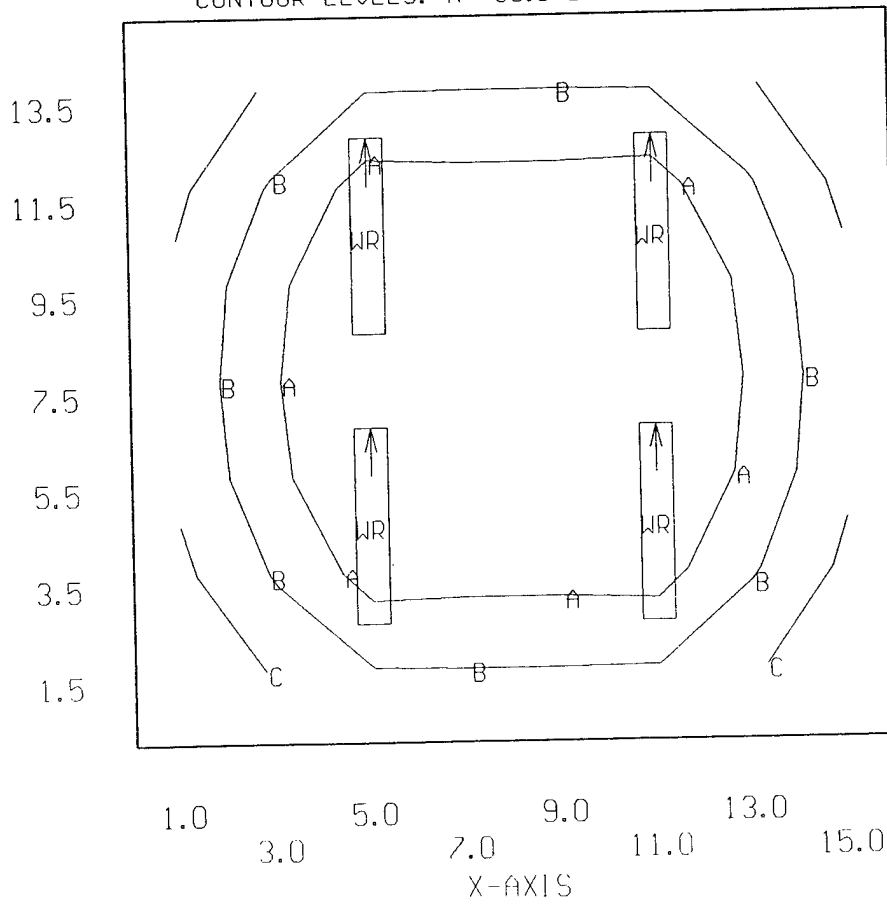
USI's LITE*PRO V2.27E Point-By-Point Numeric Output 14:13 11-Mar-95
 PROJECT: 60-020 AREA: ROOM 102-N GRID: Ceiling
 Values are FC, SCALE: 1 IN= 4.0FT, HORZ GRID (U), HORZ CALC, Z= 2.5
 Computed in accordance with IES recommendations

+ MIN=22.5 MAX=64.6 AVE=44.2 AVE/MIN= 1.97 MAX/MIN= 2.87

WR <4> = T9939 METALOPTICS WRSN4STACLO42EP11, (2) F032/35K, LLF= 0.69

Y-AXIS

CONTOUR LEVELS: A= 50.0 B= 40.0 C= 30.0 D= 20.0 E= 10.0

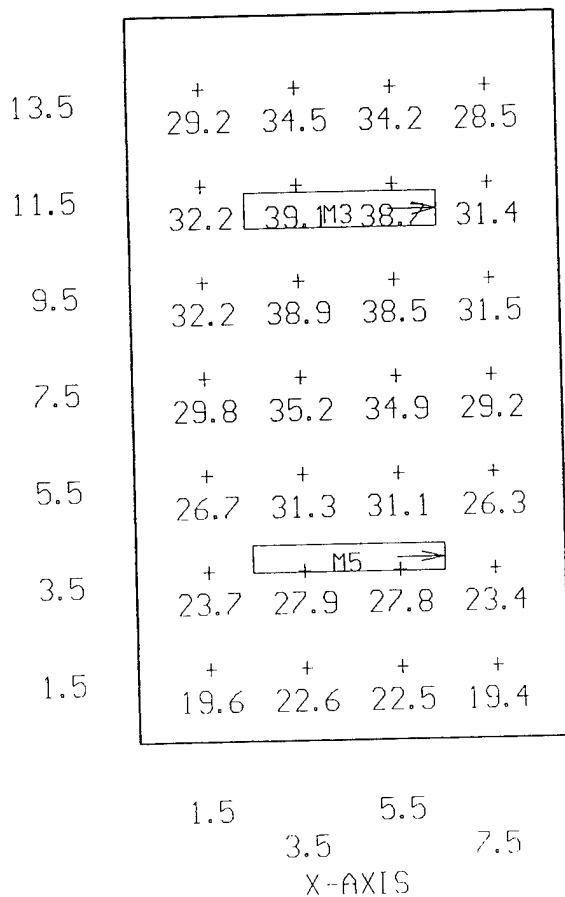


USI's LITE*PRO V2.27E Point-By-Point Numeric Output 10:39 2-Feb-95
 PROJECT: 60-020 AREA: ROOM 104 GRID: Ceiling
 Values are FC, SCALE: 1 IN= 4.0FT, HORZ GRID (U), HORZ CALC, Z= 2.5
 Computed in accordance with IES recommendations

+ MIN=19.4 MAX=39.1 AVE=30.0 AVE/MIN= 1.55 MAX/MIN= 2.02

M3 <1> = K8966 COLUMBIA K440-T, (4) F40CW, LLF= 0.58
 M5 <1> = K7988K COLUMBIA K240-T, (2) F40CW, LLF= 0.58

Y-AXIS

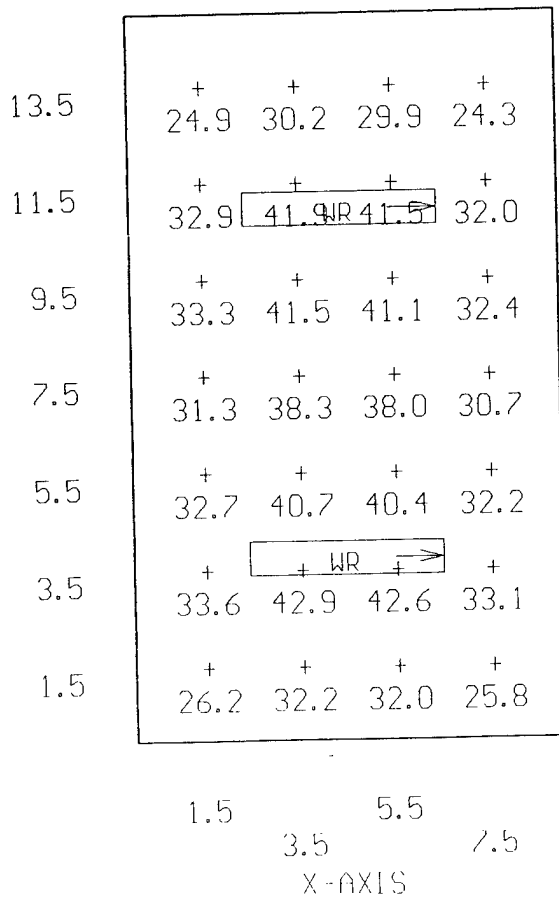


USI's LITE*PRO V2.27E Point-By-Point Numeric Output 14:15 11-Mar-95
 PROJECT: 60-020 AREA: ROOM 104-N GRID: Ceiling
 Values are FC, SCALE: 1 IN= 4.0FT, HORZ GRID (U), HORZ CALC, Z= 2.5
 Computed in accordance with IES recommendations

+ MIN=24.3 MAX=42.9 AVE=34.2 AVE/MIN= 1.41 MAX/MIN= 1.77

WR <2> = T9939 METALOPTICS WRSN4STACL042EP11, <2> F032/35K, LLF= 0.69

Y-AXIS




USI's LITE*PRO V2.27E Point-By-Point Numeric Output 10:50 2-Feb-95
 PROJECT: 60-020 AREA: BREAK ROOM GRID: Ceiling
 Values are FC, SCALE: 1 IN= 4.0FT, HORZ GRID (U), HORZ CALC, Z= 2.5
 Computed in accordance with IES recommendations

+ MIN=10.4 MAX=19.8 AVE=15.2 AVE/MIN= 1.47 MAX/MIN= 1.91

M5 <2> = K7988K COLUMBIA K240-T, <2> F40CW, LLF= 0.58

Y-AXIS




USI's LITE*PRO V2.27E Point-By-Point Numeric Output 14:17 11-Mar-95
 PROJECT: 60-020 AREA: BREAK ROOM-N GRID: Ceiling
 Values are FC, SCALE: 1 IN= 4.0FT, HORZ GRID (U), HORZ CALC, Z= 2.5
 Computed in accordance with IES recommendations

+ MIN=14.3 MAX=31.9 AVE=23.0 AVE/MIN= 1.61 MAX/MIN= 2.23

W8 <2> = K9604 COLUMBIA WCW240-A, <2> F032/35K, LLF= 0.69

Y-AXIS




USI's LITE*PRO V2.27E Point-By-Point Numeric Output 11:18 2-Feb-95
 PROJECT: 60-020 AREA: TOILETS GRID: Ceiling
 Values are FC, SCALE: 1 IN= 4.0FT, HORZ GRID (U), HORZ CALC, Z= 2.5
 Computed in accordance with IES recommendations

+ MIN=0.07 MAX=27.7 AVE=10.9 AVE/MIN= 156.35 MAX/MIN= 395.76

A1 <1> = K9604 COLUMBIA WCW240-A, (2) F40CW, LLF= 0.68
 J <1> = K9801X COLUMBIA LUN240-WL, (2) F40CW, LLF= 0.68

Y-AXIS

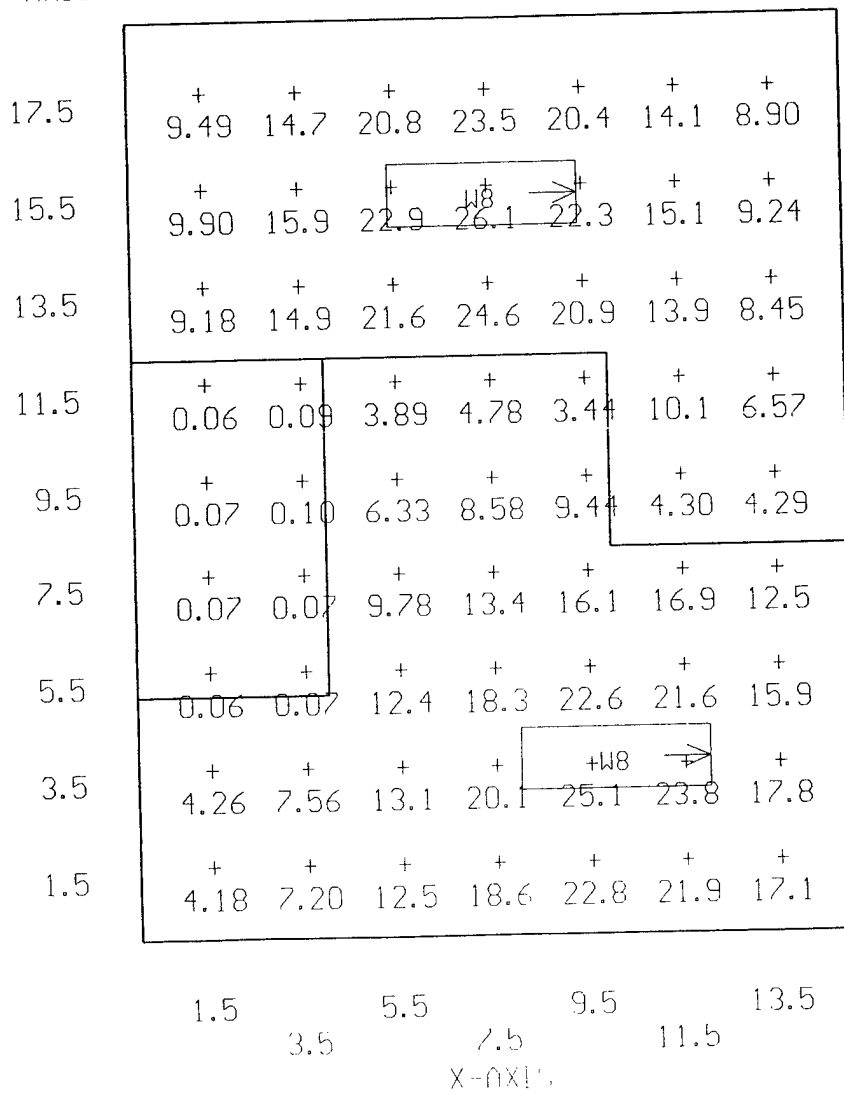


USI's LITE*PRO V2.27E Point-By-Point Numeric Output 14:19 11-Mar-95
 PROJECT: 60-020 AREA: TOILETS-N GRID: Ceiling
 Values are FC, SCALE: 1 IN= 4.0FT, HORZ GRID (U), HORZ CALC, Z= 2.5
 Computed in accordance with IES recommendations

+ MIN=0.06 MAX=26.1 AVE=12.4 AVE/MIN= 188.84 MAX/MIN= 395.76

W8 <2> = K9604 COLUMBIA WCW240-A, <2> F032/35K, LLF= 0.69


Y-AXIS



USI's LITE*PRO V2.27E Point-By-Point Numeric Output 13:28 2-Feb-95
 PROJECT: 60-020 AREA: TRAINING GRID: Ceiling
 Values are FC, SCALE: 1 IN= 8.0FT, HORZ GRID (U), HORZ CALC, Z= 2.5
 Computed in accordance with IES recommendations

+ MIN=11.7 MAX=42.0 AVE=25.8 AVE/MIN= 2.20 MAX/MIN= 3.58


G <4> = K7965 COLUMBIA 2SG240-EXA.125NOM, <2> F40CW, LLF= 0.68



USI's LITE*PRO V2.27E Point-By-Point Numeric Output 14:37 11-Mar-95
 PROJECT: 60-020 AREA: TRAINING-N GRID: Ceiling
 Values are FC, SCALE: 1 IN= 8.0FT, HORZ GRID (U), HORZ CALC, Z= 2.5
 Computed in accordance with IES recommendations

MIN=9.02 MAX=39.7 AVE=23.6 AVE/MIN= 2.62 MAX/MIN= 4.40

68 <4> = 9868 COLUMBIA T84PS2*-84-242-2E0CT, <2> F032/31K, LLF= 0.66

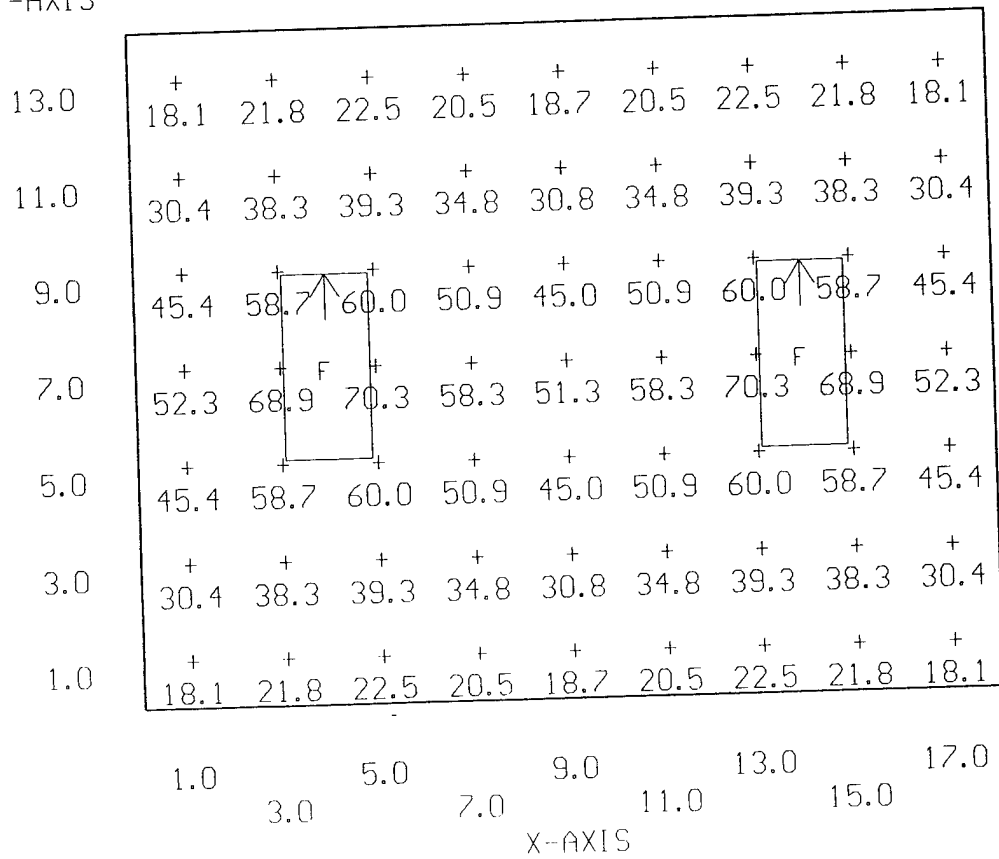


USI's LITE*PRO V2.27E Point-By-Point Numeric Output 13:34 2-Feb-95
 PROJECT: 60-020 AREA: LOCKERROOM 1 GRID: Ceiling
 Values are FC, SCALE: 1 IN= 4.0FT, HORZ GRID (U), HORZ CALC, Z= 2.5
 Computed in accordance with IES recommendations

+ MIN=18.1 MAX=70.3 AVE=39.7 AVE/MIN= 2.20 MAX/MIN= 3.89

F <2> = K7952 COLUMBIA 2SG440-EXA.125NOM, (4) F40CW, LLF= 0.68

Y-AXIS

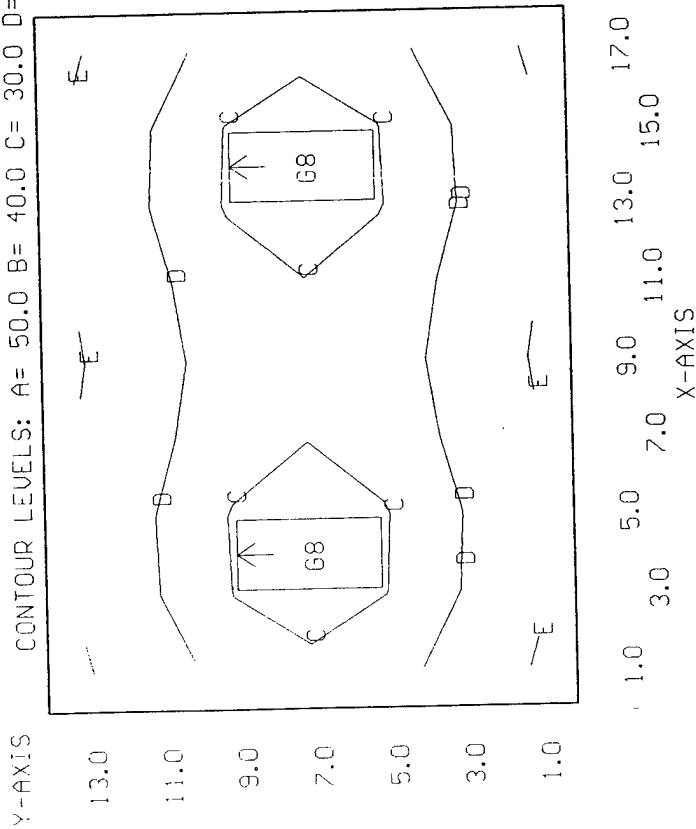


USI's LITE*PRO V2.27E Point-By-Point Numeric Output 14:39 11-Mar-95
PROJECT: 60-020 AREA: LOCKERROOM 1-N GRID: Ceiling
Values are FC, SCALE: 1 IN= 5.0FT, HORZ GRID (U), HORZ CALC, Z= 2.5
Computed in accordance with IES recommendations

+ MIN=9.29 MAX=35.9 AVE=20.6 AVE/MIN= 2.22 MAX/MIN= 3.86

G8 <2> = 9868 COLUMBIA T84PS2*-84-242-2EOCT, (2) F032/31K, LLF= 0.66

CONTOUR LEVELS: A= 50.0 B= 40.0 C= 30.0 D= 20.0 E= 10.0

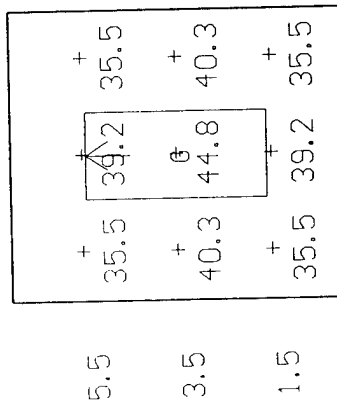


JSI's LITE*PRO V2.27E Point-By-Point Numeric Output 13:38 2-Feb-95
 PROJECT: 60-020 AREA: FOYER GRID: Ceiling
 Values are FC, SCALE: 1 IN= 4.0FT, HORZ GRID (U), HORZ CALC, Z= 2.5
 Computed in accordance with IES recommendations

+ MIN=35.5 MAX=44.8 AVE=38.4 AVE/MIN= 1.08 MAX/MIN= 1.26

G <1> = K7965 COLUMBIA 2SG240-EXA.125NOM, <2> F40CM, LLF= 0.68

Y-AXIS



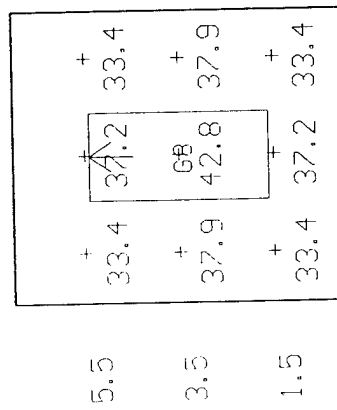
1.0 5.0
 3.0
 X-AXIS

USI's LITE*PRO V2.27E Point-By-Point Numeric Output 14:41 11-Mar-95
 PROJECT: 60-020 AREA: FOYER-N GRID: Ceiling
 Values are FC, SCALE: 1 IN= 4.0FT, HORZ GRID (U), HORZ CALC, Z= 2.5
 Computed in accordance with IES recommendations

+ MIN=33.4 MAX=42.8 AVE=36.3 AVE/MIN= 1.09 MAX/MIN= 1.28

GB <1> = 9868 COLUMBIA T84PS2*-84-242-2E0CT, <2> F032/31K, LLF= 0.66

v--AXIS




1.0 5.0
 3.0
 X--AXIS

US1's LITE*PRO V2.27E Point-By-Point Numeric Output 13:47 2-Feb-95
 PROJECT: 60-020 AREA: ROOM 109 GRID: Ceiling
 Values are FC, SCALE: 1 IN= 4.0FT, HORZ GRID (U), HORZ CALC, Z= 2.5
 Computed in accordance with IES recommendations

+ MIN=0.00 MAX=65.5 AVE=41.0 AVE/MIN=N/A MAX/MIN=N/A

M3 <3> = K8966 COLUMBIA K440-T, (4) F40CW, LLF= 0.58

Y-AXIS

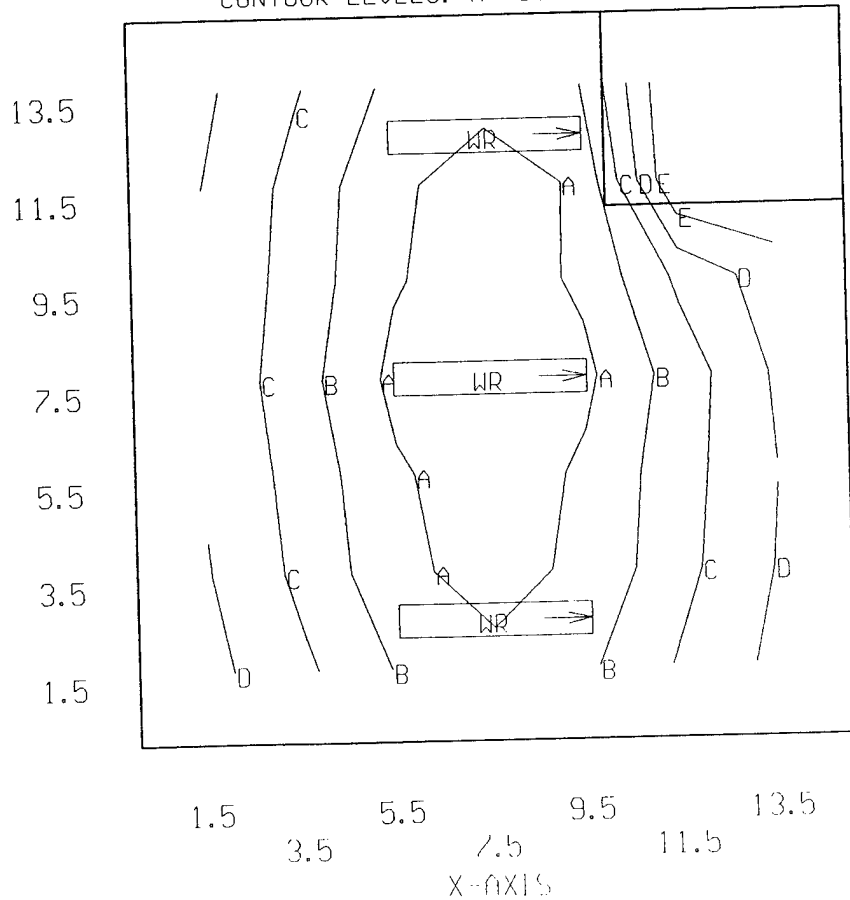


USI's LITE*PRO V2.27E Point-By-Point Numeric Output 14:43 11-Mar-95
PROJECT: 60-020 AREA: ROOM 109-N GRID: Ceiling
Values are FC, SCALE: 1 IN= 4.0FT, HORZ GRID (U), HORZ CALC, Z= 2.5
Computed in accordance with IES recommendations

+ MIN=0.00 MAX=59.8 AVE=33.5 AVE/MIN=N/A MAX/MIN=N/A

WR <3> = T9939 METALOPTICS WRSN4STACLO42EP11, <2> F032/35K, LLF= 0.69

Y-AXIS CONTOUR LEVELS: A= 50.0 B= 40.0 C= 30.0 D= 20.0 E= 10.0




USI's LITE*PRO V2.27E Point-By-Point Numeric Output 13:50 2-Feb-95
 PROJECT: 60-020 AREA: ROOM 110 GRID: Ceiling
 Values are FC, SCALE: 1 IN= 4.0FT, HORZ GRID (U), HORZ CALC, Z= 2.5
 Computed in accordance with IES recommendations

+ MIN=29.8 MAX=75.7 AVE=52.7 AVE/MIN= 1.77 MAX/MIN= 2.55

F <2> = K7952 COLUMBIA 2SG440-EXA.125NOM, <4> F40CW, LLF= 0.68

Y-AXIS



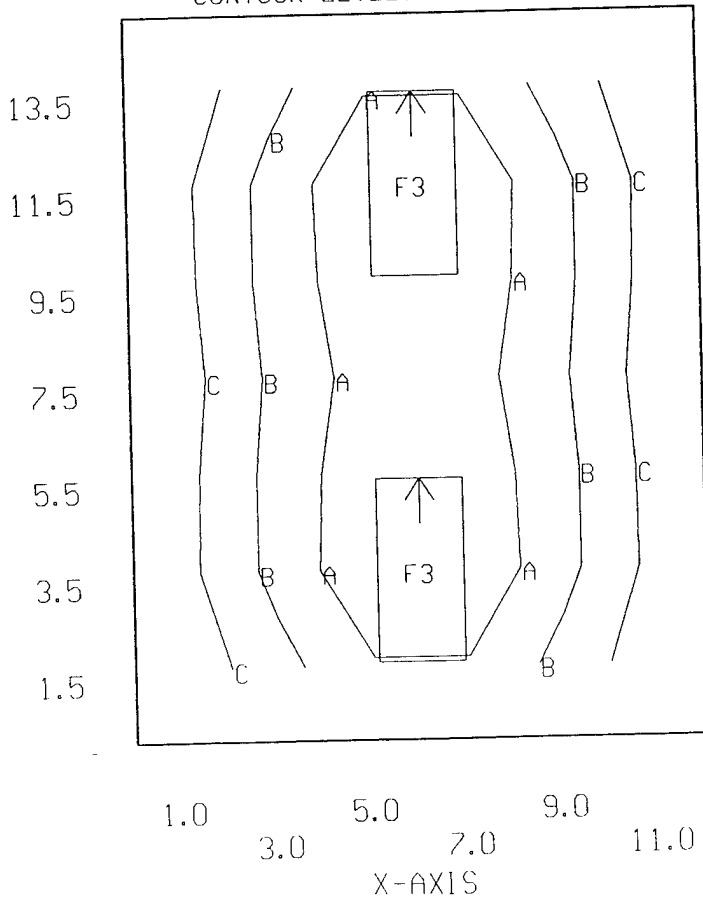
USI's LITE*PRO V2.27E Point-By-Point Numeric Output 14:53 11-Mar-95
PROJECT: 60-020 AREA: ROOM 110-N GRID: Ceiling
Values are FC, SCALE: 1 IN= 4.0FT, HORZ GRID (U), HORZ CALC, Z= 2.5
Computed in accordance with IES recommendations

+ MIN=23.0 MAX=58.4 AVE=40.5 AVE/MIN= 1.76 MAX/MIN= 2.54

F3 <2> = A9720 COLUMBIA T84PS2*-84-243-3EOCT, <3> F032/31K, LLF= 0.66

Y-AXIS

CONTOUR LEVELS: A= 50.0 B= 40.0 C= 30.0 D= 20.0 E= 10.0

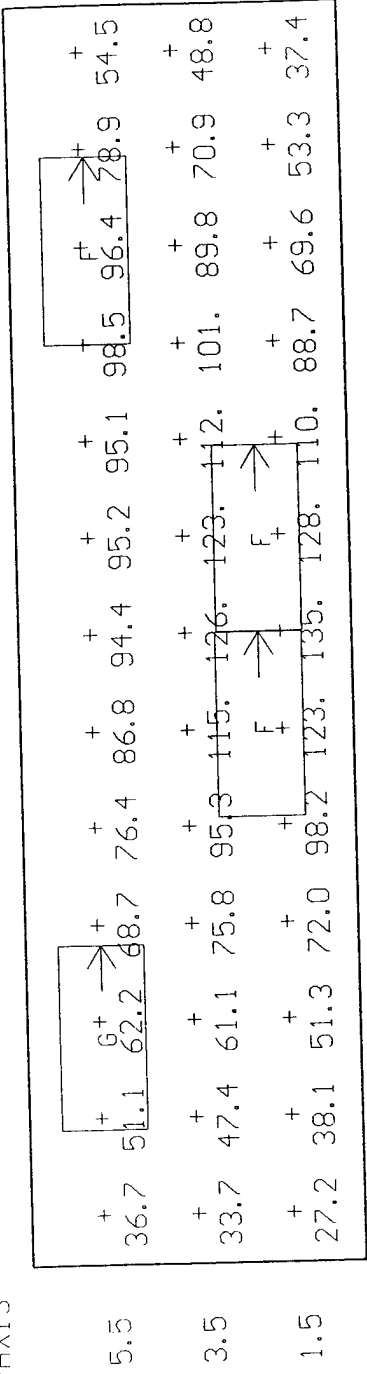


USI's LITE*PRO V2.27E Point-By-Point Numeric Output 13:59 2-Feb-95
 PROJECT: 60-020 AREA: RADIO ROOM GRID: Ceiling
 Values are FC, SCALE: 1 IN= 4.0FT, HORZ GRID (U), HORZ CALC, Z= 2.5
 Computed in accordance with IES recommendations

+ MIN=27.2 MAX=135. AVE=80.2 AVE./MIN= 2.95 MAX/MIN= 4.95

F <3> = K7952 COLUMBIA 2SG440-EXA.125NOM, (4) F40CW, LLF= 0.68
 G <1> = K7965 COLUMBIA 2SG240-EXA.125NOM, (2) F40CW, LLF= 0.68

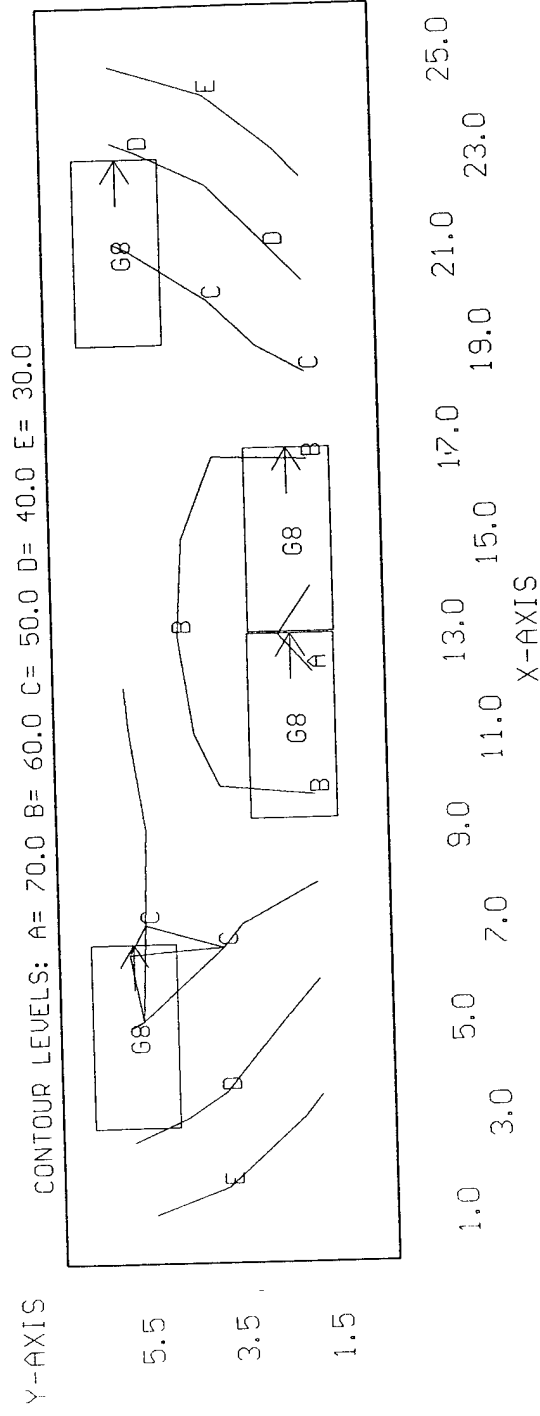
Y-AXIS



USI's LITE*PRO V2.27E Point-By-Point Numeric Output 14:55 11-Mar-95
 PROJECT: 60-020 AREA: RADIO ROOM-N GRID: Ceiling
 Values are FC, SCALE: 1 IN= 4.0FT, HORZ GRID (U), HORZ CALC, Z= 2.5
 Computed in accordance with IES recommendations

- MIN=18.9 MAX=71.8 AVE=46.5 AVE/MIN= 2.46 MAX/MIN= 3.80


G8 <4> = 9868 COLUMBIA T84PS2*-84-242-2E0CT, <2> F032/31K, LLF= 0.66



USI's LITE*PRO V2.27E Point-By-Point Numeric Output 14:09 2-Feb-95
 PROJECT: 60-020 AREA: LOCKER ROOM 2 GRID: Ceiling
 Values are FC, SCALE: 1 IN= 8.0FT, HORZ GRID (U), HORZ CALC, Z= 2.5
 Computed in accordance with IES recommendations

+ MIN=14.1 MAX=82.7 AVE=58.2 AVE./MIN= 4.12 MAX/MIN= 5.85

F <5> = K7952 COLUMBIA 2SG440-EXA.125NOM, <4> F40CW, LLF= 0.68

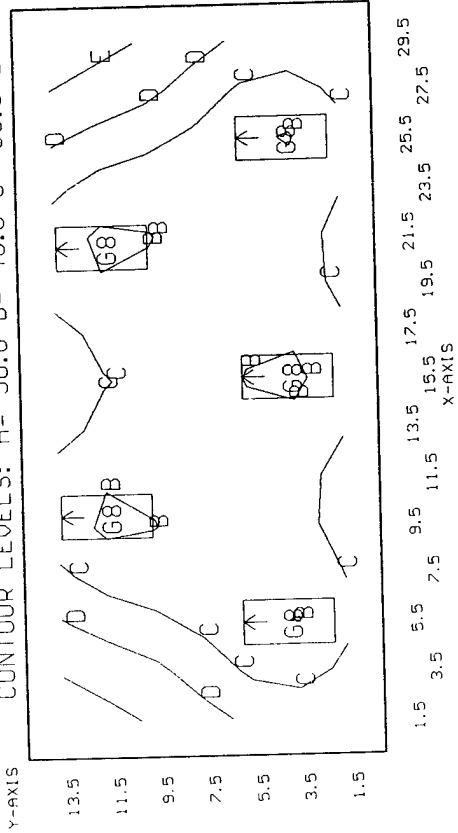


USI's LITE*PRO V2.27E Point-By-Point Numeric Output 14:57 11-Mar-95
PROJECT: 60-020 AREA: LOCKER ROOM 2-N GRID: Ceiling
Values are FC, SCALE: 1 IN= 8.0FT, HORZ GRID (U), HORZ CALC, Z= 2.5
Computed in accordance with IES recommendations

+ MIN=6.39 MAX=42.2 AVE=29.9 AVE/MIN= 4.68 MAX/MIN= 6.60

G8 <5> = 9868 COLUMBIA T84PS2*-84-242-2EOCT, (2) F032/31K, LLF= 0.66

CONTOUR LEVELS: A= 50.0 B= 40.0 C= 30.0 D= 20.0 E= 10.0



Bldg 60-060 Summary

Present System				
Fixture Type	Watts/ Fixture	Number Fixtures	Total Watts	
A1	83	3	249	
F	166	43	7,138	
Y1	60	3	180	
Z5	41	2	82	
Totals		51	7,649	

Replacement System				
Fixture Type	Watts/ Fixture	Number Fixtures	Total Watts	
CF	23	3	69	
F2	59	8	472	
FR	61	35	2,135	
W2	59	3	177	
Z8	59	2	118	
Totals		51	2,971	

Reynolds, Smith & Hills, Inc.
 4651 Salisbury Road
 Jacksonville, FL 32256
 Buildings Engineering

Luminaire Fixture Schedule
 Generated by LitePro V2.27E
 Provided and supported by USI Lighting, Inc.
 Filename: 60-060 Type: Indoor

Luminaire Fixture Schedule / **PRESENT**

Project name: PBA lighting Survey - Bldg 60-060
 Prepared for: Corps of Engineers
 Prepared by: C. Warren

Project #6941331
 Date: 25-Jan-95
 UPD: 2.2W/Sq.Ft

TYPE	DESCRIPTION	LAMP/BALLAST	V/W	QTY	REMARKS
A1	15"X4'2L CEILING MT.WRAPAROUND LENS- PRISMATIC W/ GLOW ENDS COLUMBIA WCW240-A	F40CW ESB	000 - 83	3	
F	2X4 4L FLUSH STATIC TROFFER LENS- .125" POLARIZED PATT.12 COLUMBIA 4PS2*-87-244	F40CW ESB	000 - 166	43	
Y1	5"RECESS ROUND DOWNLIGHT, LOWER OPEN- CLEAR ALZAK REFLECTOR PRESCOLITE 1222-262	60A19/IF NA	000 - 60	3	
Z5	5"X4"X4' 2L WALL CORRIDOR WRAP LENS- SMOOTH WHITE ACRYLIC COLUMBIA W240-A	F20T12/CW ESB	000 - 41	2	

NOTES:

60-060 Schedule

Reynolds, Smith & Hills, Inc.
 4651 Salisbury Road
 Jacksonville, FL 32256
 Buildings Engineering

Luminaire Fixture Schedule
 Generated by LitePro V2.27E
 Provided and supported by USI Lighting, Inc.
 Filename: 60-060 Type: Indoor

Luminaire Fixture Schedule / ~~PROPOSED~~

Project name: PBA lighting Survey - Bldg 60-060
 Prepared for: Corps of Engineers
 Prepared by: C. Warren

Project #6941331
 Date: 11-Mar-95
 UPD: 0.9W/Sq.Ft

TYPE	DESCRIPTION	LAMP/BALLAST	V/W	QTY	REMARKS
CF	8"1L(VERT) RECESS RND.DOWNLITE OPEN - CLR.REFL. W/ BLK.BAFFLE PRESCOLITE CF122518-B462	F18DTT/27K STD	000 - 23	3	
F2	2X4 2L FLUSH STATIC TROFFER LENS-PRISMATIC ACRYLIC PATT-19 COLUMBIA T84PS2*-84-242-2EOCT	FO32/31K EOCT	000 - 59	8	
FR	2X4 ACRYLIC LENSED TROFFER ECONOMY SILVER BEAM REFLECTOR METALOPTICS 24EKSO42EP11	FO32/35K EOCT	000 - 61	35	
W2	15"X4'2L CEILING MT.WRAPAROUND LENS- PRISMATIC W/ GLOW ENDS COLUMBIA WCW240-A	FO32/35K EOCT	000 - 59	3	
28 25	5"X4"X4' 2L WALL CORRIDOR WRAP LENS- SMOOTH WHITE ACRYLIC COLUMBIA W240-A	FO32/35K EOCT F20	000 - 41 59	2	

NOTES:

Reynolds, Smith & Hills, Inc.
4651 Salisbury Road
Jacksonville, FL 32256
Buildings Engineering

Project Area Summary
Generated by LitePro V2.27E
Provided and supported by USI Lighting, Inc.
Filename: 60-060 Type: Indoor

Project Area Summary

Project name: PBA lighting Survey - Bldg 60-060
Prepared for: Corps of Engineers
Prepared by: C. Warren

Project #6941331
Date: 11-Mar-95
UPD: 1.6W/Sq.Ft

AREA NAME	DIMENSIONS	LUMINAIRES	W/SQ.FT	QTY
BREAK ROOM	24x20x8Ft	(6) Type F	2.1	1
BREAK ROOM-N	24x20x8Ft	(6) Type F2	0.7	1
HALLWAY	4x10x8Ft	(1) Type A1	2.1	1
HALLWAY-N	4x10x8Ft	(1) Type W2	1.5	1
MENS RESTROOM	10x5x8Ft	(1) Type F (1) Type Y1	4.5	1
MENS RESTROOM-N	10x5x8Ft	(1) Type CF (1) Type F2	1.6	1
WOMENS ROOM	10x10x8Ft	(1) Type F (2) Type Z5	2.5	1
WOMENS ROOM-N	10x10x8Ft	(1) Type F2 (2) Type Z5	1.8	1
JANITOR	4x4x8Ft	(1) Type Y1	3.8	1
JANITOR-N	4x4x8Ft	(1) Type CF	1.4	1
ROOM 6	10x14x8Ft	(2) Type F	2.4	1
ROOM 6-N	10x14x8Ft	(2) Type FR	0.9	1
OPEN OFFICE	28x22x8Ft	(9) Type F	2.4	1
OPEN OFFICE-N	28x22x8Ft	(9) Type FR	0.9	1
ROOM 5	14x13x8Ft	(2) Type F	1.8	1
ROOM 5-N	14x13x8Ft	(2) Type FR	0.7	1
ROOM 6A	14x13x8Ft	(2) Type F	1.8	1

ROOM 6 ^A -N	14x13x8Ft	(2)	Type FR	0.7	1
STORAGE	8x9x8Ft	(1)	Type A1	1.2	1
STORAGE-N	8x9x8Ft	(1)	Type W2	0.8	1
ROOM 3	16x18x8Ft	(4)	Type F	2.3	1
ROOM 3-N	16x18x8Ft	(4)	Type FR	0.8	1
OPEN AREA 1	40x17x8Ft	(9)	Type F	2.2	1
OPEN AREA 1-N	40x17x8Ft	(9)	Type FR	0.8	1
ROOM 2	11x18x8Ft	(3)	Type F	2.5	1
ROOM 2-N	11x18x8Ft	(3)	Type FR	0.9	1
ROOM 1	16x18x8Ft	(4)	Type F	2.3	1
ROOM 1-N	16x18x8Ft	(4)	Type FR	0.8	1
ENTRANCE HALL	5x18x8Ft	(1) (1)	Type A1 Type Y1	1.6	1
ENTRANCE HALL-N	5x18x8Ft	(1) (1)	Type CF Type W2	0.9	1

NOTES:

Reynolds, Smith & Hills, Inc.
 4651 Salisbury Road
 Jacksonville, FL 32256
 Buildings Engineering

Project Calculation Summary
 Generated by LitePro V2.27E
 Provided and supported by USI Lighting, Inc.
 Filename: 60-060 Type: Indoor

Project Calculation Summary

Project name: PBA lighting Survey - Bldg 60-060
 Prepared for: Corps of Engineers
 Prepared by: C. Warren

Project #6941331
 Date: 11-Mar-95
 UPD: 1.6W/Sq.Ft

AREA NAME	DIMENSIONS	GRID NAME	AVE	MAX	MIN
BREAK ROOM	24x20x8Ft	Ceiling	<+> 55.5	83.4	13.2
BREAK ROOM-N	24x20x8Ft	Ceiling	<+> 35.1	50.8	7.2
HALLWAY	4x10x8Ft	Ceiling	<+> 32.8	42.9	24.1
HALLWAY-N	4x10x8Ft	Ceiling	<+> 29.3	38.3	21.5
MENS RESTROOM	10x5x8Ft	Ceiling	<+> 53.9	81.1	25.7
MENS RESTROOM-N	10x5x8Ft	Ceiling	<+> 35.1	50.5	16.2
WOMENS ROOM	10x10x8Ft	Ceiling	<+> 38.8	74.3	13.6
WOMENS ROOM-N	10x10x8Ft	Ceiling	<+> 33.2	53.4	14.9
JANITOR	4x4x8Ft	Ceiling	<+> 11.2	11.3	11.1
JANITOR-N	4x4x8Ft	Ceiling	<+> 10.3	10.7	10.0
ROOM 6	10x14x8Ft	Ceiling	<+> 53.4	78.4	30.1
ROOM 6-N	10x14x8Ft	Ceiling	<+> 39.0	56.8	22.6
OPEN OFFICE	28x22x8Ft	Ceiling	<+> 63.2	83.5	46.2
OPEN OFFICE-N	28x22x8Ft	Ceiling	<+> 48.2	65.2	22.3
ROOM 5	14x13x8Ft	Ceiling	<+> 45.8	84.5	17.6
ROOM 5-N	14x13x8Ft	Ceiling	<+> 33.6	61.7	13.6
ROOM 6	14x13x8Ft	Ceiling	<+> 45.2	86.5	0.4
ROOM 6-N	14x13x8Ft	Ceiling	<+> 33.2	63.3	0.3

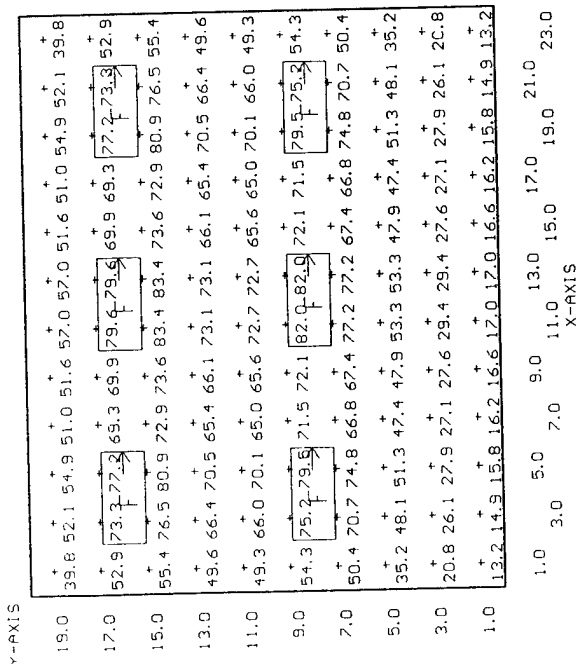
STORAGE	8x9x8Ft	Ceiling	<+>	27.7	35.8	20.8
STORAGE-N	8x9x8Ft	Ceiling	<+>	24.7	31.9	18.6
ROOM 3	16x18x8Ft	Ceiling	<+>	58.0	87.3	16.6
ROOM 3-N	16x18x8Ft	Ceiling	<+>	42.7	63.9	13.0
OPEN AREA 1	40x17x8Ft	Ceiling	<+>	59.4	83.6	18.5
OPEN AREA 1-N	40x17x8Ft	Ceiling	<+>	43.8	59.4	14.5
ROOM 2	11x18x8Ft	Ceiling	<+>	56.6	90.2	12.1
ROOM 2-N	11x18x8Ft	Ceiling	<+>	41.7	64.8	9.5
ROOM 1	16x18x8Ft	Ceiling	<+>	56.6	75.9	35.1
ROOM 1-N	16x18x8Ft	Ceiling	<+>	41.6	54.4	27.1
ENTRANCE HALL	5x18x8Ft	Ceiling	<+>	21.1	39.9	6.0
ENTRANCE HALL-N	5x18x8Ft	Ceiling	<+>	18.4	35.6	4.0

NOTES:

USI's LITE*PRO V2.27E Point-By-Point Numeric Output 15:16 25-Jan-95
 PROJECT: 60-060 AREA: BREAK ROOM GRID: Ceiling
 Values are FC, SCALE: 1 IN= 8.0FT, HORZ GRID (U), HORZ CALC, Z= 2.5
 Computed in accordance with IES recommendations

+ MIN=13.2 MAX=83.4 AVE=55.5 AVE/MIN= 4.20 MAX/MIN= 6.31

F <6> = 9753 COLUMBIA 4PS2*-87-244, (4) F40CW, LLF= 0.68

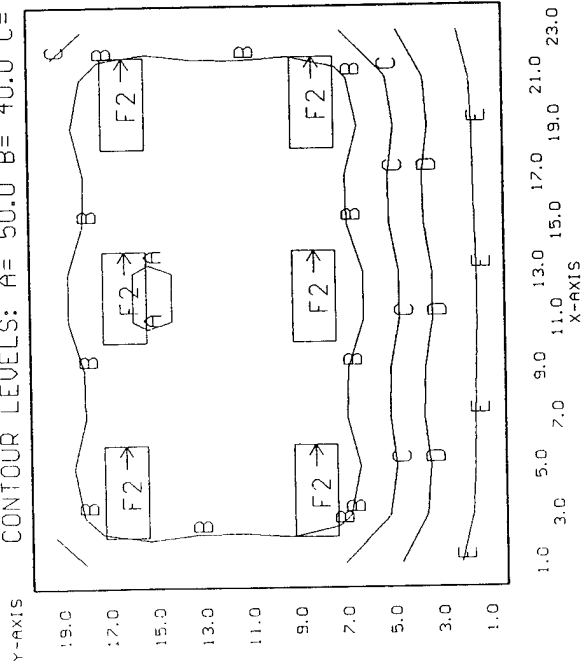


USI's LITE*PRO V2.27E Point-By-Point Numeric Output 15:20 11-Mar-95
 PROJECT: 60-060 AREA: BREAK ROOM-N GRID: Ceiling
 Values are FC, SCALE: 1 IN= 8.0FT, HORZ GRID (U), HORZ CALC, Z= 2.5
 Computed in accordance with IES recommendations

+ MIN=7.24 MAX=50.8 AVE=35.1 AVE/MIN= 4.85 MAX/MIN= 7.02

F2 <6> = 9868 COLUMBIA T84PS2*-84-242-2E0CT, <2> F032/31K, LLF= 0.66

CONTOUR LEVELS: A= 50.0 B= 40.0 C= 30.0 D= 20.0 E= 10.0

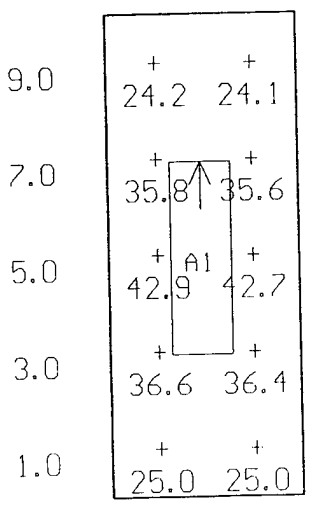


USI's LITE*PRO V2.27E Point-By-Point Numeric Output 16:21 25-Jan-95
PROJECT: 60-060 AREA: HALLWAY GRID: Ceiling
Values are FC, SCALE: 1 IN= 4.0FT, HORZ GRID (U), HORZ CALC, _Z= 2.5
Computed in accordance with IES recommendations

+ MIN=24.1 MAX=42.9 AVE=32.8 AVE/MIN= 1.36 MAX/MIN= 1.78

A1 <1> = K9604 COLUMBIA WCW240-A, <2> F40CW, LLF= 0.68

Y-AXIS



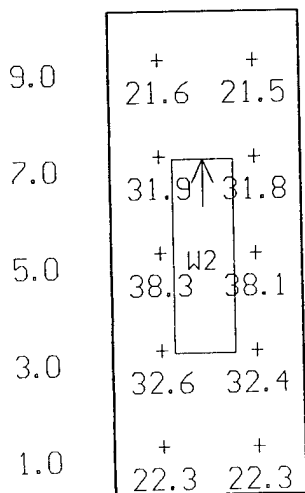
1.0 3.0
X-AXIS

USI's LITE*PRO V2.27E Point-By-Point Numeric Output 15:22 11-Mar-95
 PROJECT: 60-060 AREA: HALLWAY-N GRID: Ceiling
 Values are FC, SCALE: 1 IN= 4.0FT, HORZ GRID (U), HORZ CALC, Z= 2.5
 Computed in accordance with IES recommendations

+ MIN=21.5 MAX=38.3 AVE=29.3 AVE/MIN= 1.36 MAX/MIN= 1.78

W2 (1) = K9604 COLUMBIA WCW240-A, (2) F032/35K, LLF= 0.66

Y-AXIS



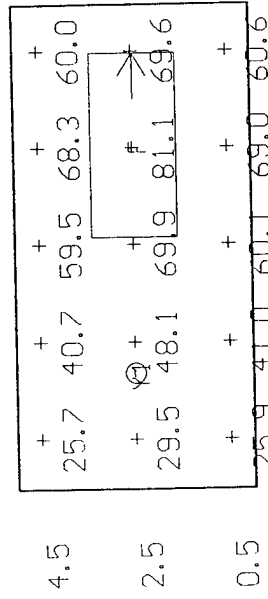
1.0 3.0
 X-AXIS

USI's LITE*PRO V2.27E Point-By-Point Numeric Output 16:03 25-Jan-95
 PROJECT: 60-060 AREA: MENS RESTROOM GRID: Ceiling
 Values are FC, SCALE: 1 IN= 4.0FT, HORZ GRID (U), HORZ CALC, Z= 2.5
 Computed in accordance with IES recommendations

+ MIN=25.7 MAX=81.1 AVE=53.9 AVE/MIN= 2.10 MAX/MIN= 3.15

F <1> = 9753 COLUMBIA 4PS2*-87-244, (4) F40CW, LLF= 0.68
 v1 <1> = B1999A PRESCOLITE 1222-262, (1) 60A19/IF, LLF= 0.81

Y-AXIS



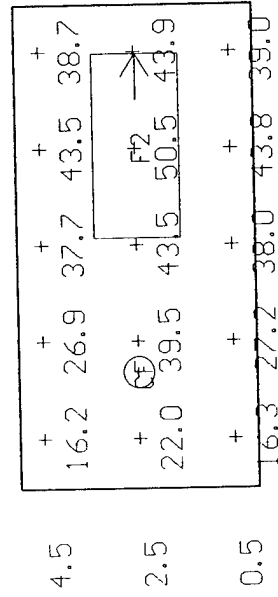
1.0 5.0 9.0
 3.0 7.0
 X-AXIS

USI's LITE*PRO V2.27E Point-By-Point Numeric Output 15:26 11-Mar-95
 PROJECT: 60-060 AREA: MENS RESTROOM-N GRID: Ceiling
 Values are FC, SCALE: 1 IN= 4.0FT, HORZ GRID <U>, HORZ CALC, Z= 2.5
 Computed in accordance with IES recommendations

+ MIN=16.2 MAX=50.5 AVE=35.1 AVE/MIN= 2.17 MAX/MIN= 3.12

CF <1> = B2125A PRESCOLITE CF122518-B462, <1> F18DTT/27K, LLF= 0.50
 F2 <1> = 9868 COLUMBIA T84PS2*-84-242-2E0CT, <2> F032/31K, LLF= 0.66

Y-AXIS




1.0 3.0 5.0 7.0 9.0
 X-AXIS

JSI's LITE*PRO V2.27E Point-By-Point Numeric Output 16:02 25-Jan-95
 PROJECT: 60-060 AREA: WOMENS ROOM GRID: Ceiling
 Values are FC, SCALE: 1 IN= 4.0FT, HORZ GRID (U), HORZ CALC, Z= 2.5
 Computed in accordance with IES recommendations

+ MIN=13.6 MAX=74.3 AVE=38.8 AVE/MIN= 2.86 MAX/MIN= 5.48

F <1> = 9753 COLUMBIA 4PS2*-87-244, <4> F40CW, LLF= 0.68
 Z5 <2> = K8957 COLUMBIA W240-A, <2> F20T12/CW, LLF= 0.60

Y-AXIS



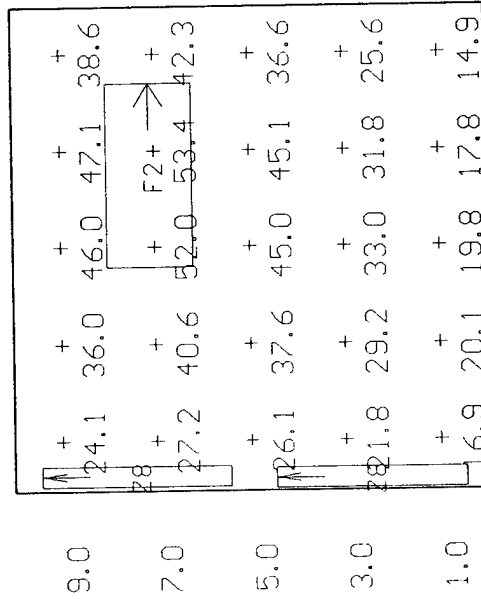
1.0 3.0 5.0 7.0 9.0
 X-AXIS

USI's LITE*PRO V2.27E Point-By-Point Numeric Output 15:29 11-Mar-95
 PROJECT: 60-060 AREA: WOMENS ROOM-N GRID: Ceiling
 Values are FC, SCALE: 1 IN= 4.0FT, HORZ GRID (U), HORZ CALC, Z= 2.5
 Computed in accordance with IES recommendations

+ MIN=14.9 MAX=53.4 AVE=33.2 AVE/MIN= 2.23 MAX/MIN= 3.60

F2 <1> = 9868 COLUMBIA T84PS2*-84-242-2E0CT, <2> F032/31K, LLF= 0.66
 Z8 <2> = K8957 COLUMBIA W240-A, <2> F032/35K, LLF= 0.58

Y-AXIS



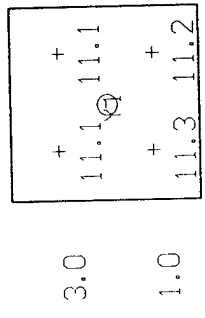
1.0 3.0 5.0 7.0 9.0
 X-AXIS

USI's LITE*PRO V2.27E Point-By-Point Numeric Output 16:20 25-Jan-95
PROJECT: 60-060 AREA: JANITOR GRID: Ceiling
Values are FC, SCALE: 1 IN= 4.0FT, HORZ GRID (U), HORZ CALC, Z= 2.5
Computed in accordance with IES recommendations

+ MIN=11.1 MAX=11.3 AVE=11.2 AVE/MIN= 1.01 MAX/MIN= 1.02

Y1 <1> = B1999A PRESCOLITE 1222-262, <1> 60A19/1F, LLF= 0.81

Y-AXIS



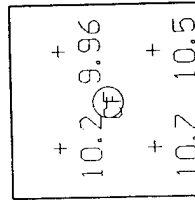
1.0 3.0
X-AXIS

USI's LITE*PRO V2.27E Point-By-Point Numeric Output 15:31 11-Mar-95
PROJECT: 60-060 AREA: JANITOR-N GRID: Ceiling
Values are FC, SCALE: 1 IN= 4.0FT, HORZ GRID (U), HORZ CALC, Z= 2.5
Computed in accordance with IES recommendations

+ MIN=9.96 MAX=10.7 AVE=10.3 AVE/MIN= 1.04 MAX/MIN= 1.07

CF <1> = B2125A PRESCOLITE CF122518-B462, <1> F180TT/27K, LLF= 0.50

Y-AXIS



3.0

1.0

1.0

3.0


X-AXIS

USI's LITE*PRO V2.27E Point-By-Point Numeric Output 16:28 25-Jan-95
 PROJECT: 60-060 AREA: ROOM 6 GRID: Ceiling
 Values are FC, SCALE: 1 IN= 4.0FT, HORZ GRID (U), HORZ CALC, Z= 2.5
 Computed in accordance with IES recommendations

+ MIN=30.1 MAX=78.4 AVE=53.4 AVE/MIN= 1.78 MAX/MIN= 2.61

F <2> = 9753 COLUMBIA 4PS2*-87-244, (4) F40CW, LLF= 0.68 -

Y-AXIS

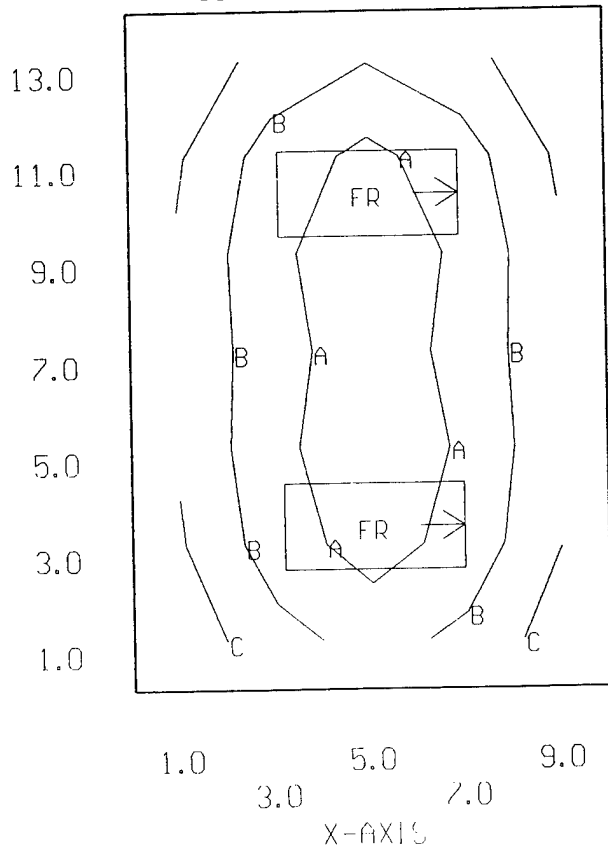


USI's LITE*PRO V2.27E Point-By-Point Numeric Output 15:36 11-Mar-95
PROJECT: 60-060 AREA: ROOM 6-N GRID: Ceiling
Values are FC, SCALE: 1 IN= 4.0FT, HORZ GRID (U), HORZ CALC, Z= 2.5
Computed in accordance with IES recommendations

+ MIN=22.6 MAX=56.8 AVE=39.0 AVE/MIN= 1.73 MAX/MIN= 2.52

FR <2> = T10620 METALOPTICS 24EKS042EP11, (2) F032/35K, LLF= 0.69

Y-AXIS CONTOUR LEVELS: A= 50.0 B= 40.0 C= 30.0 D= 20.0 E= 10.0



USI's LITE*PRO V2.27E Point-By-Point Numeric Output 16:33 25-Jan-95
 PROJECT: 60-060 AREA: OPEN OFFICE GRID: Ceiling
 Values are FC, SCALE: 1 IN= 8.0FT, HORZ GRID (U), HORZ CALC, Z= 2.5
 Computed in accordance with IES recommendations

+ MIN=46.2 MAX=83.5 AVE=63.2 AVE/MIN= 1.37 MAX/MIN= 1.81

F <9> = 9753 COLUMBIA 4PS2*-87-244, <4> F40CW, LLF= 0.68

Y-AXIS

21.0	49.1	65.3	66.5	54.0	46.2	53.7	66.2	66.2	53.7	46.2	54.0	66.5	65.3	49.1
19.0	57.0	72.7	74.4	63.0	63.1	60.2	63.1	63.0	63.1	63.0	63.1	63.0	63.1	57.0
17.0	54.0	71.9	73.5	60.3	52.2	60.5	74.3	74.3	60.5	52.2	60.3	73.5	71.9	54.0
15.0	50.1	65.4	67.0	56.4	49.5	56.7	67.9	67.9	49.5	56.7	67.0	65.4	50.1	
13.0	54.6	72.7	74.4	61.2	53.1	61.5	75.5	75.5	61.5	53.1	61.2	74.4	72.7	54.6
11.0	59.0	80.8	82.4	65.6	55.8	66.1	83.5	83.5	66.1	55.8	65.6	82.4	80.8	59.0
9.0	54.6	72.7	74.4	61.2	53.1	61.5	75.5	75.5	61.5	53.1	61.2	74.4	72.7	54.6
7.0	50.1	65.4	67.0	56.4	49.5	56.7	67.9	67.9	49.5	56.7	67.0	65.4	50.1	
5.0	54.0	71.9	73.5	60.3	52.2	60.5	74.3	74.3	60.5	52.2	60.3	73.5	71.9	54.0
3.0	57.0	72.7	74.4	63.0	63.1	63.0	63.1	63.0	63.1	63.0	63.1	63.0	63.1	57.0
1.0	49.1	65.3	66.5	54.0	46.2	53.7	66.2	66.2	53.7	46.2	54.0	66.5	65.3	49.1

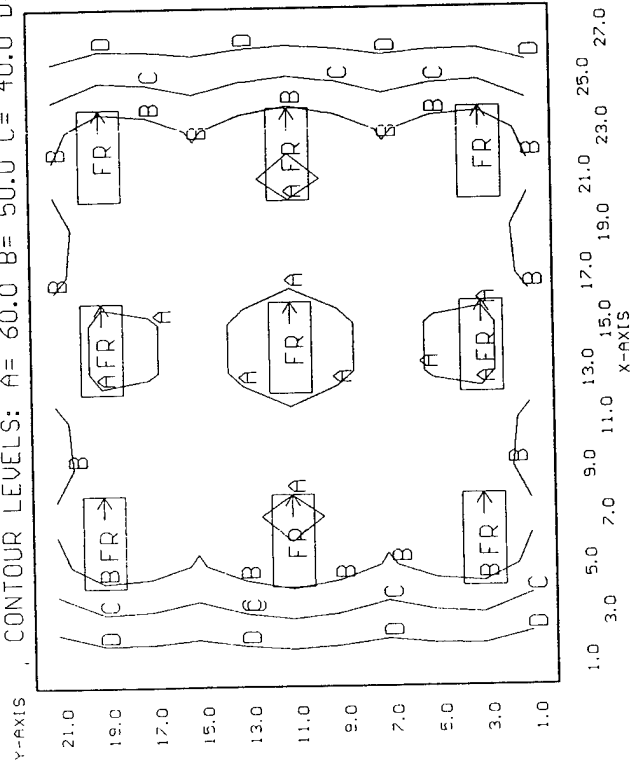
1.0 3.0 5.0 7.0 9.0 11.0 13.0 15.0 17.0 19.0 21.0 23.0 25.0 27.0
 X-AXIS

USI's LITE*PRO V2.27E Point-By-Point Numeric Output 15:40 11-Mar-95
PROJECT: 60-060 AREA: OPEN OFFICE-N GRID: Ceiling
Values are FC, SCALE: 1 IN= 8.0FT, HORZ GRID (U), HORZ CALC, Z= 2.5
Computed in accordance with IES recommendations

+ MIN=22.3 MAX=65.2 AVE=48.2 AVE/MIN= 2.16 MAX/MIN= 2.92

FR (9) = T10620 METALOPTICS 24EKS042EP11, (2) F032/35K, LLF= 0.69

CONTOUR LEVELS: A= 60.0 B= 50.0 C= 40.0 D= 30.0 E= 20.0




USI's LITE*PRO V2.27E Point-By-Point Numeric Output 16:36 25-Jan-95
 PROJECT: 60-060 AREA: ROOM 5 GRID: Ceiling
 Values are FC, SCALE: 1 IN= 4.0FT, HORZ GRID (U), HORZ CALC, Z= 2.5
 Computed in accordance with IES recommendations

+ MIN=17.6 MAX=84.5 AVE=45.8 AVE/MIN= 2.59 MAX/MIN= 4.79

F <2> = 9753 COLUMBIA 4PS2*-87-244, (4) F40CW, LLF= 0.68

Y-AXIS

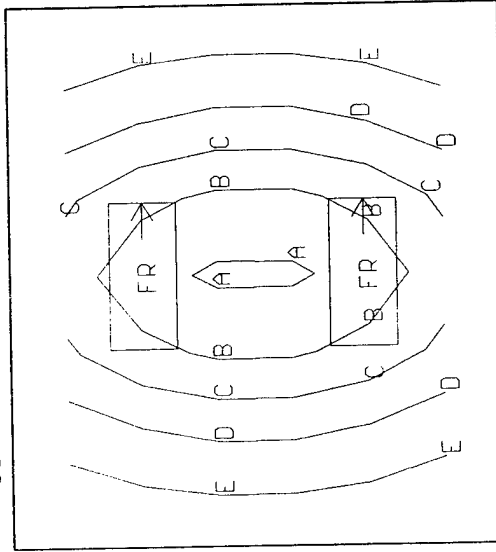


USI's LITE*PRO V2.27E Point-By-Point Numeric Output 15:42 11-Mar-95
PROJECT: 60-060 AREA: ROOM 5-N GRID: Ceiling
Values are FC, SCALE: 1 IN= 5.0FT, HORZ GRID (U), HORZ CALC, Z= 2.5
Computed in accordance with IES recommendations

+ MIN=13.6 MAX=61.7 AVE=33.6 AVE/MIN= 2.47 MAX/MIN= 4.54

FR <2> = T10620 METALOPTICS 24EKS042EP11, <2> F032/35K, LLF= 0.69

CONTOUR LEVELS: A= 60.0 B= 50.0 C= 40.0 D= 30.0 E= 20.0




11.5
9.5
7.5
5.5
3.5
1.5
1.0 3.0 5.0 7.0 9.0 11.0 13.0
X-AXIS

USI's LITE*PRO U2.27E Point-By-Point Numeric Output 16:41 25-Jan-95
 PROJECT: 60-060 AREA: ROOM 6 GRID: Ceiling
 Values are FC, SCALE: 1 IN= 4.0FT, HORZ GRID (U), HORZ CALC, Z= 2.5
 Computed in accordance with IES recommendations

+ MIN=0.42 MAX=86.5 AVE=45.2 AVE/MIN= 107.58 MAX/MIN= 205.61

F <2> = 9753 COLUMBIA 4PS2*-87-244, <4> F40CW, LLF= 0.68

Y-AXIS



USI's LITE*PRO U2.27E Point-By-Point Numeric Output 15:44 11-Mar-95
 PROJECT: 60-060 AREA: ROOM 6-N GRID: Ceiling
 Values are FC, SCALE: 1 IN= 4.0FT, HORZ GRID (U), HORZ CALC, Z= 2.5
 Computed in accordance with IES recommendations

+ MIN=0.32 MAX=63.3 AVE=33.2 AVE/MIN= 100.68 MAX/MIN= 192.32

FR <2> = T10620 METALOPTICS 24EKS042EP11, <2> F032/35K, LLF= 0.69

Y-AXIS

11.5	+	12.8	+	22.2	+	34.7	+	40.9	+	34.9	+	22.3	+	0.32
9.5	+	15.7	+	28.5	+	45.6	+	54.6	+	45.9	+	28.6	+	14.4
7.5	+	17.6	+	32.1	+	51.9	+	62.0	+	52.1	+	32.1	+	17.3
5.5	+	17.9	+	32.9	+	53.0	+	63.3	+	53.1	+	32.9	+	17.8
3.5	+	16.6	+	30.2	+	48.6	+	58.0	+	48.6	+	30.2	+	16.5
1.5	+	14.2	+	25.2	+	40.1	+	47.5	+	40.0	+	25.1	+	14.2

1.0 3.0 5.0 7.0 9.0 11.0 13.0
 X-AXIS

USI's LITE*PRO V2.27E Point-By-Point Numeric Output 16:44 25-Jan-95
 PROJECT: 60-060 AREA: STORAGE GRID: Ceiling
 Values are FC, SCALE: 1 IN= 4.0FT, HORZ GRID (U), HORZ CALC, Z= 2.5
 Computed in accordance with IES recommendations

+ MIN=20.8 MAX=35.8 AVE=27.7 AVE/MIN= 1.33 MAX/MIN= 1.72

A1 <1> = K9604 COLUMBIA WCW240-A, <2> F40CW, LLF= 0.68

Y-AXIS

7.5	+	20.9	+	25.8	+	25.8	+	20.8
5.5	+	27.3	+	35.1	+	35.0	+	27.2
3.5	+	27.8	+	35.8	+	35.7	+	27.6
1.5	+	21.9	+	27.2	+	27.2	+	21.8

1.0 3.0 5.0 7.0
 X-AXIS

USI's LITE*PRO V2.27E Point-By-Point Numeric Output 15:46 11-Mar-95
PROJECT: 60-060 AREA: STORAGE-N GRID: Ceiling
Values are FC, SCALE: 1 IN= 4.0FT, HORZ GRID (U), HORZ CALC, Z= 2.5
Computed in accordance with IES recommendations

+ MIN=18.6 MAX=31.9 AVE=24.7 AVE/MIN= 1.33 MAX/MIN= 1.72

W2 <1> = KS604 COLUMBIA WCU240-A, <2> F032/35K, LLF= 0.66

Y-AXIS

7.5	+	18.7	+	23.1	+	23.0	+	18.6
5.5	+	24.4	+	31.3	+	31.2	+	24.2
3.5	+	24.8	+	31.9	+	31.9	+	24.7
1.5	+	19.5	+	24.3	+	24.2	+	19.4

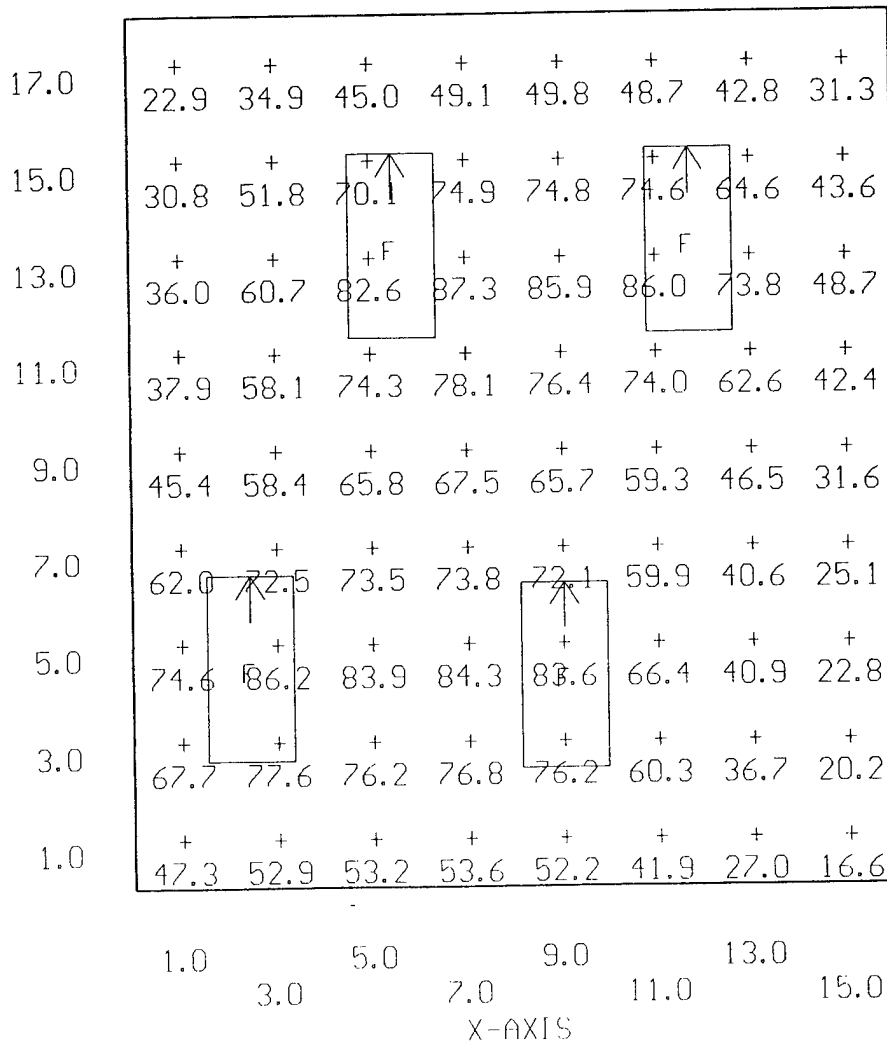
1.0 3.0 5.0 7.0
X-AXIS

USI's LITE*PRO V2.27E Point-By-Point Numeric Output 16:49 25-Jan-95
 PROJECT: 60-060 AREA: ROOM 3 GRID: Ceiling
 Values are FC, SCALE: 1 IN= 4.0FT, HORZ GRID (U), HORZ CALC, Z= 2.5
 Computed in accordance with IES recommendations

+ MIN=16.6 MAX=87.3 AVE=58.0 AVE/MIN= 3.50 MAX/MIN= 5.27

F <4> = 9753 COLUMBIA 4PS2*-87-244, <4> F40CW, LLF= 0.68

Y-AXIS

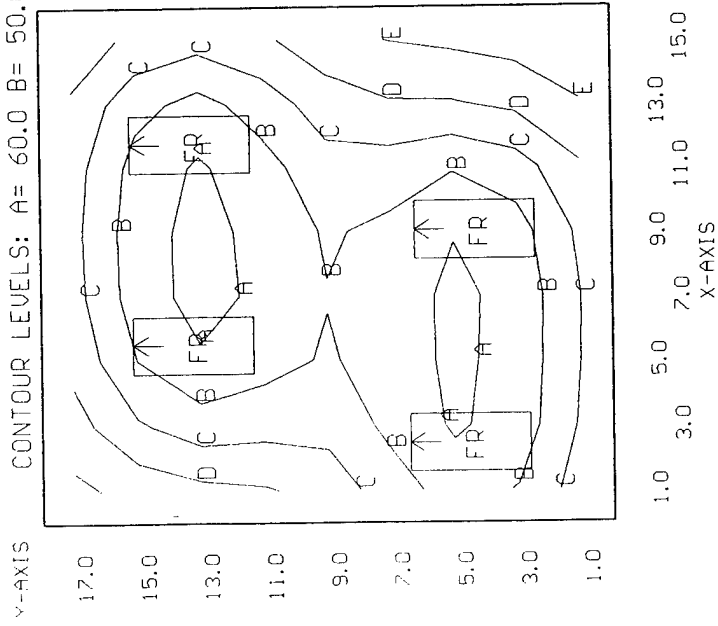


USI's LITE*PRO V2.27E Point-By-Point Numeric Output 15:48 11-Mar-95
PROJECT: 60-060 AREA: ROOM 3-N GRID: Ceiling
Values are FC, SCALE: 1 IN= 6.0FT, HORZ GRID (U), HORZ CALC, Z= 2.5
Computed in accordance with IES recommendations

+ MIN=13.0 MAX=63.9 AVE=42.7 AVE/MIN= 3.29 MAX/MIN= 4.92

FR <4> = T10620 METALOPTICS 24EKS042EP11, <2> F032/35K, LLF= 0.69

CONTOUR LEVELS: A= 60.0 B= 50.0 C= 40.0 D= 30.0 E= 20.0



USI's LITE*PRO V2.27E Point-By-Point Numeric Output 16:55 25-Jan-95
 PROJECT: 60-060 AREA: OPEN AREA 1 GRID: Ceiling
 Values are FC, SCALE: 1 IN= 8.0FT, HORZ GRID (U), HORZ CALC, Z= 2.5
 Computed in accordance with IES recommendations

+ MIN=18.5 MAX=83.6 AVE=59.4 AVE/MIN= 3.21 MAX/MIN= 4.51

F <9> = 9753 COLUMBIA 4PS2*-87-244, (4) F40CW, LLF= 0.68

Y-AXIS	1.0	3.0	5.0	7.0	9.0	11.0	13.0	15.0	17.0	19.0	21.0	23.0	25.0	27.0	29.0	31.0	33.0	35.0	37.0	39.0	
15.5	20.7	25.7	35.7	53.3	66.5	67.5	68.0	67.8	65.2	64.3	65.2	64.3	65.2	64.3	65.2	64.3	65.2	64.3	65.2	64.3	28.5
13.5	28.7	36.7	46.8	63.1	72.5	73.0	73.4	73.2	71.2	70.2	71.2	70.2	71.2	70.2	71.2	70.2	71.2	70.2	71.2	70.2	30.0
11.5	44.1	57.1	62.5	65.7	70.0	68.4	61.9	61.9	68.2	68.3	62.0	61.3	67.7	67.2	60.2	59.2	63.6	59.3	43.4	27.0	
9.5	57.7	76.2	74.1	65.9	59.0	54.4	49.9	49.7	53.1	53.1	49.6	49.3	52.6	52.1	48.0	47.0	48.7	45.0	34.5	23.5	
7.5	56.3	74.5	75.7	68.4	64.1	59.9	54.5	54.3	58.7	58.7	54.2	54.0	58.2	57.8	52.6	51.6	54.3	50.4	37.9	24.7	
5.5	41.3	53.9	61.0	68.7	68.2	68.2	68.2	68.2	68.2	68.4	68.2	68.4	68.2	68.4	66.7	65.8	65.8	65.8	65.8	65.8	28.5
3.5	26.1	33.5	43.7	60.6	70.7	71.2	71.2	71.2	71.5	71.4	71.5	71.4	71.5	71.4	71.5	71.4	71.5	71.4	71.5	71.4	29.2
1.5	18.5	22.7	30.9	44.9	58.2	60.7	55.8	56.6	63.1	63.3	57.1	56.9	62.8	62.1	55.0	54.2	58.9	55.2	40.4	25.1	

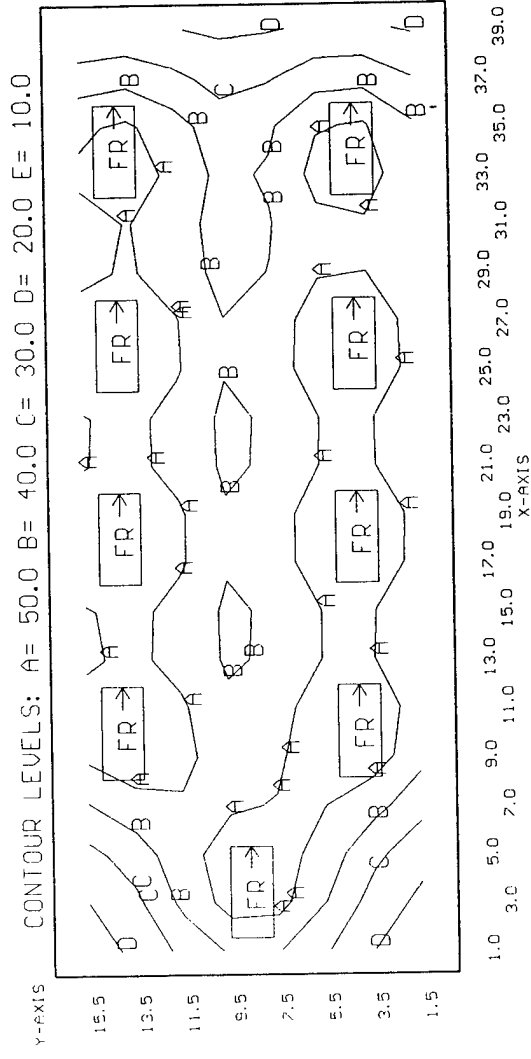
1.0 3.0 5.0 7.0 9.0 11.0 13.0 15.0 17.0 19.0 21.0 23.0 25.0 27.0 29.0 31.0 33.0 35.0 37.0 39.0

X-AXIS

USI's LITE*PRO V2.27E Point-By-Point Numeric Output 15:50 11-Mar-95
PROJECT: 60-060 AREA: OPEN AREA 1-N GRID: Ceiling
Values are FC, SCALE: 1 IN= 8.0FT, HORZ GRID (U), HORZ CALC, Z= 2.5
Computed in accordance with IES recommendations

+ MIN=14.5 MAX=59.4 AVE=43.8 AVE/MIN= 3.03 MAX/MIN= 4.10

FR <9> = T10620 METALOPTICS 24EKS042EP11, (2) F032/35K, LLF= 0.69




USI's LITE*PRO V2.27E Point-By-Point Numeric Output 17:00 25-Jan-95
 PROJECT: 60-060 AREA: ROOM 2 GRID: Ceiling
 Values are FC, SCALE: 1 IN= 4.0FT, HORZ GRID (U), HORZ CALC, Z= 2.5
 Computed in accordance with IES recommendations

+ MIN=12.1 MAX=90.2 AVE=56.6 AVE/MIN= 4.67 MAX/MIN= 7.44

F <3> = 9753 COLUMBIA 4PS2*-87-244, <4> F40CW, LLF= 0.68

Y-AXIS

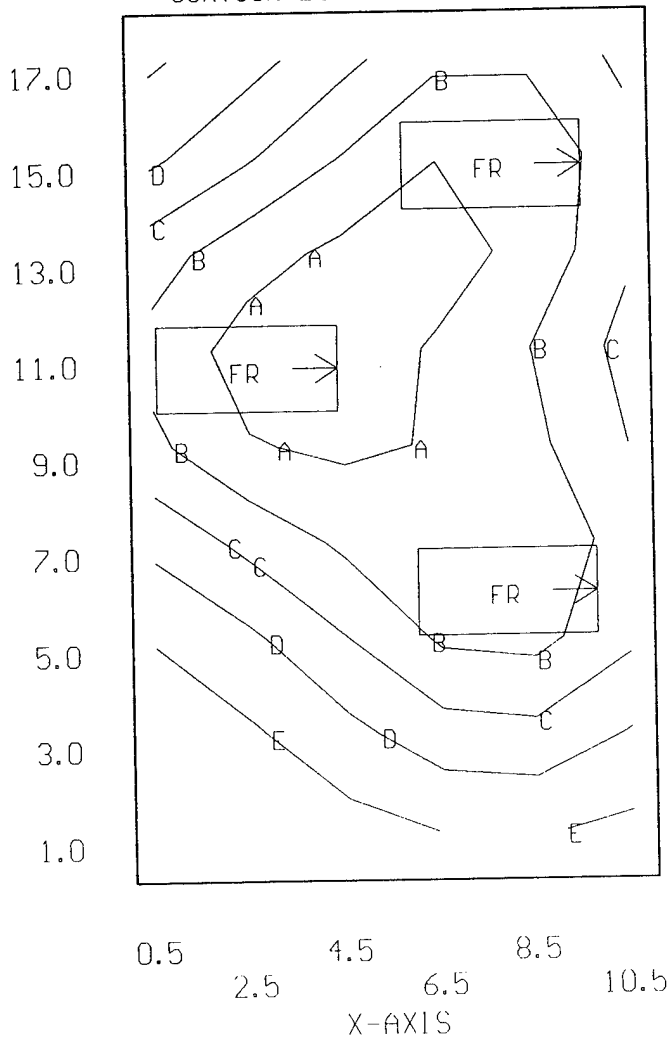


USI's LITE*PRO V2.27E Point-By-Point Numeric Output 15:52 11-Mar-95
PROJECT: 60-060 AREA: ROOM 2-N GRID: Ceiling
Values are FC, SCALE: 1 IN= 4.0FT, HORZ GRID (U), HORZ CALC, Z= 2.5
Computed in accordance with IES recommendations

+ MIN=9.55 MAX=64.8 AVE=41.7 AVE/MIN= 4.37 MAX/MIN= 6.78

FR <3> = T10620 METALOPTICS 24EKS042EP11, <2> F032/35K, LLF= 0.69

Y-AXIS CONTOUR LEVELS: A= 60.0 B= 50.0 C= 40.0 D= 30.0 E= 20.0




USI's LITE*PRO V2.27E Point-By-Point Numeric Output 17:22 25-Jan-95
 PROJECT: 60-060 AREA: ROOM 1 GRID: Ceiling
 Values are FC, SCALE: 1 IN= 4.0FT, HORZ GRID (U), HORZ CALC, Z= 2.5
 Computed in accordance with IES recommendations

+ MIN=35.1 MAX=75.9 AVE=56.6 AVE/MIN= 1.61 MAX/MIN= 2.16

F <4> = 9753 COLUMBIA 4PS2*-87-244, <4> F40CW, LLF= 0.68

Y-AXIS

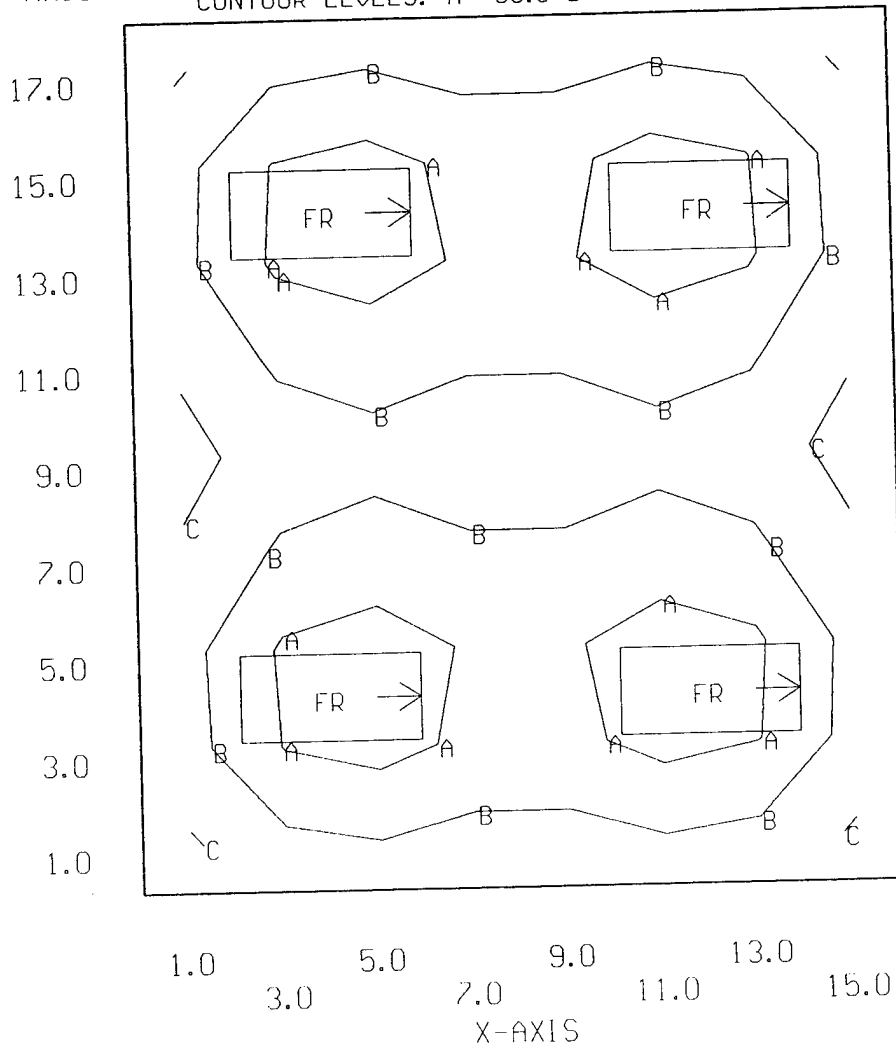


USI's LITE*PRO V2.27E Point-By-Point Numeric Output 15:54 11-Mar-95
 PROJECT: 60-060 AREA: ROOM 1-N GRID: Ceiling
 Values are FC, SCALE: 1 IN= 4.0FT, HORZ GRID (U), HORZ CALC, Z= 2.5
 Computed in accordance with IES recommendations

+ MIN=27.1 MAX=54.4 AVE=41.6 AVE/MIN= 1.53 MAX/MIN= 2.01

FR <4> = T10620 METALOPTICS 24EKS042EP11, (2) F032/35K, LLF= 0.69

Y-AXIS CONTOUR LEVELS: A= 50.0 B= 40.0 C= 30.0 D= 20.0 E= 10.0




USI's LITE*PRO V2.27E Point-By-Point Numeric Output 17:30 25-Jan-95
 PROJECT: 60-060 AREA: ENTRANCE HALL GRID: Ceiling
 Values are FC, SCALE: 1 IN= 4.0FT, HORZ GRID (U), HORZ CALC, Z= 2.5
 Computed in accordance with IES recommendations

+ MIN=6.04 MAX=39.9 AVE=21.1 AVE/MIN= 3.50 MAX/MIN= 6.61

A1 <1> = K9604 COLUMBIA WCW240-A, <2> F40CW, LLF= 0.68
 Y1 <1> = B1999A PRESCOLITE 1222-262, <1> 60A19/IF, LLF= 0.81

Y-AXIS




USI's LITE*PRO V2.27E Point-By-Point Numeric Output 15:56 11-Mar-95
 PROJECT: 60-060 AREA: ENTRANCE HALL-N GRID: Ceiling
 Values are FC, SCALE: 1 IN= 4.0FT, HORZ GRID (U), HORZ CALC, Z= 2.5
 Computed in accordance with IES recommendations

+ MIN=3.97 MAX=35.6 AVE=18.4 AVE/MIN= 4.64 MAX/MIN= 8.95

CF <1> = B2125A PRESCOLITE CF122518-B462, <1> F18DTT/27K, LLF= 0.50
 W2 <1> = K9604 COLUMBIA WCW240-A, <2> F032/35K, LLF= 0.66

Y-AXIS



Bldg 60-070 Summary

Present System				Replacement System			
Fixture Type	Watts/ Fixture	Number Fixtures	Total Watts	Fixture Type	Watts/ Fixture	Number Fixtures	Total Watts
C	346	3	1,038	C1	105	2	210
C2	246	2	492	C8	220	1	220
J	96	71	6,816	I8	60	17	1,020
				J8	59	57	3,363
Totals		76	8,346	Totals		77	4,813

60-070 Schedule

Reynolds, Smith & Hills, Inc.
4651 Salisbury Road
Jacksonville, FL 32256
Buildings Engineering

Luminaire Fixture Schedule
Generated by LitePro V2.27E
Provided and supported by USI Lighting, Inc.
Filename: 60-070 Type: Indoor

Luminaire Fixture Schedule /PRESENT

Project name: PBA Lighting Survey - Bldg 60-070
Prepared for: Corps of Engineers
Prepared by: C. Warren

Project #6941331
Date: 25-Jan-95
UPD: 1.7W/Sq.Ft

TYPE	DESCRIPTION	LAMP/BALLAST	V/W	QTY	REMARKS
C	8'4L APER.PORCELAIN INDUSTRIAL OPEN BOTTOM- NO SHIELDING COLUMBIA KP496	F96T12/CW STD	000 - 346	3	
F2	8'4L APER.PORCELAIN INDUSTRIAL OPEN BOTTOM- NO SHIELDING COLUMBIA KP496	F96T12/CW/WM ESB	000 - 246	2	
J	7"X4' 2L WET LOCATION WRAP LENS- PRISMATIC BOTTOM & SIDES COLUMBIA LUN240-WL	F40CW STD	000 - 96	71	

NOTES:

60-070 Schedule

Reynolds, Smith & Hills, Inc.
4651 Salisbury Road
Jacksonville, FL 32256
Buildings Engineering

Luminaire Fixture Schedule
Generated by LitePro V2.27E
Provided and supported by USI Lighting, Inc.
Filename: 60-070 Type: Indoor

Luminaire Fixture Schedule / **PROPOSED**

Project name: PBA Lighting Survey - Bldg 60-070
Prepared for: Corps of Engineers
Prepared by: C. Warren

Project #6941331
Date: 12-Mar-95
UPD: 1.0W/Sq.Ft

TYPE	DESCRIPTION	LAMP/BALLAST	V/W	QTY	REMARKS
C1	1X8 2L APERTURED INDUSTRIAL OPEN - NO SHIELDING COLUMBIA KP296	FO96/735 STD	000 - 105	2	
C8	8'4L APER.PORCELAIN INDUSTRIAL OPEN BOTTOM- NO SHIELDING COLUMBIA KP496	FO96/735 EOCT	000 - 220	1	
I8	1X4 2L SOLID REFL.INDUSTRIAL OPEN- NO SHIELDING COLUMBIA CSR240-PAF-EOCT	FO32/35K EOCT	000 - 60	17	
J8	8"X4' 2L DAMP LOCATION WRAP LENS- PRISMATIC BOTTOM & SIDES COLUMBIA LUN240-DMR	FO32/35K EOCT	000 - 59	57	

NOTES:

60-070 Areas

Reynolds, Smith & Hills, Inc.
 4651 Salisbury Road
 Jacksonville, FL 32256
 Buildings Engineering

Project Area Summary
 Generated by LitePro V2.27E
 Provided and supported by USI Lighting, Inc.
 Filename: 60-070 Type: Indoor

Project Area Summary

Project name: PBA Lighting Survey - Bldg 60-070
 Prepared for: Corps of Engineers
 Prepared by: C. Warren

Project #6941331
 Date: 12-Mar-95
 UPD: 1.3W/Sq.Ft

AREA NAME	DIMENSIONS	LUMINAIRES	W/SQ.FT	QTY
COTTON STORAGE	15x19x13Ft	(2) Type C (4) Type J	3.8	1
COTTON STOR.-N	15x19x13Ft	(6) Type I8	1.3	1
OFFICE	8x18x13Ft	(2) Type J	1.3	2
OFFICE-N	8x18x13Ft	(3) Type I8	1.3	2
SHOWER AREAS	9x12x8Ft	(2) Type J	1.8	2
SHOWER AREAS-N	9x12x8Ft	(2) Type J8	1.1	2
MEN'S LOCKER	9x19x13Ft	(2) Type J	1.1	1
MEN'S LOCKER-N	9x19x13Ft	(2) Type I8	0.7	1
HALLWAY	27x8x13Ft	(2) Type J	0.9	1
HALLWAY-N	27x8x13Ft	(2) Type I8	0.6	1
MENS RESTROOM	8x10x8Ft	(2) Type J	2.5	1
MENS RESTROOM-N	8x10x8Ft	(1) Type I8	0.8	1
REPAIR STA	72x36x13Ft	(1) Type C (2) Type C2 (51) Type J	2.2	1
REPAIR STA-N	72x36x13Ft	(2) Type C1 (1) Type C8 (51) Type J8	1.3	1
CONTROL ROOM	40x28x8Ft	(2) Type J	0.2	1
CONTROL ROOM-N	40x28x8Ft	(2) Type J8	0.1	1

Reynolds, Smith & Hills, Inc.
 4651 Salisbury Road
 Jacksonville, FL 32256
 Buildings Engineering

Project Calculation Summary
 Generated by LitePro V2.27E
 Provided and supported by USI Lighting, Inc.
 Filename: 60-070 Type: Indoor

Project Calculation Summary

Project name: PBA Lighting Survey - Bldg 60-070
 Prepared for: Corps of Engineers
 Prepared by: C. Warren

Project #6941331
 Date: 12-Mar-95
 UPD: 1.3W/Sq.Ft


AREA NAME	DIMENSIONS	GRID NAME	AVE	MAX	MIN
COTTON STORAGE	15x19x13Ft	Ceiling	<+> 101.3	164.7	52.4
COTTON STOR.-N	15x19x13Ft	Ceiling	<+> 47.3	55.8	33.0
OFFICE	8x18x13Ft	Ceiling	<+> 12.3	14.5	9.5
OFFICE-N	8x18x13Ft	Ceiling	<+> 37.4	43.9	29.8
SHOWER AREAS	9x12x8Ft	Ceiling	<+> 26.9	39.1	16.1
SHOWER AREAS-N	9x12x8Ft	Ceiling	<+> 24.0	34.9	14.4
MEN'S LOCKER	9x19x13Ft	Ceiling	<+> 12.1	14.2	9.4
MEN'S LOCKER-N	9x19x13Ft	Ceiling	<+> 25.3	30.8	17.4
HALLWAY	27x8x13Ft	Ceiling	<+> 7.6	14.8	0.1
HALLWAY-N	27x8x13Ft	Ceiling	<+> 11.9	22.9	0.1
MENS RESTROOM	8x10x8Ft	Ceiling	<+> 30.9	39.4	18.1
MENS RESTROOM-N	8x10x8Ft	Ceiling	<+> 24.6	35.0	12.4
REPAIR STA	72x36x13Ft	Ceiling	<+> 36.5	206.1	0.0
REPAIR STA-N	72x36x13Ft	Ceiling	<+> 29.2	106.9	0.0
CONTROL ROOM	40x28x8Ft	Ceiling	<+> 4.1	20.4	1.1
CONTROL ROOM-N	40x28x8Ft	Ceiling	<+> 3.7	18.2	1.0

USI's LITE*PRO V2.27E Point-By-Point Numeric Output 14:47 24-Jan-95
 PROJECT: 60-070 AREA: COTTON STORAGE GRID: Ceiling
 Values are FC, SCALE: 1 IN= 4.0FT, HORZ GRID (U), HORZ CALC, Z= 2.5
 Computed in accordance with IES recommendations

+ MIN=52.4 MAX=165. AVE=101. AVE/MIN= 1.93 MAX/MIN= 3.15

C <2> = K7983M COLUMBIA KP496, <4> F96T12/CW, LLF= 0.67
 J <4> = K9801X COLUMBIA LUN240-WL, <2> F40CW, LLF= 0.68

Y-AXIS



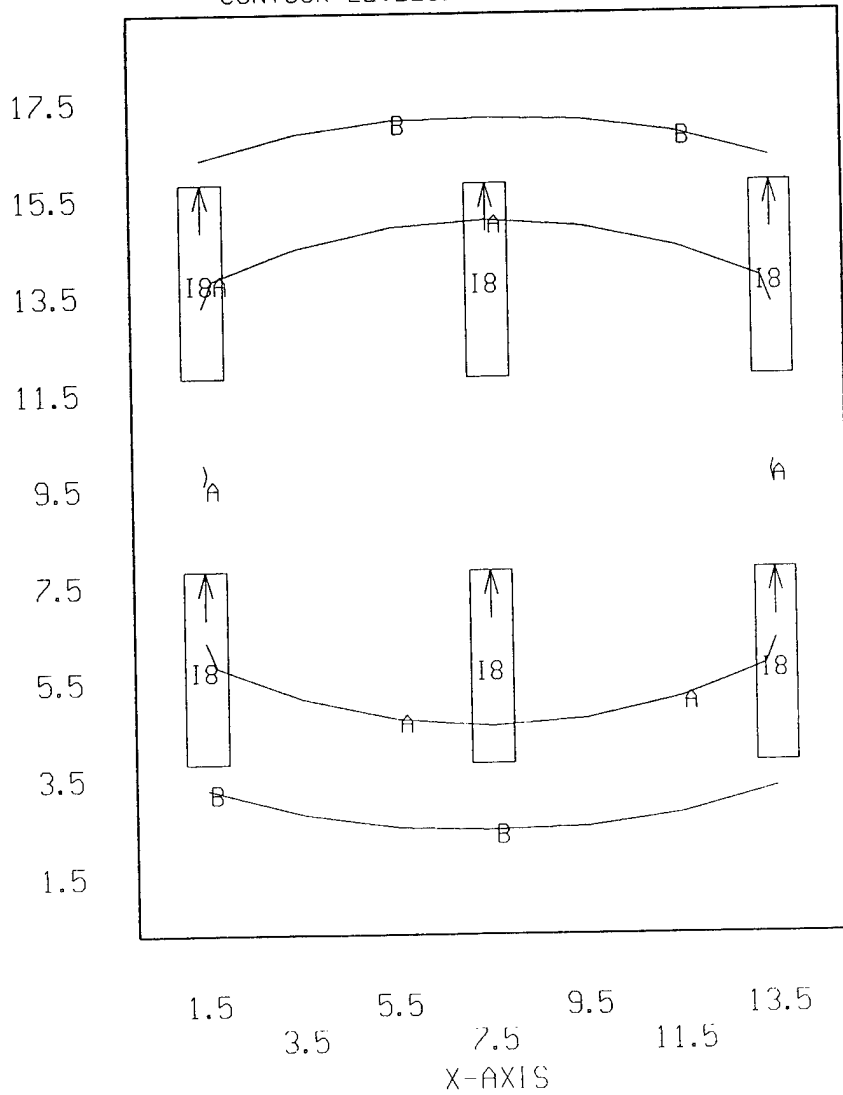
USI's LITE*PRO V2.27E Point-By-Point Numeric Output 13:35 12-Mar-95
PROJECT: 60-070 AREA: COTTON STOR.-N GRID: Ceiling
Values are FC, SCALE: 1 IN= 4.0FT, HORZ GRID (U), HORZ CALC, Z= 2.5
Computed in accordance with IES recommendations

+ MIN=33.0 MAX=55.8 AVE=47.3 AVE/MIN= 1.43 MAX/MIN= 1.69

I8 <6> = 10331 COLUMBIA CSR240-PAF-EOCT, (2) F032/35K, LLF= 0.66

Y-AXIS

CONTOUR LEVELS: A= 50.0 B= 40.0 C= 30.0 D= 20.0 E= 10.0




USI's LITE*PRO V2.27E Point-By-Point Numeric Output 14:59 24-Jan-95
 PROJECT: 60-070 AREA: OFFICE GRID: Ceiling
 Values are FC, SCALE: 1 IN= 4.0FT, HORZ GRID (U), HORZ CALC, Z= 2.5
 Computed in accordance with IES recommendations

+ MIN=9.54 MAX=14.5 AVE=12.3 AVE/MIN= 1.29 MAX/MIN= 1.52

J <4> = K9801X COLUMBIA LUN240-WL, <2> F40CW, LLF= 0.68

Y-AXIS

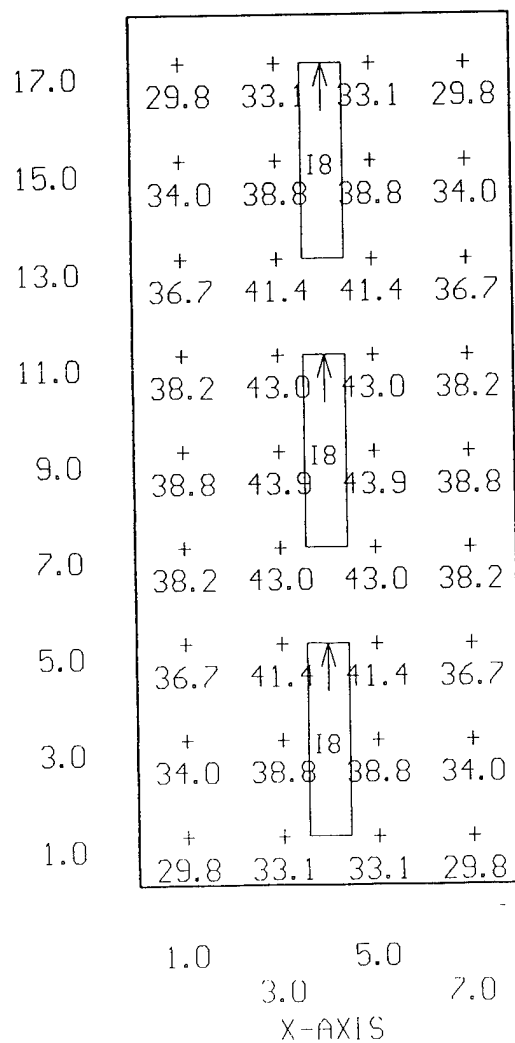


USI's LITE*PRO V2.27E Point-By-Point Numeric Output 13:38 12-Mar-95
 PROJECT: 60-070 AREA: OFFICE-N GRID: Ceiling
 Values are FC, SCALE: 1 IN= 4.0FT, HORZ GRID (U), HORZ CALC, Z= 2.5
 Computed in accordance with IES recommendations

+ MIN=29.8 MAX=43.9 AVE=37.4 AVE/MIN= 1.26 MAX/MIN= 1.48

I8 <6> = 10331 COLUMBIA CSR240-PAF-EOCT, <2> F032/35K, LLF= 0.66

Y-AXIS




USI's LITE*PRO V2.27E Point-By-Point Numeric Output 15:05 24-Jan-95
PROJECT: 60-070 AREA: SHOWER AREAS GRID: Ceiling
Values are FC, SCALE: 1 IN= 4.0FT, HORZ GRID (U), HORZ CALC, Z= 2.5
Computed in accordance with IES recommendations

+ MIN=16.1 MAX=39.1 AVE=26.9 AVE/MIN= 1.67 MAX/MIN= 2.43

J <4> = K9801X COLUMBIA LUN240-WL, <2> F40CW, LLF= 0.68

Y-AXIS




USI's LITE*PRO V2.27E Point-By-Point Numeric Output 13:46 12-Mar-95
 PROJECT: 60-070 AREA: SHOWER AREAS-N GRID: Ceiling
 Values are FC, SCALE: 1 IN= 4.0FT, HORZ GRID (U), HORZ CALC, Z= 2.5
 Computed in accordance with IES recommendations

+ MIN=14.4 MAX=34.9 AVE=24.0 AVE/MIN= 1.67 MAX/MIN= 2.43

J8 <4> = K9801 COLUMBIA LUN240-DMR, <2> F032/35K, LLF= 0.66

Y-AXIS




USI's LITE*PRO V2.27E Point-By-Point Numeric Output 15:25 24-Jan-95
 PROJECT: 60-070 AREA: MEN'S LOCKER GRID: Ceiling
 Values are FC, SCALE: 1 IN= 4.0FT, HORZ GRID (U), HORZ CALC, Z= 2.5
 Computed in accordance with IES recommendations

+ MIN=9.45 MAX=14.2 AVE=12.1 AVE/MIN= 1.28 MAX/MIN= 1.50

J <2> = K9801X COLUMBIA LUN240-WL, <2> F40CW, LLF= 0.68

Y-AXIS



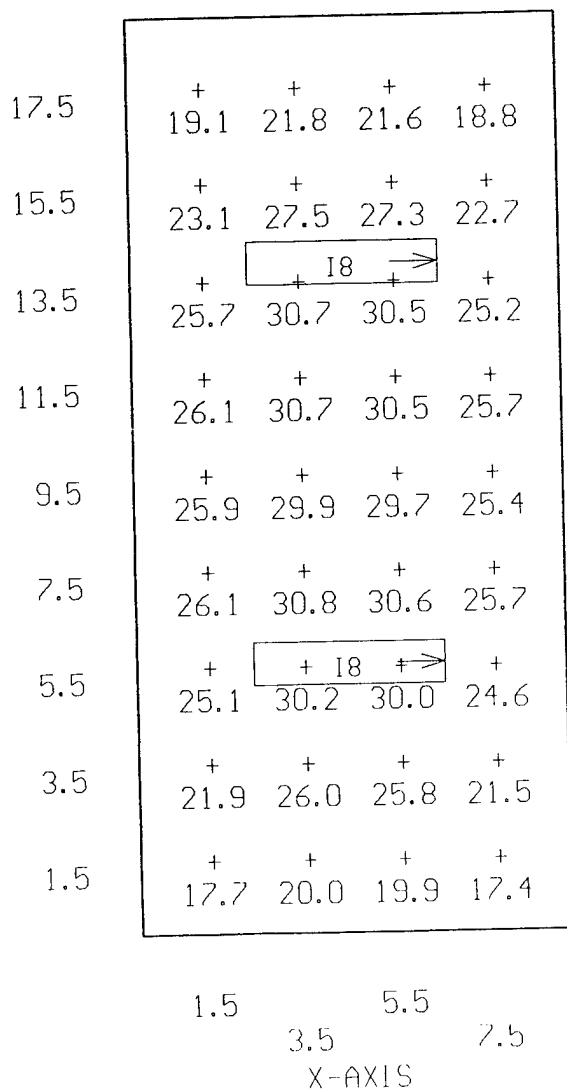
1.5 5.5
 3.5 7.5
 X-AXIS

USI's LITE*PRO V2.27E Point-By-Point Numeric Output 13:48 12-Mar-95
 PROJECT: 60-070 AREA: MEN'S LOCKER-N GRID: Ceiling
 Values are FC, SCALE: 1 IN= 4.0F1, HORZ GRID (U), HORZ CALC, Z= 2.5
 Computed in accordance with IES recommendations

+ MIN=17.4 MAX=30.8 AVE=25.3 AVE/MIN= 1.45 MAX/MIN= 1.77

I8 <2> = 10331 COLUMBIA CSR240-PAF-EOCT, <2> F032/35K, LLF= 0.66

Y-AXIS



USI's LITE*PRO V2.27E Point-By-Point Numeric Output 13:51 12-Mar-95
 PROJECT: 60-070 AREA: HALLWAY-N GRID: Ceiling
 Values are FC, SCALE: 1 IN= 8.0FT, HORZ GRID (U), HORZ CALC, Z= 2.5
 Computed in accordance with IES recommendations

+ MIN=0.09 MAX=22.9 AVE=11.9 AVE/MIN= 123.48 MAX/MIN= 238.47

I8 <2> = 10331 COLUMBIA CSR240-PAF-EOCT, <2> F032/35K, LLF= 0.66

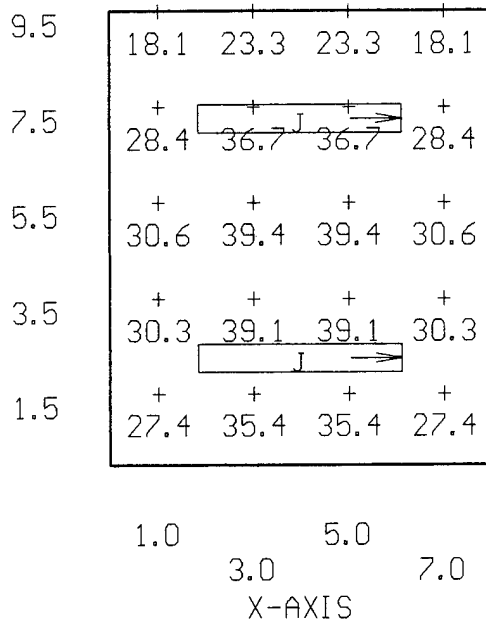
Y-AXIS	X-AXIS													
7.0	3.45	4.03	5.19	1.23	0.10	0.09	0.09	0.10	0.10	0.13	0.18	0.19	0.19	0.16
5.0	3.58	5.00	6.88	9.41	14.0	17.2	19.3	20.4	20.7	20.3	19.3	17.4	14.5	
3.0	3.70	5.24	7.39	10.5	14.7	18.5	22.1	22.5	22.2	21.0	18.0	16.4		
1.0	3.87	5.31	7.29	10.2	15.3	19.3	21.4	22.6	22.9	22.6	21.5	19.7	17.4	

USI's LITE*PRO V2.27E Point-By-Point Numeric Output 15:51 24-Jan-95
 PROJECT: 60-070 AREA: MENS RESTROOM GRID: Ceiling
 Values are FC, SCALE: 1 IN= 4.0FT, HORZ GRID (U), HORZ CALC, Z= 2.5
 Computed in accordance with IES recommendations

+ MIN=18.1 MAX=39.4 AVE=30.9 AVE/MIN= 1.70 MAX/MIN= 2.17

J <2> = K9801X COLUMBIA LUN240-WL, <2> F40CW, LLF= 0.68

Y-AXIS

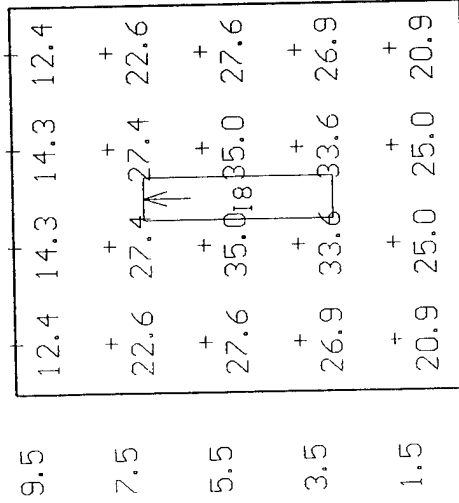


USI's LITE*PRO V2.27E Point-By-Point Numeric Output 13:54 12-Mar-95
 PROJECT: 60-070 AREA: MENS RESTROOM-N GRID: Ceiling
 Values are FC, SCALE: 1 IN= 4.0FT, HORZ GRID (U), HORZ CALC, Z= 2.5
 Computed in accordance with IES recommendations

+ MIN=12.4 MAX=35.0 AVE=24.6 AVE/MIN= 1.98 MAX/MIN= 2.82

I8 <1> = 10331 COLUMBIA CSR240-PAF-EOCT, <2> F032/35K, LLF= 0.66

Y-AXIS




1.0 3.0 5.0 7.0
 X-AXIS

USI's LITE*PRO V2.27E Point-By-Point Numeric Output 18:00 24-Jan-95
 PROJECT: 60-070 AREA: REPAIR STA GRID: Ceiling
 Values are FC, SCALE: 1 IN= 12.0FT, HORZ GRID (U), HORZ CALC, Z= 2.5
 Computed in accordance with IES recommendations

+ MIN=0.00 MAX=206. AVE=36.5 AVE/MIN=N/A MAX/MIN=N/A

C <1> = K7983M COLUMBIA KP496, (4) F96T12/CW, LLF= 0.67
 C2 <2> = K7983M COLUMBIA KP496, (4) F96T12/CW/WM, LLF= 0.69
 J <51> = K9801X COLUMBIA LUN240-WL, (2) F40CW, LLF= 0.68

Y-AXIS



X-AXIS

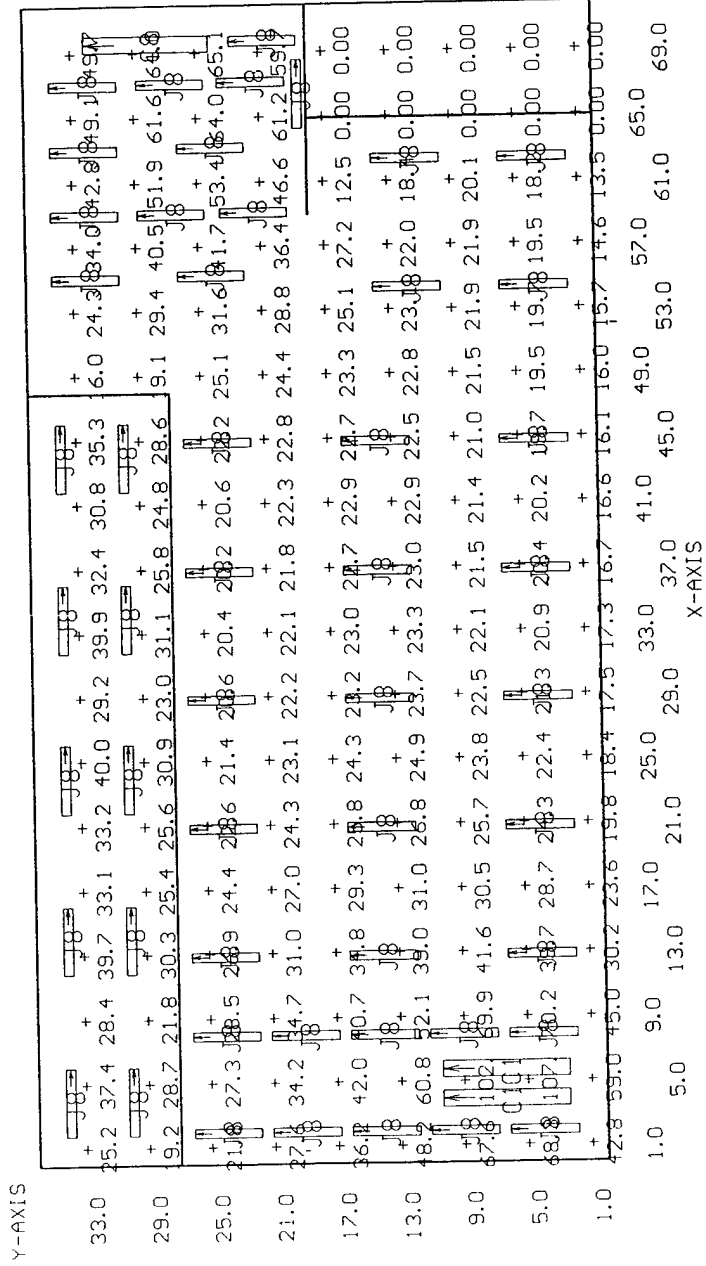
USI's LITE*PRO V2.27E Point-By-Point Numeric Output 14:09 12-Mar-95
 PROJECT: 60-070 AREA: REPAIR STA-N GRID: Ceiling
 Values are FC, SCALE: 1 IN= 12.0FT, HORZ GRID (U), HORZ CALC, Z= 2.5
 Computed in accordance with IES recommendations

+ MIN=0.00 MAX=107. AVE=29.2 AVE/MIN=N/A MAX/MIN=N/A

C1 <2> = 10242 COLUMBIA KP296, <2> F096/735, LLF= 0.66

C8 <1> = K7983M COLUMBIA KP496, <4> F096/735, LLF= 0.66

J8 <51> = K9801 COLUMBIA LUN240-DMR, <2> F032/35K, LLF= 0.66



USI's LITE*PRO V2.27E Point-By-Point Numeric Output 14:41 25-Jan-95
 PROJECT: 60-070 AREA: CONTROL ROOM GRID: Ceiling
 Values are FC, SCALE: 1 IN= 8.0FT, HORZ GRID (U), HORZ CALC, Z= 2.5
 Computed in accordance with IES recommendations

+ MIN=1.14 MAX=20.4 AVE=4.15 AVE/MIN= 3.64 MAX/MIN= 17.91

J <2> = KS8C1X COLUMBIA LUN240-WL, <2> F40CW, LLF= 0.68

Y-AXIS

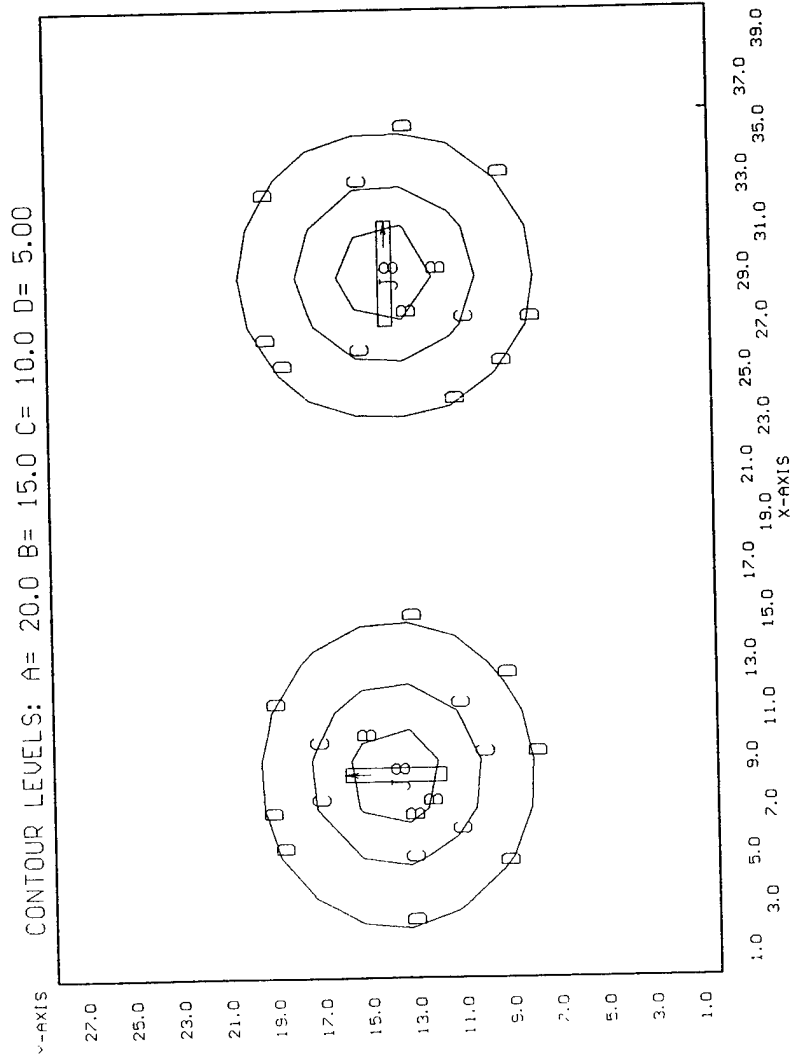
27.0	1.26	1.20	1.18	1.15	1.14	1.17	1.22	1.29	1.32	1.36	1.42	1.49	1.58	1.66	1.69	1.66	1.59	1.49	1.39	1.30
25.0	1.48	1.46	1.46	1.44	1.42	1.45	1.46	1.47	1.51	1.59	1.72	1.87	2.00	2.05	1.99	1.85	1.67	1.50	1.35	
23.0	1.79	1.88	1.97	2.01	1.99	1.99	1.90	1.80	1.73	1.74	1.87	2.10	2.40	2.66	2.76	2.64	2.36	2.00	1.69	1.46
21.0	2.23	2.59	2.96	3.22	3.24	3.07	2.72	2.35	2.10	2.05	2.25	2.68	3.30	3.89	4.15	3.89	3.26	2.55	1.98	1.59
19.0	2.84	3.72	4.88	5.87	6.02	5.29	4.15	3.14	2.56	2.40	2.69	3.50	4.82	6.28	6.99	6.35	4.85	3.38	2.34	1.73
17.0	3.54	5.22	8.06	11.4	11.6	9.33	6.16	4.07	3.03	2.73	3.10	4.41	7.05	10.7	12.7	11.0	7.29	4.33	2.66	1.85
15.0	4.08	6.53	11.4	17.2	18.4	13.8	8.03	4.81	3.35	2.91	3.34	5.08	9.14	15.5	19.4	16.2	9.64	5.07	2.87	1.90
13.0	4.23	6.81	12.1	18.8	20.2	14.8	8.44	4.96	3.41	2.94	3.37	5.16	9.45	16.3	20.4	17.0	9.99	5.16	2.89	1.90
11.0	3.85	5.85	9.54	13.7	14.5	11.3	7.01	4.43	3.20	2.83	3.21	4.65	7.76	12.2	14.8	12.6	8.10	4.59	2.76	1.89
9.0	3.20	4.35	6.05	7.63	7.91	6.72	4.92	3.53	2.77	2.55	2.85	3.79	5.43	7.34	8.30	7.46	5.50	3.67	2.46	1.79
7.0	2.54	3.06	3.63	4.09	4.13	3.82	3.24	2.67	2.30	2.21	2.42	2.94	3.70	4.46	4.81	4.47	3.67	2.79	2.11	1.66
5.0	2.03	2.19	2.35	2.44	2.42	2.37	2.20	2.03	1.90	1.88	2.02	2.29	2.65	2.98	3.11	2.96	2.61	2.18	1.80	1.53
3.0	1.68	1.67	1.68	1.67	1.65	1.67	1.65	1.63	1.61	1.63	1.72	1.87	2.05	2.20	2.26	2.19	2.02	1.80	1.59	1.42
1.0	1.41	1.35	1.33	1.30	1.29	1.32	1.35	1.41	1.43	1.46	1.52	1.61	1.70	1.80	1.84	1.80	1.71	1.59	1.47	1.36

1.0 3.0 5.0 7.0 9.0 11.0 13.0 15.0 17.0 19.0 21.0 23.0 25.0 27.0 29.0 31.0 33.0 35.0 37.0 39.0
 X-AXIS

USI's LITE*PRO V2.27E Point-By-Point Numeric Output 14:12 12-Mar-95
PROJECT: 60-070 AREA: CONTROL ROOM-N GRID: Ceiling
Values are FC, SCALE: 1 IN= 8.0FT, HORZ GRID (U), HORZ CALC, Z= 2.5
Computed in accordance with IES recommendations

+ MIN=1.02 MAX=18.2 AVE=3.70 AVE/MIN= 3.64 MAX/MIN= 17.91

J8 <2> = K9801 COLUMBIA LUN240-DMR, <2> F032/35K, LLF= 0.66



Bldg 60-090 Summary

Present System

Fixture Type	Watts/ Fixture	Number Fixtures	Total Watts
M3	192	29	5,568
ZX	120	3	360
ZY	60	2	120
Totals		34	6,048

Replacement System

Fixture Type	Watts/ Fixture	Number Fixtures	Total Watts
C4	34	3	102
CF	34	2	68
I8	60	11	660
IR	61	17	1,037
Totals		33	1,867

60-090 Schedule

Reynolds, Smith & Hills, Inc.
4651 Salisbury Road
Jacksonville, FL 32256
Buildings Engineering

Luminaire Fixture Schedule
Generated by LitePro V2.27E
Provided and supported by USI Lighting, Inc.
Filename: 60-090 Type: Indoor

Luminaire Fixture Schedule / **PRESENT**

Project name: PBA Lighting Survey - Bldg 60-090
Prepared for: Corps of Engineers
Prepared by: C. Warren

Project #6941331
Date: 26-Jan-95
UPD: 3.3W/Sq.Ft

TYPE	DESCRIPTION	LAMP/BALLAST	V/W	QTY	REMARKS
M3	9"X4' 4L SURFACE TURRET STRIP EGGCRATE LOUVERS COLUMBIA K440-T	F40CW STD	000 - 192	29	
ZX	8" RECESSED SQUARE DOWNLIGHT LENS- PRISMATIC PRESCOLITE 488HF-1	120ER40 NA	000 - 120	3	
ZY	8" RECESSED SQUARE DOWNLIGHT LENS- PRISMATIC PRESCOLITE 488HF-1	60A19/IF NA	000 - 60	2	

NOTES:

Reynolds, Smith & Hills, Inc.
 4651 Salisbury Road
 Jacksonville, FL 32256
 Buildings Engineering

Luminaire Fixture Schedule
 Generated by LitePro V2.27E
 Provided and supported by USI Lighting, Inc.
 Filename: 60-090 Type: Indoor

Luminaire Fixture Schedule / ~~PROPOSED~~

Project name: PBA Lighting Survey - Bldg 60-090
 Prepared for: Corps of Engineers
 Prepared by: C. Warren

Project #6941331
 Date: 12-Mar-95
 UPD: 1.0W/Sq.Ft

TYPE	DESCRIPTION	LAMP/BALLAST	V/W	QTY	REMARKS
C4	8"1L(VERT)RECESS ROUND DOWNLITE OPEN- CLEAR ALZAK REFLECTOR PRESCOLITE CF123526-462	F26DTT/27K STD	000 - 34	3	
CF	6" 2L RECESSED ROUND DOWNLIGHT OPEN- CLEAR ALZAK W/ BL.BAFFLE PRESCOLITE PBX-TB94	F13DTT/27K STD	000 - 34	2	
I8	1X4 2L SOLID REFL. INDUSTRIAL EGGCRATE LOUVERS COLUMBIA KL240-PAF-EOCT-SOLID	FO32/35K EOCT	000 - 60	11	
IR	4' INDUSTRIAL/EGGCRATE LOUVERS SILVER SPREAD BEAM REFLECTOR METALOPTICS ISS04SSWWSO42EP11	FO32/35K EOCT	000 - 61	17	

NOTES:

Reynolds, Smith & Hills, Inc.
 4651 Salisbury Road
 Jacksonville, FL 32256
 Buildings Engineering

Project Area Summary
 Generated by LitePro V2.27E
 Provided and supported by USI Lighting, Inc.
 Filename: 60-090 Type: Indoor

Project Area Summary

Project name: PBA Lighting Survey - Bldg 60-090
 Prepared for: Corps of Engineers
 Prepared by: C. Warren

Project #6941331
 Date: 12-Mar-95
 UPD: 2.1W/Sq.Ft

AREA NAME	DIMENSIONS	LUMINAIRES	W/SQ.FT	QTY
MAIN/OFFICE1	29x23x11Ft	(12) Type M3	3.5	1
MAIN/OFFICE1-N	29x23x11Ft	(12) Type IR	1.1	1
OFFICE 2	20x10x11Ft	(3) Type M3	2.9	1
OFFICE 2-N	20x10x11Ft	(3) Type IR	0.9	1
OFFICE 3	14x10x11Ft	(2) Type M3	2.7	1
OFFICE 3-N	14x10x11Ft	(2) Type IR	0.9	1
FILE STORAGE	28x14x11Ft	(7) Type M3	3.4	1
FILE STORAGE-N	28x14x11Ft	(7) Type I8	1.1	1
KITCHEN	10x12x11Ft	(2) Type M3	3.2	1
KITCHEN-N	10x12x11Ft	(2) Type I8	1.0	1
HALL/ENTRANCE	10x18x11Ft	(3) Type M3	3.2	1
HALL/ENTRANCE-N	10x18x11Ft	(2) Type I8	0.7	1
WOMENS TOILET	20x5x11Ft	(2) Type ZX (1) Type ZY	3.0	1
WOMENS TOILET-N	20x5x11Ft	(2) Type C4 (1) Type CF	1.0	1
MENS TOILET	9x6x11Ft	(1) Type ZX (1) Type ZY	3.3	1
MENS TOILET-N	9x6x11Ft	(1) Type C4 (1) Type CF	1.3	1

Reynolds, Smith & Hills, Inc.
 4651 Salisbury Road
 Jacksonville, FL 32256
 Buildings Engineering

Project Calculation Summary
 Generated by LitePro V2.27E
 Provided and supported by USI Lighting, Inc.
 Filename: 60-090 Type: Indoor

Project Calculation Summary

Project name: PBA Lighting Survey - Bldg 60-090
 Prepared for: Corps of Engineers
 Prepared by: C. Warren

Project #6941331
 Date: 12-Mar-95
 UPD: 2.1W/Sq.Ft

AREA NAME	DIMENSIONS	GRID NAME	AVE	MAX	MIN
MAIN/OFFICE1	29x23x11Ft	Ceiling	<+> 56.2	71.8	26.9
MAIN/OFFICE1-N	29x23x11Ft	Ceiling	<+> 45.8	62.2	23.2
OFFICE 2	20x10x11Ft	Ceiling	<+> 48.8	69.8	26.1
OFFICE 2-N	20x10x11Ft	Ceiling	<+> 41.2	66.8	18.1
OFFICE 3	14x10x11Ft	Ceiling	<+> 41.5	49.4	32.9
OFFICE 3-N	14x10x11Ft	Ceiling	<+> 35.2	47.6	25.2
FILE STORAGE	28x14x11Ft	Ceiling	<+> 58.9	86.9	0.0
FILE STORAGE-N	28x14x11Ft	Ceiling	<+> 40.1	60.3	0.0
KITCHEN	10x12x11Ft	Ceiling	<+> 47.4	61.2	35.7
KITCHEN-N	10x12x11Ft	Ceiling	<+> 34.5	45.3	25.2
HALL/ENTRANCE	10x18x11Ft	Ceiling	<+> 41.8	75.9	0.0
HALL/ENTRANCE-N	10x18x11Ft	Ceiling	<+> 21.8	37.8	0.0
WOMENS TOILET	20x5x11Ft	Ceiling	<+> 5.2	9.5	2.1
WOMENS TOILET-N	20x5x11Ft	Ceiling	<+> 6.5	13.2	2.4
MENS TOILET	9x6x11Ft	Ceiling	<+> 5.9	8.6	3.6
MENS TOILET-N	9x6x11Ft	Ceiling	<+> 7.4	12.7	4.3

USI's LITE*PRO V2.27E Point-By-Point Numeric Output 09:16 26-Jan-95
 PROJECT: 60-090 AREA: MAIN/OFFICE1 GRID: Ceiling
 Values are FC, SCALE: 1 IN= 8.0FT, HORZ GRID (U), HORZ CALC, Z= 2.5
 Computed in accordance with IES recommendations

+ MIN=26.9 MAX=71.8 AVE=56.2 AVE./MIN= 2.09 MAX./MIN= 2.67

M3 <12> = K8966 COLUMBIA K440-T, (4) F40CW, LLF= 0.51

Y-AXIS	47.0	50.1	49.0	50.5	54.9	56.6	55.3	57.4	61.2	61.7	58.9	58.1	59.2	55.7
21.5														
19.5														
17.5														
15.5														
13.5														
11.5														
9.5														
7.5														
5.5														
3.5														
1.5														

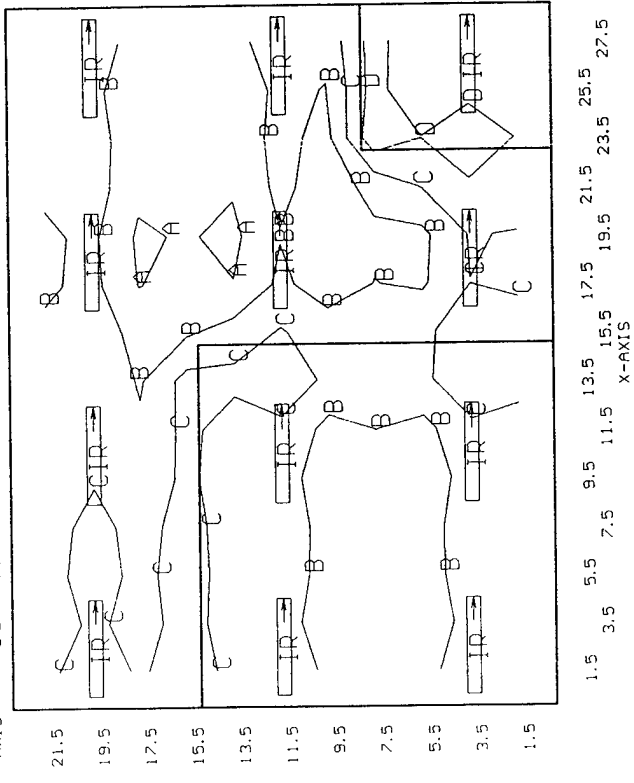
1.5 3.5 5.5 7.5 9.5 11.5 13.5 15.5 17.5 19.5 21.5 23.5 25.5 27.5
 X-AXIS

USI's LITE*PRO V2.27E Point-By-Point Numeric Output 15:06 12-Mar-95
PROJECT: 60-090 AREA: MAIN/OFFICE1-N GRID: Ceiling
Values are FC, SCALE: 1 IN= 8.0FT, HORZ GRID (U), HORZ CALC, Z= 2.5
Computed in accordance with IES recommendations

+ MIN=23.2 MAX=62.2 AVE=45.8 AVE/MIN= 1.97 MAX/MIN= 2.68

IR <12> = T11272 METALOPTICS ISS04SSWWS042EP11, <2> F032/35K, LLF= 0.73

CONTOUR LEVELS: A= 60.0 B= 50.0 C= 40.0 D= 30.0 E= 20.0



USI's LITE*PRO V2.27E Point-By-Point Numeric Output 09:23 26-Jan-95
 PROJECT: 60-090 AREA: OFFICE 2 GRID: Ceiling
 Values are FC, SCALE: 1 IN= 4.0FT, HORZ GRID (U), HORZ CALC, Z= 2.5
 Computed in accordance with IES recommendations

+ MIN=26.1 MAX=69.8 AVE=48.8 AVE/MIN= 1.87 MAX/MIN= 2.67

M3 <3> = K8966 COLUMBIA K440-T, <4> F40CW, LLF= 0.51

Y-AXIS

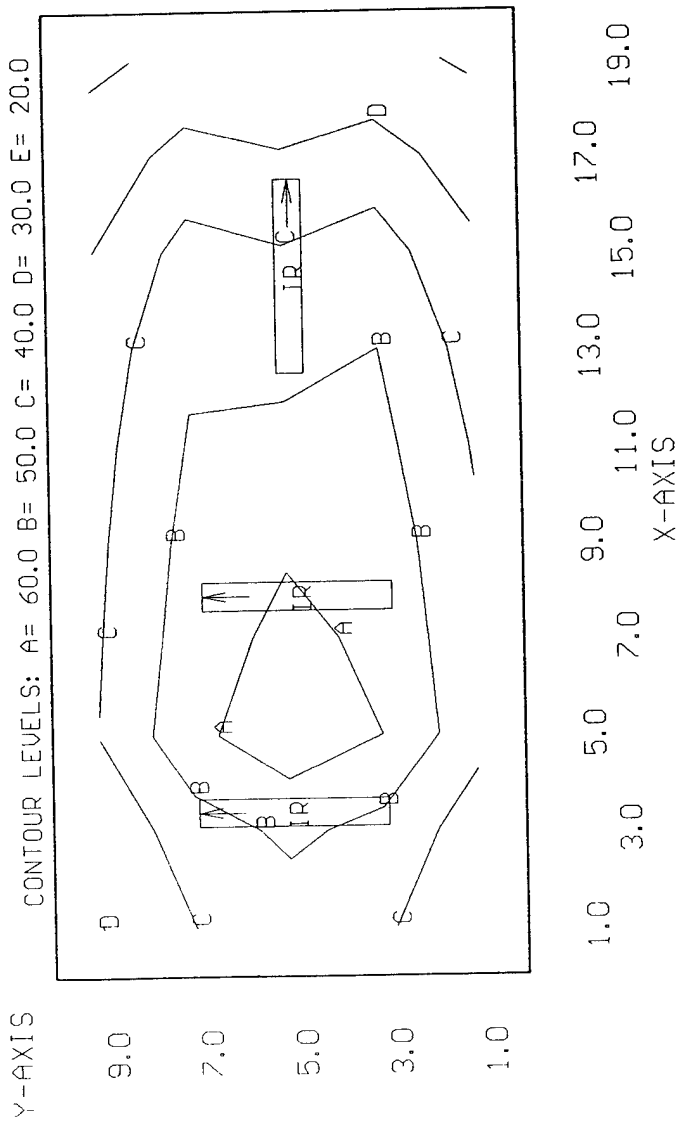
9.0	+	37.0	+	42.1	+	45.7	+	46.8	+	46.3	+	45.2	+	43.3	+	39.3	+	33.1	+	26.1
7.0	+	46.4	+	55.3	+	60.9	+	61.7	+	59.3	+	56.6	+	54.4	+	49.4	+	39.8	+	29.4
5.0	+	51.2	+	62.3	+	69.1	+	69.8	+	66.4	+	62.3	+	59.8	+	54.3	+	42.7	+	30.6
3.0	+	47.6	+	57.0	+	63.0	+	64.1	+	61.6	+	58.4	+	55.8	+	50.6	+	40.6	+	29.8
1.0	+	38.5	+	44.2	+	48.2	+	49.6	+	48.9	+	47.6	+	45.4	+	40.9	+	34.2	+	26.8

1.0 3.0 5.0 7.0 9.0 11.0 13.0 15.0 17.0 19.0
 X-AXIS

USI's LITE*PRO V2.27E Point-By-Point Numeric Output 15:08 12-Mar-95
PROJECT: 60-090 AREA: OFFICE 2-N GRID: Ceiling
Values are FC, SCALE: 1 IN= 4.0FT, HORZ GRID (U), HORZ CALC, Z= 2.5
Computed in accordance with IES recommendations

+ MIN=18.1 MAX=66.8 AVE=41.2 AVE/MIN= 2.27 MAX/MIN= 3.68

IR <3> = T11272 METALOPTICS ISS04SSJWS042EP11, <2> F032/35K, LLF= 0.73

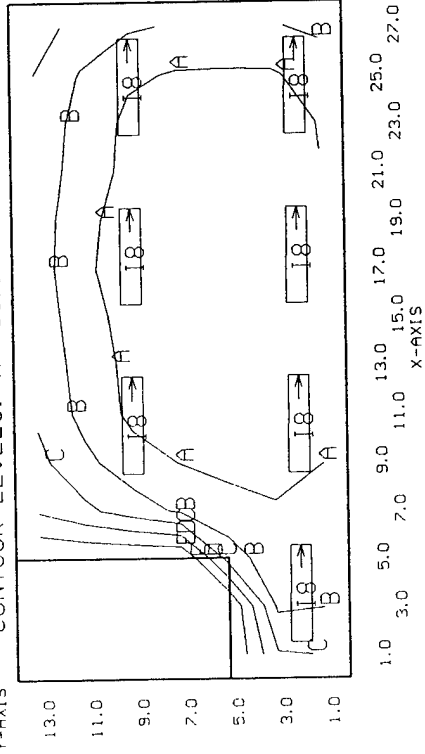


USI's LITE*PRO V2.27E Point-By-Point Numeric Output 15:12 12-Mar-95
PROJECT: 60-090 AREA: FILE STORAGE-N GRID: Ceiling
Values are FC, SCALE: 1 IN= 8.0FT, HORZ GRID (U), HORZ CALC, Z= 2.5
Computed in accordance with IES recommendations

+ MIN=0.00 MAX=60.3 AVE=40.1 AVE/MIN=N/A MAX/MIN=N/A

I8 <7> = 10417 COLUMBIA KL240-PAF-EOCT-SOLID, <2> F032/35K, LLF= 0.66

CONTOUR LEVELS: A= 50.0 B= 40.0 C= 30.0 D= 20.0 E= 10.0



USI's LITE*PRO V2.27E Point-By-Point Numeric Output 09:29 26-Jan-95
 PROJECT: 60-090 AREA: OFFICE 3 GRID: Ceiling
 Values are FC, SCALE: 1 IN= 4.0FT, HORZ GRID (U), HORZ CALC, Z= 2.5
 Computed in accordance with IES recommendations

- MIN=32.9 MAX=49.4 AVE=41.5 AVE/MIN= 1.26 MAX/MIN= 1.50

M3 <2> = K8966 COLUMBIA K440-T, (4) F40CW, LLF= 0.51

Y-AXIS

9.0	+	32.9	+	37.2	+	38.3	+	38.0	+	38.3	+	37.2	+	32.9
7.0	+	39.8	+	45.8	+	45.8	+	44.6	+	45.8	+	45.8	+	39.8
5.0	+	43.0	+	49.4	+	48.8	+	46.8	+	48.8	+	49.4	+	43.0
3.0	+	39.8	+	45.8	+	45.8	+	44.6	+	45.8	+	45.8	+	39.8
1.0	+	32.9	+	37.2	+	38.3	+	38.0	+	38.3	+	37.2	+	32.9

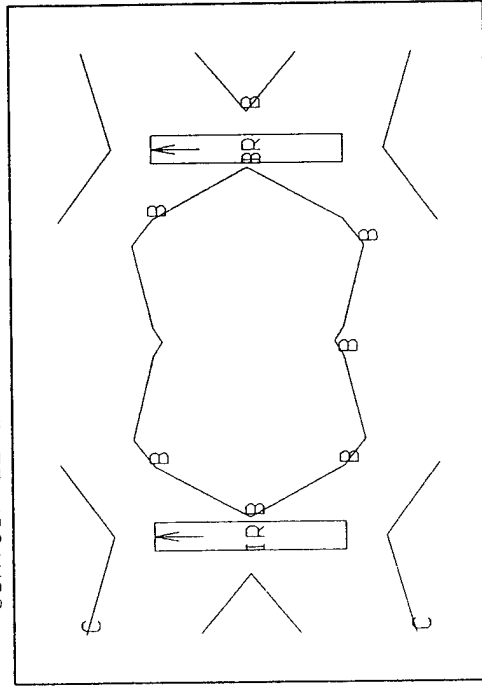
1.0 3.0 5.0 7.0 9.0 11.0 13.0
 X-AXIS

USI's LITE*PRO V2.27E Point-By-Point Numeric Output 15:15 12-Mar-95
PROJECT: 60-090 AREA: OFFICE 3-N GRID: Ceiling
Values are FC, SCALE: 1 IN= 4.0FT, HORZ GRID (U), HORZ CALC, Z= 2.5
Computed in accordance with IES recommendations

+ MIN=25.2 MAX=47.6 AVE=35.2 AVE/MIN= 1.40 MAX/MIN= 1.89

IR <2> = T11272 METALOPTICS ISS04SSWWS042EP11, <2> F032/35K, LLF= 0.73

Y-AXIS CONTOUR LEVELS: A= 50.0 B= 40.0 C= 30.0 D= 20.0 E= 10.0



1.0 3.0 5.0 7.0 9.0 11.0 13.0
X-AXIS

USI's LITE*PRO V2.27E Point-By-Point Numeric Output 09:41 26-Jan-95
 PROJECT: 60-090 AREA: KITCHEN GRID: Ceiling
 Values are FC, SCALE: 1 IN= 4.0FT, HORZ GRID (U), HORZ CALC, Z= 2.5
 Computed in accordance with IES recommendations

- MIN=35.7 MAX=61.2 AVE=47.4 AVE/MIN= 1.33 MAX/MIN= 1.72

M3 <2> = K8966 COLUMBIA K440-T, <4> F40CW, LLF= 0.51

Y-AXIS

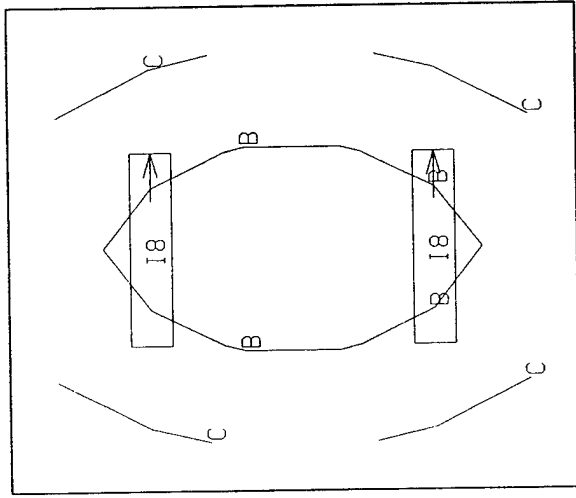
11.0	+	35.7	+	45.4	+	50.8	+	45.4	+	35.7
9.0	+	39.9	+	51.9	+	57.9	+	51.9	+	39.9
7.0	+	42.8	+	55.1	+	61.2	+	55.1	+	42.8
5.0	+	42.8	+	55.1	+	61.2	+	55.1	+	42.8
3.0	+	39.9	+	51.9	+	57.9	+	51.9	+	39.9
1.0	+	35.7	+	45.4	+	50.8	+	45.4	+	35.7

1.0 3.0 5.0 7.0 9.0
 X-AXIS

USI's LITE*PRO V2.27E Point-By-Point Numeric Output 15:17 12-Mar-95
PROJECT: 60-090 AREA: KITCHEN-N GRID: Ceiling
Values are FC, SCALE: 1 IN= 4.0FT, HORZ GRID (U), HORZ CALC, Z= 2.5
Computed in accordance with IES recommendations
+ MIN=25.2 MAX=45.3 AVE=34.5 AVE/MIN= 1.37 MAX/MIN= 1.80

I8 <2> = 10417 COLUMBIA KL240-PAF-EOCT-SOLID, <2> F032/35K, LLF= 0.66

Y-AXIS CONTOUR LEVELS: A= 50.0 B= 40.0 C= 30.0 D= 20.0 E= 10.0



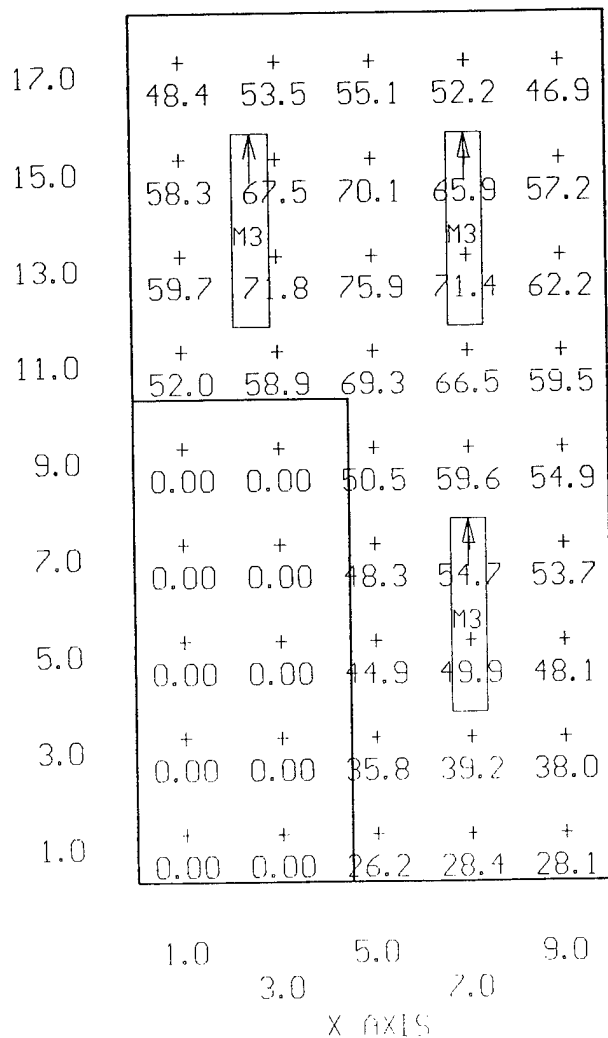
11.0
9.0
7.0
5.0
3.0
1.0
1.0 3.0 5.0 7.0 9.0
X-AXIS

USI's LITE*PRO V2.27E Point-By-Point Numeric Output 09:55 26-Jan-95
 PROJECT: 60-090 AREA: HALL/ENTRANCE GRID: Ceiling
 Values are FC, SCALE: 1 IN= 4.0FT, HORZ GRID (U), HORZ CALC, Z= 2.5
 Computed in accordance with IES recommendations

+ MIN=0.00 MAX=75.9 AVE=41.8 AVE/MIN=N/A MAX/MIN=N/A

M3 <3> = K8966 COLUMBIA K440-T, <4> F40CW, LLF= 0.51

Y-AXIS



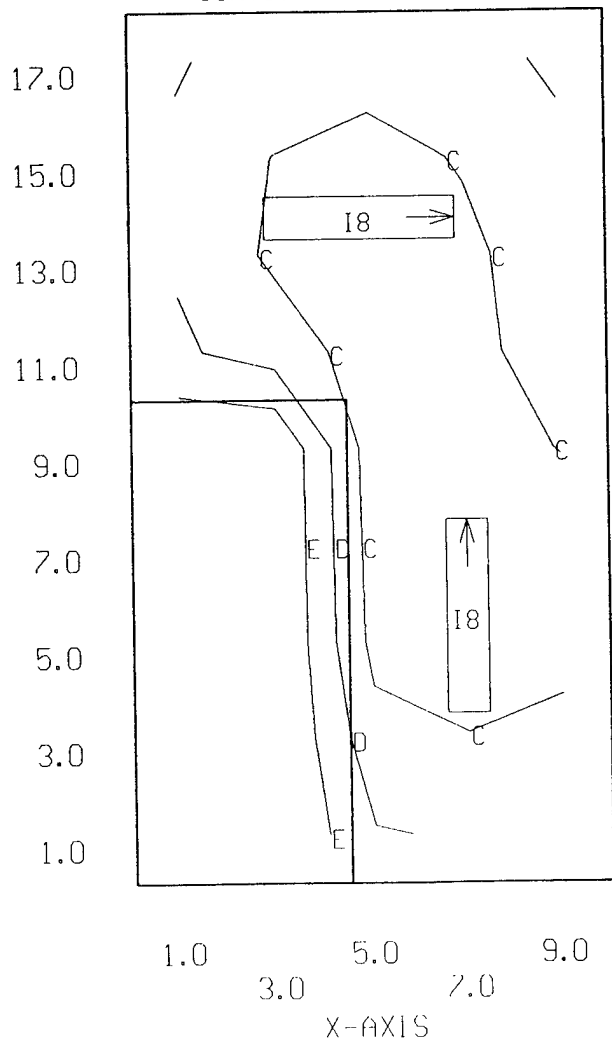
USI's LITE*PRO V2.27E Point-By-Point Numeric Output 15:21 12-Mar-95
PROJECT: 60-090 AREA: HALL/ENTRANCE-N GRID: Ceiling
Values are FC, SCALE: 1 IN= 4.0FT, HORZ GRID (U), HORZ CALC, Z= 2.5
Computed in accordance with IES recommendations

+ MIN=0.00 MAX=37.8 AVE=21.8 AVE/MIN=N/A MAX/MIN=N/A

I8 <2> = 10417 COLUMBIA KL240-PAF-EOCT-SOLID, <2> F032/35K, LLF= 0.66

Y-AXIS

CONTOUR LEVELS: A= 50.0 B= 40.0 C= 30.0 D= 20.0 E= 10.0



USI's LITE*PRO V2.27E Point-By-Point Numeric Output 10:08 26-Jan-95
 PROJECT: 60-090 AREA: WOMENS TOILET GRID: Ceiling
 Values are FC, SCALE: 1 IN= 4.0FT, HORZ GRID (U), HORZ CALC, Z= 2.5
 Computed in accordance with IES recommendations

+ MIN=2.13 MAX=9.51 AVE=5.24 AVE/MIN= 2.46 MAX/MIN= 4.47

ZX <2> = B2008A PRESCCLITE 488HF-1, <1> 120ER40, LLF= 0.73
 ZY <1> = B2008A PRESCCLITE 488HF-1, <1> 60A19/IF, LLF= 0.75

Y-AXIS

4.5	+	3.20	+	4.48	+	5.10	+	4.47	+	4.04	+	4.50	+	5.68	+	6.72	+	5.86	+	4.23
2.5	+	3.52	+	5.58	+	6.63	+	4.65	+	2.75	+	4.40	+	7.26	+	9.51	+	7.63	+	4.86
0.5	+	3.29	+	4.68	+	5.29	+	3.73	+	2.13	+	4.05	+	7.09	+	9.38	+	7.44	+	4.97

1.0 3.0 5.0 7.0 9.0 11.0 13.0 15.0 17.0 19.0
 X-AXIS

USI's LITE*PRO V2.27E Point-By-Point Numeric Output 15:28 12-Mar-95
 PROJECT: 60-090 AREA: WOMENS TOILET-N GRID: Ceiling
 Values are FC, SCALE: 1 IN= 4.0FT, HORZ GRID (U), HORZ CALC, Z= 2.5
 Computed in accordance with IES recommendations

+ MIN=2.42 MAX=13.2 AVE=6.48 AVE/MIN= 2.68 MAX/MIN= 5.46

C4 <2> = B1777A PRESCOLLITE CF123526-462, <1> F26DTT/27K, LLF= 0.50
 CF <1> = B1756A PRESCOLLITE PBX-TB94, <2> F13DTT/27K, LLF= 0.63

Y-AXIS

4.5	+	3.54	+	5.28	+	6.51	+	5.29	+	4.87	+	5.50	+	7.02	+	8.93	+	7.32	+	5.23
2.5	+	3.94	+	7.46	+	5.99	+	5.70	+	3.13	+	5.44	+	8.94	+	13.2	+	9.91	+	6.03
0.5	+	3.69	+	5.68	+	6.97	+	4.29	+	2.42	+	5.01	+	7.55	+	10.5	+	8.79	+	6.16

1.0 3.0 5.0 7.0 9.0 11.0 13.0 15.0 17.0 19.0
 X-AXIS

USI's LITE*PRO V2.27E Point-By-Point Numeric Output 10:12 26-Jan-95
PROJECT: 60-090 AREA: MENS TOILET GRID: Ceiling
Values are FC, SCALE: 1 IN= 4.0FT, HORZ GRID (U), HORZ CALC, Z= 2.5
Computed in accordance with IES recommendations

+ MIN=3.58 MAX=8.60 AVE=5.93 AVE/MIN= 1.66 MAX/MIN= 2.41

ZX <1> = B2008A PRESCOLITE 488HF-1, <1> 120ER40, LLF= 0.73
ZY <1> = B2008A PRESCOLITE 488HF-1, <1> 60A19/IF, LLF= 0.75

Y-AXIS

5.0	+	+	+	+	+	+
	6.34	7.87	7.40	5.49	3.62	
3.0	+	+	+	+	+	+
	5.68	7.74	8.60	6.40	3.98	
1.0	+	+	+	+	+	+
	4.48	5.91	6.61	5.28	3.58	

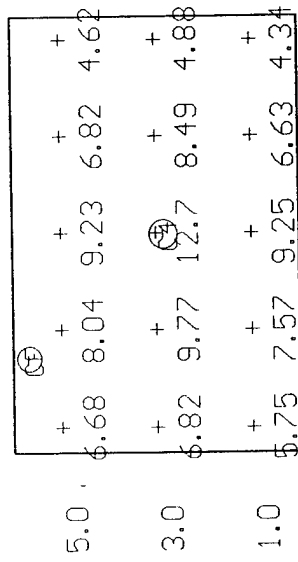
0.5 2.5 4.5 6.5 8.5
X-AXIS

USI's LITE*PRO V2.27E Point-By-Point Numeric Output 15:30 12-Mar-95
 PROJECT: 60-090 AREA: MENS TOILET-N GRID: Ceiling
 Values are FC, SCALE: 1 IN= 4.0FT, HORZ GRID (U), HORZ CALC, Z= 2.5
 Computed in accordance with IES recommendations

+ MIN=4.34 MAX=12.7 AVE=7.44 AVE/MIN= 1.72 MAX/MIN= 2.93

C4 <1> = 81777A PRESCOLITE CF123526-462, <1> F260TT/27K, LLF= 0.50
 CF <1> = 81756A PRESCOLITE PBX-TB94, <2> F130TT/27K, LLF= 0.63

Y-AXIS



Bldg 60-630 Summary

Present System

Fixture Type	Watts/ Fixture	Number Fixtures	Total Watts
F1	192	2	384
J	96	9	864
NA	195	18	3,510
XP	150	9	1,350
XQ	75	1	75
Totals		39	6,183

Replacement System

Fixture Type	Watts/ Fixture	Number Fixtures	Total Watts
CQ	23	1	23
F8	59	2	118
H8	59	24	1,416
NA	195	18	3,510
Totals		45	5,067

Reynolds, Smith & Hills, Inc.
 4651 Salisbury Road
 Jacksonville, FL 32256
 Buildings Engineering

Luminaire Fixture Schedule
 Generated by LitePro V2.27E
 Provided and supported by USI Lighting, Inc.
 Filename: 60-630 Type: Indoor

Luminaire Fixture Schedule / **PRESENT**

Project name: PBA Lighting Survey - Bldg 60-630
 Prepared for: Corps of Engineers
 Prepared by: C. Warren

Project #6941331
 Date: 30-Jan-95
 UPD: 0.7W/Sq.Ft

TYPE	DESCRIPTION	LAMP/BALLAST	V/W	QTY	REMARKS
F1	2X4 4L FLUSH STATIC TROFFER LENS- .125" POLARIZED PATT.12 COLUMBIA 4PS2*-87-244	F40CW STD	000 - 192	✓ 2	
J	7"X4' 2L WET LOCATION WRAP LENS- PRISMATIC BOTTOM & SIDES COLUMBIA LUN240-WL	F40CW STD	000 - 96	✓ 9	
NA	SC = 1.8 GE LIGHTING U1GA15S	LU-150 STD	000 - 195	✓ 18	
XP	SC = 3.4 GE LIGHTING H2*10M	150A21/IF -	000 - 150	✓ 9	
XQ	5"RECESS ROUND DOWNLIGHT, LOWER OPEN- CLEAR ALZAK REFLECTOR PRESCOLITE 1222-262	75A19/SW NA	000 - 75	✓ 1	

NOTES:

60-630 Schedule

Reynolds, Smith & Hills, Inc.
4651 Salisbury Road
Jacksonville, FL 32256
Buildings Engineering

Luminaire Fixture Schedule
Generated by LitePro V2.27E
Provided and supported by USI Lighting, Inc.
Filename: 60-630 Type: Indoor

Luminaire Fixture Schedule / **PROPOSED**

Project name: PBA Lighting Survey - Bldg 60-630
Prepared for: Corps of Engineers
Prepared by: C. Warren

Project #6941331
Date: 13-Mar-95
UPD: 0.6W/Sq.Ft

TYPE	DESCRIPTION	LAMP/BALLAST	V/W	QTY	REMARKS
CQ	8"1L(VERT) RECESS RND.DOWNLITE OPEN - CLR.REFL. W/ BLK.BAFFLE PRESCOLITE CF122518-B462	F18DTT/27K STD	000 - 23	1	
F8	2X4 2L FLUSH STATIC TROFFER LENS-PRISMATIC ACRYLIC PATT-19 COLUMBIA T84PS2*-84-242-2EOCT	FO32/31K EOCT	000 - 59	2	
H8	8"X4' 2L DAMP LOCATION WRAP LENS- PRISMATIC BOTTOM & SIDES COLUMBIA LUN240-DMR	FO32/35K EOCT	000 - 59	24	
NA	SC = 1.8 GE LIGHTING U1GA15S	LU-150 STD	000 - 195	18	

NOTES:

Reynolds, Smith & Hills, Inc.
 4651 Salisbury Road
 Jacksonville, FL 32256
 Buildings Engineering

Project Area Summary
 Generated by LitePro V2.27E
 Provided and supported by USI Lighting, Inc.
 Filename: 60-630 Type: Indoor

Project Area Summary

Project name: PBA Lighting Survey - Bldg 60-630
 Prepared for: Corps of Engineers
 Prepared by: C. Warren

Project #6941331
 Date: 13-Mar-95
 UPD: 0.7W/Sq.Ft

AREA NAME	DIMENSIONS	LUMINAIRES	W/SQ.FT	QTY
WAREHOUSE	120x60x12Ft	(18) Type NA	0.5	1
SHIPPING	41x24x10Ft	(9) Type XP	1.4	1
SHIPPING-N	41x24x10Ft	(15) Type H8	0.9	1
BEAK ROOM	13x16x8Ft	(2) Type F1	1.8	1
BREAK ROOM-N	13x16x8Ft	(2) Type F8	0.6	1
WOMENS TOILET	13x16x9Ft	(2) Type J	0.9	1
WOMENS TOILET-N	13x16x9Ft	(2) Type H8	0.6	1
MENS CHANGE RM	13x18x9Ft	(3) Type J (1) Type XQ	1.6	1
MENS CHANG RM-N	13x18x9Ft	(1) Type CQ (3) Type H8	0.9	1
STORAGE	13x6x9Ft	(1) Type J	1.2	1
STORAGE-N	13x6x9Ft	(1) Type H8	0.8	1
OFFICE	12x11x8Ft	(3) Type J	2.2	1
OFFICE-N	12x11x8Ft	(3) Type H8	1.3	1

NOTES:

Reynolds, Smith & Hills, Inc.
 4651 Salisbury Road
 Jacksonville, FL 32256
 Buildings Engineering

Project Calculation Summary
 Generated by LitePro V2.27E
 Provided and supported by USI Lighting, Inc.
 Filename: 60-630 Type: Indoor

Project Calculation Summary

Project name: PBA Lighting Survey - Bldg 60-630
 Prepared for: Corps of Engineers
 Prepared by: C. Warren

Project #6941331
 Date: 13-Mar-95
 UPD: 0.7W/Sq.Ft

AREA NAME	DIMENSIONS	GRID NAME	AVE	MAX	MIN
WAREHOUSE	120x60x12Ft	Ceiling	<+> 13.2	24.7	0.0
SHIPPING	41x24x10Ft	Ceiling	<+> 10.9	12.4	9.6
SHIPPING-N	41x24x10Ft	Ceiling	<+> 27.3	32.3	18.8
BREAK ROOM	13x16x8Ft	Ceiling	<+> 42.5	77.8	12.5
BREAK ROOM-N	13x16x8Ft	Ceiling	<+> 27.3	51.7	7.3
WOMENS TOILET	13x16x9Ft	Ceiling	<+> 14.4	39.0	0.1
WOMENS TOILET-N	13x16x9Ft	Ceiling	<+> 12.9	34.8	0.1
MENS CHANGE RM	13x18x9Ft	Ceiling	<+> 16.5	24.8	0.0
MENS CHANG RM-N	13x18x9Ft	Ceiling	<+> 14.2	22.1	0.0
STORAGE	13x6x9Ft	Ceiling	<+> 15.4	20.7	10.6
STORAGE-N	13x6x9Ft	Ceiling	<+> 13.7	18.5	9.5
OFFICE	12x11x8Ft	Ceiling	<+> 34.4	45.3	19.5
OFFICE-N	12x11x8Ft	Ceiling	<+> 30.7	40.4	17.4

NOTES:

USI's LITE*PRO V2.27E Point-By-Point Numeric Output 13:58 30-Jan-95
 PROJECT: 60-630 AREA: WAREHOUSE GRID: Ceiling
 Values are FC, SCALE: 1 IN= 16.0FT, HORZ CALC, Z = 2.5
 Computed in accordance with IES recommendations

+ MIN=0.00 MAX=24.7 AVE=13.2 AVE/MIN=N/A MAX/MIN=N/A

NA <18> = GE8360 GE LIGHTING U1GAI5S, <1> LU-150, LLF= 0.71

Y-AXIS	58.0	54.0	50.0	46.0	42.0	38.0	34.0	30.0	26.0	22.0	18.0	14.0	10.0	6.0	2.0	
	0.00 0.00 0.00 0.00 0.00 0.00 0.00 0.00 0.00 0.00 0.00 0.00 0.00 0.00 0.00 0.00	1.86 2.07 0.00 0.00 0.00 0.00 0.00 0.00 0.00 0.00 0.00 0.00 0.00 0.00 0.00 0.00	4.93 5.58 0.00 0.00 0.00 0.00 0.00 0.00 0.00 0.00 0.00 0.00 0.00 0.00 0.00 0.00	11.4 12.4 0.00 0.00 0.00 0.00 0.00 0.00 0.00 0.00 0.00 0.00 0.00 0.00 0.00 0.00	14.5 7.60 13.4 14.7 15.0 15.3 14.9 11.9 15.1 15.5 15.4 15.5 12.0 14.8 14.3 14.2 0.00 0.06 0.07 0.09 0.10 0.11 0.10 0.09 0.07 0.06 0.05 14.1 13.6	6.53 11.0 16.5 16.0 22.1 16.7 18.3 16.3 18.4 16.8 22.5 16.8 18.4 16.3 18.4 16.8 21.7 0.00 0.07 0.08 0.09 0.12 0.11 0.10 0.09 0.07 0.07 0.28 20.9 14.1	12.0 16.2 21.3 19.7 18.2 20.3 20.7 23.0 20.4 18.5 20.4 23.0 20.7 23.0 20.5 19.2 0.00 0.09 0.10 0.10 0.11 0.11 0.10 0.09 0.08 0.08 0.08 17.2 15.2	13.4 15.7 19.6 23.4 21.7 23.9 21.0 19.0 21.1 24.0 21.9 24.0 21.1 19.0 21.1 24.0 22.0 24.1 15.6 15.5 15.6 15.2 12.2 15.3 15.6 15.4 15.1 23.3 18.5 14.8	14.5 22.0 18.3 21.7 20.7 22.2 19.5 19.5 22.2 20.9 22.2 19.5 19.6 19.5 22.1 20.7 21.9 19.0 22.2 16.7 18.3 16.2 18.4 16.8 22.3 16.2 20.7 16.3 11.7	15.5 16.9 20.5 24.0 22.2 24.5 21.6 19.7 21.7 24.5 22.3 24.5 21.6 19.6 21.5 24.3 22.0 23.9 20.8 17.8 19.8 22.6 20.5 22.9 20.3 18.3 20.9 23.0 18.4 14.8	15.3 18.7 23.2 21.2 19.6 21.7 24.6 22.4 24.6 21.7 19.7 21.7 24.5 22.3 24.3 21.2 18.9 20.5 22.9 20.5 22.5 19.9 18.3 20.6 23.7 21.6 23.9 20.4 16.9 15.2	12.2 16.6 21.0 19.2 24.6 19.6 22.4 21.0 22.4 19.6 22.7 19.6 22.3 20.8 21.9 18.8 23.3 17.1 18.3 16.0 18.1 16.8 23.0 18.6 21.7 20.6 21.8 18.4 22.4 15.0	15.3 18.7 23.1 20.9 19.2 21.3 24.3 22.2 24.3 21.3 19.2 21.2 24.1 21.9 23.6 20.0 16.6 15.8 14.9 11.4 14.3 15.1 16.4 19.9 23.5 21.6 23.6 20.0 16.4 14.9	15.6 16.9 20.0 23.1 21.0 23.4 20.8 18.9 20.8 23.4 21.0 23.3 20.6 18.5 19.8 21.4 16.7 0.06 0.07 0.07 8.20 13.1 16.6 21.5 19.8 18.2 19.9 21.7 17.0 13.5	15.3 22.0 16.9 18.7 16.7 18.9 17.3 22.5 17.3 18.8 16.7 18.7 17.1 22.4 16.1 16.3 10.9 0.04 0.03 0.04 4.40 6.68 10.9 16.6 16.1 22.1 16.3 17.0 11.8 8.05	15.0 15.3 15.6 15.3 12.3 15.4 15.8 15.6 15.7 15.3 12.2 15.2 15.6 15.3 14.6 12.2 6.31 0.04 0.02 0.02 4.29 3.62 6.89 13.1 14.5 14.7 14.7 13.5 8.03 5.60
	2.0 6.0 10.0 14.0 18.0 22.0 26.0 30.0 34.0 38.0 42.0 46.0 50.0 54.0 58.0 62.0 66.0 70.0 74.0 78.0 82.0 86.0 90.0 94.0 98.0 102.0 106.0 110.0 114.0 118.0	X-AXIS														

USI's LITE*PRO V2.27E Point-By-Point Numeric Output 14:09 30-Jan-95
 PROJECT: 60-630 AREA: SHIPPING GRID: Ceiling
 Values are FC, SCALE: 1 IN= 8.0FT, HORZ GRID (U), HORZ CALC, Z= 2.5
 Computed in accordance with IES recommendations

+ MIN=9.60 MAX=12.4 AVE=10.9 AVE/MIN= 1.14 MAX/MIN= 1.29

XP <9> = GE8323 GE LIGHTING H2*10M, <1> 150A21/1F, LLF= 0.73

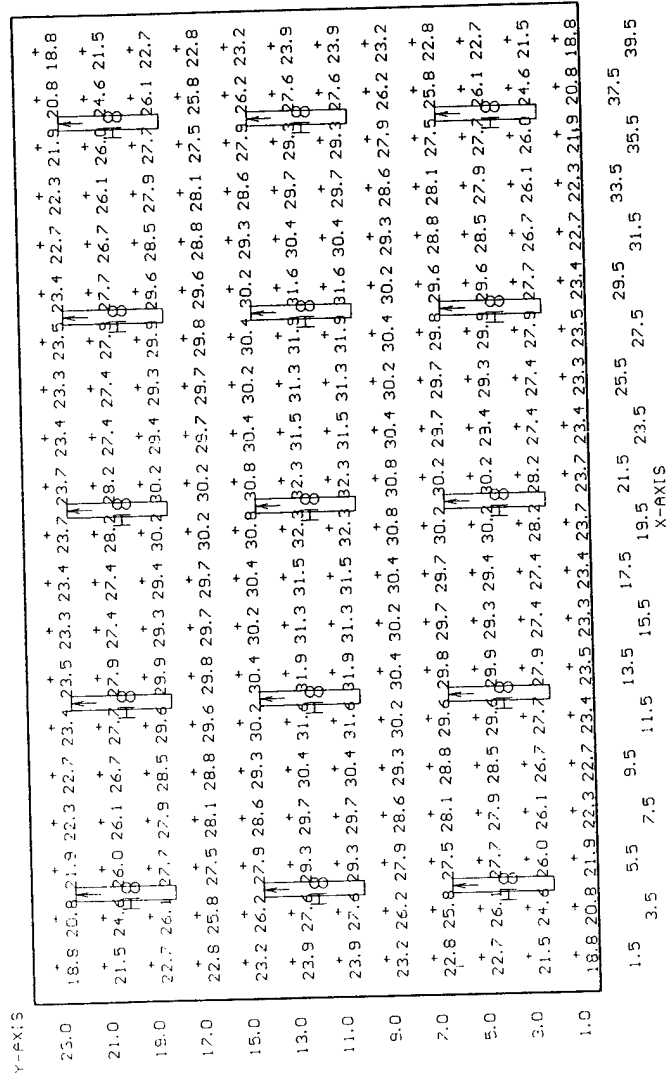
Y-AXIS	10.4	10.2	10.1	10.4	10.0	9.65	9.60	9.89	10.2	9.83	10.2	9.89	9.60	9.65	10.0	10.4	10.1	10.2	10.4
23.0	10.4	10.2	10.1	10.4	10.0	9.65	9.60	9.89	10.2	9.83	10.2	9.89	9.60	9.65	10.0	10.4	10.1	10.2	10.4
21.0	10.6	10.4	10.1	10.4	10.5	10.1	10.4	10.2	9.82	10.2	10.4	10.1	10.1	10.5	10.4	10.4	10.4	10.2	10.6
19.0	11.2	10.9	10.8	10.9	10.8	10.4	10.4	10.8	10.8	10.4	10.4	10.8	10.8	10.4	10.4	10.8	10.9	10.8	10.9
17.0	12.2	12.0	11.9	11.9	11.3	10.7	10.7	11.3	11.8	11.5	11.5	11.8	11.3	10.7	10.7	11.3	11.9	11.9	12.0
15.0	12.4	12.2	12.1	12.1	11.5	10.8	10.8	11.4	12.0	11.7	11.7	12.0	11.4	10.8	10.8	11.5	12.1	12.2	12.4
13.0	11.8	11.6	11.5	11.6	11.4	10.9	10.9	11.4	11.4	11.4	11.4	11.4	10.9	10.9	11.4	11.6	11.6	11.8	11.8
11.0	11.8	11.6	11.5	11.6	11.4	10.9	10.9	11.4	11.4	11.4	11.4	11.4	10.9	10.9	11.4	11.6	11.6	11.8	11.8
9.0	12.4	12.2	12.1	12.1	11.5	10.8	10.8	11.4	12.0	11.7	11.7	12.0	11.4	10.8	10.8	11.5	12.1	12.2	12.4
7.0	12.2	12.0	11.9	11.9	11.3	10.7	10.7	11.3	11.8	11.5	11.5	11.8	11.3	10.7	10.7	11.3	11.9	11.9	12.0
5.0	11.2	10.8	10.8	10.9	10.8	10.4	10.4	10.8	10.8	10.4	10.4	10.8	10.8	10.4	10.4	10.8	10.9	10.9	11.2
3.0	10.6	10.2	10.1	10.4	10.5	10.1	10.1	10.4	10.2	9.82	10.2	10.2	10.1	10.1	10.5	10.4	10.1	10.2	10.6
1.0	10.4	10.2	10.1	10.4	10.0	9.65	9.60	9.89	10.2	9.83	10.2	9.89	9.60	9.65	10.0	10.4	10.1	10.2	10.4

1.5 3.5 5.5 7.5 9.5 11.5 13.5 15.5 17.5 19.5 21.5 23.5 25.5 27.5 29.5 31.5 33.5 35.5 37.5 39.5
 X-AXIS

USI's LITE*PRO V2.27E Point-By-Point Numeric Output 13:35 13-Mar-95
 PROJECT: 60-630 AREA: SHIPPING-N GRID: Ceiling
 Values are FC, SCALE: 1 IN= 8.0FT, HORZ GRID (U), HORZ CALC, Z= 2.5
 Computed in accordance with IES recommendations

+ MIN=18.8 MAX=32.3 AVE=27.3 AVE/MIN= 1.45 MAX/MIN= 1.72

H8 <15> = K9801 COLUMBIA LUN240-DMR, <2> F032/35K, LLF= 0.66



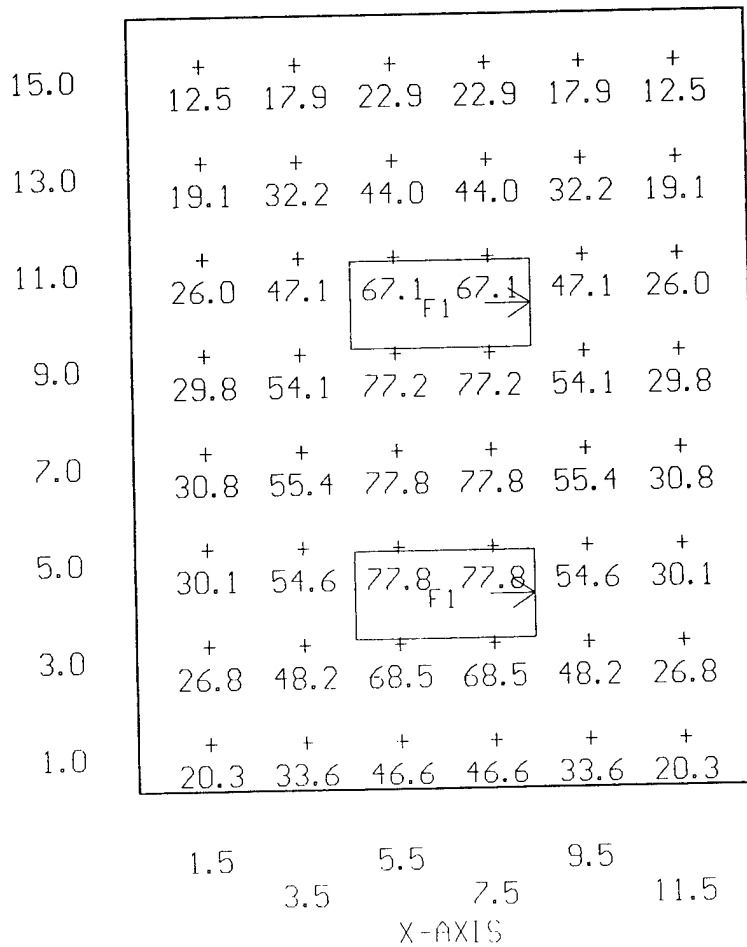
1.5 3.5 5.5 7.5 9.5 11.5 13.5 15.5 17.5 19.5 21.5 23.5 25.5 27.5 29.5 31.5 33.5 35.5 37.5

USI's LITE*PRO U2.27E Point-By-Point Numeric Output 14:17 30-Jan-95
 PROJECT: 60-630 AREA: BREAK ROOM GRID: Ceiling
 Values are FC, SCALE: 1 IN= 4.0FT, HORZ GRID (U), HORZ CALC, Z= 2.5
 Computed in accordance with IES recommendations

+ MIN=12.5 MAX=77.8 AVE=42.5 AVE/MIN= 3.41 MAX/MIN= 6.24

F1 <2> = 9753 COLUMBIA 4PS2*-87-244, <4> F40CW, LLF= 0.68

Y-AXIS




USI's LITE*PRO V2.27E Point-By-Point Numeric Output 13:38 13-Mar-95
 PROJECT: 60-630 AREA: BREAK ROOM-N GRID: Ceiling
 Values are FC, SCALE: 1 IN= 4.0FT, HORZ GRID (U), HORZ CALC, Z= 2.5
 Computed in accordance with IES recommendations

+ MIN=7.34 MAX=51.7 AVE=27.3 AVE/MIN= 3.72 MAX/MIN= 7.05

F8 <2> = 9868 COLUMBIA T84PS2*-84-242-2EOCT, <2> F032/31K, LLF= 0.66

Y-AXIS




USI's LITE*PRO V2.27E Point-By-Point Numeric Output 14:26 30-Jan-95
 PROJECT: 60-630 AREA: WOMENS TOILET GRID: Ceiling
 Values are FC, SCALE: 1 IN= 4.0FT, HORZ GRID (U), HORZ CALC, Z= 2.5
 Computed in accordance with IES recommendations

+ MIN=0.12 MAX=39.0 AVE=14.4 AVE/MIN= 114.93 MAX/MIN= 310.31

J <2> = K9801X COLUMBIA LUN240-WL, <2> F40CW, LLF= 0.68

Y-AXIS




USI's LITE*PRO V2.27E Point-By-Point Numeric Output 13:40 13-Mar-95
 PROJECT: 60-630 AREA: WOMENS TOILET-N GRID: Ceiling
 Values are FC, SCALE: 1 IN= 4.0FT, HORZ GRID (U), HORZ CALC, Z= 2.5
 Computed in accordance with IES recommendations

+ MIN=0.11 MAX=34.8 AVE=12.9 AVE/MIN= 114.93 MAX/MIN= 310.31

H8 <2> = K9801 COLUMBIA LUN240-DMR, <2> F032/35K, LLF= 0.66

Y-AXIS




USI's LITE*PRO V2.27E Point-By-Point Numeric Output 14:36 30-Jan-95
 PROJECT: 60-630 AREA: MENS CHANGE RM GRID: Ceiling
 Values are FC, SCALE: 1 IN= 4.0FT, HORZ GRID (U), HORZ CALC, Z= 2.5
 Computed in accordance with IES recommendations

+ MIN=0.00 MAX=24.8 AVE=16.5 AVE/MIN=N/A MAX/MIN=N/A

J <3> = K9801X COLUMBIA LUN240-WL, <2> F40CW, LLF= 0.68
 XQ <1> = B1999A PRESCOLITE 1222-262, <1> 75A19/SW, LLF= 0.82

Y-AXIS

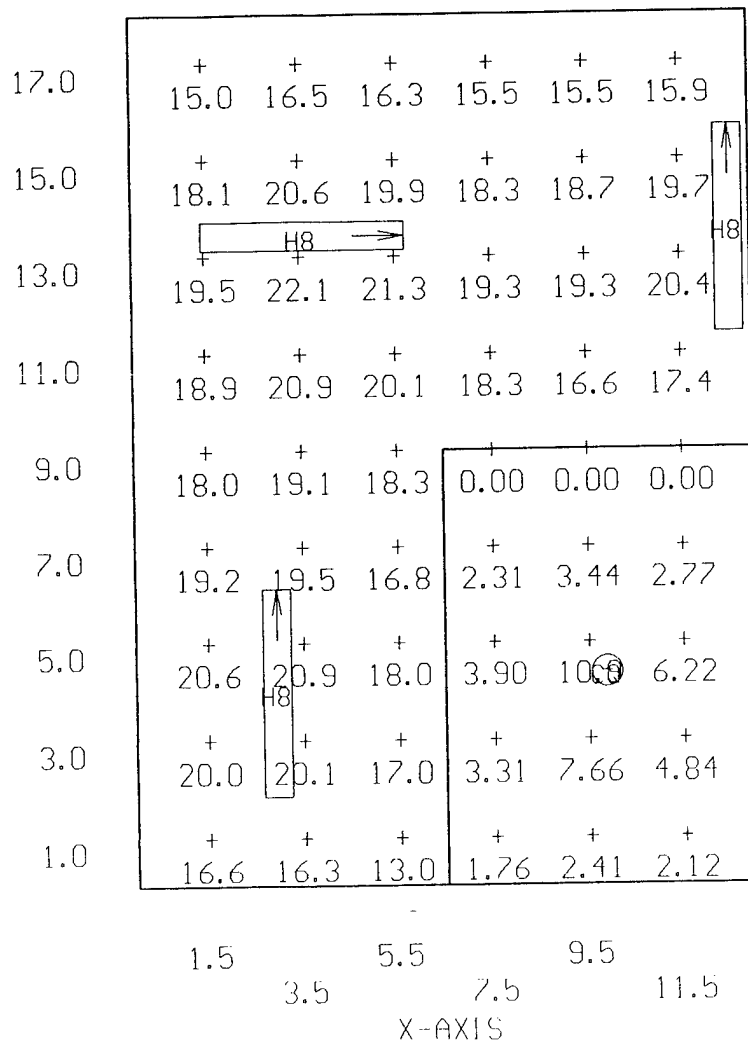


USI's LITE*PRO V2.27E Point-By-Point Numeric Output 13:45 13-Mar-95
 PROJECT: 60-630 AREA: MENS CHANG RM-N GRID: Ceiling
 Values are FC, SCALE: 1 IN= 4.0FT, HORZ GRID (U), HORZ CALC, Z= 2.5
 Computed in accordance with IES recommendations

+ MIN=0.00 MAX=22.1 AVE=14.2 AVE/MIN=N/A MAX/MIN=N/A

CQ <1> = B2125A PRESCOLITE CF122518-B462, <1> F18DTT/27K, LLF= 0.50
 H8 <3> = K9801 COLUMBIA LUN240-DMR, <2> F032/35K, LLF= 0.66

Y-AXIS



USI's LITE*PRO V2.27E Point-By-Point Numeric Output 14:47 30-Jan-95
 PROJECT: 60-630 AREA: STORAGE GRID: Ceiling
 Values are FC, SCALE: 1 IN= 4.0FT, HORZ GRID (U), HORZ CALC, Z= 2.5
 Computed in accordance with IES recommendations

+ MIN=10.6 MAX=20.7 AVE=15.4 AVE/MIN= 1.45 MAX/MIN= 1.95

J <1> = K9801X COLUMBIA LUN240-WL, <2> F40CW, LLF= 0.68

Y-AXIS

5.0	+	+	+	+	+	+	+	+	+
	10.6	15.6	20.0	20.0	20.0	15.6	10.7		
3.0	+	+	+	+	+	+	+	+	+
	11.8	16.7	20.7	20.7	20.7	16.8	11.9		
1.0	+	+	+	+	+	+	+	+	+
	11.0	14.7	17.4	17.5	14.7	11.1			

1.5 3.5 5.5 7.5 9.5 11.5
 X-AXIS

USI's LITE*PRO V2.27E Point-By-Point Numeric Output 13:47 13-Mar-95
 PROJECT: 60-630 AREA: STORAGE-N GRID: Ceiling
 Values are FC, SCALE: 1 IN= 4.0FT, HORZ GRID (U), HORZ CALC, Z= 2.5
 Computed in accordance with IES recommendations

+ MIN=9.47 MAX=18.5 AVE=13.7 AVE/MIN= 1.45 MAX/MIN= 1.95

H8 <1> = K9801 COLUMBIA LUN240-DMR, <2> F032/35K, LLF= 0.66

Y-AXIS

5.0	+	9.47	+	13.9	+	17.8	+	17.8	+	14.0	+	9.51
3.0	+	10.6	+	14.9	+	18.5	+	18.5	+	14.9	+	10.6
1.0	+	9.82	+	13.1	+	15.5	+	15.6	+	13.1	+	9.86

1.5 3.5 5.5 7.5 9.5 11.5
 X-AXIS

USI's LITE*PRO V2.27E Point-By-Point Numeric Output 14:52 30-Jan-95
 PROJECT: 60-630 AREA: OFFICE GRID: Ceiling
 Values are FC, SCALE: 1 IN= 4.0FT, HORZ GRID (U), HORZ CALC, Z= 2.5
 Computed in accordance with IES recommendations

+ MIN=19.5 MAX=45.3 AVE=34.4 AVE/MIN= 1.77 MAX/MIN= 2.33

J <3> = K9801X COLUMBIA LUN240-WL, <2> F40CW, LLF= 0.68

Y-AXIS

9.5	+	+	+	+	+	+	+	+
	30.7	38.1	40.6	40.6	40.6	38.1	30.7	
	+	+	+	+	+	+	+	+
7.5	+	+	+	+	+	+	+	+
	32.5	41.6	45.3	45.2	41.5	32.5		
	+	+	+	+	+	+	+	+
5.5	+	+	+	+	+	+	+	+
	29.2	38.7	45.0	44.8	38.5	29.1		
	+	+	+	+	+	+	+	+
3.5	+	+	+	+	+	+	+	+
	23.9	32.7	40.3	40.2	32.3	23.7		
	+	+	+	+	+	+	+	+
1.5	+	+	+	+	+	+	+	+
	19.7	26.4	32.8	32.6	26.2	19.5		

1.0 3.0 5.0 7.0 9.0 11.0
 X-AXIS

USI's LITE*PRO V2.27E Point-By-Point Numeric Output 13:49 13-Mar-95
 PROJECT: 60-630 AREA: OFFICE-N GRID: Ceiling
 Values are FC, SCALE: 1 IN= 4.0FT, HORZ GRID (U), HORZ CALC, Z= 2.5
 Computed in accordance with IES recommendations

+ MIN=17.4 MAX=40.4 AVE=30.7 AVE/MIN= 1.77 MAX/MIN= 2.33

H8 <3> = K9801 COLUMBIA LUN240-DMR, <2> F032/35K, LLF= 0.66

Y-AXIS

9.5	+	27.4	+	34.0	+	36.2	+	36.2	+	34.0	+	27.4
		H8				H8				H8		
7.5	+	29.0	+	37.1	+	40.4	+	40.3	+	37.1	+	29.0
5.5	+	26.0	+	34.6	+	40.1	+	40.0	+	34.3	+	25.9
3.5	+	21.3	+	29.1	+	36.0	+	35.8	+	28.9	+	21.1
1.5	+	17.5	+	23.6	+	29.2	+	29.1	+	23.3	+	17.4

1.0 3.0 5.0 7.0 9.0 11.0
 X-AXIS