



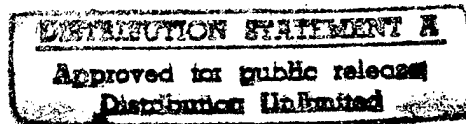
**The Research Foundation
of State University of New York**

**The University at Stony Brook
DIVISION OF SPONSORED PROGRAMS
Stony Brook, NY 11794-3366
Telephone: 516-632-9039 Fax: 516-632-6963**

September 15, 1997

Dr. Curtiss O. Davis, Program Officer
Naval Research Laboratory
4555 Overlook Avenue, SW
Washington, D.C. 20375-5326

Re: N00014-96-1-G020



Dear Dr. Davis:

Enclosed please find the original and two copies of the annual progress report for the above referenced project.

Please contact me at (516) 632-9102 if you should have any questions concerning this submission.

Sincerely,

Kristina Clenaghan
Sponsored Programs Coordinator

KC:cb
Enc.

XC: Dr. M. I. Mishchenko (1 copy)
file 431-0267A (1 copy)

Naval Research Laboratory (1 copy)
Attn: Patent Counsel, Code 3008.2

Mr. Ernest K. Tunnery, Grants Officer (1 copy)
Office of Naval Research Regional Office

✓ Defense Tech Information Center (1 copy)

Director, Naval Research Laboratory (1 copy)
Attn: Code 5227

DTIC QUALITY INSPECTED

ANNUAL REPORT

Project Title: Modeling Single Scattering and Radiative Properties of Cirrus Clouds

Dates Covered: 23 September 1996 – 30 September 1997

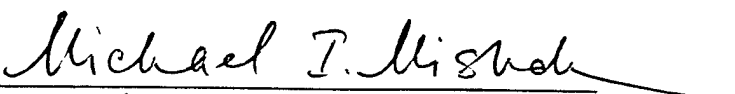
Sponsoring Organization: Department of the Navy
Naval Research Laboratory
4555 Overlook Avenue, SW
Washington, CD 20375-5326

Grant No. N00014-96-1-G020

Principal Investigator: Michael I. Mishchenko,
Marine Sciences Research Center,
SUNY/Stony Brook

Mailing Address:
NASA GISS, 2880 Broadway
New York, NY 10025

Phone: (212) 678 5528
Fax: (212) 678 5552
E-mail: crmim@nasagiss.giss.nasa.gov


Principal Investigator

19971006 148

ABSTRACT

The specific objective of this research is the development and improvement of theoretical models to simulate the effect of nonsphericity on single-scattering properties of cirrus cloud particles in the visible and infrared spectral regions. First, we have shown that using a matrix inversion scheme based on a special LU factorization rather than on the standard Gaussian elimination significantly improves the numerical stability of T-matrix computations for nonabsorbing and weakly absorbing nonspherical particles. As a result, the maximum convergent size parameter for particles with small or zero absorption can increase by a factor of several and can exceed 100. Comparisons of T-matrix and geometric optics (GO) computations for large, randomly oriented spheroids and finite circular cylinders show that the range of applicability of the ray tracing approximation depends on the imaginary part of the refractive index and is different for different elements of the scattering matrix.

Second, we use exact T-matrix computations and physical considerations based on the Kirchhoff approximation to show that the δ -function transmission peak predicted by the GO approximation for hexagonal ice crystals is an artifact of GO completely ignoring physical optics effects and must be convolved with the Fraunhofer pattern, thereby producing a phase function component with an angular profile similar to the standard diffraction component. We have performed this convolution with a simple procedure which supplements the standard ray tracing code and makes the computation of the phase function and its Legendre expansion both more physically realistic and more accurate.

INTRODUCTION

This research project is intended to deliver crucial modeling products for use in the project headed by Dr. B.-C. Gao and called "Cirrus Cloud Characterization and Correction." It is well known that the accuracy of determining the cirrus cloud optical thickness and correcting the effect of cirrus on the retrieved aerosol and lower-cloud optical thicknesses and surface reflectance critically depends on the accuracy of modeling the cirrus cloud particle single-scattering properties, first of all the scattering phase function. The knowledge of the phase function is also crucially important in an accurate evaluation of the radiative effect of cirrus on climate. Cirrus clouds consist of ice particles having an wide variety of shapes. For typical cirrus environments ice crystals exist both in single and aggregated forms, and the surface of the ice particles can be highly irregular. Because of ignorance about the distribution of cirrus particles over shapes, knowledge of cirrus scattering phase function has progressed very slowly. Theoretical phase function calculations have mostly assumed that cirrus ice particles are spheres or randomly-oriented, infinitely-long circular cylinders; this remains a common assumption both in global climate models and in satellite retrieval algorithms. The geometric-optics hexagonal-crystal phase functions of Takano and Liou have become quite popular, but do not seem to fit the known facts very well. Phase function calculations for small ice particles have been difficult and computationally intensive.

Because of these factors, the focus of this research during the period 23 September 1996 – 30 September 1997 has been on further development and use state-of-the-art numerical techniques for computing scattering properties of nonspherical ice crystals. The specific objective has been the development and improvement of theoretical models to simulate the effect of nonsphericity on single-scattering properties of cirrus cloud particles in the visible and infrared spectral regions.

IMPROVEMENTS OF THE T-MATRIX METHOD

The Waterman's T-matrix approach is one of the most powerful exact techniques for computing light scattering by nonspherical particles based on solving Maxwell's equations. However, even this method can exhibit convergence problems when any of the variables defining the scattering particle (size parameter, deviation from sphericity, refractive index) becomes too extreme. Standard T-matrix computations become especially ill-conditioned for particles with a small or zero imaginary part of the refractive index because of the strong effect of the ripple structure. For example, the maximum convergent equivalent-sphere size parameter (i.e., the ratio of particle circumference to wavelength of scattered light for the surface-equivalent sphere) in double-precision FORTRAN computations for oblate spheroids with refractive index 1.53 and aspect ratio 2 is only 8, whereas the maximum convergent size parameter for the same particles but with a moderately absorbing refractive index of $1.53 + 0.001i$ is 33.

The origin of the numerical instability of the standard T-matrix procedure for extreme values of particle characteristics can be explained as follows. Calculations based on the extended boundary condition method (EBCM) assume the representation of the T-matrix in the form $T = -Q^{-1} RgQ$, where the elements of the matrices Q and RgQ are integrals over the particle surface. The numerical inversion of the matrix Q is usually performed using the standard Gaussian elimination (GE). Unfortunately, the calculation of the inverse matrix Q^{-1} is an ill-conditioned procedure strongly affected by round-off errors and by the fact that different elements of the Q matrix can differ by many orders of magnitude. As a result, T-matrix computations for extreme particle parameters can be poorly convergent and even divergent.

This sensitivity of the standard T-matrix procedure to weak or zero absorption has been a serious limiting factor since many commonly encountered substances are weakly absorbing in some spectral ranges. The example of water ice in the visible is particularly important because quite often a significant fraction of cirrus and contrail ice particles are not much larger than a visible wavelength, thus potentially precluding the use of the geometric

optics approximation (GO) in light scattering computations.

During the course of this research, we have significantly improved the T-matrix technique for computing light scattering by nonspherical ice crystals. Specifically, we have shown that using a matrix inversion scheme based on a special LU factorization rather than on the standard Gaussian elimination significantly improves the numerical stability of T-matrix computations for nonabsorbing and weakly absorbing nonspherical particles. We have also developed an improved scheme for evaluating Clebsch-Gordon coefficients with large quantum numbers which allowed us to extend the analytical orientational averaging method developed by Mishchenko [J. Opt. Soc. Am. A **8**, 871 (1991)] to larger size parameters. As a result, the maximum convergent size parameter for particles with small or zero absorption can increase by a factor of several and can exceed 100. The ability of the new T-matrix scheme to treat such large size parameters is accompanied by an extremely high numerical efficiency which makes our code orders of magnitude faster than any alternative technique for exactly computing light scattering by nonspherical particles in random orientation. The unique capabilities of the T-matrix code make it very useful in practice, but also make difficult checks of its numerical accuracy since independent results for the largest size parameters cannot be obtained with any other currently available method. Therefore, we have paid special attention to making sure that our calculations fully satisfy such fundamental physical constraints as symmetry, reciprocity, and energy conservation. Also, we have computed benchmark results for a challenging test case that can be used for checking the accuracy of the most advanced nonspherical scattering codes at higher frequencies.

Using the present version of the T-matrix code, we have extended comparisons of exact T-matrix and approximate ray tracing calculations to much larger size parameters and to all elements of the scattering matrix. Our results suggest that equivalent-sphere size parameters larger than about 80 are already big enough to ensure acceptable accuracy of GO phase function computations (except, perhaps, at exactly the backscattering direction). However, GO calculations of the other elements of the scattering matrix are stronger affected by wave effects and become reasonably accurate only at significantly larger size parameters. GO calculations of lidar depolarization can be expected to be especially

inaccurate unless the equivalent-sphere size parameter exceeds several hundred.

An interesting result of our calculations is that the T-matrix method can be successfully applied to large sharp-edged particles such as finite circular cylinders with equivalent-sphere size parameters exceeding 100. It has been often claimed that the presence of sharp edges can be difficult to handle with a method that uses "smooth" spherical functions in the internal and scattered field decompositions. We have found, however, that the use of a special numerical integration scheme for computing the surface integrals needed to calculate the T matrix ameliorates the problem of sharp edges and makes T-matrix computations for cylinders almost as accurate as those for surface- and aspect-ratio-equivalent smooth-shaped spheroids. Much more difficult problems are encountered when the T-matrix method is applied to particles with large aspect ratios. In this case a single spherical function expansion of the internal and scattered fields can fail, and the use of several overlapping subdomain spherical function expansions may become necessary.

This research was published in *Applied Optics* (see references below).

INCORPORATION OF PHYSICAL OPTICS EFFECTS INTO RAY-TRACING PHASE FUNCTIONS COMPUTED FOR HEXAGONAL ICE CRYSTALS

It is well known that a convenient way of representing the scattering phase function $P(\Theta)$ for aerosol and cloud particles is expanding it in Legendre polynomials as

$$P(\Theta) = \sum_{n=0}^{n_{\max}} x_n P_n(\cos\Theta), \quad (1)$$

where Θ is the scattering angle, $P_n(\cos \Theta)$ are Legendre polynomials, and the value of the upper summation limit n_{\max} depends on the desired numerical accuracy of the expansion. Since the number of numerically significant terms in the Legendre expansion is finite and

often relatively small, this expansion can be used for efficiently computing the phase function for essentially any number of scattering angles with a small consumption of CPU time. Furthermore, the Legendre expansion coefficients x_n can be used to directly compute the Fourier components of the phase function via simple and exact analytical formulas, which is the first step in radiative transfer computations using different numerical techniques.

The Legendre expansion coefficients for the widely used Henyey-Greenstein phase function are given by the simple analytical formula

$$x_n = (2n + 1)g^n, \quad (2)$$

where g is the asymmetry parameter. Efficient analytical methods based on solving Maxwell's equations exist for computing the expansion coefficients for spherical particles and randomly oriented, rotationally symmetric nonspherical particles. For irregular particles with sizes much larger than the wavelength of the incident radiation, such as cirrus cloud particles in the visible, direct numerical solutions of Maxwell's equations do not currently exist. Therefore the expansion coefficients have to be computed using an approximate technique such as the geometric optics approximation (GO). Using the orthogonality property of Legendre polynomials, we easily derive from equation (1)

$$x_n = \frac{2n + 1}{2} \int_0^\pi d\Theta P(\Theta) P_n(\cos\Theta) \sin\Theta. \quad (3)$$

The integral in equation (3) can be calculated numerically by using a quadrature formula provided that the phase function values at the division points are known. This numerical approach works well if the phase function is rather smooth but becomes problematic for particles having parallel planes such as hexagonal columns and plates or finite circular cylinders. In this case, the standard GO predicts a strong, infinitesimally narrow peak in the exact forward-scattering direction which is caused by rays that undergo two refractions through parallel plane facets and is superimposed on the diffraction component of the phase function. This effect was called by Takano and Liou the δ -function transmission.

It is obvious, however, that GO predicts the infinitesimally narrow δ -function transmission peak only because it completely ignores physical optics effects. Simple physical optics considerations cause us to conclude that although a strong non-diffraction forward-scattering peak does exist and can be qualitatively explained in GO terms as a manifestation of the δ -function transmission, it nonetheless has an appreciable angular width comparable to that of the Fraunhofer diffraction peak and a diffraction-like angular profile. It is clear that however large a particle is compared to the wavelength, physical optics effects will preclude the appearance of perfect singularities in the scattering pattern like the δ -function transmission peak in the phase function. Instead, a wave front emerging from a flat crystal facet should spread and produce an angular intensity distribution in the far-field zone similar to the well known Fraunhofer diffraction pattern. Of course, in the theoretical limit of an infinite size parameter the δ -function transmission peak becomes a true δ -function. However, the angular width of the δ -function transmission peak is always comparable to that of the Kirchhoff diffraction component, and as long as the latter is computed explicitly, so should be the δ -function transmission component.

We used exact T-matrix computations for rather large nonspherical particles to demonstrate that the effect that can be interpreted in geometric optics terms as δ -function transmission through parallel planes indeed results in a quasi-Fraunhofer forward-scattering peak rather than in a true δ -function peak. We then developed a very simple numerical procedure which incorporates this physical optics effect in the standard ray tracing procedure for computing the phase function for large particles having parallel plane facets. This procedure not only makes ray tracing computations more physically relevant, but also simplifies and makes more accurate the computation of the phase function and its Legendre expansion. Although the accuracy of our procedure cannot be assessed directly due to the lack of exact theoretical methods based on solving Maxwell's equations and applicable to size parameters exceeding several hundred, our approach is physically-based and appears to be simple and well justified since it consists of directly computing the amount of energy contained in the δ -function transmission peak and convolving it with the Fraunhofer angular pattern.

As an example, in Figure 1 we show the total phase function for polydisperse,

randomly oriented hexagonal columns with length-to-diameter ratio 2 and distribution of surface-equivalent-sphere radii given by the standard power law:

$$n(r) = \begin{cases} \frac{2r_1^2 r_2^2}{r_2^2 - r_1^2} r^{-3} & r_1 \leq r \leq r_2, \\ 0 & \text{otherwise.} \end{cases} \quad (4)$$

The parameters r_1 and r_2 are chosen such that the effective radius and effective variance of the distribution, are $r_{\text{eff}} = 40 \mu\text{m}$ and $v_{\text{eff}} = 0.2$. The refractive index is $1.3082 + i0.1328 \times 10^{-7}$, and the wavelength is $\lambda = 0.645 \mu\text{m}$. The solid curve shows the original phase function, while the dotted curve shows the result of evaluating the Legendre expansion of equation (1) with $n_{\text{max}} = 1000$ terms. It is seen that the original phase function and the Legendre expansion almost perfectly coincide (relative differences less than 10^{-5}). The forward-scattering value for this phase function is 1.160×10^5 and the asymmetry parameter is 0.8209.

This research has been summarized in a paper submitted to *Journal of Geophysical Research (Atmospheres)*.

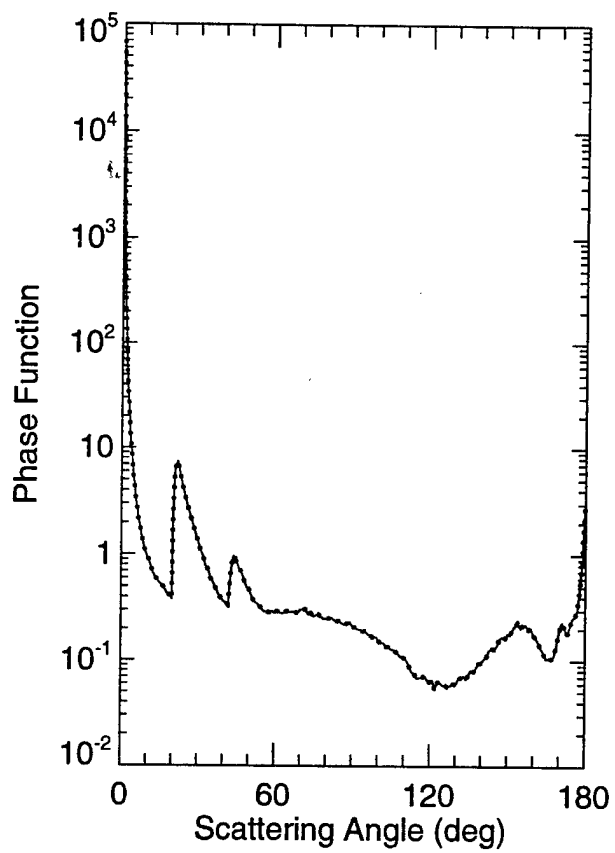


Figure 1. Scattering phase function for polydisperse, randomly oriented hexagonal ice columns. The solid curve shows the original phase function and the dotted curve shows the result of evaluating the Legendre expansion of equation (1) with 1000 terms.

REFERENCES

- Wieland, D. J., M. I. Mishchenko, A. Macke, and B. E. Carlson, Improved T-matrix computations for large, nonabsorbing and weakly absorbing nonspherical particles and comparison with geometric optics approximation, *Appl. Opt.* **36**, 4305-4313 (1997).
- Mishchenko, M. I., and A. Macke, Incorporation of physical optics effects and computation of the Legendre expansion for ray-tracing phase functions involving δ -function transmission, *J. Geophys. Res.*, submitted (1997).

REPORT DOCUMENTATION PAGE

Form Approved
OMB No. 0704-0188

Public reporting burden for this collection of information is estimated to average 1 hour per response, including the time for reviewing instructions, searching existing data sources, gathering and maintaining the data needed, and completing and reviewing the collection of information. Send comments regarding this burden estimate or any other aspect of this collection of information, including suggestions for reducing this burden, to Washington Headquarters Services, Directorate for Information Operations and Reports, 1215 Jefferson Davis Highway, Suite 1204, Arlington, VA 22202-4302, and to the Office of Management and Budget, Paperwork Reduction Project (0704-0188), Washington, DC 20503.

1. AGENCY USE ONLY (Leave blank)

2. REPORT DATE
09/30/97

3. REPORT TYPE AND DATES COVERED
Annual, 09/23/96 - 09/30/97

4. TITLE AND SUBTITLE

Modeling Single Scattering and Radiative Properties of Cirrus Clouds

5. FUNDING NUMBERS

Grant No.
N00014-96-1-G020

6. AUTHOR(S)

Michael I. Mishchenko

7. PERFORMING ORGANIZATION NAME(S) AND ADDRESS(ES)

The Research Foundation of State University
of New York at Stony Brook
Office of Research Services
Stony Brook, NY 11794-3366

8. PERFORMING ORGANIZATION
REPORT NUMBER

9. SPONSORING/MONITORING AGENCY NAME(S) AND ADDRESS(ES)

Department of the Navy
Naval Research Laboratory
4555 Overlook Avenue, SW
Washington, DC 20375-5326

10. SPONSORING/MONITORING
AGENCY REPORT NUMBER

11. SUPPLEMENTARY NOTES

12a. DISTRIBUTION / AVAILABILITY STATEMENT

APPROVED FOR PUBLIC RELEASE

12b. DISTRIBUTION CODE

13. ABSTRACT (Maximum 200 words)

The specific objective of this research is the development and improvement of theoretical models to simulate the effect of nonsphericity on single-scattering properties of cirrus cloud particles in the visible and infrared spectral regions. First, we have shown that using a matrix inversion scheme based on a special LU factorization rather than on the standard Gaussian elimination significantly improves the numerical stability of T-matrix computations for nonabsorbing and weakly absorbing nonspherical particles. As a result, the maximum convergent size parameter for particles with small or zero absorption can increase by a factor of several and can exceed 100. Comparisons of T-matrix and geometric optics (GO) computations for large, randomly oriented spheroids and finite circular cylinders show that the range of applicability of the ray tracing approximation depends on the imaginary part of the refractive index and is different for different elements of the scattering matrix. Second, we use exact T-matrix computations and physical considerations based on the Kirchhoff approximation to show that the δ -function transmission peak predicted by the GO approximation for hexagonal ice crystals is an artifact of GO completely ignoring physical optics effects and must be convolved with the Fraunhofer pattern, thereby producing a phase function component with an angular profile similar to the standard diffraction component. We have performed this convolution with a simple procedure which supplements the standard ray tracing code and makes the computation of the phase function and its Legendre expansion both more physically realistic and more accurate.

14. SUBJECT TERMS

Cirrus clouds, radiative transfer, remote sensing, scattering and radiative properties

15. NUMBER OF PAGES

16. PRICE CODE

17. SECURITY CLASSIFICATION
OF REPORT

UNCLASSIFIED

18. SECURITY CLASSIFICATION
OF THIS PAGE

UNCLASSIFIED

19. SECURITY CLASSIFICATION
OF ABSTRACT

UNCLASSIFIED

20. LIMITATION OF ABSTRACT