

**FOREIGN MILITARY SALES,  
FOREIGN MILITARY CONSTRUCTION  
SALES AND  
MILITARY ASSISTANCE  
FACTS**

**DISTRIBUTION STATEMENT B**  
Approved for public release  
Distribution Unlimited

**AS OF SEPTEMBER 30, 1995**

**DTC QUALITY INSPECTED &**

**FOREIGN MILITARY SALES,  
FOREIGN MILITARY CONSTRUCTION  
SALES AND  
MILITARY ASSISTANCE FACTS**

**AS OF SEPTEMBER 30, 1995**

**PUBLISHED BY  
FINANCIAL POLICY DIVISION  
COMPTROLLER, DSAA**

**19961125 017**

**DTC QUALITY INSPECTED 8**

## TABLE OF CONTENTS

NARRATIVE DESCRIPTION OF STATISTICAL TABLES . . . . .	iv
<b>GRAPH</b> - FOREIGN MILITARY SALES AGREEMENTS (DEFENSE ARTICLES & SERVICES AND CONSTRUCTION) . . . . .	1
*FOREIGN MILITARY SALES AGREEMENTS . . . . .	2
*FOREIGN MILITARY CONSTRUCTION SALES AGREEMENTS . . . . .	10
<b>GRAPH</b> - FOREIGN MILITARY SALES DELIVERIES (DEFENSE ARTICLES & SERVICES AND CONSTRUCTION) . . . . .	15
*FOREIGN MILITARY SALES DELIVERIES . . . . .	16
*FOREIGN MILITARY CONSTRUCTION SALES DELIVERIES . . . . .	24
<b>GRAPH</b> - FOREIGN MILITARY FINANCING PROGRAM . . . . .	29
FOREIGN MILITARY FINANCING PROGRAM . . . . .	30
COMMERCIAL EXPORTS LICENSED UNDER ARMS EXPORT CONTROL ACT . . . . .	54
MILITARY ASSISTANCE PROGRAM MERGER FUNDS . . . . .	64
<b>GRAPH</b> - MILITARY ASSISTANCE PROGRAM . . . . .	69
MILITARY ASSISTANCE PROGRAM . . . . .	70
<b>GRAPH</b> - MILITARY ASSISTANCE PROGRAM DELIVERIES/EXPENDITURES . . . . .	77
MILITARY ASSISTANCE PROGRAM DELIVERIES/EXPENDITURES . . . . .	78
MAP EXCESS DEFENSE ARTICLES PROGRAM - ACQUISITION COST . . . . .	84
MAP EXCESS DEFENSE ARTICLES DELIVERED - ACQUISITION COST . . . . .	88
<b>GRAPH</b> - IMET PROGRAM/DELIVERIES . . . . .	93
INTERNATIONAL MILITARY EDUCATION AND TRAINING PROGRAM/DELIVERIES . . . . .	94
SUMMARY OF STUDENTS TRAINED UNDER IMET . . . . .	104
STATUS OF FOREIGN MILITARY SALES, FOREIGN MILITARY CONSTRUCTION SALES AND MILITARY ASSISTANCE PROGRAMS (SELECTED ITEMS/CATEGORIES) . . . . .	114

\*The data in this publication regarding Foreign Military Sales Agreements and Deliveries portrays only sales and deliveries of defense articles and defense services. In accordance with Section 29 of the Arms Export Control Act, Foreign Military Construction Sales Agreements and Deliveries have been extracted and are shown separately in tables on pages 10 and 24 of this publication.

## NARRATIVE DESCRIPTION OF STATISTICAL TABLES

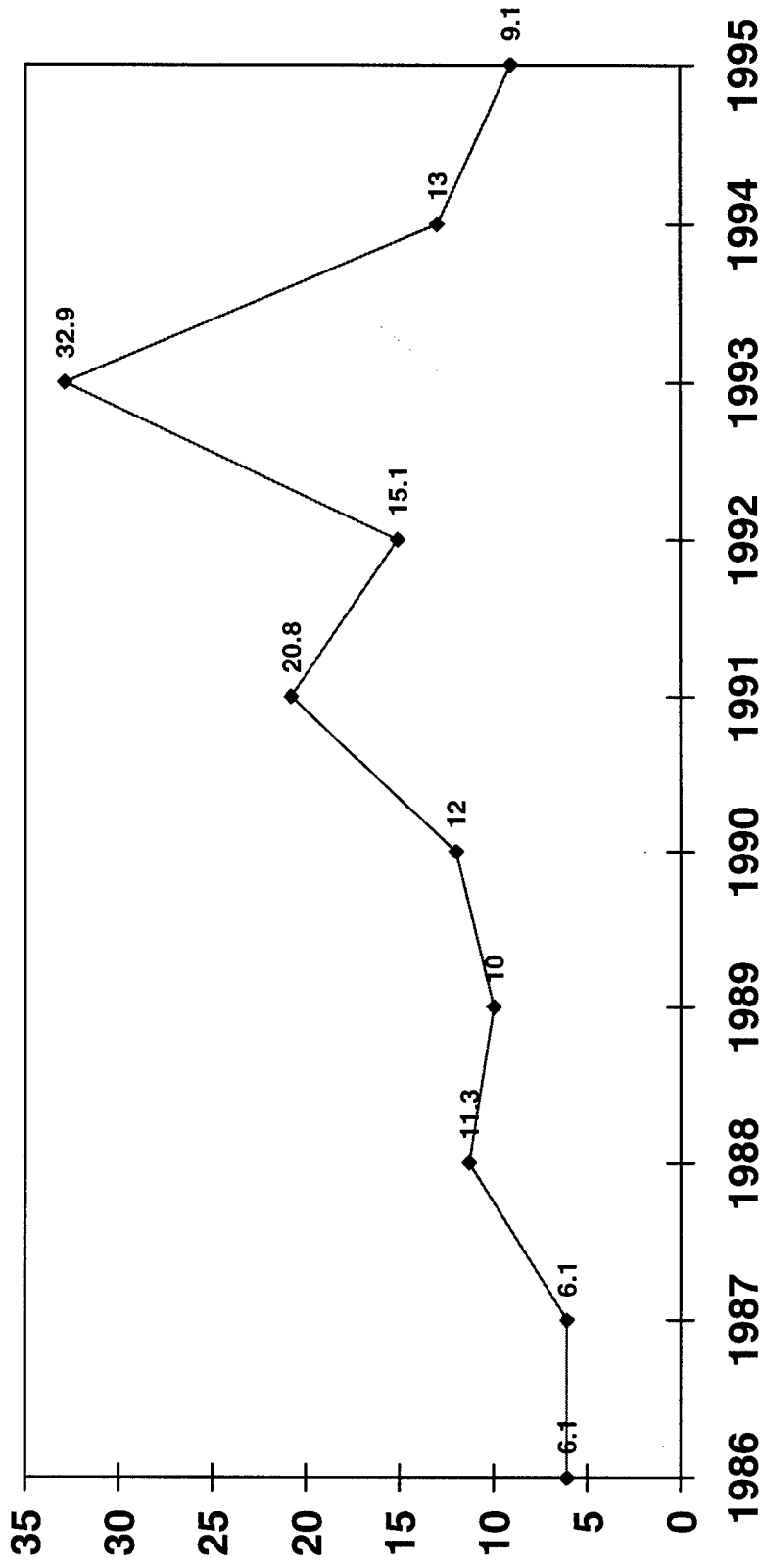
1. **FOREIGN MILITARY SALES (FMS) AGREEMENTS** - Total dollar value of defense articles and defense services purchased with cash, credit, and MAP Merger Funds by a foreign government or international organization in any fiscal year. Also see Item 7, Military Assistance Program Merger Funds.
2. **FOREIGN MILITARY SALES (FMS) DELIVERIES** - Total dollar value of defense articles and defense services delivered to a foreign government or international organization in any fiscal year. After implementing an FMS agreement, the responsible military department directs release of materiel from stocks or procurement or provision of services or training. As execution progresses, the military department reports accrued expenditures and physical deliveries within 30 days of date of shipment or performance.
3. **FOREIGN MILITARY CONSTRUCTION SALES (FMCS) AGREEMENTS** - Total dollar value of design and construction services purchased by a foreign government in any fiscal year.
4. **FOREIGN MILITARY CONSTRUCTION SALES (FMCS) DELIVERIES** - Total dollar value of disbursements against design and construction services provided to a foreign government in any fiscal year. Also see Item 2, Foreign Military Sales Deliveries.
5. **FOREIGN MILITARY FINANCING (FMF) PROGRAM** - The amount of credit extended to a foreign government or international organization in any fiscal year for the procurement of defense articles, defense services, and design and construction services. Such procurements may be from U.S. military departments under FMS/FMCS, or may be negotiated directly with U.S. commercial suppliers following the approval of DoD. FMF credits are issued in the form of DoD direct loans which require repayment, or DoD direct loans for which repayment has been waived by the Congress. Annual foreign military financing programs may be applied to FMS/FMCS or commercial procurement contracts negotiated in prior, current or subsequent years within the parameters of the applicable purchase and loan financing agreements.
6. **COMMERCIAL EXPORTS** - The total dollar value of deliveries made against purchases of munitions-controlled items by foreign governments directly from U.S. manufacturers. The data are compiled by the Office of Defense Trade Controls (DTC), Department of

## NARRATIVE DESCRIPTION OF STATISTICAL TABLES (Continued)

State, from shippers' export documents and completed licenses returned to DTC from ports of exit by the U.S. Customs Service.

7. **MILITARY ASSISTANCE PROGRAM (MAP) MERGER FUNDS** - Approved funds which are transferred to the FMS Trust Fund and merged with countries' FMS funds. MAP "merger" funds are non-repayable, and may be used solely to meet obligations of the recipient countries for payment of FMS/FMCS purchases; they are not available to finance procurements from U.S. commercial suppliers.
8. **MILITARY ASSISTANCE PROGRAM (MAP)** - The dollar amount of materiel and services (other than training) programmed for a particular foreign country in any fiscal year for which the U.S. Government receives no dollar reimbursement.
9. **MILITARY ASSISTANCE PROGRAM (MAP) DELIVERIES/EXPENDITURES** - The dollar amount of materiel and services (other than training) delivered or expended against amounts programmed in the current fiscal year or prior fiscal years.
10. **EXCESS DEFENSE ARTICLES PROGRAM - ACQUISITION COST** - Total dollar value of excess defense articles transferred to a foreign country or international organization at the original acquisition cost. Excess defense articles are defined as being owned by the U.S. Government and not procured in anticipation of military assistance or sales requirements, or pursuant to a military assistance or sales order, which are excess to Department of Defense requirements at the time such articles are dropped from inventory by the supplying agency.
11. **EXCESS DEFENSE ARTICLES DELIVERED - ACQUISITION COST** - Total dollar value of excess defense articles delivered to a recipient country in any fiscal year at original acquisition cost.
12. **INTERNATIONAL MILITARY EDUCATION & TRAINING (IMET) PROGRAM/DELIVERIES** - The dollar value allocated in any fiscal year for the training of foreign military students both overseas and in the continental United States, and the cost of training aids and materials associated with such training, for which the U.S. Government receives no dollar reimbursement. This program is considered fully delivered when funded.

**FOREIGN MILITARY SALES AGREEMENTS  
INCLUDES CONSTRUCTION  
(Dollars in Billions)**



FOREIGN MILITARY SALES AGREEMENTS

(DOLLARS IN THOUSANDS)

	FY 1950	FY 1985	FY 1986	FY 1987	FY 1988	FY 1989	FY 1990
<u>WORLDWIDE</u>		142,816,000	6,061,538	5,963,332	11,110,992	9,891,883	11,667,281
<u>EAST ASIA AND PACIFIC</u>		23,156,903	1,770,291	1,742,490	2,229,698	1,557,551	2,998,116
AUSTRALIA	6,254,845	361,278	236,590	216,725	172,869	238,506	3
BRUNEI	265	84	-	54	-	-	-
CAMBODIA	-	-	-	-	-	-	-
CHINA	1,093	32,605	219,270	6,335	412	-	-
FIJI	1,829	-	-	-	-	-	-
INDONESIA	8,542	-	-	-	-	-	-
JAPAN	348,565	295,931	3,555	5,172	1,941	18,941	18,941
KOREA (SEOUL)	3,335,422	206,491	283,962	810,221	263,051	1,415,387	1,415,387
MALAYSIA	3,980,787	155,926	149,546	377,815	348,993	475,456	475,456
MYANMAR	167,701	2,201	4,799	4,334	1,740	8,962	8,962
NEW ZEALAND	8,120	344	271	-	-	-	-
PAPUA NEW GUINEA	208,921	18,098	12,050	11,602	6,700	28,313	28,313
REP OF PHILIPPINES	327	-	-	-	-	-	-
SINGAPORE	282,420	48,221	105,516	114,297	121,525	114,105	114,105
TAIWAN	988,216	40,840	31,667	14,860	46,162	29,552	29,552
THAILAND	5,402,953	506,229	505,431	498,316	522,760	501,824	501,824
TONGA	2,165,727	102,042	189,832	169,966	71,398	167,068	167,068
VIETNAM	1,167	-	-	-	-	-	-
<u>NEAR EAST AND SOUTH ASIA</u>		64,750,933	1,799,142	1,815,741	6,987,653	6,256,882	5,878,232
ALGERIA	116	1,205	1,742	-	-	775	74
BAHRAIN	199,827	95,852	340,779	40,643	79,208	87,991	87,991
BANGLADESH	1,730	16	-	262	1,308	-	-
EGYPT	5,943,908	477,998	340,498	1,360,445	2,711,532	978,940	978,940
INDIA	78,542	53	-	5,250	35	5	5
IRAN	10,923,520	-	-	-	-	-	-
IRAQ	13,152	-	-	-	-	-	-
ISRAEL	11,484,599	166,951	99,562	1,356,843	330,833	378,917	378,917
JORDAN	1,696,089	24,109	34,005	29,585	9,689	27,068	27,068
KUWAIT	1,222,660	131,230	54,454	1,915,059	88,519	53,153	53,153
LEBANON	551,485	2,004	4,878	536	-	-	-
LIBYA	28,249	-	-	-	-	-	-
MOROCCO	818,926	27,264	32,219	91,995	13,558	49,702	49,702
NEPAL	73	-	-	-	406	276	276
OMAN	84,009	218	570	5,619	803	66,917	66,917
PAKISTAN	2,214,459	156,964	98,743	306,827	1,783,516	123,801	123,801
QATAR	1,510	185	106	125	-	-	-
SAUDI ARABIA	28,044,661	682,439	635,425	1,686,951	1,148,107	4,065,808	4,065,808
SRI LANKA	4	-	1,806	-	-	-	-
SYRIA	1	-	-	-	-	-	-
TUNISIA	404,063	23,866	65,268	32,106	30,795	36,210	36,210
UNITED ARAB EMIRATES	721,353	1,896	99,455	153,619	51,771	8,731	8,731

TOTALS MAY NOT ADD DUE TO ROUNDING \* LESS THAN \$500

FOREIGN MILITARY SALES AGREEMENTS

(DOLLARS IN THOUSANDS)

	FY 1991	FY 1992	FY 1993	FY 1994	FY 1995	FY 1950	FY 1995
	20,084,963	14,460,366	32,066,676	12,935,402	9,029,308	276,087,741	
	2,328,825	4,137,314	9,134,907	3,398,276	2,045,359	54,499,729	
	248,682	147,322	292,882	245,595	164,756	8,580,051	
	-	-	-	-	20	435	
	-	-	-	-	1,688	1,688	
	-	-	-	-	15	1,844	
	-	-	-	-	-	8,542	
	27,787	10,719	30,867	11,105	11,293	765,875	
	836,477	362,401	1,417,325	754,955	715,389	10,401,082	
	410,073	2,601,709	232,219	436,594	494,320	9,663,438	
	4,291	4,552	2,385	718,652	25,697	945,315	
	10,423	6,758	9,963	16,355	9,390	8,735	
	153,329	48,614	88,463	22,504	23,025	1,122,018	
	77,619	37,749	408,111	591,464	198,146	2,464,387	
	448,318	473,034	6,263,591	356,620	208,123	15,687,199	
	111,568	444,456	389,103	244,418	193,496	4,249,075	
	250	-	-	15	-	264	
	-	-	-	-	-	1,167	
	14,117,443	2,798,052	15,350,378	4,321,052	2,485,732	126,561,240	
	2,123	-	-	-	-	6,034	
	73,531	17,594	99,926	38,983	57,266	1,131,600	
	1,809,684	720,490	454,128	458,552	7,542	10,857	
	2,000	-	1	-	15	16,337,151	
	-	-	-	-	-	85,901	
	-	-	-	-	-	10,923,520	
	369,335	98,865	164,292	2,426,144	661,282	17,537,625	
	589	7,032	16,578	41,471	15,316	1,901,530	
	157,595	469,613	2,870,319	182,784	83,694	7,229,079	
	-	-	3,450	30,815	66,044	659,211	
	22,418	14,265	13,369	18,146	4,482	28,249	
	500	-	-	-	-	1,106,344	
	752	5,489	6,305	1,364	8,108	1,255	
	59	2,354	307	4,031	78	4,684,388	
	11,640,409	960,709	11,630,897	845,734	485,613	61,826,752	
	-	-	-	195	67	2,072	
	-	-	-	-	-	1	
	14,420	9,787	21,515	19,568	10,552	668,152	
	24,027	491,854	69,291	253,267	4,698	1,879,961	

TOTALS MAY NOT ADD DUE TO ROUNDING

\* LESS THAN \$500



FOREIGN MILITARY SALES AGREEMENTS (CONTINUED)

(DOLLARS IN THOUSANDS)

	<u>FY 1950</u>	<u>FY 1985</u>	<u>FY 1986</u>	<u>FY 1987</u>	<u>FY 1988</u>	<u>FY 1989</u>	<u>FY 1990</u>
<u>NEAR EAST AND SOUTH ASIA (CONTINUED)</u>							
YEMEN	317,997		6,890	6,232	1,790	6,027	639
<u>EUROPE AND CANADA</u>	49,831,799	2,041,314	1,968,409	1,481,632	1,681,305	2,495,966	
ALBANIA	208,222	9,156	1,568	3,466	4,510	35,374	
AUSTRIA	2,760,309	9,906	35,945	24,609	12,245	100,362	
BELGIUM	2,577,526	109,449	143,945	188,082	203,201	158,505	
CANADA	1,427,044	20,250	28,671	37,157	22,191	64,903	
DENMARK							
ESTONIA	6,839	3,573	36	2,344	3,667	14	
FINLAND	896,779	37,446	15,412	49,723	45,618	75,883	
FRANCE	9,611,765	361,390	430,808	424,743	346,446	302,555	
GERMANY	2,183,669	68,092	278,384	124,555	138,115	186,673	
GREECE							
HUNGARY							
ICELAND	544						
Ireland	837		41	11	8		
IRELAND	1,283,077	35,673	48,161	24,970	46,605	111,981	
ITALY							
LATVIA							
LITHUANIA							
LUXEMBOURG	4,973	982	975	325	245	95	
MALTA							
NETHERLANDS	4,599,613	178,961	333,433	99,967	243,159	147,604	
NORWAY	1,889,480	188,324	43,318	59,369	24,644	52,098	
NORWAY	237,060	167,447	76,723	49,037	27,617	13,893	
PORTUGAL							
ROMANIA							
SLOVAKIA	4,756,366	150,205	103,666	84,927	101,363	348,211	
SPAIN	222,034	1,728	42,023	34,517	4,000	1,898	
SWEDEN	1,116,338	10,841	29,161	9,417	16,243	63,820	
SWITZERLAND	6,186,725	403,187	193,956	111,057	304,388	441,754	
TURKEY	9,778,222	284,705	162,184	153,357	137,039	390,243	
UNITED KINGDOM	84,377						
YUGOSLAVIA							
<u>AFRICA</u>	922,636	107,933	56,507	53,737	33,750	28,954	
BENIN							
BOTSWANA	5,154	3,727	334	5,195	282	728	
BURUNDI							
CAMEROON	22,304	21,614	1,486	630	352	463	
CAPE VERDE							
CENTRAL AFRICAN REP							
CHAD	6,659	5,028	4,479	434	164	6,535	
COMOROS							
CONGO							
DJIBOUTI	2,535	4,600	416	420	342	1,447	

TOTALS MAY NOT ADD DUE TO ROUNDING \* LESS THAN \$500

FOREIGN MILITARY SALES AGREEMENTS (CONTINUED)  
(DOLLARS IN THOUSANDS)

	FY 1991	FY 1992	FY 1993	FY 1994	FY 1995	FY 1995	FY 1950
	2,426,783	6,192,294	6,694,201	4,473,600	3,916,049	83,203,352	339,574
ALBANIA	-	-	-	5	-	-	-
AUSTRIA	32,738	4,993	4,265	27,965	10,462	342,719	-
BELGIUM	105,681	34,874	328,838	19,932	24,213	3,456,914	-
CANADA	158,140	154,704	169,173	120,055	197,661	4,180,442	-
DENMARK	75,632	69,595	333,414	49,016	47,222	2,175,095	-
ESTONIA	-	17	-	-	168	185	-
FINLAND	21	2,427,010	63	546,776	218,175	3,208,515	-
FRANCE	71,654	27,418	53,052	49,028	767,735	2,089,747	-
GERMANY	304,986	183,336	189,668	189,712	266,461	12,611,970	-
GREECE	295,495	569,208	1,643,115	318,016	216,194	6,021,517	-
HUNGARY	-	-	12,265	-	-	12,265	-
ICELAND	-	-	48	-	45	544	-
IRELAND	-	-	103,520	45,533	31,012	2,019,875	-
ITALY	86,321	203,021	-	27	234	260	-
LATVIA	-	-	-	-	341	341	-
LITHUANIA	182	162	367	310	68	8,684	-
LUXEMBOURG	138	1	60	-	12	210	-
MALTA	317,373	302,869	785,923	48,026	947,526	8,004,454	-
NETHERLANDS	76,445	42,768	422,308	152,184	12,131	2,963,068	-
NORWAY	407,788	30,581	15,779	8,442	13,519	1,047,886	-
PORTUGAL	-	-	-	-	12,431	12,431	-
ROMANIA	-	-	-	-	*	*	-
SLOVAKIA	106,302	98,264	117,230	57,461	401,722	6,325,715	-
SPAIN	3,959	40,586	6,725	33,669	12,865	404,003	-
SWEDEN	11,417	3,895	1,694,884	37,189	22,393	3,015,596	-
SWITZERLAND	190,275	1,819,655	690,640	2,176,825	599,092	13,117,554	-
TURKEY	182,239	179,355	122,848	593,430	114,369	12,097,990	-
UNITED KINGDOM	-	-	-	-	-	84,377	-
YUGOSLAVIA	17,674	17,204	22,042	13,113	6,141	1,279,691	-
AFRICA	76	-	-	250	-	326	-
BENIN	505	862	2,215	1,920	75	20,997	-
BOTSWANA	-	65	7	-	-	72	-
BURUNDI	11	568	23	-	-	47,451	-
CAMEROON	25	1,648	-	20	2	1,720	-
CAPE VERDE	17	194	-	-	-	652	-
CENTRAL AFRICAN REP	-	2,754	1,616	836	343	33,169	-
CHAD	-	-	85	-	-	85	-
COMOROS	-	13	-	-	-	13	-
CONGO	-	1,063	651	286	50	13,189	-
DJIBOUTI	1,379	-	-	-	-	-	-
EUROPE AND CANADA							
YEMEN							

NEAR EAST AND SOUTH ASIA (CONTINUED)

TOTALS MAY NOT ADD DUE TO ROUNDING

\* LESS THAN \$500

FOREIGN MILITARY SALES AGREEMENTS (CONTINUED)

(DOLLARS IN THOUSANDS)

	FY 1950	FY 1985	FY 1986	FY 1987	FY 1988	FY 1989	FY 1990
AFRICA (CONTINUED)							
EQUATORIAL GUINEA	-	-	-	954	345	18	49
ERITREA	-	-	-	-	-	-	-
ETHIOPIA	86,561	-	-	-	-	-	-
GABON	5,777	-	-	-	-	-	-
GAMBIA	-	-	-	3	60	21	359
GHANA	516	-	-	12	-	-	-
GUINEA	1,654	2,260	2,430	2,430	929	-	145
GUINEA-BISSAU	-	-	239	207	206	109	169
IVORY COAST	-	25	207	-	-	-	3
KENYA	178,876	10,270	8,523	8,523	14,172	14,298	12,265
LESOTHO	-	-	-	-	-	-	-
LIBERIA	40,484	2,381	2,820	2,820	498	149	-
MADAGASCAR	29	1,020	1,619	-	5	455	435
MALAWI	15	14	-	-	2,249	341	1,912
MALI	154	1	-	-	-	87	-
MAURITANIA	-	-	402	402	485	217	70
MAURITIUS	-	-	-	-	-	-	-
MOZAMBIQUE	-	-	-	-	-	-	-
NAMIBIA	-	-	-	-	-	-	-
NIGER	2,797	6,004	954	954	264	661	1,143
NIGERIA	58,950	769	1,179	1,179	2,389	12	477
NIGERIA	1,225	-	6	6	507	-	-
RWANDA	-	-	-	-	-	152	-
SAO TOME & PRINCIPE	-	-	-	-	-	-	-
SENEGAL	3,204	1,376	2,793	2,793	526	1,914	103
SEYCHELLES	-	-	-	-	-	-	241
SIERRA LEONE	28	17	1,333	1,333	25	29	83
SOMALIA	115,675	16,429	14,986	14,986	3,990	5,799	-
SOUTH AFRICA	3,149	-	-	-	-	-	-
SUDAN	272,632	26,662	7,575	7,575	11,121	986	-
TANZANIA	-	-	-	-	-	-	100
TANZANIA	-	-	-	296	-	-	175
TOGO	-	-	-	-	-	-	82
UGANDA	-	-	-	-	-	-	-
ZAIRE	114,256	5,737	3,461	3,461	4,532	7,362	1,939
ZAMBIA	-	-	-	-	-	-	-
ZIMBABWE	-	-	-	-	-	-	-
AMERICAN REPUBLICS	2,625,147	258,261	294,114	294,114	307,147	294,188	197,397
ANTIGUA & BARBUDA	2,019	599	3,091	985	350	236	332
ARGENTINA	193,693	209	306	527	4,602	10,457	3,584
BARBADOS	128	306	491	308	241	486	46
BELIZE	902	354	828	828	8,517	173	313
BOLIVIA	4,945	-	-	-	-	61	611
BOLIVIA - INTL NARC	-	-	-	-	-	-	11,841
BRAZIL	339,539	4,185	14,070	14,070	97,424	62,677	25,358

TOTALS MAY NOT ADD DUE TO ROUNDING

\* LESS THAN \$500

FOREIGN MILITARY SALES AGREEMENTS (CONTINUED)  
(DOLLARS IN THOUSANDS)

<u>FY 1991</u>	<u>FY 1992</u>	<u>FY 1993</u>	<u>FY 1994</u>	<u>FY 1995</u>	<u>FY 1950</u>
260	-	-	-	-	1,626
-	-	-	-	204	204
-	-	-	1,353	544	88,458
2	3	145	101	-	6,028
100	356	-	1,431	-	2,330
-	-	143	760	85	1,516
116	87	817	499	-	8,938
-	367	412	1,364	-	2,867
272	1,485	739	-	-	2,730
9,769	731	-	1,083	2,754	252,743
-	6	-	-	-	6
-	-	-	-	-	46,330
290	-	258	100	-	4,211
20	459	40	464	-	5,514
203	-	97	750	-	1,292
-	-	-	-	-	1,174
-	-	-	650	-	650
-	-	-	-	368	368
34	115	2,530	831	60	3,570
1,013	1,803	1,737	5	589	16,971
-	-	461	-	-	64,236
141	291	-	-	-	2,171
313	36	-	-	-	502
754	3,731	7,844	39	451	22,734
-	-	275	1	-	517
985	412	630	18	3	3,562
-	-	-	-	-	156,879
-	-	-	-	-	3,149
-	-	-	-	-	318,976
2	3	206	-	-	100
-	-	-	-	-	683
1,387	-	-	7	-	89
-	-	-	-	-	138,673
-	150	-	128	322	450
-	-	1,112	216	292	1,770
267,103	257,219	167,435	285,836	180,426	5,134,272
549	339	830	443	162	6,844
3,790	4,171	10,732	55,400	15,909	305,636
338	734	511	717	88	3,881
173	651	277	394	298	4,221
129	-	-	2	-	15,447
33,646	16,530	14,899	17,609	13,631	108,155
20,769	62,516	27,099	60,247	58,259	772,143

AFRICA (CONTINUED)

EQUATORIAL GUINEA

ERITREA

ETHIOPIA

GABON

GAMBIA

GHANA

GUINEA

GUINEA-BISSAU

IVORY COAST

KENYA

LESOTHO

LIBERIA

MADAGASCAR

MALAWI

MALI

MAURITANIA

MAURITIUS

MOZAMBIQUE

NAMIBIA

NIGER

NIGERIA

RWANDA

SAO TOME & PRINCIPE

SENEGAL

SEYCHELLES

SIERRA LEONE

SOMALIA

SOUTH AFRICA

SUDAN

TANZANIA

TOGO

UGANDA

ZAIRE

ZAMBIA

ZIMBABWE

AMERICAN REPUBLICS

ANTIGUA & BARBUDA

ARGENTINA

BARBADOS

BELIZE

BOLIVIA

BOLIVIA - INTL NARC

BRAZIL

TOTALS MAY NOT ADD DUE TO ROUNDING

\* LESS THAN \$500

FOREIGN MILITARY SALES AGREEMENTS (CONTINUED)

(DOLLARS IN THOUSANDS)

	FY 1950	FY 1985	FY 1986	FY 1987	FY 1988	FY 1989	FY 1990
<u>AMERICAN REPUBLICS (CONTINUED)</u>							
CHILE	172,059	-	458	320	384	79	38
COLOMBIA	83,317	-	5,777	39,164	8,839	86,254	3,813
COLOMBIA - INTL NARC	-	-	-	-	-	-	14,540
COSTA RICA	21,559	-	5,289	1,562	451	210	397
CUBA	4,510	-	-	-	-	-	-
DOMINICA	1,972	-	379	408	89	181	57
DOMINICAN REPUBLIC	15,920	-	5,732	2,457	1,489	957	1,542
ECUADOR	126,480	-	4,142	759	3,306	7,661	5,301
ECUADOR - INTL NARC	-	-	-	-	-	-	-
EL SALVADOR	337,461	-	106,022	95,621	88,082	73,958	67,129
EL SALVADOR	5,619	-	367	405	407	4	533
GUATEMALA	35,404	-	3,438	2,979	8,320	9,487	1,663
GUYANA	-	-	-	-	-	-	-
HAITI	1,375	-	1,040	1,506	-	-	-
HONDURAS	151,161	-	69,395	93,759	28,217	22,242	21,917
JAMAICA	11,622	-	8,417	1,815	1,124	1,335	1,348
MEXICO	127,084	-	3,859	16,319	5,508	9,755	12,241
NICARAGUA	5,205	-	-	-	-	-	-
NICARAGUA	22,587	-	2,470	692	-	-	5,235
PANAMA	971	-	-	-	-	-	11
PARAGUAY	172,659	-	6,055	4,177	3,322	2,141	244
PERU	-	-	-	-	-	-	-
PERU - INTL NARC	-	-	-	-	-	-	-
ST KITTS AND NEVIS	2,553	-	370	346	111	121	58
ST LUCIA	1,585	-	342	325	42	182	242
ST VINCENT + GREN.	36	-	2,903	256	123	194	130
SURINAME	1	-	-	-	-	-	-
TRINIDAD - TOBAGO	104	-	-	8	8	-	96
URUGUAY	20,897	-	1,219	611	563	1,948	1,128
VENEZUELA	761,781	-	24,443	10,815	45,628	3,388	17,650
<u>NON REGIONAL</u>	-	-	-	-	-	-	-
<u>CLASSIFIED TOTALS A/</u>	-	-	-	-	-	-	-
<u>INTERNATIONAL ORGANIZATIONS</u>	1,528,583	-	84,596	86,071	51,125	68,208	68,616

NOTE: PRIOR TO THE FY 1981 EDITION OF THIS BOOKLET, FOREIGN MILITARY CONSTRUCTION SALES (FMCS) AGREEMENTS WERE INCLUDED WITHIN THE FOREIGN MILITARY SALES (FMS) AGREEMENTS TABLE. NOW FMCS AND FMS ARE DISPLAYED SEPARATELY FOR ALL FISCAL YEARS.

A/ FOR FURTHER INFORMATION, SEE THE CLASSIFIED ANNEX TO THE CONGRESSIONAL PRESENTATION DOCUMENT FOR FOREIGN OPERATIONS.

TOTALS MAY NOT ADD DUE TO ROUNDING

\* LESS THAN \$500

FOREIGN MILITARY SALES AGREEMENTS (CONTINUED)  
(DOLLARS IN THOUSANDS)

	FY 1991	FY 1992	FY 1993	FY 1994	FY 1995	FY 1995	FY 1995
	4,937	5,164	7,730	1,459	4,084	196,711	
	10,458	15,013	13,810	66,616	20,732	353,793	
	44,998	58,103	31,142	21,412	10,235	180,429	
	610	274	147	847	2,009	33,356	
	-	520	-	-	-	4,510	
	1,155	1,850	1,757	1,076	610	5,044	
	6,396	3,720	1,200	5,223	134	34,544	
	455	1,656	314	318	129	164,321	
	74,460	30,364	11,077	20,163	7,214	2,873	
	658	301	716	469	95	911,552	
	-	-	-	-	-	9,573	
	-	-	-	66	67	61,290	
	210	370	-	-	918	133	
	10,254	14,201	8,473	1,492	3,952	5,419	
	1,890	1,448	3,030	914	1,169	425,065	
	9,978	1,221	5,516	4,376	1,608	34,111	
	-	-	-	-	-	197,464	
	3,530	892	75	431	55	5,205	
	35	46	9	234	13	35,967	
	4,220	985	-	-	-	1,318	
	853	4,965	799	-	-	193,803	
	733	82	455	899	15	6,617	
	565	360	610	891	292	5,745	
	538	278	646	638	25	5,436	
	-	-	-	-	-	5,767	
	612	295	53	1,189	155	1	
	719	3,092	785	2,119	2,323	2,521	
	28,927	27,344	24,395	19,433	36,172	35,404	
	847,780	969,711	540,743	367,924	320,801	3,046,959	
	847,780	969,711	540,743	367,924	320,801	3,046,959	
	79,355	88,573	156,970	75,601	74,799	2,362,498	

AMERICAN REPUBLICS (CONTINUED)

CHILE  
COLOMBIA  
COLOMBIA - INTL NARC  
COSTA RICA  
CUBA  
DOMINICA  
DOMINICAN REPUBLIC  
ECUADOR  
ECUADOR - INTL NARC  
EL SALVADOR  
GRENADA  
GUATEMALA  
GUYANA  
HAITI  
HONDURAS  
JAMAICA  
MEXICO  
NICARAGUA  
PANAMA  
PARAGUAY  
PERU  
PERU - INTL NARC  
ST KITT'S AND NEVIS  
ST LUCIA  
ST VINCENT + GREN.  
SURINAME  
TRINIDAD - TOBAGO  
URUGUAY  
VENEZUELA

NON REGIONAL  
CLASSIFIED TOTALS A/

INTERNATIONAL ORGANIZATIONS

TOTALS MAY NOT ADD DUE TO ROUNDING

\* LESS THAN \$500

FOREIGN MILITARY CONSTRUCTION SALES AGREEMENTS

(DOLLARS IN THOUSANDS)

	FY 1985	FY 1986	FY 1987	FY 1988	FY 1989	FY 1990
<u>WORLDWIDE</u>	16,059,689	71,275	129,024	217,027	75,675	272,998
<u>EAST ASIA AND PACIFIC</u>	1	-	-	-	-	-
KOREA (SEOUL)	1	-	-	-	-	-
TAIWAN	-	-	-	-	-	-
<u>NEAR EAST AND SOUTH ASIA</u>	16,019,325	33,768	115,593	141,918	65,107	249,670
BAHRAIN	6,138	8,203	3,146	1,692	-	1,445
EGYPT	66,280	19,565	112,447	117,295	65,107	47,725
IRAN	594	-	-	-	-	-
ISRAEL	2,581	-	-	-	-	-
JORDAN	985	-	-	-	-	-
KUWAIT	970	-	-	4,231	-	-
LIBYA	1,344	-	-	-	-	-
MOROCCO	-	-	-	-	-	-
OMAN	1,511	-	-	-	-	-
SAUDI ARABIA	15,938,920	6,000	-	18,700	-	200,500
YEMEN	2	-	-	-	-	-
<u>EUROPE AND CANADA</u>	8,640	-	2	60,943	1,189	12,007
CANADA	519	-	-	-	-	-
FRANCE	-	-	-	29	-	-
GERMANY	7,867	-	-	-	1,058	-
GREECE	-	-	2	-	-	7
UNITED KINGDOM	254	-	-	60,914	131	12,000
<u>AFRICA</u>	17,590	10,996	2,906	896	729	449
BOTSWANA	-	-	-	-	-	-
BURUNDI	-	-	-	-	-	-
CAMEROON	-	-	-	-	-	-
CAPE VERDE	-	-	-	-	-	-
CENTRAL AFRICAN REP	-	-	-	92	-	-
CHAD	-	-	-	-	-	-
DJIBOUTI	-	-	-	26	-	56
EQUATORIAL GUINEA	-	-	-	-	-	87
ERITREA	-	-	-	-	-	-
ETHIOPIA	-	-	-	-	-	-
GABON	-	-	-	-	-	-
GAMBIA	-	-	111	-	-	-
GHANA	-	-	390	-	-	-
GUINEA	-	-	-	-	-	-
IVORY COAST	-	475	134	-	-	110
KENYA	-	-	-	59	-	97
LESOTHO	-	-	-	-	-	-
LIBERIA	7,300	-	-	-	-	-
MADAGASCAR	-	-	-	177	-	-

TOTALS MAY NOT ADD DUE TO ROUNDING

\* LESS THAN \$500

FOREIGN MILITARY CONSTRUCTION SALES AGREEMENTS  
(DOLLARS IN THOUSANDS)

FY 1991	FY 1992	FY 1993	FY 1994	FY 1995	FY 1950 FY 1995
725,048	681,986	815,267	59,743	24,911	19,132,643
-	-	620	-	-	621
-	-	620	-	-	1
-	-	-	-	-	620
719,243	661,229	800,478	7,578	19,095	18,833,004
264,641	107,485	14,039	1,448	4,241	20,624
-	-	-	-	-	820,272
-	-	-	-	-	594
-	-	-	-	-	2,581
-	-	-	-	-	985
130,786	15,763	6,488	-	-	158,237
-	-	-	-	-	1,344
-	-	-	-	4,854	4,854
-	-	-	-	-	1,511
323,817	537,981	779,952	6,130	10,000	17,821,999
-	-	-	-	-	2
-	51	-	44,391	-	127,222
-	-	-	-	-	519
-	51	-	33,355	-	29
-	-	-	-	-	42,329
-	-	-	-	-	9
-	-	-	11,036	-	84,335
1,314	1,270	2,049	1,147	951	40,295
-	194	-	-	-	194
49	83	243	-	-	243
10	97	777	-	-	908
-	117	-	121	58	286
-	-	-	-	194	209
689	-	-	-	-	194
-	-	-	-	-	771
-	-	-	-	-	87
-	-	-	-	456	456
-	-	-	-	243	243
78	92	-	-	-	170
-	-	437	605	-	111
-	-	-	-	-	1,432
-	-	-	-	-	110
-	-	-	-	-	706
-	-	-	-	-	59
-	194	-	-	-	194
-	-	-	-	-	7,300
-	-	-	-	-	177



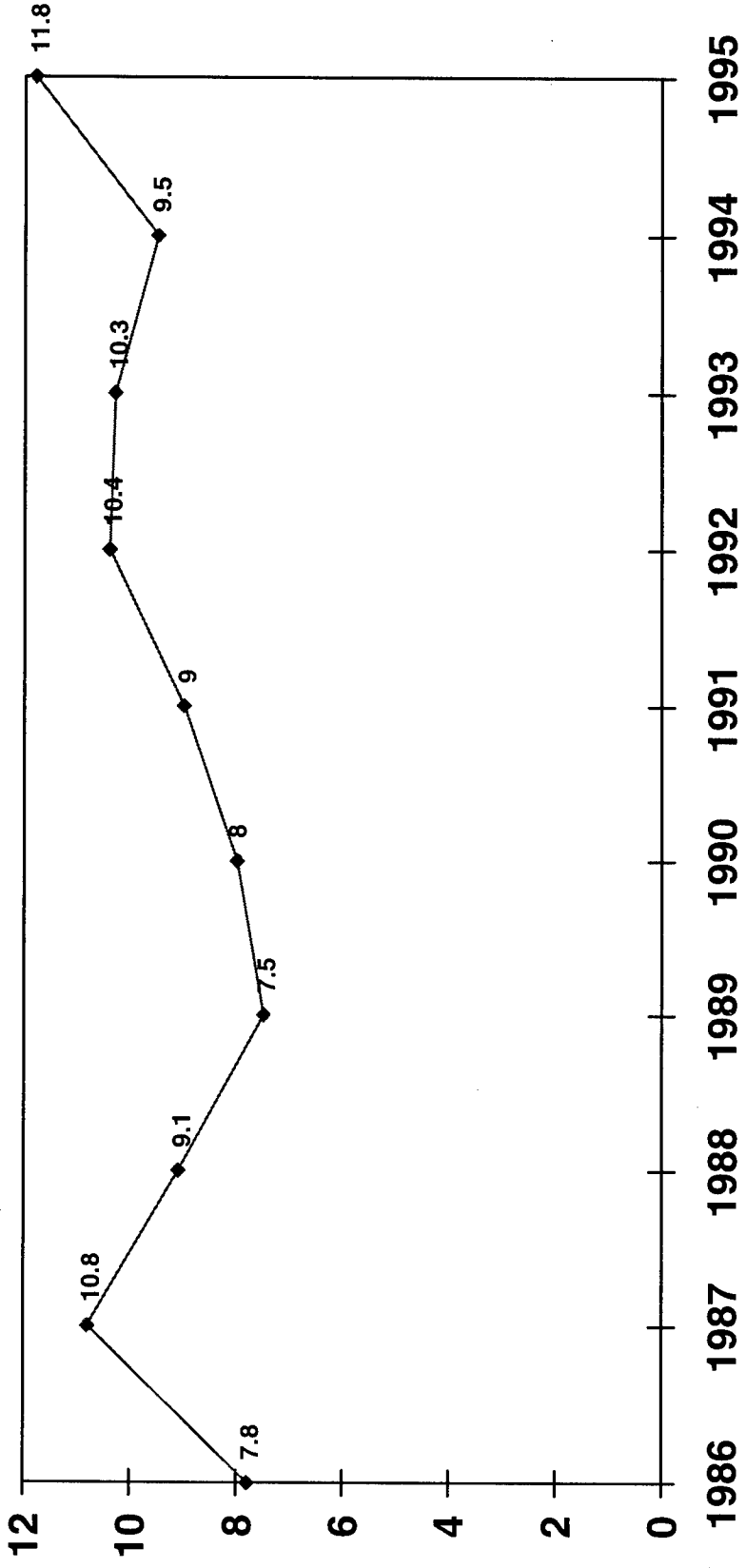
FOREIGN MILITARY CONSTRUCTION SALES AGREEMENTS (CONTINUED)  
(DOLLARS IN THOUSANDS)

	<u>FY 1985</u>	<u>FY 1986</u>	<u>FY 1987</u>	<u>FY 1988</u>	<u>FY 1989</u>	<u>FY 1990</u>
<u>AFRICA (CONTINUED)</u>						
MALAWI	35	461	-	-	-	-
MALI	-	32	-	-	-	-
MAURITANIA	-	-	91	235	-	-
NIGER	50	1,297	1,338	173	626	-
RWANDA	-	-	39	58	-	-
SENEGAL	-	1,873	631	-	-	99
SEYCHELLES	-	-	-	-	-	-
SIERRA LEONE	24	553	-	-	-	-
SOMALIA	-	-	171	76	103	-
SUDAN	10,181	6,304	-	-	-	-
TOGO	-	-	-	-	-	-
UGANDA	-	-	-	-	-	-
AMERICAN REPUBLICS	14,133	26,511	10,523	13,271	8,651	10,872
ANTIGUA & BARBUDA	-	-	-	-	-	-
BARBADOS	-	-	-	-	86	-
BOLIVIA - INTL NARC	-	-	-	-	-	1,897
COLOMBIA	-	-	-	-	-	-
COLOMBIA - INTL NARC	-	-	-	-	-	388
COSTA RICA	-	752	-	-	-	-
ECUADOR - INTL NARC	-	-	-	-	-	-
EL SALVADOR	5,848	19,210	7,833	7,443	3,783	5,415
GUATEMALA	-	-	-	-	2,717	-
HONDURAS	1,082	6,549	2,690	5,829	1,980	3,173
MEXICO	7,203	-	-	-	-	-
ST VINCENT + GREN.	-	-	-	-	85	-

SEE NOTE, FOREIGN MILITARY SALES AGREEMENTS.



# FOREIGN MILITARY SALES DELIVERIES INCLUDES CONSTRUCTION (Dollars in Billions)



FOREIGN MILITARY SALES DELIVERIES

(DOLLARS IN THOUSANDS)

	FY 1950	FY 1985	FY 1986	FY 1987	FY 1988	FY 1989	FY 1990
<u>WORLDWIDE</u>	92,255,580	7,190,043	10,583,789	8,703,294	7,120,370	7,621,716	
<u>EAST ASIA AND PACIFIC</u>	13,818,315	1,445,365	1,842,406	2,507,697	1,961,339	1,869,641	
AUSTRALIA	3,303,225	398,680	588,274	849,690	582,601	381,021	
BRUNEI	264	1	84	-	-	54	
CAMBODIA	-	-	-	-	-	-	
CHINA	430	547	3,860	39,021	179,562	-	
FIJI	1,530	38	261	-	-	-	
INDOCHINA	8,542	-	-	-	-	-	
INDONESIA	280,177	12,652	23,293	32,076	31,896	185,546	
JAPAN	2,266,937	150,708	232,866	212,379	166,072	220,430	
KOREA (SEOUL)	2,742,427	342,532	344,134	325,570	315,662	327,539	
MALAYSIA	154,928	3,453	2,640	2,836	2,513	3,847	
MYANMAR	7,412	43	31	1,249	-	-	
NEW ZEALAND	183,314	8,510	10,099	10,473	11,694	9,880	
PAPUA NEW GUINEA	152	168	7	*	*	*	
REP OF PHILIPPINES	216,627	37,160	31,961	68,744	71,697	61,588	
SINGAPORE	357,127	134,903	143,044	190,608	35,652	44,193	
TAIWAN	2,995,110	243,515	366,424	484,302	352,840	460,085	
THAILAND	1,298,945	112,454	95,426	290,749	211,149	175,457	
TONGA	-	-	-	-	-	-	
VIETNAM	1,167	-	-	-	-	-	
<u>NEAR EAST AND SOUTH ASIA</u>	44,903,307	3,360,603	5,736,535	2,586,940	1,611,196	2,539,058	
ALGERIA	116	-	485	2,463	15	300	
BAHRAIN	15,780	53,562	162,774	32,104	26,227	251,082	
BANGLADESH	280	539	616	10	302	504	
EGYPT	3,485,813	602,549	955,118	472,725	297,531	368,334	
INDIA	78,425	21	126	14	675	40	
IRAN	10,660,867	-	-	-	-	-	
IRAQ	13,152	-	-	-	-	-	
ISRAEL	8,981,303	164,206	1,229,573	754,134	230,261	146,320	
JORDAN	1,414,599	61,001	49,674	55,448	59,522	41,220	
KUWAIT	815,122	67,318	58,402	41,010	46,442	51,541	
LEBANON	510,624	11,585	12,092	11,947	3,874	1,995	
LIBYA	28,249	-	-	-	-	-	
MOROCCO	683,255	37,017	42,337	73,551	31,303	40,392	
NEPAL	73	-	-	-	314	64	
OMAN	81,274	748	274	838	498	6,115	
PAKISTAN	1,526,587	127,194	133,511	139,267	175,475	650,912	
QATAR	764	141	208	514	269	30	
SAUDI ARABIA	15,938,604	2,195,881	2,956,218	937,582	618,873	875,749	
SRI LANKA	4	-	-	1,298	43	406	
SYRIA	1	-	-	-	-	-	
TUNISIA	352,032	25,741	44,263	20,375	24,926	32,079	
UNITED ARAB EMIRATES	28,137	10,656	83,925	37,324	86,313	66,656	

TOTALS MAY NOT ADD DUE TO ROUNDING

\* LESS THAN \$500

FOREIGN MILITARY SALES DELIVERIES

(DOLLARS IN THOUSANDS)

	FY 1991	FY 1992	FY 1993	FY 1994	FY 1995	FY 1950
	8,563,915	10,110,680	10,909,573	9,269,648	11,616,444	183,945,052
	1,678,527	1,972,052	1,812,397	2,378,429	2,932,010	34,218,179
	205,163	156,029	232,852	349,574	303,474	7,350,582
	9	-	-	-	-	414
	-	-	11,439	20,629	4,226	1,064
	-	-	-	-	-	259,714
	-	-	-	-	-	1,829
	17,882	19,956	39,117	16,566	11,787	8,542
	316,667	544,281	316,785	599,709	526,106	670,949
	230,440	308,961	305,601	373,586	430,746	5,552,942
	3,308	3,199	6,200	3,148	9,521	6,047,198
	9,565	12,211	7,809	9,527	17,867	195,592
	97,478	93,753	40,657	45,155	61,361	8,735
	62,749	24,253	51,985	87,230	58,626	290,949
	556,071	707,805	693,571	735,696	1,160,742	327
	179,195	101,600	106,273	137,584	346,445	826,181
	1	4	108	26	44	1,190,371
	-	-	-	-	-	8,756,162
	4,001,018	5,370,666	6,492,686	3,827,328	6,699,717	3,055,277
	414	300	1,710	220	6	183
	60,099	106,307	71,037	70,997	40,672	1,167
	218	449	1	-	909	-
	480,547	1,024,025	1,138,680	894,413	1,705,043	87,129,053
	359	36	12	31	24	6,029
	-	-	-	-	-	890,641
	242,439	720,815	787,197	451,624	331,615	3,829
	22,871	19,542	24,944	31,522	47,120	11,424,777
	75,648	815,016	829,566	217,501	478,732	79,765
	323	1,307	4,883	3,627	40,875	10,660,867
	-	-	-	-	-	13,152
	18,185	37,561	18,696	16,927	22,412	14,039,487
	795	2	1	6	-	1,827,463
	42,178	5,820	7,952	8,935	5,904	3,496,299
	-	-	-	-	-	603,132
	59	260	1,035	833	349	28,249
	2,744,303	2,415,969	3,493,161	2,061,333	3,654,347	1,021,636
	-	-	5	19	229	1,255
	-	-	-	-	-	160,536
	26,816	18,205	16,529	28,423	26,497	2,752,946
	282,292	205,053	97,275	40,916	344,981	4,463
	-	-	-	-	-	37,892,021
	-	-	-	-	-	2,004
	-	-	-	-	-	1
	-	-	-	-	-	615,887
	-	-	-	-	-	1,283,528

TOTALS MAY NOT ADD DUE TO ROUNDING

\* LESS THAN \$500

FOREIGN MILITARY SALES DELIVERIES (CONTINUED)

(DOLLARS IN THOUSANDS)

	FY 1985	FY 1986	FY 1987	FY 1988	FY 1989	FY 1990
NEAR EAST AND SOUTH ASIA (CONTINUED)						
YEMEN	288,245	2,443	6,939	6,336	8,334	5,319
EUROPE AND CANADA	29,393,166	1,930,701	2,635,025	3,211,047	3,182,438	2,860,322
ALBANIA	185,432	7,316	7,948	10,748	3,836	6,996
AUSTRIA	1,861,792	27,782	27,006	184,542	135,619	155,950
BELGIUM	1,910,354	112,712	126,766	211,544	143,587	102,811
CANADA	1,040,797	24,296	61,930	149,238	93,032	37,628
DENMARK	-	-	-	-	-	-
ESTONIA	1,343	2,628	2,062	3,781	196	983
FINLAND	507,608	142,307	99,390	36,822	36,177	108,531
FRANCE	8,013,355	205,904	315,439	381,502	631,781	357,863
GERMANY	1,936,991	73,405	78,746	128,970	137,364	113,542
GREECE	-	-	-	-	-	-
HUNGARY	544	-	-	-	-	-
ICELAND	825	12	4	42	9	5
IRELAND	936,759	65,708	71,389	61,627	63,616	61,324
ITALY	-	-	-	-	-	-
LATVIA	3,994	860	1,657	296	694	95
LUXEMBOURG	-	-	-	-	-	-
MALTA	2,714,388	255,784	412,809	320,910	386,607	375,310
NETHERLANDS	1,488,766	43,207	82,580	117,225	95,161	116,626
NORWAY	164,589	26,512	24,185	15,112	31,764	71,595
PORTUGAL	-	-	-	-	-	-
SLOVAKIA	1,112,953	262,480	822,340	637,016	655,906	402,897
SPAIN	126,444	13,172	5,096	57,419	8,469	3,959
SWEDEN	1,095,487	5,787	9,742	15,069	5,607	17,543
SWITZERLAND	1,823,939	279,872	277,138	699,376	618,663	720,025
TURKEY	4,410,850	363,342	204,749	179,751	130,549	205,294
UNITED KINGDOM	55,954	17,614	4,048	59	3,803	1,346
YUGOSLAVIA	729,298	74,703	66,912	84,729	76,300	44,178
AFRICA	-	-	-	-	-	-
BENIN	-	-	703	6,659	2,559	1,384
BOTSWANA	-	-	-	-	-	-
BURUNDI	18,120	6,250	2,079	3,869	893	144
CAMEROON	-	-	-	-	-	-
CAPE VERDE	-	-	-	315	70	27
CENTRAL AFRICAN REP	1,291	205	2,397	4,422	1,107	3,664
CHAD	-	-	-	-	-	-
COMOROS	-	-	-	-	-	-
CONGO	-	-	-	-	-	-
DJIBOUTI	750	2,170	1,886	1,717	343	350
EQUATORIAL GUINEA	-	-	-	73	19	106
ERITREA	-	-	-	-	-	-

TOTALS MAY NOT ADD DUE TO ROUNDING

\* LESS THAN \$500

FOREIGN MILITARY SALES DELIVERIES (CONTINUED)  
(DOLLARS IN THOUSANDS)

	FY 1991	FY 1992	FY 1993	FY 1994	FY 1995	FY 1995	FY 1950
	3,472	-	-	-	-	-	321,088
<u>NEAR EAST AND SOUTH ASIA (CONTINUED)</u>	<u>2,579,474</u>	<u>2,408,617</u>	<u>2,351,388</u>	<u>2,821,351</u>	<u>1,759,316</u>	<u>55,132,846</u>	
YEMEN	-	-	-	-	-	-	
<u>EUROPE AND CANADA</u>	<u>4,759</u>	<u>3,586</u>	<u>4,252</u>	<u>3,295</u>	<u>3,115</u>	<u>241,284</u>	
ALBANIA	163,210	37,007	51,109	95,106	20,098	2,759,222	
AUSTRIA	163,898	106,899	122,131	153,635	116,739	3,271,076	
BELGIUM	46,693	43,005	54,289	30,787	70,257	1,651,952	
CANADA	-	-	-	-	15	15	
DENMARK	264	11,494	1,777	6,489	24,664	55,680	
ESTONIA	31,820	34,962	40,724	77,909	58,717	1,174,967	
FINLAND	476,478	500,169	345,402	154,833	236,640	11,619,366	
FRANCE	123,862	162,944	212,914	193,436	226,566	3,388,741	
GERMANY	-	-	128	2,759	4,509	7,396	
GREECE	-	-	-	-	-	544	
HUNGARY	-	-	33	14	5	949	
ICELAND	* 61,170	52,138	47,906	105,914	55,652	1,583,202	
IRELAND	-	-	-	-	4	4	
ITALY	182	162	291	286	169	8,684	
LATVIA	73	50	8	55	16	202	
LUXEMBOURG	370,746	318,884	115,221	215,745	188,569	5,674,973	
MALTA	81,890	36,266	41,442	65,697	59,819	2,228,679	
NETHERLANDS	39,576	89,330	83,480	228,252	90,752	865,147	
NORWAY	-	-	-	-	*	*	
PORTUGAL	155,314	138,350	202,869	390,408	115,419	4,895,952	
SLOVAKIA	3,259	2,495	75,338	13,915	3,776	313,343	
SPAIN	11,966	13,925	20,000	21,555	13,197	1,229,878	
SWEDEN	600,470	703,369	748,573	884,622	362,202	7,718,249	
SWITZERLAND	243,000	153,583	183,499	176,637	108,415	6,359,669	
TURKEY	845	-	-	-	-	83,669	
UNITED KINGDOM	33,806	26,558	13,666	16,421	14,501	1,181,072	
YUGOSLAVIA	-	*	45	32	54	131	
<u>AFRICA</u>	<u>523</u>	<u>1,184</u>	<u>532</u>	<u>749</u>	<u>1,316</u>	<u>15,608</u>	
BENIN	-	21	44	*	-	65	
BOTSWANA	293	418	788	178	48	33,079	
BURUNDI	10	9	116	380	205	722	
CAMEROON	21	1	16	106	19	574	
CAPE VERDE	6,428	1,952	3,686	1,050	3,035	29,238	
CENTRAL AFRICAN REP	-	-	14	71	-	85	
CHAD	-	10	4	-	-	13	
COMOROS	752	2,096	677	875	399	12,014	
CONGO	40	180	57	-	-	475	
DJIBOUTI	-	-	-	-	139	139	
EQUATORIAL GUINEA	-	-	-	-	-	-	
ERITREA	-	-	-	-	-	-	

TOTALS MAY NOT ADD DUE TO ROUNDING

\* LESS THAN \$500

FOREIGN MILITARY SALES DELIVERIES (CONTINUED)

(DOLLARS IN THOUSANDS)

	<u>FY 1950</u>	<u>FY 1985</u>	<u>FY 1986</u>	<u>FY 1987</u>	<u>FY 1988</u>	<u>FY 1989</u>	<u>FY 1990</u>
<u>AFRICA (CONTINUED)</u>							
ETHIOPIA	86,561	-	-	-	-	-	-
GABON	2,239	-	-	-	2,880	537	10
GAMBIA	-	-	-	-	17	34	28
GHANA	516	-	-	2	3	3	4
GUINEA	1,439	38	463	102	553	133	459
GUINEA-BISSAU	-	-	1	49	133	17	158
IVORY COAST	-	-	10	160	36	36	17
KENYA	146,266	10,973	5,250	7,864	9,438	9,438	15,557
LESOTHO	-	-	-	-	-	-	-
LIBERIA	31,144	5,960	1,615	3,886	229	229	3,418
MADAGASCAR	*	3	73	761	1,157	1,157	434
MALAWI	1	*	14	1,333	698	698	199
MALI	154	-	1	*	*	-	-
MAURITANIA	-	-	46	194	194	260	177
MAURITIUS	-	-	-	-	-	-	-
NAMIBIA	-	-	-	-	-	-	-
NIGER	978	1,834	4,777	2,110	983	983	824
NIGERIA	54,616	2,299	2,264	797	1,719	1,719	1,304
RWANDA	1,223	3	1	*	*	6	170
SAO TOME & PRINCIPE	-	-	-	-	-	11	115
SENEGAL	1,160	1,452	407	3,369	1,029	1,029	234
SEYHELLES	-	-	-	-	-	-	-
SIERRA LEONE	1	28	9	27	31	31	87
SOMALIA	73,621	11,395	13,334	15,846	21,122	21,122	8,399
SOUTH AFRICA	3,149	-	-	-	-	-	-
SUDAN	211,380	23,877	23,357	20,760	29,595	29,595	-
TANZANIA	-	-	-	-	-	-	-
TOGO	-	-	-	284	284	-	11
UGANDA	-	-	-	-	-	-	-
ZAIRE	94,687	8,217	8,224	7,233	3,734	3,734	6,895
ZAMBIA	-	-	-	-	-	-	-
ZIMBABWE	-	-	-	-	-	-	-
AMERICAN REPUBLICS	2,153,893	301,703	242,502	247,545	231,463	231,463	242,277
ANTIGUA & BARBUDA	950	263	463	431	659	659	826
ARGENTINA	189,544	720	2,507	2,996	3,008	3,008	2,730
BARBADOS	16	41	242	197	42	42	321
BELIZE	144	459	629	316	195	195	352
BOLIVIA	2,065	2,532	1,531	1,231	3,425	3,425	2,634
BOLIVIA - INTL NARC	-	-	-	-	-	-	260
BRAZIL	299,599	20,394	13,242	14,134	39,141	39,141	30,206
CHILE	172,059	-	-	-	-	-	698
COLOMBIA	76,373	3,650	4,357	36,633	7,248	7,248	37,288
COLOMBIA - INTL NARC	-	-	-	-	-	-	24

TOTALS MAY NOT ADD DUE TO ROUNDING

\* LESS THAN \$500



FOREIGN MILITARY SALES DELIVERIES (CONTINUED)

(DOLLARS IN THOUSANDS)

<u>FY 1991</u>	<u>FY 1992</u>	<u>FY 1993</u>	<u>FY 1994</u>	<u>FY 1995</u>	<u>FY 1995</u>	<u>FY 1950</u>
-	-	-	160	480	87,201	ETHIOPIA
*	1	34	27	200	5,927	GABON
354	428	25	300	-	1,186	GAMBIA
*	*	4	51	573	1,156	GHANA
530	85	695	60	4	4,430	GUINEA
128	74	22	162	249	977	GUINEA-BISSAU
50	198	857	369	35	1,734	IVORY COAST
6,729	15,263	821	7,439	6,180	231,780	KENYA
-	-	*	1	*	1	LESOTHO
-	-	-	-	-	46,253	LIBERIA
29	663	186	92	188	3,587	MADAGASCAR
1,636	155	92	63	90	4,280	MALAWI
16	72	37	89	19	388	MALI
289	-	-	-	-	965	MAURITANIA
-	-	-	-	-	1	MAURITIUS
-	39	118	213	371	742	NAMIBIA
685	1,024	686	369	143	14,414	NIGER
663	43	505	6	1	64,216	NIGERIA
84	*	17	-	-	1,504	RWANDA
16	133	17	10	*	302	SAO TOME & PRINCIPE
1,072	1,654	2,896	2,951	537	16,759	SENEGAL
27	167	32	24	18	268	SEYHELLES
559	607	531	285	71	2,236	SIERRA LEONE
8,206	-	-	-	-	151,925	SOMALIA
-	-	-	-	-	3,149	SOUTH AFRICA
-	-	-	-	-	308,970	SUDAN
1	9	31	32	3	76	TANZANIA
84	40	35	-	-	455	TOGO
51	31	-	-	*	82	UGANDA
4,529	-	-	-	-	133,518	ZAIRE
-	-	-	12	115	127	ZAMBIA
-	1	48	265	9	323	ZIMBABWE
<u>186,931</u>	<u>278,560</u>	<u>189,724</u>	<u>171,249</u>	<u>152,834</u>	<u>4,398,681</u>	<u>AMERICAN REPUBLICS</u>
567	351	369	510	406	5,795	ANTIGUA & BARBUDA
4,454	4,164	5,078	6,798	7,045	229,044	ARGENTINA
323	164	527	465	364	2,702	BARBADOS
166	299	535	525	125	3,745	BELIZE
665	1,140	158	14	53	15,447	BOLIVIA
11,618	20,378	17,917	12,545	15,269	77,988	BOLIVIA - INTL NARC
24,604	65,937	25,518	24,594	24,423	581,791	BRAZIL
530	3,841	3,968	4,247	4,273	189,616	CHILE
8,870	18,327	11,845	19,171	30,981	254,744	COLOMBIA
7,177	29,995	34,097	29,699	25,128	126,122	COLOMBIA - INTL NARC

TOTALS MAY NOT ADD DUE TO ROUNDING \* LESS THAN \$500

FOREIGN MILITARY SALES DELIVERIES (CONTINUED)

(DOLLARS IN THOUSANDS)

	<u>FY 1950</u>	<u>FY 1985</u>	<u>FY 1986</u>	<u>FY 1987</u>	<u>FY 1988</u>	<u>FY 1989</u>	<u>FY 1990</u>
<u>AMERICAN REPUBLICS (CONTINUED)</u>							
COSTA RICA	13,311		8,110	2,192	1,787	1,129	660
CUBA	4,510		-	-	-	-	-
DOMINICA	924	269	298	298	230	367	529
DOMINICAN REPUBLIC	11,494	2,860	3,087	3,087	4,079	2,005	1,639
ECUADOR	95,303	8,640	8,640	12,473	5,183	7,354	7,324
ECUADOR - INTL NARC	-	-	-	-	-	-	-
EL SALVADOR	237,068	102,616	70,271	70,271	79,244	84,631	81,600
GRENADA	3,454	777	777	669	329	462	651
GUATEMALA	32,667	916	916	1,478	4,155	6,378	6,042
GUYANA	-	-	-	-	-	-	-
HAITI	1,340	457	457	706	402	37	163
HONDURAS	69,656	58,583	58,583	60,609	48,878	46,463	27,905
JAMAICA	6,078	1,952	1,952	4,454	5,304	1,788	1,043
MEXICO	114,708	5,407	5,407	4,047	9,571	7,708	12,562
NICARAGUA	5,205	-	-	-	-	-	-
PANAMA	8,602	12,083	12,083	3,150	422	-	3,376
PARAGUAY	969	2	2	-	-	-	-
PERU	165,791	3,513	3,513	5,687	3,146	4,439	2,161
PERU - INTL NARC	-	-	-	-	-	-	-
ST KITTS AND NEVIS	211	78	78	226	88	199	379
ST LUCIA	965	86	86	174	330	324	262
ST VINCENT + GREN.	-	1,117	1,117	160	251	93	377
SURINAME	1	-	-	-	-	-	-
TRINIDAD - TOBAGO	104	-	-	8	*	8	-
URUGUAY	20,096	753	753	299	835	1,042	751
VENEZUELA	620,689	65,426	65,426	49,542	27,374	13,315	19,515
<u>INTERNATIONAL ORGANIZATIONS</u>	<u>1,257,601</u>	<u>76,968</u>	<u>76,968</u>	<u>60,410</u>	<u>65,336</u>	<u>57,634</u>	<u>66,239</u>

NOTE: PRIOR TO THE FY 1981 EDITION OF THIS BOOKLET, FOREIGN MILITARY CONSTRUCTION SALES (FMCS) DELIVERIES WERE INCLUDED WITHIN THE FOREIGN MILITARY SALES (FMS) DELIVERIES TABLE. NOW FMCS AND FMS ARE DISPLAYED SEPARATELY FOR ALL FISCAL YEARS.

FOREIGN MILITARY SALES DELIVERIES (CONTINUED)  
(DOLLARS IN THOUSANDS)

	<u>FY 1991</u>	<u>FY 1992</u>	<u>FY 1993</u>	<u>FY 1994</u>	<u>FY 1995</u>	<u>FY 1950</u>	<u>FY 1995</u>
	859	497	200	816	199	29,759	
	-	-	-	-	-	4,510	
	107	256	301	510	225	4,014	
	1,211	1,127	1,050	1,108	1,060	30,720	
	3,745	5,612	4,550	2,550	1,425	154,158	
	16	321	592	876	205	2,011	
	54,584	63,187	40,385	25,914	17,170	856,669	
	266	479	494	538	348	8,466	
	4,945	-	-	-	22	56,582	
	298	-	-	-	-	22	
	25,492	20,338	12,453	11,638	4,103	3,402	
	1,215	2,344	2,112	1,557	1,496	386,118	
	6,886	11,823	2,969	5,924	2,085	29,344	
	-	-	-	-	-	183,690	
	2,173	1,846	1,878	1,304	523	5,205	
	11	16	16	10	8	35,356	
	2,019	3,546	-	-	-	1,033	
	238	2,299	-	-	-	190,301	
	378	347	418	550	156	2,537	
	143	366	289	719	296	3,031	
	142	317	336	428	217	3,955	
	-	-	-	-	-	3,438	
	151	464	102	108	146	1	
	621	2,979	414	972	1,411	1,091	
	22,456	15,798	21,156	17,161	13,672	30,173	
	84,159	54,227	49,712	54,870	58,066	886,104	
						1,885,221	

AMERICAN REPUBLICS (CONTINUED)

INTERNATIONAL ORGANIZATIONS

TOTALS MAY NOT ADD DUE TO ROUNDING \* LESS THAN \$500

FOREIGN MILITARY CONSTRUCTION SALES DELIVERIES

(DOLLARS IN THOUSANDS)

	FY 1950	FY 1985	FY 1986	FY 1987	FY 1988	FY 1989	FY 1990
<u>WORLDWIDE</u>		13,604,329	573,824	265,165	411,013	390,827	347,754
<u>EAST ASIA AND PACIFIC</u>	1	-	-	-	-	-	-
KOREA (SEOUL)	1	-	-	-	-	-	-
TAIWAN	-	-	-	-	-	-	-
<u>NEAR EAST AND SOUTH ASIA</u>		13,581,878	560,499	250,248	387,048	376,490	337,983
BAHRAIN		4,081	1,266	913	2,882	5,721	2,693
EGYPT		13,014	12,206	6,788	24,521	24,168	72,197
IRAN		594	-	-	-	-	-
ISRAEL		2,581	-	-	-	-	-
JORDAN		985	-	-	-	-	-
KUWAIT		970	-	-	-	-	-
LIBYA		1,344	-	-	-	-	-
MOROCCO		-	-	-	-	-	-
OMAN		1,511	-	-	-	-	-
SAUDI ARABIA		13,556,796	547,027	242,546	359,646	346,602	263,093
YEMEN		2	-	-	-	-	-
<u>EUROPE AND CANADA</u>		8,639	*	-	-	29	2
CANADA		519	-	-	-	29	-
FRANCE		-	-	-	-	-	-
GERMANY		7,866	*	-	-	-	-
GREECE		-	-	-	-	-	2
UNITED KINGDOM		254	-	-	-	-	-
<u>AFRICA</u>		4,708	7,548	6,454	4,812	4,041	1,308
BOTSWANA		-	-	-	-	-	-
BURUNDI		-	-	-	-	-	-
CAMEROON		-	-	-	-	-	-
CAPE VERDE		-	-	-	-	43	36
CENTRAL AFRICAN REP		-	-	-	-	-	-
CHAD		-	-	-	-	-	-
DJIBOUTI		-	-	-	*	2	13
EQUATORIAL GUINEA		-	-	-	-	-	-
ERITREA		-	-	-	-	-	-
ETHIOPIA		-	-	-	-	-	-
GABON		-	-	-	-	-	-
GAMBIA		-	-	-	4	49	4
GHANA		-	-	54	104	106	118
GUINEA		-	-	-	-	-	41
IVORY COAST		-	-	2	16	100	227
KENYA		-	-	-	-	34	11
LESOTHO		-	-	-	-	-	-
LIBERIA		-	3,933	2,949	211	43	164
MADAGASCAR		-	-	-	-	3	121

TOTALS MAY NOT ADD DUE TO ROUNDING

\* LESS THAN \$500

FOREIGN MILITARY CONSTRUCTION SALES DELIVERIES  
(DOLLARS IN THOUSANDS)

FY 1991	FY 1992	FY 1993	FY 1994	FY 1995	FY 1950 FY 1995
413,143	335,131	352,438	269,033	218,233	17,180,890
-	-	383	151	-	535
-	-	383	151	-	1
-	-	-	-	-	533
401,696	326,908	298,700	234,584	199,427	16,955,462
726	332	1,063	527	265	20,468
91,963	66,850	124,034	139,210	82,980	657,931
-	-	-	-	-	594
-	-	-	-	-	2,581
-	-	-	-	-	985
35,619	43,401	52,471	3,555	8,220	144,235
-	-	-	-	-	1,344
-	-	-	-	*	*
-	-	-	-	-	1,511
273,388	216,326	121,134	91,291	107,961	16,125,810
-	-	-	-	-	2
7	939	43,819	25,082	4,292	82,811
-	-	-	-	-	519
-	-	-	-	-	29
7	939	113	18	4,262	13,198
-	-	43,706	25,064	30	69,055
724	584	414	1,738	523	32,855
-	9	5	2	5	20
-	-	-	*	-	*
-	-	*	82	80	162
-	9	3	2	3	16
5	-	44	37	9	176
-	-	-	-	*	*
27	58	46	321	7	474
*	7	3	-	-	10
-	-	-	-	6	6
-	-	-	-	5	5
13	17	*	134	-	164
11	9	*	1	-	77
1	4	1	2	-	552
45	9	14	1	162	110
111	185	6	1	2	651
13	*	*	1	-	59
-	-	5	23	3	31
-	-	-	-	-	7,300
39	-	13	1	-	177

TOTALS MAY NOT ADD DUE TO ROUNDING \* LESS THAN \$500  
PAGE 25 AS OF 30 SEP 95

FOREIGN MILITARY CONSTRUCTION SALES DELIVERIES (CONTINUED)

(DOLLARS IN THOUSANDS)

	<u>FY 1985</u>	<u>FY 1986</u>	<u>FY 1987</u>	<u>FY 1988</u>	<u>FY 1989</u>	<u>FY 1990</u>
<u>AFRICA (CONTINUED)</u>						
MALAWI	20	15	2	13	160	1
MALI	-	-	21	11	-	-
MAURITANIA	-	-	73	18	178	54
NIGER	45	19	122	112	5	178
RWANDA	-	-	29	14	20	4
SENEGAL	-	-	69	482	1,205	258
SEYHELLES	-	-	-	-	-	-
SIERRA LEONE	20	6	310	56	59	69
SOMALIA	-	-	-	185	154	10
SUDAN	4,624	3,574	2,821	3,585	1,880	-
TOGO	-	-	-	-	-	-
UGANDA	-	-	-	-	-	-
<u>AMERICAN REPUBLICS</u>	<u>9,102</u>	<u>5,776</u>	<u>8,464</u>	<u>19,153</u>	<u>10,267</u>	<u>8,460</u>
BARBADOS	-	-	-	-	-	-
BOLIVIA - INTL NARC	-	-	-	-	-	-
COLOMBIA	-	-	-	-	-	-
COLOMBIA - INTL NARC	-	-	-	-	-	-
COSTA RICA	-	71	559	*	1	3
ECUADOR - INTL NARC	-	-	-	-	-	-
EL SALVADOR	2,667	5,187	6,030	13,835	7,030	5,237
GUATEMALA	-	-	-	-	8	87
HONDURAS	16	518	1,876	5,318	2,366	3,134
MEXICO	6,419	-	-	-	784	-
ST VINCENT + GREN.	-	-	-	-	78	-

SEE NOTE, FOREIGN MILITARY SALES DELIVERIES.

TOTALS MAY NOT ADD DUE TO ROUNDING \* LESS THAN \$500

FOREIGN MILITARY CONSTRUCTION SALES DELIVERIES (CONTINUED)

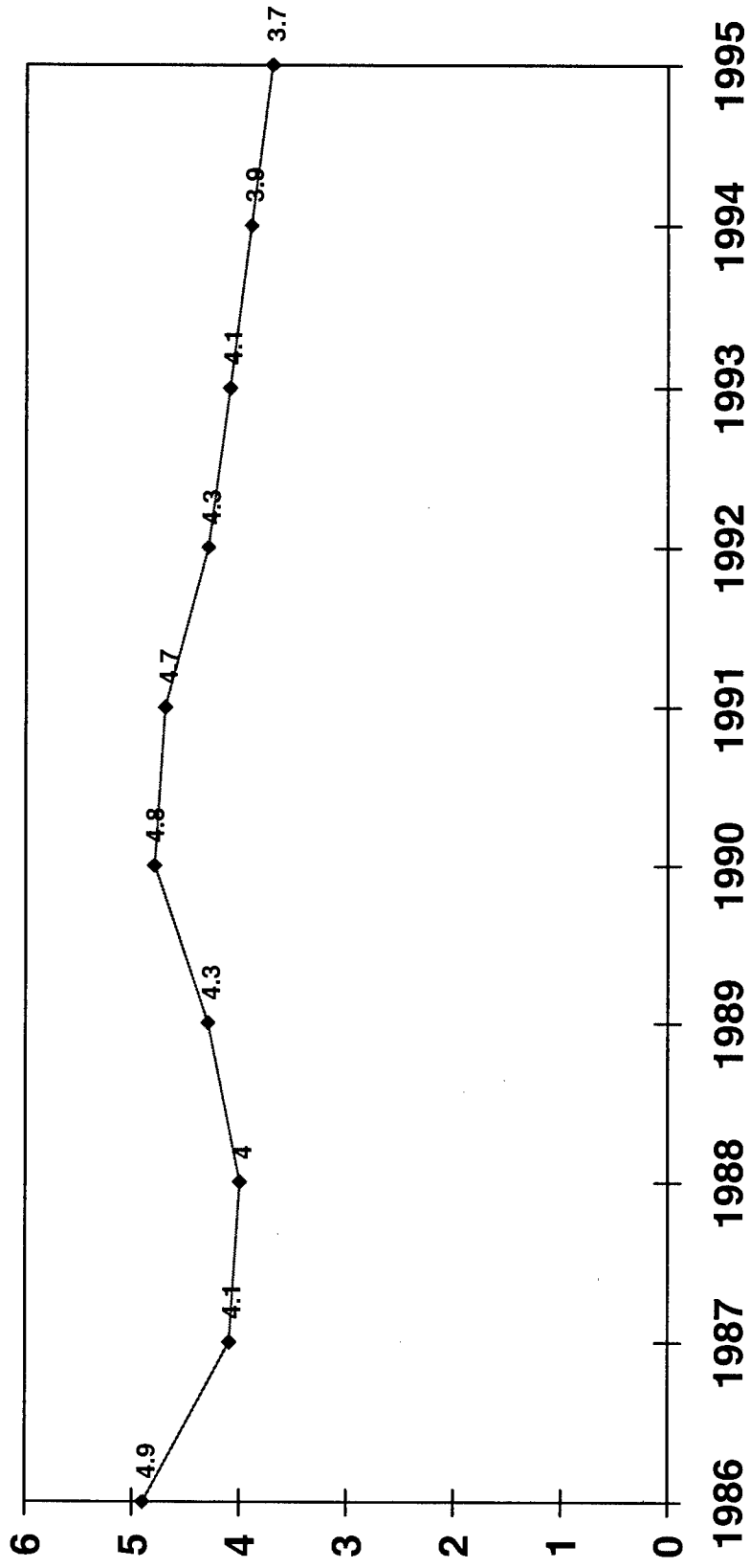
(DOLLARS IN THOUSANDS)

	FY 1991	FY 1992	FY 1993	FY 1994	FY 1995	FY 1950	FY 1995
AFRICA (CONTINUED)							
MALAWI	14	-	11	*	40	275	
MALI	-	6	6	64	4	112	
MAURITANIA	2	-	-	-	-	326	
NIGER	243	85	181	987	135	2,113	
RWANDA	1	20	12	6	-	105	
SENEGAL	194	159	59	35	13	2,475	
SEYCHELLES	-	-	-	-	13	13	
SIERRA LEONE	2	7	1	41	37	608	
SOMALIA	*	-	-	-	-	350	
SUDAN	-	-	-	-	-	16,484	
TOGO	-	2	1	-	-	2	
UGANDA	-	-	-	-	*	*	
AMERICAN REPUBLICS	10,716	6,700	9,121	7,477	13,992	109,228	
BARBADOS	-	-	246	80	13	339	
BOLIVIA - INTL NARC	1,929	1,750	1,957	1,441	2,100	9,177	
COLOMBIA	-	-	35	209	1,644	1,888	
COLOMBIA - INTL NARC	5	316	2,065	2,024	2,515	6,924	
COSTA RICA	1	-	-	117	-	752	
ECUADOR - INTL NARC	-	-	-	-	67	67	
EL SALVADOR	3,664	2,074	2,390	2,338	2,115	52,567	
GUATEMALA	1,914	-	-	-	-	2,009	
HONDURAS	3,202	2,560	2,421	1,269	5,537	28,216	
MEXICO	-	-	-	-	-	7,203	
ST VINCENT + GREN.	-	-	8	-	-	85	

TOTALS MAY NOT ADD DUE TO ROUNDING \* LESS THAN \$500

# FOREIGN MILITARY FINANCING PROGRAM

(Dollars in Billions)





FOREIGN MILITARY FINANCING PROGRAM

(DOLLARS IN THOUSANDS)

	FY 1950	FY 1985	FY 1986	FY 1987	FY 1988	FY 1989	FY 1990
<u>WORLDWIDE</u>							
PAYMENT WAIVED	44,455,008	4,915,830	4,053,441	4,049,000	4,272,750	4,757,992	
DOD DIRECT	10,811,977	2,966,700	3,100,000	3,286,000	3,862,750	4,353,738	
DOD GUARANTY	5,834,531	1,949,130	953,441	763,000	410,000	404,254	
	27,808,500	-	-	-	-	-	-
<u>EAST ASIA AND PACIFIC</u>	4,315,888	262,361	-	27,500	-	143,412	143,412
PAYMENT WAIVED	-	-	-	-	-	-	-
DOD DIRECT	809,088	262,361	-	27,500	-	-	-
DOD GUARANTY	3,506,800	-	-	-	-	-	-
<u>AUSTRALIA</u>	115,586	-	-	-	-	-	-
DOD DIRECT	115,586	-	-	-	-	-	-
<u>CAMBODIA</u>	-	-	-	-	-	-	-
PAYMENT WAIVED	-	-	-	-	-	-	-
<u>INDONESIA</u>	329,200	19,140	-	4,000	-	-	-
DOD DIRECT	36,000	19,140	-	4,000	-	-	-
DOD GUARANTY	293,200	-	-	-	-	-	-
<u>JAPAN</u>	34,772	-	-	-	-	-	-
DOD DIRECT	34,772	-	-	-	-	-	-
<u>KOREA (SEOUL)</u>	2,185,883	162,690	-	-	-	-	-
DOD DIRECT	291,700	162,690	-	-	-	-	-
DOD GUARANTY	1,894,183	-	-	-	-	-	-
<u>MALAYSIA</u>	176,910	-	-	-	-	-	-
DOD DIRECT	38,071 B/	-	B/	-	-	-	-
DOD GUARANTY	138,838	-	-	-	-	-	-
<u>NEW ZEALAND</u>	1,492	-	-	-	-	-	-
DOD DIRECT	1,492	-	-	-	-	-	-
<u>REP OF PHILIPPINES</u>	344,100	-	-	-	-	-	140,395
PAYMENT WAIVED	-	-	-	-	-	-	140,395
DOD DIRECT	8,600 B/	-	B/	-	-	-	-
DOD GUARANTY	335,500	-	-	-	-	-	-
<u>SINGAPORE</u>	17,221	-	-	-	-	-	-
DOD GUARANTY	17,221	-	-	-	-	-	-
<u>TAIWAN</u>	547,726	-	-	-	-	-	-
DOD DIRECT	187,866	-	-	-	-	-	-
DOD GUARANTY	359,860	-	-	-	-	-	-

TOTALS MAY NOT ADD DUE TO ROUNDING

\* LESS THAN \$500

FOREIGN MILITARY FINANCING PROGRAM

(DOLLARS IN THOUSANDS)

	FY 1991	FY 1992	FY 1993	FY 1994	FY 1995	FY 1950	FY 1995
	4,693,363	4,274,476	4,123,705	3,917,203	3,712,246	87,225,014	A/
	4,215,418	3,929,476	3,268,505	3,147,703	3,154,561	46,096,828	WORLDWIDE
	477,945	345,000	855,200	769,500	557,685	13,319,686	PAYMENT WAIVED
	-	-	-	-	-	27,808,500	DOD DIRECT
	-	-	-	-	-	-	DOD GUARANTY
	210,543	25,000	15,000	750	1,300	5,001,754	EAST ASIA AND PACIFIC
	185,543	25,000	15,000	750	1,300	371,005	PAYMENT WAIVED
	25,000	-	-	-	-	1,123,949	DOD DIRECT
	-	-	-	-	-	3,506,800	DOD GUARANTY
	-	-	-	-	-	115,586	AUSTRALIA
	-	-	-	-	-	115,586	DOD DIRECT
	-	-	-	750	1,300	2,050	CAMBODIA
	-	-	-	750	1,300	2,050	PAYMENT WAIVED
	25,000	-	-	-	-	377,340	INDONESIA
	25,000	-	-	-	-	84,140	DOD DIRECT
	-	-	-	-	-	293,200	DOD GUARANTY
	-	-	-	-	-	34,772	JAPAN
	-	-	-	-	-	34,772	DOD DIRECT
	-	-	-	-	-	2,348,573	KOREA (SEOUL)
	-	-	-	-	-	454,390	DOD DIRECT
	-	-	-	-	-	1,894,183	DOD GUARANTY
	-	-	-	-	-	176,910	MALAYSIA
	-	-	-	-	-	38,071	DOD DIRECT
	-	-	-	-	-	138,838	DOD GUARANTY
	-	-	-	-	-	1,492	NEW ZEALAND
	-	-	-	-	-	1,492	DOD DIRECT
	185,543	25,000	15,000	-	-	710,038	REP OF PHILIPPINES
	185,543 C/	25,000	15,000	-	-	365,938	PAYMENT WAIVED
	-	-	-	-	-	8,600	DOD DIRECT
	-	-	-	-	-	335,500	DOD GUARANTY
	-	-	-	-	-	17,221	SINGAPORE
	-	-	-	-	-	17,221	DOD GUARANTY
	-	-	-	-	-	547,726	TAIWAN
	-	-	-	-	-	187,866	DOD DIRECT
	-	-	-	-	-	359,860	DOD GUARANTY

TOTALS MAY NOT ADD DUE TO ROUNDING

\* LESS THAN \$500

FOREIGN MILITARY FINANCING PROGRAM (CONTINUED)

(DOLLARS IN THOUSANDS)

	<u>FY 1950</u>	<u>FY 1985</u>	<u>FY 1986</u>	<u>FY 1987</u>	<u>FY 1988</u>	<u>FY 1989</u>	<u>FY 1990</u>
<u>EAST ASIA AND PACIFIC (CONTINUED)</u>							
THAILAND			80,531	-	23,500	-	3,017
PAYMENT WAIVED	562,999	-	-	-	-	-	3,017
DOD DIRECT	95,000	80,531	-	-	23,500	-	-
DOD GUARANTY	467,999	-	-	-	-	-	-
NEAR EAST AND SOUTH ASIA	30,340,428	3,379,845	3,424,500	3,372,000	3,422,000	3,422,000	3,411,518
PAYMENT WAIVED	10,765,000	2,966,700	3,100,000	3,130,000	3,422,000	3,422,000	3,411,518
DOD DIRECT	2,595,649	413,145	324,500	242,000	-	-	-
DOD GUARANTY	16,979,779	-	-	-	-	-	-
BAHRAIN	-	-	-	-	-	-	-
PAYMENT WAIVED	-	-	-	-	-	-	-
EGYPT	6,815,000D/	1,244,100	1,300,000	1,300,000	1,300,000	1,300,000	1,294,410
PAYMENT WAIVED	2,265,000	1,244,100	1,300,000	1,300,000	1,300,000	1,300,000	1,294,410
DOD GUARANTY	4,550,000	-	-	-	-	-	-
INDIA	27,310	-	-	-	-	-	-
DOD DIRECT	27,310	-	-	-	-	-	-
IRAN	496,407	-	-	-	-	-	-
DOD DIRECT	175,705	-	-	-	-	-	-
DOD GUARANTY	320,701	-	-	-	-	-	-
ISRAEL	19,704,244D/E1,722,600	1,800,000	1,800,000	1,800,000	1,800,000	1,800,000	1,792,260
PAYMENT WAIVED	8,500,000	1,722,600	1,800,000	1,800,000	1,800,000	1,800,000	1,792,260
DOD DIRECT	1,667,103	-	-	-	-	-	-
DOD GUARANTY	9,537,142	-	-	-	-	-	-
JORDAN	796,340	81,345	-	-	-	10,000	67,794
PAYMENT WAIVED	-	-	-	-	-	10,000	67,794
DOD DIRECT	145,703	81,345	-	-	-	-	-
DOD GUARANTY	650,637	-	-	-	-	-	-
LEBANON	243,668	-	-	-	-	-	-
DOD DIRECT	9,168	-	-	-	-	-	-
DOD GUARANTY	234,500	-	-	-	-	-	-
MOROCCO	444,580	957	12,000	12,000	12,000	52,000	42,815
PAYMENT WAIVED	-	-	-	-	-	52,000	42,815
DOD DIRECT	76,830	957	12,000	12,000	12,000	-	-
DOD GUARANTY	367,750	-	-	-	-	-	-

TOTALS MAY NOT ADD DUE TO ROUNDING

\* LESS THAN \$500

FOREIGN MILITARY FINANCING PROGRAM (CONTINUED)  
(DOLLARS IN THOUSANDS)

	<u>FY 1991</u>	<u>FY 1992</u>	<u>FY 1993</u>	<u>FY 1994</u>	<u>FY 1995</u>	<u>FY 1950</u>	<u>FY 1995</u>
	-	-	-	-	-	670,047	
	-	-	-	-	-	3,017	
	-	-	-	-	-	199,031	
	-	-	-	-	-	467,999	
	3,172,600	3,153,500	3,152,500	3,109,000	3,107,300	63,045,191	
	3,162,600	3,153,500	3,152,500	3,109,000	3,107,300	42,480,118	
	10,000	-	-	-	-	3,585,294	
	-	-	-	-	-	16,979,779	
	-	1,000	500	-	-	1,500	
	-	1,000	500	-	-	1,500	
	1,300,000	1,300,000	1,300,000	1,300,000	1,300,000	19,753,510	
	1,300,000	1,300,000	1,300,000	1,300,000	1,300,000	15,203,510	
	-	-	-	-	-	4,550,000	
	-	-	-	-	-	27,310	
	-	-	-	-	-	27,310	
	-	-	-	-	-	496,407	
	-	-	-	-	-	175,705	
	-	-	-	-	-	320,701	
	1,800,000	1,800,000	1,800,000	1,800,000	1,800,000	37,619,104	
	1,800,000	1,800,000	1,800,000	1,800,000	1,800,000	26,414,860	
	-	-	-	-	-	1,667,103	
	-	-	-	-	-	9,537,142	
	20,000	20,000	9,000	9,000	7,300	1,020,779	
	20,000	20,000	9,000	9,000	7,300	143,094	
	-	-	-	-	-	227,048	
	-	-	-	-	-	650,637	
	-	-	-	-	-	243,668	
	-	-	-	-	-	9,168	
	-	-	-	-	-	234,500	
	39,600	22,000	40,000	-	-	665,952	
	39,600	22,000	40,000	-	-	196,415	
	-	-	-	-	-	101,787	
	-	-	-	-	-	367,750	

EAST ASIA AND PACIFIC (CONTINUED)

THAILAND  
PAYMENT WAIVED  
DOD DIRECT  
DOD GUARANTY

NEAR EAST AND SOUTH ASIA

PAYMENT WAIVED  
DOD DIRECT  
DOD GUARANTY

BAHRAIN  
PAYMENT WAIVED

EGYPT  
PAYMENT WAIVED  
DOD GUARANTY

INDIA  
DOD DIRECT

IRAN  
DOD DIRECT  
DOD GUARANTY

ISRAEL  
PAYMENT WAIVED  
DOD DIRECT  
DOD GUARANTY

JORDAN  
PAYMENT WAIVED  
DOD DIRECT  
DOD GUARANTY

LEBANON  
DOD DIRECT  
DOD GUARANTY

MOROCCO  
PAYMENT WAIVED  
DOD DIRECT  
DOD GUARANTY

TOTALS MAY NOT ADD DUE TO ROUNDING

\* LESS THAN \$500

FOREIGN MILITARY FINANCING PROGRAM (CONTINUED)

(DOLLARS IN THOUSANDS)

	FY 1950	FY 1985	FY 1986	FY 1987	FY 1988	FY 1989	FY 1990
<u>NEAR EAST AND SOUTH ASIA (CONTINUED)</u>							
OMAN	190,000	-	9,140	-	-	-	-
PAYMENT WAIVED	-	-	-	-	-	-	-
DOD DIRECT	40,000	-	9,140	-	-	-	-
DOD GUARANTY	150,000	-	-	-	-	-	-
PAKISTAN	892,633	-	311,025	312,500	260,000	230,000	184,369
PAYMENT WAIVED	-	-	-	-	30,000	230,000	184,369
DOD DIRECT	330,786	-	311,025	312,500	230,000	-	-
DOD GUARANTY	561,847	-	-	-	-	-	-
SAUDI ARABIA	254,167	-	-	-	-	-	-
DOD DIRECT	65,222	-	-	-	-	-	-
DOD GUARANTY	188,945	-	-	-	-	-	-
SRI LANKA	2,308	-	-	-	-	-	-
DOD DIRECT	308	-	-	-	-	-	-
DOD GUARANTY	2,000	-	-	-	-	-	-
TUNISIA	461,514	-	10,678	-	-	30,000	29,871
PAYMENT WAIVED	-	-	-	-	-	30,000	29,871
DOD DIRECT	57,514	-	10,678 B/	-	-	-	-
DOD GUARANTY	404,000	-	-	-	-	-	-
YEMEN	12,257	-	-	-	-	-	-
DOD GUARANTY	12,257	-	-	-	-	-	-
EUROPE AND CANADA	7,906,161	-	1,265,968	625,941	649,500	850,750	930,980
PAYMENT WAIVED	-	-	-	-	156,000	440,750	526,726
DOD DIRECT	1,827,161	-	1,265,968	625,941	493,500	410,000	404,254
DOD GUARANTY	6,079,000	-	-	-	-	-	-
AUSTRIA	15,713	-	-	-	-	-	-
DOD DIRECT	15,713	-	-	-	-	-	-
BELGIUM	7,793	-	-	-	-	-	-
DOD DIRECT	7,793	-	-	-	-	-	-
ESTONIA	-	-	-	-	-	-	-
PAYMENT WAIVED	-	-	-	-	-	-	-
FRANCE	80,392	-	-	-	-	-	-
DOD DIRECT	80,392	-	-	-	-	-	-

TOTALS MAY NOT ADD DUE TO ROUNDING

\* LESS THAN \$500

FOREIGN MILITARY FINANCING PROGRAM (CONTINUED)

(DOLLARS IN THOUSANDS)

	<u>FY 1991</u>	<u>FY 1992</u>	<u>FY 1993</u>	<u>FY 1994</u>	<u>FY 1995</u>	<u>FY 1950</u>	<u>FY 1995</u>
	3,000	500	1,000	-	-	203,640	
	3,000	500	1,000	-	-	4,500	PAYMENT WAIVED
	-	-	-	-	-	49,140	DOD DIRECT
	-	-	-	-	-	150,000	DOD GUARANTY
	-	-	-	-	-	2,190,526	
	-	-	-	-	-	444,369	PAYMENT WAIVED
	-	-	-	-	-	1,184,311	DOD DIRECT
	-	-	-	-	-	561,847	DOD GUARANTY
	-	-	-	-	-	254,167	
	-	-	-	-	-	65,222	DOD DIRECT
	-	-	-	-	-	188,945	DOD GUARANTY
	-	-	-	-	-	2,308	
	-	-	-	-	-	308	DOD DIRECT
	-	-	-	-	-	2,000	DOD GUARANTY
	10,000	10,000	2,000	-	-	554,063	
	10,000	10,000	2,000	-	-	71,871	PAYMENT WAIVED
	-	-	-	-	-	78,192	DOD DIRECT
	-	-	-	-	-	404,000	DOD GUARANTY
	-	-	-	-	-	12,257	
	-	-	-	-	-	12,257	DOD GUARANTY
	1,050,000	950,000	855,250	769,500	560,803	16,414,853	
	630,000	605,000	250	-	3,118	2,361,844	PAYMENT WAIVED
	420,000	345,000	855,000	769,500	557,685	7,974,009	DOD DIRECT
	-	-	-	-	-	6,079,000	DOD GUARANTY
	-	-	-	-	-	15,713	
	-	-	-	-	-	15,713	DOD DIRECT
	-	-	-	-	-	7,793	
	-	-	-	-	-	7,793	DOD DIRECT
	-	-	-	-	706	706	
	-	-	-	-	706	706	PAYMENT WAIVED
	-	-	-	-	-	80,392	
	-	-	-	-	-	80,392	FRANCE
	-	-	-	-	-	80,392	DOD DIRECT

NEAR EAST AND SOUTH ASIA (CONTINUED)

OMAN  
PAYMENT WAIVED  
DOD DIRECT  
DOD GUARANTY

PAKISTAN  
PAYMENT WAIVED  
DOD DIRECT  
DOD GUARANTY

SAUDI ARABIA  
DOD DIRECT  
DOD GUARANTY

SRI LANKA  
DOD DIRECT  
DOD GUARANTY

TUNISIA  
PAYMENT WAIVED  
DOD DIRECT  
DOD GUARANTY

YEMEN  
DOD GUARANTY

EUROPE AND CANADA  
PAYMENT WAIVED  
DOD DIRECT  
DOD GUARANTY

AUSTRIA  
DOD DIRECT

BELGIUM  
DOD DIRECT

ESTONIA  
PAYMENT WAIVED

FRANCE  
DOD DIRECT

TOTALS MAY NOT ADD DUE TO ROUNDING \* LESS THAN \$500

FOREIGN MILITARY FINANCING PROGRAM (CONTINUED)

(DOLLARS IN THOUSANDS)

	FY 1950	FY 1985	FY 1986	FY 1987	FY 1988	FY 1989	FY 1990
<b>EUROPE AND CANADA (CONTINUED)</b>							
GREECE		2,734,100	430,650	343,000	313,000	320,000	348,495
PAYMENT WAIVED	-	-	-	-	-	-	29,871
DOD DIRECT	658,500	430,650	430,650	343,000	313,000	320,000	318,624
DOD GUARANTY	2,075,600	-	-	-	-	-	-
HUNGARY	-	-	-	-	-	-	-
PAYMENT WAIVED	-	-	-	-	-	-	-
ITALY	292	-	-	-	-	-	-
DOD DIRECT	292	-	-	-	-	-	-
LATVIA	-	-	-	-	-	-	-
PAYMENT WAIVED	-	-	-	-	-	-	-
LITHUANIA	-	-	-	-	-	-	-
PAYMENT WAIVED	-	-	-	-	-	-	-
NETHERLANDS	2,200	-	-	-	-	-	-
DOD DIRECT	2,200	-	-	-	-	-	-
POLAND	-	-	-	-	-	-	-
PAYMENT WAIVED	-	-	-	-	-	-	-
PORTUGAL	197,500	43,065	43,065	-	2,500	100,000	84,635
PAYMENT WAIVED	-	-	-	-	-	100,000	84,635
DOD DIRECT	55,000	43,065	43,065	-	2,500	-	-
DOD GUARANTY	142,500	-	-	-	-	-	-
SPAIN	1,927,300	382,800	382,800	105,000	-	-	-
DOD DIRECT	402,300	382,800	382,800	105,000	-	-	-
DOD GUARANTY	1,525,000	-	-	-	-	-	-
TURKEY	2,940,871	409,453	409,453	177,941	334,000	430,750	497,850
PAYMENT WAIVED	-	-	-	-	156,000	340,750	412,220
DOD DIRECT	604,971	409,453	409,453	177,941	178,000	90,000	85,630
DOD GUARANTY	2,335,900	-	-	-	-	-	-
<b>AFRICA</b>	<b>629,389</b>	<b>-</b>	<b>-</b>	<b>3,000</b>	<b>-</b>	<b>-</b>	<b>19,188</b>
PAYMENT WAIVED	46,977	-	-	-	-	-	19,188
DOD DIRECT	144,734	-	-	3,000	-	-	-
DOD GUARANTY	437,677	-	-	-	-	-	-

TOTALS MAY NOT ADD DUE TO ROUNDING \* LESS THAN \$500

FOREIGN MILITARY FINANCING PROGRAM (CONTINUED)  
(DOLLARS IN THOUSANDS)

	<u>FY 1991</u>	<u>FY 1992</u>	<u>FY 1993</u>	<u>FY 1994</u>	<u>FY 1995</u>	<u>FY 1950</u> <u>FY 1995</u>
<u>EUROPE AND CANADA (CONTINUED)</u>						
GREECE	350,000	350,000	315,000	283,500	229,635	6,017,380
PAYMENT WAIVED	30,000	30,000	-	-	-	89,871
DOD DIRECT	320,000	320,000	315,000	283,500	229,635	3,851,909
DOD GUARANTY	-	-	-	-	-	2,075,600
HUNGARY	-	-	250	-	-	250
PAYMENT WAIVED	-	-	250	-	-	250
ITALY	-	-	-	-	-	292
DOD DIRECT	-	-	-	-	-	292
LATVIA	-	-	-	-	706	706
PAYMENT WAIVED	-	-	-	-	706	706
LITHUANIA	-	-	-	-	706	706
PAYMENT WAIVED	-	-	-	-	706	706
NETHERLANDS	-	-	-	-	-	2,200
DOD DIRECT	-	-	-	-	-	2,200
POLAND	-	-	-	-	1,000	1,000
PAYMENT WAIVED	-	-	-	-	1,000	1,000
PORTUGAL	100,000	100,000	90,000	81,000	-	798,700
PAYMENT WAIVED	100,000	100,000	-	-	-	384,635
DOD DIRECT	-	-	90,000	81,000	-	271,565
DOD GUARANTY	-	-	-	-	-	142,500
SPAIN	-	-	-	-	-	2,415,100
DOD DIRECT	-	-	-	-	-	890,100
DOD GUARANTY	-	-	-	-	-	1,525,000
TURKEY	600,000	500,000	450,000	405,000	328,050	7,073,915
PAYMENT WAIVED	500,000	475,000	-	-	-	1,883,970
DOD DIRECT	100,000 B/	25,000	450,000	405,000	328,050	2,854,045
DOD GUARANTY	-	-	-	-	-	2,335,900
<u>AFRICA</u>	<u>29,424</u>	<u>7,205</u>	<u>12,937</u>	<u>1,385</u>	<u>1,330</u>	<u>703,857</u>
PAYMENT WAIVED	29,424	7,205	12,937	1,385	1,330	118,445
DOD DIRECT	-	-	-	-	-	147,734
DOD GUARANTY	-	-	-	-	-	437,677

TOTALS MAY NOT ADD DUE TO ROUNDING

\* LESS THAN \$500



FOREIGN MILITARY FINANCING PROGRAM (CONTINUED)

(DOLLARS IN THOUSANDS)

	<u>FY 1985</u>	<u>FY 1986</u>	<u>FY 1987</u>	<u>FY 1988</u>	<u>FY 1989</u>	<u>FY 1990</u>
<u>AFRICA (CONTINUED)</u>						
BENIN	-	-	-	-	-	77
PAYMENT WAIVED	-	-	-	-	-	77
BOTSWANA	18,000	-	-	-	-	996
PAYMENT WAIVED	-	-	-	-	-	996
DOD DIRECT	5,000	-	-	-	-	-
DOD GUARANTY	13,000	-	-	-	-	-
BURUNDI	-	-	-	-	-	65
PAYMENT WAIVED	-	-	-	-	-	65
CAMEROON	26,400	-	-	-	-	188
PAYMENT WAIVED	-	-	-	-	-	188
DOD DIRECT	5,000	-	-	-	-	-
DOD GUARANTY	21,400	-	-	-	-	-
CAPE VERDE	-	-	-	-	-	-
PAYMENT WAIVED	-	-	-	-	-	-
CENTRAL AFRICAN REP	-	-	-	-	-	120
PAYMENT WAIVED	-	-	-	-	-	120
CHAD	-	-	-	-	-	3,792
PAYMENT WAIVED	-	-	-	-	-	3,792
COMOROS	-	-	-	-	-	85
PAYMENT WAIVED	-	-	-	-	-	85
CONGO	-	-	-	-	-	-
PAYMENT WAIVED	-	-	-	-	-	-
DJIBOUTI	-	-	-	-	-	2,076
PAYMENT WAIVED	-	-	-	-	-	2,076
EQUATORIAL GUINEA	-	-	-	-	-	319
PAYMENT WAIVED	-	-	-	-	-	319
ERITREA	-	-	-	-	-	-
PAYMENT WAIVED	-	-	-	-	-	-
ETHIOPIA	36,000	-	-	-	-	-
PAYMENT WAIVED	-	-	-	-	-	-
DOD DIRECT	36,000	-	-	-	-	-

TOTALS MAY NOT ADD DUE TO ROUNDING

\* LESS THAN \$500

FOREIGN MILITARY FINANCING PROGRAM (CONTINUED)

(DOLLARS IN THOUSANDS)

	<u>FY 1991</u>	<u>FY 1992</u>	<u>FY 1993</u>	<u>FY 1994</u>	<u>FY 1995</u>	<u>FY 1950</u>	<u>FY 1995</u>
	-	-	250	-	-	327	
	-	-	250	-	-	327	
	2,600	-	1,800	-	-	23,396	
	2,600	-	1,800	-	-	5,396	
	-	-	-	-	-	5,000	
	-	-	-	-	-	13,000	
	250	-	-	-	-	315	
	250	-	-	-	-	315	
	840	-	-	-	-	27,428	
	840	-	-	-	-	1,028	
	-	-	-	-	-	5,000	
	-	-	-	-	-	21,400	
	1,860	225	-	-	-	2,085	
	1,860	225	-	-	-	2,085	
	250	-	-	-	-	370	
	250	-	-	-	-	370	
	854	-	-	-	-	4,646	
	854	-	-	-	-	4,646	
	-	-	-	-	-	85	
	-	-	-	-	-	85	
	13	-	-	-	-	13	
	13	-	-	-	-	13	
	1,505	-	-	-	-	3,581	
	1,505	-	-	-	-	3,581	
	-	-	-	-	-	319	
	-	-	-	-	-	319	
	-	-	-	200	460	660	
	-	-	-	200	460	660	
	-	-	-	500	300	36,800	
	-	-	-	500	300	800	
	-	-	-	-	-	36,000	

AFRICA (CONTINUED)

BENIN  
PAYMENT WAIVED

BOTSWANA  
PAYMENT WAIVED  
DOD DIRECT  
DOD GUARANTY

BURUNDI  
PAYMENT WAIVED

CAMEROON  
PAYMENT WAIVED  
DOD DIRECT  
DOD GUARANTY

CAPE VERDE  
PAYMENT WAIVED

CENTRAL AFRICAN REP  
PAYMENT WAIVED

CHAD  
PAYMENT WAIVED

COMOROS  
PAYMENT WAIVED

CONGO  
PAYMENT WAIVED

DJIBOUTI  
PAYMENT WAIVED

EQUATORIAL GUINEA  
PAYMENT WAIVED

ERITREA  
PAYMENT WAIVED

ETHIOPIA  
PAYMENT WAIVED  
DOD DIRECT

TOTALS MAY NOT ADD DUE TO ROUNDING

\* LESS THAN \$500

FOREIGN MILITARY FINANCING PROGRAM (CONTINUED)

(DOLLARS IN THOUSANDS)

	<u>FY 1985</u>	<u>FY 1986</u>	<u>FY 1987</u>	<u>FY 1988</u>	<u>FY 1989</u>	<u>FY 1990</u>
<u>AFRICA (CONTINUED)</u>						
GABON	15,200	-	-	-	-	115
PAYMENT WAIVED	-	-	-	-	-	115
DOD DIRECT	2,000	-	-	-	-	-
DOD GUARANTY	13,200	-	-	-	-	-
GAMBIA	-	-	-	-	-	50
PAYMENT WAIVED	-	-	-	-	-	50
GHANA	-	-	-	-	-	-
PAYMENT WAIVED	-	-	-	-	-	-
GUINEA	-	-	-	-	-	440
PAYMENT WAIVED	-	-	-	-	-	440
GUINEA-BISSAU	-	-	-	-	-	405
PAYMENT WAIVED	-	-	-	-	-	405
IVORY COAST	-	-	-	-	-	490
PAYMENT WAIVED	-	-	-	-	-	490
KENYA	155,000	-	3,000	-	-	379
PAYMENT WAIVED	-	-	-	-	-	379
DOD DIRECT	-	-	3,000	-	-	-
DOD GUARANTY	155,000	-	-	-	-	-
LESOTHO	-	-	-	-	-	-
PAYMENT WAIVED	-	-	-	-	-	-
LIBERIA	28,515	-	-	-	-	-
DOD DIRECT	4,851	-	-	-	-	-
DOD GUARANTY	23,664	-	-	-	-	-
MADAGASCAR	-	-	-	-	-	449
PAYMENT WAIVED	-	-	-	-	-	449
MALAWI	-	-	-	-	-	1,391
PAYMENT WAIVED	-	-	-	-	-	1,391 B/
MALI	48	-	-	-	-	-
PAYMENT WAIVED	-	-	-	-	-	-
DOD DIRECT	48	-	-	-	-	-

TOTALS MAY NOT ADD DUE TO ROUNDING

\* LESS THAN \$500

FOREIGN MILITARY FINANCING PROGRAM (CONTINUED)

(DOLLARS IN THOUSANDS)

FY 1991	FY 1992	FY 1993	FY 1994	FY 1995	FY 1950	FY 1995	
242	-	-	-	-	15,557	-	GABON
242	-	-	-	-	357	-	PAYMENT WAIVED
-	-	-	-	-	2,000	-	DOD DIRECT
-	-	-	-	-	13,200	-	DOD GUARANTY
500	100	1,300	-	-	1,950	-	GAMBIA
500	100	1,300	-	-	1,950	-	PAYMENT WAIVED
950	200	600	285	-	2,035	-	GHANA
950	200	600	285	-	2,035	-	PAYMENT WAIVED
750	150	100	-	-	1,440	-	GUINEA
750	150	100	-	-	1,440	-	PAYMENT WAIVED
250	100	1,700	-	-	2,455	-	GUINEA-BISSAU
250	100	1,700	-	-	2,455	-	PAYMENT WAIVED
2,327	-	-	-	-	2,817	-	IVORY COAST
2,327	-	-	-	-	2,817	-	PAYMENT WAIVED
-	-	-	-	-	158,379	-	KENYA
-	-	-	-	-	379	-	PAYMENT WAIVED
-	-	-	-	-	3,000	-	DOD DIRECT
-	-	-	-	-	155,000	-	DOD GUARANTY
200	-	-	-	-	200	-	LESOTHO
200	-	-	-	-	200	-	PAYMENT WAIVED
-	-	-	-	-	28,515	-	LIBERIA
-	-	-	-	-	4,851	-	DOD DIRECT
-	-	-	-	-	23,664	-	DOD GUARANTY
112	-	-	-	-	561	-	MADAGASCAR
112	-	-	-	-	561	-	PAYMENT WAIVED
100	-	-	-	-	1,491	-	MALAWI
100 c/	-	-	-	-	1,491	-	PAYMENT WAIVED
-	100	747	-	-	895	-	MALI
-	100	747	-	-	847	-	PAYMENT WAIVED
-	-	-	-	-	48	-	DOD DIRECT

AFRICA (CONTINUED)

TOTALS MAY NOT ADD DUE TO ROUNDING \* LESS THAN \$500

FOREIGN MILITARY FINANCING PROGRAM (CONTINUED)

(DOLLARS IN THOUSANDS)

	<u>FY 1950</u>	<u>FY 1985</u>	<u>FY 1986</u>	<u>FY 1987</u>	<u>FY 1988</u>	<u>FY 1989</u>	<u>FY 1990</u>
<u>AFRICA (CONTINUED)</u>							
MAURITIUS	-	-	-	-	-	-	-
PAYMENT WAIVED							
MOZAMBIQUE	-	-	-	-	-	-	-
PAYMENT WAIVED							
NAMIBIA	-	-	-	-	-	-	-
PAYMENT WAIVED							
NIGER	5,500	-	-	-	-	-	1,893
PAYMENT WAIVED							1,893
DOD GUARANTY	5,500	-	-	-	-	-	-
NIGERIA	335	-	-	-	-	-	-
PAYMENT WAIVED							
DOD DIRECT	335	-	-	-	-	-	-
RWANDA	1,500	-	-	-	-	-	135
PAYMENT WAIVED							135
DOD GUARANTY	1,500	-	-	-	-	-	-
SAO TOME & PRINCIPE	-	-	-	-	-	-	225
PAYMENT WAIVED							225
SENEGAL	8,000	-	-	-	-	-	1,853
PAYMENT WAIVED							1,853
DOD GUARANTY	8,000	-	-	-	-	-	-
SEYHELLES	-	-	-	-	-	-	65
PAYMENT WAIVED							65
SIERRA LEONE	-	-	-	-	-	-	313
PAYMENT WAIVED							313
SOMALIA	55,066	-	-	-	-	-	-
DOD GUARANTY	55,066	-	-	-	-	-	-
SUDAN	148,275	-	-	-	-	-	-
PAYMENT WAIVED	46,977 B/	-	-	-	-	-	-
DOD GUARANTY	101,297	-	-	-	-	-	-
TANZANIA	-	-	-	-	-	-	50
PAYMENT WAIVED							50

TOTALS MAY NOT ADD DUE TO ROUNDING

\* LESS THAN \$500

FOREIGN MILITARY FINANCING PROGRAM (CONTINUED)

(DOLLARS IN THOUSANDS)

	<u>FY 1991</u>	<u>FY 1992</u>	<u>FY 1993</u>	<u>FY 1994</u>	<u>FY 1995</u>	<u>FY 1950</u>	<u>FY 1995</u>
	650	-	-	-	-	650	
	650	-	-	-	-	650	MAURITIUS PAYMENT WAIVED
	-	-	-	400	-	400	MOZAMBIQUE PAYMENT WAIVED
	-	-	-	400	-	400	
	3,000	100	600	-	270	3,970	NAMIBIA PAYMENT WAIVED
	3,000	100	600	-	270	3,970	
	2,576	600	600	-	-	11,169	NIGER PAYMENT WAIVED
	2,576 B/	600	600	-	-	5,669	DOD GUARANTY
	-	-	-	-	-	5,500	
	34	-	-	-	-	369	NIGERIA PAYMENT WAIVED
	34	-	-	-	-	34	DOD DIRECT
	-	-	-	-	-	335	
	219	-	525	-	300	2,679	RWANDA PAYMENT WAIVED
	219	-	525	-	300	1,179	DOD GUARANTY
	-	-	-	-	-	1,500	
	70	100	190	-	-	585	SAO TOME & PRINCIPE PAYMENT WAIVED
	70	100	190	-	-	585	
	5,000	5,000	2,700	-	-	22,553	SENEGAL PAYMENT WAIVED
	5,000 B/	5,000	2,700	-	-	14,553	DOD GUARANTY
	-	-	-	-	-	8,000	
	340	40	110	-	-	555	SEYCHELLES PAYMENT WAIVED
	340	40	110	-	-	555	
	2,675	60	-	-	-	3,048	SIERRA LEONE PAYMENT WAIVED
	2,675 B/	60	-	-	-	3,048	
	-	-	-	-	-	55,066	SOMALIA DOD GUARANTY
	-	-	-	-	-	55,066	
	-	-	-	-	-	148,275	SUDAN PAYMENT WAIVED
	-	-	-	-	-	46,977	DOD GUARANTY
	-	-	-	-	-	101,297	
	-	-	100	-	-	150	TANZANIA PAYMENT WAIVED
	-	-	100	-	-	150	

TOTALS MAY NOT ADD DUE TO ROUNDING \* LESS THAN \$500

FOREIGN MILITARY FINANCING PROGRAM (CONTINUED)

(DOLLARS IN THOUSANDS)

	FY 1950 FY 1985	FY 1986	FY 1987	FY 1988	FY 1989	FY 1990
<u>AFRICA (CONTINUED)</u>						
TOGO	-	-	-	-	-	190
PAYMENT WAIVED	-	-	-	-	-	190
UGANDA	-	-	-	-	-	40
PAYMENT WAIVED	-	-	-	-	-	40
ZAIRE	131,550	-	-	-	-	2,986
PAYMENT WAIVED	-	-	-	-	-	2,986
DOD DIRECT	91,500	-	-	-	-	-
DOD GUARANTY	40,050	-	-	-	-	-
ZAMBIA	-	-	-	-	-	-
PAYMENT WAIVED	-	-	-	-	-	-
ZIMBABWE	-	-	-	-	-	-
PAYMENT WAIVED	-	-	-	-	-	-
<u>AMERICAN REPUBLICS</u>		7,656	-	-	-	222,752
PAYMENT WAIVED	434,789	7,656	-	-	-	222,752
DOD DIRECT	805,243	-	-	-	-	-
DOD GUARANTY	-	-	-	-	-	-
ANTIGUA & BARBUDA	-	-	-	-	-	780
PAYMENT WAIVED	-	-	-	-	-	780
ARGENTINA	175,879	-	-	-	-	-
PAYMENT WAIVED	-	-	-	-	-	-
DOD DIRECT	63,240	-	-	-	-	-
DOD GUARANTY	112,639	-	-	-	-	-
BAHAMAS	-	-	-	-	-	-
PAYMENT WAIVED	-	-	-	-	-	-
BARBADOS	-	-	-	-	-	620
PAYMENT WAIVED	-	-	-	-	-	620
BELIZE	-	-	-	-	-	-
PAYMENT WAIVED	-	-	-	-	-	-
BOLIVIA	23,000	-	-	-	-	38,228
PAYMENT WAIVED	-	-	-	-	-	38,228
DOD DIRECT	8,000	-	-	-	-	-
DOD GUARANTY	15,000	-	-	-	-	-

TOTALS MAY NOT ADD DUE TO ROUNDING

\* LESS THAN \$500

FOREIGN MILITARY FINANCING PROGRAM (CONTINUED)  
(DOLLARS IN THOUSANDS)

FY 1991	FY 1992	FY 1993	FY 1994	FY 1995	FY 1950 FY 1995
					AFRICA (CONTINUED)
158	-	-	-	-	348
158	-	-	-	-	PAYMENT WAIVED
-	30	425	-	-	495
-	30	425	-	-	PAYMENT WAIVED
-	-	-	-	-	134,536
-	-	-	-	-	PAYMENT WAIVED
-	-	-	-	-	2,986
-	-	-	-	-	DOD DIRECT
-	-	-	-	-	91,500
-	-	-	-	-	DOD GUARANTY
-	-	-	-	-	40,050
-	150	300	-	-	450
-	150	300	-	-	PAYMENT WAIVED
1,100	250	890	-	-	2,240
1,100	250	890	-	-	PAYMENT WAIVED
203,224	110,416	61,361	12,227	16,998	1,874,666
180,279	110,416	61,361	12,227	16,998	PAYMENT WAIVED
22,945	-	-	-	-	604,033
-	-	-	-	-	465,390
-	-	-	-	-	DOD DIRECT
-	-	-	-	-	805,243
-	-	-	-	-	DOD GUARANTY
630	870	80	37	40	2,437
630	870	80	37	40	PAYMENT WAIVED
3,500	1,000	-	-	-	180,379
3,500	1,000	-	-	-	PAYMENT WAIVED
-	-	-	-	-	4,500
-	-	-	-	-	DOD DIRECT
-	-	-	-	-	63,240
-	-	-	-	-	DOD GUARANTY
-	-	-	-	-	112,639
-	-	-	-	-	40
-	-	-	-	-	PAYMENT WAIVED
1,220	850	80	37	95	2,902
1,220	850	80	37	95	PAYMENT WAIVED
500	500	500	160	-	1,660
500	500	500	160	-	PAYMENT WAIVED
35,000	25,000	18,595	2,967	3,229	146,019
35,000	25,000	18,595	2,967	3,229	PAYMENT WAIVED
-	-	-	-	-	123,019
-	-	-	-	-	DOD DIRECT
-	-	-	-	-	8,000
-	-	-	-	-	DOD GUARANTY
-	-	-	-	-	15,000



FOREIGN MILITARY FINANCING PROGRAM (CONTINUED)

(DOLLARS IN THOUSANDS)

	<u>FY 1950</u>	<u>FY 1985</u>	<u>FY 1986</u>	<u>FY 1987</u>	<u>FY 1988</u>	<u>FY 1989</u>	<u>FY 1990</u>
<u>AMERICAN REPUBLICS (CONTINUED)</u>							
BOLIVIA - INTL NARC PAYMENT WAIVED	-	-	-	-	-	-	1,000 1,000
BRAZIL	264,617	-	-	-	-	-	-
DOD DIRECT	111,303	-	-	-	-	-	-
DOD GUARANTY	153,315	-	-	-	-	-	-
CHILE	62,524	-	-	-	-	-	-
DOD DIRECT	58,490	-	-	-	-	-	-
DOD GUARANTY	4,034	-	-	-	-	-	-
COLOMBIA	139,823	-	-	-	-	-	69,734 69,734
PAYMENT WAIVED	-	-	-	-	-	-	-
DOD DIRECT	22,223	-	-	-	-	-	-
DOD GUARANTY	117,600	-	-	-	-	-	-
COLOMBIA - INTL NARC PAYMENT WAIVED	-	-	-	-	-	-	1,996 1,996
COSTA RICA	5,000	-	-	-	-	-	-
DOD GUARANTY	5,000	-	-	-	-	-	-
DOMINICA	-	-	-	-	-	-	700 700
PAYMENT WAIVED	-	-	-	-	-	-	-
DOMINICAN REPUBLIC	23,698	-	-	-	-	-	1,276 1,276
PAYMENT WAIVED	-	-	-	-	-	-	-
DOD DIRECT	3,500	-	-	-	-	-	-
DOD GUARANTY	20,198	-	-	-	-	-	-
ECUADOR	61,136	3,828	3,828	-	-	-	-
PAYMENT WAIVED	-	-	-	-	-	-	-
DOD DIRECT	4,638	3,828	3,828	-	-	-	-
DOD GUARANTY	56,498	-	-	-	-	-	-
ECUADOR - INTL NARC PAYMENT WAIVED	-	-	-	-	-	-	485 485
EL SALVADOR	110,573	-	-	-	-	-	79,635 79,635
PAYMENT WAIVED	-	-	-	-	-	-	-
DOD DIRECT	13,373	-	-	-	-	-	-
DOD GUARANTY	97,200	-	-	-	-	-	-

TOTALS MAY NOT ADD DUE TO ROUNDING

\* LESS THAN \$500

FOREIGN MILITARY FINANCING PROGRAM (CONTINUED)  
(DOLLARS IN THOUSANDS)

<u>FY 1991</u>	<u>FY 1992</u>	<u>FY 1993</u>	<u>FY 1994</u>	<u>FY 1995</u>	<u>FY 1950</u> <u>FY 1995</u>	
-	-	-	-	-	1,000	BOLIVIA - INTL NARC
-	-	-	-	-	1,000	PAYMENT WAIVED
-	-	-	-	-	264,617	BRAZIL
-	-	-	-	-	111,303	DOD DIRECT
-	-	-	-	-	153,315	DOD GUARANTY
3,000	-	-	-	-	65,524	CHILE
3,000	-	-	-	-	61,490	DOD DIRECT
-	-	-	-	-	4,034	DOD GUARANTY
47,000	47,000	27,000	7,700	10,000	348,256	COLOMBIA
27,055	47,000	27,000	7,700	10,000	188,489	PAYMENT WAIVED
19,945	-	-	-	-	42,168	DOD DIRECT
-	-	-	-	-	117,600	DOD GUARANTY
-	-	-	-	-	1,996	COLOMBIA - INTL NARC
-	-	-	-	-	1,996	PAYMENT WAIVED
-	-	-	-	-	5,000	COSTA RICA
-	-	-	-	-	5,000	DOD GUARANTY
530	470	110	37	40	1,887	DOMINICA
530	470	110	37	40	1,887	PAYMENT WAIVED
1,000	1,000	500	300	-	27,774	DOMINICAN REPUBLIC
1,000	1,000	500	300	-	4,076	PAYMENT WAIVED
-	-	-	-	-	3,500	DOD DIRECT
-	-	-	-	-	20,198	DOD GUARANTY
2,000	2,339	1,150	130	-	70,583	ECUADOR
2,000	2,339	1,150	130	-	5,619	PAYMENT WAIVED
-	-	-	-	-	8,466	DOD DIRECT
-	-	-	-	-	56,498	DOD GUARANTY
-	-	-	-	-	485	ECUADOR - INTL NARC
-	-	-	-	-	485	PAYMENT WAIVED
65,945	21,250	11,000	-	-	288,403	EL SALVADOR
65,945 F/	21,250	11,000	-	-	177,830	PAYMENT WAIVED
-	-	-	-	-	13,373	DOD DIRECT
-	-	-	-	-	97,200	DOD GUARANTY

AMERICAN REPUBLICS (CONTINUED)

TOTALS MAY NOT ADD DUE TO ROUNDING \* LESS THAN \$500

FOREIGN MILITARY FINANCING PROGRAM (CONTINUED)

(DOLLARS IN THOUSANDS)

	FY 1950	FY 1985	FY 1986	FY 1987	FY 1988	FY 1989	FY 1990
<u>AMERICAN REPUBLICS (CONTINUED)</u>							
GRENADA	-	-	-	-	-	-	600
PAYMENT WAIVED	-	-	-	-	-	-	600
GUATEMALA	10,719	-	-	-	-	-	2,887
PAYMENT WAIVED	-	-	-	-	-	-	2,887
DOD DIRECT	9,327	-	-	-	-	-	-
DOD GUARANTY	1,391	-	-	-	-	-	-
GUYANA	-	-	-	-	-	-	-
PAYMENT WAIVED	-	-	-	-	-	-	-
HAITI	2,100	-	-	-	-	-	498
PAYMENT WAIVED	-	-	-	-	-	-	498
DOD GUARANTY	2,100	-	-	-	-	-	-
HONDURAS	52,430	-	-	-	-	-	20,163
PAYMENT WAIVED	-	-	-	-	-	-	20,163
DOD DIRECT	3,000	-	-	-	-	-	-
DOD GUARANTY	49,430	-	-	-	-	-	-
JAMAICA	2,587	-	-	-	-	-	1,000
PAYMENT WAIVED	-	-	-	-	-	-	1,000
DOD GUARANTY	2,587	-	-	-	-	-	-
MEXICO	4,298	-	-	-	-	-	-
DOD DIRECT	4,298	-	-	-	-	-	-
NICARAGUA	8,000	-	-	-	-	-	-
DOD GUARANTY	8,000	-	-	-	-	-	-
PANAMA	18,500	3,828	-	-	-	-	-
DOD DIRECT	-	3,828	-	-	-	-	-
DOD GUARANTY	18,500	-	-	-	-	-	-
PARAGUAY	707	-	-	-	-	-	-
PAYMENT WAIVED	-	-	-	-	-	-	-
DOD DIRECT	318	-	-	-	-	-	-
DOD GUARANTY	389	-	-	-	-	-	-
PERU	131,540	-	-	-	-	-	-
DOD DIRECT	28,978	-	-	-	-	-	-
DOD GUARANTY	102,562	-	-	-	-	-	-

TOTALS MAY NOT ADD DUE TO ROUNDING \* LESS THAN \$500

FOREIGN MILITARY FINANCING PROGRAM (CONTINUED)

(DOLLARS IN THOUSANDS)

FY 1991	FY 1992	FY 1993	FY 1994	FY 1995	FY 1950 FY 1995	AMERICAN REPUBLICS (CONTINUED)
530	477	200	37	40	1,884	GRENADA
530	477	200	37	40	1,884	PAYMENT WAIVED
-	-	-	-	-	13,606	GUATEMALA
-	-	-	-	-	2,887	PAYMENT WAIVED
-	-	-	-	-	9,327	DOD DIRECT
-	-	-	-	-	1,391	DOD GUARANTY
-	-	-	180	-	180	GUYANA
-	-	-	180	-	180	PAYMENT WAIVED
1,500	-	-	-	3,000	7,098	HAITI
1,500	-	-	-	3,000	4,998	PAYMENT WAIVED
-	-	-	-	-	2,100	DOD GUARANTY
31,900	5,000	317	-	-	109,810	HONDURAS
31,900	5,000	317	-	-	57,380	PAYMENT WAIVED
-	-	-	-	-	3,000	DOD DIRECT
-	-	-	-	-	49,430	DOD GUARANTY
1,000	2,500	399	300	299	8,085	JAMAICA
1,000	2,500	399	300	299	5,498	PAYMENT WAIVED
-	-	-	-	-	2,587	DOD GUARANTY
-	-	-	-	-	4,298	MEXICO
-	-	-	-	-	4,298	DOD DIRECT
-	-	-	-	-	8,000	NICARAGUA
-	-	-	-	-	8,000	DOD GUARANTY
-	-	-	-	-	22,328	PANAMA
-	-	-	-	-	3,828	DOD DIRECT
-	-	-	-	-	18,500	DOD GUARANTY
-	250	-	-	-	957	PARAGUAY
-	250	-	-	-	250	PAYMENT WAIVED
-	-	-	-	-	318	DOD DIRECT
-	-	-	-	-	389	DOD GUARANTY
-	-	-	-	-	131,540	PERU
-	-	-	-	-	28,978	DOD DIRECT
-	-	-	-	-	102,562	DOD GUARANTY

TOTALS MAY NOT ADD DUE TO ROUNDING \* LESS THAN \$500

FOREIGN MILITARY FINANCING PROGRAM (CONTINUED)

(DOLLARS IN THOUSANDS)

	<u>FY 1950</u>	<u>FY 1985</u>	<u>FY 1986</u>	<u>FY 1987</u>	<u>FY 1988</u>	<u>FY 1989</u>	<u>FY 1990</u>
<u>AMERICAN REPUBLICS (CONTINUED)</u>							
PERU - INTL NARC PAYMENT WAIVED	-	-	-	-	-	-	1,000 1,000
ST KITTS AND NEVIS PAYMENT WAIVED	-	-	-	-	-	-	500 500
ST LUCIA PAYMENT WAIVED	-	-	-	-	-	-	500 500
ST VINCENT + GREN. PAYMENT WAIVED	-	-	-	-	-	-	500 500
TRINIDAD - TOBAGO PAYMENT WAIVED	-	-	-	-	-	-	650 650
URUGUAY	18,349	-	-	-	-	-	-
DOD DIRECT	8,349	-	-	-	-	-	-
DOD GUARANTY	10,000	-	-	-	-	-	-
VENEZUELA	124,551	-	-	-	-	-	-
DOD DIRECT	95,751	-	-	-	-	-	-
DOD GUARANTY	28,800	-	-	-	-	-	-
<u>NON REGIONAL</u>	-	-	-	-	-	-	29,651
PAYMENT WAIVED	-	-	-	-	-	-	29,651
DOD DIRECT	-	-	-	-	-	-	-
FMF ADMIN COSTS	-	-	-	-	-	-	29,651
PAYMENT WAIVED	-	-	-	-	-	-	29,651
DOD DIRECT	-	-	-	-	-	-	-
<u>INTERNATIONAL ORGANIZATIONS</u>	23,110	-	-	-	-	-	492
PAYMENT WAIVED	-	-	-	-	-	-	492
DOD DIRECT	23,110	-	-	-	-	-	-

TOTALS MAY NOT ADD DUE TO ROUNDING

\* LESS THAN \$500

FOREIGN MILITARY FINANCING PROGRAM (CONTINUED)

(DOLLARS IN THOUSANDS)

	FY 1991	FY 1992	FY 1993	FY 1994	FY 1995	FY 1950	FY 1995
5,879	-	-	-	-	-	6,879	6,879
5,879 c/	-	-	-	-	-	6,879	6,879
530	470	470	190	37	40	1,767	1,767
530	470	470	190	37	40	1,767	1,767
530	470	470	610	168	40	2,318	2,318
530	470	470	610	168	40	2,318	2,318
530	470	470	80	37	40	1,657	1,657
530	470	470	80	37	40	1,657	1,657
500	500	500	550	100	95	2,395	2,395
500	500	500	550	100	95	2,395	2,395
-	-	-	-	-	-	18,349	18,349
-	-	-	-	-	-	8,349	8,349
-	-	-	-	-	-	10,000	10,000
-	-	-	-	-	-	124,551	124,551
-	-	-	-	-	-	95,751	95,751
-	-	-	-	-	-	28,800	28,800
27,573	27,855	27,855	26,156	23,491	22,145	156,871	156,871
27,573	27,855	27,855	25,956	23,491	22,145	156,671	156,671
-	-	-	200	-	-	200	200
27,573	27,855	27,855	26,156	23,491	22,145	156,871	156,871
27,573	27,855	27,855	25,956	23,491	22,145	156,671	156,671
-	-	-	200	-	-	200	200
-	500	500	500	850	2,370	27,822	27,822
-	500	500	500	850	2,370	4,712	4,712
-	-	-	-	-	-	23,110	23,110

AMERICAN REPUBLICS (CONTINUED)

PERU - INTL NARC  
PAYMENT WAIVED

ST KITT'S AND NEVIS  
PAYMENT WAIVED

ST LUCIA  
PAYMENT WAIVED

ST VINCENT + GREN.  
PAYMENT WAIVED

TRINIDAD - TOBAGO  
PAYMENT WAIVED

URUGUAY  
DOD DIRECT  
DOD GUARANTY

VENEZUELA  
DOD DIRECT  
DOD GUARANTY

NON REGIONAL  
PAYMENT WAIVED  
DOD DIRECT

FMF ADMIN COSTS  
PAYMENT WAIVED  
DOD DIRECT

INTERNATIONAL ORGANIZATIONS  
PAYMENT WAIVED  
DOD DIRECT

TOTALS MAY NOT ADD DUE TO ROUNDING

\* LESS THAN \$500

FOREIGN MILITARY FINANCING PROGRAM (CONTINUED)

A/ IN FY 1994, P.L. 103-211 RESCINDED \$91.721 THOUSAND OF FOREIGN MILITARY FINANCING AND MAP MERGER FUNDS INVOLVING 29 COUNTRIES AND INTERNATIONAL ORGANIZATIONS AS FOLLOWS: FOREIGN MILITARY FINANCING FUNDS OF \$90,282 THOUSAND AND MAP MERGER FUNDS OF \$439 THOUSAND. SECDEF MESSAGE DTG 261745Z APRIL 1994, SUBJECT: FY 1994 FOREIGN MILITARY FINANCING (FMF) RESCISSION, PROVIDES DETAILS REGARDING COUNTRIES AND FISCAL YEARS AFFECTED BY THIS RESCISSION.

B/ P.L. 101-513, SECTION 515 (B), DATED NOVEMBER 5, 1990, DEOBLIGATED/REOBLIGATED FOREIGN MILITARY FINANCING GRANT AND DIRECT LOAN FUNDS AS FOLLOWS: SUDAN \$3,022,790.00 IN FY 1982; MALAWI \$700 THOUSAND IN FY 1990, FOR A TOTAL OF \$3,722,790.00 IN GRANT DEOBLIGATIONS. THESE GRANT FUNDS WERE REOBLIGATED IN FY 1991 TO THE FOLLOWING COUNTRIES: NIGER \$1,022,790.00; SENEGAL \$2.0 MILLION; SIERRA LEONE \$700 THOUSAND. DIRECT LOANS WERE DEOBLIGATED AS FOLLOWS: MALAYSIA \$4.0 MILLION IN FY 1985, \$1.484 MILLION IN FY 1986; PHILIPPINES \$15.0 MILLION IN FY 1985, \$14.355 MILLION IN FY 1986; TUNISIA \$15.161 MILLION IN FY 1986, FOR A TOTAL OF \$50.0 MILLION. THESE DIRECT LOAN FUNDS WERE REOBLIGATED TO TURKEY IN FY 1991.

C/ P.L. 102-391, DATED OCTOBER 6, 1992, RESCINDED A TOTAL OF \$45.75 MILLION OF FOREIGN MILITARY FINANCING AND MAP MERGER FUNDS. FOREIGN MILITARY FINANCING GRANT FUNDS WERE RESCINDED IN FY 1991 AS FOLLOWS: EQUATORIAL GUINEA \$390 THOUSAND; MALAWI \$2.2 MILLION; PERU INTL NARC \$11,538,261.23; PHILIPPINES \$11,457,429.85, FOR A TOTAL OF \$25.585 MILLION.

D/ INCLUDES \$1.5 BILLION FOR EGYPT AND \$2.2 BILLION FOR ISRAEL AUTHORIZED BY P.L. 36-38 (SUPPLEMENTAL APPROPRIATIONS ACT, JULY 25, 1979).

E/ INCLUDES \$500.0 MILLION AUTHORIZED BY P.L. 91-441 AND APPROPRIATED BY P.L. 91-665 (SUPPLEMENTAL APPROPRIATIONS ACT, JANUARY 8, 1971) AND \$2,182.664 THOUSAND PURSUANT TO P.L. 93-199 (EMERGENCY SECURITY ASSISTANCE ACT, DECEMBER 26, 1973).

F/ EXCLUDES \$13.0 MILLION OF FY 1991 GRANTS ORIGINALLY ALLOCATED TO EL SALVADOR WHICH WERE TRANSFERRED TO THE FUND FOR CEASE-FIRE MONITORING, DEMOBILIZATION, AND TRANSITION TO PEACE PURSUANT TO SECTION 531 (F) OF P.L. 101-513.

TOTALS MAY NOT ADD DUE TO ROUNDING

\* LESS THAN \$500

THIS PAGE INTENTIONALLY LEFT BLANK



COMMERCIAL EXPORTS LICENSED UNDER ARMS EXPORT CONTROL ACT

(DOLLARS IN THOUSANDS)

	FY 1950	FY 1985	FY 1986	FY 1987	FY 1988	FY 1989	FY 1990
<b>WORLDWIDE</b>	23,862,516	3,700,479	6,475,610	4,823,478	8,446,535	6,215,959	
<b>EAST ASIA AND PACIFIC</b>	6,834,685	1,490,185	2,217,532	1,679,727	2,400,011	1,647,884	
AUSTRALIA	1,051,895	135,149	247,943	287,992	308,906	97,377	
BRUNEI	6,081	722	1,180	2,267	3,549	2,248	
CAMBODIA	5	-	-	-	-	-	
CANTON & ENDERBURY I	6	-	-	-	-	-	
CHINA	65,537	36,282	30,589	28,941	17,918	3,958	
FIJI	579	12	27	3	188	92	
FRENCH POLYNESIA (FR)	390	11	7	163	20	1	
HONG KONG (UK)	144,890	2,903	33,934	11,643	10,941	4,414	
INDONESIA	110,993	16,035	21,520	6,970	32,139	33,090	
JAPAN	3,047,670	681,320	928,591	573,973	1,531,030	893,598	
KIRIBATI (GILBERT IS)	2	3,394	-	-	-	-	
KOREA (SEOUL)	795,366	244,905	313,889	300,161	222,631	294,123	
LAOS	4	-	-	-	-	-	
MACAU	202	2	100	24	7	55	
MALAYSIA	362,501	54,784	29,670	16,582	32,584	15,729	
MYANMAR	15,392	550	2,800	28	702	-	
NAURU	236	-	-	-	-	-	
NEW CALEDONIA (FR)	3,187	-	21	3	-	8	
NEW ZEALAND	100,273	9,940	40,581	27,969	32,183	10,629	
NIUE	-	85	-	22	-	-	
NORFOLK ISLAND (AUST)	*	-	-	-	-	-	
PAPUA NEW GUINEA	647	229	20	3	*	*	
PITCAIRN (UK)	*	-	-	-	-	-	
REP OF PHILIPPINES	72,452	1,459	20,999	8,787	16,191	12,068	
SINGAPORE	243,813	65,100	129,432	164,592	81,217	98,422	
SOLOMON ISLANDS	107	-	-	18	-	-	
TAIWAN	689,882	228,400	210,000	195,069	84,753	149,963	
THAILAND	122,482	12,294	202,836	54,494	25,052	32,077	
TOKELAU	-	-	-	14	-	5	
TONGA	-	4	-	10	-	25	
TUVALU	9	-	-	-	-	-	
VANUATU	15	-	-	-	-	-	
VIETNAM	66	-	-	-	-	-	
WESTERN SAMOA	3	-	*	*	*	-	
<b>NEAR EAST AND SOUTH ASIA</b>	5,639,523	702,587	1,511,860	807,278	1,496,445	863,493	
AFGHANISTAN	597	-	-	-	-	-	
ALGERIA	75,992	2,310	8,877	5,647	4,566	1,049	
BAHRAIN	7,160	2,258	2,975	3,065	4,862	2,536	
BANGLADESH	4,570	396	7,695	195	1,465	1,004	
BHUTAN	3	-	4	-	-	204	
BR INDIAN OCEAN TERR	203	*	-	-	150	-	
EGYPT	231,793	58,114	55,420	73,119	252,535	205,962	

TOTALS MAY NOT ADD DUE TO ROUNDING \* LESS THAN \$500

COMMERCIAL EXPORTS LICENSED UNDER ARMS EXPORT CONTROL ACT

(DOLLARS IN THOUSANDS)

	FY 1991	FY 1992	FY 1993	FY 1994	FY 1995	FY 1950	FY 1995
5,165,782	2,667,219	3,808,085	2,098,686	3,620,117	70,884,465		
1,835,825	969,764	870,094	497,591	674,212	21,117,512		
71,292	49,474	136,150	3,716	7,598	2,397,491		
1,122	558	294	1	996	19,017		
2,594	436	-	-	-	186,312		
5	-	*	-	57	916		
15	-	65	-	10	672		
3,875	2,214	1,255	262	1,656	217,987		
6,762	18,134	4,025	839	1,230	251,737		
770,563	619,327	220,064	99,695	100,992	9,466,823		
612,714	82,441	121,794	121,781	11,190	3,120,995		
13	46	77	178	7	711		
16,897	3,100	7,458	2,906	2,288	544,500		
37	81	52	17	-	19,472		
9,731	9,049	1,866	1,327	242	236		
214	1,319	234	-	-	3,411		
1,325	1,915	723	789	1,671	243,790		
74,010	53,593	16,437	1,420	2,981	107		
-	10	-	-	165	*		
160,041	95,610	346,026	261,869	27,760	2,672		
104,610	32,457	13,570	2,786	515,357	138,379		
5	-	-	-	-	931,016		
-	-	3	-	-	300		
-	-	-	-	-	2,449,374		
-	-	-	-	-	1,118,012		
-	-	-	-	-	18		
-	-	-	-	-	48		
-	-	-	-	-	9		
-	-	-	-	-	15		
-	-	-	-	9	75		
-	-	-	-	-	4		
445,153	186,412	145,787	100,820	554,476	12,453,834		
1,372	1,311	368	-	9,283	597		
677	817	85	729	453	110,775		
1,309	137	200	47	19	25,615		
-	30	-	-	-	17,036		
-	-	-	-	-	240		
75,591	31,043	18,684	1,865	2,564	353		
					1,006,688		

TOTALS MAY NOT ADD DUE TO ROUNDING

\* LESS THAN \$500

COMMERCIAL EXPORTS LICENSED UNDER ARMS EXPORT CONTROL ACT (CONTINUED)

(DOLLARS IN THOUSANDS)

	FY 1950	FY 1985	FY 1986	FY 1987	FY 1988	FY 1989	FY 1990
<u>NEAR EAST AND SOUTH ASIA (CONTINUED)</u>							
INDIA	88,125		48,088	88,256	11,643	43,357	17,389
IRAN	670,767		-	-	-	-	-
IRAQ	374	1,178	-	-	526	894	1,652
ISRAEL	2,745,213	401,101	1,024,760	1,024,760	474,759	997,171	387,290
JORDAN	189,308	24,778	73,437	73,437	18,343	23,457	12,077
KUWAIT	58,267	6,841	3,870	3,870	2,883	1,512	3,469
LEBANON	17,140	609	115	115	31	192	120
LIBYA	31,318	-	-	-	-	-	-
MALDIVES	32	2	-	2	-	-	183
MOROCCO	93,659	4,809	8,696	8,696	10,109	8,082	2,775
NEPAL	128	5	2	2	1	12	-
OMAN	18,946	8,824	4,262	4,262	3,049	1,034	2,237
PAKISTAN	91,658	36,427	34,017	34,017	22,357	67,607	99,906
QATAR	13,137	936	277	277	3,379	292	5
SAUDI ARABIA	1,146,502	81,385	183,192	183,192	167,553	68,248	91,474
SRI LANKA	1,789	571	1,713	1,713	1,660	540	135
SYRIA	1,529	-	-	-	*	-	-
TUNISIA	95,840	1,499	9,539	9,539	107	621	466
UNITED ARAB EMIRATES	55,010	22,447	4,729	4,729	8,847	19,819	33,559
YEMEN	465	10	22	22	5	29	*
<u>EUROPE AND CANADA</u>							
ALBANIA	9,875,145	1,314,668	2,382,225	2,382,225	1,832,335	3,932,311	2,292,393
ANDORRA	6	30	-	7	11	4	279
AUSTRIA	37,547	2,926	9,079	9,079	20,823	11,684	6,768
BELGIUM	544,067	131,811	375,611	375,611	68,945	57,794	51,281
BULGARIA	1	-	-	-	-	18	-
CANADA	1,477,503	43,766	51,438	51,438	3,709	52,802	51,764
CROATIA	-	-	-	-	-	-	-
CYPRUS	416	679	59	59	411	173	680
CZECH REPUBLIC	-	-	-	-	-	-	-
CZECHOSLOVAKIA	-	-	-	-	-	-	-
DENMARK	159,757	20,832	33,106	33,106	42,365	32,613	12,413
ESTONIA	-	-	-	-	-	-	-
FAEROE ISLANDS	-	3	-	-	-	-	-
FINLAND	31,670	4,914	8,808	8,808	7,924	10,772	12,682
FRANCE	418,121	41,411	171,441	171,441	170,402	213,740	74,025
GERMANY	1,755,042	208,638	398,205	398,205	373,964	382,400	470,383
GIBRALTAR (UK)	34	-	-	-	-	61	-
GREECE	431,562	23,606	53,432	53,432	57,846	1,137,972	19,163
HUNGARY	-	-	-	-	-	-	-
ICELAND	983	51	11	11	71	44	11
IRELAND	4,130	371	417	417	1,595	693	438
ITALY	1,277,102	151,034	194,168	194,168	272,352	345,134	148,201

TOTALS MAY NOT ADD DUE TO ROUNDING

\* LESS THAN \$500

COMMERCIAL EXPORTS LICENSED UNDER ARMS EXPORT CONTROL ACT (CONTINUED)

(DOLLARS IN THOUSANDS)

	<u>FY 1991</u>	<u>FY 1992</u>	<u>FY 1993</u>	<u>FY 1994</u>	<u>FY 1995</u>	<u>FY 1950</u>	<u>FY 1995</u>
	62,210	4,503	10,440	83,141	3,164	460,316	670,767
	-	-	-	-	-	4,624	4,624
	169,133	27,872	41,799	1,174	3,232	6,273,504	346,477
	901	1,966	1,322	276	614	89,576	20,196
	2,276	7,372	1,703	621	761	31,318	607
	517	356	954	158	4	149,133	161
	-	-	-	-	-	46,150	391,329
	36	318	36	-	-	20,570	8,142
	14,935	3,468	479	1,319	802	113,368	193,662
	-	*	-	13	13	193,662	1,508
	2,841	1,544	1,709	131	1,573	2,469,592	8,142
	25,272	8,162	4,789	472	662	1,529	113,368
	1,343	572	530	40	60	193,662	1,508
	66,688	88,853	53,185	2,270	520,243	2,469,592	8,142
	319	844	332	7	231	1,529	113,368
	-	-	-	-	-	193,662	1,508
	1,173	496	480	2,912	235	113,368	1,508
	17,771	6,747	8,682	5,657	10,392	193,662	1,508
	790	3	12	-	171	1,508	1,508
	1,633,620	467,207	528,676	151,808	1,418,521	25,828,909	280
	-	-	-	-	1	280	183
	98	19	2	-	5	104,231	1,419,259
	3,947	7,483	1,142	1,693	1,138	522	1,827,349
	42,899	13,687	21,212	2,019	109,932	1	3,475
	500	-	3	-	-	553	427
	141,646	1,526	3,158	37	1	352,071	17
	-	-	-	-	1	17	3
	513	105	399	35	6	102,549	1,442,843
	2	45	38	45	424	4,097,639	96
	2	317	108	-	-	2,244,451	3,614
	7,548	9,386	32,262	740	1,049	3,614	8,656
	-	-	-	-	17	2,672,137	2,672,137
	-	-	-	-	-	2,672,137	2,672,137
	8,908	5,752	4,996	340	5,784	102,549	1,442,843
	206,113	65,425	18,332	4,801	59,033	4,097,639	96
	173,628	66,887	115,440	90,486	62,567	2,244,451	3,614
	1	-	-	-	-	2,244,451	3,614
	17,581	18,494	5,366	562	478,868	2,244,451	3,614
	768	213	609	24	2,000	3,614	8,656
	49	13	4	8	45	1,290	1,290
	149	214	346	193	110	8,656	8,656
	185,665	53,694	34,679	5,470	4,639	2,672,137	2,672,137

TOTALS MAY NOT ADD DUE TO ROUNDING \* LESS THAN \$500

COMMERCIAL EXPORTS LICENSED UNDER ARMS EXPORT CONTROL ACT (CONTINUED)

(DOLLARS IN THOUSANDS)

	FY 1950	FY 1985	FY 1986	FY 1987	FY 1988	FY 1989	FY 1990
<u>EUROPE AND CANADA (CONTINUED)</u>							
LIECHTENSTEIN	85	-	-	*	-	16	3
LUXEMBOURG	17,801	1,031	14,994	21	3,736	23,861	19,937
MALTA	204	-	-	-	-	1	2
MOLDOVA	-	-	-	-	-	-	-
MONACO	72	8	10	10	96	11	54
NETHERLANDS	511,680	117,750	147,440	147,440	97,006	154,676	100,739
NORWAY	252,827	51,831	51,831	61,715	102,137	107,536	47,504
POLAND	-	-	-	-	-	585	212
PORTUGAL	41,964	6,162	14,673	14,673	31,025	49,334	10,490
ROMANIA	5,136	16	-	*	-	-	-
RUSSIA	-	-	-	-	-	-	-
SAN MARINO	6	-	-	-	-	-	-
SLOVAKIA	-	-	-	-	-	-	-
SLOVENIA	-	-	-	-	-	-	-
SPAIN	449,653	43,517	106,405	106,405	116,192	123,968	46,464
SVALBARD & JAN MAYEN	119	232	1,751	1,751	1,199	42	51
SWEDEN	428,563	29,605	107,969	107,969	25,965	85,546	57,490
SWITZERLAND	399,364	35,467	62,635	62,635	62,459	78,935	165,456
TURKEY	118,430	23,813	67,947	67,947	47,464	342,653	220,302
UNION OF SOV SOC REP	10	11	-	11	-	-	-
UNITED KINGDOM	1,476,500	361,322	465,692	465,692	309,465	689,633	771,264
YUGOSLAVIA	34,791	13,839	35,182	35,182	15,174	29,605	4,337
<u>AFRICA</u>	<u>148,611</u>	<u>46,193</u>	<u>22,913</u>	<u>22,913</u>	<u>15,267</u>	<u>53,845</u>	<u>10,437</u>
ANGOLA	82	-	-	-	-	-	-
BENIN	1	-	-	-	-	-	-
BOTSWANA	754	26	5,159	5,159	1,773	20,245	1,516
BURKINA FASO	73	-	-	-	948	67	5
BURUNDI	346	-	-	-	-	-	189
CAMEROON	15,354	604	1,189	1,189	153	287	136
CAPE VERDE	-	-	-	-	-	-	1
CENTRAL AFRICAN REP	67	17	7	7	-	*	-
CHAD	573	34	-	-	-	24,378	297
COMOROS	-	-	-	-	-	-	-
CONGO	6	-	-	-	-	55	63
DJIBOUTI	11	*	4,125	4,125	2	-	42
EQUATORIAL GUINEA	*	-	-	-	-	-	-
ETHIOPIA	3,856	-	566	566	191	159	328
GABON	3,921	204	7	7	78	-	1
GAMBIA	300	7	-	-	2	28	19
GHANA	877	-	5	5	64	30	284
GUINEA	54	-	4	4	-	-	-
GUINEA-BISSAU	33	-	-	-	-	-	-
IVORY COAST	928	63	58	58	291	4	30

TOTALS MAY NOT ADD DUE TO ROUNDING

\* LESS THAN \$500

COMMERCIAL EXPORTS LICENSED UNDER ARMS EXPORT CONTROL ACT (CONTINUED)

(DOLLARS IN THOUSANDS)

	FY 1991	FY 1992	FY 1993	FY 1994	FY 1995	FY 1950	FY 1995
	14	-	7	2	-	127	
16,125	7,904	3,050	20	137	108,598		
7	-	57	5	13	298		
21	12	47	-	-	332		
54,295	27,991	7,861	2,487	3,643	1,225,569		
42,499	9,651	13,914	2,740	26,910	719,263		
-	27	88	4	2	918		
11,075	8,053	3,151	543	805	177,276		
-	17	75	492	11	5,163		
-	273	22	-	885	1,469		
-	-	-	-	5	300		
47,779	36,768	50,190	2,413	514,173	1,537,522		
107	42	-	-	141	143		
39,078	18,704	6,163	911	2,799	802,792		
96,667	9,158	1,847	775	2,455	915,217		
79,922	37,673	122,481	21,957	57,922	1,140,565		
454,386	67,677	81,625	13,007	83,000	4,773,571		
1,629	-	-	-	-	134,557		
15,835	4,490	1,721	226	1,553	321,092		
-	-	8	-	-	90		
2,325	1,417	34	-	-	35		
-	-	16	-	8	33,239		
24	4	-	-	-	1,093		
-	10	-	-	-	562		
-	-	-	-	-	17,733		
5	-	-	-	-	1		
1	1	-	-	-	96		
17	-	-	-	-	25,283		
-	19	*	*	3	17		
-	-	-	-	-	127		
-	-	-	-	-	4,199		
-	-	-	-	-	*		
-	7	52	3	-	3,856		
-	-	-	-	-	5,432		
57	4	35	-	1	387		
42	231	-	-	-	1,028		
-	-	-	-	-	709		
42	2	3	-	5	33		

EUROPE AND CANADA (CONTINUED)

LIECHTENSTEIN  
LUXEMBOURG  
MALTA  
MOLDOVA  
MONACO  
NETHERLANDS  
NORWAY  
POLAND  
PORTUGAL  
ROMANIA  
RUSSIA  
SAN MARINO  
SLOVAKIA  
SLOVENIA  
SPAIN  
SVALBARD & JAN MAYEN  
SWEDEN  
SWITZERLAND  
TURKEY  
UNION OF SOV SOC REP  
UNITED KINGDOM  
YUGOSLAVIA

AFRICA  
ANGOLA  
BENIN  
BOTSWANA  
BURKINA FASO  
BURUNDI  
CAMEROON  
CAPE VERDE  
CENTRAL AFRICAN REP  
CHAD  
COMOROS  
CONGO  
DJIBOUTI  
EQUATORIAL GUINEA  
ETHIOPIA  
GABON  
GAMBIA  
GHANA  
GUINEA  
GUINEA-BISSAU  
IVORY COAST

TOTALS MAY NOT ADD DUE TO ROUNDING \* LESS THAN \$500

COMMERCIAL EXPORTS LICENSED UNDER ARMS EXPORT CONTROL ACT (CONTINUED)

(DOLLARS IN THOUSANDS)

	<u>FY 1950</u>	<u>FY 1985</u>	<u>FY 1986</u>	<u>FY 1987</u>	<u>FY 1988</u>	<u>FY 1989</u>	<u>FY 1990</u>
<u>AFRICA (CONTINUED)</u>							
KENYA	7,482		7,213	495	4,583	390	675
LESOTHO	33		-	-	-	-	-
LIBERIA	2,550		-	1	8	1	-
MADAGASCAR	574		-	-	-	-	233
MALAWI	10		-	-	*	-	-
MALI	30		-	3	-	-	-
MAURITANIA	229		3	-	-	455	-
MAURITIUS	161		-	2	-	167	83
MOZAMBIQUE	487		26	2	89	225	-
NAMIBIA	-		-	*	-	1,073	65
NIGER	363		45	1,890	950	521	128
NIGERIA	58,588		37,452	5,969	3,239	534	5,711
REUNION (FR)	5		-	-	-	31	46
RWANDA	9		1	-	-	-	-
SENEGAL	326		7	2	-	55	15
SEYCHELLES	42		-	*	-	-	-
SIERRA LEONE	58		-	-	-	-	-
SOMALIA	122		3	177	2	1,859	-
SOUTH AFRICA	24,518		148	2,145	127	-	-
ST HELENA (UK)	*		-	-	-	-	-
SUDAN	13,822		1	120	101	1,726	33
SWAZILAND	113		-	-	-	-	-
TANZANIA	3,132		22	54	346	84	-
TOGO	118		-	66	1,142	244	-
UGANDA	500		-	270	82	90	-
WESTERN SAHARA	-		-	-	21	-	-
ZAIRE	5,806		29	51	509	174	44
ZAMBIA	1,529		49	208	119	663	448
ZIMBABWE	766		241	343	449	299	46
	891,446		110,569	163,125	378,561	521,022	228,792
<u>AMERICAN REPUBLICS</u>							
ANGUILLA	-		1	-	204	-	-
ANTIGUA & BARBUDA	76		1	1	-	-	1
ARGENTINA	135,694		3,714	12,788	5,816	13,484	4,345
ARUBA	-		-	-	-	-	-
BAHAMAS	672		25	141	63	109	109
BARBADOS	235		339	82	125	48	50
BELIZE	538		199	1	4	24	8
BERMUDA	1,403		46	37	1,106	56	64
BOLIVIA	5,250		1,029	283	822	859	270
BR VIRGIN ISLAND (UK)	74		4	276	*	-	-
BRAZIL	143,363		28,943	68,118	30,981	68,533	17,744
CAYMAN ISLANDS (UK)	428		1	108	12	1,175	64
CHILE	9,886		2,017	1,416	666	344	165

TOTALS MAY NOT ADD DUE TO ROUNDING

\* LESS THAN \$500

COMMERCIAL EXPORTS LICENSED UNDER ARMS EXPORT CONTROL ACT (CONTINUED)

(DOLLARS IN THOUSANDS)

	FY 1991	FY 1992	FY 1993	FY 1994	FY 1995	FY 1950 FY 1995
	94	28	218	-	35	21,210
	-	-	-	-	-	33
	-	-	-	-	-	2,559
	-	2	-	-	-	809
	-	-	-	-	-	11
	2	1	1	-	2	39
	16	2	-	-	-	705
	4	171	-	4	220	812
	385	59	*	-	-	1,274
	153	103	240	1	38	1,673
	1	-	27	49	-	3,974
	2,399	1,807	1,001	108	9	116,816
	28	-	-	-	-	109
	-	-	-	-	-	10
	125	343	-	-	-	873
	-	-	-	-	-	42
	20	4	-	-	-	82
	-	-	-	-	-	2,163
	-	-	-	32	425	27,395
	*	-	-	-	-	1
	15	41	-	-	-	15,859
	8	4	-	-	-	126
	91	3	1	2	-	3,735
	90	-	20	-	-	1,680
	9,707	18	20	12	-	10,700
	-	-	-	-	-	21
	-	-	-	-	-	6,613
	57	39	21	13	800	3,944
	128	169	25	3	7	2,476
	198,925	144,498	41,648	53,009	90,545	2,822,141
	-	-	6	-	-	211
	4,035	3,123	1,353	514	15,967	81
	-	-	7	-	5	200,834
	3,603	173	202	2	-	12
	69	137	20	*	47	5,099
	15	40	17	95	22	1,153
	30	63	13	12	23	962
	1,753	350	86	82	8,375	2,852
	10	*	-	-	-	19,160
	8,951	10,028	6,974	1,323	1,074	364
	30	95	15	4	17	386,033
	738	1,901	3,405	242	1,486	1,948
						22,264

AFRICA (CONTINUED)

KENYA  
 LESOTHO  
 LIBERIA  
 MADAGASCAR  
 MALAWI  
 MALI  
 MAURITANIA  
 MAURITIUS  
 MOZAMBIQUE  
 NAMIBIA  
 NIGER  
 NIGERIA  
 REUNION (FR)  
 RWANDA  
 SENEGAL  
 SEYCHELLES  
 SIERRA LEONE  
 SOMALIA  
 SOUTH AFRICA  
 ST HELENA (UK)  
 SUDAN  
 SWAZILAND  
 TANZANIA  
 TOGO  
 UGANDA  
 WESTERN SAHARA  
 ZAIRE  
 ZAMBIA  
 ZIMBABWE

AMERICAN REPUBLICS

ANGUILLA  
 ANTIGUA & BARBUDA  
 ARGENTINA  
 ARUBA  
 BAHAMAS  
 BARBADOS  
 BELIZE  
 BERMUDA  
 BOLIVIA  
 BR VIRGIN ISLAND (UK)  
 BRAZIL  
 CAYMAN ISLANDS (UK)  
 CHILE

TOTALS MAY NOT ADD DUE TO ROUNDING \* LESS THAN \$500



COMMERCIAL EXPORTS LICENSED UNDER ARMS EXPORT CONTROL ACT (CONTINUED)

(DOLLARS IN THOUSANDS)

	FY 1950	FY 1985	FY 1986	FY 1987	FY 1988	FY 1989	FY 1990
<u>AMERICAN REPUBLICS (CONTINUED)</u>							
COLOMBIA	82,754		13,028	1,686	2,331	2,522	1,548
COSTA RICA	11,147		256	190	197	215	193
DOMINICA	22		1	2	1,092	-	1
DOMINICAN REPUBLIC	4,903		546	509	760	864	2,212
ECUADOR	32,071		2,492	10,441	2,874	6,165	1,178
EL SALVADOR	10,360		836	408	88	315	317
FALKLAND ISLANDS (UK)	19		395	-	-	-	-
FRENCH GUIANA (FR)	25,182		18,288	168	170,470	265,847	126,776
GREENLAND (DEN)	29		-	-	14	-	-
GRENADA	23		20	15	-	5	10
GUADELOUPE (FR)	32		-	-	-	-	-
GUATEMALA	6,027		98	291	560	2,104	6,991
GUYANA	1,684		31	3	6	15,094	80
HAITI	2,498		3	20	*	-	104
HONDURAS	10,280		1,254	944	1,249	1,542	1,841
JAMAICA	2,189		209	500	522	441	182
MARTINIQUE (FR)	17		-	*	15	2	-
MEXICO	41,270		16,390	10,620	44,399	41,591	47,372
MONTERRAT (UK)	9		1	-	2	-	-
NETH ANTILLES (NE)	2,103		5	92	127	38	272
NICARAGUA	4,301		4	2	1	1	-
PANAMA	46,859		722	339	92	4,355	2,070
PARAGUAY	3,210		3,479	45	21,600	4	1,019
PERU	114,658		2,984	12,551	5,688	1,244	1,626
ST KITTS AND NEVIS	2		*	-	-	-	*
ST LUCIA	29		4	2	2	4	2
ST PIERRE + MIQUELON	2		-	-	-	-	-
ST VINCENT + GREN.	6		4	-	2	*	-
SURINAME	142		-	-	1	4	294
TRINIDAD - TOBAGO	3,141		571	494	7	59	102
TURKS & CAICOS (UK)	58		-	-	-	-	-
URUGUAY	3,228		269	707	504	913	751
VENEZUELA	185,573		12,360	39,846	86,161	93,060	11,029
NON REGIONAL	-		-	-	-	-	1,136,992
CLASSIFIED TOTALS A/	-		-	-	-	-	1,136,992
<u>INTERNATIONAL ORGANIZATIONS</u>	473,105		36,277	177,954	110,309	42,901	35,968

NOTE: THIS TABLE SHOWS THE TOTAL DOLLAR VALUE OF EXPORTS MADE AGAINST LICENSES GRANTED BY THE DEPARTMENT OF STATE FOR THE EXPORT OF DEFENSE ARTICLES TO FOREIGN GOVERNMENTS BY U.S. COMMERCIAL ENTITIES. THESE DATA ARE COMPILED BY THE OFFICE OF DEFENSE TRADE CONTROLS, DEPARTMENT OF STATE, FROM INFORMATION PROVIDED BY THE U.S. CUSTOMS SERVICE.

A/ FOR FURTHER INFORMATION, SEE THE CLASSIFIED ANNEX TO THE CONGRESSIONAL PRESENTATION DOCUMENT FOR FOREIGN OPERATIONS.

TOTALS MAY NOT ADD DUE TO ROUNDING \* LESS THAN \$500

COMMERCIAL EXPORTS LICENSED UNDER ARMS EXPORT CONTROL ACT (CONTINUED)

(DOLLARS IN THOUSANDS)

FY 1991	FY 1992	FY 1993	FY 1994	FY 1995	FY 1950 FY 1995
1,077	2,164	10,808	1,021	1,863	120,802
494	213	301	97	695	13,998
-	3	1	1	*	1,123
228	113	637	393	15	11,180
12,608	2,897	1,653	175	681	73,236
140	297	109	258	2,969	16,097
-	-	-	-	-	414
118,525	100,855	355	28	1,981	828,476
-	-	-	-	-	43
4	-	12	-	*	89
-	-	-	-	-	32
257	132	21	105	249	16,835
5	7	5	-	38	16,954
135	*	-	-	-	2,760
245	594	152	6	378	18,484
540	362	215	110	48	5,319
*	-	-	-	-	34
30,818	12,893	11,459	47,831	13,274	317,917
-	5	-	-	-	17
183	42	64	1	-	2,927
-	206	43	-	-	4,558
644	214	410	60	253	56,019
234	131	172	178	742	30,814
668	947	594	128	19,079	160,167
-	-	12	-	*	15
-	7	-	-	1	51
-	-	-	-	-	2
-	-	-	-	52	65
1	21	1	3	30	498
82	117	49	12	50	4,683
4	*	-	-	*	62
772	2,128	808	16	119	10,215
12,026	4,239	1,665	310	21,012	467,280
1,007,848	886,577	2,217,149	1,294,090	875,290	7,417,946
1,007,848	886,577	2,217,149	1,294,090	875,290	7,417,946
28,575	8,272	3,010	1,141	5,520	923,033

AMERICAN REPUBLICS (CONTINUED)  
 COLOMBIA  
 COSTA RICA  
 DOMINICA  
 DOMINICAN REPUBLIC  
 ECUADOR  
 EL SALVADOR  
 FALKLAND ISLANDS (UK)  
 FRENCH GUIANA (FR)  
 GREENLAND (DEN)  
 GRENADA  
 GUADELOUPE (FR)  
 GUATEMALA  
 GUYANA  
 HAITI  
 HONDURAS  
 JAMAICA  
 MARTINIQUE (FR)  
 MEXICO  
 MONTERRAT (UK)  
 NETH ANTILLES (NE)  
 NICARAGUA  
 PANAMA  
 PARAGUAY  
 PERU  
 ST KITTS AND NEVIS  
 ST LUCIA  
 ST PIERRE + MIQUELON  
 ST VINCENT + GREN.  
 SURINAME  
 TRINIDAD - TOBAGO  
 TURKS & CAICOS (UK)  
 URUGUAY  
 VENEZUELA  
 NON REGIONAL  
 CLASSIFIED TOTALS A/  
 INTERNATIONAL ORGANIZATIONS

TOTALS MAY NOT ADD DUE TO ROUNDING \* LESS THAN \$500

MAP MERGER FUNDS

(DOLLARS IN THOUSANDS)

	FY 1950	FY 1985	FY 1986	FY 1987	FY 1988	FY 1989	FY 1990
WORLDWIDE		1,856,726	745,089	891,550	658,859	419,789	-
EAST ASIA AND PACIFIC		53,500	93,352	160,000	145,000	143,049	-
FIJI	-	-	287	-	-	-	-
INDONESIA	-	-	-	10,000	-	1,000	-
REP OF PHILIPPINES	25,000	88,280	88,280	100,000	125,000	124,107	-
THAILAND	28,500	4,785	4,785	50,000	20,000	17,942	-
NEAR EAST AND SOUTH ASIA		152,750	73,689	105,441	91,490	621	-
JORDAN	-	-	-	39,941	26,396	-	-
MOROCCO	95,000	33,495	33,495	32,000	37,628	-	-
NEPAL	-	-	-	-	-	500	-
TUNISIA	46,750	38,280	38,280	32,500	26,466	-	-
YEMEN	11,000	1,914	1,914	1,000	1,000	121	-
EUROPE AND CANADA		658,300	272,745	392,059	266,000	99,250	-
FINLAND	300	-	-	-	-	-	-
GREECE	-	-	-	-	30,000	30,000	-
PORTUGAL	146,000	B/	66,990	80,000	80,000	-	-
TURKEY	512,000	205,755	205,755	312,059	156,000	69,250	-
AFRICA		379,415	87,154	33,221	22,536	24,268	-
BOTSWANA	6,000	-	3,650	1,800	72	475	-
CAMEROON	-	-	-	473	-	-	-
CAPE VERDE	-	-	-	-	-	35	-
CENTRAL AFRICAN REP	-	-	-	483	95	-	-
CHAD	6,890	B/	5,742	9,000	5,500	1,987	-
DJIBOUTI	5,975	1,914	1,914	1,229	1,000	521	-
EQUATORIAL GUINEA	-	957	957	242	116	165	-
GAMBIA	-	-	-	250	204	200	-
GHANA	-	300	300	125	-	-	-
GUINEA	4,500	1,914	1,914	1,000	500	150	-
GUINEA-BISSAU	-	300	300	116	300	108	-
IVORY COAST	1,000	-	-	-	-	-	-
KENYA	50,500	19,140	19,140	7,899	5,050	15,000	-
LIBERIA	35,000	4,147	4,147	-	-	-	-
MADAGASCAR	2,050	1,435	1,435	500	49	-	-
MALAWI	1,500	957	957	500	500	1,176	-
MALI	-	700	700	-	-	-	-
MAURITANIA	-	750	750	370	476	-	-
NIGER	9,000	4,228	4,228	2,700	990	225	-
RWANDA	-	750	750	-	-	-	-
SAO TOME & PRINCIPE	-	-	-	-	175	140	-
SENEGAL	6,450	3,270	3,270	2,294	1,050	494	-
SEYCHELLES	-	-	-	-	-	225	-
SIERRA LEONE	750	885	885	308	20	218	-

TOTALS MAY NOT ADD DUE TO ROUNDING

\* LESS THAN \$500

MAP MERGER FUNDS  
(DOLLARS IN THOUSANDS)

FY 1991	FY 1992	FY 1993	FY 1994	FY 1995	FY 1950 FY 1995	
-	-	-	-	-	4,572,013	A/D/ WORLDWIDE
-	-	-	-	-	594,901	EAST ASIA AND PACIFIC
-	-	-	-	-	287	FIJI
-	-	-	-	-	11,000	INDONESIA
-	-	-	-	-	462,387	REP OF PHILIPPINES
-	-	-	-	-	121,227	THAILAND
-	-	-	-	-	423,991	NEAR EAST AND SOUTH ASIA
-	-	-	-	-	66,337	JORDAN
-	-	-	-	-	198,123	MOROCCO
-	-	-	-	-	500	NEPAL
-	-	-	-	-	143,996	TUNISIA
-	-	-	-	-	15,035	YEMEN
-	-	-	-	-	1,688,354	EUROPE AND CANADA
-	-	-	-	-	300	FINLAND
-	-	-	-	-	60,000	GREECE
-	-	-	-	-	372,990	PORTUGAL
-	-	-	-	-	1,255,064	TURKEY
-	-	-	-	-	546,594	AFRICA
-	-	-	-	-	11,997	BOTSWANA
-	-	-	-	-	473	CAMEROON
-	-	-	-	-	35	CAPE VERDE
-	-	-	-	-	578	CENTRAL AFRICAN REP
-	-	-	-	-	29,119	CHAD
-	-	-	-	-	10,639	DJIBOUTI
-	-	-	-	-	1,480	EQUATORIAL GUINEA
-	-	-	-	-	654	GAMBIA
-	-	-	-	-	425	GHANA
-	-	-	-	-	8,064	GUINEA
-	-	-	-	-	824	GUINEA-BISSAU
-	-	-	-	-	1,000	IVORY COAST
-	-	-	-	-	97,589	KENYA
-	-	-	-	-	39,147	LIBERIA
-	-	-	-	-	4,034	MADAGASCAR
-	-	-	-	-	4,633	MALAWI
-	-	-	-	-	700	MALI
-	-	-	-	-	1,596	MAURITANIA
-	-	-	-	-	17,143	NIGER
-	-	-	-	-	750	RWANDA
-	-	-	-	-	315	SAO TOME & PRINCIPE
-	-	-	-	-	13,558	SENEGAL
-	-	-	-	-	225	SEYCHELLES
-	-	-	-	-	2,181	SIERRA LEONE

TOTALS MAY NOT ADD DUE TO ROUNDING \* LESS THAN \$500

MAP MERGER FUNDS

(DOLLARS IN THOUSANDS)

	FY 1950	FY 1985	FY 1986	FY 1987	FY 1988	FY 1989	FY 1990
<b>AFRICA (CONTINUED)</b>							
SOMALIA C/	95,000		19,140	1,034	3,314	-	-
SUDAN C/	133,000		10,276	-	-	-	-
TANZANIA	-		-	-	-	50	-
TOGO	300		-	-	125	75	-
UGANDA	-		-	-	-	25	-
ZAIRE C/	21,500		6,699	2,897	3,000	3,000	-
<b>AMERICAN REPUBLICS</b>							
ANTIGUA & BARBUDA	612,761		218,149	200,829	133,832	152,600	-
BARBADOS	1,456		1,813	600	195	332	-
BELIZE	375		1,097	550	80	100	-
BOLIVIA	1,000		479	500	250	500	-
COLOMBIA	3,000		1,435	1,000	-	5,000	-
COSTA RICA	-		4,207	4,500	3,044	7,090	-
DOMINICA	24,500		2,393	1,260	-	-	-
DOMINICAN REPUBLIC	1,852		336	900	130	205	-
ECUADOR	9,150		3,828	2,500	541	-	-
EL SALVADOR	2,000		-	4,000	-	4,000	-
GUATEMALA	343,500		120,367	110,000	80,000	79,635	-
HAITI	6,264		546	825	127	-	-
HONDURAS	-		5,000	5,000	9,000	8,897	-
JAMAICA	600		1,664	669	-	-	-
PANAMA	181,300		60,114	60,000	40,000	39,521	-
PERU	14,610		7,656	3,000	-	3,479	-
ST KITTS AND NEVIS	18,000		3,828	2,900	-	-	-
ST LUCIA	2,662		408	750	170	155	-
ST VINCENT + GREN.	1,453		341	725	130	120	-
TRINIDAD - TOBAGO	1,040		2,637	650	165	467	-
URUGUAY	-		-	500	-	100	-
						500	

NOTE: IN THE FY 1982 EDITION OF THIS BOOKLET, MAP MERGER FUNDS WERE INCLUDED IN THE MILITARY ASSISTANCE PROGRAM TOTALS. HENCEFORTH, MAP MERGER FUNDS WILL BE DISPLAYED SEPARATELY.

A/ P.L. 102-391, DATED OCTOBER 6, 1992, RESCINDED \$25.586 MILLION IN FOREIGN MILITARY FINANCING GRANTS AND MAP MERGER FUNDS OF \$20.164 MILLION, FOR A TOTAL OF \$45.75 MILLION. SEE SECDEF/USDP/DSAA MESSAGE, DTG 070726Z JAN 93, FOR DETAILS CONCERNING MAP MERGER RESCISSIONS.

B/ MAP MERGER FUNDS FOR PORTUGAL OF \$6.5 MILLION IN FY 1982, \$25.0 MILLION IN FY 1983, \$10.0 MILLION IN FY 1984, AND FOR CHAD \$110 THOUSAND IN FY 1984, ARE INCLUDED IN THE MILITARY ASSISTANCE PROGRAM.

C/ P.L. 102-298, DATED JUNE 4, 1992, RESCINDED A TOTAL OF \$12.51 MILLION IN MAP MERGER FUNDS FOR THE FOLLOWING COUNTRIES: LIBERIA \$951,898.09; SOMALIA \$6,238,744.86; SUDAN \$4,746,735.60; ZAIRE \$572,621.45.

D/ IN FY 1994, P.L. 103-211 RESCINDED \$91,721 THOUSAND OF FOREIGN MILITARY FINANCING AND MAP MERGER FUNDS INVOLVING 29 COUNTRIES AND INTERNATIONAL ORGANIZATIONS AS FOLLOWS: FOREIGN MILITARY FINANCING FUNDS OF \$90,282 THOUSAND AND MAP MERGER FUNDS OF \$439 THOUSAND. SECDEF MESSAGE DTG 261745Z APRIL 1994, SUBJECT: FY 1994 FOREIGN MILITARY FINANCING (FMF) RESCISSION, PROVIDES DETAILS REGARDING COUNTRIES AND FISCAL YEARS AFFECTED BY THIS RESCISSION.

TOTALS MAY NOT ADD DUE TO ROUNDING \* LESS THAN \$500

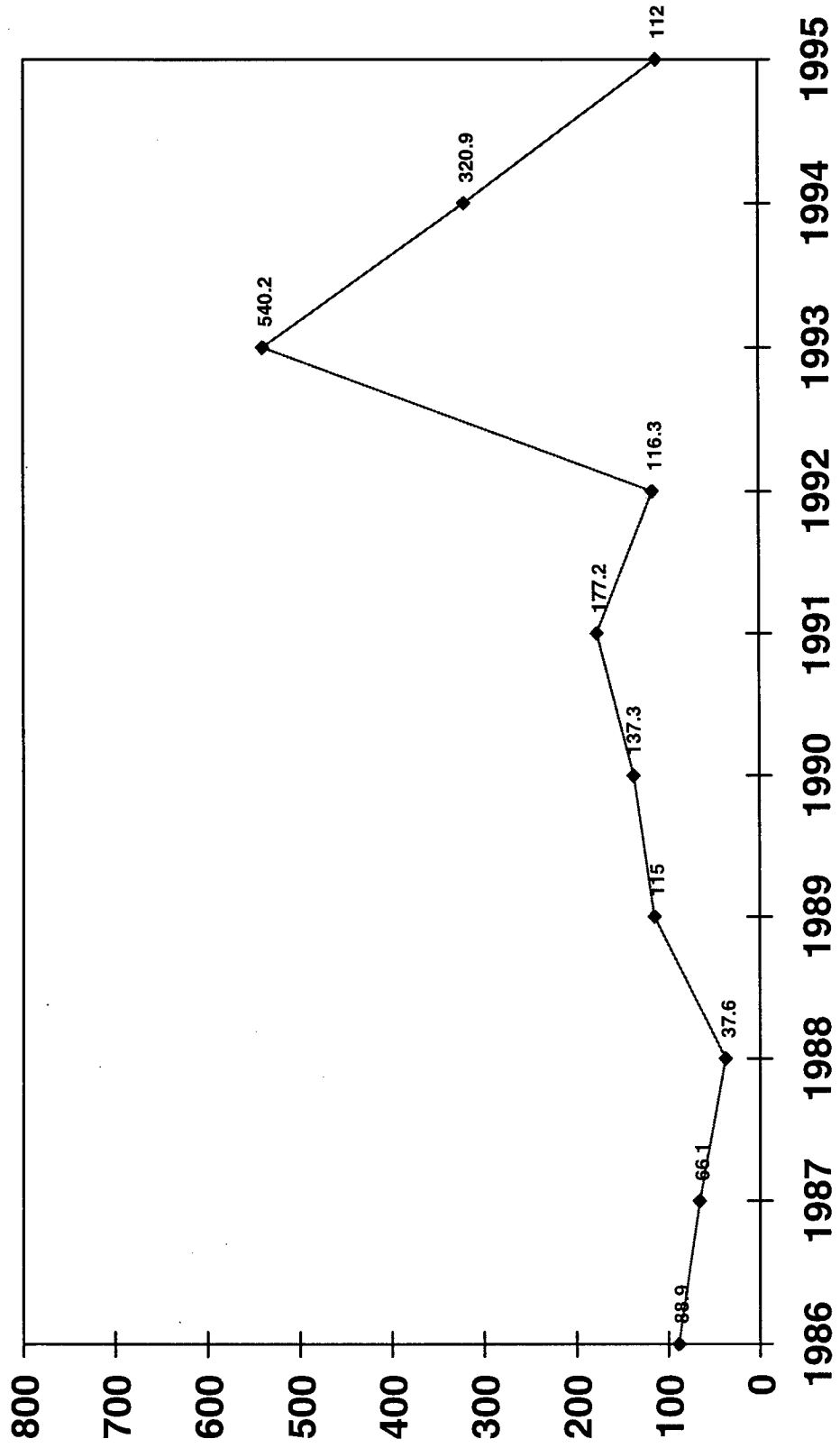
MAP MERGER FUNDS  
(DOLLARS IN THOUSANDS)

	<u>FY 1991</u>	<u>FY 1992</u>	<u>FY 1993</u>	<u>FY 1994</u>	<u>FY 1995</u>	<u>FY 1950</u>	<u>FY 1995</u>
<u>AFRICA (CONTINUED)</u>							
SOMALIA C/	-	-	-	-	-	118,489	
SUDAN C/	-	-	-	-	-	143,276	
TANZANIA	-	-	-	-	-	50	
TOGO	-	-	-	-	-	500	
UGANDA	-	-	-	-	-	25	
ZAIRE C/	-	-	-	-	-	37,096	
<u>AMERICAN REPUBLICS</u>							
ANTIGUA & BARBUDA	-	-	-	-	-	1,318,172	
BARBADOS	-	-	-	-	-	4,396	
BELIZE	-	-	-	-	-	2,202	
BOLIVIA	-	-	-	-	-	2,729	
COLOMBIA	-	-	-	-	-	10,435	
COSTA RICA	-	-	-	-	-	18,841	
DOMINICA	-	-	-	-	-	28,153	
DOMINICAN REPUBLIC	-	-	-	-	-	3,423	
ECUADOR	-	-	-	-	-	16,019	
EL SALVADOR	-	-	-	-	-	10,000	
GRENADA	-	-	-	-	-	733,502	
GUATEMALA	-	-	-	-	-	7,762	
HAITI	-	-	-	-	-	27,897	
HONDURAS	-	-	-	-	-	2,933	
JAMAICA	-	-	-	-	-	380,935	
PANAMA	-	-	-	-	-	28,745	
PERU	-	-	-	-	-	24,728	
ST KITTS AND NEVIS	-	-	-	-	-	2,500	
ST LUCIA	-	-	-	-	-	4,145	
ST VINCENT + GREN.	-	-	-	-	-	2,769	
TRINIDAD - TOBAGO	-	-	-	-	-	4,959	
URUGUAY	-	-	-	-	-	100	
	-	-	-	-	-	1,000	

TOTALS MAY NOT ADD DUE TO ROUNDING

\* LESS THAN \$500

**MILITARY ASSISTANCE PROGRAM**  
**INCLUDES MASF, EMERGENCY DRAWDOWNS, AND OTHER GRANT ASSISTANCE**  
(Dollars in Millions)



MILITARY ASSISTANCE PROGRAM  
 INCLUDES MASF, EMERGENCY DRAWDOWNS, AND OTHER GRANT ASSISTANCE; EXCLUDES TRAINING

(DOLLARS IN THOUSANDS)

	FY 1985	FY 1986	FY 1987	FY 1988	FY 1989	FY 1990
WORLDWIDE	54,637,504	88,854	66,111	37,618	114,970	137,300
EAST ASIA AND PACIFIC	28,996,349	10,000	-	-	-	10,000
CAMBODIA	1,177,163	-	-	-	-	-
INDOCHINA	708,977	-	-	-	-	-
INDONESIA	192,322	-	-	-	-	-
JAPAN	810,276	-	-	-	-	-
KOREA (SEOUL) A/	5,471,719	-	-	-	-	-
LAOS A/	1,460,076	-	-	-	-	-
MYANMAR	72,134	-	-	-	-	-
REP OF PHILIPPINES A/	606,165	10,000 C/	-	-	-	10,000 C/
TAIWAN	2,554,637	-	-	-	-	-
THAILAND A/	1,169,030	-	-	-	-	-
VIETNAM A/	14,773,851	-	-	-	-	-
NEAR EAST AND SOUTH ASIA	2,167,197	-	-	-	-	74,000
AFGHANISTAN	2	-	-	-	-	-
BANGLADESH	-	-	-	-	-	-
EGYPT	-	-	-	-	-	-
INDIA	90,256	-	-	-	-	-
IRAN	766,733	-	-	-	-	-
IRAQ	45,208	-	-	-	-	-
ISRAEL	-	-	-	-	-	-
JORDAN	489,891	-	-	-	-	-
LEBANON	13,585	-	-	-	-	-
LIBYA	12,624	-	-	-	-	-
MOROCCO	29,600	-	-	-	-	-
NEPAL	1,678	-	-	-	-	-
PAKISTAN	650,281	-	-	-	-	-
SAUDI ARABIA	23,868	-	-	-	-	-
SRI LANKA	3,167	-	-	-	-	-
TUNISIA	40,304	-	-	-	-	-
EUROPE AND CANADA	18,835,843	-	-	-	-	-
AUSTRIA	96,310	-	-	-	-	-
BELGIUM	1,203,784	-	-	-	-	-
DENMARK	587,274	-	-	-	-	-
FRANCE	4,045,066	-	-	-	-	-
GERMANY	884,774	-	-	-	-	-
GREECE	1,673,183	-	-	-	-	-
HUNGARY	-	-	-	-	-	-
ITALY	2,243,742	-	-	-	-	-
LUXEMBOURG	7,753	-	-	-	-	-
NETHERLANDS	1,178,056	-	-	-	-	-
NORWAY	862,177	-	-	-	-	-

TOTALS MAY NOT ADD DUE TO ROUNDING

\* LESS THAN \$500



MILITARY ASSISTANCE PROGRAM  
 INCLUDES MASF, EMERGENCY DRAWDOWNS, AND OTHER GRANT ASSISTANCE; EXCLUDES TRAINING  
 (DOLLARS IN THOUSANDS)

	<u>FY 1991</u>	<u>FY 1992</u>	<u>FY 1993</u>	<u>FY 1994</u>	<u>FY 1995</u>	<u>FY 1950</u>
	177,245	116,269	540,210	320,900	112,000	56,348,980
	7,245	3,861	-	-	-	29,027,455
	-	-	-	-	-	1,177,163
	-	-	-	-	-	708,977
	-	-	-	-	-	192,322
	-	-	-	-	-	810,276
	-	-	-	-	-	5,471,719
	-	-	-	-	-	1,460,076
	-	-	-	-	-	72,134
	7,245	3,861	-	-	-	637,271
	-	-	-	-	-	2,554,637
	-	-	-	-	-	1,169,030
	-	-	-	-	-	14,773,851
	63,000	52,000	491,100	179,400	80,000	3,106,697
	20,000 C/	-	-	-	-	2
	-	-	-	13,500 C/	-	20,000
	-	-	-	-	-	13,500
	-	-	-	-	-	90,256
	-	-	-	-	-	766,733
	-	-	-	-	-	45,208
	43,000 C/	47,000 C/	491,100 C/	165,900 C/	80,000 C/	901,000
	-	-	-	-	-	489,891
	-	-	-	-	-	13,585
	-	-	-	-	-	12,624
	-	-	-	-	-	29,600
	-	-	-	-	-	1,678
	-	5,000 C/	-	-	-	655,281
	-	-	-	-	-	23,868
	-	-	-	-	-	3,167
	-	-	-	-	-	40,304
	107,000	-	7,000	-	-	18,949,843
	-	-	-	-	-	96,310
	-	-	-	-	-	1,203,784
	-	-	-	-	-	587,274
	-	-	-	-	-	4,045,066
	-	-	-	-	-	884,774
	-	-	7,000	-	-	1,673,183
	-	-	-	-	-	7,000
	-	-	-	-	-	2,243,742
	-	-	-	-	-	7,753
	-	-	-	-	-	1,178,056
	-	-	-	-	-	862,177

MILITARY ASSISTANCE PROGRAM (CONTINUED)  
 INCLUDES MASF, EMERGENCY DRAWDOWNS, AND OTHER GRANT ASSISTANCE; EXCLUDES TRAINING

(DOLLARS IN THOUSANDS)

	<u>FY 1950</u>	<u>FY 1985</u>	<u>FY 1986</u>	<u>FY 1987</u>	<u>FY 1988</u>	<u>FY 1989</u>	<u>FY 1990</u>
<u>EUROPE AND CANADA (CONTINUED)</u>							
PORTUGAL	523,068 B/	-	-	-	-	-	-
SPAIN	689,894	-	-	-	-	-	-
TURKEY	3,138,340	-	-	-	-	-	-
UNITED KINGDOM	1,012,855	-	-	-	-	-	-
YUGOSLAVIA	689,570	-	-	-	-	-	-
<u>AFRICA</u>	243,171	10,000	10,000	21,000	-	-	-
BENIN	55	-	-	-	-	-	-
BURKINA FASO	57	-	-	-	-	-	-
CAMEROON	239	-	-	-	-	-	-
CHAD	23,166 B/	10,000 C/	10,000 C/	21,000 C/	-	-	-
ETHIOPIA	182,948	-	-	-	-	-	-
GUINEA	810	-	-	-	-	-	-
IVORY COAST	54	-	-	-	-	-	-
LIBERIA	6,249	-	-	-	-	-	-
MALI	1,865	-	-	-	-	-	-
NIGER	52	-	-	-	-	-	-
RWANDA	-	-	-	-	-	-	-
SENEGAL	2,646	-	-	-	-	-	-
SUDAN	1,721	-	-	-	-	-	-
ZAIRE	23,308	-	-	-	-	-	-
<u>AMERICAN REPUBLICS</u>	737,290	20,000	20,000	-	-	75,000	53,300
ARGENTINA	34,020	-	-	-	-	-	-
BELIZE	-	-	-	-	-	-	500 E/
BOLIVIA	32,424	-	-	-	-	-	7,800 E/
BRAZIL	207,163	-	-	-	-	-	-
CHILE	80,468	-	-	-	-	-	-
COLOMBIA	83,162	-	-	-	-	65,000 C/	20,000 E/
COSTA RICA	930	-	-	-	-	-	-
CUBA	8,552	-	-	-	-	-	-
DOMINICAN REPUBLIC	21,549	-	-	-	-	-	-
ECUADOR	31,994	-	-	-	-	-	3,000 E/
EL SALVADOR	74,238	-	-	-	-	-	-
GUATEMALA	16,247	-	-	-	-	-	-
HAITI	2,427	-	-	-	-	-	-
HONDURAS	5,918	20,000 C/	-	-	-	10,000 C/	5,000 E/
JAMAICA	1,053	-	-	-	-	-	17,000 E/
MEXICO	7	-	-	-	-	-	-
NICARAGUA	7,668	-	-	-	-	-	-
PANAMA	4,392	-	-	-	-	-	-
PARAGUAY	9,325	-	-	-	-	-	-
PERU	74,952	-	-	-	-	-	-

TOTALS MAY NOT ADD DUE TO ROUNDING

\* LESS THAN \$500

INCLUDES MASF, EMERGENCY DRAWDOWNS, AND OTHER GRANT ASSISTANCE; EXCLUDES TRAINING

MILITARY ASSISTANCE PROGRAM (CONTINUED)

(DOLLARS IN THOUSANDS)

FY 1991	FY 1992	FY 1993	FY 1994	FY 1995	FY 1950	FY 1995
-	-	-	-	-	523,068	-
-	-	-	-	-	689,894	-
107,000 D/	-	-	-	-	3,245,340	-
-	-	-	-	-	1,012,855	-
-	-	-	-	-	689,570	-
-	10,000	-	75,000	-	359,171	-
-	-	-	-	-	55	-
-	-	-	-	-	57	-
-	-	-	-	-	239	-
-	-	-	-	-	54,166	-
-	-	-	-	-	182,948	-
-	-	-	-	-	810	-
-	-	-	-	-	54	-
-	-	-	-	-	6,249	-
-	-	-	-	-	1,865	-
-	-	-	-	-	52	-
-	10,000 C/	-	75,000 C/	-	75,000	-
-	-	-	-	-	12,646	-
-	-	-	-	-	1,721	-
-	-	-	-	-	23,308	-
-	50,408	17,110	66,500	-	1,019,608	-
-	5,400	9,602	-	-	49,022	-
-	-	-	-	-	500	-
-	2,100	3,300	-	-	45,624	-
-	-	-	-	-	207,163	-
-	3,463	-	-	-	83,931	-
-	7,000 C/	-	-	-	175,162	-
-	-	-	-	-	930	-
-	-	-	-	-	8,552	-
-	3,610	2,000 C/	15,000 C/	-	36,549	-
-	-	-	-	-	40,604	-
-	-	-	-	-	74,238	-
-	-	-	-	-	16,247	-
-	-	-	50,000 F/	-	52,427	-
-	-	8	-	-	25,926	-
-	-	-	1,500 C/	-	17,553	-
-	26,000 C/	-	-	-	43,007	-
-	-	-	-	-	7,668	-
-	-	-	-	-	4,392	-
-	-	-	-	-	9,325	-
-	-	-	-	-	74,952	-

EUROPE AND CANADA (CONTINUED)

PORTUGAL  
SPAIN  
TURKEY  
UNITED KINGDOM  
YUGOSLAVIA

AFRICA  
BENIN  
BURKINA FASO  
CAMEROON  
CHAD  
ETHIOPIA  
GUINEA  
IVORY COAST  
LIBERIA  
MALI  
NIGER  
RWANDA  
SENEGAL  
SUDAN  
ZAIRE

AMERICAN REPUBLICS

ARGENTINA  
BELIZE  
BOLIVIA  
BRAZIL  
CHILE  
COLOMBIA  
COSTA RICA  
CUBA  
DOMINICAN REPUBLIC  
ECUADOR  
EL SALVADOR  
GUATEMALA  
HAITI  
HONDURAS  
JAMAICA  
MEXICO  
NICARAGUA  
PANAMA  
PARAGUAY  
PERU

TOTALS MAY NOT ADD DUE TO ROUNDING

\* LESS THAN \$500

MILITARY ASSISTANCE PROGRAM (CONTINUED)  
 INCLUDES MASF, EMERGENCY DRAWDOWNS, AND OTHER GRANT ASSISTANCE; EXCLUDES TRAINING  
 (DOLLARS IN THOUSANDS)

	FY 1950	FY 1985	FY 1986	FY 1987	FY 1988	FY 1989	FY 1990
AMERICAN REPUBLICS (CONTINUED)							
URUGUAY	40,770	-	-	-	-	-	-
VENEZUELA	33	-	-	-	-	-	-
INTERNATIONAL ORGANIZATIONS	1,601,449	-	-	-	-	-	-
GEN. AND REG. COSTS	2,056,204	48,854	45,111	37,618	39,970	-	-

NOTE: INCLUDED IN THE DATA FOR FY 1991, 1992 AND 1993 ARE TRANSFERS OF EXCESS DEFENSE ARTICLES (EDA) UNDER SECTION 519 OF THE FOREIGN ASSISTANCE ACT OF 1961, AS AMENDED. THESE EDA TRANSFERS ARE INTENDED TO HELP MODERNIZE THE MILITARY CAPABILITIES OF COUNTRIES WHICH ARE RECIPIENTS OF FOREIGN MILITARY FINANCING (FMF).

A/ DURING THE PERIOD FY 66-75, GRANT AID FUNDING IN SUPPORT OF ACTIVITIES IN SOUTHEAST ASIA WAS A PART OF THE REGULAR DOD APPROPRIATION AND WAS IDENTIFIED FOR PROGRAMMING PURPOSES AS MILITARY ASSISTANCE SERVICE FUNDED (MASF) PROGRAMS. THE FUNDS WERE USED FOR PROVIDING MILITARY EQUIPMENT AND RELATED SERVICES AND TRAINING TO THOSE COUNTRIES ENGAGED IN THE HOSTILITIES IN SOUTHEAST ASIA, I.E., KOREA, LAOS, PHILIPPINES, THAILAND, AND VIETNAM. ALSO INCLUDED ARE TRANSFERS TO KOREA UNDER SECTION 3, P.L. 91-952, DATED JANUARY 5, 1971 AND SECTION 23 OF P.L. 95-384, DATED SEPTEMBER 26, 1978, AS WELL AS THE TRANSFER OF AMMUNITION TO THAILAND UNDER SECTION 24 OF P.L. 96-92, DATED OCTOBER 29, 1979.

B/ INCLUDES MAP MERGER FUNDS FOR PORTUGAL OF \$6.5 MILLION IN FY 1982, \$25.0 MILLION IN FY 1983, AND \$10.0 MILLION IN FY 1984; FOR CHAD \$110 THOUSAND IN FY 1984.

C/ EXCEPT FOR CHAD (1987) WHERE \$25.0 MILLION WAS AUTHORIZED, AMOUNTS SHOWN FOR SECTION 506 AND OTHER DRAWDOWNS REFLECT THE AMOUNTS AUTHORIZED IN PRESIDENTIAL DETERMINATIONS, BEGINNING IN FY 1986, NOT THE VALUE OF PROGRAM DIRECTIVES ISSUED AGAINST PRESIDENTIAL DETERMINATIONS, AS REPORTED IN PREVIOUS FISCAL YEARS.

D/ INCLUDES SECTION 506 FUNDING OF \$75.0 MILLION FOR KURDISH RELIEF.

E/ LA ANTI-NARCOTICS ASSISTANCE OF \$53.3 MILLION ALLOCATED AS FOLLOWS: BELIZE \$5.5 MILLION; BOLIVIA \$7.8 MILLION; COLOMBIA \$20.0 MILLION; ECUADOR \$3.0 MILLION; JAMAICA \$5.0 MILLION; MEXICO \$17.0 MILLION.

F/ REPRESENTS SECTION 506 DRAWDOWN PURSUANT TO PRESIDENTIAL DETERMINATION 94-50, DATED SEPTEMBER 19, 1994, FOR THE COUNTRIES PARTICIPATING IN THE MULTINATIONAL COALITION TO RESTORE DEMOCRACY TO HAITI. PARTICIPATING COUNTRIES INCLUDE ANTIGUA-BARBUDA, ARGENTINA, AUSTRALIA, BAHAMAS, BANGLADESH, BARBADOS, BELIZE, BENIN, BOLIVIA, DENMARK, DOMINICA, FRANCE, GRENADA, GUATEMALA, GUYANA, ISRAEL, JAMAICA, JORDAN, NEPAL, NETHERLANDS, NORWAY, THE PHILIPPINES, POLAND, ST. LUCIA, ST. KITTS, ST. VINCENT AND THE GRENADINES, TRINIDAD AND TOBAGO, AND THE UNITED KINGDOM.

MILITARY ASSISTANCE PROGRAM (CONTINUED)  
 INCLUDES MASF, EMERGENCY DRAWDOWNS, AND OTHER GRANT ASSISTANCE; EXCLUDES TRAINING

(DOLLARS IN THOUSANDS)

<u>FY 1991</u>	<u>FY 1992</u>	<u>FY 1993</u>	<u>FY 1994</u>	<u>FY 1995</u>	<u>FY 1950</u> <u>FY 1995</u>
-	2,835	2,200	-	-	45,804
-	-	-	-	-	33
-	-	25,000 C/	-	32,000 C/	1,658,449
-	-	-	-	-	2,227,757

AMERICAN REPUBLICS (CONTINUED)

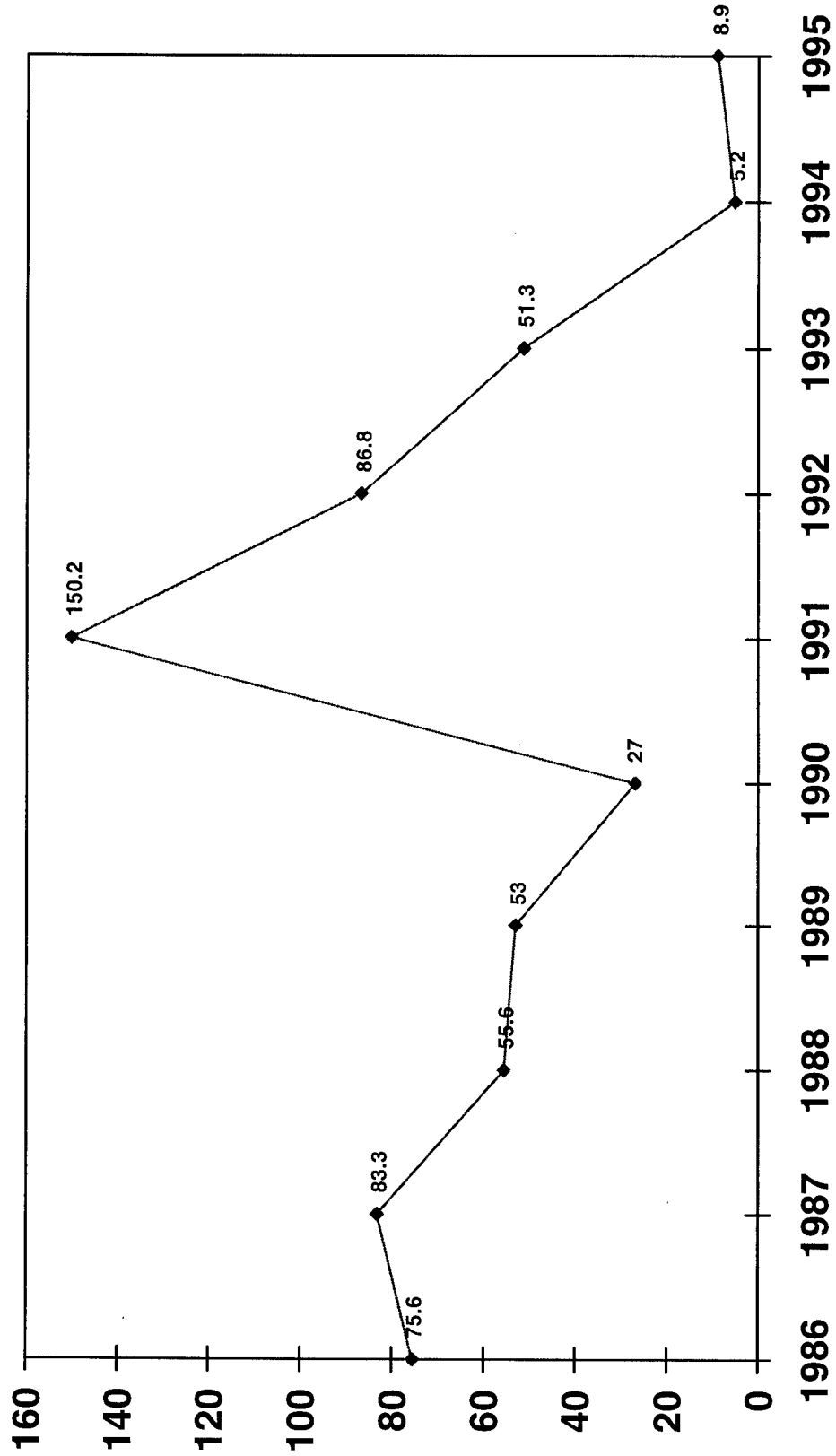
URUGUAY  
 VENEZUELA

INTERNATIONAL ORGANIZATIONS

GEN. AND REG. COSTS

TOTALS MAY NOT ADD DUE TO ROUNDING \* LESS THAN \$500

**MILITARY ASSISTANCE PROGRAM DEL/EXP**  
INCLUDES MASF, EMERGENCY DRAWDOWNS, AND OTHER GRANT ASSISTANCE  
(Dollars in Millions)



MILITARY ASSISTANCE PROGRAM DELIVERIES/EXPENDITURES  
 INCLUDES MASF, EMERGENCY DRAWDOWNS, AND OTHER GRANT ASSISTANCE; EXCLUDES TRAINING

(DOLLARS IN THOUSANDS)

	FY 1950	FY 1985	FY 1986	FY 1987	FY 1988	FY 1989	FY 1990
<u>WORLDWIDE</u>	54,596,451	75,630	83,323	55,600	53,007	27,030	23
<u>EAST ASIA AND PACIFIC</u>	28,990,638	1,491	7,004	1,260	89	23	
CAMBODIA	1,177,163	-	-	-	-	-	-
INDOCHINA	708,977	-	-	-	-	-	-
INDONESIA	191,962	-	151	210	-	-	-
JAPAN	810,276	-	-	-	-	-	-
KOREA (SEOUL) A/	5,471,644	74	-	*	-	-	-
LAOS A/	1,460,076	-	-	-	-	-	-
MYANMAR	72,134	-	-	-	-	-	-
REP OF PHILIPPINES A/	601,217	1,254	6,791	948	89	23	
TAIWAN	2,554,637	-	-	-	-	-	-
THAILAND A/	1,168,701	162	62	103	-	-	-
VIETNAM A/	14,773,851	-	-	-	-	-	-
<u>NEAR EAST AND SOUTH ASIA</u>	2,163,913	1,173	1,102	846	2	*	
AFGHANISTAN	2	-	-	-	-	-	-
BANGLADESH	-	-	-	-	-	-	-
EGYPT	-	-	-	-	-	-	-
INDIA	90,256	-	-	-	-	-	-
IRAN	766,733	-	-	-	-	-	-
IRAQ	45,208	-	-	-	-	-	-
ISRAEL	-	-	-	-	-	-	-
JORDAN	486,606	1,173	1,102	846	2	*	
LEBANON	13,585	-	-	-	-	-	-
LIBYA	12,624	-	-	-	-	-	-
MOROCCO	29,600	-	-	-	-	-	-
NEPAL	1,678	-	-	-	-	-	-
PAKISTAN	650,281	-	-	-	-	-	*
SAUDI ARABIA	23,868	-	-	-	-	-	-
SRI LANKA	3,167	-	-	-	-	-	-
TUNISIA	40,304	-	-	-	-	-	-
<u>EUROPE AND CANADA</u>	18,809,473	11,825	3,685	7,975	447	2,017	
AUSTRIA	96,310	-	-	-	-	-	-
BELGIUM	1,203,784	-	-	-	-	-	-
DENMARK	587,274	-	-	-	-	-	-
FRANCE	4,045,066	-	-	-	-	-	-
GERMANY	884,774	-	-	-	-	-	-
GREECE	1,666,976	429	177	3,668	13	1,919	
ITALY	2,243,742	-	-	-	-	-	-
LUXEMBOURG	7,753	-	-	-	-	-	-
NETHERLANDS	1,178,056	-	-	-	-	-	-
NORWAY	862,177	-	-	-	-	-	-
PORTUGAL	509,769	9,568	995	2,341	95	13	

TOTALS MAY NOT ADD DUE TO ROUNDING \* LESS THAN \$500

MILITARY ASSISTANCE PROGRAM DELIVERIES/EXPENDITURES  
INCLUDES MASF, EMERGENCY DRAWDOWNS, AND OTHER GRANT ASSISTANCE; EXCLUDES TRAINING

(DOLLARS IN THOUSANDS)

	FY 1991	FY 1992	FY 1993	FY 1994	FY 1995	FY 1995	FY 1950
	150,168	86,765	51,337	5,174	8,947	55,193,432	
	2,094	7,752	1,936	-	-	29,012,286	
	-	-	-	-	-	1,177,163	
*	-	-	-	-	-	708,977	
	-	-	-	-	-	192,322	
	-	-	-	-	-	810,276	
	-	-	-	-	-	5,471,719	
	-	-	-	-	-	1,460,076	
	-	-	-	-	-	72,134	
2,094	7,752	1,936	-	-	-	622,104	
-	-	-	-	-	-	2,554,637	
-	-	-	-	-	-	1,169,028	
-	-	-	-	-	-	14,773,851	
116,214	3,038	44,911	1,424	2,550	2,335,171		
-	-	-	-	-	-	2	
1,500	2,395	73	1,424	-	-	3,969	
-	-	-	-	-	-	1,424	
-	-	-	-	-	-	90,256	
-	-	-	-	-	-	766,733	
114,672	642	44,717	-	-	-	45,208	
42	-	120	-	-	-	160,032	
-	-	-	-	-	-	489,891	
-	-	-	-	-	-	13,585	
-	-	-	-	-	-	12,624	
-	-	-	-	-	-	29,600	
-	-	-	-	-	-	1,678	
-	-	-	-	2,550	-	652,831	
-	-	-	-	-	-	23,868	
-	-	-	-	-	-	3,167	
-	-	-	-	-	-	40,304	
4,572	27,591	79	-	-	-	18,867,664	
-	-	-	-	-	-	96,310	
-	-	-	-	-	-	1,203,784	
-	-	-	-	-	-	587,274	
-	-	-	-	-	-	4,045,066	
-	-	-	-	-	-	884,774	
*	-	-	1	-	-	1,673,183	
-	-	-	-	-	-	2,243,742	
-	-	-	-	-	-	7,753	
-	-	-	-	-	-	1,178,056	
-	-	-	-	-	-	862,177	
4	206	77	-	-	-	523,068	

TOTALS MAY NOT ADD DUE TO ROUNDING \* LESS THAN \$500  
PAGE 79 AS OF 30 SEP 95



MILITARY ASSISTANCE PROGRAM DELIVERIES/EXPENDITURES (CONTINUED)  
 INCLUDES MASF, EMERGENCY DRAWDOWNS, AND OTHER GRANT ASSISTANCE; EXCLUDES TRAINING

(DOLLARS IN THOUSANDS)

	FY 1950	FY 1985	FY 1986	FY 1987	FY 1988	FY 1989	FY 1990
<u>EUROPE AND CANADA (CONTINUED)</u>							
SPAIN	683,669	1,641	2,438	1,590	339	85	
TURKEY	3,137,699	187	77	376	-	-	-
UNITED KINGDOM	1,012,855	-	-	-	-	-	-
YUGOSLAVIA	689,570	-	-	-	-	-	-
<u>AFRICA</u>	239,625	4,592	15,172	7,856	3,785	1,493	
BENIN	55	-	-	-	-	-	-
BURKINA FASO	57	-	-	-	-	-	-
CAMEROON	239	-	-	-	-	-	-
CHAD	20,056	4,592	14,771	7,822	3,785	1,493	
ETHIOPIA	182,948	-	-	-	-	-	-
GUINEA	810	-	-	-	-	-	-
IVORY COAST	54	-	-	-	-	-	-
LIBERIA	6,249	-	-	-	-	-	-
MALI	1,865	-	-	-	-	-	-
NIGER	52	-	-	-	-	-	-
SENEGAL	2,646	-	-	-	-	-	-
SUDAN	1,286	-	402	34	-	-	-
ZAIRE	23,308	-	-	-	-	-	-
<u>AMERICAN REPUBLICS</u>	735,185	7,695	11,249	45	8,715	23,498	
ARGENTINA	34,020	-	-	-	-	-	-
BELIZE	-	-	-	-	-	-	25
BOLIVIA	32,424	-	-	*	-	-	190
BRAZIL	207,163	-	-	-	-	-	-
CHILE	80,468	-	-	-	-	-	-
COLOMBIA	83,162	-	-	-	-	2,877	21,584
COSTA RICA	930	-	-	-	-	-	-
CUBA	8,552	-	-	-	-	-	-
DOMINICAN REPUBLIC	21,549	-	-	-	-	-	-
ECUADOR	31,994	-	-	-	-	-	1,045
EL SALVADOR	72,435	177	357	33	959	81	
GUATEMALA	16,247	-	-	-	-	-	-
HAITI	2,427	-	-	-	-	-	-
HONDURAS	5,616	7,516	10,892	12	859	-	-
JAMAICA	1,053	-	-	-	4,021	372	200
MEXICO	7	-	-	-	-	-	-
NICARAGUA	7,668	-	-	-	-	-	-
PANAMA	4,392	-	-	-	-	-	-
PARAGUAY	9,323	2	-	-	-	-	-
PERU	74,952	-	-	-	-	-	-
URUGUAY	40,770	-	-	-	-	-	-
VENEZUELA	33	-	-	-	-	-	-

TOTALS MAY NOT ADD DUE TO ROUNDING

\* LESS THAN \$500

MILITARY ASSISTANCE PROGRAM DELIVERIES/EXPENDITURES (CONTINUED)  
 INCLUDES MASF, EMERGENCY DRAWDOWNS, AND OTHER GRANT ASSISTANCE; EXCLUDES TRAINING

(DOLLARS IN THOUSANDS)

	<u>FY 1991</u>	<u>FY 1992</u>	<u>FY 1993</u>	<u>FY 1994</u>	<u>FY 1995</u>	<u>FY 1995</u>	<u>FY 1995</u>
	124	-	-	-	-	-	689,885
	4,445	27,385	1	-	-	-	3,170,168
	-	-	-	-	-	-	1,012,855
	-	-	-	-	-	-	689,570
	*	6,392	509	-	-	-	279,423
	-	-	-	-	-	-	55
	-	-	-	-	-	-	57
	*	-	-	-	-	-	239
	-	-	-	-	-	-	52,518
	-	-	-	-	-	-	182,948
	-	-	-	-	-	-	810
	-	-	-	-	-	-	54
	-	-	-	-	-	-	6,249
	-	-	-	-	-	-	1,865
	-	-	-	-	-	-	52
	-	6,392	509	-	-	-	9,546
	-	-	-	-	-	-	1,721
	-	-	-	-	-	-	23,308
	27,288	41,992	3,903	-	6,397	-	865,967
	35	329	3	-	-	-	34,020
	2,810	4,059	-	-	-	-	39,483
	-	-	-	-	-	-	207,163
	-	3,463	-	-	-	-	83,931
	16,069	8,401	3,106	-	-	-	135,200
	-	-	-	-	-	-	930
	-	-	-	-	-	-	8,552
	1,141	247	467	-	6,390	-	27,939
	188	8	-	-	-	-	34,895
	-	-	-	-	-	-	74,238
	-	-	-	-	-	-	16,247
	699	-	-	-	-	-	2,427
	2,849	2,782	326	-	-	-	25,595
	3,497	22,702	-	-	7	-	11,410
	-	-	-	-	-	-	26,407
	-	-	-	-	-	-	7,668
	-	-	-	-	-	-	4,392
	-	-	-	-	-	-	9,325
	-	-	-	-	-	-	74,952
	-	-	-	-	-	-	40,770
	-	-	-	-	-	-	33

EUROPE AND CANADA (CONTINUED)

SPAIN  
 TURKEY  
 UNITED KINGDOM  
 YUGOSLAVIA

AFRICA  
 BENIN  
 BURKINA FASO  
 CAMEROON  
 CHAD  
 ETHIOPIA  
 GUINEA  
 IVORY COAST  
 LIBERIA  
 MALI  
 NIGER  
 SENEGAL  
 SUDAN  
 ZAIRE

AMERICAN REPUBLICS

ARGENTINA  
 BELIZE  
 BOLIVIA  
 BRAZIL  
 CHILE  
 COLOMBIA  
 COSTA RICA  
 CUBA  
 DOMINICAN REPUBLIC  
 ECUADOR  
 EL SALVADOR  
 GUATEMALA  
 HAITI  
 HONDURAS  
 JAMAICA  
 MEXICO  
 NICARAGUA  
 PANAMA  
 PARAGUAY  
 PERU  
 URUGUAY  
 VENEZUELA

TOTALS MAY NOT ADD DUE TO ROUNDING

\* LESS THAN \$500

MILITARY ASSISTANCE PROGRAM DELIVERIES/EXPENDITURES (CONTINUED)  
 INCLUDES MASF, EMERGENCY DRAWDOWNS, AND OTHER GRANT ASSISTANCE; EXCLUDES TRAINING

(DOLLARS IN THOUSANDS)

	FY 1950	FY 1985	FY 1986	FY 1987	FY 1988	FY 1989	FY 1990
INTERNATIONAL ORGANIZATIONS		1,601,449	-	-	-	-	-
GEN. AND REG. COSTS		2,056,168	48,854	45,111	37,618	39,970	-

NOTE: INCLUDED IN THE DATA FOR FY 1991, 1992 AND 1993 ARE TRANSFERS OF EXCESS DEFENSE ARTICLES (EDA) UNDER SECTION 519 OF THE FOREIGN ASSISTANCE ACT OF 1961, AS AMENDED. THESE EDA TRANSFERS ARE INTENDED TO HELP MODERNIZE THE MILITARY CAPABILITIES OF COUNTRIES WHICH ARE RECIPIENTS OF FOREIGN MILITARY FINANCING (FMF).

A/ DURING THE PERIOD FY 66-75, GRANT AID FUNDING IN SUPPORT OF ACTIVITIES IN SOUTHEAST ASIA WAS A PART OF THE REGULAR DOD APPROPRIATION AND WAS IDENTIFIED FOR PROGRAMMING PURPOSES AS MILITARY ASSISTANCE SERVICE FUNDED (MASF) PROGRAMS. THE FUNDS WERE USED FOR PROVIDING MILITARY EQUIPMENT AND RELATED SERVICES AND TRAINING TO THOSE COUNTRIES ENGAGED IN THE HOSTILITIES IN SOUTHEAST ASIA, I.E., KOREA, LAOS, PHILIPPINES, THAILAND, AND VIETNAM. ALSO INCLUDED ARE TRANSFERS TO KOREA UNDER SECTION 3, P.L. 91-952, DATED JANUARY 5, 1971 AND SECTION 23 OF P.L. 95-384, DATED SEPTEMBER 26, 1978, AS WELL AS THE TRANSFER OF AMMUNITION TO THAILAND UNDER SECTION 24 OF P.L. 96-92, DATED OCTOBER 29, 1979.

TOTALS MAY NOT ADD DUE TO ROUNDING \* LESS THAN \$500

MILITARY ASSISTANCE PROGRAM DELIVERIES/EXPENDITURES (CONTINUED)  
 INCLUDES MASF, EMERGENCY DRAWDOWNS, AND OTHER GRANT ASSISTANCE; EXCLUDES TRAINING  
 (DOLLARS IN THOUSANDS)

<u>FY 1991</u>	<u>FY 1992</u>	<u>FY 1993</u>	<u>FY 1994</u>	<u>FY 1995</u>	<u>FY 1950</u>	<u>FY 1995</u>
-	-	-	3,750	-	1,605,199	
-	-	-	-	-	2,227,721	
						<u>INTERNATIONAL ORGANIZATIONS</u>
						<u>GEN. AND REG. COSTS</u>

MAP EXCESS DEFENSE ARTICLES PROGRAM - ACQUISITION COST  
INCLUDES MILITARY ASSISTANCE SERVICE FUNDED

(DOLLARS IN THOUSANDS)

	FY 1950	FY 1985	FY 1986	FY 1987	FY 1988	FY 1989	FY 1990
<u>WORLDWIDE</u>	6,532,577		1,826	-	-	-	-
<u>EAST ASIA AND PACIFIC</u>	3,475,217		-	-	-	-	-
CAMBODIA	85,221		-	-	-	-	-
INDOCHINA	21,882		-	-	-	-	-
INDONESIA	34,003		-	-	-	-	-
JAPAN	174,979		-	-	-	-	-
KOREA (SEOUL) A/	663,885		-	-	-	-	-
LAOS A/	97,805		-	-	-	-	-
MYANMAR	12,250		-	-	-	-	-
REP OF PHILIPPINES A/	98,489		-	-	-	-	-
TAIWAN	941,286		-	-	-	-	-
THAILAND A/	244,955		-	-	-	-	-
VIETNAM A/	1,100,462		-	-	-	-	-
<u>NEAR EAST AND SOUTH ASIA</u>	182,427		-	-	-	-	-
INDIA	21,995		-	-	-	-	-
IRAN	61,632		-	-	-	-	-
IRAQ	3,342		-	-	-	-	-
JORDAN	45,557		-	-	-	-	-
LEBANON	309		-	-	-	-	-
LIBYA	2,195		-	-	-	-	-
MOROCCO	11,943		-	-	-	-	-
NEPAL	2		-	-	-	-	-
PAKISTAN	26,827		-	-	-	-	-
SAUDI ARABIA	1,765		-	-	-	-	-
SRI LANKA	2		-	-	-	-	-
TUNISIA	6,858		-	-	-	-	-
<u>EUROPE AND CANADA</u>	2,316,656		-	-	-	-	-
AUSTRIA	8,155		-	-	-	-	-
BELGIUM	21,327		-	-	-	-	-
DENMARK	20,935		-	-	-	-	-
FRANCE	289,843		-	-	-	-	-
GERMANY	718		-	-	-	-	-
GREECE	451,064		-	-	-	-	-
ITALY	214,639		-	-	-	-	-
LUXEMBOURG	178		-	-	-	-	-
NETHERLANDS	44,003		-	-	-	-	-
NORWAY	44,051		-	-	-	-	-
PORTUGAL	168,252		-	-	-	-	-
SPAIN	97,707		-	-	-	-	-
TURKEY	855,307		-	-	-	-	-
UNITED KINGDOM	72,950		-	-	-	-	-
YUGOSLAVIA	27,527		-	-	-	-	-

TOTALS MAY NOT ADD DUE TO ROUNDING

\* LESS THAN \$500

MAP EXCESS DEFENSE ARTICLES PROGRAM - ACQUISITION COST  
INCLUDES MILITARY ASSISTANCE SERVICE FUNDED

(DOLLARS IN THOUSANDS)

	FY 1991	FY 1992	FY 1993	FY 1994	FY 1995	FY 1950	FY 1995
WORLDWIDE	-	-	-	-	-	6,534,403	-
<u>EAST ASIA AND PACIFIC</u>	-	-	-	-	-	3,475,217	-
CAMBODIA	-	-	-	-	-	85,221	-
INDOCHINA	-	-	-	-	-	21,882	-
INDONESIA	-	-	-	-	-	34,003	-
JAPAN	-	-	-	-	-	174,979	-
KOREA (SEOUL) A/	-	-	-	-	-	663,885	-
LAOS A/	-	-	-	-	-	97,805	-
MYANMAR	-	-	-	-	-	12,250	-
REP OF PHILIPPINES A/	-	-	-	-	-	98,489	-
TAIWAN	-	-	-	-	-	941,286	-
THAILAND A/	-	-	-	-	-	244,955	-
VIETNAM A/	-	-	-	-	-	1,100,462	-
<u>NEAR EAST AND SOUTH ASIA</u>	-	-	-	-	-	182,427	-
INDIA	-	-	-	-	-	21,995	-
IRAN	-	-	-	-	-	61,632	-
IRAQ	-	-	-	-	-	3,342	-
JORDAN	-	-	-	-	-	45,557	-
LEBANON	-	-	-	-	-	309	-
LIBYA	-	-	-	-	-	2,195	-
MOROCCO	-	-	-	-	-	11,943	-
NEPAL	-	-	-	-	-	2	-
PAKISTAN	-	-	-	-	-	26,827	-
SAUDI ARABIA	-	-	-	-	-	1,765	-
SRI LANKA	-	-	-	-	-	2	-
TUNISIA	-	-	-	-	-	6,858	-
<u>EUROPE AND CANADA</u>	-	-	-	-	-	2,316,656	-
AUSTRIA	-	-	-	-	-	8,155	-
BELGIUM	-	-	-	-	-	21,327	-
DENMARK	-	-	-	-	-	20,935	-
FRANCE	-	-	-	-	-	289,843	-
GERMANY	-	-	-	-	-	718	-
GREECE	-	-	-	-	-	451,064	-
ITALY	-	-	-	-	-	214,639	-
LUXEMBOURG	-	-	-	-	-	178	-
NETHERLANDS	-	-	-	-	-	44,003	-
NORWAY	-	-	-	-	-	44,051	-
PORTUGAL	-	-	-	-	-	168,252	-
SPAIN	-	-	-	-	-	97,707	-
TURKEY	-	-	-	-	-	855,307	-
UNITED KINGDOM	-	-	-	-	-	72,950	-
YUGOSLAVIA	-	-	-	-	-	27,527	-

TOTALS MAY NOT ADD DUE TO ROUNDING \* LESS THAN \$500

MAP EXCESS DEFENSE ARTICLES PROGRAM - ACQUISITION COST (CONTINUED)  
INCLUDES MILITARY ASSISTANCE SERVICE FUNDED

(DOLLARS IN THOUSANDS)

	FY 1950	FY 1985	FY 1986	FY 1987	FY 1988	FY 1989	FY 1990
AFRICA		36,414	-	-	-	-	-
CAMEROON	4	-	-	-	-	-	-
CHAD	170	-	-	-	-	-	-
ETHIOPIA	30,353	-	-	-	-	-	-
GUINEA	50	-	-	-	-	-	-
LIBERIA	390	-	-	-	-	-	-
MALI	201	-	-	-	-	-	-
SENEGAL	33	-	-	-	-	-	-
ZAIRE	5,213	-	-	-	-	-	-
AMERICAN REPUBLICS	229,797	1,826	-	-	-	-	-
ARGENTINA	4,375	-	-	-	-	-	-
BOLIVIA	10,047	-	-	-	-	-	-
BRAZIL	83,092	-	-	-	-	-	-
CHILE	24,010	-	-	-	-	-	-
COLOMBIA	17,903	-	-	-	-	-	-
COSTA RICA	115	-	-	-	-	-	-
CUBA	5,516	-	-	-	-	-	-
DOMINICAN REPUBLIC	3,903	-	-	-	-	-	-
ECUADOR	10,364	-	-	-	-	-	-
EL SALVADOR	2,454	-	-	-	-	-	-
GUATEMALA	6,732	-	-	-	-	-	-
HAITI	195	-	-	-	-	-	-
HONDURAS	1,995	1,826	-	-	-	-	-
JAMAICA	4	-	-	-	-	-	-
MEXICO	50	-	-	-	-	-	-
NICARAGUA	5,233	-	-	-	-	-	-
PANAMA	1,673	-	-	-	-	-	-
PARAGUAY	11,182	-	-	-	-	-	-
PERU	20,277	-	-	-	-	-	-
URUGUAY	20,352	-	-	-	-	-	-
VENEZUELA	324	-	-	-	-	-	-
INTERNATIONAL ORGANIZATIONS	529	-	-	-	-	-	-
GEN. AND REG. COSTS	291,537	-	-	-	-	-	-

A/ DURING THE PERIOD FY 66-75, GRANT AID FUNDING IN SUPPORT OF ACTIVITIES IN SOUTHEAST ASIA WAS A PART OF THE REGULAR DOD APPROPRIATION AND WAS IDENTIFIED FOR PROGRAMMING PURPOSES AS MILITARY ASSISTANCE SERVICE FUNDED (MASF) PROGRAMS. THE FUNDS WERE USED FOR PROVIDING MILITARY EQUIPMENT AND RELATED SERVICES AND TRAINING TO THOSE COUNTRIES ENGAGED IN THE HOSTILITIES IN SOUTHEAST ASIA, I.E., KOREA, LAOS, PHILIPPINES, THAILAND, AND VIETNAM. ALSO INCLUDED ARE TRANSFERS TO KOREA UNDER SECTION 3, P.L. 91-952, DATED JANUARY 5, 1971 AND SECTION 23 OF P.L. 95-384, DATED SEPTEMBER 26, 1978, AS WELL AS THE TRANSFER OF AMMUNITION TO THAILAND UNDER SECTION 24 OF P.L. 96-92, DATED OCTOBER 29, 1979.

TOTALS MAY NOT ADD DUE TO ROUNDING \* LESS THAN \$500

MAP EXCESS DEFENSE ARTICLES PROGRAM - ACQUISITION COST (CONTINUED)  
 INCLUDES MILITARY ASSISTANCE SERVICE FUNDED

(DOLLARS IN THOUSANDS)

	FY 1991	FY 1992	FY 1993	FY 1994	FY 1995	FY 1950	FY 1995
AFRICA	-	-	-	-	-	36,414	-
CAMEROON	-	-	-	-	-	4	-
CHAD	-	-	-	-	-	170	-
ETHIOPIA	-	-	-	-	-	30,353	-
GUINEA	-	-	-	-	-	50	-
LIBERIA	-	-	-	-	-	390	-
MALI	-	-	-	-	-	201	-
SENEGAL	-	-	-	-	-	33	-
ZAIRE	-	-	-	-	-	5,213	-
AMERICAN REPUBLICS	-	-	-	-	-	231,623	-
ARGENTINA	-	-	-	-	-	4,375	-
BOLIVIA	-	-	-	-	-	10,047	-
BRAZIL	-	-	-	-	-	83,092	-
CHILE	-	-	-	-	-	24,010	-
COLOMBIA	-	-	-	-	-	17,903	-
COSTA RICA	-	-	-	-	-	115	-
CUBA	-	-	-	-	-	5,516	-
DOMINICAN REPUBLIC	-	-	-	-	-	3,903	-
ECUADOR	-	-	-	-	-	10,364	-
EL SALVADOR	-	-	-	-	-	2,454	-
GUATEMALA	-	-	-	-	-	6,732	-
HAITI	-	-	-	-	-	195	-
HONDURAS	-	-	-	-	-	3,821	-
JAMAICA	-	-	-	-	-	4	-
MEXICO	-	-	-	-	-	50	-
NICARAGUA	-	-	-	-	-	5,233	-
PANAMA	-	-	-	-	-	1,673	-
PARAGUAY	-	-	-	-	-	11,182	-
PERU	-	-	-	-	-	20,277	-
URUGUAY	-	-	-	-	-	20,352	-
VENEZUELA	-	-	-	-	-	324	-
INTERNATIONAL ORGANIZATIONS	-	-	-	-	-	529	-
GEN. AND REG. COSTS	-	-	-	-	-	291,537	-

TOTALS MAY NOT ADD DUE TO ROUNDING

\* LESS THAN \$500



MAP EXCESS DEFENSE ARTICLES DELIVERED - ACQUISITION COST  
INCLUDES MILITARY ASSISTANCE SERVICE FUNDED

(DOLLARS IN THOUSANDS)

	FY 1950	FY 1985	FY 1986	FY 1987	FY 1988	FY 1989	FY 1990
<u>WORLDWIDE</u>		6,388,127	-	-	-	-	-
<u>EAST ASIA AND PACIFIC</u>		3,475,080	-	-	-	-	-
CAMBODIA		85,221	-	-	-	-	-
INDOCHINA		21,882	-	-	-	-	-
INDONESIA		34,003	-	-	-	-	-
JAPAN		174,979	-	-	-	-	-
KOREA (SEOUL) A/		663,748	-	-	-	-	-
LAOS A/		97,805	-	-	-	-	-
MYANMAR		12,250	-	-	-	-	-
REP OF PHILIPPINES A/		98,489	-	-	-	-	-
TAIWAN		941,286	-	-	-	-	-
THAILAND A/		244,955	-	-	-	-	-
VIETNAM A/		1,100,462	-	-	-	-	-
<u>NEAR EAST AND SOUTH ASIA</u>		182,427	-	-	-	-	-
INDIA		21,995	-	-	-	-	-
IRAN		61,632	-	-	-	-	-
IRAQ		3,342	-	-	-	-	-
JORDAN		45,557	-	-	-	-	-
LEBANON		309	-	-	-	-	-
LIBYA		2,195	-	-	-	-	-
MOROCCO		11,943	-	-	-	-	-
NEPAL		2	-	-	-	-	-
PAKISTAN		26,827	-	-	-	-	-
SAUDI ARABIA		1,765	-	-	-	-	-
SRI LANKA		2	-	-	-	-	-
TUNISIA		6,858	-	-	-	-	-
<u>EUROPE AND CANADA</u>		2,172,753	-	-	-	-	-
AUSTRIA		8,155	-	-	-	-	-
BELGIUM		21,327	-	-	-	-	-
DENMARK		20,935	-	-	-	-	-
FRANCE		289,843	-	-	-	-	-
GERMANY		718	-	-	-	-	-
GREECE		451,064	-	-	-	-	-
ITALY		214,639	-	-	-	-	-
LUXEMBOURG		178	-	-	-	-	-
NETHERLANDS		44,003	-	-	-	-	-
NORWAY		44,051	-	-	-	-	-
PORTUGAL		25,240	-	-	-	-	-
SPAIN		97,707	-	-	-	-	-
TURKEY		854,416	-	-	-	-	-
UNITED KINGDOM		72,950	-	-	-	-	-
YUGOSLAVIA		27,527	-	-	-	-	-

TOTALS MAY NOT ADD DUE TO ROUNDING

\* LESS THAN \$500

MAP EXCESS DEFENSE ARTICLES DELIVERED - ACQUISITION COST  
 INCLUDES MILITARY ASSISTANCE SERVICE FUNDED

(DOLLARS IN THOUSANDS)

	FY 1991	FY 1992	FY 1993	FY 1994	FY 1995	FY 1950	FY 1995
WORLDWIDE	-	-	-	-	-	6,388,127	-
EAST ASIA AND PACIFIC	-	-	-	-	-	3,475,080	-
CAMBODIA	-	-	-	-	-	85,221	-
INDOCHINA	-	-	-	-	-	21,882	-
INDONESIA	-	-	-	-	-	34,003	-
JAPAN	-	-	-	-	-	174,979	-
KOREA (SEOUL) A/	-	-	-	-	-	663,748	-
LAOS A/	-	-	-	-	-	97,805	-
MYANMAR	-	-	-	-	-	12,250	-
REP OF PHILIPPINES A/	-	-	-	-	-	98,489	-
TAIWAN	-	-	-	-	-	941,286	-
THAILAND A/	-	-	-	-	-	244,955	-
VIETNAM A/	-	-	-	-	-	1,100,462	-
NEAR EAST AND SOUTH ASIA	-	-	-	-	-	182,427	-
INDIA	-	-	-	-	-	21,995	-
IRAN	-	-	-	-	-	61,632	-
IRAQ	-	-	-	-	-	3,342	-
JORDAN	-	-	-	-	-	45,557	-
LEBANON	-	-	-	-	-	309	-
LIBYA	-	-	-	-	-	2,195	-
MOROCCO	-	-	-	-	-	11,943	-
NEPAL	-	-	-	-	-	2	-
PAKISTAN	-	-	-	-	-	26,827	-
SAUDI ARABIA	-	-	-	-	-	1,765	-
SRI LANKA	-	-	-	-	-	2	-
TUNISIA	-	-	-	-	-	6,858	-
EUROPE AND CANADA	-	-	-	-	-	2,172,753	-
AUSTRIA	-	-	-	-	-	8,155	-
BELGIUM	-	-	-	-	-	21,327	-
DENMARK	-	-	-	-	-	20,935	-
FRANCE	-	-	-	-	-	289,843	-
GERMANY	-	-	-	-	-	718	-
GREECE	-	-	-	-	-	451,064	-
ITALY	-	-	-	-	-	214,639	-
LUXEMBOURG	-	-	-	-	-	178	-
NETHERLANDS	-	-	-	-	-	44,003	-
NORWAY	-	-	-	-	-	44,051	-
PORTUGAL	-	-	-	-	-	25,240	-
SPAIN	-	-	-	-	-	97,707	-
TURKEY	-	-	-	-	-	854,416	-
UNITED KINGDOM	-	-	-	-	-	72,950	-
YUGOSLAVIA	-	-	-	-	-	27,527	-

TOTALS MAY NOT ADD DUE TO ROUNDING

\* LESS THAN \$500

MAP EXCESS DEFENSE ARTICLES DELIVERED - ACQUISITION COST (CONTINUED)  
 INCLUDES MILITARY ASSISTANCE SERVICE FUNDED

(DOLLARS IN THOUSANDS)

	<u>FY 1950</u>	<u>FY 1985</u>	<u>FY 1986</u>	<u>FY 1987</u>	<u>FY 1988</u>	<u>FY 1989</u>	<u>FY 1990</u>
<u>AFRICA</u>							
CAMEROON	36,244						
ETHIOPIA	4						
GUINEA	30,353						
LIBERIA	50						
MALI	390						
SENEGAL	201						
ZAIRE	33						
	5,213						
<u>AMERICAN REPUBLICS</u>							
ARGENTINA	229,557						
BOLIVIA	4,375						
BRAZIL	9,966						
CHILE	83,092						
COLOMBIA	24,010						
COSTA RICA	17,903						
CUBA	115						
DOMINICAN REPUBLIC	5,516						
ECUADOR	3,903						
EL SALVADOR	10,364						
GUATEMALA	2,454						
HAITI	6,732						
HONDURAS	195						
JAMAICA	1,995						
MEXICO	4						
NICARAGUA	50						
PANAMA	5,081						
PARAGUAY	1,673						
PERU	11,176						
URUGUAY	20,277						
VENEZUELA	20,352						
	324						
<u>INTERNATIONAL ORGANIZATIONS</u>							
	529						
<u>GEN. AND REG. COSTS</u>							
	291,537						

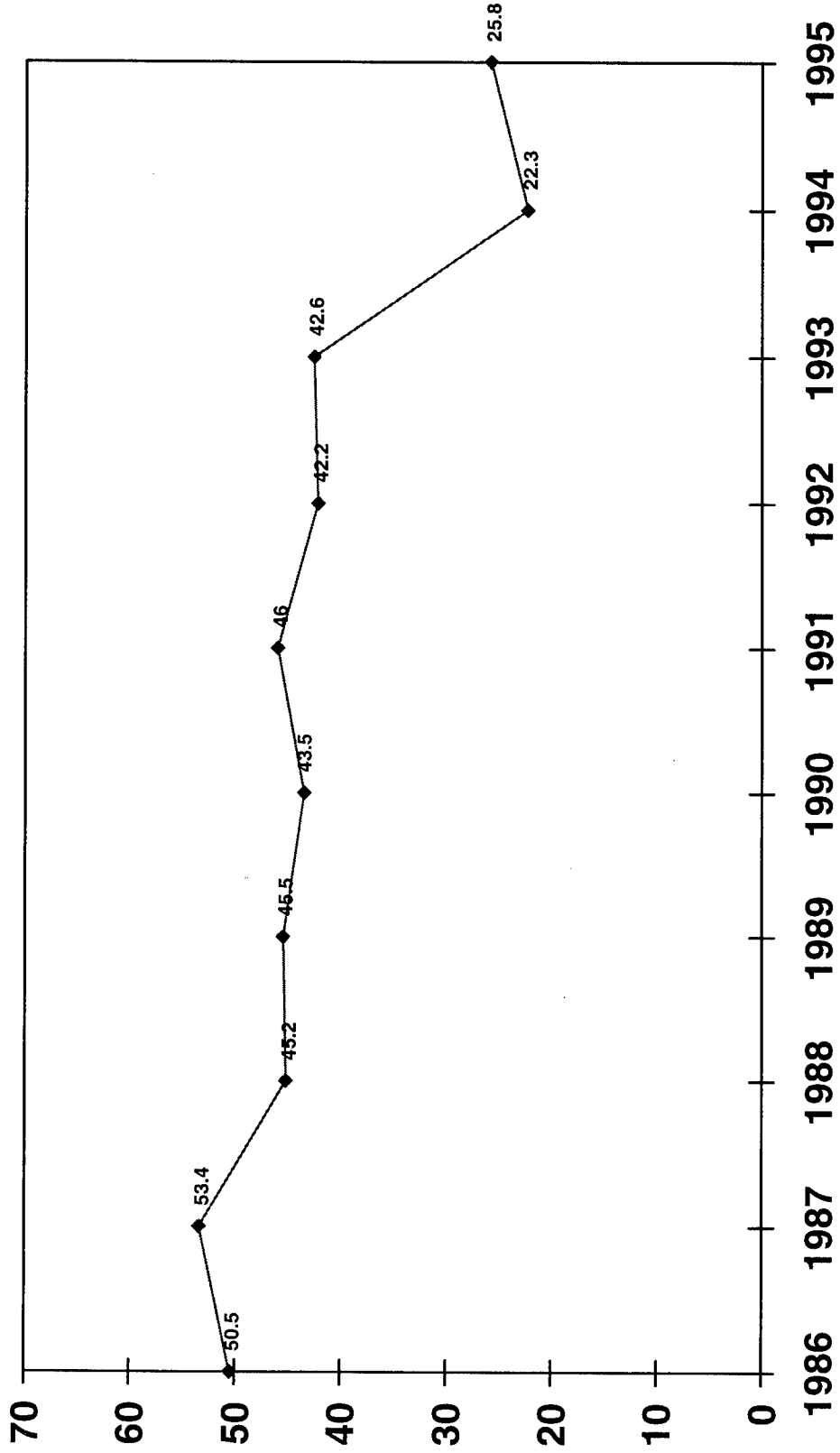
A/ DURING THE PERIOD FY 66-75, GRANT AID FUNDING IN SUPPORT OF ACTIVITIES IN SOUTHEAST ASIA WAS A PART OF THE REGULAR DOD APPROPRIATION AND WAS IDENTIFIED FOR PROGRAMMING PURPOSES AS MILITARY ASSISTANCE SERVICE FUNDED (MASF) PROGRAMS. THE FUNDS WERE USED FOR PROVIDING MILITARY EQUIPMENT AND RELATED SERVICES AND TRAINING TO THOSE COUNTRIES ENGAGED IN THE HOSTILITIES IN SOUTHEAST ASIA, I.E., KOREA, LAOS, PHILIPPINES, THAILAND, AND VIETNAM. ALSO INCLUDED ARE TRANSFERS TO KOREA UNDER SECTION 3, P.L. 91-952, DATED JANUARY 5, 1971 AND SECTION 23 OF P.L. 95-384, DATED SEPTEMBER 26, 1978, AS WELL AS THE TRANSFER OF AMMUNITION TO THAILAND UNDER SECTION 24 OF P.L. 96-92, DATED OCTOBER 29, 1979.

MAP EXCESS DEFENSE ARTICLES DELIVERED - ACQUISITION COST (CONTINUED)  
 INCLUDES MILITARY ASSISTANCE SERVICE FUNDED

(DOLLARS IN THOUSANDS)

	FY 1991	FY 1992	FY 1993	FY 1994	FY 1995	FY 1950	FY 1995
<u>AFRICA</u>							
CAMEROON	-	-	-	-	-	36,244	4
ETHIOPIA	-	-	-	-	-	30,353	50
GUINEA	-	-	-	-	-	390	201
LIBERIA	-	-	-	-	-	201	33
MALI	-	-	-	-	-	5,213	
SENEGAL	-	-	-	-	-		
ZAIRE	-	-	-	-	-		
<u>AMERICAN REPUBLICS</u>							
ARGENTINA	-	-	-	-	-	229,557	4,375
BOLIVIA	-	-	-	-	-	9,966	83,092
BRAZIL	-	-	-	-	-	24,010	17,903
CHILE	-	-	-	-	-	115	5,516
COLOMBIA	-	-	-	-	-	3,903	10,364
COSTA RICA	-	-	-	-	-	2,454	6,732
CUBA	-	-	-	-	-	195	1,995
DOMINICAN REPUBLIC	-	-	-	-	-	4	50
ECUADOR	-	-	-	-	-	5,081	1,673
EL SALVADOR	-	-	-	-	-	11,176	20,277
GUATEMALA	-	-	-	-	-	20,352	324
HAITI	-	-	-	-	-		
HONDURAS	-	-	-	-	-		
JAMAICA	-	-	-	-	-		
MEXICO	-	-	-	-	-		
NICARAGUA	-	-	-	-	-		
PANAMA	-	-	-	-	-		
PARAGUAY	-	-	-	-	-		
PERU	-	-	-	-	-		
URUGUAY	-	-	-	-	-		
VENEZUELA	-	-	-	-	-		
<u>INTERNATIONAL ORGANIZATIONS</u>							
GEN. AND REG. COSTS	-	-	-	-	-	529	291,537

**IMET PROGRAM/DELIVERIES**  
**INCLUDES MASF AND EMERGENCY DRAWDOWNS**  
(Dollars in Millions)



INTERNATIONAL MILITARY EDUCATION AND TRAINING PROGRAM/DELIVERIES  
INCLUDES MILITARY ASSISTANCE SERVICE FUNDED AND EMERGENCY DRAWDOWNS

(DOLLARS IN THOUSANDS)

	FY 1950	FY 1985	FY 1986	FY 1987	FY 1988	FY 1989	FY 1990
WORLDWIDE		2,196,576	50,513	53,374	45,231	45,549	43,461
EAST ASIA AND PACIFIC		851,194	9,396	10,062	9,077	8,907	9,073
CAMBODIA	14,603	-	-	-	-	-	-
FIJI	234	83	82	-	-	-	-
INDOCHINA	598	-	-	-	-	-	-
INDONESIA	39,569	1,779	1,824	1,824	1,664	1,647	1,791
JAPAN	44,589	-	-	-	-	-	-
KOREA (SEOUL) A/	165,064	1,813	2,004	2,004	1,640	1,464	1,196
LAOS A/	42,814	-	-	-	-	-	-
MALAYSIA	7,214	853	913	913	850	932	947
MONGOLIA	-	-	-	-	-	-	-
MYANMAR	4,973	263	299	299	257	-	-
PAPUA NEW GUINEA	152	40	61	61	40	48	42
REP OF PHILIPPINES A/	41,530	2,340	2,472	2,472	2,414	2,534	2,445
SINGAPORE	203	47	41	41	47	48	47
SOLOMON ISLANDS	55	8	22	22	23	24	38
TAIWAN	103,156	-	-	-	-	-	-
THAILAND A/	84,222	2,130	2,301	2,301	2,110	2,183	2,533
TONGA	77	38	44	44	33	28	34
VANUATU	-	-	-	-	-	-	-
VIETNAM A/	302,142	-	-	-	-	-	-
WESTERN SAMOA	-	-	-	-	-	-	-
NEAR EAST AND SOUTH ASIA		203,471	9,555	10,255	8,429	9,066	8,694
AFGHANISTAN	5,616	-	-	-	-	-	-
ALGERIA	55	39	132	132	81	103	144
BAHRAIN	-	-	-	-	-	-	-
BANGLADESH	1,708	268	299	299	290	325	300
EGYPT	9,079	1,641	1,696	1,696	1,477	1,484	1,509
INDIA	7,233	303	194	194	261	297	263
IRAN	67,442	-	-	-	-	-	-
IRAQ	1,487	-	-	-	-	-	-
ISRAEL	-	-	-	-	-	-	-
JORDAN	17,838	1,740	1,935	1,935	1,685	1,867	2,065
LEBANON	6,501	449	477	477	384	353	116
LIBYA	2,795	-	-	-	-	-	-
MALDIVES	61	31	30	30	29	36	46
MOROCCO	21,476	1,470	1,477	1,477	881	933	1,248
NEPAL	951	86	104	104	100	99	123
OMAN	428	41	31	31	100	71	164
PAKISTAN	27,637	927	1,060	1,060	832	922	506
SAUDI ARABIA	12,456	-	-	-	-	-	-
SRI LANKA	836	157	154	154	162	163	188
SYRIA	56	-	-	-	-	-	-

TOTALS MAY NOT ADD DUE TO ROUNDING

\* LESS THAN \$500

INTERNATIONAL MILITARY EDUCATION AND TRAINING PROGRAM/DELIVERIES  
INCLUDES MILITARY ASSISTANCE SERVICE FUNDED AND EMERGENCY DRAWDOWNS

(DOLLARS IN THOUSANDS)

FY 1991	FY 1992	FY 1993	FY 1994	FY 1995	FY 1950
46,040	42,209	42,627	22,250	25,792	2,613,622
6,568	5,665	5,539	2,395	3,471	921,347
-	-	-	122	273	14,998
-	-	-	-	-	398
1,948	2,125	-	-	-	598
983	776	273	21	10	52,347
-	-	-	-	-	44,589
-	108	-	318	504	175,244
-	97	100	50	98	42,814
143	2,475	2,539	876	125	12,531
2,671	15	20	10	1,193	5,791
19	13	20	8	20	897
43	-	-	895	1,101	63,490
679	56	2,339	15	50	516
82	-	61	15	50	357
-	-	30	15	50	103,156
-	-	48	15	48	100,391
-	-	-	-	-	95
7,578	6,009	6,960	3,638	4,851	302,142
175	150	137	56	74	111
-	74	103	56	75	278,505
405	607	462	182	209	5,616
1,798	1,518	1,718	800	1,000	1,146
226	310	362	152	208	308
-	-	-	-	-	5,054
218	-	-	-	-	23,719
1,095	585	501	800	1,003	9,810
-	-	591	304	394	9,810
49	105	102	-	-	67,442
1,314	1,034	1,140	528	715	1,487
197	179	149	106	96	218
214	97	92	54	131	31,114
-	-	-	-	-	9,568
240	224	388	100	96	2,795
-	-	-	-	-	539
-	-	-	-	-	32,216
-	-	-	-	-	2,189
-	-	-	-	-	1,422
-	-	-	-	-	31,884
-	-	-	-	-	12,456
-	-	-	-	-	2,707
-	-	-	-	-	56

WORLDWIDE

EAST ASIA AND PACIFIC

CAMBODIA  
FIJI  
INDOCHINA  
INDONESIA  
JAPAN  
KOREA (SEOUL) A/  
LAOS A/  
MALAYSIA  
MONGOLIA  
MYANMAR  
PAPUA NEW GUINEA  
REP OF PHILIPPINES A/  
SINGAPORE  
SOLOMON ISLANDS  
TAIWAN  
THAILAND A/  
TONGA  
VANUATU  
VIETNAM A/  
WESTERN SAMOA

NEAR EAST AND SOUTH ASIA

AFGHANISTAN  
ALGERIA  
BAHRAIN  
BANGLADESH  
EGYPT  
INDIA  
IRAN  
IRAQ  
ISRAEL  
JORDAN  
LEBANON  
LIBYA  
MALDIVES  
MOROCCO  
NEPAL  
OMAN  
PAKISTAN  
SAUDI ARABIA  
SRI LANKA  
SYRIA

TOTALS MAY NOT ADD DUE TO ROUNDING

\* LESS THAN \$500

INTERNATIONAL MILITARY EDUCATION AND TRAINING PROGRAM/DELIVERIES (CONTINUED)  
 INCLUDES MILITARY ASSISTANCE SERVICE FUNDED AND EMERGENCY DRAWDOWNS

(DOLLARS IN THOUSANDS)

	FY 1950	FY 1985	FY 1986	FY 1987	FY 1988	FY 1989	FY 1990
NEAR EAST AND SOUTH ASIA (CONTINUED)							
TUNISIA	12,442		1,429	1,462	1,160	1,402	1,427
YEMEN	7,376		975	1,202	988	1,012	595
EUROPE AND CANADA	600,753		9,016	10,042	9,719	8,809	8,406
ALBANIA	-		-	-	-	-	-
AUSTRIA	1,648		64	53	22	21	13
BELARUS	-		-	-	-	-	-
BELGIUM	33,889		-	-	-	-	-
BULGARIA	-		-	-	-	-	-
CROATIA	-		-	-	-	-	-
CZECH REPUBLIC	-		-	-	-	-	-
CZECHOSLOVAKIA	-		-	-	-	-	-
DENMARK	30,451		-	-	-	-	-
ESTONIA	-		-	-	-	-	-
FINLAND	461		51	63	46	71	37
FRANCE	107,987		-	-	-	-	-
GEORGIA	-		-	-	-	-	-
GERMANY	16,173		-	-	-	-	-
GREECE	53,776		1,225	1,180	1,085	691	588
HUNGARY	-		-	-	-	-	-
ICELAND	99		27	22	18	20	8
IRELAND	-		-	2	-	9	-
ITALY	46,566		-	-	-	-	-
KAZAKHSTAN	-		-	-	-	-	-
KYRGYZSTAN	-		-	-	-	-	-
LATVIA	-		-	-	-	-	-
LITHUANIA	-		-	-	-	-	-
LUXEMBOURG	-		30	-	26	-	-
MACEDONIA	494		-	-	-	-	-
MALTA	-		-	-	-	75	28
MOLDOVA	-		-	-	-	-	-
NETHERLANDS	39,100		-	-	-	-	-
NORWAY	31,652		-	-	-	-	-
POLAND	-		-	-	-	-	-
PORTUGAL	32,091		2,214	2,475	2,563	2,590	2,381
ROMANIA	-		-	-	-	-	-
RUSSIA	-		-	-	-	-	-
SLOVAKIA	-		-	-	-	-	-
SLOVENIA	-		-	-	-	-	-
SPAIN	53,590		2,276	2,825	2,431	1,887	1,955
TURKEY	126,393		3,075	3,375	3,461	3,408	3,371
TURKMENISTAN	-		-	-	-	-	-
UKRAINE	-		-	-	-	-	-

TOTALS MAY NOT ADD DUE TO ROUNDING

\* LESS THAN \$500



INTERNATIONAL MILITARY EDUCATION AND TRAINING PROGRAM/DELIVERIES (CONTINUED)  
 INCLUDES MILITARY ASSISTANCE SERVICE FUNDED AND EMERGENCY DRAWDOWNS

(DOLLARS IN THOUSANDS)

	<u>FY 1991</u>	<u>FY 1992</u>	<u>FY 1993</u>	<u>FY 1994</u>	<u>FY 1995</u>	<u>FY 1950</u>	<u>FY 1995</u>
	1,623	1,125	1,215	500	800	24,585	
	25	-	-	-	-	12,173	
	<u>7,444</u>	<u>9,464</u>	<u>8,892</u>	<u>6,757</u>	<u>7,629</u>	<u>686,929</u>	
	-	128	172	165	205	670	
	26	-	97	10	15	1,872	
	-	-	-	100	94	291	
	-	-	-	-	-	33,889	
	-	333	279	300	400	1,312	
	-	-	469	-	105	105	
	246	648	61	500	443	1,412	
	-	-	-	-	-	30,451	
	-	61	88	152	180	481	
	15	-	-	10	15	769	
	-	-	-	-	-	107,987	
	-	-	-	63	82	145	
	564	294	243	100	48	16,173	
	250	641	699	700	756	59,794	
	-	-	-	-	-	3,046	
	11	-	-	-	-	194	
	-	-	-	-	-	21	
	-	-	-	-	-	46,566	
	-	-	163	90	97	350	
	-	-	-	50	60	110	
	-	46	113	195	185	540	
	-	72	148	150	196	565	
	-	-	-	-	-	550	
	23	11	53	18	115	115	
	-	-	-	57	58	265	
	-	-	-	-	106	163	
	-	-	-	-	-	39,100	
	351	711	684	700	747	31,652	
	815	2,095	996	500	500	3,192	
	-	-	309	312	460	49,219	
	-	132	455	471	413	1,081	
	-	-	128	296	253	1,472	
	-	-	82	113	121	677	
	1,507	928	240	49	52	316	
	3,552	3,288	3,032	1,006	1,064	67,740	
	-	-	-	50	118	155,024	
	-	77	379	600	697	168	
	-	-	-	-	-	1,753	

NEAR EAST AND SOUTH ASIA (CONTINUED)

TUNISIA  
YEMEN

EUROPE AND CANADA

ALBANIA  
AUSTRIA  
BELARUS  
BELGIUM  
BULGARIA  
CROATIA  
CZECH REPUBLIC  
CZECHOSLOVAKIA  
DENMARK  
ESTONIA  
FINLAND  
FRANCE  
GEORGIA  
GERMANY  
GREECE  
HUNGARY  
IRELAND  
IRELAND  
ITALY  
KAZAKHSTAN  
KYRGYZSTAN  
LATVIA  
LITHUANIA  
LUXEMBOURG  
MACEDONIA  
MALTA  
MOLDOVA  
NETHERLANDS  
NETHERLANDS  
NORWAY  
POLAND  
PORTUGAL  
ROMANIA  
RUSSIA  
SLOVAKIA  
SLOVENIA  
SPAIN  
TURKEY  
TURKMENISTAN  
UKRAINE

TOTALS MAY NOT ADD DUE TO ROUNDING

\* LESS THAN \$500

INTERNATIONAL MILITARY EDUCATION AND TRAINING PROGRAM/DELIVERIES (CONTINUED)  
 INCLUDES MILITARY ASSISTANCE SERVICE FUNDED AND EMERGENCY DRAWDOWNS

(DOLLARS IN THOUSANDS)

	<u>FY 1950</u>	<u>FY 1985</u>	<u>FY 1986</u>	<u>FY 1987</u>	<u>FY 1988</u>	<u>FY 1989</u>	<u>FY 1990</u>
EUROPE AND CANADA (CONTINUED)							
UNITED KINGDOM	21,624	-	-	-	-	-	-
UZBEKISTAN	-	-	-	-	-	-	-
YUGOSLAVIA	4,759	54	48	67	36	26	
AFRICA	80,780	9,080	8,579	7,792	7,508	6,302	
BENIN	73	59	86	66	82	70	
BOTSWANA	892	314	349	324	342	356	
BURKINA FASO	548	34	73	44	69	84	
BURUNDI	353	134	153	111	123	177	
CAMEROON	459	219	284	228	271	306	
CAPE VERDE	107	45	7	66	82	68	
CENTRAL AFRICAN REP	263	117	188	144	182	133	
CHAD	559	313	526	273	254	322	
COMOROS	-	27	23	26	50	45	
CONGO	-	-	2	-	-	37	
DJIBOUTI	393	106	146	133	144	133	
EQUATORIAL GUINEA	216	39	85	81	90	105	
ERITREA	-	-	-	-	-	-	
ETHIOPIA	22,701	-	-	-	-	-	
GABON	504	132	140	127	57	31	
GAMBIA	60	53	58	59	93	99	
GHANA	2,531	212	209	163	194	173	
GUINEA	341	136	184	152	168	170	
GUINEA-BISSAU	44	-	41	48	55	92	
IVORY COAST	498	112	161	146	134	144	
KENYA	8,582	1,479	966	941	977	1,032	
LESOTHO	-	-	48	59	53	60	
LIBERIA	7,885	830	268	198	221	-	
MADAGASCAR	122	77	80	76	87	90	
MALAWI	628	187	158	165	216	132	
MALI	1,771	147	141	141	167	161	
MAURITANIA	246	60	60	95	116	107	
MAURITIUS	-	-	-	-	-	-	
MOZAMBIQUE	-	-	-	-	-	-	
NAMIBIA	-	-	-	-	-	-	
NIGER	1,154	216	241	248	238	285	
NIGERIA	1,507	94	95	90	98	100	
RWANDA	219	75	100	75	99	107	
SAO TOME & PRINCIPE	-	53	43	50	55	70	
SENEGAL	2,403	481	487	439	439	502	
SEYCHELLES	17	20	39	13	-	22	
SIERRA LEONE	152	59	69	71	77	95	
SOMALIA	3,423	942	618	886	750	-	

TOTALS MAY NOT ADD DUE TO ROUNDING

\* LESS THAN \$500

INTERNATIONAL MILITARY EDUCATION AND TRAINING PROGRAM/DELIVERIES (CONTINUED)  
 INCLUDES MILITARY ASSISTANCE SERVICE FUNDED AND EMERGENCY DRAWDOWNS

(DOLLARS IN THOUSANDS)

	FY 1991	FY 1992	FY 1993	FY 1994	FY 1995	FY 1990	FY 1995
	7,998	7,947	8,683	4,021	4,895	153,584	
UNITED KINGDOM	117	106	113	99	161	1,033	21,624
UZBEKISTAN	601	582	445	364	440	5,009	44
YUGOSLAVIA	107	-	-	-	-	960	5,076
BURKINA FASO	195	182	333	-	44	1,807	
BURUNDI	487	283	328	100	-	2,966	
CAMEROON	252	130	167	-	75	998	
CAPE VERDE	143	256	215	-	186	1,827	
CENTRAL AFRICAN REP	344	352	370	225	62	3,599	
CHAD	90	60	137	-	-	458	
COMOROS	214	150	142	109	134	877	
CONGO	208	46	206	106	87	1,706	
DJIBOUTI	127	71	-	-	-	815	
EQUATORIAL GUINEA	-	-	-	82	200	282	
ERITREA	-	-	160	113	248	23,222	
ETHIOPIA	79	113	115	-	-	1,299	
GABON	115	117	98	100	-	851	
GAMBIA	251	260	303	229	216	4,740	
GHANA	160	187	187	88	155	1,924	
GUINEA	164	150	203	102	75	974	
GUINEA-BISSAU	277	186	213	150	120	2,143	
IVORY COAST	718	775	652	288	283	16,694	
KENYA	109	129	130	-	32	621	
LESOTHO	-	-	-	-	-	9,401	
LIBERIA	101	151	274	-	-	1,058	
MADAGASCAR	144	131	108	125	125	2,118	
MALAWI	245	121	198	134	163	3,390	
MALI	84	-	-	-	-	769	
MAURITANIA	-	92	65	-	-	157	
MAURITIUS	87	185	176	-	138	586	
MOZAMBIQUE	190	217	300	-	126	1,052	
NAMIBIA	438	379	349	220	189	3,937	
NIGER	171	378	139	200	-	2,674	
NIGERIA	24	78	141	-	-	1,043	
RWANDA	76	151	175	75	50	702	
SAO TOME & PRINCIPE	587	675	749	450	29	7,809	
SENEGAL	66	90	128	-	598	406	
SEYHELLES	296	88	284	-	52	1,243	
SIERRA LEONE	-	-	-	-	-	6,619	
SOMALIA	-	-	-	-	-	-	

EUROPE AND CANADA (CONTINUED)

TOTALS MAY NOT ADD DUE TO ROUNDING

\* LESS THAN \$500

INTERNATIONAL MILITARY EDUCATION AND TRAINING PROGRAM/DELIVERIES (CONTINUED)  
 INCLUDES MILITARY ASSISTANCE SERVICE FUNDED AND EMERGENCY DRAWDOWNS

(DOLLARS IN THOUSANDS)

	<u>FY 1985</u>	<u>FY 1986</u>	<u>FY 1987</u>	<u>FY 1988</u>	<u>FY 1989</u>	<u>FY 1990</u>
<u>AFRICA (CONTINUED)</u>						
SOUTH AFRICA	-	-	-	-	-	-
SUDAN	7,419	861	946	750	154	-
SWAZILAND	100	42	65	52	61	55
TANZANIA	-	-	-	17	58	90
TOGO	238	51	72	62	102	100
UGANDA	218	-	101	99	94	80
ZAIRE	13,555	1,179	1,128	921	871	460
ZAMBIA	-	-	-	-	-	-
ZIMBABWE	508	171	139	155	186	209
<u>AMERICAN REPUBLICS</u>	<u>232,594</u>	<u>8,153</u>	<u>8,642</u>	<u>7,978</u>	<u>8,949</u>	<u>8,445</u>
ANTIGUA & BARBUDA	89	42	38	44	3	4
ARGENTINA	12,796	-	-	33	146	147
BAHAMAS	44	42	46	51	36	44
BARBADOS	300	69	68	84	2	51
BELIZE	215	72	94	55	107	102
BOLIVIA	14,694	140	184	376	775	466
BRAZIL	16,353	-	-	43	124	97
CHILE	16,847	-	-	-	-	-
COLOMBIA	18,202	999	1,367	1,167	1,502	1,545
COSTA RICA	1,464	213	207	220	207	218
CUBA	2,023	-	-	-	-	-
DOMINICA	110	46	53	41	45	22
DOMINICAN REPUBLIC	13,462	685	800	660	682	735
ECUADOR	15,463	668	541	676	649	705
EL SALVADOR	22,548	1,444	1,349	1,485	1,430	1,430
GUATEMALA	123	75	76	63	72	64
GUYANA	7,954	357	491	454	404	428
HAITI	39	-	-	-	-	-
HONDURAS	3,127	232	254	-	100	-
JAMAICA	13,430	1,043	1,162	1,104	1,133	957
MEXICO	783	284	313	279	598	283
NICARAGUA	3,392	188	257	172	245	309
PANAMA	11,583	-	-	-	-	-
PARAGUAY	7,198	511	556	-	-	-
PERU	6,896	85	105	118	205	212
ST KITTS AND NEVIS	22,108	538	143	378	47	137
ST LUCIA	58	32	53	61	47	60
ST VINCENT + GREN.	114	48	35	19	44	43
SURINAME	127	51	49	43	44	40
TRINIDAD - TOBAGO	94	34	-	-	-	-
URUGUAY	39	50	65	53	10	42
	6,844	104	183	165	178	204

TOTALS MAY NOT ADD DUE TO ROUNDING

\* LESS THAN \$500

INTERNATIONAL MILITARY EDUCATION AND TRAINING PROGRAM/DELIVERIES (CONTINUED)  
 INCLUDES MILITARY ASSISTANCE SERVICE FUNDED AND EMERGENCY DRAWDOWNS

(DOLLARS IN THOUSANDS)

FY 1991	FY 1992	FY 1993	FY 1994	FY 1995	FY 1950 FY 1995
-	-	-	104	297	401
-	-	-	-	-	10,131
128	181	147	-	57	889
60	163	177	114	81	760
126	-	-	-	-	751
190	220	198	128	138	1,466
8	-	-	-	-	18,121
-	135	151	75	92	452
218	382	403	241	232	2,845
13,378	11,988	10,885	4,551	4,237	319,799
18	7	16	6	3	269
520	282	300	102	99	14,424
118	80	75	11	13	559
41	17	37	6	11	686
115	150	124	50	54	1,139
886	742	1,054	439	368	20,125
72	147	250	96	100	17,282
313	306	266	97	120	17,949
2,762	2,310	2,641	900	588	33,982
315	206	225	101	67	3,445
-	-	-	-	-	2,023
15	15	41	30	39	456
636	942	786	308	213	19,910
831	776	808	379	291	21,785
957	1,354	300	400	404	33,101
126	109	49	43	39	839
399	210	153	36	-	10,885
37	77	100	5	97	355
169	-	-	-	35	3,917
1,471	1,202	1,358	524	319	23,702
1,025	664	447	201	174	5,050
881	579	721	201	258	7,204
-	-	-	-	-	11,583
-	-	-	-	-	8,265
120	247	341	89	118	8,536
374	112	-	-	314	24,150
95	91	60	44	39	640
43	72	49	59	46	571
92	104	73	52	40	713
-	-	-	-	28	156
65	38	49	10	-	422
499	484	337	167	111	9,274

TOTALS MAY NOT ADD DUE TO ROUNDING \* LESS THAN \$500

INTERNATIONAL MILITARY EDUCATION AND TRAINING PROGRAM/DELIVERIES (CONTINUED)  
 INCLUDES MILITARY ASSISTANCE SERVICE FUNDED AND EMERGENCY DRAWDOWNS

(DOLLARS IN THOUSANDS)

	<u>FY 1985</u>	<u>FY 1986</u>	<u>FY 1987</u>	<u>FY 1988</u>	<u>FY 1989</u>	<u>FY 1990</u>
AMERICAN REPUBLICS (CONTINUED)						
VENEZUELA	14,078	99	153	137	115	102
INTERNATIONAL ORGANIZATIONS	278	-	-	-	-	-
GEN. AND REG. COSTS	227,505	5,314	5,795	2,235	2,311	2,540

A/ DURING THE PERIOD FY 66-75, GRANT AID FUNDING IN SUPPORT OF ACTIVITIES IN SOUTHEAST ASIA WAS A PART OF THE REGULAR DOD APPROPRIATION AND WAS IDENTIFIED FOR PROGRAMMING PURPOSES AS MILITARY ASSISTANCE SERVICE FUNDED (MASF) PROGRAMS. THE FUNDS WERE USED FOR PROVIDING MILITARY EQUIPMENT AND RELATED SERVICES AND TRAINING TO THOSE COUNTRIES ENGAGED IN THE HOSTILITIES IN SOUTHEAST ASIA, I.E., KOREA, LAOS, PHILIPPINES, THAILAND, AND VIETNAM.

NOTE: SECURITY ASSISTANCE TRAINING IS CONSIDERED FULLY DELIVERED WHEN FUNDED.

INTERNATIONAL MILITARY EDUCATION AND TRAINING PROGRAM/DELIVERIES (CONTINUED)  
 INCLUDES MILITARY ASSISTANCE SERVICE FUNDED AND EMERGENCY DRAWDOWNS

(DOLLARS IN THOUSANDS)

	<u>FY 1991</u>	<u>FY 1992</u>	<u>FY 1993</u>	<u>FY 1994</u>	<u>FY 1995</u>	<u>FY 1950</u> <u>FY 1995</u>
	383	666	226	195	250	16,403
	-	-	-	-	-	278
	<u>3,074</u>	<u>1,137</u>	<u>1,670</u>	<u>888</u>	<u>709</u>	<u>253,179</u>

AMERICAN REPUBLICS (CONTINUED)

VENEZUELA

INTERNATIONAL ORGANIZATIONS

GEN. AND REG. COSTS

TOTALS MAY NOT ADD DUE TO ROUNDING \* LESS THAN \$500

SUMMARY OF STUDENTS TRAINED UNDER INTERNATIONAL MILITARY EDUCATION AND TRAINING PROGRAM  
INCLUDES MILITARY ASSISTANCE SERVICE FUNDED AND EMERGENCY DRAWDOWNS

	FY 1950	FY 1985	FY 1986	FY 1987	FY 1988	FY 1989	FY 1990
WORLDWIDE	531,552	6,134	6,198	5,773	5,205	4,975	1,155
<u>EAST ASIA AND PACIFIC</u>	<u>283,781</u>	<u>1,309</u>	<u>1,305</u>	<u>1,161</u>	<u>1,134</u>	<u>1,134</u>	<u>1,155</u>
CAMBODIA	67,482	-	-	-	-	-	-
FIJI	39	13	11	-	-	-	-
INDOCHINA	434	-	-	-	-	-	-
INDONESIA	6,638	112	81	89	89	89	100
JAPAN	15,721	-	-	-	-	-	-
KOREA (SEOUL) A/	35,773	217	235	191	204	204	212
LAOS A/	44,500	-	-	-	-	-	-
MALAYSIA	1,167	113	112	86	88	88	112
MONGOLIA	-	-	-	-	-	-	-
MYANMAR	1,046	28	32	21	-	-	-
PAPUA NEW GUINEA	31	8	12	4	5	5	5
REP OF PHILIPPINES A/	18,045	516	521	473	495	495	458
SINGAPORE	76	16	18	9	14	14	12
SOLOMON ISLANDS	8	2	2	2	4	4	4
TAIWAN	25,597	-	-	-	-	-	-
THAILAND A/	19,272	277	274	282	231	231	251
TONGA	17	7	7	4	4	4	1
VANUATU	-	-	-	-	-	-	-
VIETNAM A/	-	-	-	-	-	-	-
WESTERN SAMOA	47,935	-	-	-	-	-	-
<u>NEAR EAST AND SOUTH ASIA</u>	<u>33,337</u>	<u>1,008</u>	<u>1,185</u>	<u>1,103</u>	<u>897</u>	<u>897</u>	<u>802</u>
AFGHANISTAN	487	-	-	-	-	-	-
ALGERIA	9	7	7	10	11	11	20
BAHRAIN	-	-	-	-	-	-	-
BANGLADESH	235	34	35	33	35	35	31
EGYPT	1,232	124	170	159	139	139	146
INDIA	723	26	10	12	15	15	16
IRAN	11,049	-	-	-	-	-	-
IRAQ	410	-	-	-	-	-	-
ISRAEL	-	-	-	-	-	-	-
JORDAN	3,893	381	480	487	310	310	244
LEBANON	2,076	64	51	36	28	28	8
LIBYA	567	-	-	-	-	-	-
MALDIVES	10	3	4	2	3	3	4
MOROCCO	3,418	63	87	63	55	55	79
NEPAL	113	8	9	7	9	9	12
OMAN	50	2	2	14	9	9	20
PAKISTAN	5,287	108	111	92	95	95	59
SAUDI ARABIA	1,434	-	-	-	-	-	-
SRI LANKA	135	16	17	21	20	20	18
SYRIA	20	-	-	-	-	-	-



SUMMARY OF STUDENTS TRAINED UNDER INTERNATIONAL MILITARY EDUCATION AND TRAINING PROGRAM  
INCLUDES MILITARY ASSISTANCE SERVICE FUNDED AND EMERGENCY DRAWDOWNS

<u>FY 1991</u>	<u>FY 1992</u>	<u>FY 1993</u>	<u>FY 1994</u>	<u>FY 1995</u>	<u>FY 1950</u>
4,898	4,380	4,417	2,597	2,673	578,802
776	609	541	215	360	292,346
-	-	-	5	9	67,496
-	-	-	-	-	63
113	117	-	-	-	434
-	-	-	-	-	7,339
-	-	-	-	-	15,721
177	150	69	7	7	37,242
-	-	-	-	-	44,500
-	-	-	25	47	1,750
-	4	4	1	7	16
-	-	-	-	-	1,127
14	7	7	3	14	110
384	322	265	94	120	21,693
4	3	4	2	3	161
5	2	2	1	9	41
-	-	-	-	-	25,597
74	-	183	73	121	21,038
5	4	5	1	8	63
-	-	2	1	8	11
-	-	-	-	-	47,935
-	-	-	2	7	9
679	524	554	340	444	40,873
-	-	-	-	-	487
17	12	10	5	7	115
-	21	23	9	20	73
33	33	33	14	12	528
172	165	148	52	74	2,581
10	16	21	8	10	867
-	-	-	-	-	11,049
-	-	-	-	-	410
80	-	-	-	-	80
113	56	50	71	82	6,167
-	-	40	59	67	2,429
-	-	-	-	-	567
4	5	6	-	5	46
75	70	89	34	36	4,069
14	11	11	9	7	210
27	8	16	9	20	177
-	-	-	-	-	5,752
-	-	-	-	-	1,434
14	17	15	10	10	293
-	-	-	-	-	20

WORLDWIDE

EAST ASIA AND PACIFIC

CAMBODIA  
FIJI  
INDOCHINA  
INDONESIA  
JAPAN  
KOREA (SEOUL) A/  
LAOS A/  
MALAYSIA  
MONGOLIA  
MYANMAR  
PAPUA NEW GUINEA  
REP OF PHILIPPINES A/  
SINGAPORE  
SOLOMON ISLANDS  
TAIWAN  
THAILAND A/  
TONGA  
VANUATU  
VIETNAM A/  
WESTERN SAMOA

NEAR EAST AND SOUTH ASIA

AFGHANISTAN  
ALGERIA  
BAHRAIN  
BANGLADESH  
EGYPT  
INDIA  
IRAN  
IRAQ  
ISRAEL  
JORDAN  
LEBANON  
LIBYA  
MALDIVES  
MOROCCO  
NEPAL  
OMAN  
PAKISTAN  
SAUDI ARABIA  
SRI LANKA  
SYRIA

SUMMARY OF STUDENTS TRAINED UNDER INTERNATIONAL MILITARY EDUCATION AND TRAINING PROGRAM (CONTINUED)  
 INCLUDES MILITARY ASSISTANCE SERVICE FUNDED AND EMERGENCY DRAWDOWNS

	<u>FY 1950</u>	<u>FY 1985</u>	<u>FY 1986</u>	<u>FY 1987</u>	<u>FY 1988</u>	<u>FY 1989</u>	<u>FY 1990</u>
<u>NEAR EAST AND SOUTH ASIA (CONTINUED)</u>							
TUNISIA	1,893	119	137	108	116	116	116
YEMEN	296	53	65	59	52	29	29
<u>EUROPE AND CANADA</u>	<u>105,553</u>	<u>620</u>	<u>597</u>	<u>598</u>	<u>647</u>	<u>622</u>	<u>622</u>
ALBANIA	-	-	-	-	-	-	-
AUSTRIA	485	6	7	4	6	6	6
BELARUS	-	-	-	-	-	-	-
BELGIUM	5,118	-	-	-	-	-	-
BULGARIA	-	-	-	-	-	-	-
CROATIA	-	-	-	-	-	-	-
CZECH REPUBLIC	-	-	-	-	-	-	-
CZECHOSLOVAKIA	-	-	-	-	-	-	-
DENMARK	4,657	-	-	-	-	-	-
ESTONIA	-	-	-	-	-	-	-
FINLAND	96	6	6	10	5	5	6
FRANCE	14,402	-	-	-	-	-	-
GEORGIA	-	-	-	-	-	-	-
GERMANY	1,535	-	-	-	-	-	-
GREECE	15,481	151	159	138	203	168	168
HUNGARY	-	-	-	-	-	-	-
ICELAND	40	5	5	5	5	8	8
IRELAND	-	-	-	-	-	2	-
ITALY	9,622	-	-	-	-	-	-
KAZAKHSTAN	-	-	-	-	-	-	-
KYRGYZSTAN	-	-	-	-	-	-	-
LATVIA	-	-	-	-	-	-	-
LITHUANIA	-	-	-	-	-	-	-
LUXEMBOURG	157	3	-	3	-	-	-
MACEDONIA	-	-	-	-	-	-	-
MALTA	-	-	-	-	-	8	6
MOLDOVA	-	-	-	-	-	-	-
NETHERLANDS	6,506	-	-	-	-	-	-
NORWAY	5,506	-	-	-	-	-	-
POLAND	-	-	-	-	-	-	-
PORTUGAL	4,117	79	60	86	86	67	67
ROMANIA	-	-	-	-	-	-	-
RUSSIA	-	-	-	-	-	-	-
SLOVAKIA	-	-	-	-	-	-	-
SLOVENIA	-	-	-	-	-	-	-
SPAIN	12,107	158	160	138	127	148	148
TURKEY	20,883	207	196	210	201	212	212
TURKMENISTAN	-	-	-	-	-	-	-
UKRAINE	-	-	-	-	-	-	-

SUMMARY OF STUDENTS TRAINED UNDER INTERNATIONAL MILITARY EDUCATION AND TRAINING PROGRAM (CONTINUED)  
 INCLUDES MILITARY ASSISTANCE SERVICE FUNDED AND EMERGENCY DRAWDOWNS

	<u>FY 1991</u>	<u>FY 1992</u>	<u>FY 1993</u>	<u>FY 1994</u>	<u>FY 1995</u>	<u>FY 1950</u>	<u>FY 1995</u>
	120	110	92	60	94	2,965	
	-	-	-	-	-	554	
	561	503	587	431	524	111,243	
	-	4	2	12	13	31	
	7	-	-	7	4	532	
	-	-	3	4	8	15	
	-	-	-	-	-	5,118	
	-	14	13	23	16	66	
	-	-	-	-	14	14	
	14	26	23	25	32	80	
	-	-	5	-	-	45	
	-	2	-	-	-	4,657	
	-	-	12	18	9	41	
	4	-	-	2	2	137	
	-	-	-	-	-	14,402	
	-	-	-	3	4	7	
	-	-	-	-	-	1,535	
	152	68	78	28	6	16,632	
	10	31	30	44	35	150	
	-	-	-	-	-	68	
	2	-	-	-	-	4	
	-	-	-	-	-	9,622	
	-	-	8	2	3	13	
	-	-	-	1	2	3	
	-	2	9	19	15	45	
	-	2	7	12	11	32	
	-	-	-	-	-	163	
	5	4	7	7	8	8	
	-	-	-	1	5	42	
	-	-	-	-	-	6	
	10	28	36	29	39	6,506	
	40	57	44	41	60	5,506	
	-	-	12	13	24	4,737	
	-	4	23	26	25	78	
	-	-	7	14	14	35	
	-	-	3	9	10	22	
	87	69	42	5	4	13,045	
	223	189	211	64	109	22,705	
	-	-	-	1	3	4	
	-	3	12	21	39	75	

NEAR EAST AND SOUTH ASIA (CONTINUED)

TUNISIA  
 YEMEN

EUROPE AND CANADA

ALBANIA  
 AUSTRIA  
 BELARUS  
 BELGIUM  
 BULGARIA  
 CROATIA  
 CZECH REPUBLIC  
 CZECHOSLOVAKIA  
 DENMARK  
 ESTONIA  
 FINLAND  
 FRANCE  
 GEORGIA  
 GERMANY  
 GREECE  
 HUNGARY  
 ICELAND  
 IRELAND  
 ITALY  
 KAZAKHSTAN  
 KYRGYZSTAN  
 LATVIA  
 LITHUANIA  
 LUXEMBOURG  
 MACEDONIA  
 MALTA  
 MOLDOVA  
 NETHERLANDS  
 NORWAY  
 POLAND  
 PORTUGAL  
 ROMANIA  
 RUSSIA  
 SLOVAKIA  
 SLOVENIA  
 SPAIN  
 TURKEY  
 TURKMENISTAN  
 UKRAINE

SUMMARY OF STUDENTS TRAINED UNDER INTERNATIONAL MILITARY EDUCATION AND TRAINING PROGRAM (CONTINUED)  
INCLUDES MILITARY ASSISTANCE SERVICE FUNDED AND EMERGENCY DRAWDOWNS

	<u>FY 1950</u>	<u>FY 1985</u>	<u>FY 1986</u>	<u>FY 1987</u>	<u>FY 1988</u>	<u>FY 1989</u>	<u>FY 1990</u>
EUROPE AND CANADA (CONTINUED)							
UNITED KINGDOM	3,970	-	-	-	-	-	-
UZBEKISTAN	-	-	-	-	-	-	-
YUGOSLAVIA	871	5	4	4	4	4	1
AFRICA	9,537	639	578	535	482	432	
BENIN	21	3	2	3	4	3	
BOTSWANA	104	29	35	28	32	31	
BURKINA FASO	46	2	5	3	3	6	
BURUNDI	18	13	7	4	6	11	
CAMEROON	39	12	17	12	13	13	
CAPE VERDE	8	2	-	3	3	6	
CENTRAL AFRICAN REP	19	6	10	7	10	6	
CHAD	16	9	14	15	14	18	
COMOROS	-	3	2	1	3	3	
CONGO	1	-	-	-	-	6	
DJIBOUTI	23	6	10	7	7	7	
EQUATORIAL GUINEA	11	2	2	3	2	4	
ERITREA	-	-	-	-	-	-	
ETHIOPIA	3,918	-	-	-	-	-	
GABON	29	6	5	5	3	2	
GAMBIA	4	4	3	4	7	10	
GHANA	543	26	21	14	16	16	
GUINEA	18	12	9	7	8	6	
GUINEA-BISSAU	3	-	3	2	2	5	
IVORY COAST	79	5	11	8	10	6	
KENYA	620	163	107	100	91	94	
LESOTHO	-	-	5	3	4	4	
LIBERIA	916	42	23	14	14	-	
MADAGASCAR	9	6	5	4	6	6	
MALAWI	76	18	11	17	16	8	
MALI	121	11	9	10	10	8	
MAURITANIA	14	1	2	4	6	6	
MAURITIUS	-	-	-	-	-	-	
MOZAMBIQUE	-	-	-	-	-	-	
NAMIBIA	-	-	-	-	-	-	
NIGER	51	13	10	12	12	16	
NIGERIA	480	23	23	19	20	19	
RWANDA	15	1	4	3	5	4	
SAO TOME & PRINCIPE	-	4	2	2	2	3	
SENEGAL	145	19	31	23	26	30	
SEYCHELLES	3	1	2	1	-	3	
SIERRA LEONE	14	5	7	6	8	10	
SOMALIA	191	57	19	49	41	-	

SUMMARY OF STUDENTS TRAINED UNDER INTERNATIONAL MILITARY EDUCATION AND TRAINING PROGRAM (CONTINUED)  
 INCLUDES MILITARY ASSISTANCE SERVICE FUNDED AND EMERGENCY DRAWDOWNS

	FY 1991	FY 1992	FY 1993	FY 1994	FY 1995	FY 1950	FY 1995
	452	455	535	229	295	14,169	
AFRICA	6	4	8	6	5	65	
BENIN	44	35	38	23	26	425	
BOTSWANA	5	-	-	-	-	70	
BURKINA FASO	5	6	17	-	5	92	
BURUNDI	25	16	16	8	-	171	
CAMEROON	7	6	6	-	2	42	
CAPE VERDE	7	10	10	-	10	95	
CENTRAL AFRICAN REP	17	17	23	12	3	158	
CHAD	4	3	6	-	-	25	
COMOROS	11	4	7	4	6	39	
CONGO	8	1	11	6	8	94	
DJIBOUTI	4	3	-	3	-	31	
EQUATORIAL GUINEA	-	-	-	3	19	22	
ERITREA	-	-	7	5	25	3,955	
ETHIOPIA	-	-	3	-	-	59	
GABON	3	3	8	7	-	66	
GAMBIA	10	9	8	7	-	66	
GHANA	22	15	21	14	16	724	
GUINEA	7	5	10	4	6	92	
GUINEA-BISSAU	6	5	9	5	5	45	
IVORY COAST	14	9	12	6	7	167	
KENYA	55	69	47	21	18	1,385	
LESOTHO	5	11	13	-	3	48	
LIBERIA	-	-	-	-	-	1,009	
MADAGASCAR	5	6	14	-	-	59	
MALAWI	7	7	8	11	7	186	
MALI	11	5	10	6	6	206	
MAURITANIA	4	-	-	-	-	37	
MAURITIUS	-	5	5	-	-	10	
MOZAMBIQUE	2	7	5	-	5	19	
NAMIBIA	12	17	24	14	9	76	
NIGER	21	15	16	9	10	185	
NIGERIA	28	35	10	-	-	657	
RWANDA	-	3	9	1	2	47	
SAO TOME & PRINCIPE	4	5	5	-	1	28	
SENEGAL	24	23	33	21	31	406	
SEYCHELLES	4	4	5	-	1	24	
SIERRA LEONE	12	7	26	-	5	100	
SOMALIA	-	-	-	-	-	357	

EUROPE AND CANADA (CONTINUED)

UNITED KINGDOM  
 UZBEKISTAN  
 YUGOSLAVIA

SUMMARY OF STUDENTS TRAINED UNDER INTERNATIONAL MILITARY EDUCATION AND TRAINING PROGRAM (CONTINUED)  
 INCLUDES MILITARY ASSISTANCE SERVICE FUNDED AND EMERGENCY DRAWDOWNS

	<u>FY 1950</u>	<u>FY 1985</u>	<u>FY 1986</u>	<u>FY 1987</u>	<u>FY 1988</u>	<u>FY 1989</u>	<u>FY 1990</u>
<u>AFRICA (CONTINUED)</u>							
SOUTH AFRICA	-	-	-	-	-	-	-
SUDAN	717	53	63	49	-	-	-
SWAZILAND	14	5	7	5	5	6	6
TANZANIA	-	-	-	4	6	7	7
TOGO	19	3	4	3	6	5	5
UGANDA	18	-	14	9	10	7	7
ZAIRE	1,133	57	62	54	34	16	16
ZAMBIA	-	-	-	-	-	-	-
ZIMBABWE	81	17	12	18	20	21	21
<u>AMERICAN REPUBLICS</u>	<u>99,282</u>	<u>2,558</u>	<u>2,533</u>	<u>2,376</u>	<u>2,045</u>	<u>1,964</u>	
ANTIGUA & BARBUDA	29	10	7	10	-	-	-
ARGENTINA	4,082	-	-	13	18	40	40
BAHAMAS	24	26	17	18	19	19	19
BARBADOS	98	14	14	12	-	11	11
BELIZE	137	23	21	17	19	19	19
BOLIVIA	5,016	21	43	66	95	79	79
BRAZIL	8,726	-	-	9	15	16	16
CHILE	6,917	-	-	-	-	-	-
COLOMBIA	11,837	813	855	889	781	657	657
COSTA RICA	11,989	71	68	70	46	46	46
CUBA	523	-	-	-	-	-	-
DOMINICA	38	10	11	7	9	3	3
DOMINICAN REPUBLIC	5,046	130	132	83	107	90	90
ECUADOR	7,562	143	156	54	221	207	207
EL SALVADOR	4,708	371	311	353	189	168	168
GRENADA	18	18	18	13	15	12	12
GUATEMALA	3,483	95	109	68	98	120	120
GUYANA	43	-	-	-	-	-	-
HAITI	832	20	11	-	8	-	-
HONDURAS	5,177	349	321	357	233	224	224
JAMAICA	244	57	63	60	53	55	55
MEXICO	1,372	19	98	71	31	66	66
NICARAGUA	5,740	-	-	-	-	-	-
PANAMA	6,417	166	112	-	-	-	-
PARAGUAY	2,112	19	23	17	5	18	18
PERU	9,316	53	2	43	2	25	25
ST KITTS AND NEVIS	17	8	10	13	8	13	13
ST LUCIA	38	13	8	4	9	11	11
ST VINCENT + GREN.	34	13	10	8	8	9	9
SURINAME	17	6	-	-	-	-	-
TRINIDAD - TOBAGO	11	10	16	13	6	4	4
URUGUAY	2,908	19	19	33	17	10	10

SUMMARY OF STUDENTS TRAINED UNDER INTERNATIONAL MILITARY EDUCATION AND TRAINING PROGRAM (CONTINUED)  
 INCLUDES MILITARY ASSISTANCE SERVICE FUNDED AND EMERGENCY DRAWDOWNS

	<u>FY 1991</u>	<u>FY 1992</u>	<u>FY 1993</u>	<u>FY 1994</u>	<u>FY 1995</u>	<u>FY 1950</u>	<u>FY 1995</u>
<u>AFRICA (CONTINUED)</u>							
SOUTH AFRICA	-	-	-	4	15	19	
SUDAN	-	-	-	-	-	882	
SWAZILAND	10	15	14	-	3	84	
TANZANIA	4	13	15	8	5	62	
TOGO	6	-	-	-	-	46	
UGANDA	15	18	19	12	10	132	
ZAIRE	-	-	-	-	-	1,356	
ZAMBIA	-	9	16	4	7	36	
ZIMBABWE	18	31	29	15	14	276	
	<u>2,430</u>	<u>2,289</u>	<u>2,199</u>	<u>1,382</u>	<u>1,048</u>	<u>120,106</u>	
<u>AMERICAN REPUBLICS</u>							
ANTIGUA & BARBUDA	2	1	3	1	1	64	
ARGENTINA	57	50	48	36	12	4,356	
BAHAMAS	20	14	23	6	9	195	
BARBADOS	6	-	-	1	3	159	
BELIZE	16	19	18	6	6	301	
BOLIVIA	111	156	131	66	41	5,825	
BRAZIL	18	7	20	17	19	8,847	
CHILE	144	166	159	160	172	7,718	
COLOMBIA	748	711	892	545	274	19,002	
COSTA RICA	66	45	56	27	18	1,502	
CUBA	-	-	-	-	-	523	
DOMINICA	-	2	7	4	6	97	
DOMINICAN REPUBLIC	97	128	133	50	20	6,016	
ECUADOR	174	148	93	111	64	8,933	
EL SALVADOR	109	143	45	65	24	6,486	
GRENADA	16	15	10	9	6	150	
GUATEMALA	58	10	19	5	-	4,065	
GUYANA	9	11	12	3	17	95	
HAITI	13	-	-	-	5	889	
HONDURAS	298	215	216	113	108	7,611	
JAMAICA	119	103	74	11	9	848	
MEXICO	161	132	110	45	58	2,163	
NICARAGUA	-	-	-	-	-	5,740	
PANAMA	-	-	-	-	-	6,695	
PARAGUAY	7	23	31	10	15	2,280	
PERU	78	13	-	-	59	9,591	
ST KITTS AND NEVIS	12	14	10	5	6	116	
ST LUCIA	5	14	8	12	8	130	
ST VINCENT + GREN.	11	21	15	5	8	142	
SURINAME	-	-	-	-	2	25	
TRINIDAD - TOBAGO	8	5	-	3	-	76	
URUGUAY	24	33	33	26	15	3,137	

SUMMARY OF STUDENTS TRAINED UNDER INTERNATIONAL MILITARY EDUCATION AND TRAINING PROGRAM (CONTINUED)  
 INCLUDES MILITARY ASSISTANCE SERVICE FUNDED AND EMERGENCY DRAWDOWNS

	<u>FY 1985</u>	<u>FY 1986</u>	<u>FY 1987</u>	<u>FY 1988</u>	<u>FY 1989</u>	<u>FY 1990</u>
<u>AMERICAN REPUBLICS (CONTINUED)</u>						
VENEZUELA	5,771	61	78	75	33	42
<u>INTERNATIONAL ORGANIZATIONS</u>	13	-	-	-	-	-
<u>GEN. AND REG. COSTS</u>	49	-	-	-	-	-

A/ DURING THE PERIOD FY 66-75, GRANT AID FUNDING IN SUPPORT OF ACTIVITIES IN SOUTHEAST ASIA WAS A PART OF THE REGULAR DOD APPROPRIATION AND WAS IDENTIFIED FOR PROGRAMMING PURPOSES AS MILITARY ASSISTANCE SERVICE FUNDED (MASF) PROGRAMS. THE FUNDS WERE USED FOR PROVIDING MILITARY EQUIPMENT AND RELATED SERVICES AND TRAINING TO THOSE COUNTRIES ENGAGED IN THE HOSTILITIES IN SOUTHEAST ASIA, I.E., KOREA, LAOS, PHILIPPINES, THAILAND, AND VIETNAM.



SUMMARY OF STUDENTS TRAINED UNDER INTERNATIONAL MILITARY EDUCATION AND TRAINING PROGRAM (CONTINUED)  
 INCLUDES MILITARY ASSISTANCE SERVICE FUNDED AND EMERGENCY DRAWDOWNS

<u>FY 1991</u>	<u>FY 1992</u>	<u>FY 1993</u>	<u>FY 1994</u>	<u>FY 1995</u>	<u>FY 1950</u> <u>FY 1995</u>
43	90	33	40	63	6,329
-	-	-	-	-	13
-	-	1	-	2	52

AMERICAN REPUBLICS (CONTINUED)

VENEZUELA

INTERNATIONAL ORGANIZATIONS

GEN. AND REG. COSTS

WORLDWIDE

STATUS OF FOREIGN MILITARY SALES FOREIGN MILITARY CONSTRUCTION SALES AND MILITARY ASSISTANCE PROGRAMS AS OF 30 SEP 95  
VALUE IN THOUSANDS OF DOLLARS

SELECTED ITEMS/CATEGORIES	-----FOREIGN MILITARY SALES-----		-----MILITARY ASSISTANCE/EMERGENCY PROGRAMS-----		UNDELIVERED BALANCE	L	C	CUMULATIVE	DELIVERED	CUMULATIVE	UNDELIVERED BALANCE
	ORDERED CUMULATIVE	DELIVERED CUMULATIVE	PROGRAMMED CUMULATIVE	DELIVERED CUMULATIVE							
AIRCRAFT ANTISUB S-2	220	220	183	183	-	-	-	-	-	-	-
AIRCRAFT ATTACK A-1	-	-	331	331	-	-	-	-	-	-	-
AIRCRAFT ATTACK A-4	854	850	-	-	4	-	-	-	-	-	-
AIRCRAFT ATTACK A-7	111	96	62	62	15	-	-	-	-	-	-
AIRCRAFT ATTACK A-37	229	229	316	316	-	-	-	-	-	-	-
AIRCRAFT BOMBER B-17	19	19	5	5	-	-	-	-	-	-	-
AIRCRAFT BOMBER B-25	80	80	6	6	-	-	-	-	-	-	-
AIRCRAFT BOMBER B-26	109	109	173	173	-	-	-	-	-	-	-
AIRCRAFT BOMBER B-29	-	-	87	87	-	-	-	-	-	-	-
AIRCRAFT BOMBER B-57	-	-	25	25	-	-	-	-	-	-	-
AIRCRAFT CARGO C-7A	18	18	64	64	-	-	-	-	-	-	-
AIRCRAFT CARGO C-9B	2	2	-	-	-	-	-	-	-	-	-
AIRCRAFT CARGO C-12A	6	6	-	-	-	-	-	-	-	-	-
AIRCRAFT CARGO C-45	78	78	94	94	-	-	-	-	-	-	-
AIRCRAFT CARGO C-46	24	24	84	84	-	-	-	-	-	-	-
AIRCRAFT CARGO C-47	123	123	701	701	-	-	-	-	-	-	-
AIRCRAFT CARGO C-54	10	10	70	70	-	-	-	-	-	-	-
AIRCRAFT CARGO C-82	12	12	-	-	-	-	-	-	-	-	-
AIRCRAFT CARGO C-97	7	7	-	-	-	-	-	-	-	-	-
AIRCRAFT CARGO C-118	4	4	-	-	-	-	-	-	-	-	-
AIRCRAFT CARGO C-119	137	137	5	5	-	-	-	-	-	-	-
AIRCRAFT CARGO C-121	-	-	339	339	-	-	-	-	-	-	-
AIRCRAFT CARGO C-123	32	32	1	1	-	-	-	-	-	-	-
AIRCRAFT CARGO C-130	293	289	162	162	4	-	-	-	-	-	-
AIRCRAFT CARGO C-131	-	-	92	92	-	-	-	-	-	-	-
AIRCRAFT CARGO C-135	17	12	1	1	5	-	-	-	-	-	-
AIRCRAFT CARGO C-140	3	3	-	-	-	-	-	-	-	-	-
AIRCRAFT CARGO KC-707	21	21	-	-	-	-	-	-	-	-	-
AIRCRAFT ELECTRONIC OV-1	-	-	-	-	-	-	-	-	-	-	-
AIRCRAFT ELECTRONIC E-2C	33	24	28	28	9	-	-	-	-	-	-
AIRCRAFT ELECTRONIC E-3A	5	5	-	-	-	-	-	-	-	-	-
AIRCRAFT FIGHTER F-1C	-	-	10	10	-	-	-	-	-	-	-
AIRCRAFT FIGHTER F-2C	39	39	-	-	-	-	-	-	-	-	-
AIRCRAFT FIGHTER F-4B	15	15	-	-	-	-	-	-	-	-	-
AIRCRAFT FIGHTER F-4C	41	41	-	-	-	-	-	-	-	-	-
AIRCRAFT FIGHTER F-4D	88	88	18	18	-	-	-	-	-	-	-
AIRCRAFT FIGHTER F-4E	669	669	-	-	-	-	-	-	-	-	-
AIRCRAFT FIGHTER F-4F	175	175	-	-	-	-	-	-	-	-	-
AIRCRAFT FIGHTER F-4K	52	52	-	-	-	-	-	-	-	-	-
AIRCRAFT FIGHTER F-4M	121	121	-	-	-	-	-	-	-	-	-
AIRCRAFT FIGHTER F-5A	132	132	-	-	-	-	-	-	-	-	-
AIRCRAFT FIGHTER F-5B	58	58	625	625	-	-	-	-	-	-	-
AIRCRAFT FIGHTER F-5E	580	580	110	110	-	-	-	-	-	-	-
AIRCRAFT FIGHTER F-5F	126	126	211	211	-	-	-	-	-	-	-
AIRCRAFT FIGHTER F-8E	42	42	9	9	-	-	-	-	-	-	-

WORLDWIDE

STATUS OF FOREIGN MILITARY SALES FOREIGN MILITARY CONSTRUCTION SALES AND MILITARY ASSISTANCE PROGRAMS AS OF 30 SEP 95  
 VALUE IN THOUSANDS OF DOLLARS

SELECTED ITEMS/CATEGORIES	-----FOREIGN MILITARY SALES-----		-----MILITARY ASSISTANCE/EMERGENCY DRAWDOWNS-----	
	ORDERED CUMULATIVE	DELIVERED CUMULATIVE	UNDELIVERED BALANCE	PROGRAMMED CUMULATIVE
AIRCRAFT FIGHTER F-8H	35	35	-	-
AIRCRAFT FIGHTER F-8J	11	11	-	-
AIRCRAFT FIGHTER F-9F	24	24	-	-
AIRCRAFT FIGHTER F-14A	80	80	-	-
AIRCRAFT FIGHTER F-15A	25	25	-	6
AIRCRAFT FIGHTER F-15B	-	-	-	4
AIRCRAFT FIGHTER F-15C	96	96	-	-
AIRCRAFT FIGHTER F-15D	47	47	-	-
AIRCRAFT FIGHTER F-15I	21	-	21	-
AIRCRAFT FIGHTER F-15S	72	4	68	-
AIRCRAFT FIGHTER F-16A	819	637	182	-
AIRCRAFT FIGHTER F-16B	190	137	53	-
AIRCRAFT FIGHTER F-16C	546	358	188	-
AIRCRAFT FIGHTER F-16D	192	132	60	-
A/C FIGHTER ATTACK F/A-18A	317	191	126	-
AIRCRAFT FIGHTER F-47	57	57	-	525
AIRCRAFT FIGHTER F-51	118	118	-	335
AIRCRAFT FIGHTER F-80	-	-	-	113
AIRCRAFT FIGHTER F-84	-	-	-	3936
AIRCRAFT FIGHTER F-86	375	375	-	2804
AIRCRAFT FIGHTER F-100	46	46	-	505
AIRCRAFT FIGHTER F-102	-	-	-	73
AIRCRAFT FIGHTER F-104	271	271	-	394
AIRCRAFT FIGHTER F-111	43	43	-	-
AIRCRAFT OBSERVATION O-1	49	39	10	1634
AIRCRAFT OBSERVATION O-2	21	21	-	53
AIRCRAFT PATROL P-2	76	76	-	186
AIRCRAFT PATROL P-3	75	68	7	1
AIRCRAFT RECON RB-57	-	-	-	4
AIRCRAFT RECON RC-47	-	-	-	11
AIRCRAFT RECON RF-4	146	146	-	2
AIRCRAFT RECON RF-5	31	31	-	71
AIRCRAFT RECON RF-84	19	19	-	449
AIRCRAFT RECON RF-86	-	-	-	17
AIRCRAFT RECON RF-100	-	-	-	4
AIRCRAFT RECON RF-101	-	-	-	8
AIRCRAFT RECON RF-104	-	-	-	24
AIRCRAFT RECON RT-33	-	-	-	87
AIRCRAFT TRAINER T-2	64	64	-	-
AIRCRAFT TRAINER T-6	705	705	-	1099
AIRCRAFT TRAINER T-7	-	-	-	28
AIRCRAFT TRAINER T-11	12	12	-	-
AIRCRAFT TRAINER T-13	-	-	-	2
AIRCRAFT TRAINER T-28	317	317	-	654
AIRCRAFT TRAINER T-33	462	462	-	1325
AIRCRAFT TRAINER T-34	53	53	-	71

WORLDWIDE

STATUS OF FOREIGN MILITARY SALES FOREIGN MILITARY CONSTRUCTION SALES AND MILITARY ASSISTANCE PROGRAMS AS OF 30 SEP 95  
 VALUE IN THOUSANDS OF DOLLARS

SELECTED ITEMS/CATEGORIES	-----FOREIGN MILITARY SALES-----		-----MILITARY ASSISTANCE/EMERGENCY DRAWDOWNS-----	
	ORDERED CUMULATIVE	DELIVERED CUMULATIVE	PROGRAMMED CUMULATIVE	UNDELIVERED BALANCE
AIRCRAFT TRAINER T-35	10	10	-	-
AIRCRAFT TRAINER T-37	217	217	231	223
AIRCRAFT TRAINER T-38	76	76	12	12
AIRCRAFT TRAINER T-41	49	49	280	280
AIRCRAFT TRAINER T-42	-	-	5	5
AIRCRAFT UTILITY U-1	2	2	34	34
AIRCRAFT UTILITY U-3	-	-	6	6
AIRCRAFT UTILITY U-6	12	12	155	155
AIRCRAFT UTILITY U-7	-	-	603	603
AIRCRAFT UTILITY U-8	-	-	1	1
AIRCRAFT UTILITY U-10	-	-	36	36
AIRCRAFT UTILITY HU-16	49	49	99	99
AIRCRAFT UTILITY U-17	23	23	516	516
AIRCRAFT UTILITY U-18	-	-	2	2
AIRCRAFT UTILITY U-19	-	-	48	48
AIRCRAFT UTILITY U-20	-	-	2	2
AIRCRAFT UTILITY AU-23	20	20	14	14
AIRCRAFT UTILITY AU-24	-	-	15	15
HELICOPTER AH-1	339	287	4	4
HELICOPTER HH-1	6	6	-	-
HELICOPTER UH-1	889	845	1761	1748
HELICOPTER SH-3	25	17	2	2
HELICOPTER OH-6	-	-	23	23
HELICOPTER OH-13	152	152	245	245
HELICOPTER TH-13	106	94	12	12
HELICOPTER UH-13	-	-	3	3
HELICOPTER CH-19	-	-	19	19
HELICOPTER HH-19	-	-	4	4
HELICOPTER UH-19	13	13	164	164
HELICOPTER CH-21	14	14	16	16
HELICOPTER UH-21	-	-	12	12
HELICOPTER OH-23	4	4	168	168
HELICOPTER UH-25	-	-	19	19
HELICOPTER CH-34	97	97	153	153
HELICOPTER SH-34	22	22	24	24
HELICOPTER UH-34	3	3	273	273
HELICOPTER UH-41	-	-	11	11
HELICOPTER HH-43	12	12	58	58
HELICOPTER CH-46	2	2	-	-
HELICOPTER CH-47	21	21	79	79
HELICOPTER HH-52	1	1	-	-
HELICOPTER CH-53	8	8	-	-
HELICOPTER RH-53	6	6	-	-
HELICOPTER TH-55	-	-	25	25
HELICOPTER OH-58	130	130	3	3
HELICOPTER SH-60	12	6	-	-

WORLDWIDE

STATUS OF FOREIGN MILITARY SALES FOREIGN MILITARY CONSTRUCTION SALES AND MILITARY ASSISTANCE PROGRAMS AS OF 30 SEP 95  
VALUE IN THOUSANDS OF DOLLARS

SELECTED ITEMS/CATEGORIES	-----FOREIGN MILITARY SALES-----		-----MILITARY ASSISTANCE/EMERGENCY DRAWDOWNS-----	
	ORDERED CUMULATIVE	UNDELIVERED BALANCE	PROGRAMMED CUMULATIVE	UNDELIVERED BALANCE
HELICOPTER UH-60	41	39	-	-
HELICOPTER AH-64	146	110	24	24
VTOL AV-8	28	2	-	-
VTOL OV-10	130	-	12	-
MISCELLANEOUS AIRCRAFT	989	20	4141	4141
TOTAL AIRCRAFT (+ SP)	\$ 106959620	35441834	10015047	9725612
AIRCRAFT CARRIERS LIGHT	2	-	3	-
BARGES FUEL OIL	7	-	11	-
BARGES GASOLINE	3	-	9	-
BARGES WATER	4	-	9	-
CARGO SHIPS LIGHT	6	-	4	-
CRUISERS LIGHT	6	-	-	-
DESTROYERS	164	-	41	-
DESTROYER ESCORTS	30	-	64	-
DRYDOCKS FLOATING	13	1	6	-
LANDING CRAFT	208	-	1833	-
LANDING SHIP	90	1	133	-
MINELAYER	1	1	17	-
MINESWEEPER	67	5	364	-
NET LAYING SHIPS	6	-	12	-
OCEAN TUGS AUXILIARY	32	-	6	-
OILERS	1	-	1	-
PATROL CRAFT	143	82	299	-
PATROL FRIGATES	10	-	23	-
PATROL GUNBOATS	13	1	68	-
PATROL TORPEDO BOATS	-	-	26	-
REPAIR SHIPS	8	-	13	-
RESCUE BOATS	253	12	29	-
RESCUE SHIPS SUBMARINE	2	-	1	-
SUBMARINES	61	-	24	-
TANKERS GASOLINE	5	-	2	-
TENDERS SEAPLANE	2	-	3	-
TENDERS SUBMARINE	1	-	1	-
TRANSPORTS	21	-	20	-
HARBOR TUGS	20	-	88	-
MISC BOATS AND CRAFT	2203	272	20361	51
TOTAL SHIPS (+ SP)	\$ 6437206	1280883	2303161	1901
ARMORED CARS	3110	568	744	-
CARR CGO ARMORED	1392	24	534	-
CARR PERS ARMED	23746	163	7849	-
TANKS	13002	577	24533	-
TANK RECOVERY VEHICLES	1867	49	1583	-

WORLDWIDE

STATUS OF FOREIGN MILITARY SALES FOREIGN MILITARY CONSTRUCTION SALES AND MILITARY ASSISTANCE PROGRAMS AS OF 30 SEP 95  
VALUE IN THOUSANDS OF DOLLARS

SELECTED ITEMS/CATEGORIES	-----FOREIGN MILITARY SALES-----		-----MILITARY ASSISTANCE/EMERGENCY DRAWDOWNS-----	
	ORDERED CUMULATIVE	DELIVERED CUMULATIVE	PROGRAMMED CUMULATIVE	UNDELIVERED BALANCE
MISC COMBAT VEHICLES	6076	6061	15110	15110
ARTILLERY SP ANTI AIRCRAFT	608	608	740	740
ARTILLERY SP ANTI TANK	89	89	104	104
ARTILLERY SP 105 MM HOW	323	323	1659	1659
ARTILLERY SP 155 MM HOW	3821	3767	241	241
ARTILLERY SP 8 IN HOW	433	433	149	149
ARTILLERY SP 175 MM GUN	431	431	182	182
ARTILLERY SP OTHER	1054	1054	798	798
GUN 75 MM	58	58	6225	6225
GUN 90 MM	458	458	2630	2630
GUN 105 MM	109	109	-	-
GUN 155 MM	62	62	801	801
GUN 175 MM	36	36	-	-
HOWITZERS 75 MM	73	73	84	84
HOWITZERS 105 MM	1256	1197	7489	7489
HOWITZERS 155 MM	840	668	3826	3826
HOWITZERS 8 INCH	48	48	307	307
AEGIS WEAPON SYSTEM	4	4	-	-
CLOSE IN WPN SYS/PHALANK	97	24	-	-
TOTAL VEH + WPNS (+ SP)	\$ 30580950	21439547	9933797	9918530
TOTAL AMMUNITION	\$ 8749914	7118406	11325009	11300987
		9141403		15267
		1631508		24022
AMRAAM MISSILE	5843	196	-	-
BULLPUP MISSILES	2516	2516	3768	3768
CHAPARRAL MISSILES	3915	3915	-	-
CORPORAL MISSILES	-	-	113	113
DRAGON MISSILES	96584	96570	3254	3254
ENTAC MISSILES	820	820	-	-
FALCON MISSILES	1095	1095	1181	1181
HARM MISSILES	1743	620	-	-
HARPOON MISSILES	2980	2556	-	-
HAWK MISSILES	7116	6922	2256	2256
HELLFIRE MISSILE	3815	1444	650	650
JUPITER MISSILES	-	-	57	57
LANCE MISSILES	902	902	-	-
MATADOR MISSILES	24	24	-	-
MAVERICK MISSILES	14854	12533	-	-
NIKE MISSILES	2239	2239	3050	3050
PERSHING MISSILES	138	138	-	-
PATRIOT MISSILE	2170	1299	74	74
PHOENIX MISSILES	270	270	-	-
REDEYE MISSILES	6639	6639	280	280
SEASPARROW MISSILES	405	400	-	-
SERGEANT MISSILES	195	195	19	19

WORLDWIDE

STATUS OF FOREIGN MILITARY SALES FOREIGN MILITARY CONSTRUCTION SALES AND MILITARY ASSISTANCE PROGRAMS AS OF 30 SEP 95  
VALUE IN THOUSANDS OF DOLLARS

SELECTED ITEMS/CATEGORIES	ORDERED CUMULATIVE	DELIVERED CUMULATIVE	UNDELIVERED BALANCE	C	L	-MILITARY ASSISTANCE/EMERGENCY DELIVERED CUMULATIVE	UNDELIVERED BALANCE
SHRIKE MISSILES	= 769	-	-	-	-	-	-
SIDEWINDER MISSILES	= 38632	31936	6696	-	-	14803	14803
SPARROW MISSILES	= 11220	8797	2423	-	-	211	211
STANDARD MISSILES	= 3588	2224	1364	-	-	-	-
STANDARD ARM MISSILES	= 100	100	-	-	-	-	-
STINGER MISSILES	= 5271	5062	209	-	-	-	-
TARTAR MISSILES	= 652	652	-	-	-	100	100
TERRIER MISSILES	= 194	194	-	-	-	114	114
THOR MISSILES	= -	-	-	-	-	72	72
TOW MISSILES	= 258741	242352	16389	-	-	10278	10278
MISCELLANEOUS MISSILES	= 1127	1065	62	-	-	7211	7211
TOTAL MISSILES (+ SP)	\$ 32765977	18862106	13903870	-	-	1869017	1850576
TOTAL COM EQPT (+ SP)	\$ 13001384	8160824	4840560	-	-	2831409	2830103
TOTAL OTHER EQPT (+ SP)	\$ 6359968	5038412	1321556	-	-	5323433	5307865
TOTAL MAP CONSTRUCTION	\$ -	-	-	-	-	1027305	1027305
TOTAL REP + REHAB EQPT	\$ 4860891	3102932	1757959	-	-	1109640	1109558
TOTAL SUPPLY OPERATIONS	\$ 11234750	7984423	3250327	-	-	4912798	4910523
TOTAL TRAINING	\$ 11033900	7395998	3637901	-	-	2614180	2614180
TOTAL OTHER SERVICES	\$ 38226983	25284045	12942938	-	-	4702692	4702011
TOTAL BOOKS, MAPS + PUBS	\$ 1139961	587676	552285	-	-	539	529
TOTAL UNDEFINED+ADJUSTMENTS	\$ 4737476	2297653	2439823	-	-	-	-
TOTAL FMS + MAP PROGRAMS	\$ 276088981	183946133	92142848	-	-	57968027	57599038
FOREIGN MILITARY CONST SALES	\$ 19131402	17180890	1950512	-	-	-	-
TOTAL WORLDWIDE PROGRAMS	\$ 295220382	201127022	94093360	-	-	57968027	57599038
TOTAL WORLDWIDE PROGRAMS	\$ 295220382	201127022	94093360	-	-	57968027	57599038

WORLDWIDE

STATUS OF FOREIGN MILITARY SALES FOREIGN MILITARY CONSTRUCTION SALES AND MILITARY ASSISTANCE PROGRAMS AS OF 30 SEP 95  
 VALUE IN THOUSANDS OF DOLLARS

SELECTED ITEMS/CATEGORIES	-----FOREIGN MILITARY SALES-----		-MILITARY ASSISTANCE/EMERGENCY DRAWDOWNS-			
	ORDERED CUMULATIVE	DELIVERED CUMULATIVE	UNDELIVERED BALANCE	PROGRAMMED CUMULATIVE	DELIVERED CUMULATIVE	UNDELIVERED BALANCE
ARMY	93400254	71381258	22018996	32804856	32512714	292142
NAVY	71014244	42974615	28039629	5974675	5969156	5519
AIR FORCE	127714499	84660491	43054008	17205585	17136097	69488
OTHER AGENCIES	3091385	2110659	980726	1982910	1981071	1839