



L02

Department of Defense

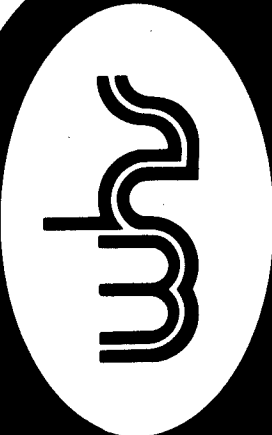
SELECTED MEDICAL CARE STATISTICS

March 31, 1996



DTIC QUALITY INSPECTED 3

DISTRIBUTION STATEMENT A
Approved for public release
Distribution Unlimited



DIRECTORATE FOR INFORMATION
OPERATIONS AND REPORTS (DIOR)

19961003 002

Department of Defense

SELECTED MEDICAL CARE STATISTICS

March 31, 1996

*Issued quarterly by
Washington Headquarters Services
Directorate for Information
Operations and Reports*

FOR SALE BY THE SUPERINTENDENT OF DOCUMENTS
U.S. GOVERNMENT PRINTING OFFICE
WASHINGTON, D.C. 20402-9371
TELEPHONE: (202) 512-1800

~~DTIC and NTIS identification number for this publication is DIONAL02-96/02.~~

FOREWORD

Selected Medical Care Statistics (SMCS) is a quarterly publication prepared by the Washington Headquarters Services, Directorate for Information Operations and Reports (WHS/DIOR) of the Office of the Secretary of Defense

SMCS presents quarterly summary data concerning medical care provided at fixed military medical facilities located in: (1) the United States (including Alaska and Hawaii) and (2) outside the United States, in territories, possessions, and foreign countries. This publication contains pie charts which are based on the percentage of the DoD worldwide total for each of the categories. Admissions and beds occupied by dependents of other uniformed personnel (Public Health Service (PHS), Coast Guard (CG), National Oceanic Atmospheric Administration (NOAA)) are less than one percent and are included in the "other" category on applicable charts and graphs.

This publication is generated from a data base developed and maintained in consonance with Department of Defense Instruction (DoDI) 6015.14, July 13, 1990, under Report Control Symbol DA&M(Q)1474, by the Statistical Information Analysis Division of WHS/DIOR.

TABLE OF CONTENTS

TABLE/FIGURE	PAGE
QUARTER ENDING MARCH 31, 1996	
Table 1.1	1
Figure 1.1	3
Table 1.2	4
Table 1.3	6
Table 2.1	8
Figure 2.1	10
Table 2.2	11
Table 2.3	13
Table 3.1	15
Figure 3.1	17
Table 3.2	18
Table 3.3	20
GLOSSARY	23

TABLE 1.1
OPERATING BEDS/OPERATING BASSINETS/BEDS OCCUPIED - WORLDWIDE

QUARTER ENDING MARCH 31, 1996

FIXED MILITARY MEDICAL FACILITIES	DOD TOTAL	ARMY FACILITIES	NAVY FACILITIES	AIR FORCE FACILITIES
NUMBER OF OPERATING BEDS - TOTAL	8,097	2,969	2,998	2,130
NUMBER OF OPERATING BASSINETS - TOTAL	1,196	370	216	610
NUMBER OF BEDS OCCUPIED (DAILY AVERAGE (ADPL)) - TOTAL	5,183	2,545	1,258	1,380
BEDS OCCUPIED BY US ACTIVE DUTY UNIFORMED PERSONNEL - TOTAL	1,649	819	508	322
MILITARY - TOTAL	1,632	812	502	318
ARMY	749	676	18	55
NAVY-MARINE CORPS	578	80	461	37
AIR FORCE	305	56	23	226
OTHER UNIFORMED PERSONNEL (PHS,CG,NOAA) - TOTAL	17	7	6	4
BEDS OCCUPIED BY RETIRED US UNIFORMED PERSONNEL - TOTAL	1,043	518	208	317
RETIRED MILITARY - TOTAL	1,033	514	204	315
ARMY	438	346	27	65
NAVY-MARINE CORPS	261	63	149	49
AIR FORCE	334	105	28	201
OTHER RETIRED UNIFORMED PERSONNEL (PHS,CG,NOAA) - TOTAL	10	4	4	2

Prepared by: Washington Headquarters Services
Directorate for Information Operations and Reports

TABLE 1.1
OPERATING BEDS/OPERATING BASSINETS/BEDS OCCUPIED - WORLDWIDE

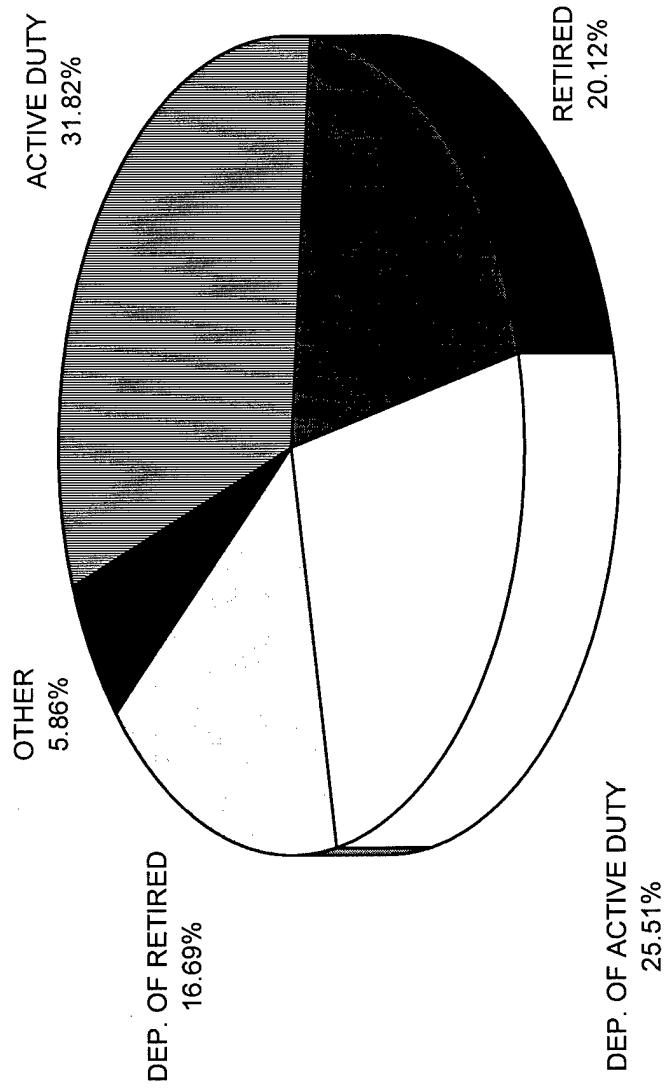
QUARTER ENDING MARCH 31, 1996

FIXED MILITARY MEDICAL FACILITIES	DOD TOTAL	ARMY FACILITIES	NAVY FACILITIES	AIR FORCE FACILITIES
BEDS OCCUPIED BY DEPENDENTS OF US ACTIVE DUTY MILITARY PERSONNEL	- TOTAL 1,322	594	361	367
ARMY	523	459	24	40
NAVY-MARINE CORPS	410	62	309	39
AIR FORCE	389	73	28	288
BEDS OCCUPIED BY DEPENDENTS OF RETIRED AND DECEASED US MILITARY PERSONNEL	- TOTAL 865	426	156	283
ARMY	377	295	24	58
NAVY-MARINE CORPS	195	51	110	34
AIR FORCE	293	80	22	191
BEDS OCCUPIED BY DEPENDENTS OF OTHER UNIFORMED PERSONNEL (PHS,CG,NOAA)	- TOTAL 21	7	8	6
BEDS OCCUPIED BY ALL OTHER BENEFICIARIES	- TOTAL 283	181	17	85

Prepared by: Washington Headquarters Services
 Directorate for Information
 Operations and Reports

BEDS OCCUPIED - WORLDWIDE SUMMARY (ADPL)

QUARTER ENDING MARCH 31, 1996



Prepared by: Washington Headquarters Services
Directorate for Information
Operations and Reports

FIGURE 1.1

TABLE 1.2
OPERATING BEDS/OPERATING BASSINETS/BEDS OCCUPIED - UNITED STATES

QUARTER ENDING MARCH 31, 1996

FIXED MILITARY MEDICAL FACILITIES	DOD TOTAL	ARMY FACILITIES	NAVY FACILITIES	AIR FORCE FACILITIES
NUMBER OF OPERATING BEDS - TOTAL	7,312	2,692	2,591	2,029
NUMBER OF OPERATING BASSINETS - TOTAL	1,058	324	176	558
NUMBER OF BEDS OCCUPIED (DAILY AVERAGE (ADPL)) - TOTAL	4,717	2,299	1,100	1,318
BEDS OCCUPIED BY US ACTIVE DUTY UNIFORMED PERSONNEL - TOTAL	1,411	690	424	297
MILITARY - TOTAL	1,394	683	418	293
ARMY	632	563	16	53
NAVY-MARINE CORPS	502	76	391	35
AIR FORCE	260	44	11	205
OTHER UNIFORMED PERSONNEL (PHS,CG,NOAA) - TOTAL	17	7	6	4
BEDS OCCUPIED BY RETIRED US UNIFORMED PERSONNEL - TOTAL	1,017	502	200	315
RETIRED MILITARY - TOTAL	1,007	498	196	313
ARMY	423	334	24	65
NAVY-MARINE CORPS	256	62	145	49
AIR FORCE	328	102	27	199
OTHER RETIRED UNIFORMED PERSONNEL (PHS,CG,NOAA) - TOTAL	10	4	4	2

Prepared by: Washington Headquarters Services
Directorate for Information
Operations and Reports

TABLE 1.2

OPERATING BEDS/OPERATING BASSINETS/BEDS OCCUPIED - UNITED STATES

QUARTER ENDING MARCH 31, 1996

FIXED MILITARY MEDICAL FACILITIES	DOD TOTAL	ARMY FACILITIES	NAVY FACILITIES	AIR FORCE FACILITIES
BEDS OCCUPIED BY DEPENDENTS OF US ACTIVE DUTY MILITARY PERSONNEL	1,160	517	308	335
ARMY	461	402	20	39
NAVY-MARINE CORPS	371	60	274	37
AIR FORCE	328	55	14	259
BEDS OCCUPIED BY DEPENDENTS OF RETIRED AND DECEASED US MILITARY PERSONNEL	850	417	151	282
ARMY	369	289	22	58
NAVY-MARINE CORPS	192	50	108	34
AIR FORCE	289	78	21	190
BEDS OCCUPIED BY DEPENDENTS OF OTHER UNIFORMED PERSONNEL (PHS, CG, NOAA)	21	7	8	6
BEDS OCCUPIED BY ALL OTHER BENEFICIARIES	258	166	9	83

Prepared by: Washington Headquarters Services
Directorate for Information
Operations and Reports

TABLE 1.3

OPERATING BEDS/OPERATING BASSINETS/BEDS OCCUPIED - OVERSEAS

QUARTER ENDING MARCH 31, 1996

FIXED MILITARY MEDICAL FACILITIES	DOD TOTAL	ARMY FACILITIES	NAVY FACILITIES	AIR FORCE FACILITIES
NUMBER OF OPERATING BEDS - TOTAL	785	277	407	101
NUMBER OF OPERATING BASSINETS - TOTAL	138	46	40	52
NUMBER OF BEDS OCCUPIED (DAILY AVERAGE (ADPL)) - TOTAL	466	246	158	62
BEDS OCCUPIED BY US ACTIVE DUTY UNIFORMED PERSONNEL - TOTAL	238	129	84	25
MILITARY	238	129	84	25
ARMY	117	113	2	2
NAVY-MARINE CORPS	76	4	70	2
AIR FORCE	45	12	12	21
OTHER UNIFORMED PERSONNEL (PHS, CG, NOAA) - TOTAL	0	0	0	0
BEDS OCCUPIED BY RETIRED US UNIFORMED PERSONNEL - TOTAL	26	16	8	2
RETIRED MILITARY	26	16	8	2
ARMY	15	12	3	0
NAVY-MARINE CORPS	5	1	4	0
AIR FORCE	6	3	1	2
OTHER RETIRED UNIFORMED PERSONNEL (PHS, CG, NOAA) - TOTAL	0	0	0	0

Prepared by: Washington Headquarters Services
Directorate for Information
Operations and Reports

TABLE 1.3
OPERATING BEDS/OPERATING BASSINETS/BEDS OCCUPIED - OVERSEAS

QUARTER ENDING MARCH 31, 1996

FIXED MILITARY MEDICAL FACILITIES	DOD TOTAL	ARMY FACILITIES	NAVY FACILITIES	AIR FORCE FACILITIES
BEDS OCCUPIED BY DEPENDENTS OF US ACTIVE DUTY MILITARY PERSONNEL - TOTAL	162	77	53	32
ARMY	62	57	4	1
NAVY-MARINE CORPS	39	2	35	2
AIR FORCE	61	18	14	29
BEDS OCCUPIED BY DEPENDENTS OF RETIRED AND DECEASED US MILITARY PERSONNEL - TOTAL	15	9	5	1
ARMY	8	6	2	0
NAVY-MARINE CORPS	3	1	2	0
AIR FORCE	4	2	1	1
BEDS OCCUPIED BY DEPENDENTS OF OTHER UNIFORMED PERSONNEL (PHS, CG, NOAA) - TOTAL	0	0	0	0
BEDS OCCUPIED BY ALL OTHER BENEFICIARIES - TOTAL	25	15		

Prepared by: Washington Headquarters Services
 Directorate for Information
 Operations and Reports

TABLE 2.1
ADMISSIONS - WORLDWIDE
QUARTER ENDING MARCH 31, 1996

FIXED MILITARY MEDICAL FACILITIES	DOD TOTAL	ARMY FACILITIES	NAVY FACILITIES	AIR FORCE FACILITIES
NUMBER OF ADMISSIONS	137,607	61,400	35,087	41,120
ADMISSIONS OF US ACTIVE DUTY UNIFORMED PERSONNEL	40,655	17,911	12,783	9,961
MILITARY	40,081	17,771	12,519	9,791
ARMY	16,875	15,147	507	1,221
NAVY-MARINE CORPS	13,544	1,270	11,421	853
AIR FORCE	9,662	1,354	591	7,717
OTHER UNIFORMED PERSONNEL (PHS, CG, NOAA)	574	140	264	170
ADMISSIONS OF RETIRED US UNIFORMED PERSONNEL	22,376	10,064	4,783	7,529
ADMISSIONS OF RETIRED MILITARY	22,159	9,999	4,693	7,467
ARMY	8,812	6,709	669	1,434
NAVY-MARINE CORPS	5,645	1,166	3,338	1,141
AIR FORCE	7,702	2,124	686	4,892
ADMISSIONS OF OTHER RETIRED UNIFORMED PERSONNEL (PHS, CG, NOAA)	217	65	90	62

Prepared by: Washington Headquarters Services
Directorate for Information
Operations and Reports

TABLE 2.1
ADMISSIONS - WORLDWIDE

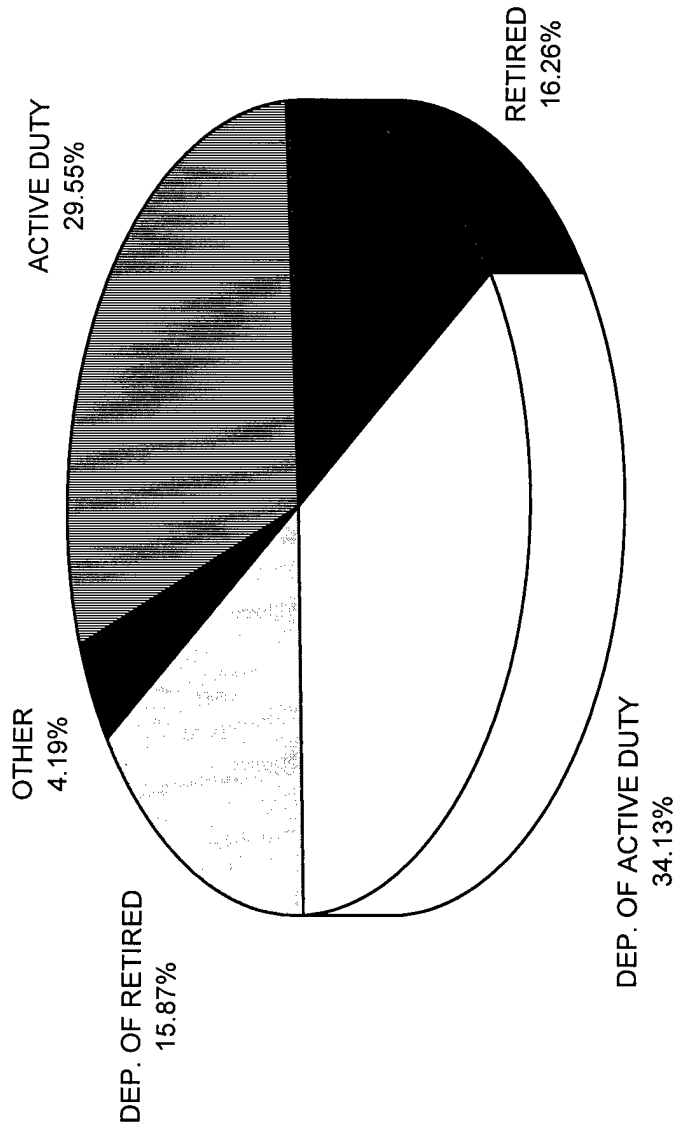
QUARTER ENDING MARCH 31, 1996

FIXED MILITARY MEDICAL FACILITIES	DOD TOTAL	ARMY FACILITIES	NAVY FACILITIES	AIR FORCE FACILITIES
ADMISSIONS OF DEPENDENTS OF US ACTIVE DUTY MILITARY PERSONNEL	- TOTAL 46,971	20,597	12,478	13,896
ARMY	18,481	16,453	659	1,369
NAVY-MARINE CORPS	14,221	1,922	10,941	1,358
AIR FORCE	14,269	2,222	878	11,169
ADMISSIONS OF DEPENDENTS OF RETIRED AND DECEASED US MILITARY PERSONNEL	- TOTAL 21,840	9,664	4,309	7,867
ARMY	8,968	6,758	667	1,543
NAVY-MARINE CORPS	5,137	1,067	3,040	1,030
AIR FORCE	7,735	1,839	602	5,294
ADMISSIONS OF DEPENDENTS OF OTHER UNIFORMED MILITARY PERSONNEL	- TOTAL 674	172	299	203
ADMISSIONS OF ALL OTHER BENEFICIARIES	- TOTAL 5,091	2,992	435	1,664

Prepared by: Washington Headquarters Services
Directorate for Information
Operations and Reports

ADMISSIONS - WORLDWIDE SUMMARY

QUARTER ENDING MARCH 31, 1996



Prepared by: Washington Headquarters Services
Directorate for Information
Operations and Reports

FIGURE 2.1

TABLE 2.2
ADMISSIONS - UNITED STATES
QUARTER ENDING MARCH 31, 1996

FIXED MILITARY MEDICAL FACILITIES	DOD TOTAL	ARMY FACILITIES	NAVY FACILITIES	AIR FORCE FACILITIES
NUMBER OF ADMISSIONS - TOTAL	124,721	55,087	30,914	38,720
ADMISSIONS OF US ACTIVE DUTY UNIFORMED PERSONNEL - TOTAL	35,167	15,031	11,086	9,050
MILITARY - TOTAL	34,604	14,893	10,831	8,880
ARMY	14,326	12,746	440	1,140
NAVY-MARINE CORPS	11,996	1,183	10,025	788
AIR FORCE	8,282	964	366	6,952
OTHER UNIFORMED PERSONNEL (PHS, CG, NOAA) - TOTAL	563	138	255	170
ADMISSIONS OF RETIRED US UNIFORMED PERSONNEL - TOTAL	21,804	9,766	4,570	7,468
ADMISSIONS OF RETIRED MILITARY - TOTAL	21,587	9,701	4,480	7,406
ARMY	8,504	6,484	592	1,428
NAVY-MARINE CORPS	5,536	1,153	3,248	1,135
AIR FORCE	7,547	2,064	640	4,843
ADMISSIONS OF OTHER RETIRED UNIFORMED PERSONNEL (PHS, CG, NOAA) - TOTAL	217	65	90	62

Prepared by: Washington Headquarters Services
Directorate for Information
Operations and Reports

TABLE 2.2
ADMISSIONS - UNITED STATES
QUARTER ENDING MARCH 31, 1996

FIXED MILITARY MEDICAL FACILITIES	DOD TOTAL	ARMY FACILITIES	NAVY FACILITIES	AIR FORCE FACILITIES
ADMISSIONS OF DEPENDENTS OF US ACTIVE DUTY MILITARY PERSONNEL	- TOTAL 41,271	18,065	10,603	12,603
ARMY	16,416	14,553	543	1,320
NAVY-MARINE CORPS	12,772	1,864	9,612	1,296
AIR FORCE	12,083	1,648	448	9,987
ADMISSIONS OF DEPENDENTS OF RETIRED AND DECEASED US MILITARY PERSONNEL	- TOTAL 21,376	9,438	4,123	7,815
ARMY	8,734	6,600	597	1,537
NAVY-MARINE CORPS	5,024	1,048	2,949	1,027
AIR FORCE	7,618	1,790	577	5,251
ADMISSIONS OF DEPENDENTS OF OTHER UNIFORMED MILITARY PERSONNEL	- TOTAL 657	172	282	203
ADMISSIONS OF ALL OTHER BENEFICIARIES	- TOTAL 4,446	2,615	250	1,581

Prepared by: Washington Headquarters Services
Directorate for Information
Operations and Reports

TABLE 2.3

ADMISSIONS - OVERSEAS

QUARTER ENDING MARCH 31, 1996

FIXED MILITARY MEDICAL FACILITIES	DOD TOTAL	ARMY FACILITIES	NAVY FACILITIES	AIR FORCE FACILITIES
NUMBER OF ADMISSIONS - TOTAL	12,886	6,313	4,173	2,400
ADMISSIONS OF US ACTIVE DUTY UNIFORMED PERSONNEL - TOTAL	5,488	2,880	1,697	911
MILITARY - TOTAL	5,477	2,878	1,688	911
ARMY	2,549	2,401	67	81
NAVY-MARINE CORPS	1,548	87	1,396	65
AIR FORCE	1,380	390	225	765
OTHER UNIFORMED PERSONNEL (PHS, CG, NOAA) - TOTAL	11	2	9	0
ADMISSIONS OF RETIRED US UNIFORMED PERSONNEL - TOTAL	572	298	213	61
ADMISSIONS OF RETIRED MILITARY - TOTAL	572	298	213	61
ARMY	308	225	77	6
NAVY-MARINE CORPS	109	13	90	6
AIR FORCE	155	60	46	49
ADMISSIONS OF OTHER RETIRED UNIFORMED PERSONNEL (PHS, CG, NOAA) - TOTAL	0	0	0	0

Prepared by: Washington Headquarters Services
Directorate for Information Operations and Reports

TABLE 2.3
ADMISSIONS - OVERSEAS
QUARTER ENDING MARCH 31, 1996

FIXED MILITARY MEDICAL FACILITIES	DOD TOTAL	ARMY FACILITIES	NAVY FACILITIES	AIR FORCE FACILITIES
ADMISSIONS OF DEPENDENTS OF US ACTIVE DUTY MILITARY PERSONNEL	5,700	2,532	1,875	1,293
ARMY	2,065	1,900	116	49
NAVY-MARINE CORPS	1,449	58	1,329	62
AIR FORCE	2,186	574	430	1,182
ADMISSIONS OF DEPENDENTS OF RETIRED AND DECEASED US MILITARY PERSONNEL	464	226	186	52
ARMY	234	158	70	6
NAVY-MARINE CORPS	113	19	91	3
AIR FORCE	117	49	25	43
ADMISSIONS OF DEPENDENTS OF OTHER UNIFORMED MILITARY PERSONNEL	17	0	17	0
ADMISSIONS OF ALL OTHER BENEFICIARIES	645	377	185	83

Prepared by: Washington Headquarters Services
Directorate for Information
Operations and Reports

TABLE 3.1

OUTPATIENT VISITS AND LIVE BIRTHS - WORLDWIDE

QUARTER ENDING MARCH 31, 1996

FIXED MILITARY MEDICAL FACILITIES	DOD TOTAL	ARMY FACILITIES	NAVY FACILITIES	AIR FORCE FACILITIES
NUMBER OF OUTPATIENT VISITS - TOTAL	9,516,061	4,004,770	2,558,226	2,953,065
OUTPATIENT VISITS BY US ACTIVE DUTY UNIFORMED PERSONNEL - TOTAL	3,528,535	1,495,824	1,099,255	933,456
MILITARY - TOTAL	3,500,711	1,491,033	1,085,777	923,901
ARMY	1,472,292	1,395,463	26,442	50,387
NAVY-MARINE CORPS	1,132,196	50,665	1,040,414	41,117
AIR FORCE	896,223	44,905	18,921	832,397
OTHER UNIFORMED PERSONNEL (PHS, CG, NOAA) - TOTAL	27,824	4,791	13,478	9,555
OUTPATIENT VISITS BY RETIRED US UNIFORMED PERSONNEL - TOTAL	956,087	384,498	217,110	354,479
OUTPATIENT VISITS BY DEPENDENTS OF US ACTIVE DUTY UNIFORMED PERSONNEL - TOTAL	3,410,162	1,399,660	894,078	1,116,424
DEPENDENTS OF MILITARY PERSONNEL - TOTAL	3,378,346	1,390,802	881,071	1,106,473
ARMY	1,313,104	1,193,606	34,075	85,423
NAVY-MARINE CORPS	994,736	99,676	813,276	81,784
AIR FORCE	1,070,506	97,520	33,720	939,266
DEPENDENTS OF OTHER UNIFORMED PERSONNEL (PHS, CG, NOAA) - TOTAL	31,816	8,858	13,007	9,951

Prepared by: Washington Headquarters Services
Directorate for Information
Operations and Reports

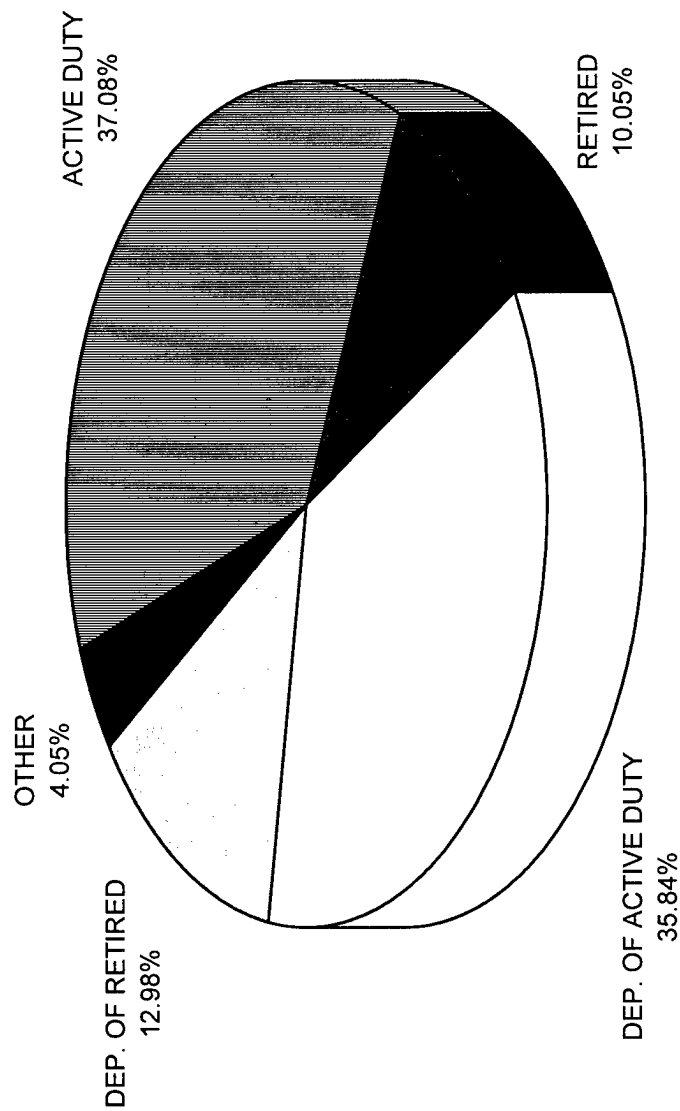
TABLE 3.1
OUTPATIENT VISITS AND LIVE BIRTHS - WORLDWIDE
QUARTER ENDING MARCH 31, 1996

FIXED MILITARY MEDICAL FACILITIES	DOD TOTAL	ARMY FACILITIES	NAVY FACILITIES	AIR FORCE FACILITIES
OUTPATIENT VISITS BY DEPENDENTS OF RETIRED AND DECEASED US UNIFORMED PERSONNEL	- TOTAL 1,235,592	517,925	246,391	471,276
OUTPATIENT VISITS BY ALL OTHER BENEFICIARIES	- TOTAL 385,685	206,863	101,392	77,430
NUMBER OF LIVE BIRTHS	- TOTAL 15,635	6,483	4,428	4,724

Prepared by: Washington Headquarters Services
 Directorate for Information
 Operations and Reports

OUTPATIENT VISITS - WORLDWIDE SUMMARY

QUARTER ENDING MARCH 31, 1996



Prepared by: Washington Headquarters Services
Directorate for Information
Operations and Reports

FIGURE 3.1

TABLE 3.2
OUTPATIENT VISITS AND LIVE BIRTHS - UNITED STATES

QUARTER ENDING MARCH 31, 1996

FIXED MILITARY MEDICAL FACILITIES	DOD TOTAL	ARMY FACILITIES	NAVY FACILITIES	AIR FORCE FACILITIES
NUMBER OF OUTPATIENT VISITS	8,413,757	3,484,130	2,240,061	2,689,566
- TOTAL				
OUTPATIENT VISITS BY US ACTIVE DUTY UNIFORMED PERSONNEL	3,049,534	1,265,290	963,369	820,875
- TOTAL				
MILITARY	3,023,209	1,260,530	950,905	811,774
- TOTAL				
ARMY	1,245,874	1,178,434	22,252	45,188
NAVY-MARINE CORPS	1,000,874	47,945	916,313	36,616
AIR FORCE	776,461	34,151	12,340	729,970
- TOTAL				
OTHER UNIFORMED PERSONNEL (PHS, CG, NOAA)	26,325	4,760	12,464	9,101
- TOTAL				
OUTPATIENT VISITS BY RETIRED US UNIFORMED PERSONNEL	924,497	369,267	206,041	349,189
- TOTAL				
OUTPATIENT VISITS BY DEPENDENTS OF US ACTIVE DUTY UNIFORMED PERSONNEL	2,909,450	1,172,279	754,864	982,307
- TOTAL				
DEPENDENTS OF MILITARY PERSONNEL	2,879,764	1,163,495	743,212	973,057
- TOTAL				
ARMY	1,100,253	994,154	27,505	78,594
NAVY-MARINE CORPS	867,172	95,342	696,547	75,283
AIR FORCE	912,339	73,999	19,160	819,180
- TOTAL				
DEPENDENTS OF OTHER UNIFORMED PERSONNEL (PHS, CG, NOAA)	29,686	8,784	11,652	9,250
- TOTAL				

Prepared by: Washington Headquarters Services
Directorate for Information
Operations and Reports

TABLE 3.2

OUTPATIENT VISITS AND LIVE BIRTHS - UNITED STATES

QUARTER ENDING MARCH 31, 1996

FIXED MILITARY MEDICAL FACILITIES	DOD TOTAL	ARMY FACILITIES	NAVY FACILITIES	AIR FORCE FACILITIES
OUTPATIENT VISITS BY DEPENDENTS OF RETIRED AND DECEASED US UNIFORMED PERSONNEL	- TOTAL 1,207,379	506,514	234,197	466,668
OUTPATIENT VISITS BY ALL OTHER BENEFICIARIES	- TOTAL 322,897	170,780	81,590	70,527
NUMBER OF LIVE BIRTHS	- TOTAL 13,715	5,709	3,662	4,344

Prepared by: Washington Headquarters Services
Directorate for Information
Operations and Reports

TABLE 3.3
OUTPATIENT VISITS AND LIVE BIRTHS - OVERSEAS
QUARTER ENDING MARCH 31, 1996

FIXED MILITARY MEDICAL FACILITIES	DOD TOTAL	ARMY FACILITIES	NAVY FACILITIES	AIR FORCE FACILITIES
NUMBER OF OUTPATIENT VISITS - TOTAL	1,102,304	520,640	318,165	263,499
OUTPATIENT VISITS BY US ACTIVE DUTY UNIFORMED PERSONNEL - TOTAL	479,001	230,534	135,886	112,581
MILITARY - TOTAL	477,502	230,503	134,872	112,127
ARMY	226,418	217,029	4,190	5,199
NAVY-MARINE CORPS	131,322	2,720	124,101	4,501
AIR FORCE	119,762	10,754	6,581	102,427
OTHER UNIFORMED PERSONNEL (PHS,CG,NOAA) - TOTAL	1,499	31	1,014	454
OUTPATIENT VISITS BY RETIRED US UNIFORMED PERSONNEL - TOTAL	31,590	15,231	11,069	5,290
OUTPATIENT VISITS BY DEPENDENTS OF US ACTIVE DUTY UNIFORMED PERSONNEL - TOTAL	500,712	227,381	139,214	134,117
DEPENDENTS OF MILITARY PERSONNEL - TOTAL	498,582	227,307	137,859	133,416
ARMY	212,851	199,452	6,570	6,829
NAVY-MARINE CORPS	127,564	4,334	116,729	6,501
AIR FORCE	158,167	23,521	14,560	120,086
DEPENDENTS OF OTHER UNIFORMED PERSONNEL (PHS,CG,NOAA) - TOTAL	2,130	74	1,355	701

Prepared by: Washington Headquarters Services
Directorate for Information
Operations and Reports

TABLE 3.3

OUTPATIENT VISITS AND LIVE BIRTHS - OVERSEAS

QUARTER ENDING MARCH 31, 1996

FIXED MILITARY MEDICAL FACILITIES	DOD TOTAL	ARMY FACILITIES	NAVY FACILITIES	AIR FORCE FACILITIES
OUTPATIENT VISITS BY DEPENDENTS OF RETIRED AND DECEASED US UNIFORMED PERSONNEL	- TOTAL 28,213	11,411	12,194	4,608
OUTPATIENT VISITS BY ALL OTHER BENEFICIARIES	- TOTAL 62,788	36,083	19,802	6,903
NUMBER OF LIVE BIRTHS	- TOTAL 1,920	774	766	380

Prepared by: Washington Headquarters Services
Directorate for Information Operations and Reports

GLOSSARY

Admission. An act of placing an individual under treatment or observation in a hospital. The day of admission is the day on which the hospital makes a formal acceptance of the patient who is to be provided with room, board, and continuous nursing service in the area of the hospital where patients normally stay at least overnight. While the admission of a newborn is deemed to occur at time of birth, these neonates are reported separately and excluded from the admission data.

Average Daily Patient Load (ADPL). Average number of inpatients in the hospital and receiving care each day during a reported period. Included are patients on pass or liberty not in excess of 72 hours and patients admitted and discharged on the same day. Excluded are newborns, patients on convalescent leave, and patients authorized to subside out. ADPL is calculated by dividing the number of occupied bed days during the period by the total number of days in the reported period.

Bassinets Day. A day spent in the newborn nursery by a healthy infant. This excludes days spent by infants in equipment referred to as a bassinet on any pediatric nursing unit, pediatric intensive care unit, or other nursing unit.

Live Births. The complete expulsion or extraction from a mother of a product of conception, irrespective of the duration of pregnancy, which, after such separation, breathes or shows any other evidence of life such as heartbeat, umbilical cord pulsation, or definite movement of voluntary muscles, whether or not the umbilical cord has been cut or the placenta is attached. Heartbeats are to be distinguished from transient cardiac contractions; respirations are to be distinguished from fleeting respiratory efforts or gasps.

Operating Bed. Accommodation in a functioning medical treatment facility that is currently set up and ready in all respects for the care of a patient. It must include supporting space, equipment, medical material, ancillary and support services, and staff to operate under normal circumstances. Excluded are transient patient beds, bassinets, incubators, labor beds, and recovery beds.

Outpatient Visit. A hospital program for the performance of elective surgical procedures on patients who are not admitted to the hospital as inpatients.