



CALS TEST NETWORK

AFCTN Test Report 93-031

AFCTB-ID
92-049



Raster Transfer Test

using:



Industrial Data Link's Data



MIL-R-28002A (Raster)



Quick Short Test Report



19960822 030

31 August 1992



Prepared for

DISTRIBUTION STATEMENT A
Approved for public release;
Distribution Unlimited

Electronic Systems Center

FORM 870A (7/78) (REPLACES FORM 870)

AFCTN Test Report
93-031

AFCTB-ID
92-049

Raster Transfer Test
Using:
Industrial Data Link's Data

MIL-R-28002A (Raster)

Quick Short Test Report

31 August 1992

Prepared By

Air Force CALS Test Bed
Wright-Patterson AFB, OH 45433

AFCTB Contact

Gary Lammers
(513) 427-2295

AFCTN Contact

Mel Lammers
(513) 427-2295

DISTRIBUTION STATEMENT A

Approved for public release;
Distribution Unlimited

DTIC QUALITY INSPECTED 3

DISCLAIMER

This document was prepared as an account of the work sponsored by the Air Force. Neither the United States Government, the Air Force, nor any of their employees, makes any warranty, express or implied, or assumes any legal liability or responsibility for the accuracy, completeness, or usefulness of any information, apparatus, product, or process disclosed, nor represents that its use would not infringe on commercial products, process, or service by trade name, trademark, manufacturer, or otherwise, does not necessarily constitute or imply its endorsement, recommendation, or favoring by the United States Government or the Air Force. The views and opinions of authors expressed herein do not necessarily state or reflect those of the United States Government or the Air Force, and shall not be used for advertising or product endorsement purposes.

Available to the public from the
National Technical Information Service
U.S. Department of Commerce
5285 Port Royal Rd.,
Springfield, VA 22161

This report and those involved in its preparation do not endorse any product, process, or company stated herein. Use of these means by anyone does not imply certification by the Air Force CALS Test Network (AFCTN).

Contents

1.	Introduction.....	1
1.1.	Background.....	1
1.2.	Purpose.....	1
2.	Test Parameters.....	2
3.	1840A Analysis.....	4
3.1.	External Packaging.....	4
3.2.	Transmission Envelope.....	4
3.2.1.	Tape Formats.....	4
3.2.2.	Declaration and Header Fields.....	4
4.	IGES Analysis.....	4
5.	SGML Analysis.....	5
6.	Raster Analysis.....	5
7.	CGM Analysis.....	5
8.	Conclusions and Recommendations.....	6
9.	Appendix A - Tapetool Report Logs.....	7
9.1.	Tape Catalog.....	7
9.2.	Tape Evaluation Log.....	8
9.3.	Tape File Set Validation Log.....	11
9.4.	Other Tape Reading Logs.....	12
10.	Appendix B - Detailed Raster Analysis.....	13
10.1.	File D001R001.....	13
10.1.1.	Output Preview.....	13

10.2. File D001R002.....14

 10.2.1. Output Preview.....14

 10.2.2. Output Ventura Publisher - Both files..15

 10.2.3. Output IslandPaint - Both Files.....16

1. Introduction

1.1 Background

The Department of Defense (DoD) Air Force Continuous Acquisition and Life- Cycle Support (CALs) Test Network (AFCTN) is conducting tests of the military standard for the Automated Interchange of Technical Information, MIL-STD-1840A, and its companion suite of military specifications. The AFCTN is a DoD sponsored confederation of voluntary participants from industry and government managed by the Electronic Systems Center (ESC).

The primary objective of the AFCTN is to evaluate the effectiveness of the CALS standards for technical data interchange and to demonstrate the technical capabilities and operational suitability of those standards. Two general categories of tests are performed to evaluate the standards; formal and informal.

Formal tests are large and comprehensive, which follow a written test plan, required specific authorization from the DoD, and may take months to prepare, execute, and report.

Informal tests are quick and short, used by the AFCTN technical staff, to broaden the testing base. They include representative samples of the many systems and applications used by AFCTN participants. They also allow the AFCTN staff to gain feedback from many industry and government interpretations of the standards, to increase the base of participation in the CALS initiative, and respond to the many requests for help that come from participants. Participants take part voluntarily, benefit by receiving an evaluation of their latest implementation (interpretation) of the standards, interact with the AFCTN technical staff, gain experience using the standards, and develop increased confidence in them. The results of informal tests are reported in Quick Short Test Reports (QSTRs) that briefly summarize the standard(s) tested, the hardware and software used, the nature of the test, and the results.

acting with the AFCTN technical staff, gaining experience in use of the standards, and developing increased confidence in them. The results of informal tests are reported in Quick Short Test Reports (QSTRs) that briefly summarize the standard(s) tested, the hardware and software used, the nature of the test, and the results.

1.2 Purpose

The purpose of the informal test, reported in this QSTR, was to analyze Industrial Data Link's interpretation and use of the CALS standards in transferring Raster data. Industrial Data Link used its CALS Technical Data Interchange System to produce data, in accordance with the standards, and delivered it to the AFCTN technical staff on a 9-track magnetic tape.

2. Test Parameters

Test Plan: AFCTB 92-049

Date of Evaluation: 31 August 1992

Evaluator: George Elwood
Air Force CALS Test Bed
HQ ESC/ENCP
Suite 200
4027 Colonel Glenn Hwy
Dayton OH 45431-1672

Data Originator: Industrial Data Link
William Largent
3949 Ruffin Road
San Diego CA 92123

Data Description: Technical Manual Test
1 Document Declaration file
2 Raster files

Data Source System:

Raster

HARDWARE

Unknown

SOFTWARE

Unknown

Evaluation Tools Used:

MIL-STD-1840A (TAPE)

SUN 3/280

AFCTN *Tapetool v1.2.8 UNIX*

AGFA Compugraphics *CAPS/CALS v40.4*

MIL-R-28002 (Raster)

SUN SparcStation 2

ArborText *g42tiff*

AGFA Compugraphics *CAPS ccitt2caps v6.0x*

AFCTN *validg4*

AFCTN *calstb.475*

Island Graphics *IslandPaint v3.0*

Rosetta Technology *Preview v3.1*

Cheetah

Inset Systems *HiJaak v2.02*

Software Publishing Corporation

(SPC) *Harvard Graphics v3.0*

Xerox Ventura *Publisher*

Standards

Tested:

MIL-STD-1840A

MIL-R-28002A

3. 1840A Analysis

3.1 External Packaging

The tape arrived at the Air Force CALS Test Bed (AFCTB) enclosed in a box in accordance with ASTM D 3951. The exterior of the box was not marked with the magnetic tape warning label, as required by MIL-STD-1840A, para. 5.3.1.3.

The tape was not enclosed in a barrier bag or barrier sheet material as required by MIL-STD-1840A, para. 5.3.1.2. Inspection of the tape reel showed the label indicating the recording density, as required by MIL-STD-1840A, para. 5.3.1. Enclosed in the box was a packing list showing all files that were recorded on the tape.

3.2 Transmission Envelope

The 9-track tape received by the Air Force CALS Test Bed contained MIL-STD-1840A files. The files were named per the standard conventions.

3.2.1 Tape Formats

The 1840A tape was run through the AFCTB *Tapetool v1.2.8* utility. No errors were encountered while evaluating the contents of the tape labels.

The tape was also read using AGFA's *CAPS read1840A* without a reported error.

3.2.2 Declaration and Header Fields

No errors were reported in the Document Declaration file or the data file header records.

4. IGES Analysis

No Initial Graphics Exchange Specification (IGES) files were included on the tape.

5. SGML Analysis

No Standard Generalized Markup Language (SGML) files were included on the tape.

6. Raster Analysis

Both Raster images were checked using the AFCTN *validg4* utility. No errors were reported. Both files were viewed using the AFCTN *calstb.475* utility. Both of the images were displayed without a problem.

The files were converted using Rosetta Technologies' *Prepare* and then viewed and printed using *Preview* without a problem. The resulting hard copies are included in the Appendix of this report.

The files were converted using ArborText's *ADEPT g42tiff* utility with no reported problems. The resulting files were viewed and printed using Island Graphics' *IslandPaint*. The resulting hard copies are included in the Appendix of this report.

The files were converted to an IMG format using Inset Systems' *HiJaak* with no reported errors. The resulting files were imported in the Xerox *Ventura Publisher* and printed with no reported problems. The resulting hard copies are included in the Appendix of this report.

7. CGM Analysis

No Computer Graphics Metafile (CGM) files were included on this report.

8. Conclusions and Recommendations

In summary, the MIL-STD-1840A tape from Industrial Data Link was basically correct. The tape could be read properly using the AFCTN *Tapetool* utility without any reported errors. The tape was also read using AGFA's *CAPS* utility without any reported errors.

The two Raster files are valid files and could be used by all of the software tools available in the AFCTB without any reported problems. The Raster files meet the CALS MIL-R-28002A specification.

The tape from Industrial Data Link meets the CALS MIL-STD-1840A requirements.

9. Appendix A - Tapetool Report Logs

9.1 Tape Catalog

Air Force CALS Test Network Catalog Evaluation - Version 1.2; Release Number 8

Standards referenced:

MIL-STD-1840A (1987) - Automated Interchange of Technical Information

ANSI X3.27 (1987) - File Structure and Labeling of Magnetic Tapes
for Information Interchange

ANSI X3.4 (1986) - Coded Character Sets - 7 Bit ASCII

Mon Aug 31 15:13:09 1992

MIL-STD-1840A File Catalog

File Set Directory: /cals/tapetool8/Set082

Page: 1

File Name	File Type	Record Format/ Length	Block Length/Total	Selected/ Extracted
D001	Document Declaration	D/00260	02048/000001	Extracted
D001R001	Raster	F/00128	02048/000011	Extracted
D001R002	Raster	F/00128	02048/000010	Extracted

Catalog Process terminated normally.

9.2 Tape Evaluation Log

Air Force CALS Test Network Tape Evaluation - Version 1.2; Release Number 8
Standards referenced:

ANSI X3.27 (1987) - File Structure and Labeling of Magnetic Tapes
for Information Interchange

ANSI X3.4 (1986) - Coded Character Sets - 7 Bit ASCII

Mon Aug 31 15:13:06 1992

ANSI Tape Import Log

Allocating tape drive /dev/rmt0...

/dev/rmt0 allocated.

VOL1CALS01

4

Label Identifier: VOL1
Volume Identifier: CALS01
Volume Accessibility:
Owner Identifier:
Label Standard Version: 4

HDR1D001 CALS0100010001000000 92227 00000 000000

Label Identifier: HDR1
File Identifier: D001
File Set Identifier: CALS01
File Section Number: 0001
File Sequence Number: 0001
Generation Number: 0000
Generation Version Number: 00
Creation Date: 92227
Expiration Date: 00000
File Accessibility:
Block Count: 000000
Implementation Identifier:

HDR2D0204800260

00

Label Identifier: HDR2
Recording Format: D
Block Length: 02048
Record Length: 00260
Offset Length: 00

HDR2F0204800128

00

Label Identifier: HDR2
Recording Format: F
Block Length: 02048
Record Length: 00128
Offset Length: 00

***** Tape Mark *****

Actual Block Size Found = 2048 Bytes.

Number of data blocks read = 11.

***** Tape Mark *****

EOF1D001R001

CALS0100010002000000 92227 00000 000011

Label Identifier: EOF1
File Identifier: D001R001
File Set Identifier: CALS01
File Section Number: 0001
File Sequence Number: 0002
Generation Number: 0000
Generation Version Number: 00
Creation Date: 92227
Expiration Date: 00000
File Accessibility:
Block Count: 000011
Implementation Identifier:

EOF2F0204800128

00

Label Identifier: EOF2
Recording Format: F
Block Length: 02048
Record Length: 00128
Offset Length: 00

***** Tape Mark *****

<<<< PART OF LOG REMOVED HERE >>>>

***** Tape Mark *****

End of Volume CALS01

End Of Tape File Set

Deallocating /dev/rmt0...

Tape Import Process terminated normally.

9.3 Tape File Set Validation Log

Air Force CALS Test Network File Set Evaluation - Version 1.2; Release Number 8
Standards referenced:

MIL-STD-1840A (1987) - Automated Interchange of Technical Information
MIL-R-28002 (1989) - Raster Graphics Representation In Binary
Format, Requirements For

Mon Aug 31 15:13:09 1992

MIL-STD-1840A File Set Evaluation Log

File Set: Set082

Found file: D001

Extracting Document Declaration Header Records...

Evaluating Document Declaration Header Records...

srcsys: Industrial Data Link Corporation
srcdocid: fake1
srcrelid: NONE
chglvl: ORIGINAL
dteisu: 19920814
dstsys: Air Force CALS Test Bed
dstdocid: fake2
dstrelid: NONE
dtetrn: 19920814
dlvacc: NONE
filcnt: R2
ttlcls: UNCLASSIFIED
doccls: UNCLASSIFIED
doctyp: Technical Publication
docttl: NONE

Found file: D001R001

Extracting Raster Header Records...

Evaluating Raster Header Records...

srcdocid: NONE
dstdocid: NONE
txtfilid: NONE

figid: NONE
srcgph: NONE
doccls: NONE
rtype: 1
rorient: 000,270
rpelcnt: 001500,000970
rdensty: 0300
notes: NONE

Found file: D001R002
Extracting Raster Header Records...
Evaluating Raster Header Records...

srcdocid: NONE
dstdocid: NONE
txtfilid: NONE
figid: NONE
srcgph: NONE
doccls: NONE
rtype: 1
rorient: 000,270
rpelcnt: 001500,000970
rdensty: 0300
notes: NONE

Evaluating numbering scheme...
No errors were encountered during numbering scheme evaluation.
Numbering scheme evaluation complete.

Checking file count...
No errors were encountered during file count verification.
File Count verification complete.

No errors were encountered in Document D001.

No errors were encountered in this File Set.

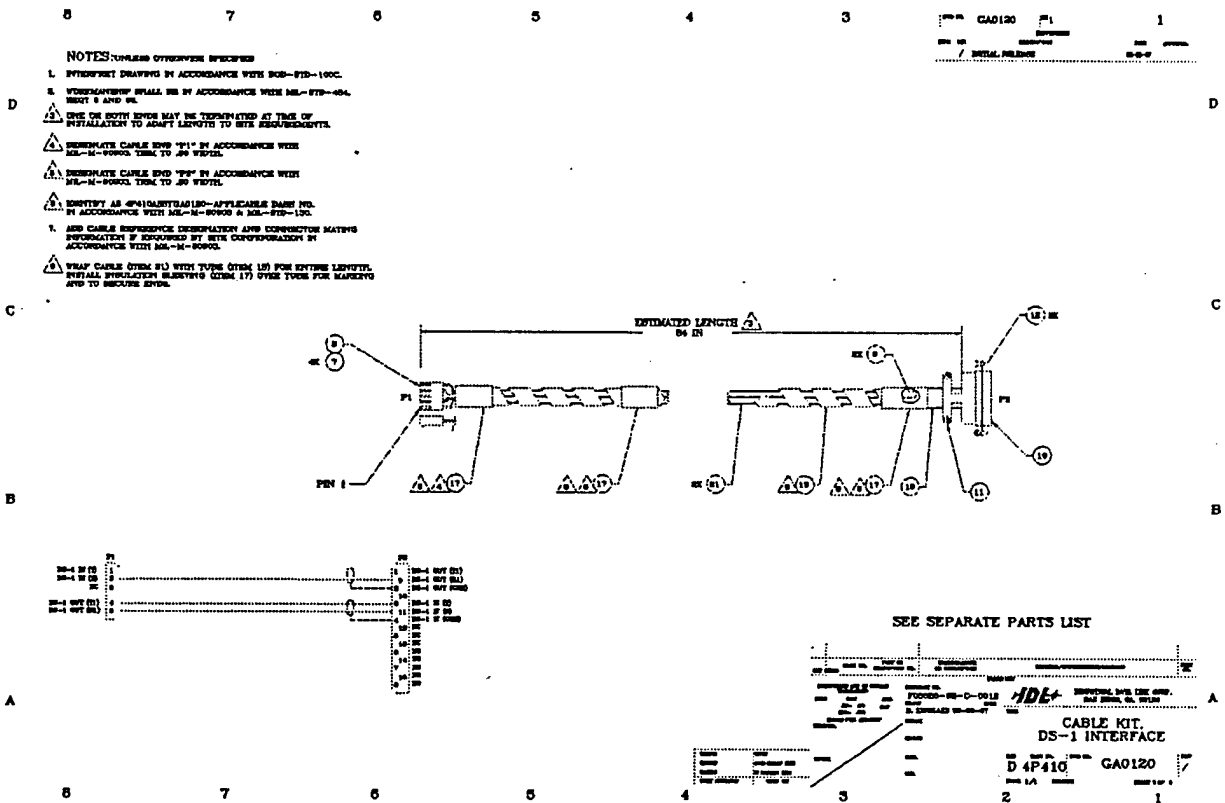
MIL-STD-1840A File Set Evaluation Complete.

9.4 Other Tape Reading Logs

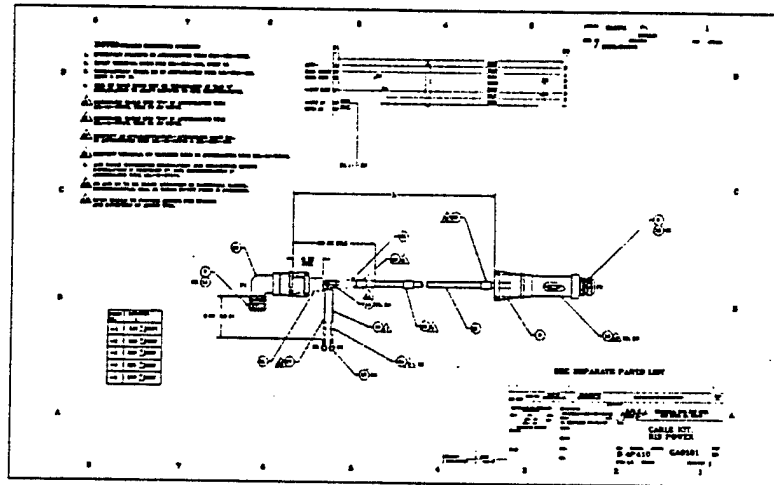
No reported errors.

10.2 File D001R002

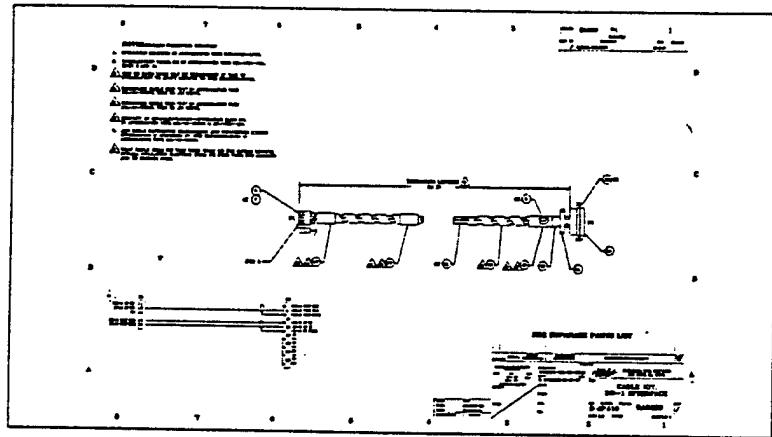
10.2.1 Output Preview



10.2.2 Output Ventura Publisher - Both Files



D001R001



D001R002

10.2.3 Output IslandPaint - Both Files

