



**US Army Corps
of Engineers**
Waterways Experiment
Station

Technical Report W-95-3
December 1995

Water Operations Technical Support Program

Internal Phosphorus Loading in Lake Pepin (Minnesota-Wisconsin)

by William F. James, John W. Barko, Harry L. Eakin

DTIC QUALITY INSPECTED 5

Approved For Public Release; Distribution Is Unlimited

19960227 081

Prepared for Headquarters, U.S. Army Corps of Engineers
and Metropolitan Council

WOTS

DTIC QUALITY INSPECTED 5

The contents of this report are not to be used for advertising, publication, or promotional purposes. Citation of trade names does not constitute an official endorsement or approval of the use of such commercial products.



PRINTED ON RECYCLED PAPER

Internal Phosphorus Loading in Lake Pepin (Minnesota-Wisconsin)

by **William F. James, John W. Barko, Harry L. Eakin**

**U.S. Army Corps of Engineers
Waterways Experiment Station
3909 Halls Ferry Road
Vicksburg, MS 39180-6199**

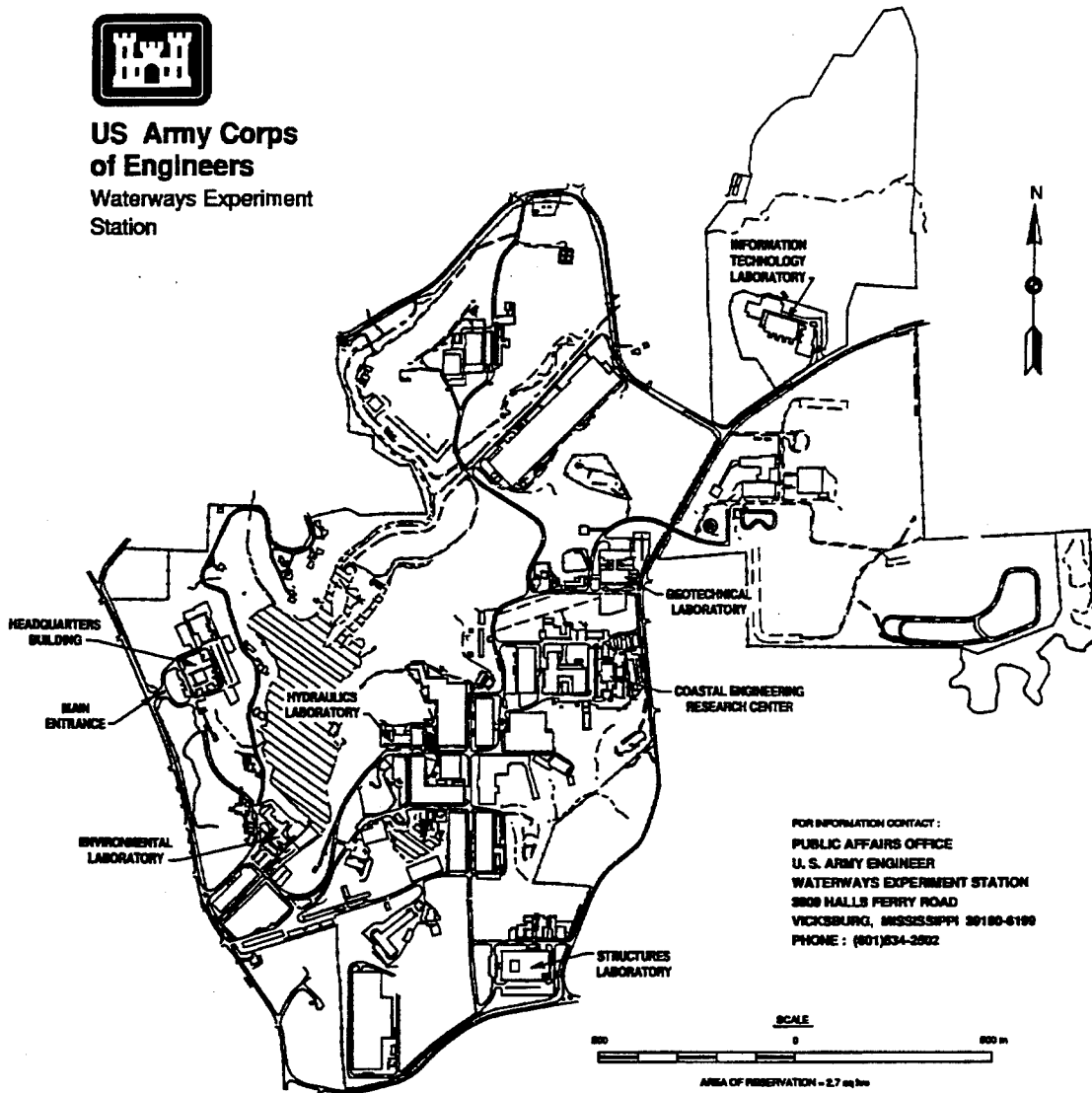
Final report

Approved for public release; distribution is unlimited

**Prepared for U.S. Army Corps of Engineers
Washington, DC 20314-1000
and Metropolitan Council
230 East 5th Street
St. Paul, MN 55101-1633**



**US Army Corps
of Engineers**
Waterways Experiment
Station



FOR INFORMATION CONTACT :
PUBLIC AFFAIRS OFFICE
U. S. ARMY ENGINEER
WATERWAYS EXPERIMENT STATION
2808 HALLS FERRY ROAD
VICKSBURG, MISSISSIPPI 39180-6199
PHONE : (601)834-2622

Waterways Experiment Station Cataloging-in-Publication Data

James, William F.

Internal phosphorus loading in Lake Pepin (Minnesota-Wisconsin) / by William F. James, John W. Barko, Harry L. Eakin ; prepared for U.S. Army Corps of Engineers and Metropolitan Council.

16 p. : ill. ; 28 cm. -- (Technical report ; W-95-3)

Includes bibliographic references.

1. Water -- Phosphorus content. 2. Lake sediments -- Mississippi River -- Lake Pepin. 3. Phosphorus. 4. Water quality -- Mississippi River -- Lake Pepin. I. Barko, John W. II. Eakin, Harry L. III. United States. Army. Corps of Engineers. IV. U.S. Army Engineer Waterways Experiment Station. V. Water Operations Technical Support Program. VI. Metropolitan Council of the Twin Cities Area. VII. Title. VIII. Series: Technical report (U.S. Army Engineer Waterways Experiment Station) ; W-95-3.

TA7 W34 no.W-95-3

Contents

Preface	iv
1—Introduction	1
2—Methods	2
3—Results and Discussion	5
References	9
SF 298	

Preface

This study was conducted for the Metropolitan Council, St. Paul, MN, to evaluate the potential importance of internal phosphorus loading to Lake Pepin, located on the Upper Mississippi River system. Funding was provided by the Metropolitan Council, St. Paul, and the Water Operations Technical Support Program (WOTS). The WOTS Program is sponsored by the Headquarters, U.S. Army Corps of Engineers (HQUSACE), and is assigned to the U.S. Army Engineer Waterways Experiment Station (WES) under the purview of the Environmental Laboratory (EL). The WOTS Program is managed under the Environmental Resources Research and Assistance Programs (ERRAP), Mr. J. Lewis Decell, Manager. Mr. Robert C. Gunkel was Assistant Manager, ERRAP, for the WOTS. Program Monitors during the study were Messrs. Frederick B. Juhle and Rixie Hardy, HQUSACE.

This study was conducted and the report prepared by Mr. William F. James, Dr. John W. Barko, and Mr. Harry L. Eakin of the Environmental Processes and Effects Division (EPED) of the Environmental Laboratory (EL), WES. Ms. E. Zimmer and Messrs. L. Albrightson and D. Dressel of the Eau Galle Aquatic Ecology Laboratory, Spring Valley, WI, and Ms. S. Fox and Mr. D. Reed of the Algae and Aquatic Macrophyte Team of the EPED are gratefully acknowledged for their participation in these studies.

The investigation was conducted under the general supervision of Dr. John Harrison, Chief, EL, and Mr. Donald L. Robey, Chief, EPED, and under the direct supervision of Dr. Richard E. Price, Chief, Ecosystem Processes and Effects Branch.

At the time of publication of this report, Director of WES was Dr. Robert W. Whalin. The Commander was COL Bruce K. Howard, EN.

This report should be cited as follows:

James, W. F., Barko, J. W., and Eakin, H. L. (1995). "Internal phosphorus loading in Lake Pepin (Minnesota-Wisconsin)," Technical Report W-95-3, U.S. Army Engineer Waterways Experiment Station, Vicksburg, MS.

The contents of this report are not to be used for advertising, publication, or promotional purposes. Citation of trade names does not constitute an official endorsement or approval of the use of such commercial products.

1 Introduction

Assessments of phosphorus (P) loadings are essential for determining the trophic state of lakes and reservoirs and potential management alternatives. Historically, these assessments have focused primarily on external P loading from the watershed (Vollenweider 1976) and internal P loading from anoxic hypolimnia (Nürnberg 1984). Increasing concerns over deteriorating water quality and accelerated eutrophication of Lake Pepin, a natural impoundment located on the upper Mississippi River, have led to a detailed examination of external P loadings and point source P contributions from the watershed (Minnesota Pollution Control Agency 1993a and b, Lung and Larson 1994). One P control measure presently under consideration is the reduction of point source P loads from the Metropolitan Wastewater Treatment Plant (Lung and Larson 1994), located 50 miles upstream of Lake Pepin in St. Paul, MN. The treatment plant accounts for about 20 percent of the mean total external P load to the lake (Minnesota Pollution Control Agency 1993a).

Internal P loading from sediments can often delay lake recovery substantially following reductions in external P loading (Welch 1977, Larson et al. 1979, Ryding 1981). This is an important concern in evaluating P reduction measures for Lake Pepin. While internal loading via P release from anoxic sediments has been well documented (Nürnberg 1984, 1987), little is known about the role of P release from sediments under oxic conditions. While most lake restoration efforts have ignored the potential for P release from sediments under oxic conditions, there is strong evidence that even oxic sediments can contribute substantially to the P economy of lakes (Drake and Heaney 1987, James and Barko 1991). P release from sediments under oxic conditions may be a very important component of the P budget of Lake Pepin, which stratifies thermally only intermittently during the summer.

Rates of P release from the sediments of Lake Pepin are estimated based on results of laboratory studies conducted under controlled redox and temperature conditions. These rates are compared with diffusional fluxes of P calculated from in situ profiles of P in the porewater. Finally, different sediment P pools and correlations with P release from the sediment are examined. The objective is to evaluate the importance of internal P loading from oxic as well as anoxic sediment as components of the P budget of Lake Pepin.

2 Methods

Intact cores were collected under the ice during the winter of 1992 for the determination of rates of soluble reactive P (SRP) release from sediments in Lake Pepin. Six replicate cores were collected from each of 12 stations situated along both longitudinal and depth gradients in the lake (Figure 1). A Wildco KB sediment core sampler (Wildco Wildlife Supply Co.), equipped with an acrylic core liner (6.5-cm inside diameter and 50-cm length), was used to collect sediment. Additional lake water was collected within 0.50 m of the sediment surface at each site for incubation with the collected sediment.

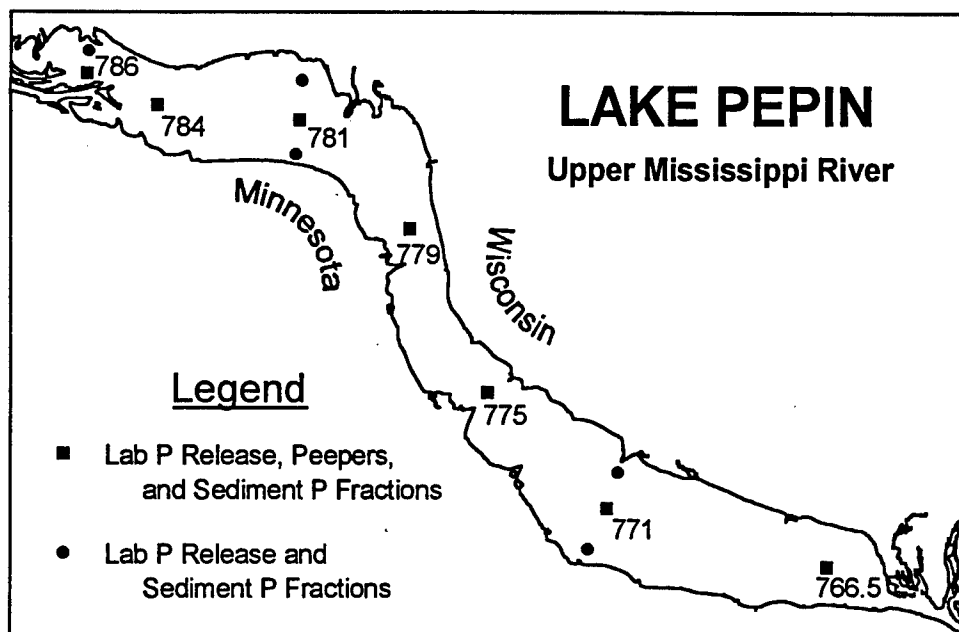


Figure 1. Sampling locations in Lake Pepin

Sediment systems, constructed according to the methods of James and Barko (1991), were incubated in an environmental chamber at 25 °C for 1 to 2 weeks. This incubation temperature was chosen to simulate average temperature conditions near the bottom in Lake Pepin during the summer months (late June through August). One set of three replicate sediment incubation systems was subjected to an oxic environment while the other set (three replicates) was subjected to an anoxic environment for each station. The

oxidation-reduction environment in each system was controlled by gently bubbling either air (oxic) or nitrogen (anoxic) through an air stone placed just above the sediment surface. Bubbling action ensured complete mixing of the water column but did not disrupt or resuspend the sediment. An equilibrium pH of either 8.3, for oxic conditions, or 9.0, for anoxic conditions, was achieved via air and nitrogen bubbling, respectively. These ranges in pH are commonly observed in Lake Pepin (see Chapter 3). Water samples were collected daily from the overlying water of each sediment system, filtered through a 0.45- μm membrane filter, and analyzed colorimetrically for SRP using the ascorbic acid method (American Public Health Association (APHA) 1985). Rates of SRP release from the sediment ($\text{mg m}^{-2} \text{day}^{-1}$) were calculated as linear changes in P mass in the overlying water (corrected for dilution effects due to daily replacement of lake water) divided by time and the area of the incubation system.

In conjunction with the P release measurements, three additional surficial sediment samples were collected at each station for determination of total and extractable sediment P. The upper 10 cm of the surficial sediment was immediately extruded into an airtight container and sealed to preserve the redox integrity of the sediments. In the laboratory, sediments were gently homogenized under a nitrogen atmosphere prior to P fractionation. Analyses of total sediment phosphorus concentrations (P-TOTAL) were performed colorimetrically using Technicon Auto-analyzer II procedures (Technicon Industrial Systems 1978, APHA 1985) following digestion with sulfuric acid, potassium sulfate, and red mercuric oxide (Plumb 1981). Sequential fractionation of inorganic P in the sediments was conducted according to Hieltjes and Lijklema (1980) for the determination P-NH₄Cl (i.e., interstitial P, loosely bound P, and CaCO₃-adsorbed P), P-NaOH (i.e., iron- and aluminum-bound P), and P-HCl (i.e., calcium-bound P). Each extraction was filtered through a 0.45- μm filter under a nitrogen environment, adjusted to pH 7, and analyzed for SRP. All sediment concentrations are expressed in units of mg g^{-1} dry sediment mass.

During July through early August of 1992, three replicate sediment peepers, similar to those described by Shaw and Prepas (1989), were placed in the sediments at five stations in Lake Pepin (Figure 1) to examine in situ Fickian diffusional fluxes and vertical gradients in P at the sediment-water interface via dialysis techniques. Methods of sediment peeper preparation and deployment are described in James and Barko (1991). Samples collected after 14 days of deployment were analyzed for SRP. Fickian diffusional fluxes (J , $\text{mg m}^{-2} \text{day}^{-1}$) of P across the sediment-water interface were calculated as:

$$J = -\Phi \times D \times \Theta^{-2} \times \frac{dC}{dx} \quad (1)$$

(Berner 1980),

where

Φ = porosity of the sediment (0.70)

D = areal sediment diffusion coefficient at 25 °C ($7.50 \times 10^{-5} \text{ cm}^2 \text{ sec}^{-1}$
(Li and Gregory 1974)

Θ^2 = tortuosity of the sediment (1.50; estimated from Sweerts et al.
1991)

dC/dx = SRP gradient across the sediment-water interface

Sediment cores were collected at each site for the determination of sediment porosity. Sediment porosity was calculated as the water mass in the upper 2 cm divided by the volume of the core section. Gradients in SRP were calculated from concentrations immediately above and below (2-cm interval) the sediment-water interface. In conjunction with the retrieval of the sediment peepers, water temperature, dissolved oxygen, and pH were determined at 0.5-m depth intervals at these same stations using a Hydrolab Surveyor II that was precalibrated against Winkler titrations and buffer solutions.

3 Results and Discussion

Over all stations, the mean rate of P release from sediments in Lake Pepin was greater under anoxic than oxic conditions (Table 1). The mean rate of P release ($15.0 \text{ mg m}^{-2} \text{ day}^{-1}$) from anoxic sediments in Lake Pepin was very similar to rates of P release from anoxic sediment estimated by Nürnberg et al. (1986) for a variety of eutrophic lakes. The dominant inorganic P fractions in the sediments of Lake Pepin were P-NaOH followed closely by P-HCl (Table 1). P-NH₄Cl constituted only 10 percent of the measured total inorganic P fraction, indicating that most of the inorganic P in the sediments was associated with the iron, aluminum, and calcium. In general, the total inorganic P fraction accounted for nearly 70 percent of P-TOTAL. Mean P-TOTAL and P-NaOH were significantly lower, while mean P-NH₄Cl and P-HCl were not significantly different (t-test, Statistical Analysis System (SAS) Institute (1985) from the means estimated for 66 lakes in eastern North America (Ostrofsky (1987)).

Table 1
Simple Statistics for Various Sediment Characteristics In
Lake Pepin (n = 30-36)

Variable	Mean	Standard Deviation	Minimum Value	Maximum Value
Oxic P release, $\text{mg m}^{-2} \text{ d}^{-1}$	3.8	2.1	1.9	9.3
Anoxic P release, $\text{mg m}^{-2} \text{ d}^{-1}$	15.0	4.1	8.6	24.0
P-TOTAL, mg g^{-1}	0.97	0.32	0.52	1.60
P-NH ₄ Cl, mg g^{-1}	0.07	0.04	0.01	0.17
P-NaOH, mg g^{-1}	0.30	0.23	0.06	1.28
P-HCl, mg g^{-1}	0.28	0.17	0.08	0.61

Significant ($p < 0.05$) correlations existed among many of the chemical variables measured for the surficial sediments of Lake Pepin; however, Pearson correlation coefficients (r) were generally low (Table 2). P-TOTAL was positively correlated with P-NH₄Cl and P-NaOH, but negatively correlated with

Table 2

Pearson Correlation Coefficients (r) for Oxidic Sediment P Release Rates ($\text{mg m}^{-2} \text{d}^{-1}$; Oxidic), Anoxic Sediment P Release Rates ($\text{mg m}^{-2} \text{d}^{-1}$; Anoxic), Sediment Total P (mg/g ; P-TOTAL), NH_4Cl -extractable P (mg/g ; P- NH_4Cl), NaOH-extractable P (mg/g ; P-NaOH), and HCl-extractable P (mg/g ; P-HCl)

	Anoxic	P-Total	P- NH_4Cl	P-NaOH	P-HCl
Oxidic	0.532*	0.254	0.353*	0.533*	0.253
Anoxic		0.584*	0.611*	0.383*	-0.005
P-Total			0.417*	0.593*	-0.844*
P- NH_4Cl				0.348*	0.241
P-NaOH					-0.130

Note: All data were logarithmically transformed (i.e., natural logarithm). Asterisks indicate significant correlations at the 5 percent level or less.

P-HCl, suggesting that loosely bound P and iron- and aluminum-bound P increase while calcium-bound P decreases with increasing total P content in the sediment. Rates of P release under both oxidic and anoxic conditions were correlated with P- NH_4Cl and P-NaOH, but not with P-HCl (Table 2). These relationships suggested that loosely bound P and iron- and aluminum-bound P sediments contribute to P release from the sediments under both oxidic and anoxic conditions in Lake Pepin. However, regression analysis of P release from sediments versus P-NaOH [\ln oxidic P release = $0.39 \ln(\text{P-NaOH}) + 1.76$; \ln anoxic P release = $0.16 \ln(\text{P-NaOH}) + 2.90$] explained only 28 percent and 15 percent of the variance, respectively. These relatively poor relationships suggest that other sediment variables may be of greater importance in governing P release from sediments in Lake Pepin.

Oxidic and nearly isothermal conditions occurred at all peeper deployment stations, mean water temperature was about 22.9 °C at a depth of 10 cm above the sediment-water interface, and mean pH in the bottom waters ranged from 8.3 to 8.8. Steep gradients in SRP, determined from sediment peepers, existed between the porewater and the overlying water column at all stations during the summer months of 1992 (Figure 2). At station UM779.0, for instance, mean SRP in the overlying water increased from 0.121 mg/L to 0.283 mg/L over an interval of 7 cm above the sediment surface. Relatively high SRP just above the sediment-water interface suggests the accumulation of sediment-derived P in the water column. In the porewater at station UM779.0, SRP increased by greater than one order of magnitude (4.066 mg/L), just 1 cm below the sediment-water interface. Porewater SRP also increased with increasing depth of the sediment, often attaining values >6.0 mg/L at sediment depths greater than 6 cm (Figure 2). Mean Fickian diffusional fluxes for P ranged from 2.4 to 7.1 $\text{mg m}^{-2} \text{d}^{-1}$ in the main basin of the lake and were not

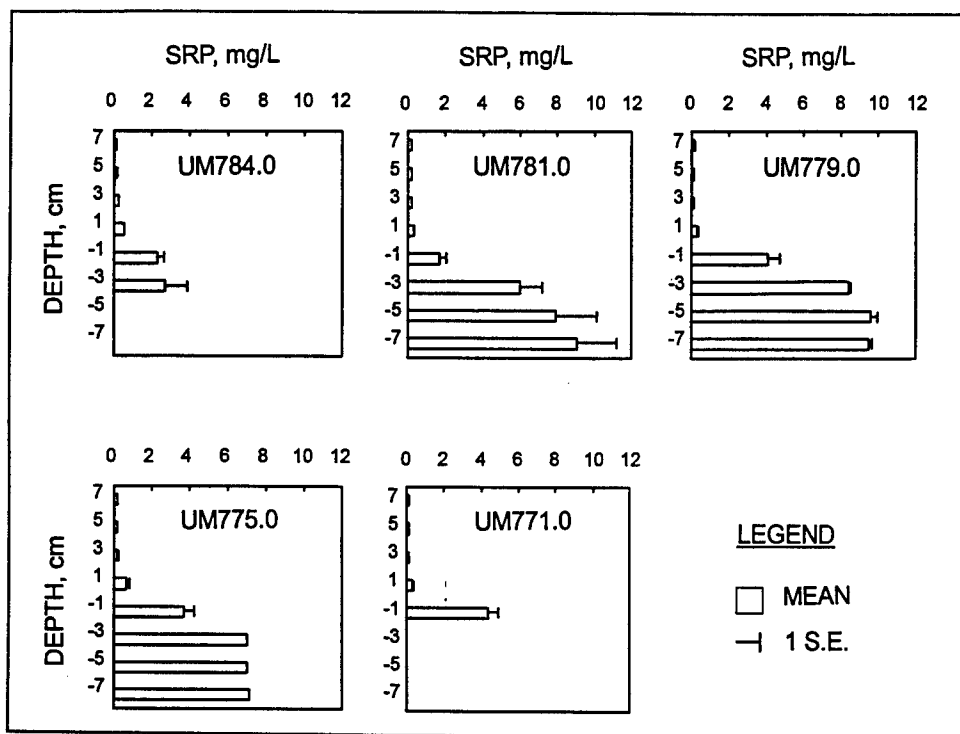


Figure 2. Variations in mean (± 1 S.E.; $n = 3$) soluble reactive phosphorus concentrations in the porewater of the profundal sediments and overlying water column at several stations in Lake Pepin (Discrepancies in depth (i.e., stations UM784.0 and UM771.0) resulted from difficulties in inserting peepers uniformly into the sediment)

significantly different from those rates determined under oxic conditions and similar temperatures in laboratory incubation systems (Table 3).

Results indicate that P release from the sediments of Lake Pepin is high, even under oxic conditions and lack of thermal stratification. Relatively high pH values (i.e., >8), commonly observed in Lake Pepin, may play a role in P release under oxic conditions. Production of hydroxyl ions during photosynthetic activity may enhance P release from oxic sediments via ligand exchange on the surfaces of iron hydroxides (Drake and Heaney 1987, Boers 1991, Jenson and Anderson 1992). The P-NaOH fraction, which is prevalent in the sediments of Lake Pepin, is most strongly affected by high pH values and potential ligand exchange (Boström 1984).

The development of vertical gradients in SRP above the sediment surface in Lake Pepin during the summer, even under oxic conditions, coincides with the observation of high rates of P release from the oxic sediment, suggesting the accumulation of sediment-derived P in the water column. Thus, internal P loading from the sediment potentially plays an important role in the P economy of Lake Pepin. The high measured rates of internal P loading from sediments reported here for oxic, as well as anoxic, conditions have important implications for P dynamics in Lake Pepin. Particularly during periods of low summer inflow, as in 1988, internal P loading from sediments can account for 11 percent and 33 percent of the total daily P load to the system under

Table 3
Direct Comparison of Mean (± 1 S.E.) Rates ($\text{mg m}^{-2} \text{d}^{-1}$) of P Release from the Sediment Measured In Situ with Sediment Peepers (Fickian Diffusional Fluxes) and In Vitro with Laboratory Incubation Systems Under Oxidic and Anoxic Conditions

Station	Peepers Rate	Lab Oxidic Rate	Lab Anoxic Rate
784B	b ¹ 3.1 (1.2)	b 2.7 (0.3)	a 15.8 (-)
781B	b 2.4 (0.6)	b 3.5 (0.5)	a 18.0 (2.5)
779B	b 6.6 (1.0)	b (3.0) (0.3)	a 13.3 (2.3)
775B	b 5.3 (0.8)	b 2.9 (0.3)	a 14.0 (3.4)
771B	b 7.1 (0.8)	b 7.8 (1.5)	a 21.8 (1.6)
OVERALL	b 4.9 (0.6)	b 3.8 (0.5)	a 17.3 (1.4)

¹ Different letters indicate significant differences at the 5 percent level (analysis of variance).

oxic and anoxic conditions, respectively (Lung and Larson 1994). This internal P source could have a substantial impact on P dynamics in Lake Pepin and thus should be considered when evaluating management strategies for this lake.

References

- American Public Health Association. (1985). *Standard methods for the examination of water and wastewater*. 16th ed., Washington, DC.
- Berner, R. A. (1980). *Early Diagenesis*. Princeton University Press, Princeton, NJ.
- Boers, P. C. M. (1991). "The influence of pH on phosphate release from lake sediments," *Wat. Res.* 25, 309-311.
- Boström, B. (1984). "Potential mobility of phosphorus in different types of lake sediment," *Int. Rev. Gesamtem. Hydrobiol.* 69, 457-474.
- Drake, J. C., and Heaney, I. (1987). "Occurrence of phosphorus and its potential remobilization in the littoral sediments of a productive English lake," *Freshwat. Biol.* 17, 513-523.
- Hieltjes, A., and Lijklema, L. (1980). "Fractionation of inorganic phosphates in calcareous sediment," *J. Environ. Qual.* 9, 405-407.
- James, W. F., and Barko, J. W. (1991). "Littoral-pelagic phosphorus dynamics during nighttime convective circulation," *Limnol. Oceanogr.* 36, 179-187.
- Jensen, H. S., and Andersen, F. O. (1992). "Importance of temperature, nitrate, and pH for phosphate release from aerobic sediments of four shallow, eutrophic lakes," *Limnol. Oceanogr.* 37, 577-589.
- Larson, D. P., Van Sickle, J., Malueg, K. W., and Smith, P. D. (1979). "The effects of wastewater phosphorus removal on Shagawa Lake, Minnesota: Phosphorus supplies, lake phosphorus and chlorophyll a," *Wat. Res.* 13, 1259-1272.
- Li, Y., and Gregory, S. (1974). "Diffusion of ions in sea water and deep-sea sediment," *Geochim. Cosmochim. Acta* 38, 703-714.
- Lung, W. S., and Larson, C. E. (1994). "Water quality modeling of the upper Mississippi River and Lake Pepin," American Society of Civil Engineers.

- Minnesota Pollution Control Agency. (1993a). "Mississippi River phosphorus study, Section 3: Lake Pepin water quality: 1976 - 1991," Final Report, Water Quality Division, St. Paul, MN.
- _____. (1993b). "Mississippi River phosphorus study, Section 7: Lake Pepin and Mississippi River bathtub modeling," Final Report, Water Quality Division, St. Paul, MN.
- Nürnberg, G. K. (1984). "The prediction of internal phosphorus loads in lakes with hypolimnetic anoxia," *Limnol. Oceanogr.* 29, 111-124.
- Nürnberg, G. K. (1987). "A comparison of internal phosphorus loads in lakes with hypolimnetic anoxia: Laboratory incubations versus in situ hypolimnetic phosphorus accumulation," *Limnol. Oceanogr.* 32, 1162-1164.
- Nürnberg, G. K., Shaw, M., Dillon, P. J., and McQueen, D. J. (1986). "Internal phosphorus load in an oligotrophic precambrian shield lake with an anoxic hypolimnion," *Can. J. Fish. Aquat. Sci.* 43, 574-580.
- Ostrofsky, M. L. (1987). "Phosphorus species in the surficial sediments of lakes in eastern North America," *Can. J. Fish. Aquat. Sci.* 44, 960-966.
- Plumb, R. H. (1981). "Procedure for handling and chemical analysis of sediment and water samples," Technical Report EPA/CE-81-1, U.S. Army Engineer Waterways Experiment Station, Vicksburg, MS.
- Ryding, S. O. (1981). "Reversibility of man-induced eutrophication. Experiences of a lake recovery study in Sweden," *Can. J. Fish. Aquat. Sci.* 41, 845-855.
- SAS Institute. (1985). *SAS users guide: Statistics*. 5th ed., Cary, NC.
- Shaw, J. F. H., and Prepas, E. E. (1989). "Temporal and spatial patterns of porewater phosphorus in shallow sediments, and its potential transport into Narrow Lake, Alberta," *Can. J. Fish. Aquat. Sci.* 46, 981-988.
- Sweerts, J. R. A., Kelly, C. A., Rudd, J. W. M., Hesslein, R., and Cappenberg, T. E. (1991). "Similarity of whole-sediment molecular diffusion coefficients in freshwater sediments of low and high porosity," *Limnol. Oceanogr.* 36, 335-341.
- Technicon Industrial Systems. (1978). "Individual/simultaneous determination of nitrogen and/or phosphorus in BD acid digests," Indust. Meth. No. 329-74W/B, Tarrytown, NY.
- Vollenweider, R. A. (1976). "Advances in defining critical loading levels for phosphorus in lake eutrophication," *Mem. Ital. Idrobiol.* 33, 53-83.

Welch, E. B. (1977). "Nutrient diversion: Resulting lake trophic state and phosphorus dynamics," Ecological Research Series Report 600/3-77-003, U.S. Environmental Protection Agency, Corvallis, OR.

REPORT DOCUMENTATION PAGE

Form Approved
OMB No. 0704-0188

Public reporting burden for this collection of information is estimated to average 1 hour per response, including the time for reviewing instructions, searching existing data sources, gathering and maintaining the data needed, and completing and reviewing the collection of information. Send comments regarding this burden estimate or any other aspect of this collection of information, including suggestions for reducing this burden, to Washington Headquarters Services, Directorate for Information Operations and Reports, 1215 Jefferson Davis Highway, Suite 1204, Arlington, VA 22202-4302, and to the Office of Management and Budget, Paperwork Reduction Project (0704-0188), Washington, DC 20503.

1. AGENCY USE ONLY (Leave blank)	2. REPORT DATE December 1995	3. REPORT TYPE AND DATES COVERED Final report
---	--	---

4. TITLE AND SUBTITLE Internal Phosphorus Loading in Lake Pepin (Minnesota-Wisconsin)	5. FUNDING NUMBERS
--	---------------------------

6. AUTHOR(S) William F. James, John W. Barko, Harry L. Eakin	
--	--

7. PERFORMING ORGANIZATION NAME(S) AND ADDRESS(ES) U.S. Army Engineer Waterways Experiment Station 3909 Halls Ferry Road, Vicksburg, MS 39180-6199	8. PERFORMING ORGANIZATION REPORT NUMBER Technical Report W-95-3
---	---

9. SPONSORING/MONITORING AGENCY NAME(S) AND ADDRESS(ES) Metropolitan Council 230 East 5th St. St. Paul, MN 55101-1633	10. SPONSORING/MONITORING AGENCY REPORT NUMBER
---	---

11. SUPPLEMENTARY NOTES

Available from National Technical Information Service, 5285 Port Royal Road, Springfield, VA 22161.

12a. DISTRIBUTION / AVAILABILITY STATEMENT Approved for public release; distribution is unlimited.	12b. DISTRIBUTION CODE
--	-------------------------------

13. ABSTRACT (Maximum 200 words)

This study examined rates of internal phosphorus (P) loading from sediments in Lake Pepin, a natural impoundment located on the upper Mississippi River. Laboratory determinations of rates of P release from the sediment, measured using intact sediment core systems, were very high, with mean values ranging from 3.8 to 15 mg m⁻² day⁻¹ under oxic and anoxic conditions, respectively. Independently determined Fickian diffusional fluxes (mean of 4.9 mg m⁻² day⁻¹), measured in situ under oxic conditions using sediment peepers, were not statistically different from those rates determined in the laboratory under similar temperature, pH, and oxygen conditions. The dominant inorganic P fractions in the sediments were NaOH-extractable P followed closely by HCl-extractable P. Under both oxic and anoxic conditions, significant correlations existed between rates of P release and the NH₄Cl- and NaOH-extractable P fractions, suggesting that loosely bound and iron- and aluminum-bound sediment P contributed to P release from the sediments in this lake. Correlations between total sediment P and extractable sediment P fractions indicated that loosely bound and iron- and aluminum-bound P increased, while calcium-bound P decreased, with increasing total P content of the sediment. Results suggest that internal P loading from the sediments under oxic as well as anoxic conditions can play a very important role in the P economy of this system.

14. SUBJECT TERMS Anoxia Phosphorus Porewater phosphorus	Sediment Sediment phosphorus fractions Water quality	15. NUMBER OF PAGES 16	16. PRICE CODE
--	--	----------------------------------	-----------------------

17. SECURITY CLASSIFICATION OF REPORT UNCLASSIFIED	18. SECURITY CLASSIFICATION OF THIS PAGE UNCLASSIFIED	19. SECURITY CLASSIFICATION OF ABSTRACT	20. LIMITATION OF ABSTRACT
--	---	--	-----------------------------------