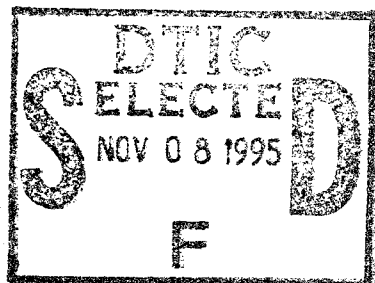


DoD 4100.39-M
VOLUME 5

FEDERAL

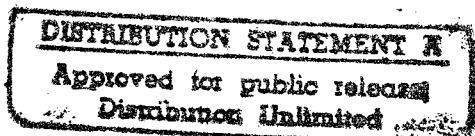
*Supersedes AD-A278 354,
AD-A290 843, AD-A290 845*



LOGISTICS



INFORMATION



SYSTEM

19951107 050

FLIS PROCEDURES MANUAL

DATA BANK

INTERROGATIONS/SEARCH

APRIL 1995

SUPPLEMENTARY

INFORMATION



DEFENSE LOGISTICS AGENCY
 DEFENSE LOGISTICS SERVICES CENTER
 74 WASHINGTON AVE N
 BATTLE CREEK MI 49017-3084



CHANGE NO. 5
 DoD 4100.39-M

ERRATA

CH 5
 DoD 4100.39-M
 Volume 5

DLSC-VPH
 1 January 1997

AD-A301178

FEDERAL LOGISTICS INFORMATION SYSTEM (FLIS) PROCEDURES MANUAL

I. Volume 5, DoD 4100.39-M, 1 April 1995, change as follows: Remove pages listed below and insert revised pages. Additions and changes are indicated by *bold-face italic* type. Deletions are indicated in the Significant Changes paragraph below.

	<u>REMOVE OLD</u>	<u>INSERT NEW</u>
Glossary	iii thru viii. xv thru xviii. xxv thru xxxii	iii thru viii. xv thru xviii. xxv thru xxxii
Chapter 2	5.2-3 and 5.2-4	5.2-3 and 5.2-4
Chapter 3	5.3-3 and 5.3-4	5.3-3 and 5.3-4

II. SIGNIFICANT CHANGES

- A. The page changes are effective upon receipt.
- B. Significant changes for the entire manual this quarter and the applicable change number for each affected volume are listed on the change sheet for volume 1.




DEFINITION STATEMENT R
 Approved for public release
 Distribution Unlimited

CH 5
DoD 4100.39-M
Volume 5

III. This change sheet will be filed in front of Volume 5 for reference purposes after changes have been made.

BY ORDER OF THE DIRECTOR:



RANDALL B. HAGLUND
Colonel, USMC
Commander
Defense Logistics Services Center

DISTRIBUTION: Defense Logistics Agency: 41. 42

Army: To be distributed in accordance with Special Distribution List.

Navy: To be distributed in accordance with Special Distribution List maintained at NPFC.

Stocked:
Commanding Officer
Naval Publications and Forms Center
5801 Tabor Avenue
Philadelphia, PA 19120

Air Force: Distribution "X"

GLOSSARY
PART 1-ACRONYMS

		Volume(s)			Volume(s)
AAC	Acquisition Advice Code	6,14,15	AR	Army Regulation	2,6,13
ACN	Advance Change Notice, FLIS	1,2	ARC	Accounting Requirements Code	15
ADC	Air Dimension Code	15	ASCII	American National Standard Code for Information Interchange	2
ADP	Automatic Data Processing	1,3,4,7	ASD	Assistant Secretary of Defense	
ADPEC	Automatic Data Processing Equipment Identification Code	6, 15	ASPR	Armed Services Procurement Regulation	7
ADPP	Automatic Data Processing Point	15	CAC	Civil Agency Catalog	15
ADPS	Automatic Data Processing System	1	CAGE	Commercial and Government Entity Code	1,2,4,5, 6,7,14,15
AEDA	Ammunition, Explosive, and Other Dangerous Articles	10	CAO	Contract Administration Office	1,15
AFFC	Air Force Fund Code		C	Change Bulletin	15
AFLC	Air Force Logistics Command	6,13	CCAL	Certified Contractor Access List	15
AFM	Air Force Manual	6,13	CDA	Catalog Data Activity	6
AIN	Approved Item Name	3,4,6	CIC	Card Identification Code, Item Management Coding	4,6,14 2 2
AINRP	Approved Item Name Reclassification Program	6		Content Indicator Code	
AMC	Acquisition Method Code	6,14		Continuation Indicator Code	
AMSC	Acquisition Method Suffix Code	6,14	CIT	Consumable Item Transfer	6
ANSI	American National Standards Institute, Inc.	2,3,7	CMD	Catalog Management Data	1,2,4,5, 6,7,14,15
APSN	Association Package Sequence Number		COM-RI	Communications Routing Identifier	2,6
AQL	Acceptable Quality Level	2,14	CSS	Cataloging Statistical Series	2,14

		Volume(s)			Volume(s)
DA	Description Available	15	DLSC	Defense Logistics Services Center	All
DAAS	Defense Automatic Addressing System	1.2.6	DM	Descriptive Method (Item Identification)	2.14
DAASO	Defense Automatic Addressing System Office	1.2.4,5,6.14	DoD	Department of Defense	All
DAC	Document Availability Code	4	DoDAAC	Department of Defense Activity Address Code	
DCN	Document Control Number	1.4	DoDAAD	Department of Defense Activity Address Dictionary	
DCSN	Document Control Serial Number	6	DoDAC	Department of Defense Ammunition Code	3
DD Form	Department of Defense Form	1.2.3,4.5.7.15	DoDD	Department of Defense Directive	1
DEMIL	Demilitarization	4.15	DoDI	Department of Defense Instruction	6.14
DESC	Defense Electronics Supply Center	2.14	DOE	Department of Energy	2.4
DFSC	Defense Fuel Supply Center	2.14	DPSC	Defense Personnel Support Center	2.13.14
DHCO	Departmental Headquarters Catalog Office	2.14	DRIS	Defense Retail Interservice Support	
DIA	Defense Intelligence Agency	13	DRMS	Defense Reutilization and Marketing Service	1.15
DIC	Document Identifier Code	1.2.4.6.7,13.14.15	DRN	Data Record Number	1.2.4,5.6.7.13
DIPEC	Defense Industrial Plant Equipment Center	1.2.6.7,13	DSC	Defense Supply Center	1.2.4.6
DISC	Defense Industrial Supply Center	2.14	DSCC	Defense Supply Center Columbus	2,14
DLA	Defense Logistics Agency	1.2.4,5,6,13.14,15	DSCR	Defense Supply Center Richmond	2,14
DLAH	Defense Logistics Agency Handbook		DSN	Defense Switched Network (formerly: Automatic Voice Network - Autovon)	1.2.3.4.5
DLAR	Defense Logistics Agency Regulation	6.13	DSOR	Depot Source of Repair	6

		Volume(s)			Volume(s)
DSWA	<i>Defense Special Weapons Agency</i>	2,4,6,13,14	FLIS	Federal Logistics Information System	All
DSWACA	<i>Defense Special Weapons Agency Cataloging Activity</i>	4	FLIS DATA BASE	Federal Logistics Information System Data Base	
EAM	Electronic Accounting Machine	1.2.4. 6.7.13	FMS	Foreign Military Sales	2.13
ED	Effective Date	2.6.13	FMSN	File Maintenance Sequence Number	2.4.6
ELCD	Extra Long Characteristic Description	2.3.4	FMSO	Fleet Material Support Office	6.13
ELRN	Extra Long Reference Number	2.3.4	FRD	Formerly Restricted Data	4
EOJ	End of Job		FSC	Federal Supply Classification	1.2.3.4. 5.6.13. 14.15
EOT	End of Transmission	2	FSG	Federal Supply Group	1.5.6. 13.14.15
ERRC	Expendability. Recoverability-Reparability Code		GIM	Gaining Inventory Manager	2.6
ESDC	Electrostatic Discharge Codes	8.9.10.15	GIMM	Gaining Inventory Materiel Manager	2.6
FAA	Federal Aviation Administration	1.2.4.6.13	GIRDER	Government/Industry Reference Data Edit and Review	4
FC	Foreign Countries	2.4.6	GSA	General Services Administration	1.2.3.4.6. 7.13.14
FD	Functional Description	1	HMC	Hazardous Materiel Code	15
FDM	Full Descriptive Method (Item Identification)	2	HMIC	Hazardous Material Indicator Code	8.9.10.15
FG	Foreign Government	4	I&S	Interchangeability and Substitutability	1.5.6.14
FII	Federal Item Identification	2.4.6	ICP	Inventory Control Point	6.13.14
FIIG	Federal Item Identification Guide	1.2.3.4. 5.7.14.15	II	Item Identification	1.2.3.4. 5.6.13
FIND	Federal Item Name Directory	4.15			

CH 5
DoD 4100.39-M
Volume 5

		Volume(s)			Volume(s)
IIM	Item Intelligence Maintenance	2	LCL	Less Than Carload Rating Code	15
ILDT	Item Logistics Data Transmittal	4	LIM	Losing Inventory Manager	6
IMC	Item Management Coding	1.2.6.13.14	LMF	Language Media Format	2
IMCA	Item Management Classification Activity	2.6 13.14	LOA	Level of Authority	2.6.13.14
	Item Management Coding Activity		LR	Logistics Reassignment	4.6
			LS	Lead Service	6
IMM	Integrated Materiel Manager	1.2.4.6. 13.14	LTL	Less Than Truckload Rating Code	15
IMMC	Integrated Materiel Management Committee	6	MAC	Maintenance Action Code	6
IMSS	Item Management Statistical Series	6.14	MC	Marine Corps	1.2
INC	Item Name Code	1.3.4. 5.6.14.15	MCC	Materiel Category Code Materiel Condition Code	
IOS	International Organization for Standardization	6	MCLB	Marine Corps Logistics Base	13
IRRC	Issue, Repair and/or Requisitioning Restriction Code		MCO	Marine Corps Order	13
ISAC	Identified Secondary Address Coding		MCSA	Marine Corps Supply Activity	
ISC	Item Standardization Code	4.5.6.15	MEC	(Marine Corps) Management Echelon Code	13.15
JAIEG	Joint Atomic Information Exchange Group	4	MFR	Manufacturer	4
JAN	Joint Army-Navy	2	MIL-RI	Military Routing Identifier	6
JANAP	Joint Army-Navy-Air Force Publication	2.7	MILSCAP	Military Standard Contract Administration Procedure	1.7.15
			MILSPEC	Military Specification	3

		Volume(s)			Volume(s)
MILSTAAD	Military Standard Activity Address Directory		NADEX	NATO Data Exchange	1
			NAIN	Non-Approved Item Name	
MILSTAMP	Military Standard Transportation and Movement Procedure	6	NATO	North Atlantic Treaty Organization	1.2.4.5. 6.7.13.15
MILSTD	Military Standard	2,3,4,7	<i>NCAGE</i>	<i>NATO Commercial and Government Entity</i>	<i>1,4,5,7,15</i>
MILSTICCS	Military Standard Item Characteristics Code Structures	3,15	NCB	National Codification Bureau	2,4
MILSTRAP	Military Standard Transaction Reporting and Accounting Procedure	15	NDUP	Non-Duplicate	4
			NHCI	Nuclear Hardness Critical Item	2,4
MILSTRIP	Military Standard Requisitioning and Issue Procedure	6	NIDS	Nuclear Integrated Data System	4
			NIIN	National Item Identification Number	All
MIM	Military Inventory Manager	14	NIMSC	Nonconsumable Item Material Support Code	2,6
MM	Materiel Manager		NMFC	National Motor Freight Classification (Code)	1,2,6,15
MMAC	Materiel Management Aggregation Code-AF	1,13	NOCA	Nuclear Ordnance Cataloging Activity	2,4
MMC	Materiel Management Category Code-DoD (Commodity)	13	NOCO	Nuclear Ordnance Cataloging Office	2,4
MOE	Major Organizational Entity	1,2,3,4,5, 6,13,14	NSA	National Security Agency	1,2,4,6, 13,14
MOWASP	Mechanization of Warehousing and Shipment Processing	6	NSN	National Stock Number	1,2,3,4,
			OCR	Optical Character Recognition (Reader)	1,2,7
MRC	Master Requirement Code	1,3,4,5,15	ODRC	Output Data Request Code	1,2,4,5,6
MRM	Military Retail Manager	14	OE	Organizational Entity	1,4,5,7,15
MTMC	Military Traffic Management Command	1,2,4,6,15			

CH 5
DoD 4100.39-M
Volume 5

		Volume(s)			Volume(s)
PDM	Partial Descriptive Method (Item Identification)	2.4	RNJC	Reference Number Justification Code	1.4
PIC	Priority Indicator Code	1.2.4.5.14	RNSC	Reference Number Status Code	4
PICA	Primary Inventory Control Activity	1.2.4.5.6,13,14	RNVC	Reference Number Variation Code	5,6,15
PMIC	Precious Metals Indicator Code	6.15	ROFC	Remote Output Format Code	16
PORM	Plus or Minus	2.3	RPDMRC	Reference/Partial Descriptive Method Reason Code	1.2.4
PSCN	Permanent System Control Number	1.2.4.5,6,15	S/A	Military Service/Civil Agency	2,13,14
PSMAT	Provisioning Screening Master Address Table	1.5.7	SAC	Secondary Address Code	3.4
PSN	Package Sequence Number	1.2.4.5.7	SADC	Service/Agency Designator Code	2.4,15
PSOS	Pseudo Source of Supply	6	SAIC	Secondary Address Indicator Code	
Q/R	Query Response. Electronic Data Transmission		SCN	System Control Number	1,4
QUP	Quantity Unit Pack	2.6,15	SCR	System Change Request (FLIS)	1,6,15
RCS	Reports Control Symbol	2.14	SFM	Simplified File Maintenance	1.2
RD	Restricted Data	4	SIC	Statistical Indicator Code	
RIC	Routing Identifier Code	1,2,6	SICA	Secondary Inventory Control Activity	1,2,5,6,13,14
RM	Reference Method (Item Identification)	2,4,14	SICC	Service Item Control Center	2,6,13,14
RNAAC	Reference Number Action Activity Code	1,2,4	SIN	Submittal Identification Number	
RNCC	Reference Number Category Code	2,4,5,6,15	SLC	Shelf Life Code	2,6,15
RNFC	Reference Number Format Code	4,5			

	Volume(s)
Contract Administration Office Code (CAO). See DRN 8870, volume 12.	1,15
Controlled Inventory Item Code (CIIC). See DRN 2863, Volume 12.	15
Conversion. The transformation of a value to an equal or equivalent value in a different term or scale.	3
Coordinating Activity. An activity having the responsibility for inter-Service/Agency coordination.	
Criticality Code. See DRN 3843, volume 12.	1,4,5,15
Data Chain. A name given to the use of two or more logically related data elements. For example, the data chain Document Control Number (DRN 1015) is composed of data elements: Originating Activity Code (DRN 4210), Submitting Activity Code (DRN 3720), Date Transaction (DRN 2310), and Document Control Serial Number (DRN 1000).	4,5
Data Changes. All transfers between the descriptive method and the reference method: all reference number changes, item status code changes, withdraw or add owner actions, and cancellations regardless of type of item identification; and item (or part) name and FSC changes for type 2 item identifications.	2,4,6
Data Code. A number, letter, character, symbol, or any combination thereof used to represent a data item. For example, the data codes JV, KX, and XB represent the data items: Strategic Systems Project Office; Defense Personnel Support Center; and Field Command, Defense <i>Special Weapons</i> Agency, respectively, under the data element: Submitting Activity Code (DRN 3720).	1
Data Element. A grouping of informational units which has a unique meaning and sub-units (data items) of distinct value. Examples of data elements in FLIS are State/U.S. Possession Abbreviation (DRN 0186), Submitting Activity Code (DRN 3720), and DoD Activity Address Code (DRN 3755).	1,4,5,6,7,15
Data Element Dictionary (DED). An authoritative reference containing the definition and related features of data elements, data chains, and data use identifiers. See volume 12.	1
Data Element Terminator Code. See DRN 8268, volume 12.	1,4
Data Exchange. The submittal of data, not requiring collaboration, through the single submitter to the Defense Logistics Services Center (DLSC).	2
Data Item. A sub-unit of descriptive information or values classified under a data element. For example, the data element Submitting Activity Code (DRN 3720) contains data items such as U.S. Army Electronics Command, Naval Training Device Center, and San Antonio Air Logistics Center.	

Data Range Criteria. Information providing the means (manual or mechanical) for determining item equivalency and substitutability relationships for each item characteristic.

Volume(s)

3

Data Record Number (DRN). See DRN 0950, volume 12.

1.2.4.5.
6.7.15

Defense Retail Interservice Support (DRIS) Program. A program designed to use inter-Service transfers of material and logistics services to achieve the greatest possible effectiveness and economy in the operations of DoD activities.

Deletion Reason Code. See DRN 4540, volume 12.

6.14

Demilitarization. The act of destroying the military offensive or defensive advantages inherent in certain types of equipment or materiel. The term comprehends mutilation, dumping at sea, scrapping, melting, burning, or alteration designed to prevent the further use of equipment and materiel for its originally intended military or lethal purpose.

4.15

Department of Defense Activity Address Code (DoDAAC). See DRNs 0395 and 6550, volume 12.

Department of Defense Activity Address Directory (DoDAAD). The file of all Department of Defense customers clear-text addresses, address codes, and billing codes for use in preparation of bills to customers.

Department of Defense Ammunition Code (DoDAC). See DRN 3767, volume 12.

3.15

Depot Source of Repair (DSOR). An organic or contract activity designated as the source to provide depot maintenance of equipment. Only each Service's Maintenance Interservice Support Management Office (MISMO) assigns DSOR codes through the PICA Service Cataloging function.

6

Design Control Reference. The primary number used to identify an item of production, or a range of items of production, by the manufacturer (individual company, firm, corporation, or Government activity) which controls the design, characteristics, and production of the item by means of its engineering drawings, specifications, and inspection requirements.

2.4

Document Availability Code (DAC). See DRN 2640, volume 12.

Document Control Serial Number. See DRN 1000, volume 12.

1.5.6

Document Control Number. See DRNs 1015 and 3920, volume 12.

4.5.6.15

Document Identifier Code (DIC). See DRN 3920, volume 12.

1.2.4, 5.6.7.
13.14.15

	Volume(s)
DoD/Federal Functional Manager. The organizational element responsible for specific functions such as the Federal Catalog Program (DLA-SC), Item Management Coding (DLA-OP), Freight Classification Data (MTMC).	1
DOE Controlled Commercial Items. End items, assemblies, components, and parts (including testing and handling equipment) which are standard commercial items used on or with nuclear weapons. Due to the nuclear weapons reliability concept, they require special testing or DOE control for quality assurance. These items are available only from the DOE through DNA and are all of "war-reserve quality" or "single quality". They are not security classified and are not commodity classified in FSC group 11. Item identifications for these items will each reflect a reference number coded with CAGE Code 87991.	
DOE Special Design Items. End items, assemblies, components, and parts (including testing and handling equipment) designed or manufactured by DOE or design controlled by DOE for use specifically in the nuclear ordnance field. These items are available only from the DOE through the Defense <i>Special Weapons</i> Agency (DSWA) and may be categorized as "war reserve quality", "training quality", or "single quality".	4
Drop Table. Used by DLSC, when requested by Service/Agency activities, to eliminate distribution of unneeded data.	1
Economic Feasibility. The determination of the cost effectiveness of a data system change. Design, development, programming, implementation, and appropriate Automatic Data Processing (ADP) equipment costs (including separate indication of ADP and non-ADP costs) should be related to the value of the automated data system change under development.	1
Effective Date (ED). The year and Julian day denoting the date that a predetermined condition or action becomes effective in the defense logistics system. This date will always be the first day of a month; e.g., 83121 is 1 May 1983. An effective date will be either a "future" effective date or a "standard" effective date.	2.5.6.13
Electronic Data Transmission. This is a world-wide Department of Defense computerized general purpose communications system which provides for the transmission of narrative and data pattern traffic on a store-and-forward (message switching) basis and subscriber (circuit switching) basis. (Formerly Automatic Digital Network).	1.2.4.5.6.7
Electronic Data Transmission Message Control. A procedure that may be used by interested recorded users to identify and verify receipt of FLIS data transmitted electronically for a fixed time period. See volume 8, DIC KWA.	2
Electrostatic Discharge Code. A code to indicate whether an item is susceptible to electrostatic discharge or electromagnetic interference damage.	8.9.10.15

End of Transmission (EOT). An ADP term indicating the conclusion of a transmission.	
Equivalency Criteria. Criteria contained in section II of the FIIG consisting of data range conversion formulas and decision rules criteria used to determine characteristic equivalency and substitutability. Replies are equivalent when they are identical or become equivalent through the application of section II criteria. Replies NOT RATED and ANY ACCEPTABLE in the data base are not to be considered equivalent with respect to other definitive replies to a specific input requirement. Equivalent items are always "offered" to the processing activity requesting NSN assignment from DLSC for review and possible acceptance.	3
Estimated Demand. See DRN 0727, volume 12.	
Estimated or Actual Price. See DRN 0731, volume 12.	
Expendability, Recoverability-Reparability Code (ERRC). See DRN 2655, volume 12.	
Extra Long Characteristics Description (ELCD). Characteristics description data which consists of 5,000 characters or more.	2.3.4
Extra Long Reference Number (ELRN). A reference which exceeds the allowed field of 32 positions and must be carried forward to additional cards.	2.3.4
Federal Catalog System. A Federal program administered by DoD in conjunction with GSA. It shall name, describe, classify, and number each item repetitively used, bought, stocked, or distributed by the Federal Government so that only one distinctive combination of letters or numerals (or both) identifies the same item throughout the Federal Government.	1.3.4.6, 14.15
Federal Cataloging Program Statistical Series. A series of statistics required to reflect information pertaining to all Federal Cataloging Program transactions recorded in FLIS files against items which are managed by DoD activities, Civil Agencies, or foreign countries participating in the Federal Cataloging Program.	14
Federal Item Identification (FII). A description of an item of supply which consists of minimumlated logistics data.	1.2.3.4, 5.7.14.15
Federal Item Identification Guide (FIIG). A guide prescribing standard requirements, formats, and machine oriented coding structure for the collection of item characteristics and other item-related logistics data	1.2.3.4, 5.7.14.15
Federal Item Name Directory (FIND). Published as Cataloging Handbook H6 Series; provides item name data to Services/Agencies for use in development of item identifications.	4.15

Volume(s)

Military Standard Requisitioning and Issue Procedures (MILSTRIP). MILSTRIP will prescribe uniform procedures, codes, formats, documents, and time standards for the interchange of requisitioning and issue information for all materiel commodities (unless specifically exempted by the ASD (MRA&L)) between requisitioners and supply control/distribution systems in DoD and other participating agencies. MILSTRIP will include the applicable provisions of the Uniform Materiel Movement and Issue Priority System (UMMIPS).

6

Military Standard Transaction Reporting and Accounting Procedures (MILSTRAP). MILSTRAP will prescribe uniform procedures, data elements, documents, and time standards for the flow of inventory accounting information pertaining to receipt, issue, and adjustment actions between inventory control points, stock control activities, storage sites/depots, and posts, camps or bases (unless specifically exempted by the ASD (MRA&L)). Card formats and data elements employed in MILSTRAP will be designed to complement the techniques prescribed in MILSTRIP and to provide the means for generating financial inventory data required for management and transaction reports and financial reports.

Military Standard Transportation and Movement Procedure (MILSTAMP). The MILSTAMP DoD Regulation will contain all necessary forms, formats, codes, procedures, rules, and methods required by DoD components in the movement of materiel. It is a complete reference for policy and procedures governing data elements, documentation and information flow. Supplementing procedures are authorized only to the extent of assuring more detailed operating instruction required by action offices or to cover variances in capabilities.

6

Prescribed address-marking data elements, formats, and requirements are contained in MILSTAMP and will be reflected in MIL-STD-129, Military Standard Marking for Shipment and Storage, which is maintained by the Department of the Army. MILSTAMP will include the applicable provisions of the Uniform Materiel Movement and Issue Priority System (UMMIPS).

Military Traffic Management Command (MTMC). A command under the Department of the Army responsible for procurement, use, cost, and control of commercial transportation services required in the movement of cargo and passengers for the DoD components.

1,2,4,6,15

MINIMIZE. A condition wherein normal message and telephone traffic is drastically reduced in order that messages connected with an actual or simulated emergency shall not be delayed.

2,4

MOE Rule Related Data. Consists of Item Management Status Data and the NIMSC Code, AF Materiel Management Aggregation Code, supplementary data collaborators/receivers, Item Management Code, the IMCA, and effective date.

2,4,6

	Volume(s)
National Codification Bureau (NCB) Code. See DRN 4130, volume 12.	4
National Item Identification Number (NIIN). See DRN 4000, volume 12.	All
National Motor Freight Classification Code (NMFC). See DRN 2850, volume 12. 1,2,6,15	
National Stock Number (NSN). See DRNs 3960, 0126, 8525, 4120, 4150, 0260, 2895, 8875, 8869, 8878, and 8977, volume 12.	1.2.3.4. 5.6.13.14.15
NATO Commercial and Government Entity (NCAGE). See DRN 4140, volume 12.	1.4.5.7.15
NATO Stock Number (NSN). An item of supply produced by a NATO member nation other than the U.S. identified by that nation by the assignment of a NATO Stock Number (e.g., 0000-21-000-0000). When such items enter the supply system of the U.S. Government, they will be identified by the NATO Stock Number if codification agreements have been extended to provide for acquisition of foreign item identification data through DLSC. For such items, the NATO Stock Number will be used and recognized as the National Stock Number in internal management of the item in the U.S.	1.4.6
Navy Cognizance Code. See DRN 2608, volume 12.	1.13
Next Higher Classifiable Assembly. This term is understood to mean the next higher assembly on or with which the item is used as a subassembly, part, attachment, or accessory. The term "higher assembly" is used for brevity and may actually include components, sub-assemblies, assemblies, and end items or systems.	4
Nominal Value. A value, excluding tolerance, used for the purpose of general identification usually expressed as a fraction, size number or letter, code number, gage number, or decimal number.	
Non-Approved Item Name (NAIN). See DRN 5020, volume 12.	3
Non-Duplicate (NDUP). When the item identification is sufficiently close to, but not an actual duplicate characteristically of, an existing Federal item identification and there are no matching reference numbers.	4
Normal Source of Procurement. See DRN 0721, volume 12.	
Nuclear Hardness Critical Item (NHCI). As defined in DoD-STD-100C. A hardware item at any assembly that is mission critical and could be designed, repaired, manufactured, installed or maintained for normal operation, and yet degrade system survivability in a nuclear environment if hardness were not considered.	
On Hand/Due In. See DRN 0722, volume 12.	

	Volume(s)
Operational Feasibility. The determination of whether a data system change will operate properly and be properly used once developed and implemented. 1 Operational Need Date. See DRN 0726, volume 12.	
Optical Character Recognition (Reader) (OCR). A data processing technique (device) which converts, by optical means, the characters placed on paper into a code suitable for input to a computer.	1.2.7
Organizational Entity (O.E.). An organizational element, segment, or entity for cataloging; DoDAAC, bidders, manufacturing, or nonmanufacturing activity or establishment, etc.; and attribute data ascribed in the entity for the purpose of intensifying its meaning, characteristics, responsibility, eligibility, and area(s) of authority.	1.3.4.5.6.7. 14.15
Original Federal Item Identification. An item identification which has been approved by the Defense Logistics Services Center and assigned a National Stock Number, but which has not been revised, transferred, or cancelled.	4
Originating Activity. Any participating activity which originates proposed new or revised cataloging tools and/or proposed new or revised item identifications and related data for submittal directly or indirectly to DLSC for approval. It may be a managing activity which prepares its own catalog data for submittal or may be another activity functioning as a catalog agent for the managing activity. In those cases where the originating activity is authorized to submit proposals directly to DLSC rather than through an intermediate monitoring activity (e.g., Defense Supply Center; Defense <i>Special Weapons</i> Agency), the originating activity assumes the status also of a submitting activity.	2.4.5.6
Originating Activity Code. See DRN 4210, volume 12.	1.4.5.6.15
Output Data Request Code (ODRC). See DRN 4690, volume 12.	1.2.4.5.6
Package Sequence Number (PSN). See DRN 1070, volume 12.	1.2.4.5.7.14
Partial Descriptive Method Item Identification (PDM). A Partial Descriptive Method (PDM) of item identification is a type 4 item identification which contains one or more characteristics in addition to the item name but does not contain all characteristics required for an FDM.	2.4.14
Permanent System Control Number (PSCN). See DRN 4250, volume 12.	1.2.4.5.6.15
Physical Security/Arms, Ammunition and Explosives Security Risk/Pilferage Codes. See DRN 2863, volume 12.	15

	Volume(s)
Possible Duplicate Item-of-Supply Concepts. An item-of-supply concept expressed by an existing item identification shall be considered a possible duplicate of a concept expressed by a proposed item identification or another existing item identification when (1) there is enough similarity in descriptive data and/or (2) there is one or more common reference number(s) related to each item to indicate that the same item of production is involved, or that the one single concept is adequate or may be established to identify the item of supply. Such cases warrant reference to the managing activity(ies) for verification of descriptive and/or reference data. Reconciliation of such data normally will result in revision of one or both concepts to more clearly differentiate the items or in a proposal to cancel one of the item identifications as an actual duplicate, as invalid, or to use the other item identification (cancel-use).	4
Precious Metal Indicator Code (PMIC). A code indicating the presence of precious metals (Gold, Silver, Platinum or a combination).	8,9,10,15
Price Validation Code, Air Force (PVC). See DRN 0858, volume 12.	
Primary Inventory Control Activity (PICA). See DRN 2866, volume 12.	1,2,4,5, 6,13,14
Primary Reference Number. The number used to identify an item of production or a range of items of production by the manufacturer (individual company, firm, corporation, or Government activity) which controls the design, characteristics, and production of the item through its engineering drawings, specifications, and inspection requirements. The number is the "design control reference".	4
Priority Indicator Code (PIC). See DRN 2867, volume 12.	2,4,5,14
Production Lead Time. See DRN 0730, volume 12.	
Proposed Original Item Identification. An item identification for an item in or entering a supply system which has not yet been approved by the Defense Logistics Services Center (DLSC) as a Federal item identification assigned a National Stock Number.	2,4
Provisioning Screening Master Address Table (PSMAT). See DRN 0232, volume 12.	1,5,7
Provisioning Supply Support Request. Indicated by Card Identification Code P to show that a Supply Support Request received by the IMM from an ICP is the origin of the request when the item is in an FSC class subject to IMC.	2,6
Qualitative Value. The portion of a reply that expresses quality such as color, shape, material, condition, etc.	3
Quantitative Value. The portion of a reply which expresses a numeric value for such characteristics as dimensions, measure, magnitude, electrical rating, etc.	3
Quantity Unit Pack (QUP). See DRN 6106, volume 12.	6,15

	Volume(s)
Rail Variation Code. See DRN 4760, volume 12.	1.2.6.15
Reactivation Coding. Application of the approved IMC criteria by the ICPs to inactivated NSNs for which a IMM was the last manager, and the ICP is not currently recorded as a user.	6
Receiver Code. See DRN 2534, volume 12.	
Record Separator. The symbol used to indicate the completion of a characteristic reply or to indicate end of record.	16
Reference Drawing. Reference Drawing Groups (RDG) appear in Appendix B of the Federal Item Identification Guide (FIIG). The drawings will be isometric when possible, and will be configured with dimensional requirements necessary to describe basic item features.	
Reference Method of Item Identification (RM). The reference method of item identification establishes and delimits the concept of an item of supply by reference(s) to the item-identifying number(s) of one or more manufacturers denoting the item or items of production included under the concept. Thus, under the reference method the essential characteristics of the item of supply are not delineated in the item identification but are ascertainable by research of the data represented by the manufacturers item-identifying number(s).	2.4.6.14
Reference Number. A reference number is any number, other than an activity stock number, used to identify an item of production or, either by itself or in conjunction with other reference numbers, to identify an item of supply. Reference numbers include manufacturers part, drawing, model, type, source-controlling, or specification-controlling numbers and the manufacturers trade name, when the manufacturer identifies the item by trade name only; NATO Stock Numbers; specification or standard part, drawing, or type numbers. The submittal of all known reference numbers related to an item of production or an item of supply, with the applicable Reference Number Category Code, the applicable Document Availability Code, and the applicable Reference Number Variation Code, is mandatory.	2.4.5.14.15
Reference Number Action Activity Code (RNAAC). See DRN 2900, chapter 12.2.	1.4
Reference Number Category Code (RNCC). See DRN 2910, chapter 12.2.	2.4.5.6. 15
Reference Number Category Code Combination. Consists of the Reference Number Category Code (RNCC), Reference Number Variation Code (RNVC), and Document Availability Code (DAC) as expressed in volume 10, table 8.	
Reference Number Format Code (RNFC). See DRN 2920, chapter 12.2.	4.5
Reference Number Justification Code (RNJC). See DRN 2750, chapter 12.2.	1.4
Reference Number Status Code (RNSC). See DRN 2923, chapter 12.2.	

	Volume(s)
Reference Number Variation Code (RNVC). See DRN 4780, chapter 12.2.	2.4.5.15
Reference/Partial Descriptive Method Reason Code (RPDMRC). See DRN 4765, chapter 12.2.	1.2.4
Reinstated Federal Item Identification. A Federal item identification which has been cancelled but which has subsequently been reauthorized for use to identify an item of supply.	4.6
Remote Output Format Code. See DRN 0841, chapter 12.2.	16
Reparability Code - Coast Guard. See DRN 0709, chapter 12.2.	1
Reply. A reply (data item) is the answer to a specific requirement.	3.4
Reply Code. A code that represents an established reply to an approved requirement.	3.4
Reply Table. A listing of replies (data items) applicable to a requirement or group of requirements derived from a single data element. Each reply in the table is assigned a different reply code.	3.4
Report Control Symbol (RCS). Set of letters and numbers which identifies an approved report and authorizes its initiation and preparation.	2.14
Reports Generator. Designed to produce one-time listings or reports from the FLIS files.	1.5
Requirement. A definition of a required characteristic.	3.4
Requirement, Lead-In. A general requirement identifying and providing guidance for reply to a specific range of following requirements. A lead-in requirement is never assigned a MRC, nor does it ever require a reply.	3
Requirement, Major. A requirement which, in addition to requiring a reply, may necessitate replies to succeeding subordinate requirements (subrequirements) dependent upon the specific reply given to the major requirement (see definition of Requirement, Lead-In and Requirement, Subordinate).	3
Requirement, Subordinate. A requirement for which the reply is dependent on a lead-in requirement or major requirement (also termed "subrequirement").	3
Retail Manager (RM). A materiel manager or another designated activity within a Military Service/Agency having retail responsibility for an item of supply where the wholesale materiel management functions are performed by a IMM, including <i>DSWA</i> , NSA, and TACOM.	6
Retroactive Coding. Scheduled application of the approved IMC criteria by the ICPs to item(s) in FSC classes designated as commodity oriented which were previously coded for Service retention.	6

	Volume(s)
Return Coding. A request to effect the return of an item currently coded for Integrated Materiel Management to Service management by the application of IMC criteria.	6
Routine Reclassification Action. Indicated by Card Identification Code F to show that DLSC has reclassified an item from a weapons system oriented to a commodity oriented FSC class and IMC criteria must be applied.	6
Routing Identifier Code (RIC). A group of letters or numbers assigned to indicate the geographic location of a station, a fixed headquarters of a command, activity, or unit at a geographic location, and the general location of a tape relay or tributary station to facilitate the routing of traffic over the tape relay networks.	1.2.6
Secondary Address Code (SAC). See DRN 8990, chapter 12.	1.4
Secondary Address Indicator Code (SAIC). See DRN 9485, chapter 12.	
Secondary Inventory Control Activity (SICA). See DRN 2938, chapter 12.	1.2
Service/Agency Designator Code (SADC). See DRN 4672, chapter 12.	2.4.15
Service Item Control Center (SICC). An activity which: (1) serves as a Military Service focal point for resolution of support problems for required weapons systems oriented consumable items managed by another Military Service; (2) performs such residual technical functions as configuration control, item qualitative acceptability, allowance list preparation, and maintenance of internal program support responsibility; and (3) provides assistance to the IMM, as necessary, to support requiring Service users on a timely basis.	2.6
Shelf Life Code (SLC). See DRN 2943, chapter 12.	6.15
Simplified File Maintenance (SFM). FLIS output consisting of a monthly maintenance update, a cumulative monthly basic record, and semiannual basic replacement record for activity files shall be provided for Federal Item Identification Data and Catalog Management Data. It shall be distributed in NIIN sequence to authorized subscribing activities on magnetic tapes via mail. Data furnished from two or more functional areas shall be sequenced together.	1.2
Single Quality Items. Items (such as nuclear ordnance test and handling equipment) authorized for use on or with both war-reserve and training nuclear weapons.	4
Single Submitting Activity. See DRN 9255, chapter 12.	2.4
Source Controlled Federal Item Identification. A type 1, 1B, 2, 4, or 4B Federal item identification (original, revised, transferred, or reinstated) representing one or more specific manufacturer's items of production certified by an end item manufacturer, or by a Government activity, to be the only known items suitable for the specific application.	4

	Volume(s)
Source of Supply Code (SOS). See DRN 3690, chapter 12.	4.5.6, 15
Source of Supply Modifier Code (SOSM). See DRN 2948, chapter 12.	6
Specially Designed Item. The term "specially designed item" is an abbreviation of the term specifically designed for specific use on or with specific individual types of equipment. In order to be accepted as specially designed, an item does not have to be designed specifically for use on a single piece or single model of equipment: the item may be designed for use with categories of equipment, such as all kinds of printing presses, all kinds of diesel engines.	4
Special Packaging Requirement. See DRN 0725, volume 12.	
Standard Requirement. A lengthy requirement which, because it is used repeatedly in many patterns, has been put in standardized form.	4
Standard Test Data Base (STDB). Maintained at DLSC with data input by Services/Agencies participating in the interface test program.	1
Statistical Indicator Code. See DRN 3708, volume 12.	
Submitted Package Sequence Number (SPSN). See DRN 8328, volume 12.	
Submitter Code. See DRN 2535, volume 12.	
Submitting Activity. Any participating activity which submits proposed catalog data directly to DLSC for approval. The submitting activity may be the activity which originates the catalog data or an intermediate monitoring activity (e.g., Defense Supply Center; Defense <i>Special Weapons</i> Agency) through which the originating activity is required to submit its proposals to DLSC. 1.2.4.5.6 Submitting Activity Code. See DRN 3720, volume 12.	1.4.5.15
Supply Management Data. Item data which do not affect NSN assignment but are necessary to support logistics functions.	6
Supply Support and Cataloging Action Request. Indicated by Card Identification Code V to show that an SSR other than provisioning received by the IMM from an ICP is the origin of the request when the item is in an FSC class subject to IMC.	6
Supply Support Request (SSR). A request submitted by the activity responsible for supporting an end item being provisioned to a Integrated Materiel Manager which manages some of the support items or is a potential manager of some new support items used in the end item.	2.6
Suspense File. The portion of the process control sector (SSR) which will serve as a temporary repository of unique information of functional value to the Service/Agency for the implementation of a logistics data transaction within DLSC.	1.4.5
System Change Request (SCR). A formal request for modification of the FLIS.	1.6.15

(3) Code P type screening will compare the submitted reference number(s), CAGE Code(s), RNCC(s), and RNVC(s) with existing data recorded in the FLIS data base. Volume 10, tables 32 and 33 will determine the match conditions defined below:

(a) Actual Match: Input matches only one National Stock Number/Permanent System Control Number (NSN/PSCN) in the FLIS data base under the FLIS RNCC/RNVC validation criteria. No probable matches can exist. No possible matches encountered will be output.

(b) Probable Match: Input matches more than one NSN/PSCN in the FLIS data base under the RNCC/RNVC validation criteria. No possible matches encountered will be output.

(c) Possible Match: Input does not match an NSN/PSCN under either an actual or probable match condition, but matches by reference number and CAGE Code which do not meet RNCC and RNVC criteria.

d. Type of Screening Code S.

(1) Submission consists of the reference number and its CAGE Code. The RNCC and RNVC will not be submitted for the reference number under this type of screening. All reference numbers submitted under a single Submitter Control Number (DIC LSR) or Document Control Number (DIC LSN) must represent the same item of supply or production.

(2) Code S type of screening will compare the submitted reference numbers and CAGE Code(s) with existing data recorded in the FLIS data base. Volume 10, table 33 will be used to determine match conditions as below:

(a) Exact Match: Input CAGE Code(s) and reference number(s) match exactly to CAGE Code(s) and reference number(s) of a single NSN/PSCN recorded in the FLIS data base. If an exact match condition exists, no partial matches encoun-

tered will be output.

(b) Partial Match: Input CAGE Code(s) and reference numbers matched to one or more NSNs/PSCNs in the FLIS data base which have more or fewer reference numbers than those submitted. Partial matches will be output only when an exact match is not encountered.

e. Type of Screening Code F.

(1) Submission consists of the reference number and its CAGE Code. The RNCC and RNVC will not be submitted under this type of screening. All reference numbers submitted under a single Submitter Control Number (DIC LSR) or Document Control Number (DIC LSN) must represent the same item of supply or production.

(2) Code F type screening will use the process described in paragraph 5.2.2.d to determine match conditions. Output will consist of a complete file extraction of FLIS data base data for all exact and partial match conditions encountered.

f. Association Code Matches. Matches made through the association code tying together CAGE Codes within corporate complexes will be considered as possible matches under P type screening and as partial matches under S or F type screening. These matches will be identified as association matches. Association matches will not be applicable when matches are made through the submitted CAGE Code.

g. Output Limitations.

(1) Output of FLIS data base data will be limited to a maximum of 20 matches per reference number. All NSNs beyond 20 applicable to a reference number will be output on segment L records (following the 20th output NSN package). No file data will be output for the additional segment L records. If additional data is required for a specific application, use interrogation DIC LTI in accordance with chapter 5.3.

(2) Output of references applicable to the matching items will be limited to 25 reference numbers per NSN. If more than 25 reference numbers are recorded against an NSN, the 26th segment C output record will have a numeric 9 in all pertinent data element fields, including one 9 in the first position of the reference number field. If all reference numbers are required for a specific application, use interrogation DIC LTI to obtain them.

h. Selection of Output Contents. For search processing (excluding NATO and other foreign government, reference number screening, and DAASO submittals) reference number screening output will be as requested by the submitter through the Output Data Request Code. ODRCs for this purpose will be those specified in volume 10, table 30.

i. NATO and other foreign countries will screen/search by reference number using DIC LSN. (See volume 4, paragraph 4.12.2.b and volume 8, chapter 8.1.)

j. Replacement of Cancelled CAGE Code. In all reference number screening processes, when the submitted CAGE Code has been cancelled and replaced, it will be indicated as cancelled/replaced on output. The screening process will continue, using the replacement CAGE Code.

k. Returned Error Conditions. Search submittals which are in error will not be held in suspense. The entire transaction will be corrected upon receipt of notification and resubmitted.

5.2.4 Search by NIIN (excluding PSCN) is extended to provisioning and preprocurement phases in order to validate the NIIN and extract data from the FLIS data base. Output of data will be as designated by the requesting activity through the Output Data Request Code (see volume 10, table 30). Interrogations by NIIN, or by PSCN, will be submitted through the tailored data interrogation process using DIC LTI in accordance with chapter 5.3.

5.2.5 Preparation and Submission of Search Transactions

a. Search by Reference Number (with CAGE Code or *NCAGE* Code) - DIC LSR. The fixed format for DIC LSR is constructed of one FLIS segment 2. The variable format is constructed of a FLIS input header and segment 2. (See volume 8, chapter 8.1 or volume 9, chapter 9.1 for the applicable DRNs and instructions for developing the input transaction.)

b. Search by Reference Number for Other than Provisioning and Preprocurement - DIC LSN.

(1) NATO and other foreign country search by reference number with CAGE Code will be limited to fixed format DIC LSN only in accordance with volume 4, paragraph 4.12.2.b. (See volume 8, chapter 8.1 for the applicable DRNs and instructions for developing the input transaction.)

(2) U.S. activities may also submit DIC LSN in variable format in accordance with applicable DRNs and instructions in volume 9, chapter 9.1.

c. Search by National Item Identification Number (NIIN) - DIC LSF. The fixed format for DIC LSF is constructed of one FLIS segment 3. The variable format for DIC LSF is constructed of a FLIS input header and segment 3. (See volume 8, chapter 8.1 or volume 9, chapter 9.1 for the applicable DRNs and instructions for developing the input transaction.)

5.2.6 Outputs Generated from Requests for Data Bank Search

a. If an activity recorded in the Provisioning Screening Master Address Table is designated to receive screening results electronically and the results exceed 39,840 characters, a notification will be forwarded by DIC KEC. It will inform the activity that the results did exceed the Electronic Data Transfer limitation and that they will be forwarded by mail under the same Submitter or Document

a. Interrogation of the FLIS data base by NIIN/PSCN will be accomplished through the use of DIC LTI. (See volume 8, chapter 8.1 or volume 9, chapter 9.1 for developing the LTI transaction.) This transaction is used to extract data from one item identification recorded in the FLIS data base. Either the PSCN or NIIN of the item will be submitted in the interrogation to permit the extraction of desired data. The transaction will be submitted directly to DLSC by either Electronic Transmission or magnetic tape by mail.

5.3.4 Outputs Generated from Request for Data Base Interrogation

a. Output Notification Results for Input DIC LTI.

(1) If the input transaction is unprocessable, for such reasons as submitter not authorized, Package Sequence Number in error, Document Control Number not recognized or unauthorized input DIC, a Notification of Unprocessable Package will be output using DIC KRU. Only the output notification will be returned. If submitted electronically, the notification will be returned to the wire routing identifier. If submitted by mail, the transaction will be dumped to DLSC-IPC and the notification returned to the mailing address. The submitter will review the original input data, make corrections, and resubmit. (See volume 8, chapter 8.2 or volume 9, chapter 9.2 for the applicable DRNs, format, and explanations.)

(2) When errors occur in the input transaction, only a Notification of Return with the return conditions will be output to the submitting activity using DIC KRE. The submitter will review the original input data, make corrections, and resubmit. (See volume 8, chapter 8.2 or volume 9, chapter 9.2 for the applicable DRNs, format, and explanations.) Submittal of a NIIN/PSCN that has never been assigned will also be returned using DIC KRE with return code FN. Submittal of a NIIN that is controlled by the Field Command, Defense *Special*

Weapons Agency (Nuclear Ordnance Cataloging Office, Kirtland AFB, NM - activity code XA) and for which the submitter is not authorized to receive, will be returned using DIC KRE with return code XA. If data is required, submit the request directly to the item manager.

(3) When a NIIN/PSCN submitted for interrogation is valid, but the requested data is not recorded in the FLIS data base, a notification of Interrogated/Search Data not Available will be output to the submitter using DIC KTN. This would occur when the MOE Rule data, segment B, is requested for a NIIN/PSCN Status Code 6 item (inactive because of no users). (See volume 8, chapter 8.2 or volume 9, chapter 9.2 for the applicable DRNs, format, and explanation.)

(4) When a NIIN/PSCN submitted for interrogation is cancelled or security classified, a NIIN/PSCN Status/Index will be output to the submitter using DIC KFS. (See volume 8, chapter 8.2 or volume 9, chapter 9.2 for the applicable DRNs, format, and explanations.)

(a) If the NIIN/PSCN Status Code indicates the item was cancelled, and the interrogation requested segments E and/or H, they will be output when available. If the NIIN has NIIN/PSCN Status Code 3, 5, 7 (cancelled/replaced, cancelled/use, or cancelled/ duplicate, respectively), the replacement NIIN(s) will be included in the output with available segments A, B, C, and E under DIC KFE.

(b) The submitter should review the submitted NIIN/PSCN. If wrong, correct and resubmit. If correct, review the replacement items for use in the application. If security classified, and information is still required by an authorized Service/Agency, submit the request directly to the item manager.

b. Output Data Results for Input DIC LTI.

(1) When the submitted NIIN/PSCN is valid and requested FLIS data base data is available, the

data will be output to the submitter using DIC KIR, Interrogation Results. If all of the requested segments are not included and the Package Sequence Numbers are in the proper sequence, it can be assumed that the omitted segment(s) are not recorded. (See volume 8, chapter 8.2 or volume 9, chapter 9.2 for the applicable DRNs, format, and explanations.

(2) When a submitted NIIN is valid but a requested segment M (Clear Text Characteristics Data) is classified information, all segments will be output minus the characteristics data using DIC KTS. If authorized to receive classified data and the data is still required, submit the request directly to the item manager. (See volume 8, chapter 8.2 or volume 9, chapter 9.2 for the applicable DRNs, format, and explanations.)

c. DLSC Contact Point.

(1) Contact by Mail. Comments, suggestions and requests should be addressed to:

Commander
Defense Logistics Services Center
ATTN: DLSC-V
Battle Creek, Michigan 49017-3084

(2) Contact by Telephone:

DSN 932-7424
Commercial 616-961-7424

(3) Contact by E Mail:

E MAIL VIA DMINS:
dsac!dlscg2!dlscjvpe
E MAIL VIA
DDN: DLSC-VPE@DLSC.DLA.MIL



DEFENSE LOGISTICS AGENCY
 DEFENSE LOGISTICS SERVICES CENTER
 74 WASHINGTON AVE N
 BATTLE CREEK MI 49017-3084



ERRATA

CHANGE NO. 3
 DoD 4100.39-M

CH 3
 DoD 4100.39-M
 Volume 5

ERRATA

DLSC-VPH
 1 January 1996

AD-A301178

FEDERAL LOGISTICS INFORMATION SYSTEM (FLIS) PROCEDURES MANUAL

I. Volume 5, DoD 4100.39-M, 1 April 1995, change as follows: Remove pages listed below and insert revised pages. Additions and changes are indicated by *bold-face italic* type. Deletions are indicated in the Significant Changes paragraph below.

	<u>REMOVE OLD</u>	<u>INSERT NEW</u>
Table of Contents	1 and 2	1 and 2
Chapter 5	5.5-1 and 5.5-2	5.5-1 and 5.5-2
Appendix 5-1-B	1 and 2	1 and 2

II. SIGNIFICANT CHANGES

- A. The page changes are effective upon receipt.
- B. Significant changes for the entire manual this quarter and the applicable change number for each affected volume are listed on the change sheet for volume 1.


DLSC - The Key to Readiness

ERRATA

CH 3
DoD 4100.39-M
Volume 5

III. This change sheet will be filed in front of Volume 5 for reference purposes after changes have been made.

BY ORDER OF THE DIRECTOR:



RANDALL B. HAGLUND
Colonel, USMC
Commander
Defense Logistics Services Center

DISTRIBUTION: Defense Logistics Agency: 41, 42

Army: To be distributed in accordance with Special Distribution List.

Navy: To be distributed in accordance with Special Distribution List maintained at NPFC.

Stocked:
Commanding Officer
Naval Publications and Forms Center
5801 Tabor Avenue
Philadelphia, PA 19120

Air Force: Distribution "X"

DATA BANK INTERROGATIONS/SEARCH
TABLE OF CONTENTS

Volume/ Chapter/ Section	Title	Page/Appendix
5.1	GENERAL	
5.1.1	Introduction	5.1-1
5.1.2	Content of Output Data	5.1-1
5.1.3	Selection of Media and Precedence of Processing	5.1-2
5.1.4	Request Submittal Letter	5.1-2
	Request for Tailored Data Products (TDPs)	5-1-A
	Request for Tailored Data Products (TDPs) Sample	5-1-B
	Output Sample	5-1-C
	Request for Tailored Data Products (TDPs) Sample	5-1-D
	Output Sample	5-1-E
	TDP Record Layout - Segment A	5-1-F
	TDP Record Layout - Segment B	5-1-G
	TDP Record Layout - Segment C	5-1-H
	TDP Record Layout - Segment E	5-1-I
	TDP Record Layout - Segment H	5-1-J
	TDP Record Layout - Segment M	5-1-K
	TDP Record Layout - Segment V	5-1-L
	TDP Record Layout - Segment K	5-1-M
5.2	SEARCH BY REFERENCE NUMBER OR NIIN	
5.2.1	Concepts	5.2-1
5.2.2	Search by Reference Number	5.2-1
5.2.3	Search by NIIN	5.2-3
5.2.4	Preparation and Submission of Search Transactions.	5.2-3
5.2.5	Outputs Generated from Requests for Data Bank Search	5.2-4
5.3	TAILORED INTERROGATION, FLIS DATA BASE	
5.3.1	General	5.3-1
5.3.2	Data Available on Interrogation	5.3-1
5.3.3	FLIS Data Base Interrogation Inputs	5.3-3
5.3.4	Outputs Generated from Requests for Data Base Interrogation	5.3-3
5.4	TAILORED INTERROGATION,SSR	
5.4.1	General	5.5-1
5.4.2	SSR Interrogation Inputs	5.5-1
5.4.3	Outputs Generated from Requests for SSR Interrogation	5.5-1

DATA BANK INTERROGATIONS/SEARCH
TABLE OF CONTENTS

Volume/ Chapter/ Section	Title	Page/Appendix
5.5	TAILORED DATA PRODUCTS (TDPs)	
5.5.1	Introduction	5.5-1
5.5.2	Authorized Submitters/Functions	5.5-1
5.5.3	Submittal Procedures	5.5-1
5.5.4	Output	5.5.2
5-5-5	Timeframes	5.5-2
5-5-6	DLSC Contact Points	5.5.2
5.6	MASS DATA RETRIEVAL, SSR	
5.6.1	Introduction	5.6-1
5.6.2	Request Submittals	5.6-1
5.6.3	Output Results for DLSC Internal DIC LTP	5.6-1
5.7	MRC SUMMARY	
5.7.1	Introduction	5.7-1
5.7.2	Request Submittals	5.7-1
5.7.3	Output Results for DLSC Internal DIC LHX MRC Summary/Detail Report Listings	5.7-1 5-7-A
5.8	FIIG FUNCTIONAL/OPERATIONAL INDEX OUTPUTS	
5.8.1	Definition, Purpose, and Use	5.8-1
5.8.2	Media, Frequency, and Content	5.8-1
5.8.3	DLSC Contact Point	5.8-2
5.9	OUTPUT FROM REPORTS GENERATOR	
5.9.1	Reports Generator Procedures	5.9-1
5.9.2	Reports Generator Output	5.9-1
5.10	EXTRACT AND EDIT CODED ITEM CHARACTERISTICS DATA BY NSN	
5.10.1	Concepts	5.10-1
5.10.2	Input Formats	5.10-1
5.10.3	Output Formats	5.10-1
5.11	ALPHABETIC INDEX	5.11-1

CHAPTER 5 TAILORED DATA PRODUCTS (TDPs)

5.5.1. INTRODUCTION

Tailored Data Products (TDPs) allow for more flexibility in defining both input and output criteria. TDPs can be developed to extract most data elements to make a more specific extract (i.e. all Reference Numbers beginning with 'NDC' in class 6505). Output can either be the 'old' segment type data (i.e. Segment A, B, etc.), or just specific data elements required.

5.5.2 AUTHORIZED SUBMITTERS/ FUNCTIONS

a. The Defense Supply Centers, Army, Navy, Air Force, Marine Corps, Civil Agencies, other DoD and foreign governments are among the users of the Tailored Data Product Program. The program is also utilized to obtain data under the Freedom of Information Act for private industry, state and local governments as well as foreign industries.

b. Data obtained *through* the Tailored Data Product Program is used to perform a variety of functions. Examples of these functions are:

Technical support for various special projects.

DLA Demil Review.

Engineering Practice Studies.

Data Base establishment/validation.

Tool Development and item upgrades.

5.5.3 SUBMITTAL PROCEDURES

a. All requests for TDPs must be submitted in writing, to DLSC-VP. Requests can be submitted by mail, EMAIL, or FAX and must include requestor's name, address and telephone number(s); data element(s) with DRN(s) to be included in the extract (see FLIS Data Element Dictionary, DoD 4100.39-M, Volume 12); data element(s) with DRN(s) or segment data to be output; and the out-

put media required (i.e., tape, cartridge, floppy disk, hardcopy or File Transfer Protocol program). A justification why the data is required must also be included. See Appendix 5-1-A for sample request form.

b. DLSC-VP receives the request, verifies for completeness, contacts submitter if additional data/clarification is required and determines if the request can be accomplished through the TDP program or if a System Change Request (SCR) would be required. Then develops and processes the TDP extract or develops SCR as required.

c. The DLSC Program Manager, DLSC-VP, reviews request and determines which category applies:

(1) Routine TDPs - programs already exist and only require limited modifications.

(2) SQL TDPs - utilizing the ISPF/QMF System, an SQL query is developed to meet requirements.

(3) New 3090 Interface TDP - Complete development of new programs is required.

5.5.4 OUTPUT

a. The output has been expanded to include specific data elements as well as the Segment data. Appendix 5-1-C is an example of the Tailored Data Product output resulting from the sample TDP request, Appendix 5-1-B, that asked for specific data elements. The input data elements were FSC (DRNs 3994 and 3996) with a value of 6505, PICA (DRN 2866) with a value of KX, and Reference Number (DRN 3570) with a value of 'NDC_____'. The specified output is the NIIN, Cage Code and all reference numbers beginning with 'NDC', sorted in NIIN sequence. They have requested the data to be FTP'd to DPSC.

b. Appendix 5-1-E is an example of the Tailored Data Product output resulting from the sample

TDP request, Appendix 5-1-D, that requests Segment data. The input data elements were FSGs (DRN 3994) with a value of 60 and 70, and PICA (DRN 2866) with a value of TX. The output specified is Segments A, B, C, E, H, and M. They requested the data output to a 3 1/2" disk in ASCII format.

c. Appendices 5-1-F through 5-1-M are Tailored Data Product record layouts of segmented data.

5.5.5. TIMEFRAMES

Tailored Data Products are processed individually. Timeframes are dependent on the number of TDPs currently in process with the following ranges:

Routine TDPs - 3-30 working days

SQL TDPs - Simple - 2-11 working days
Complex - 5-30 working days

New 3090 Interface TDPs - 12-45 working days.

5.5.6 DLSC CONTACT POINTS

Mail your comments, suggestions, and requests to:

Commander
Defense Logistics Services Center
ATTN: DLSC-VP
Battle Creek, MI 49017-3084

Telephone:

DSN 932-7424/4777
Commercial 616-961-7424/4777

EMAIL requests should be addressed to:

dlsc-v[@000d]lsc.dla.mil

Facsimiles should be addressed to:

DLSC-VP
DSN 932-4715
Commercial 616-961-4715

CHAPTER 1
APPENDIX 5-1-B
REQUEST FOR TAILORED DATA PRODUCTS (TDPs)
SAMPLE CUSTOMER REQUEST

SUBJECT: Request for Tailored Data Products (TDPs)

TO: DLSC-VP

1. Reference: FLIS Procedures Manual, DoD 4100.39M, Volume 5, Interrogations.
2. In accordance with guidelines established by above reference, request the following TDP be developed:

a. Input Data Element(s): (with applicable Data Record Number (DRN))
FSC (DRNs 3994 and 3996), PICA (DRN 2866), and Ref. No. (DRN 3570)

b. Value of Input Data Element(s):
FSC 6505, PICA = KX, and Reference No. beginning with 'NDC'

c. Output Data Element(s): (with applicable DRN(s))
NIIN, Cage Code, and all reference no.s

d. Sort Sequence of Output Data Elements:
Sort by NIIN

e. Output Segment Data: (NIIN Sequence)

<input type="checkbox"/> Seg A - Identification	<input type="checkbox"/> Seg H - Catalog Management
<input type="checkbox"/> Seg B - Moe Rule	<input type="checkbox"/> Seg M - Decoded Characteristics
<input type="checkbox"/> Seg C - Reference Number	<input type="checkbox"/> Seg V - Coded Characteristics
<input type="checkbox"/> Seg E - Standardization	<input type="checkbox"/> Seg W - Packaging
<input type="checkbox"/> Seg G - Freight	

f. Output Media:

File Transfer Program (FTP)

Address: 131.86.13.234

Usercode: Anonymous Password: Anonymous

<input type="checkbox"/> Magnetic Tape, 9 Track		
<input type="checkbox"/> EBCDIC	<input type="checkbox"/> 1600 BPI	<input type="checkbox"/> 6250 BPI
<input type="checkbox"/> ASCII, 6250 BPI		
<input type="checkbox"/> Floppy Disk	<input type="checkbox"/> 3 1/2	<input type="checkbox"/> 5 1/4
<input type="checkbox"/> 3480 Cartridge		
<input type="checkbox"/> Hardcopy		

g. Requester's Name, Activity & Telephone No:

Mary Ann Molinari, DPSC-ME, DSN 444-3151

h. Send Output Data To:

NAME:

Address:

Telephone No:

I am aware that ~~this~~ request could take up to 45 working *days* to process.

(_____ initial and date)

i. Justification:

This ~~extraction~~ should be elevated as an extremely high priority due to project field execution by June 1994. Projects supporting this request are the Medical Electronic Customer Assistance (MECA) and Distribution and Pricing Agreement (DAPA).



DEFENSE LOGISTICS AGENCY
 DEFENSE LOGISTICS SERVICES CENTER
 74 WASHINGTON AVE N
 BATTLE CREEK MI 49017-3084



CHANGE NO. 4
 DoD 4100.39-M

CH 4
 DoD 4100.39-M
 Volume 5

ERRATAS

DLSC-VPH
 1 July 1996

AD-A301178

FEDERAL LOGISTICS INFORMATION SYSTEM (FLIS) PROCEDURES MANUAL

I. Volume 5, DoD 4100.39-M, 1 April 1995, change as follows: Remove pages listed below and insert revised pages. Additions and changes are indicated by *bold-face italic* type. Deletions are indicated in the Significant Changes paragraph below.

	<u>REMOVE OLD</u>	<u>INSERT NEW</u>
Glossary	iii and iv, vii-ix, xi thru xxxiv	iii and iv, vii-ix, xi thru xxxiv
Table of Contents	1 and 2	1 and 2
Chapter 2	5.2-1 thru 5.2-6	5.2-1 thru 5.2-7
Chapter 7	5.7-1	5.7-1
Chapter 8	5.8-1 and 5.8-2	5.8-1 and 5.8-2
Chapter 11	5.11-1 thru 5.11-8	5.11-1 thru 5.11-8


II. SIGNIFICANT CHANGES

- A. The page changes are effective upon receipt.
- B. Significant changes for the entire manual this quarter and the applicable change number for each affected volume are listed on the change sheet for volume 1.

CH 4
DoD 4100.39-M
Volume 5

III. This change sheet will be filed in front of Volume 5 for reference purposes after changes have been made.

BY ORDER OF THE DIRECTOR:



RANDALL B. HAGLUND
Colonel, USMC
Commander
Defense Logistics Services Center

DISTRIBUTION: Defense Logistics Agency: 41, 42

Army: To be distributed in accordance with Special Distribution List.

Navy: To be distributed in accordance with Special Distribution List maintained at NPFC.

Stocked:
Commanding Officer
Naval Publications and Forms Center
5801 Tabor Avenue
Philadelphia, PA 19120

Air Force: Distribution "X"

GLOSSARY
PART 1-ACRONYMS

		Volume(s)			Volume(s)
AAC	Acquisition Advice Code	6,14,15	AR	Army Regulation	2,6,13
			ARC	Accounting Requirements Code	15
ACN	Advance Change Notice, FLIS	1,2	ASCII	American National Standard Code for Information Interchange	2
ADC	Air Dimension Code	15	ASD	Assistant Secretary of Defense	
ADP	Automatic Data Processing	1,3,4,7	ASPR	Armed Services Procurement Regulation	7
ADPEC	Automatic Data Processing Equipment Identification Code	6, 15	CAC	Civil Agency Catalog	15
ADPP	Automatic Data Processing Point	15	CAGE	Commercial and Government Entity Code	1,2,4,5, 6,7,14,15
ADPS	Automatic Data Processing System	1	CAO	Contract Administration Office	1,15
AEDA	Ammunition, Explosive, and Other Dangerous Articles	10	CB	Change Bulletin	15
AFFC	Air Force Fund Code		CCAL	Certified Contractor Access List	15
AFLC	Air Force Logistics Command	6,13	CDA	Catalog Data Activity	6
AFM	Air Force Manual	6,13	CIC	Card Identification Code, Item Management Coding	4,6,14, 2, 2
AIN	Approved Item Name	3,4,6		Content Indicator Code	
AINRP	Approved Item Name Reclassification Program	6		Continuation Indicator Code	
AMC	Acquisition Method Code	6,14	CIT	Consumable Item Transfer	6
AMSC	Acquisition Method Suffix Code	6,14	CMD	Catalog Management Data	1,2,4,5, 6,7,14,15
ANSI	American National Standards Institute, Inc.	2,3,7	COM-RI	Communications Routing Identifier	2,6
APSN	Association Package Sequence Number		CSS	Cataloging Statistical Series	2,14
AQL	Acceptable Quality Level	2,14			

		Volume(s)			Volume(s)
DA	Description Available	15	DLAH	Defense Logistics Agency Handbook	
DAAS	Defense Automatic Addressing System	1,2,6	DLAR	Defense Logistics Agency Regulation	6,13
DAASO	Defense Automatic Addressing System Office	1,2,4,5,6,14	DLSC	Defense Logistics Services Center	All
DAC	Document Availability Code	4	DM	Descriptive Method (Item Identification)	2,14
DCN	Document Control Number	1,4	DNA	Defense Nuclear Agency	2,4,6,13,14
DCSC	Defense Construction Supply Center	2,14	DNACA	Defense Nuclear Agency Cataloging Activity	4
DCSN	Document Control Serial Number	6	DoD	Department of Defense	All
DD Form	Department of Defense Form	1,2,3,4,5,7,15	DoDAAC	Department of Defense Activity Address Code	
DEMIL	Demilitarization	4,15	DoDAAD	Department of Defense Activity Address Dictionary	
DESC	Defense Electronics Supply Center	2,14	DoDAC	Department of Defense Ammunition Code	3
DFSC	Defense Fuel Supply Center	2,14	DoDD	Department of Defense Directive	1
DGSC	Defense General Supply Center	2,14	DoDI	Department of Defense Instruction	6,14
DHCO	Departmental Headquarters Catalog Office	2,14	DOE	Department of Energy	2,4
DIA	Defense Intelligence Agency	13	DPSC	Defense Personnel Support Center	2,13,14
DIC	Document Identifier Code	1,2,4,6,7,13,14,15	DRIS	Defense Retail Interservice Support	
DIPEC	Defense Industrial Plant Equipment Center	1,2,6,7,13	DRMS	Defense Reutilization and Marketing Service	1,15
DISC	Defense Industrial Supply Center	2,14			
DLA	Defense Logistics Agency	1,2,4,5,6,13,14,15			

		Volume(s)			Volume(s)
MILSTAAD	Military Standard Activity Address Directory		NADEX	NATO Data Exchange	1
			NAIN	Non-Approved Item Name	
MILSTAMP	Military Standard Transportation and Movement Procedure	6	NATO	North Atlantic Treaty Organization	1,2,4,5,6,7,13,15
MILSTD	Military Standard	2,3,4,7	NCB	National Codification Bureau	2,4
MILSTICCS	Military Standard Item Characteristics Code Structures	3,15	NDUP	Non-Duplicate	4
			NHCI	Nuclear Hardness Critical Item	2,4
MILSTRAP	Military Standard Transaction Reporting and Accounting Procedure	15	NIDS	Nuclear Integrated Data System	4
			NIIN	National Item Identification Number	All
MILSTRIP	Military Standard Requisitioning and Issue Procedure	6	NIMSC	Nonconsumable Item Material Support Code	2,6
MIM	Military Inventory Manager	14	NMFC	National Motor Freight Classification (Code)	1,2,6,15
MM	Materiel Manager		NOCA	Nuclear Ordnance Catalog ing Activity	2,4
MMAC	Materiel Management Aggregation Code-AF	1,13	NOCO	Nuclear Ordnance Cataloging Office	2,4
MMC	Materiel Management Category Code-DoD (Commodity)	13	NSA	National Security Agency	1,2,4,6,13,14
MOE	Major Organizational Entity	1,2,3,4,5,6,13,14	NSCM	NATO Supply Code for Manufacturers	1,4,5,7,15
MOWASP	Mechanization of Warehousing and Shipment Processing	6	NSN	National Stock Number	1,2,3,4,
			OCR	Optical Character Recognition (Reader)	1,2,7
MRC	Master Requirement Code	1,3,4,5,15	ODRC	Output Data Request Code	1,2,4,5,6
MRM	Military Retail Manager	14	OE	Organizational Entity	1,4,5,7,15
MTMC	Military Traffic Management Command	1,2,4,6,15			

		Volume(s)			Volume(s)
PDM	Partial Descriptive Method (Item Identification)	2,4	RNJC	Reference Number Justification Code	1,4
PIC	Priority Indicator Code	1,2,4,5,14	RNSC	Reference Number Status Code	4
PICA	Primary Inventory Control Activity	1,2,4,5,6,13,14	RNVC	Reference Number Variation Code	5,6,15
PMIC	Precious Metals Indicator Code	6,15	ROFC	Remote Output Format Code	16
PORM	Plus or Minus	2,3	RPDMRC	Reference/Partial Descriptive Method Reason Code	1,2,4
PSCN	Permanent System Control Number	1,2,4,5,6,15	S/A	Military Service/Civil Agency	2,13,14
PSMAT	Provisioning Screening Master Address Table	1,5,7	SAC	Secondary Address Code	3,4
PSN	Package Sequence Number	1,2,4,5,7	SADC	Service/Agency Designator Code	2,4,15
PSOS	Pseudo Source of Supply	6	SAIC	Secondary Address Indicator Code	
Q/R	Query Response, Electronic Data Transmission		SCN	System Control Number	1,4
QUP	Quantity Unit Pack	2,6,15	SCR	System Change Request (FLIS)	1,6,15
RCS	Reports Control Symbol	2,14	SFM	Simplified File Maintenance	1,2
RD	Restricted Data	4	SIC	Statistical Indicator Code	
RIC	Routing Identifier Code	1,2,6	SICA	Secondary Inventory Control Activity	1,2,5,6,13,14
RM	Reference Method (Item Identification)	2,4,14	SICC	Service Item Control Center	2,6,13,14
RNAAC	Retail Manager	6	SIN	Submittal Identification Number	
RNAAC	Reference Number Action Activity Code	1,2,4	SLC	Shelf Life Code	2,6,15
RNCC	Reference Number Category Code	2,4,5,6,15			
RNFC	Reference Number Format Code	4,5			

		Volume(s)
SMIC	Special Material Identification Code	15
SNOCA	Service Nuclear Ordnance Cataloging Activity	4
SoS	Source of Supply Code	1,2,4,6, 4,15
SoSM	Source of Supply Modifier Code	
SPSN	Submitted Package Sequence Number	
SR	Standard Requirement	4
SSR	Supply Support Request System Support Record	1,2,6,13 1,2,5,6, 7,13,14,15
STDB	Standard Test Data Base	1
TACOM	U.S. Army Tank Automotive Command	2,6,13,14
TIC	Terminal Identifier Code Volume(s)	
TSN	Terminal Serial Number	
UFC	Uniform Freight Classification (Code)	1,6,15
U/I	Unit of Issue	2,6,15
U/M	Unit of Measure	
U/P	Unit Price	15
USCG	United States Coast Guard	1,2,6
WIMM	Weapons Integrated Materiel Manager	2,4,5,6, 13,14

GLOSSARY
PART II - TERMS

	Volume(s)
Acceptable Quality Level (AQL). The maximum percent defective that, for purposes of sampling inspection, can be considered satisfactory.	2,4,14
Accounting Requirements Code (ARC). See DRN 2665, volume 12.	15
Acquisition Advice Code (AAC). See DRN 2507, volume 12.	2,6,15
Acquisition Method Code (AMC). See DRN 2871, volume 12.	6,14
Acquisition Method Suffix Code (AMSC). See DRN 2876, volume 12.	6,14
Activity Code. A two-character code assigned by DLSC, upon request, for use in the Federal Catalog System to identify an activity for cataloging, standardization, or other management purposes.	2,4,5,6
Adopt Coding. Application of the approved IMC criteria by an ICP to items of supply currently managed by a IMM, wherein the ICP or another activity within the same Service is not currently recorded as a user in the FLIS data base and desires to add user interest and obtain supply support from the appropriate IMM.	6
Advance Change Notice - See FLIS	
Air Commodity/Special Handling Code. See DRN 9215, volume 12	1,2,15
Air Dimension Code (ADC). See DRN 9220, volume 12.	1,2,15
Air Force Fund Code. See DRN 2695, chapter 12.2.	
American National Standard Code for Information Interchange (ASCII). The bit configuration standard subset requirement for FLIS and all Government computer systems.	2
Applicability Key. The code used to reference the applicability of a requirement to an item name in a FIIG.	
Approved Item Name (AIN). The name which is selected (approved by the Directorate of Item Identification, DLSC, as the Official designation for an item of supply), and delimited where necessary, to establish a basic concept of the item of supply to which the item belongs and with which it should be compared. It may be a basic name, or a basic name followed by those modifiers necessary to differentiate between item concepts having the same basic name. Approved item names, basic names, and colloquial names are published in Cataloging Handbook H6. When two or more names are applicable to an item, the name which is most commonly used by the Government and industry shall be selected as the item name. The other name(s) shall be cross-indexed to the selected name.	4,6,15

	Volume(s)
Approved Item Name Reclassification Program (AINRP). A DoD-directed program designed to (1) identify item names (by five-digit code) which represent large quantities of consumable items originally classified in FSC classes for the next higher assemblies; (2) take action to reclassify such items from the next higher assembly FSC to the "home" FSC class; and, (3) apply IMC procedures to items migrating from weapons system oriented to commodity oriented FSC classes.	6
Association Code. A code number assigned by DLSC, for internal use, to a corporate complex which has two or more divisions, branches, subsidiaries, etc., each of which has been assigned a different Commercial and Government Entity Code (CAGE). This code number is used by DLSC in screening operations for determining duplication and possible duplication when the reference number is the same but the CAGE Code is different.	1,4,5,14
Association Package Sequence Number (APSN). See DRN 8252, volume 12.	
Authorized Item Identification Collaborator Code. See DRN 2533, chapter 12.	2,6
Automatic Data Processing Equipment Code (ADPEC). See DRN 0801, volume 12.	8,9,10,15
Cancelled Federal Item Identification. A Federal item identification which is no longer authorized for use to identify an item of supply.	2,4,6
Card Identification Code, Item Management Coding. See DRN 0099, volume 12.	1,2,6
Catalog Management Data (CMD). The total range of information compiled and published in Management Data Lists including requisitioning, stock, and financial management and other management control data; and including various referenced relationships to other items, documents, or materiel management conditions.	1,2,4,5,6,15
Cataloging Handbook H2. A handbook containing Federal Supply Classification data in various sequence. This part consists of the structure of the Federal Supply Classification showing all groups and classes in the four-digit FSC code numbering system. Where appropriate, the main inclusions and exclusions which delimit the coverage of a particular class are shown.	4,15
Cataloging Handbook H6. Federal Item Name Directory for Supply Cataloging.	4,15
Cataloging Statistical Series (CSS). A series of informational type documents which provide statistical data in support of the Federal Cataloging Program.	2,14

	Volume(s)
Category A Single Submitter. <i>Where management responsibility includes all items of supply in a given FSC, the IMM is the sole submitter of cataloging actions related to items of supply in the applicable class. The IMM is the sole submitter of cataloging actions, both new or changed data and new, reinstatement, or revised item identifications, for items managed in the applicable class. This also includes proposals for new or revised cataloging tools related to FSCs under the activity's cognizance.</i>	2,4
Category B Single Submitter. <i>Where management and cataloging responsibility is established on a by-item basis within a given FSC, the IMM is the sole submitter of proposed catalog data changes against existing item identifications representing items of supply under the management cognizance of that activity. This includes cataloging action, both new or changed data, and new, reinstatement, or revised item identifications, for items managed under the activity's cognizance.</i>	
Central Catalog File. See FLIS Data Bank.	2,4
Change Bulletin. Publications issued following a basic edition for updating purposes. The data content is cumulative. Change bulletin is synonymous with the terms "advance notice" and "supplement".	15
Change Coding. The method of changing data elements previously furnished as a result of IMC. Excluded are changes from Service management to Integrated Materiel Management or vice versa. Such latter changes shall be accomplished under initial, maintenance, retroactive, or return coding as appropriate.	6
Change Indicator. See DRN 0122, volume 12.	
Characteristics Reply. The total reply to a FIIG requirement in MILSTICCS format. It consists of the primary address code and may consist of a secondary indicator code, along with a secondary address code (if applicable), or it may consist of a double dollar symbol (\$\$) to identify the AND condition or a single dollar symbol (\$) to identify the OR condition. These symbols will be used to chain materials and the like which do not govern other requirements. Also included is the mode code and the item characteristics (either clear text or coded or a combination of the two as specified in the FIIG) followed by the record separator symbol.	3,4
Codification Project Code. A two-character alphabetic code assigned by the Defense Logistics Services Center (DLSC) to identify catalog data related to a codification project for NATO or other foreign countries.	4
Collaborating Activity. An activity designated by a Military Service or participating agency to review proposed item logistics changes.	2,4
Collaborator Code. See DRN 2533, volume 12.	2,13

Commercial and Government Entity Code (CAGE). Any reference number entered into the Federal Catalog System will have a CAGE Code assigned to it prior to entering the central catalog file. The CAGE Code is a five character data element assigned to establishments which are manufacturers or have design control of items of supply procured by the Federal Government. The first and last position of a CAGE Code will be numeric. Under certain conditions revision actions shall be initiated by DLSC: When a CAGE Code is cancelled and replaced by a code assigned to a single manufacturer; or when DLSC cannot determine, without collaboration, which items formerly manufactured by a defunct organization are now manufactured by the acquiring organization(s).

Where the applicable CAGE Code cannot be determined under the conditions cited above, recorded cataloging activities shall initiate appropriate action to update the central catalog file. DLSC will not cancel a CAGE Code until all numbers of that manufacturer have been withdrawn.

Commodity Materiel Management Category Code - DoD. See DRN 2611, volume 12.

Compiler. A term used to denote the activity responsible for the preparation and maintenance of a catalog.

Concept Change. A concept change is determined to exist when the identification characteristics expressed by the proposed revision of a Federal item identification differ in content from those expressed by the Federal item identification, and both item identifications represent possible items of supply.

4

Condition Codes. A condition code is assigned to Approved Item Names to indicate whether the name may be classified in single or multiple FSC(s) as follows:

Code 1 - The AIN may be classified in only one specific FSC.

Code 2 - The AIN may be classified in two or more specific classes of the FSC structure.

Code 3 - The AIN may be classified in any logical class of the FSC structure.

Consumable Item Transfer (CIT). A special project transferring consumable items now managed by military services to DLA or GSA.

Content Indicator Code. The Content Indicator Code (CIC) consists of four alphabetic characters which appear in positions 5 through 8 of an Automatic Digital Network (AUTODIN) message header and End of Transmission (EOT). It is designed primarily for use by the receiving communications terminal as an aid in determining distribution of data messages. All catalog data being transmitted requires a CIC.

2

Continuation Indicator Code (CIC). See DRN 8555, volume 12.

1,4

	Volume(s)
Contract Administration Office Code (CAO). See DRN 8870, volume 12.	1,15
Controlled Inventory Item Code (CIIC). See DRN 2863, Volume 12.	15
Conversion. The transformation of a value to an equal or equivalent value in a different term or scale.	3
Coordinating Activity. An activity having the responsibility for inter-Service/Agency coordination.	
Criticality Code. See DRN 3843, volume 12.	1,4,5,15
Data Chain. A name given to the use of two or more logically related data elements. For example, the data chain Document Control Number (DRN 1015) is composed of data elements: Originating Activity Code (DRN 4210), Submitting Activity Code (DRN 3720), Date Transaction (DRN 2310), and Document Control Serial Number (DRN 1000).	4,5
Data Changes. All transfers between the descriptive method and the reference method; all reference number changes, item status code changes, withdraw or add owner actions, and cancellations regardless of type of item identification; and item (or part) name and FSC changes for type 2 item identifications.	2,4,6
Data Code. A number, letter, character, symbol, or any combination thereof used to represent a data item. For example, the data codes JV, KX, and XB represent the data items: Strategic Systems Project Office; Defense Personnel Support Center; and Field Command, Defense Nuclear Agency, respectively, under the data element: Submitting Activity Code (DRN 3720).	1
Data Element. A grouping of informational units which has a unique meaning and sub-units (data items) of distinct value. Examples of data elements in FLIS are State/U.S. Possession Abbreviation (DRN 0186), Submitting Activity Code (DRN 3720), and DoD Activity Address Code (DRN 3755).	1,4,5,6,7,15
Data Element Dictionary (DED). An authoritative reference containing the definition and related 1 features of data elements, data chains, and data use identifiers. See volume 12.	1
Data Element Terminator Code. See DRN 8268, volume 12.	1,4
Data Exchange. The submittal of data, not requiring collaboration, through the single submitter to the Defense Logistics Services Center (DLSC).	2
Data Item. A sub-unit of descriptive information or values classified under a data element. For example, the data element Submitting Activity Code (DRN 3720) contains data items such as U.S. Army Electronics Command, Naval Training Device Center, and San Antonio Air Logistics Center.	

	Volume(s)
Data Range Criteria. Information providing the means (manual or mechanical) for determining item equivalency and substitutability relationships for each item characteristic.	3
Data Record Number (DRN). See DRN 0950, volume 12.	1,2,4,5, 6,7,15
Defense Retail Interservice Support (DRIS) Program. A program designed to use inter-Service transfers of material and logistics services to achieve the greatest possible effectiveness and economy in the operations of DoD activities.	
Deletion Reason Code. See DRN 4540, volume 12.	6,14
Demilitarization. The act of destroying the military offensive or defensive advantages inherent in certain types of equipment or materiel. The term comprehends mutilation, dumping at sea, scrapping, melting, burning, or alteration designed to prevent the further use of equipment and materiel for its originally intended military or lethal purpose.	4,15
Department of Defense Activity Address Code (DoDAAC). See DRNs 0395 and 6550, volume 12.	
Department of Defense Activity Address Directory (DoDAAD). The file of all Department of Defense customers clear-text addresses, address codes, and billing codes for use in preparation of bills to customers.	
Department of Defense Ammunition Code (DoDAC). See DRN 3767, volume 12.	3,15
Depot Source of Repair (DSOR). An organic or contract activity designated as the source to provide depot maintenance of equipment. Only each Service's Maintenance Interservice Support Management Office (MISMO) assigns DSOR codes through the PICA Service Cataloging function.	6
Design Control Reference. The primary number used to identify an item of production, or a range of items of production, by the manufacturer (individual company, firm, corporation, or Government activity) which controls the design, characteristics, and production of the item by means of its engineering drawings, specifications, and inspection requirements.	2,4
Document Availability Code (DAC). See DRN 2640, volume 12.	
Document Control Serial Number. See DRN 1000, volume 12.	1,5,6
Document Control Number. See DRNs 1015 and 3920, volume 12.	4,5,6,15
Document Identifier Code (DIC). See DRN 3920, volume 12.	1,2,4, 5,6,7, 13,14,15

	Volume(s)
DoD/Federal Functional Manager. The organizational element responsible for specific functions such as the Federal Catalog Program (DLA-SC), Item Management Coding (DLA-OP), Freight Classification Data (MTMC).	1
DOE Controlled Commercial Items. End items, assemblies, components, and parts (including testing and handling equipment) which are standard commercial items used on or with nuclear weapons. Due to the nuclear weapons reliability concept, they require special testing or DOE control for quality assurance. These items are available only from the DOE through DNA and are all of "war-reserve quality" or "single quality". They are not security classified and are not commodity classified in FSC group 11. Item identifications for these items will each reflect a reference number coded with CAGE Code 87991.	
DOE Special Design Items. End items, assemblies, components, and parts (including testing and handling equipment) designed or manufactured by DOE or design controlled by DOE for use specifically in the nuclear ordnance field. These items are available only from the DOE through the Defense Nuclear Agency (DNA) and may be categorized as "war reserve quality", "training quality", or "single quality".	4
Drop Table. Used by DLSC, when requested by Service/Agency activities, to eliminate distribution of unneeded data.	1
Economic Feasibility. The determination of the cost effectiveness of a data system change. Design, development, programming, implementation, and appropriate Automatic Data Processing (ADP) equipment costs (including separate indication of ADP and non-ADP costs) should be related to the value of the automated data system change under development.	1
Effective Date (ED). The year and Julian day denoting the date that a predetermined condition or action becomes effective in the defense logistics system. This date will always be the first day of a month; e.g., 83121 is 1 May 1983. An effective date will be either a "future" effective date or a "standard" effective date.	2,5,6,13
Electronic Data Transmission. This is a world-wide Department of Defense computerized general purpose communications system which provides for the transmission of narrative and data pattern traffic on a store-and-forward (message switching) basis and subscriber (circuit switching) basis. (Formerly Automatic Digital Network).	1,2,4,5,6,7
Electronic Data Transmission Message Control. A procedure that may be used by interested recorded users to identify and verify receipt of FLIS data transmitted electronically for a fixed time period. See volume 8, DIC KWA.	2
Electrostatic Discharge Code. A code to indicate whether an item is susceptible to electrostatic discharge or electromagnetic interference damage.	8,9,10,15

	Volume(s)
End of Transmission (EOT). An ADP term indicating the conclusion of a transmission.	
Equivalency Criteria. Criteria contained in section II of the FIIG consisting of data range conversion formulas and decision rules criteria used to determine characteristic equivalency and substitutability. Replies are equivalent when they are identical or become equivalent through the application of section II criteria. Replies NOT RATED and ANY ACCEPTABLE in the data base are not to be considered equivalent with respect to other definitive replies to a specific input requirement. Equivalent items are always "offered" to the processing activity requesting NSN assignment from DLSC for review and possible acceptance.	3
Estimated Demand. See DRN 0727, volume 12.	
Estimated or Actual Price. See DRN 0731, volume 12.	
Expendability, Recoverability-Reparability Code (ERRC). See DRN 2655, volume 12.	
Extra Long Characteristics Description (ELCD). Characteristics description data which consists of 5,000 characters or more.	2,3,4
Extra Long Reference Number (ELRN). A reference which exceeds the allowed field of 32 positions and must be carried forward to additional cards.	2,3,4
Federal Catalog System. A Federal program administered by DoD in conjunction with GSA. It shall name, describe, classify, and number each item repetitively used, bought, stocked, or distributed by the Federal Government so that only one distinctive combination of letters or numerals (or both) identifies the same item throughout the Federal Government.	1,3,4,6, 14,15
Federal Cataloging Program Statistical Series. A series of statistics required to reflect information pertaining to all Federal Cataloging Program transactions recorded in FLIS files against items which are managed by DoD activities, Civil Agencies, or foreign countries participating in the Federal Cataloging Program.	14
Federal Item Identification (FII). A description of an item of supply which consists of minimumluted logistics data.	1,2,3,4, 5,7,14,15
Federal Item Identification Guide (FIIG). A guide prescribing standard requirements, formats, and machine oriented coding structure for the collection of item characteristics and other item-related logistics data	1,2,3,4, 5,7,14,15
Federal Item Name Directory (FIND). Published as Cataloging Handbook H6 Series; provides item name data to Services/Agencies for use in development of item identifications.	4,15

	Volume(s)
Federal Logistics Information System (FLIS). An ADP system designed to provide a centralized data bank in support of the Department of Defense, Federal Civil Agencies, and foreign countries participating in the integrated logistics support program.	All
FLIS Advance Change Notice. A notification, to users of DoD 4100.39-M, of changes that must be implemented in the period between quarterly publication of changes and revisions.	1
FLIS Data Bank. A totally integrated logistics information repository, including graphics, necessary to support the various logistics functions. The central data bank is organized in two segments, the FLIS data base segment and the System Support Record segment.	1,2,3,4, 5,6,15
Federal Supply Classification (FSC). Permits the classification of all items of personal property used by participating activities. Groups and classes have been established for the universe of commodities with emphasis on the items known to be in the supply systems of participating activities. This classification system with its present structure of groups and classes represents those groupings and relationships which are based on current, as well as anticipated, management needs. The Federal Supply Classification structure is modified, as the needs of management change, by the addition of newly developed groups and classes, the subdivision of existing classes, and the revision of definitions of classes. The uniform Federal Supply Classification is governed by daily management requirements and provides uniform management categories throughout military activities and Civil Agency organizations, functions, operations, and supply pipelines. It permits greater uniformity within and between Military Services and Civil Agencies in the operations of reporting, accounting, financial management, inventory control, and budgeting.	1,2,3,4, 5,6,13, 14,15
Federal Supply Classification Group 11, Nuclear Ordnance. A Federal Supply Classification group which includes those nuclear ordnance items which are not specifically commodity classified elsewhere.	4
Federal Supply Group (FSG). See DRNs 3994 and 3996, volume 12.	1,5,6, 13,14,15
File Maintenance Sequence Number (FMSN). See DRN 1515, volume 12.	4,6
Financial Inventory Accounting (FIA). Establishment and maintenance of inventory accounts in monetary terms and the rendition of reports thereon. Covers materiel in storage, in process, on hand, in transit, and on consignment.	
Foreign Countries (FC). (Changed from: Friendly Foreign Governments). A non-NATO nation participating in the Federal Cataloging Program through an agreement which provides for the furnishing of Federal catalog data and cataloging services by the United States on a reimbursable basis.	1,2,4,5, 6,7,15

	Volume(s)
Freight Classification. The division of articles into groups according to physical characteristics for the purpose of transportation.	1,2,4,5, 6,15
Full Descriptive Method of Item Identification. The descriptive method of item identification establishes and delimits the concept of an item of supply by the delineation of the essential characteristics of the item which give the item its unique character and serve to differentiate it from every other item of supply. It may contain other characteristic data not used in the assignment of an NSN as specified in section III of the specific FIIG. The Full Descriptive Method (FDM) technique of item identification is a type 1 item identification which contains all essential characteristics of an item and differentiates it from every other item of supply.	2,4,14
Functional Description (FD). The FLIS FD provides:	1,8,9
a. The system requirements to be satisfied which will serve as a basis for mutual understanding between the user and the developer.	
b. Information on performance requirements, preliminary design, and user impacts including fixed and continuing costs.	
c. A basis for the development of systems tests.	
Functional Manager, DoD/Federal. See DoD/Federal Functional Manager.	
Functional/Operational Index (F/O). An index in grid form designed to assist the user in relating the item identification characteristics with the various logistic functions for data output products.	3,5,15
Gaining Inventory Manager (GIM). The inventory manager responsible for assuming wholesale materiel management functions. 2,6 Guide Number, Federal Item Identification Guide (FIIG). See DRN 4065, volume 12.	2,4
Hazardous Materiel Code (HMC). See DRN 2720, volume 12.	1,6,15
Hazardous Material Indicator Code. A code instructing the user on the type of hazardous material(s) used.	8,9,10,15
Immediate Response. The time elapsed from the point at which DLSC receives the last character of input data until DLSC transmits the first character of output data will not exceed one minute.	16
Industrial Plant Equipment (IPE). IPE is that part of DoD-owned plant equipment with an acquisition cost of \$1000 or more; used for the purpose of cutting, abrading, grinding, shaping, forming, joining, testing, measuring, heating, treating, or otherwise altering the physical, electrical, or chemical properties of materials, components, or end items entailed in manufacturing, maintenance, supply, processing, assembly, or research and development operations. IPE is further identified by noun name in joint DoD Handbooks, DLAH 4215 series.	

	Volume(s)
Initial Coding. Application of the established IMC criteria by the ICPs to all National Stock Numbered items existing in FSC classes newly designated as commodity oriented.	6
Initiating Activity. An activity assigned the responsibility for the development, coordination, reconciliation, and submittal to DLSC of a completed FIIG and follow-up maintenance.	3
Integrated Materiel Manager (IMM). <i>The DoD activity or agency that has been assigned wholesale integrated materiel management responsibility for the DoD and participating Civil Agencies. Integrated materiel management responsibilities include cataloging, requirements determination, procurement, distribution, overhaul repair and disposal of materiel. The terms Integrated Materiel Manager (IMM), Inventory Control Point (ICP) and Materiel Manager are synonymous.</i>	1,2,4, 6,13
Interchangeability and Substitutability (I&S). Conditions which permit the exchange of one item for another without affecting design or performance beyond acceptable limits.	1,5,6,14
Inventory Account Code - Coast Guard. See DRN 0708, volume 12.	1
Inventory Control Point (ICP). An organizational unit within the supply system of a Military Service/Defense Logistics Agency which is assigned the primary responsibility for the management of a group of items, either within a particular Military Service or for the DoD as a whole. Responsibilities include computation of quantitative requirements; the authority to require procurement, repair materiel, or initiate disposal; development of world-wide quantitative and monetary inventory data; and the positioning and repositioning of materiel.	6,13,14
Item Characteristics. Physical, performance, and other item-related logistics data required to describe, differentiate, and manage items of supply.	3,4
Item Identification (II). A collection and compilation of data to describe an item. The minimum data to develop an item identification are a combination of the item name, CAGE, manufacturers' identifying part/reference number, Reference Number Category Code (RNCC), and Reference Number Variation Code (RNVC). The maximum data required are the item name, all of the physical and performance characteristics data prescribed by a specific FIIG, and the manufacturers' identifying part/reference number. It may also include additional related reference numbers.	1,2,3,4, 5,6,13, 14,15
Item Intelligence. The sum total of data for a given item.	4
Item Intelligence Maintenance (IIM). A function in FLIS which provides for the processing of adjustments/revisions to established item identifications and characteristics in the FLIS data base.	

	Volume(s)
Item Logistics Data Transmittal (ILDT). The medium used for formatting data required to be transmitted to the data bank. 4 Item Management Classification Activity (IMCA). See DRN 4075, volume 12.	2,6
Item Management Coding (IMC). <i>The process of determining whether items of supply in Federal Supply Classes assigned for Integrated Materiel Management qualify for management by the individual DoD components other than DLA or GSA. Coding is accomplished in accordance with DoD 4240.26-M, Defense Integrated Materiel Management Manual for Consumable Items.</i>	1,2,6,
Item Management Coding Activity (IMCA). See DRN 2748, volume 12.	2,6
Item Management Statistical Series (IMSS). A series of informational type documents providing statistical data in support of the Federal Catalog System.	6
Item Name. See DRNs 5010 and 5020, volume 12.	1,4,5, 6,15
Item Name Code (INC). See DRN 4080, volume 12.	1,4,5, 6,15
Item of Production. Consists of those pieces or objects grouped within a manufacturer's identifying number and conforming to the same engineering drawings, specifications, and inspection.	4
Item of Supply. An item of supply may be a single item of production or two or more items of production that are functionally interchangeable or that may be substituted for the same purpose and that are comparable in terms of use. It is more meticulous (a selection of closer tolerance, specific characteristics, finer quality) than the normal item of production, or may be a modification (accomplished by the user or at request of the user) of a normal item of production.	2,4,5, 6,15
Item Standardization Code (ISC). See DRN 2650, volume 12.	1,4,5, 6,15
Key Data Element(s). Data element(s) submitted to obtain the desired interrogation/search output as specified by the Output Data Request Code.	5
Language Media Format (LMF). A code used for AUTODIN transmission to the FLIS data bank. The code indicates source media and preferred output media.	2
Less Than Carload Rating Code (LCL). See DRN 2760, volume 12.	1,2,15
Less Than Truckload Rating Code (LTL). See DRN 2770, volume 12.	1,2,15
List. One of the types of catalogs within a series of publications (e.g., Identification List).	4,15
Losing Inventory Manager (LIM). The inventory manager responsible for relinquishing wholesale materiel management functions.	2,6
Maintenance Action Code (MAC). See DRN 0137, volume 12.	6

	Volume(s)
Maintenance Coding. Application of the approved IMC criteria by the ICPs to all new or existing National Stock Numbered items which enter FSC classes subject to IMC after initial IMC has been accomplished.	6
Major Organizational Entity (MOE). The principal subdivision of Government organization under which component organizational entities are identified (e.g., Army, Navy, Air Force, Marine Corps, DLA, GSA, etc.).	1,2,3,4, 5,6,13, 14,15
Management Cognizance. The duties and responsibilities of a DSC, a Military Service activity, other DoD activity(ies), FAA, or GSA for management of an item of supply to the extent indicated by the MOE Rule.	2,6
Manufacturer (Mfr). A manufacturer may be an individual, company, firm, corporation, or Government activity that controls the design and production of an item, or produces an item from crude or fabricated materials or components, with or without modification, into more complex items.	4,7
Mass Change Processing. Mass change processing falls into two categories. Pre-programmed mass change is initiated by an SSR transaction which triggers or permits subsequent multiple actions to the DLSC and/or Service/Agency files. Special project mass change will require that original analysis and programming be accomplished to accommodate the requested actions.	1,2,6
Mass Data Retrieval. Mass data retrieval is designed to extract segment data from the FLIS data base or partial or complete files from the SSR based on the input of key data element(s). The content of the segments from the FLIS data base and the content of data elements from the SSR will be controlled through input of the appropriate Output Data Request Code DRN as indicated in volume 10, table 28 (Output Data Request Code/ Access Key(s)).	1,5
Master Requirement Code (MRC). See DRN 3445, volume 12.	1,3,4,5,15
Materiel Category Codes (MCC). See DRNs 2680 and 9256, volume 12.	
Materiel Condition Codes (MCC). See DRN 2835, volume 12.	
Materiel Management. Direction and control of those aspects of logistics which deal with materiel, including the functions of identification, cataloging, standardization, requirements determination, procurement, inspections, quality control, packaging, storage, distribution, disposal, maintenance, mobilization planning. Encompasses materiel control, inventory control, inventory management, and supply management.	2,6
Materiel Management Aggregation Code - AF (MMAC). See DRN 2836, volume 12.	1,13
Materiel Manager (MM). The director or organizational component responsible for performing the materiel management functions for assigned items.	1

	Volume(s)
Mechanization of Warehousing and Shipment Processing (MOWASP). A uniform data system designed to maintain consolidated freight location data and shipment handling information.	6
Military Service-Controlled Commercial Items. End items, assemblies, components, and parts (including testing and handling equipment) which, due to the nuclear weapons reliability concept, require special testing or control for quality assurance. The items or the data for the items are available only from the design controlling military activity; they may be categorized as "war-reserve quality" or "single quality". They are not security classified and are not commodity classified in FSC group 11. Item identifications for these items will reflect a reference number coded with CAGE Codes 57991, 67991, or 77991.	4
Military Service Special Design Items. End items, assemblies, components, and parts (including testing and handling equipment), designed or manufactured by a Military Service or design controlled by a Military Service, for use specifically in the nuclear ordnance field. The items or the data for the items are available only from the design controlling military activity; they may be categorized as "war-reserve quality", "training quality", or "single quality". They may be security classified or nonsecurity classified and are not necessarily classified in FSC group 11.	4
Military Specification (MILSPEC). A procurement specification in the military series promulgated by one or more of the military agencies and used for the procurement of military supplies, equipment, or services.	3
Military Standard (MILSTD). An established or accepted level of performance in the military used as a yardstick in evaluating actual progress.	2,3,4,7
Military Standard Contract Administration Procedure (MILSCAP). MILSCAP will provide uniform procedures, rules, formats, time standards, and standard data elements for the interchange of contract-related information between and among DoD components and contractors. The provisions of the Armed Services Procurement Regulation are to be implemented in machine processable form, where feasible, in MILSCAP. The system administrator and the chairman of the ASPR Committee will assure compatibility between the two procedures.	1,7,15
Military Standard Item Characteristics Code Structures (MILSTICCS). The coding structure used to code characteristics data for item identifications, transmission, storage, and processing.	3,15

Volume(s)

Military Standard Requisitioning and Issue Procedures (MILSTRIP). MILSTRIP will prescribe uniform procedures, codes, formats, documents, and time standards for the interchange of requisitioning and issue information for all materiel commodities (unless specifically exempted by the ASD (MRA&L)) between requisitioners and supply control/distribution systems in DoD and other participating agencies. MILSTRIP will include the applicable provisions of the Uniform Materiel Movement and Issue Priority System (UMMIPS). 6

Military Standard Transaction Reporting and Accounting Procedures (MILSTRAP). MILSTRAP will prescribe uniform procedures, data elements, documents, and time standards for the flow of inventory accounting information pertaining to receipt, issue, and adjustment actions between inventory control points, stock control activities, storage sites/depots, and posts, camps or bases (unless specifically exempted by the ASD (MRA&L)). Card formats and data elements employed in MILSTRAP will be designed to complement the techniques prescribed in MILSTRIP and to provide the means for generating financial inventory data required for management and transaction reports and financial reports.

Military Standard Transportation and Movement Procedure (MILSTAMP). The MILSTAMP DoD Regulation will contain all necessary forms, formats, codes, procedures, rules, and methods required by DoD components in the movement of materiel. It is a complete reference for policy and procedures governing data elements, documentation and information flow. Supplementing procedures are authorized only to the extent of assuring more detailed operating instruction required by action offices or to cover variances in capabilities. 6

Prescribed address-marking data elements, formats, and requirements are contained in MILSTAMP and will be reflected in MIL-STD-129, Military Standard Marking for Shipment and Storage, which is maintained by the Department of the Army. MILSTAMP will include the applicable provisions of the Uniform Materiel Movement and Issue Priority System (UMMIPS).

Military Traffic Management Command (MTMC). A command under the Department of the Army responsible for procurement, use, cost, and control of commercial transportation services required in the movement of cargo and passengers for the DoD components. 1,2,4,6,15

MINIMIZE. A condition wherein normal message and telephone traffic is drastically reduced in order that messages connected with an actual or simulated emergency shall not be delayed. 2,4

MOE Rule Related Data. Consists of Item Management Status Data and the NIMSC Code, AF Materiel Management Aggregation Code, supplementary data collaborators/receivers, Item Management Code, the IMCA, and effective date. 2,4,6

	Volume(s)
National Codification Bureau (NCB) Code. See DRN 4130, volume 12.	4
National Item Identification Number (NIIN). See DRN 4000, volume 12.	All
National Motor Freight Classification Code (NMFC). See DRN 2850, volume 12. 1,2,6,15	
National Stock Number (NSN). See DRNs 3960, 0126, 8525, 4120, 4150, 0260, 2895, 8875, 8869, 8878, and 8977, volume 12.	1,2,3,4, 5,6,13, 14,15
NATO Stock Number (NSN). An item of supply produced by a NATO member nation other than the U.S. identified by that nation by the assignment of a NATO Stock Number (e.g., 0000-21-000-0000). When such items enter the supply system of the U.S. Government, they will be identified by the NATO Stock Number if codification agreements have been extended to provide for acquisition of foreign item identification data through DLSC. For such items, the NATO Stock Number will be used and recognized as the National Stock Number in internal management of the item in the U.S.	1,4,6
NATO Supply Code for Manufacturers (NSCM). See DRN 4140, volume 12.	1,4,5, 7,15
Navy Cognizance Code. See DRN 2608, volume 12.	1,13
Next Higher Classifiable Assembly. This term is understood to mean the next higher assembly on or with which the item is used as a subassembly, part, attachment, or accessory. The term "higher assembly" is used for brevity and may actually include components, sub-assemblies, assemblies, and end items or systems.	4
Nominal Value. A value, excluding tolerance, used for the purpose of general identification usually expressed as a fraction, size number or letter, code number, gage number, or decimal number.	
Non-Approved Item Name (NAIN). See DRN 5020, volume 12.	3
Non-Duplicate (NDUP). When the item identification is sufficiently close to, but not an actual duplicate characteristically of, an existing Federal item identification and there are no matching reference numbers.	4
Normal Source of Procurement. See DRN 0721, volume 12.	
Nuclear Hardness Critical Item (NHCI). As defined in DoD-STD-100C. A hardware item at any assembly that is mission critical and could be designed, repaired, manufactured, installed or maintained for normal operation, and yet degrade system survivability in a nuclear environment if hardness were not considered.	
On Hand/Due In. See DRN 0722, volume 12.	

	Volume(s)
Operational Feasibility. The determination of whether a data system change will operate properly and be properly used once developed and implemented. 1 Operational Need Date. See DRN 0726, volume 12.	
Optical Character Recognition (Reader) (OCR). A data processing technique (device) which converts, by optical means, the characters placed on paper into a code suitable for input to a computer.	1,2,7
Organizational Entity (O.E.). An organizational element, segment, or entity for cataloging; DoDAAC, bidders, manufacturing, or nonmanufacturing activity or establishment, etc.; and attribute data ascribed in the entity for the purpose of intensifying its meaning, characteristics, responsibility, eligibility, and area(s) of authority.	1,3,4,5,6,7, 14,15
Original Federal Item Identification. An item identification which has been approved by the Defense Logistics Services Center and assigned a National Stock Number, but which has not been revised, transferred, or cancelled.	4
Originating Activity. Any participating activity which originates proposed new or revised cataloging tools and/or proposed new or revised item identifications and related data for submittal directly or indirectly to DLSC for approval. It may be a managing activity which prepares its own catalog data for submittal or may be another activity functioning as a catalog agent for the managing activity. In those cases where the originating activity is authorized to submit proposals directly to DLSC rather than through an intermediate monitoring activity (e.g., Defense Supply Center; Defense Nuclear Agency), the originating activity assumes the status also of a submitting activity.	2,4,5,6
Originating Activity Code. See DRN 4210, volume 12.	1,4,5,6,15
Output Data Request Code (ODRC). See DRN 4690, volume 12.	1,2,4,5,6
Package Sequence Number (PSN). See DRN 1070, volume 12.	1,2,4,5,7,14
Partial Descriptive Method Item Identification (PDM). A Partial Descriptive Method (PDM) of item identification is a type 4 item identification which contains one or more characteristics in addition to the item name but does not contain all characteristics required for an FDM.	2,4,14
Permanent System Control Number (PSCN). See DRN 4250, volume 12.	1,2,4,5,6,15
Physical Security/Arms, Ammunition and Explosives Security Risk/Pilferage Codes. See DRN 2863, volume 12.	15

	Volume(s)
Possible Duplicate Item-of-Supply Concepts. An item-of-supply concept expressed by an existing item identification shall be considered a possible duplicate of a concept expressed by a proposed item identification or another existing item identification when (1) there is enough similarity in descriptive data and/or (2) there is one or more common reference number(s) related to each item to indicate that the same item of production is involved, or that the one single concept is adequate or may be established to identify the item of supply. Such cases warrant reference to the managing activity(ies) for verification of descriptive and/or reference data. Reconciliation of such data normally will result in revision of one or both concepts to more clearly differentiate the items or in a proposal to cancel one of the item identifications as an actual duplicate, as invalid, or to use the other item identification (cancel-use).	4
Precious Metal Indicator Code (PMIC). A code indicating the presence of precious metals (Gold, Silver, Platinum or a combination).	8,9,10,15
Price Validation Code, Air Force (PVC). See DRN 0858, volume 12.	
Primary Inventory Control Activity (PICA). See DRN 2866, volume 12.	1,2,4,5, 6,13,14
Primary Reference Number. The number used to identify an item of production or a range of items of production by the manufacturer (individual company, firm, corporation, or Government activity) which controls the design, characteristics, and production of the item through its engineering drawings, specifications, and inspection requirements. The number is the "design control reference".	4
Priority Indicator Code (PIC). See DRN 2867, volume 12.	2,4,5,14
Production Lead Time. See DRN 0730, volume 12.	
Proposed Original Item Identification. An item identification for an item in or entering a supply system which has not yet been approved by the Defense Logistics Services Center (DLSC) as a Federal item identification assigned a National Stock Number.	2,4
Provisioning Screening Master Address Table (PSMAT). See DRN 0232, volume 12.	1,5,7
Provisioning Supply Support Request. Indicated by Card Identification Code P to show that a Supply Support Request received by the IMM from an ICP is the origin of the request when the item is in an FSC class subject to IMC.	2,6
Qualitative Value. The portion of a reply that expresses quality such as color, shape, material, condition, etc.	3
Quantitative Value. The portion of a reply which expresses a numeric value for such characteristics as dimensions, measure, magnitude, electrical rating, etc.	3
Quantity Unit Pack (QUP). See DRN 6106, volume 12.	6,15

	Volume(s)
Rail Variation Code. See DRN 4760, volume 12.	1,2,6,15
Reactivation Coding. Application of the approved IMC criteria by the ICPs to inactivated NSNs for which a IMM was the last manager, and the ICP is not currently recorded as a user.	6
Receiver Code. See DRN 2534, volume 12.	
Record Separator. The symbol used to indicate the completion of a characteristic reply or to indicate end of record.	16
<i>Reference Drawing. Reference Drawing Groups (RDG) appear in Appendix B of the Federal Item Identification Guide (FIIG). The drawings will be isometric when possible, and will be configured with dimensional requirements necessary to describe basic item features.</i>	
Reference Method of Item Identification (RM). The reference method of item identification establishes and delimits the concept of an item of supply by reference(s) to the item-identifying number(s) of one or more manufacturers denoting the item or items of production included under the concept. Thus, under the reference method the essential characteristics of the item of supply are not delineated in the item identification but are ascertainable by research of the data represented by the manufacturers item-identifying number(s).	2,4,6,14
Reference Number. A reference number is any number, other than an activity stock number, used to identify an item of production or, either by itself or in conjunction with other reference numbers, to identify an item of supply. Reference numbers include manufacturers part, drawing, model, type, source-controlling, or specification-controlling numbers and the manufacturers trade name, when the manufacturer identifies the item by trade name only; NATO Stock Numbers; specification or standard part, drawing, or type numbers. The submittal of all known reference numbers related to an item of production or an item of supply, with the applicable Reference Number Category Code, the applicable Document Availability Code, and the applicable Reference Number Variation Code, is mandatory.	2,4,5,14,15
Reference Number Action Activity Code (RNAAC). See DRN 2900, chapter 12.2.	1,4
Reference Number Category Code (RNCC). See DRN 2910, chapter 12.2.	2,4,5,6, 15
Reference Number Category Code Combination. Consists of the Reference Number Category Code (RNCC), Reference Number Variation Code (RNVC), and Document Availability Code (DAC) as expressed in volume 10, table 8.	
Reference Number Format Code (RNFC). See DRN 2920, chapter 12.2.	4,5
Reference Number Justification Code (RNJC). See DRN 2750, chapter 12.2.	1,4
Reference Number Status Code (RNSC). See DRN 2923, chapter 12.2.	

	Volume(s)
Reference Number Variation Code (RNVC). See DRN 4780, chapter 12.2.	2,4,5,15
Reference/Partial Descriptive Method Reason Code (RPDMRC). See DRN 4765, chapter 12.2.	1,2,4
Reinstated Federal Item Identification. A Federal item identification which has been cancelled but which has subsequently been reauthorized for use to identify an item of supply.	4,6
Remote Output Format Code. See DRN 0841, chapter 12.2.	16
Reparability Code - Coast Guard. See DRN 0709, chapter 12.2.	1
Reply. A reply (data item) is the answer to a specific requirement.	3,4
Reply Code. A code that represents an established reply to an approved requirement.	3,4
Reply Table. A listing of replies (data items) applicable to a requirement or group of requirements derived from a single data element. Each reply in the table is assigned a different reply code.	3,4
Report Control Symbol (RCS). Set of letters and numbers which identifies an approved report and authorizes its initiation and preparation.	2,14
Reports Generator. Designed to produce one-time listings or reports from the FLIS files.	1,5
Requirement. A definition of a required characteristic.	3,4
Requirement, Lead-In. A general requirement identifying and providing guidance for reply to a specific range of following requirements. A lead-in requirement is never assigned a MRC, nor does it ever require a reply.	3
Requirement, Major. A requirement which, in addition to requiring a reply, may necessitate replies to succeeding subordinate requirements (subrequirements) dependent upon the specific reply given to the major requirement (see definition of Requirement, Lead-In and Requirement, Subordinate).	3
Requirement, Subordinate. A requirement for which the reply is dependent on a lead-in requirement or major requirement (also termed "subrequirement").	3
Retail Manager (RM). A materiel manager or another designated activity within a Military Service/Agency having retail responsibility for an item of supply where the wholesale materiel management functions are performed by a IMM, including DNA, NSA, and TACOM.	6
Retroactive Coding. Scheduled application of the approved IMC criteria by the ICPs to item(s) in FSC classes designated as commodity oriented which were previously coded for Service retention.	6

	Volume(s)
Return Coding. A request to effect the return of an item currently coded for Integrated Materiel Management to Service management by the application of IMC criteria.	6
Routine Reclassification Action. Indicated by Card Identification Code F to show that DLSC has reclassified an item from a weapons system oriented to a commodity oriented FSC class and IMC criteria must be applied.	6
Routing Identifier Code (RIC). A group of letters or numbers assigned to indicate the geographic location of a station, a fixed headquarters of a command, activity, or unit at a geographic location, and the general location of a tape relay or tributary station to facilitate the routing of traffic over the tape relay networks.	1,2,6
Secondary Address Code (SAC). See DRN 8990, chapter 12.	1,4
Secondary Address Indicator Code (SAIC). See DRN 9485, chapter 12.	
Secondary Inventory Control Activity (SICA). See DRN 2938, chapter 12.	1,2
Service/Agency Designator Code (SADC). See DRN 4672, chapter 12.	2,4,15
Service Item Control Center (SICC). An activity which: (1) serves as a Military Service focal point for resolution of support problems for required weapons systems oriented consumable items managed by another Military Service; (2) performs such residual technical functions as configuration control, item qualitative acceptability, allowance list preparation, and maintenance of internal program support responsibility; and (3) provides assistance to the IMM, as necessary, to support requiring Service users on a timely basis.	2,6
Shelf Life Code (SLC). See DRN 2943, chapter 12.	6,15
Simplified File Maintenance (SFM). FLIS output consisting of a monthly maintenance update, a cumulative monthly basic record, and semiannual basic replacement record for activity files shall be provided for Federal Item Identification Data and Catalog Management Data. It shall be distributed in NIIN sequence to authorized subscribing activities on magnetic tapes via mail. Data furnished from two or more functional areas shall be sequenced together.	1,2
Single Quality Items. Items (such as nuclear ordnance test and handling equipment) authorized for use on or with both war-reserve and training nuclear weapons.	4
Single Submitting Activity. See DRN 9255, chapter 12.	2,4
Source Controlled Federal Item Identification. A type 1, 1B, 2, 4, or 4B Federal item identification (original, revised, transferred, or reinstated) representing one or more specific manufacturer's items of production certified by an end item manufacturer, or by a Government activity, to be the only known items suitable for the specific application.	4

	Volume(s)
Source of Supply Code (SOS). See DRN 3690, chapter 12.	4,5,6, 15
Source of Supply Modifier Code (SOSM). See DRN 2948, chapter 12.	6
Specially Designed Item. The term "specially designed item" is an abbreviation of the term specifically designed for specific use on or with specific individual types of equipment. In order to be accepted as specially designed, an item does not have to be designed specifically for use on a single piece or single model of equipment; the item may be designed for use with categories of equipment, such as all kinds of printing presses, all kinds of diesel engines.	4
Special Packaging Requirement. See DRN 0725, volume 12.	
Standard Requirement. A lengthy requirement which, because it is used repeatedly in many patterns, has been put in standardized form.	4
Standard Test Data Base (STDB). Maintained at DLSC with data input by Services/Agencies participating in the interface test program.	1
Statistical Indicator Code. See DRN 3708, volume 12.	
Submitted Package Sequence Number (SPSN). See DRN 8328, volume 12.	
Submitter Code. See DRN 2535, volume 12.	
Submitting Activity. Any participating activity which submits proposed catalog data directly to DLSC for approval. The submitting activity may be the activity which originates the catalog data or an intermediate monitoring activity (e.g., Defense Supply Center; Defense Nuclear Agency) through which the originating activity is required to submit its proposals to DLSC. 1,2,4,5,6 Submitting Activity Code. See DRN 3720, volume 12.	1,4,5,15
Supply Management Data. Item data which do not affect NSN assignment but are necessary to support logistics functions.	6
Supply Support and Cataloging Action Request. Indicated by Card Identification Code V to show that an SSR other than provisioning received by the IMM from an ICP is the origin of the request when the item is in an FSC class subject to IMC.	6
Supply Support Request (SSR). A request submitted by the activity responsible for supporting an end item being provisioned to a Integrated Materiel Manager which manages some of the support items or is a potential manager of some new support items used in the end item.	2,6
Suspense File. The portion of the process control sector (SSR) which will serve as a temporary repository of unique information of functional value to the Service/Agency for the implementation of a logistics data transaction within DLSC.	1,4,5
System Change Request (SCR). A formal request for modification of the FLIS.	1,6,15

	Volume(s)
a. Routine - an SCR requiring at least 45 calendar days for Service/Agency coordination and distribution of the system change by DLSC a minimum of 180 days prior to implementation.	
b. Expedite - an SCR requiring at least 45 calendar days for Service/Agency coordination and distribution of the system change by DLSC a minimum of 90 days prior to implementation.	
c. Emergency - an SCR required to maintain the operational status of FLIS System Control Number (SCN). See DRN 3735, volume 12.	4,6
System Support Record (SSR). The segment of the FLIS data bank containing the sum total of information (guides, program subroutines, tables, rules, controls, statistics, codes, terms) required to support or specify the content and utilization of the FLIS data base. The SSR is comprised of the following files: Organizational Entity, Item Name, FSC, FIIG/DP/Guide, Table Look-Up, Graphics, Process Control, Mass Changes to FLIS data base, Mass Data Retrieval, and Tailored Data Interrogations.	1,2,5, 6,15
Training Quality Items. Items designated for use on or with training nuclear weapons or on nuclear ordnance test and handling equipment but not authorized for use on war-reserve nuclear weapons.	4
Type of Cargo Code. See DRN 9260, volume 12.	1,2,15
Type of Financial Management Control. See DRN 0729, volume 12.	
Uniform Freight Classification Code (UFC). See DRN 3040, volume 12.	1,2,6,15
Unit of Issue (U/I). See DRN 3050, volume 12.	2,6,15
Unit of Issue Conversion Factor. See DRN 3053, volume 12.	6
Unprocessable Transaction. Transactions which did not contain the minimum essential control elements required for processing. These transactions are not queued for further processing and are not retained in the FLIS files.	1,2,4,6
Using Service Code. See DRN 0745, volume 12.	
Voluntary Standard. A product standard developed under procedures published by the Department of Commerce. Its adoption by a particular industry, company, or organization is voluntary. It is used as a standard for the procurement and production of a product.	6
War-Reserve Quality Items. Items authorized for use on or with war-reserve nuclear weapons but not designated for use on training nuclear weapons or test and handling equipment.	4
Water Commodity Code. See DRN 9275, volume 12.	1,2,15

Withdraw. The word “withdraw” in these procedures refers specifically to activity action to remove existing data from DLSC files.

Volume(s)

2,6

DATA BANK INTERROGATIONS/SEARCH
TABLE OF CONTENTS

Volume/ Chapter/ Section	Title	Page/Appendix
5.1	GENERAL	
5.1.1	Introduction	5.1-1
5.1.2	Content of Output Data	5.1-1
5.1.3	Selection of Media and Precedence of Processing	5.1-2
5.1.4	Request Submittal Letter	5.1-2
	Request for Tailored Data Products (TDPs)	5-1-A
	Request for Tailored Data Products (TDPs) Sample	5-1-B
	Output Sample	5-1-C
	Request for Tailored Data Products (TDPs) Sample	5-1-D
	Output Sample	5-1-E
	TDP Record Layout - Segment A	5-1-F
	TDP Record Layout - Segment B	5-1-G
	TDP Record Layout - Segment C	5-1-H
	TDP Record Layout - Segment E	5-1-I
	TDP Record Layout - Segment H	5-1-J
	TDP Record Layout - Segment M	5-1-K
	TDP Record Layout - Segment V	5-1-L
	TDP Record Layout - Segment K	5-1-M
5.2	SEARCH BY REFERENCE NUMBER OR NIIN	
5.2.1	Concepts	5.2-1
5.2.2	<i>Provisioning and Other Preprocurement Screening</i>	5.2-1
5.2.3	Search by Reference Number	5.2-2
5.2.4	Search by NIIN	5.2-4
5.2.5	Preparation and Submission of Search Transactions.	5.2-4
5.2.6	Outputs Generated from Requests for Data Bank Search	5.2-4
5.3	TAILORED INTERROGATION, FLIS DATA BASE	
5.3.1	General	5.3-1
5.3.2	Data Available on Interrogation	5.3-1
5.3.3	FLIS Data Base Interrogation Inputs	5.3-3
5.3.4	Outputs Generated from Requests for Data Base Interrogation	5.3-3
5.4	TAILORED INTERROGATION,SSR	
5.4.1	General	5.5-1
5.4.2	SSR Interrogation Inputs	5.5-1
5.4.3	Outputs Generated from Requests for SSR Interrogation	5.5-1

DATA BANK INTERROGATIONS/SEARCH
TABLE OF CONTENTS

Volume/ Chapter/ Section	Title	Page/Appendix
5.5	TAILORED DATA PRODUCTS (TDPs)	
5.5.1	Introduction	5.5-1
5.5.2	Authorized Submitters/Functions	5.5-1
5.5.3	Submittal Procedures	5.5-1
5.5.4	Output	5.5.2
5-5-5	Timeframes	5.5-2
5-5-6	DLSC Contact Points	5.5.2
5.6	MASS DATA RETRIEVAL, SSR	
5.6.1	Introduction	5.6-1
5.6.2	Request Submittals	5.6-1
5.6.3	Output Results for DLSC Internal DIC LTP	5.6-1
5.7	MRC SUMMARY	
5.7.1	Introduction	5.7-1
5.7.2	Request Submittals	5.7-1
5.7.3	Output Results for DLSC Internal DIC LHX MRC Summary/Detail Report Listings	5.7-1 5-7-A
5.8	FIIG FUNCTIONAL/OPERATIONAL INDEX OUTPUTS	
5.8.1	Definition, Purpose, and Use	5.8-1
5.8.2	Media, Frequency, and Content	5.8-1
5.8.3	DLSC Contact Point	5.8-2
5.9	OUTPUT FROM REPORTS GENERATOR	
5.9.1	Reports Generator Procedures	5.9-1
5.9.2	Reports Generator Output	5.9-1
5.10	EXTRACT AND EDIT CODED ITEM CHARACTERISTICS DATA BY NSN	
5.10.1	Concepts	5.10-1
5.10.2	Input Formats	5.10-1
5.10.3	Output Formats	5.10-1
5.11	ALPHABETIC INDEX	5.11-1

CHAPTER 2 SEARCH BY REFERENCE NUMBER OR NIIN

5.2.1 Concepts

a. Search by Reference Number (Document Identifier Code LSR) or Search by National Item Identification Number (NIIN) (DIC LSF) for provisioning and other preprocurement screening is available to Service activities, Government agencies, and Government contractors authorized to search the data bank.

(1) Authorization to submit LSF and LSR transactions is established through registration of the Activity Codes, Screening (Data Record Number 1077) and Destination Codes, Screening (DRN 3890) in the Provisioning Screening Master Address Table (PSMAT). (See volume 10, table 23.)

(2) These transactions are controlled by the Activity Code, Screening; Destination Code, Screening; and the Submitter Control Number (DRN 1120). Results will be output to all PSMAT addresses recorded for the Destination Code, Screening when multiple output is requested or to the first recorded address when single output is requested.

b. Search by Reference Number for Other than Provisioning and Preprocurement (DIC LSN) is available to North Atlantic Treaty Organization (NATO) and other foreign countries and to U.S. activities. Activities using this process must be authorized and recorded in volume 10, table 104. See volume 4, paragraph 4.12.2.b for instructions for NATO and other foreign countries.

(1) These transactions are controlled by the Document Control Number which consists of the Originating Activity Code, Submitting Activity Code, transaction date, and Document Control Serial Number.

(2) Results will be returned to the submitting activity only. They will be output to the address recorded for the Destination Activity Code, Output (DRN 3880) generated from the Submitting Activ-

ity Code (DRN 3720) contained in the input Document Control Number (DRN 1015).

5.2.2 Provisioning and Other Preprocurement Screening.

a. Purpose. Provisioning and other preprocurement screening is prescribed for items being recommended or selected as support items which are identifiable by reference numbers and for which NSNs are unknown, will be screened against the FLIS to ascertain whether NSNs have been previously assigned. For items which have NSNs associated with their identification, they shall be screened to validate these NSNs. Further, through reference number relationships existing in the FLIS, items may frequently be associated with similar items which may be satisfactory for use in lieu of the items being recommended for procurement. DoD components will not routinely prepare and submit provisioning screening requests to DLSC, or arrange for their preparation and submission by contractors, for items not selected by Inventory Control Points (ICP) as support items or not being recommended by the contractor as support items through the provisioning process.

b. Results. When the FLIS screening process reveals existing NSNs, normal cataloging and related item entry control operations can be eliminated or simplified. A step in this process is to screen these NSNs against asset data as reported in accordance with DoD Directive 4140.34, Department of Defense Personal Property Utilization Program. This process will reveal available assets for potential materiel utilization purposes.

c. Screening requirement. DoD components shall assure screening will be applied to all items being recommended for procurement to determine the availability of existing NSNs, logistics information, and the availability of assets in the DoD supply system.

(1) Each DoD component will assure that

its provisioning activities, prior to procurement and cataloging action:

(a) Prepare and submit provisioning screening requests directly to DLSC, or arrange for contractors to make direct submissions to DLSC of the uniform provisioning screening data in accordance with DoD 4100.38-M, the DoD Provisioning and Other Preprocurement Screening Manual. The requirement for the use of this manual and any supplementary data needed by DoD components will be cited on DD Form 1423, Contractor Data Requirements List, for inclusion in all contracts where provisioning screening data are to be prepared by contractors.

(b) Submit, or arrange for the submission of, all known reference numbers and related NSNs, if available, for each item for validation, except as noted in subparagraphs 5.2.2.e.(1) and (2).

(c) Designate the provisioning activity or other DoD activity and/or the contractor that are to receive the FLIS data revealed from the provisioning screening.

(d) Specify the time limits within which screening must be accomplished to meet provisioning time schedules.

(e) Review FLIS screening output to determine suitability of the match revealed. The match conditions specified below are defined in DoD 4100.38-M. If the NSN match reflects an Actual or Exact match, the NSN may be used for the item of supply submitted. If the kind of match indicated is either a Probable, Possible or Partial match condition a thorough review of the NSNs output will be required prior to selection of the NSN for the item of supply submitted. Whenever none of the NSNs are acceptable for use, the provisioning activity will justify the need for a new NSN by assigning a justification code to the items. The justification code will be included in the

request for the assignment of a new NSN, or when preparing a Provisioning Supply Support Request (SSR) in accordance with DoD 4140.26-M, Defense Integrated Materiel Management Manual for Consumable Items.

5.2.3 Search by Reference Number

a. Three types of screening concepts (P, S, and F) are available under the LSR and LSN reference number searches (see volume 10, table 33). Under LSR, a maximum of twenty-five reference numbers may be input under a single Submitter Control Number. Under LSN, a maximum of twenty-five reference numbers may be input under a single Document Control Number. All reference numbers submitted under the single control number must represent the same item of supply or production, and each must be item identifying.

b. Reference numbers may be submitted in-the-clear (Reference Number Format Code 1) (see volume 2, chapter 2.9 for instructions and the required conversion of unacceptable symbols and characters) or "unknown" (RNFC 3) (see volume 10, table 1). If a reference number exceeds thirty-two (32) positions, do not submit for Defense Logistics Services Center (DLSC) screening.

c. Type of Screening Code P.

(1) Submission consists of the reference number, its Commercial and Government Entity Codes (CAGE), and its Reference Number Category Code (RNCC) and Reference Number Variation Code (RNVC). All reference numbers submitted under a single Submitter Control Number (DIC LSR) or Document Control Number (DIC LSN) must represent the same item of supply or production.

(2) The reference numbers must be identified by RNCC 1, 2, 3, 5, or 7 as indicated in volume 10, table 6 and RNVC 2 as indicated in table 7. RNCCs and RNVCs must be submitted only in the acceptable combinations depicted in table 31.

(3) Code P type screening will compare the

submitted reference number(s), CAGE Code(s) RNCC(s), and RNVC(s) with existing data recorded in the FLIS data base. Volume 10, tables 32 and 33 will determine the match conditions defined below:

(a) Actual Match: Input matches only one National Stock Number/Permanent System Control Number (NSN/PSCN) in the FLIS data base under the FLIS RNCC/RNVC validation criteria. No probable matches can exist. No possible matches encountered will be output.

(b) Probable Match: Input matches more than one NSN/PSCN in the FLIS data base under the RNCC/RNVC validation criteria. No possible matches encountered will be output.

(c) Possible Match: Input does not match an NSN/PSCN under either an actual or probable match condition, but matches by reference number and CAGE Code which do not meet RNCC and RNVC criteria.

d. Type of Screening Code S.

(1) Submission consists of the reference number and its CAGE Code. The RNCC and RNVC will not be submitted for the reference number under this type of screening. All reference numbers submitted under a single Submitter Control Number (DIC LSR) or Document Control Number (DIC LSN) must represent the same item of supply or production.

(2) Code S type of screening will compare the submitted reference numbers and CAGE Code(s) with existing data recorded in the FLIS data base. Volume 10, table 33 will be used to determine match conditions as below:

(a) Exact Match: Input CAGE Code(s) and reference number(s) match exactly to CAGE Code(s) and reference number(s) of a single NSN/PSCN recorded in the FLIS data base. If an exact match condition exists, no partial matches encountered will be output.

(b) Partial Match: Input CAGE Code(s) and reference numbers matched to one or more NSNs/PSCNs in the FLIS data base which have more or fewer reference numbers than those submitted. Partial matches will be output only when an exact match is not encountered.

e. Type of Screening Code F.

(1) Submission consists of the reference number and its CAGE Code. The RNCC and RNVC will not be submitted under this type of screening. All reference numbers submitted under a single Submitter Control Number (DIC LSR) or Document Control Number (DIC LSN) must represent the same item of supply or production.

(2) Code F type screening will use the process described in paragraph 5.2.2.d to determine match conditions. Output will consist of a complete file extraction of FLIS data base data for all exact and partial match conditions encountered.

f. Association Code Matches. Matches made through the association code tying together CAGE Codes within corporate complexes will be considered as possible matches under P type screening and as partial matches under S or F type screening. These matches will be identified as association matches. Association matches will not be applicable when matches are made through the submitted CAGE Code.

g. Output Limitations.

(1) Output of FLIS data base data will be limited to a maximum of 20 matches per reference number. All NSNs beyond 20 applicable to a reference number will be output on segment L records (following the 20th output NSN package). No file data will be output for the additional segment L records. If additional data is required for a specific application, use interrogation DIC LTI in accordance with chapter 5.3.

(2) Output of references applicable to the

matching items will be limited to 25 reference numbers per NSN. If more than 25 reference numbers are recorded against an NSN, the 26th segment C output record will have a numeric 9 in all pertinent data element fields, including one 9 in the first position of the reference number field. If all reference numbers are required for a specific application, use interrogation DIC LTI to obtain them.

h. Selection of Output Contents. For search processing (excluding NATO and other foreign government, reference number screening, and DAASO submittals) reference number screening output will be as requested by the submitter through the Output Data Request Code. ODRCs for this purpose will be those specified in volume 10, table 30.

i. NATO and other foreign countries will screen/search by reference number using DIC LSN. (See volume 4, paragraph 4.12.2.b and volume 8, chapter 8.1.)

j. Replacement of Cancelled CAGE Code. In all reference number screening processes, when the submitted CAGE Code has been cancelled and replaced, it will be indicated as cancelled/replaced on output. The screening process will continue, using the replacement CAGE Code.

k. Returned Error Conditions. Search submittals which are in error will not be held in suspense. The entire transaction will be corrected upon receipt of notification and resubmitted.

5.2.4 Search by NIIN (excluding PSCN) is extended to provisioning and preprocurement phases in order to validate the NIIN and extract data from the FLIS data base. Output of data will be as designated by the requesting activity through the Output Data Request Code (see volume 10, table 30). Interrogations by NIIN, or by PSCN, will be submitted through the tailored data interrogation process using DIC LTI in accordance with chapter 5.3.

5.2.5 Preparation and Submission of Search Transactions

a. Search by Reference Number (with CAGE Code or NSCM Code) - DIC LSR. The fixed format for DIC LSR is constructed of one FLIS segment 2. The variable format is constructed of a FLIS input header and segment 2. (See volume 8, chapter 8.1 or volume 9, chapter 9.1 for the applicable DRNs and instructions for developing the input transaction.)

b. Search by Reference Number for Other than Provisioning and Preprocurement - DIC LSN.

(1) NATO and other foreign country search by reference number with CAGE Code will be limited to fixed format DIC LSN only in accordance with volume 4, paragraph 4.12.2.b. (See volume 8, chapter 8.1 for the applicable DRNs and instructions for developing the input transaction.)

(2) U.S. activities may also submit DIC LSN in variable format in accordance with applicable DRNs and instructions in volume 9, chapter 9.1.

c. Search by National Item Identification Number (NIIN) - DIC LSF. The fixed format for DIC LSF is constructed of one FLIS segment 3. The variable format for DIC LSF is constructed of a FLIS input header and segment 3. (See volume 8, chapter 8.1 or volume 9, chapter 9.1 for the applicable DRNs and instructions for developing the input transaction.)

5.2.6 Outputs Generated from Requests for Data Bank Search

a. If an activity recorded in the Provisioning Screening Master Address Table is designated to receive screening results electronically and the results exceed 39,840 characters, a notification will be forwarded by DIC KEC. It will inform the activity that the results did exceed the Electronic Data Transfer limitation and that they will be forwarded by mail under the same Submitter or Document

Control Number. (See volume 8, chapter 8.2 or volume 9, chapter 9.2 for the DRNs, format, and explanations of output DIC KEC.)

b. Output as a Result of DICs LSR and LSN, Search by Reference Number.

(1) Notification of Unprocessable Package (LSN only). If the input transaction is unprocessable, a notification will be returned under output DIC KRU. Such conditions occur when the data is inserted into the input format in the wrong positions or sequence, or by the use of an erroneous DIC. Only the output notification will be returned. If submitted electronically, the notification will be returned to the wire routing identifier. The responsible activity will review its original input data, correct and resubmit. (See volume 8, chapter 8.2 or volume 9, chapter 9.2 for the applicable DRNs, format, and explanation for DIC KRU.)

(2) Error Condition(s). When errors occur in the input transaction, only a Notification of Return (DIC KRE) designating the conditions will be output to the receivers address(es) applicable to the Screening Destination Code or Submitting Activity Code. The responsible activity will make corrections and resubmit. (See volume 8, chapter 8.2 or volume 9, chapter 9.2 for the applicable DRNs, format, and explanations for DIC KRE.)

(3) No-Match Results. If no match is made on the submitted reference number(s), the output will include the following:

(a) Card (fixed) format will include an output header using DIC KSR, Screening Results. The input reference number(s) will be returned to all applicable receiver addresses in the PSMAT using DIC KNR, Negative Reply. (See volume 8, chapter 8.2 for DRNs, format, and explanations.) Card 2 of KNR will be output for NATO and other foreign countries only for input DICs LSA and LSB, and is not applicable on output for DIC LSR.

(b) Wire (variable) format will include an

output header using DIC KSR, and the input reference number(s) will be returned using DIC KNR. (See volume 9, chapter 9.2 for the DRNs, format, and explanations.)

(c) If the submitted CAGE Code has been cancelled and replaced by another CAGE Code, the input will automatically be changed to reflect the replacing CAGE Code. The screening results are based on the replacement CAGE Code. A FLIS segment 1 indicating the submitted and changed CAGE Code values will be included with the fixed or variable DIC KNR output. (See volume 8, chapter 8.2 or volume 9, chapter 9.2 for the DRNs, format, and explanations for segment 1 in DIC KNR.)

(4) Match Results. A match(es) made on the submitted reference number(s) will be output to the receivers address(es) as designated by the input transaction. The output package will consist of the following:

(a) Card (fixed) format will include an output header using DIC KSR, and the input reference number(s) that matched will be returned with DIC KMR, Matching Reference. The matching item(s) will be output using KMA, KME, KMG, KMH, KMN, KMP, or KMQ depending on the screening requested (type P, S, or F). DIC KMR will precede the KMA, KME, KMG, KMH, KMP, or KMQ. If the same submitted reference number matched multiple items, the KMR will be repeated preceding each item output. (For the applicable DRNs, format, and explanations of the output DICs, see volume 8, chapter 8.2) Card 2 of KMR will be output for NATO and other foreign countries only for input DIC LSA and LSB, and is not applicable on output for DIC LSR.

(b) Wire (variable) format will include the same output DICs as indicated for the fixed format. (See volume 9, chapter 9.2 for the applicable DRNs, format, and explanation of DICs KSR, KMR, KMA, KME, KMG, KMH, KMN, KMP, and KMQ.)

(c) Replacement of CAGE Code Notification. If the submitted CAGE Code has been cancelled and replaced with another CAGE Code, the input will be changed to reflect the replacing CAGE Code. The screening results are based on the replacement CAGE Code. A FLIS segment 1 indicating the submitted and changed CAGE Code values will be included with the fixed or variable DIC KMR output. (See volume 8, chapter 8.2 or volume 9, chapter 9.2 for the DRNs, format, and explanations for segment 1 in DIC KMR.)

(d) Security Classification Match. If the submitted reference number(s) match items recorded in DLSC files as security classified, the package will include output header DIC KSR, and the submitted reference number(s) will be returned using DIC KMS. The responsible activity will determine if the correct CAGE Code and reference number(s) were submitted. If not, correct and resubmit to DLSC. If correct and information is required, the activity should submit directly to the item manager. (See volume 8, chapter 8.2 or volume 9, chapter 9.2 for the DRNs, format, and explanation for DICs KSR and KMS.) If the submitted CAGE Code was cancelled and replaced, a segment 1 will be output with the KMS. (See paragraph 5.2.5.b.(4)(c).)

c. Output as a Result of DIC LSF Search by NIIN.

(1) When errors occur in the input transaction, only a Notification of Return (DIC KRE) designating the conditions will be output to the receivers address(es) applicable to the Screening Destination Code. The submitter will review the original input data, make corrections and resubmit. (See volume 8, chapter 8.2 or volume 9, chapter 9.2 for the DRNs, format, and explanations for DIC KRE.) Submittal of a NIIN that has never been assigned will also be returned using output DIC KRE with return code FN.

(2) Interrogated/Search Data Not Available (DIC KTN). When a NIIN submitted for search is

valid but the requested FLIS data base file data is not available, this notification will be output to all applicable data receivers. This will occur in this process only when Major Organizational Entity (MOE) Rule data, segment B, has been requested for a NIIN that has a NIIN/PSCN Status Code of 6 (inactive because of no users). (See volume 8, chapter 8.2 or volume 9, chapter 9.2 for the applicable DRNs, format, and explanation for DIC KTN.)

(3) Security Classified/Cancelled NIIN. If a NIIN submitted for search is cancelled, a NIIN/PSCN Status/Index will be output to applicable data receivers using DIC KFS. If the cancelled NIIN has NIIN/PSCN Status Codes 3, 5, or 7 (cancelled/replaced, cancelled/use or cancelled/duplicate, respectively), the replacement NIIN(s) will be output under DIC KFE. File data (segments) will be output as requested by the submitted ODRC. (See volume 8, chapter 8.2 or volume 9, chapter 9.2 for the applicable DRNs, format, and explanations for DICs KFS and KFE.)

(4) Valid NIIN Search Results. When a NIIN submitted for search is valid and requested FLIS data base data is available, the requested data will be output to all applicable receivers using DIC KIS. (See volume 8, chapter 8.2 or volume 9, chapter 9.2 for the applicable DRNs, format, and explanations.)

d. Standardization Relationship Preferred Item Data. When the submitted NIIN (LSF) or the matched NSN (LSR, LSN) is Item Standardization Coded 3 or E (non-standard), data will be output for the Replacement NSN with ISC 1 or B (standard). Output will use a segment L to identify the Replacement NSN and will consist of file data as requested (Output Data Request Code) in the submitted transaction. Data will be output under DIC KMT and will be in addition to data for the submitted or matched NSN. (See volume 8, chapter 8.2 or volume 9, chapter 9.2 for the applicable DRNs, format, and explanations for DIC KMT.)

e. DLSC Contact Point.

(1) Contact by Mail. Comments, suggestions,
and inquiries should be addressed to:

Commander
Defense Logistics Services Center
ATTN: DLSC-V
Battle Creek, Michigan 49017-3084

(2) Contact by Telephone:

DSN: 932-4661
FTS: 552-4464
Commercial: 616-961-4661

CHAPTER 7
MRC SUMMARY

5.7.1 Introduction. Master Requirement Code Summary/Detail Report (Document Identifier Code LHX) is used to extract a summary or detail output of characteristics from item descriptions in the FLIS data base. The summary report gives a count of requested conditions in the characteristics file. The detail report gives a listing of conditions with the National Stock Numbers (NSNs) of the items for which the conditions occur. All MRC Summary/Detail Reports relate to requested conditions within a FIIG. (See volume 10, table 28, part 2, for the *ODRC DRNs* and the applicable key data elements.)

5.7.2 Request Submittals. This transaction will be input by the Defense Logistics Services Center program manager based on data furnished through the form letter of appendix 5-1-A. See section 5.1.4 for form letter instructions.

5.7.3 Output Results for DLSC Internal DIC LHX

a. Examples of MRC Summary/Detail Report listings are displayed in appendix 5-7-A. They contain encoded characteristics data. The listings will be on part paper (1-6) as requested in the submitted form letter. Output of a MRC detail may also be in activity sequence, or list out only one activity's items in MRC detail format.

b. If the input transaction is unprocessable or contains errors, it will be returned to the DLSC program manager. The program manager will resolve the conditions and resubmit the transaction. If necessary, the program manager will request aid for resolution from the contact point referenced in the input form letter.

CHAPTER 8 FIIG FUNCTIONAL/OPERATION INDEX OUTPUTS

5.8.1 Definition, Purpose, and Use

a. The Functional/Operational (*F/O*) Index provides elements of item logistics data required by the functions/operations in conducting assigned missions.

b. The *F/O* Index is an interrogation process whereby an activity may extract selected descriptive characteristics applicable to a specified function or operation by *INC*. The characteristics will be extracted from the FLIS data bank as designated by appendix D of the *FIIG* for the *INC*. (See volume 10, table 34, note 14 for selection of the appropriate *ODRC DRN*.)

5.8.2 Media, Frequency, and Content

a. Replies to *F/O* Index interrogations will be output by communication transmission. Output will be on an as-required basis. (See section 5.1.4 and appendix 5-1-A for request submittal instructions.)

b. Column Header Data. Since an introduction is not included with the *F/O* Index, data elements are provided. Data elements contained within the header of the *F/O* Index output are as follows:

(1) Assigned National Stock Number - A thirteen-digit number consisting of a four-digit Federal Supply Class (FSC) and nine-digit National Item Identification Number (NIIN). The NSN serves to identify a particular item of supply within the Federal Catalog System.

(2) Originating Activity Code - A code which identifies an activity authorized to input data directly or indirectly to the Defense Logistics Services Center.

(3) Submitting Activity Code - Any participating activity which submits proposed data directly to DLSC for approval.

(4) Date, Transaction - The year and Julian day an activity generates a transaction to the FLIS data

bank or to another activity.

(5) Document Control Serial Number - A number assigned to each transaction for control purposes.

(6) Type of Item Identification Code - A description code which indicates the type of Federal Item Identification.

(7) Document Identifier Code - Identifies a transaction and its intended usage.

(8) *FIIG* Criticality Code - A code which indicates when an item is technically critical by reason of tolerance, fit restrictions, or other characteristics affecting identification of the item.

(9) Item Name Code - A significant five-digit number assigned to each approved item name. Names other than approved item names are assigned *INC 77777*.

c. Item Text Data. Data elements contained within the text of the *F/O* Index output are as follows:

(1) Item Name - A name used to identify an item, or a name used as a reference to aid in the identification of an item, as may be required for various logistical functions.

(2) Narrative Characteristics Output - A data field which includes the clear text narrative display output for the various logistics functions/operations requirements. The field will include abbreviated requirement statements and replies.

d. Supplementary Data. The following data elements will follow the clear text narrative:

(1) Function/Operation Titles - The clear text title of the function/operation to which the item applies.

5.8.3 DLSC Contact Point

a. Contacts by Mail. Comments, suggestions, and inquiries should be addressed to:

Commander
Defense Logistics Services Center
ATTN: DLSC-V
Battle Creek, MI 49017-3084

b. Contacts by Telephone:

DSN: 932-4663

Commercial: 616-961-4663

CHAPTER 11
ALPHABETIC INDEX

TITLE	PAGE	NARRATIVE	OTHER REFERENCES
ACTIVITY CODE SCREENING	5.2-1	5.2.1.a	
ASSETS AVAILABILITY CODE, SEARCH	5.3-2	5.3.2.c	
ASSOCIATION CODE MATCHES	5.2-3	5.2.3.f	
CANCELLED CAGE CODE, SEARCH	5.2-4, 5.2-5, 5.2-6	5.2.3.j, 5.2.6.b.(3)(c),(4)(c)	
CANCELLED ITEM	5.1-1	5.1.1.c	
Search by NIIN	5.2-6	5.2.6.c.(3)	
Tailored Interrogation	5.3-3	5.3.4.a.(4)	
CHARACTERISTICS			
Classified Output	5.3-4	5.3.4.b.(2)	
Decode Errors During Output	5.3-2	5.3.2.f.(1)	
Extract and Edit Segment V	5.10-1	5.10	vols 8/9/11, DICs LVE, KVE
Functional/Operational Index	5.8-1	5.8	
Master Requirement Code Summary	5.7-1	5.7	5-7-A
Tailored Item Interrogation	5.3-2	5.3.2.f, g	
DESTINATION CODES, SCREENING	5.2-1	5.2.1.a	vol 10, table 23
DOCUMENT CONTROL NUMBER	5.1-3, 5.2-1	5.1.4.c(9), 5.2.1.b	
Input Limitation, Search	5.2-2	5.2.3.a	
DOCUMENT IDENTIFIER CODE			5-1-A
LHX MRC SUMMARY/ DETAIL (Mass Data Retrieval) (DLSC only)	5.1-2 5.7-1	5.1.3.c, 5.7	
LSF Search by National Item Identification Number	5.2-1, 5.2-3, 5.2-4, 5.2-6	5.2.1.a, 5.2.4, 5.2.5.c, 5.2.6.c, d	vol 10, table 23 vols 8/9/11
LSN Search by Number for other Than Provisioning and Preprocurement	5.2-1, 5.2-2, 5.2-5, 5.2-6	5.2.1.b, 5.2.3, 5.2.5.b, 5.2.6.b, d	vols 8/9/11
LSR Search by Reference Number	5.2-1, 5.2-2, 5.2-4, 5.2-5, 5.2-6	5.2.1.a, 5.2.3, 5.2.5.a, 5.2.6.b, d	volume 10, table 23
LTI Interrogate by NIIN or PSCN	5.1-2, 5.2-4, 5.3-1	5.1.3.a, 5.2.4, 5.3.2.b	vols 8/9/11
LTM Mass Retrieval, FLIS data base (DLSC only)	5.1-2	5.1.3.b	

CH 4
DoD 4100.39-M
Volume 5

TITLE	PAGE	NARRATIVE	OTHER REFERENCES
LTP Mass Data Retrieval, SSR (DLSC only)	5.1-2, 5.6-1	5.1.3.c, 5.6	
LTR Interrogation, Master Error Suspense Data (DLSC Internal DIC)	5.1-2	5.1.3.c	
LTT SSR Tailored Interrogation (DLSC only)	5.1-2, 5.4-1	5.1.3.c, 5.4.3	
LVE Extract and Edit Coded Item Characteristics Data by NSN Output	5.10-1	5.10	vols 8/9/11
KEC Output Exceeds AUTODIN Limitations	5.2-4	5.2.6.a	vols 8/9
KFE FLIS data base File Data for Replacement of a Cancelled NSN /PSCN, Related Generic NSN, or Reference Number Screening Results	5.3-3	5.3.4.a.(4)(a)	vols 8/9
KFS NIIN/PSCN Status/Index	5.2-6, 5.3-3	5.2.6.c.(3), 5.3.4.a.(4)	vols 8/9
KIR Interrogation Results	5.3-4	5.3.4.b.(1)	vols 8/9
KIS Search Results of National Item Identification Number Screening	5.2-6	5.2.6.c.(4)	vols 8/9
KMA Association Code Match, Screening	5.2-5	5.2.6.b.(4)	vols 8/9
KME Exact Match, Screening	5.2-5	5.2.6.b.(4)	vols 8/9
KMG Possible Match, Screening	5.2-5	5.2.6.b.(4)	vols 8/9
KMH Actual Match, Screening	5.2-5	5.2.6.b.(4)	vols 8/9
KMN Matched Stock Number Assigned by Another NATO Country (Screening)	5.2-5	5.2.6.b.(4)	vol 8/9
KMP Partial Match, Screening	5.2-5	5.2.6.b.(4)	vols 8/9
KMQ Probable Match, Screening	5.2-5	5.2.6.b.(4)	vols 8/9
KMR Matching Reference Number, Screening	5.2-5	5.2.6.b.(4)	
KMS Reference Number Submitted in Screening Matched to a Security Classified Item	5.2-5	5.2.6.b.(4)(d)	vols 8/9
KMT Standardization Relationship Preferred Item Data	5.2-6	5.2.6.d	vols 8/9
KNR Negative Reply, Screening	5.2-5	5.2.6.b.(3)	vols 8/9

TITLE	PAGE	NARRATIVE	OTHER REFERENCES
KRE Notification of Returns, Submitter	5.2-5, 5.2-6, 5.3-3	5.2.6.b.(2), 5.2.6.c.(1), 5.3.4.a.(2)	vols 8/9
KRU Notification of Unprocessable Package (Submitter)	5.2-5 5.3.3	5.2.6.b.(1), 5.3.4.a.(1)	vols 8/9
KSR Screening Results (FLIS data base)	5.2-5	5.2.6.b.(3), (4)	vols 8/9
KTN Interrogated Data Not Available	5.2-6, 5.3-3	5.2.6.c.(2), 5.3.4.a.(3)	vols 8/9
KTS Interrogation Results Minus Security Classified Characteristics Data	5.3-4	5.3.4.b.(2)	vols 8/9
KVE Results of Coded Item Characteristics Data Extract and Edit by NSN	5.10-1	5.10.3	vols 8/9
EFFECTIVE DATE, NEW OUTPUT DATA REQUEST CODE	5.1-1	5.1.2.b.(2)	
EFFECTIVE DATED DATA Item Interrogation	5.3-1, 5.3-2	5.3.1.b, 5.3.2.b.(3), h	
EXTRACT AND EDIT CODED ITEM CHARACTERISTICS DATA BY NSN	5.10-1	5.10	vols 8/9, DICs LVE, KVE
FIIG FUNCTIONAL/OPERATIONAL INDEX OUTPUTS	5.8-1	5.8	
Contents	5.8-1	5.8.2.b, c, d	vol 10, table 34
DLSC Contact Point	5.8-2	5.8.3	
Replies to Interrogation	5.8-1	5.8.2.a	
FOLLOW-UP	5.1-1	5.1.1.d	
FORM LETTERS			
Data Request	5.1-2	5.1.4	5-1-A
FORMS			
Functional/Operational Index Output	5.8-1	5.8.2.a	
FUNCTIONAL/OPERATIONAL INDEX-See FIIG Functional/ Operational Index Outputs	5.8-1	5.8	

CH 4
DoD 4100.39-M
Volume 5

TITLE	PAGE	NARRATIVE	OTHER REFERENCES
INTERROGATION OUTPUT DATA REQUEST CODES	5.3-1	5.3.1.a	vol 10, table 34
INTERROGATION, TAILORED (SSR)			
Authorized Submitters	5.4-1	5.4.1.a	vol 10, table 104
Definition	5.4-1	5.4.1	
Inputs			
Tailored Interrogations	5.1-2, 5.4-1	5.1.4, 5.4.3	5-1-A
Results from DLSC Internal DIC LTT	5.4-1	5.4.3	
Transmittal to DLSC	5.4-1	5.4.2	
INTERROGATION, TAILORED (FLIS data base)			
Authorized Submitters	5.3-1	5.3.1.c	vol 10, table 104
Data Available	5.3-1	5.3.1, 5.3.2	vol 10, tables 34, 35
Definition	5.3-1	5.3.1.a	
DLSC Contact Point	5.3-4	5.3.4.c	
Functional/Operational Index	5.8-1	5.8.1.a	
Futures Data	5.3-1, 5.3-2	5.3.1.b, 5.3.2.b.(3), h	
Inputs	5.3-3	5.3.3.a	vols 8/9/11, DIC LTI
Limitations	5.3-1	5.3.1.a.(2), (3) 5.3.1.d, 5.4.2.a	vol 10, table 26
Master Error Suspense File	5.1-2, 5.3-3	5.1.3.c, 5.3.3.b	
Output Data Request Codes	5.3-1	5.3.1.a	vol 10, tables 34, 35
Output as a Result of Input DIC LTI			
Cancelled/Replaced NIIN	5.3-3	5.3.4.a.(4)(a)	vols 8/9, DIC KFE
Cancelled/Security Classified NIIN/PSCN	5.3-3	5.3.4.a.(4)	vols 8/9, DIC KFS
Classified Data Excluded	5.3-3	5.3.4.b.(2)	vols 8/9, DIC KTS
Error Conditions	5.3-3	5.3.4.a.(2)	vols 8/9, DIC KRE
Requested Data	5.3-3	5.3.4.b.(1)	vols 8/9, DIC KIR
Requested Data Not Available	5.3-3	5.3.4.a.(3)	vols 8/9, DIC KTN
Unprocessable Package	5.3-2	5.3.4.a.(1)	vols 8/9, DIC KRU
Remote Terminal Access			vol 9, DICs LRL, LWI, vol 16
Transmittal to DLSC	5.3-2	5.3.3.a	
MASS DATA RETRIEVAL (SSR)			
Data Available	5.6-1	5.6.1	vol 10, table 28
Justification for Request	5.6-1	5.6.1	

TITLE	PAGE	NARRATIVE	OTHER REFERENCES
Request Submittals (Form Letter)	5.1-2, 5.6-1	5.1.4, 5.6.2	5-1-A
Results from DLSC Internal DIC LTP	5.6-1	5.6.3	vol 10, table 10
MASTER REQUIREMENT CODE (MRC) See MRC Summary or Search by Characteristics			
MATCHED STOCK NUMBER ASSIGNED BY ANOTHER DIC KMN	5.2-5, 5.7-1	5.2.6.b.(4), 5.7.3.a	vols 8/9, vol 10, table 10
MODE/MEDIA CODE FOR OUTPUT NATO SEARCH - See Search by Reference Number	5.1-3	5.1.4.c.(6), (7)	vol 10, table 10
MRC SUMMARY			
Detail Report Listings	5.7-1	5.7.1	vol 10, table 28
Output Results	5.7-1	5.7.3	5-7-A
Request Submittals	5.1-2	5.1.4	5-1-A
NIIN SEARCH - See Search by NIIN			
NIIN STATUS, REFLECTED IN OUTPUT	5.1-1	5.1.1.c	
ODRC (Output Data Request Codes)	5.1-1	5.1.2	vol 10, tables 28, 30, 34, 35
OUTPUT DATA			
Media	5.1-2	5.1.3	
Request Codes (Current/Proposed) Resulting from DLSC Internal	5.1-1	5.1.2	
DIC LHX	5.1-2, 5.7-1	5.1.3.c, 5.7.3	
DIC LTM	5.1-2	5.1.3.b	
DIC LTP	5.1-2, 5.6-1	5.1.3.c, 5.6.3	
DIC LTT	5.1-2, 5.4-1	5.1.3.c, 5.4.3	
Resulting from Input			
DIC LSF	5.2-6	5.2.6.c	
DIC LSN	5.2-5	5.2.6.b	
DIC LSR	5.2-5	5.2.6.b	
DIC LTI	5.3-3, 5.3-4	5.3.4.a, b	
DIC LVE	5.10-1	5.10.2	
PREFERRED ITEM STANDARDIZATION DATA	5.2-6	5.2.6.d	vols 8/9, DIC KMT
PRIORITY OF PROCESSING	5.1-2	5.1.3.d	vol 10, table 24

CH 4
DoD 4100.39-M
Volume 5

TITLE	PAGE	NARRATIVE	OTHER REFERENCES
PROVISIONING AND OTHER PREPROCUREMENT SCREENING	5.2-1	5.2	vol 10, table 23
Search by Reference Number/NIIN	5.2-1	5.2.1.a.(1)	
REMOTE TERMINAL SEARCH/ INTERROGATION			vol 9, DICs LRC, LRF, LRI, LRR, LWC, LWF, LWI, LWN, LWR, vol 16
REQUEST SUBMITTAL FORM LETTER	5.1-2	5.1.4	5-1-A
REPORTS GENERATOR	5.1-1, 5.9-1	5.1.1.e, 5.9	vol 1, sec 1.3.13
Output	5.9-1	5.9.2	
Request for Use	5.9-1	5.9.1	
DIC LTP	5.1-2, 5.6-1	5.1.3.c, 5.6.3	
SCREENING - See applicable search concept			
SEARCH BY NATO - See Search by Reference Number			
SEARCH BY NIIN			
Authorized Submitters	5.2-1	5.2.1.a	
DLSC Contact Point	5.2-6	5.2.6.e	
Inputs	5.2-4	5.2.5.c	vols 8/9, DIC LSF
Limitations, Submittal	5.1-1, 5.2-4	5.1.1.b, 5.2.4	
Output Data Request Codes	5.2-4	5.2.4	vol 10, table 30
Output Results Addresses	5.2-1	5.2.1.a.(2)	
Output as a Result of Input DIC LSF			
Error Condition	5.2-6	5.2.6.c.(1)	vols 8/9, DIC KRE
Requested File Data Not Available	5.2-6	5.2.6.c.(2)	vols 8/9, DIC KTN
Security Classified/Cancelled NIIN	5.2-6	5.2.6.c.(3)	vols 8/9, DICs KFE, KFS
Valid NIIN	5.2-6	5.2.6.c.(4)	vols 8/9, DIC KIS
Preparation/Submission of Transactions	5.2-4	5.2.5.c	
Remote Terminal Access			vol 9, DICs LRF, LWF, vol 16
SEARCH BY REFERENCE NUMBER			
Assets Availability Code	5.3-2	5.3.2.c	
Association Code Matches	5.2-3	5.2.3.f	
Authorized Submitters	5.2-1	5.2.1.a, b	

TITLE	PAGE	NARRATIVE	OTHER REFERENCES
Defense Automatic Addressing System	5.2-4	5.2.3.k	vol 10, tables 41, 75, 76
Destination Activity Code	5.2-1	5.2.1.b(2)	
DLSC Contact Point Input	5.2-6	5.2.6.e	
Search by Reference Number	5.2-1	5.2.1.a	vols 8/9/11, DIC LSR
Search by Reference Number for Other than Provisioning and Preprocurement	5.2-1	5.2.1.b	vols 8/9/11, DIC LSN
NATO/OTHER Foreign Countries	5.2-1	5.2.1.b	vol 10, table 104
	5.2-4	5.2.3.i	vols 8/11, DIC LSN
Output Contents - Selection	5.2-4	5.2.3.h	
Output Limitations	5.2-3	5.2.3.g	
Output Results Addresses	5.2-1	5.2.1	
Output Results to NATO	5.2-1	5.2.1	vol 4, sect 4.12.2
Outputs as a Results of DICs LSN, LSR			
Error Conditions	5.2-5	5.2.6.b.(2)	vols 8/9, DIC KRE
Matched Stock Number Assigned by Another NATO Country (Screening)	5.2-5	5.2.6.b.(4)	vols 8/9, DIC KMN
Match Result	5.2-5	5.2.6.b.(4)	vols 8/9, DICs KSR, KMR, KMA, KME, KMG, KMH, KMP, KMQ
No-Match Results	5.2-5	5.2.6.b.(3)	vols 8/9, KSR, KNR
Replacement of CAGE Notification	5.2-6	5.2.6.b.(4)(c)	vols 8/9, DICs KSR, KMR
Security Classification Match	5.2-6	5.2.6.b.(4)(d)	vols 8/9, DIC KSR, KMS
Unprocessable Package	5.2-5	5.2.6.b.(1)	vols 8/9, DIC KRU
Preparation/Submission of Transactions	5.2-4	5.2.5	
Remote Terminal Access			vol 9, DICs LRR, LWN, LWR, vol 16
Replacement of Cancelled CAGE Code	5.2-4	5.2.3.j	
Returned Error Conditions	5.2-4	5.2.3.k	
Screening Codes, Types P, S, F	5.2-2, 5.2-3	5.2.3. a, c, d, e	vol 10, table 33
SECURITY CLASSIFIED NIIN	5.1-1	5.1.1.c	

CH 4
DoD 4100.39-M
Volume 5

TITLE	PAGE	NARRATIVE	OTHER REFERENCES
Classified Characteristics Only	5.3-4	5.3.4.b.(2)	
Interrogation by NIIN	5.3-3	5.3.4.a.(4)	
Search by NIIN	5.2-6	5.2.6.c.(3)	
Search by Reference Number	5.2-6	5.2.6.b.(4)(d)	
SEGMENT V DATA, EXTRACT AND EDIT	5.10-1	5.10	vols 8/9/11, DICs LVE, KVE
STANDARDIZATION PREFERRED ITEM DATA	5.2-6	5.2.6.d	vols 8/9, DIC KMT
STATISTICS (Reports Generator Output)	5.9-1	5.9.2	
SUBMITTER CONTROL NUMBER	5.2-1	5.2.1.a.(2)	
SUSPENSE FILE, INTERROGATION OF	5.1-2, 5.3-3	5.1.3.c, 5.3.3.b	
TAILORED DATA PRODUCTS	5.5-1	5.6	
Authorized submitters	5.5-1	5.5.2	
Output	5.5	5.5.4	5-1-C, 5-1-E
Submittal procedures	5.5-1	5.5.3	5-1-A
TDP record layouts			5-1-F THRU 5-1-M

VOLUME	TITLE
1	General and Administrative Information
2	Multiple Application Procedures
3	Development and Maintenance of Item Logistics Data Tools
4	Item Identification
5	Data Bank Interrogations/Search
6	Supply Management
7	Establish/Maintenance of Organizational Entity (OE) and Provisioning Screening Master AddressTable
8	Document Identifier Code (DIC) Input/Output (I/O) Formats (Fixed Length)
9	Document Identifier Code (DIC) Input/Output (I/O) Formats (Variable Length)
10	Multiple Application References/Instructions/Tables and Grids
11	Edit/Validation Criteria
12	Data Element Dictionary and Glossary of Terms/Acronyms
13	Materiel Management Decision Rule Tables
14	Reports
15	Publications
16	Logistics Remote Users Network
17	Reserved
18	Automated Mailing Labels System (AMLS)

Above volumes are available as a complete set or on an individual basis.



DEFENSE LOGISTICS AGENCY
 DEFENSE LOGISTICS SERVICES CENTER
 74 WASHINGTON AVE N
 BATTLE CREEK, MI 49017-3084

DoD 4100.39-M
 Volume 5

DLSC-VPH

1 April 1995

FOREWORD

This is one of the volumes (see backside of cover for listing) which comprise the FLIS Procedures Manual. It is published under the authority of Department of Defense Directive 4100.39, Federal Logistics Information System (FLIS), and provides technical and administrative information for the use of several general and special purpose data extraction features that make item and system data available in various formats.

A Table of Contents and Alphabetic Index for the Total Manual are contained in volume 1.

All interface actions between the Defense Logistics Services Center (DLSC) and the Military Services/Agencies will be submitted in accordance with the procedures contained in volume 1, chapter 1.4.

Changes to this volume will be provided through FLIS Advance Change Notices (ACNs) and/or quarterly numbered changes in accordance with volume 1, section 1.1.4.

This volume is prepared and maintained by the Defense Logistics Services Center, Federal Center, Battle Creek, Michigan 49017-3084. Responsible program manager directorates for all narrative are listed in the Table of Contents for the Total Manual in volume 1; program manager directorates for tables are listed in volume 10, section 10.3.1. When a point of contact cannot be determined, technical questions may be directed to the DLSC Customer Service Office in accordance with volume 1, chapter 1.6, or administrative comments and inquiries may be directed to DLSC-VPH. Service/Agency distribution is handled through established channels; Defense Logistics Agency publication supply officers may direct inquiries concerning requirements for and/or receipt of volumes and changes to DLSC-VPH.

This volume was prepared on an improved DLSC composing system. During the next several months, all narrative portions of the manual will be converted to the format reflected herein. Content changes appearing on these pages are entered in *bold-face italic type*. Marginal asterisks will continue to be used to indicate changes on those pages not prepared on the new equipment. Use of this process is expected to reduce costs and improve responsiveness. Comments or questions may be directed to DLSC-VPH.

This document supersedes Volume 5, DoD 4100.39-M, 1 January 1994, and changes 1 and 2.


<input checked="" type="checkbox"/>
<input type="checkbox"/>
<input type="checkbox"/>

Availability Codes	
Dist	Avail and/or Special
A-1	

This revision reflects no significant deletions. Under the new composing system, deletions will be mentioned in the quarterly change sheet or indicated by italic type in the remaining context, if possible.

This volume has been reviewed for readability and reflects appropriate improvements. The tailored glossary contains entries for volumes 1, 2, 3, 4, 5, 6, 7, 14 and 15; references to other volumes will be added later.

BY ORDER OF THE DIRECTOR



LAURENCE E. SIMPSON
Colonel, USMC
Commander
Defense Logistics Services Center

DISTRIBUTION: Defense Logistics Agency: 41, 12

Army: To be distributed in accordance with Special Distribution List.

Navy: To be distributed in accordance with Special Distribution List maintained at NPFC.

Stocked:

Commanding Officer
Naval Publications and Forms Center
5801 Tabor Avenue
Philadelphia, PA 19120

Air Force: Distribution "X"

GLOSSARY
PART 1-ACRONYMS

		Volume(s)			Volume(s)
AAC	Acquisition Advice Code	6,14,15	AR	Army Regulation	2,6,13
ACN	Advance Change Notice, FLIS	1,2	ARC	Accounting Requirements Code	15
ADC	Air Dimension Code	15	ASCII	American National Standard Code for Information Interchange	2
ADP	Automatic Data Processing	1,3,4,7	ASD	Assistant Secretary of Defense	
ADPEC	Automatic Data Processing Equipment Identification Code	6, 15	ASPR	Armed Services Procurement Regulation	7
ADPP	Automatic Data Processing Point	15	AUTOVON	Automatic Voice Network	1,2,3, 4,5,15
ADPS	Automatic Data Processing System	1	CAC	Civil Agency Catalog	15
AEDA	Ammunition, Explosive, and Other Dangerous Articles	10	CAGE	Commercial and Government Entity Code	1,2,4,5, 6,7,14,15
AFFC	Air Force Fund Code		CAO	Contract Administration Office	1,15
AFLC	Air Force Logistics Command	6,13	CB	Change Bulletin	15
AFM	Air Force Manual	6,13	CCAL	Certified Contractor Access List	15
AIN	Approved Item Name	3,4,6	CDA	Catalog Data Activity	6
AINRP	Approved Item Name Reclassification Program	6	CIC	Card Identification Code, Item Management Coding	4,6,14 2 2
AMC	Acquisition Method Code	6,14		Content Indicator Code	
AMSC	Acquisition Method Suffix Code	6,14		Continuation Indicator Code	
ANSI	American National Standards Institute, Inc.	2,3,7	CIT	Consumable Item Transfer	6
APSN	Association Package Sequence Number		CIMM	Commodity Integrated Materiel Manager	1,2,5,6, 13,14
AQL	Acceptable Quality Level	2,14	CMD	Catalog Management Data	1,2,4,5, 6,7,14,15

		Volume(s)			Volume(s)
COM-RI	Communications Routing Identifier	2,6	DISC	Defense Industrial Supply Center	2,14
CSS	Cataloging Statistical Series	2,14	DLA	Defense Logistics Agency	1,2,4,5,6,13,14,15
DA	Description Available	15	DLAH	Defense Logistics Agency Handbook	
DAAS	Defense Automatic Addressing System	1,2,6	DLAR	Defense Logistics Agency Regulation	6,13
DAASO	Defense Automatic Addressing System Office	1,2,4,5,6,14	DLSC	Defense Logistics Services Center	All
DAC	Document Availability Code	4	DM	Descriptive Method (Item Identification)	2,14
DCN	Document Control Number	1,4	DNA	Defense Nuclear Agency	2,4,6,13,14
DCSC	Defense Construction Supply Center	2,14	DNACA	Defense Nuclear Agency Cataloging Activity	4
DCSN	Document Control Serial Number	6	DoD	Department of Defense	All
DD Form	Department of Defense Form	1,2,3,4,5,7,15	DoDAAC	Department of Defense Activity Address Code	
DEMIL	Demilitarization	4,15	DoDAAD	Department of Defense Activity Address Dictionary	
DESC	Defense Electronics Supply Center	2,14	DoDAC	Department of Defense Ammunition Code	3
DFSC	Defense Fuel Supply Center	2,14	DoDD	Department of Defense Directive	1
DGSC	Defense General Supply Center	2,14	DoDI	Department of Defense Instruction	6,14
DHCO	Departmental Headquarters Catalog Office	2,14	DOE	Department of Energy	2,4
DIA	Defense Intelligence Agency	13	DPSC	Defense Personnel Support Center	2,13,14
DIC	Document Identifier Code	1,2,4,6,7,13,14,15	DRIS	Defense Retail Interservice Support	
DIPEC	Defense Industrial Plant Equipment Center	1,2,6,7,13			

		Volume(s)			Volume(s)
DRMS	Defense Reutilization and Marketing Service	1,15	FLIS	Federal Logistics Information System	All
DRN	Data Record Number	1,2,4,5,6,7,13	FLIS DATA BASE	Federal Logistics Information System Data Base	
DSC	Defense Supply Center	1,2,4,6	FMS	Foreign Military Sales	2,13
DSOR	Depot Source of Repair	6	FMSN	File Maintenance Sequence Number	2,4,6
EAM	Electronic Accounting Machine	1,2,4,6,7,13	FMSO	Fleet Material Support Office	6,13
ED	Effective Date	2,6,13	FRD	Formerly Restricted Data	4
ELCD	Extra Long Characteristic Description	2,3,4	FSC	Federal Supply Classification	1,2,3,4,5,6,13,14,15
ELRN	Extra Long Reference Number	2,3,4	FSG	Federal Supply Group	1,5,6,13,14,15
EOJ	End of Job		GIM	Gaining Inventory Manager	2,6
EOT	End of Transmission	2	GIMM	Gaining Inventory Materiel Manager	2,6
ERRC	Expendability, Recoverability-Reparability Code		GIRDER	Government/Industry Reference Data Edit and Review	4
ESDC	Electrostatic Discharge Codes	8,9,10,15	GSA	General Services Administration	1,2,3,4,6,7,13,14
FAA	Federal Aviation Administration	1,2,4,6,13	HMC	Hazardous Materiel Code	15
FC	Foreign Countries	2,4,6	HMIC	Hazardous Material Indicator Code	8,9,10,15
FD	Functional Description	1	I&S	Interchangeability and Substitutability	1,5,6,14
FDM	Full Descriptive Method (Item Identification)	2	ICP	Inventory Control Point	6,13,14
FG	Foreign Government	4	II	Item Identification	1,2,3,4,5,6,13
FII	Federal Item Identification	2,4,6			
FIIG	Federal Item Identification Guide	1,2,3,4,5,7,14,15			
FIND	Federal Item Name Directory	4,15			

		Volume(s)			Volume(s)
IIM	Item Intelligence Maintenance	2	LCL	Less Than Carload Rating Code	15
ILDT	Item Logistics Data Transmittal	4	LIM	Losing Inventory Manager	6
IMC	Item Management Coding	1,2,6,13,14	LMF	Language Media Format	2
IMCA	Item Management Classification Activity	2,6 13,14	LOA	Level of Authority	2,6,13,14
	Item Management Coding Activity		LR	Logistics Reassignment	4,6
IMM	Integrated Materiel Manager	1,2,4,6, 13,14	LS	Lead Service	6
			LTL	Less Than Truckload Rating Code	15
IMMC	Integrated Materiel Management Committee	6	MAC	Maintenance Action Code	6
IMSS	Item Management Statistical Series	6,14	MADS	Message Accountability Distribution System	1,2,4,5,6,7
INC	Item Name Code	1,3,4, 5,6,14,15	MC	Marine Corps	1,2
			MCC	Materiel Category Code Materiel Condition Code	
IOS	International Organization for Standardization	6	MCLB	Marine Corps Logistics Base	13
			MCO	Marine Corps Order	13
IRRC	Issue, Repair and/or Requisitioning Restriction Code		MCSA	Marine Corps Supply Activity	
ISAC	Identified Secondary Address Coding		MEC	(Marine Corps) Management Echelon Code	13,15
ISC	Item Standardization Code	4,5,6,15	MFR	Manufacturer	4
JAIEG	Joint Atomic Information Exchange Group	4	MIL-RI	Military Routing Identifier	6
JAN	Joint Army-Navy	2	MILSCAP	Military Standard Contract Administration Procedure	1,7,15
JANAP	Joint Army-Navy-Air Force Publication	2,7	MILSPEC	Military Specification	3

		Volume(s)			Volume(s)
MILSTAAD	Military Standard Activity Address Directory		NADEX	NATO Data Exchange	1
			NAIN	Non-Approved Item Name	
MILSTAMP	Military Standard Transportation and Movement Procedure	6	NATO	North Atlantic Treaty Organization	1,2,4,5,6,7,13,15
MILSTD	Military Standard	2,3,4,7	NCB	National Codification Bureau	2,4
MILSTICCS	Military Standard Item Characteristics Code Structures	3,15	NDUP	Non-Duplicate	4
			NHCI	Nuclear Hardness Critical Item	2,4
MILSTRAP	Military Standard Transaction Reporting and Accounting Procedure	15	NIDS	Nuclear Integrated Data System	4
			NIIN	National Item Identification Number	All
MILSTRIP	Military Standard Requisitioning and Issue Procedure	6	NIMSC	Nonconsumable Item Material Support Code	2,6
MIM	Military Inventory Manager	14	NMFC	National Motor Freight Classification (Code)	1,2,6,15
MM	Materiel Manager		NOCA	Nuclear Ordnance Cataloging Activity	2,4
MMAC	Materiel Management Aggregation Code-AF	1,13	NOCO	Nuclear Ordnance Cataloging Office	2,4
MMC	Materiel Management Category Code-DoD (Commodity)	13	NSA	National Security Agency	1,2,4,6,13,14
MOE	Major Organizational Entity	1,2,3,4,5,6,13,14	NSCM	NATO Supply Code for Manufacturers	1,4,5,7,15
MOWASP	Mechanization of Warehousing and Shipment Processing	6	NSN	National Stock Number	1,2,3,4,
			OCR	Optical Character Recognition (Reader)	1,2,7
MRC	Master Requirement Code	1,3,4,5,15	ODRC	Output Data Request Code	1,2,4,5,6
MRM	Military Retail Manager	14	OE	Organizational Entity	1,4,5,7,15
MTMC	Military Traffic Management Command	1,2,4,6,15			

		Volume(s)			Volume(s)
PDM	Partial Descriptive Method (Item Identification)	2,4	RNSC	Reference Number Status Code	4
PIC	Priority Indicator Code	1,2,4,5,14	RNVC	Reference Number Variation Code	5,6,15
PICA	Primary Inventory Control Activity	1,2,4,5,6,13,14	ROFC	Remote Output Format Code	16
PMIC	Precious Metals Indicator Code	6,15	RPDMRC	Reference/Partial Descriptive Method Reason Code	1,2,4
PORM	Plus or Minus	2,3	S/A	Military Service/Civil Agency	2,13,14
PSCN	Permanent System Control Number	1,2,4,5,6,15	SAC	Secondary Address Code	3,4
PSMAT	Provisioning Screening Master Address Table	1,5,7	SADC	Service/Agency Designator Code	2,4,15
PSN	Package Sequence Number	1,2,4,5,7	SAIC	Secondary Address Indicator Code	
PSOS	Pseudo Source of Supply	6	SAN	System Advisory Notice (FLIS)	1
Q/R	Query Response, AUTODIN		SCN	System Control Number	1,4
QUP	Quantity Unit Pack	2,6,15	SCR	System Change Request (FLIS)	1,6,15
RCS	Reports Control Symbol	2,14	SFM	Simplified File Maintenance	1,2
RD	Restricted Data	4	SIC	Statistical Indicator Code	
RIC	Routing Identifier Code	1,2,6	SICA	Secondary Inventory Control Activity	1,2,5,6,13,14
RM	Reference Method (Item Identification) Retail Manager	2,4,14 6	SICC	Service Item Control Center	2,6,13,14
RNAAC	Reference Number Action Activity Code	1,2,4	SIN	Submittal Identification Number	
RNCC	Reference Number Category Code	2,4,5,6,15	SLC	Shelf Life Code	2,6,15
RNFC	Reference Number Format Code	4,5	SMIC	Special Material Identification Code	15
RNJC	Reference Number Justification Code	1,4			

		Volume(s)
SMR	System Management Release, FLIS	1
SNOCA	Service Nuclear Ordnance Cataloging Activity	4
SoS	Source of Supply Code	1,2,4,6, 4,15
SoSM	Source of Supply Modifier Code	
SPSN	Submitted Package Sequence Number	
SR	Standard Requirement	4
SSR	Supply Support Request System Support Record	1,2,6,13 1,2,5,6, 7,13,14,15
STDB	Standard Test Data Base	1
STIR	Sequential Total Item Record	2,6
TACOM	U.S. Army Tank Automotive Command	2,6,13,14
TIC	Terminal Identifier Code Volume(s)	
TSN	Terminal Serial Number	
UFC	Uniform Freight Classification (Code)	1,6,15
U/I	Unit of Issue	2,6,15
U/M	Unit of Measure	
U/P	Unit Price	15
USCG	United States Coast Guard	1,2,6
WIMM	Weapons Integrated Materiel Manager	2,4,5,6, 13,14

GLOSSARY
PART II - TERMS

	Volume(s)
Acceptable Quality Level (AQL). The maximum percent defective that, for purposes of sampling inspection, can be considered satisfactory.	2,4,14
Accounting Requirements Code (ARC). See DRN 2665, volume 12.	15
Acquisition Advice Code (AAC). See DRN 2507, volume 12.	2,6,15
Acquisition Method Code (AMC). See DRN 2871, volume 12.	6,14
Acquisition Method Suffix Code (AMSC). See DRN 2876, volume 12.	6,14
Activity Code. A two-character code assigned by DLSC, upon request, for use in the Federal Catalog System to identify an activity for cataloging, standardization, or other management purposes.	2,4,5,6
Adopt Coding. Application of the approved IMC criteria by an ICP to items of supply currently managed by a IMM, wherein the ICP or another activity within the same Service is not currently recorded as a user in the FLIS data base and desires to add user interest and obtain supply support from the appropriate IMM.	6
Advance Change Notice - See FLIS	
Advance Change Notice Air Commodity/Special Handling Code. See DRN 9215, volume 12.	1,2,15
Air Dimension Code (ADC). See DRN 9220, volume 12.	1,2,15
Air Force Fund Code. See DRN 2695, chapter 12.2.	
American National Standard Code for Information Interchange (ASCII). The bit configuration standard subset requirement for FLIS and all Government computer systems.	2
Applicability Key. The code used to reference the applicability of a requirement to an item name in a FIIG.	
Approved Item Name (AIN). The name which is selected (approved by the Directorate of Item Identification, DLSC, as the Official designation for an item of supply), and delimited where necessary, to establish a basic concept of the item of supply to which the item belongs and with which it should be compared. It may be a basic name, or a basic name followed by those modifiers necessary to differentiate between item concepts having the same basic name. Approved item names, basic names, and colloquial names are published in Cataloging Handbook H6. When two or more names are applicable to an item, the name which is most commonly used by the Government and industry shall be selected as the item name. The other name(s) shall be cross-indexed to the selected name.	4,6,15

	Volume(s)
Approved Item Name Reclassification Program (AINRP). A DoD-directed program designed to (1) identify item names (by five-digit code) which represent large quantities of consumable items originally classified in FSC classes for the next higher assemblies; (2) take action to reclassify such items from the next higher assembly FSC to the "home" FSC class; and, (3) apply IMC procedures to items migrating from weapons system oriented to commodity oriented FSC classes.	6
Association Code. A code number assigned by DLSC, for internal use, to a corporate complex which has two or more divisions, branches, subsidiaries, etc., each of which has been assigned a different Commercial and Government Entity Code (CAGE). This code number is used by DLSC in screening operations for determining duplication and possible duplication when the reference number is the same but the CAGE Code is different.	1,4,5,14
Association Package Sequence Number (APSN). See DRN 8252, volume 12.	
Authorized Item Identification Collaborator Code. See DRN 2533, chapter 12.	2,6
Automatic Data Processing Equipment Code (ADPEC). See DRN 0801, volume 12.	8,9,10,15
Cancelled Federal Item Identification. A Federal item identification which is no longer authorized for use to identify an item of supply.	2,4,6
Card Identification Code, Item Management Coding. See DRN 0099, volume 12.	1,2,6
Catalog Management Data (CMD). The total range of information compiled and published in Management Data Lists including requisitioning, stock, and financial management and other management control data; and including various referenced relationships to other items, documents, or materiel management conditions.	1,2,4,5,6,15
Cataloging Handbook H2. A handbook containing Federal Supply Classification data in various sequence. This part consists of the structure of the Federal Supply Classification showing all groups and classes in the four-digit FSC code numbering system. Where appropriate, the main inclusions and exclusions which delimit the coverage of a particular class are shown.	4,15
Cataloging Handbook H6. Federal Item Name Directory for Supply Cataloging.	4,15
Cataloging Statistical Series (CSS). A series of informational type documents which provide statistical data in support of the Federal Cataloging Program.	2,14
Category A Single Submitter. Where management responsibility includes all items of supply in a given FSC class, the IMM is the sole submitter of cataloging actions related to items of supply in the applicable class. This includes proposals for new or revised cataloging tools; new, reinstatement, or revised item identifications; and new or changed data related to existing item identifications such as add, delete, or change MOE Rule data, changes in item status codes, add or delete references, etc.	2,4

	Volume(s)
Category B Single Submitter. Where management and cataloging responsibility is established on a by item basis within a given FSC class, the IMM is the sole submitter of proposed catalog data changes against existing item identifications representing items of supply under the management cognizance of that activity. This includes add, delete, or change MOE Rule data; changes in item status codes; add or delete references, etc.; but excludes original and reinstatement item identifications and proposed new or revised cataloging tools.	2
Central Catalog File. See FLIS Data Bank.	2,4
Change Bulletin. Publications issued following a basic edition for updating purposes. The data content is cumulative. Change bulletin is synonymous with the terms "advance notice" and "supplement".	15
Change Coding. The method of changing data elements previously furnished as a result of IMC. Excluded are changes from Service management to Integrated Materiel Management or vice versa. Such latter changes shall be accomplished under initial, maintenance, retroactive, or return coding as appropriate.	6
Change Indicator. See DRN 0122, volume 12.	
Characteristics Reply. The total reply to a FIIG requirement in MILSTICCS format. It consists of the primary address code and may consist of a secondary indicator code, along with a secondary address code (if applicable), or it may consist of a double dollar symbol (\$\$) to identify the AND condition or a single dollar symbol (\$) to identify the OR condition. These symbols will be used to chain materials and the like which do not govern other requirements. Also included is the mode code and the item characteristics (either clear text or coded or a combination of the two as specified in the FIIG) followed by the record separator symbol.	3,4
CIMM Assignment on a By-Item Basis. For items of supply classified in those FSC classes included in the CIMM assignment but the management assignment for each individual item of supply is determined on a by-item management coding basis.	1,2,6
Codification Project Code. A two-character alphabetic code assigned by the Defense Logistics Services Center (DLSC) to identify catalog data related to a codification project for NATO or other foreign countries.	4
Collaborating Activity. An activity designated by a Military Service or participating agency to review proposed item logistics changes.	2,4
Collaborator Code. See DRN 2533, volume 12.	2,13

Commercial and Government Entity Code (CAGE). Any reference number entered into the Federal Catalog System will have a CAGE Code assigned to it prior to entering the central catalog file. The CAGE Code is a five character data element assigned to establishments which are manufacturers or have design control of items of supply procured by the Federal Government. The first and last position of a CAGE Code will be numeric. Under certain conditions revision actions shall be initiated by DLSC: When a CAGE Code is cancelled and replaced by a code assigned to a single manufacturer; or when DLSC cannot determine, without collaboration, which items formerly manufactured by a defunct organization are now manufactured by the acquiring organization(s).

Where the applicable CAGE Code cannot be determined under the conditions cited above, recorded cataloging activities shall initiate appropriate action to update the central catalog file. DLSC will not cancel a CAGE Code until all numbers of that manufacturer have been withdrawn.

Commodity Integrated Materiel Manager (CIMM). The activity/agency designated to exercise integrated materiel management for a commodity oriented Federal Supply Classification group/class, commodity, or item on a DoD and/or Civil Agency basis.

1,2,5,6,
13,14

Commodity Materiel Management Category Code - DoD. See DRN 2611, volume 12.

Compiler. A term used to denote the activity responsible for the preparation and maintenance of a catalog.

Concept Change. A concept change is determined to exist when the identification characteristics expressed by the proposed revision of a Federal item identification differ in content from those expressed by the Federal item identification, and both item identifications represent possible items of supply.

4

Condition Codes. A condition code is assigned to Approved Item Names to indicate whether the name may be classified in single or multiple FSC(s) as follows:

Code 1 - The AIN may be classified in only one specific FSC.

Code 2 - The AIN may be classified in two or more specific classes of the FSC structure.

Code 3 - The AIN may be classified in any logical class of the FSC structure.

Consumable Item Transfer (CIT). A special project transferring consumable items now managed by military services to DLA or GSA.

	Volume(s)
Content Indicator Code. The Content Indicator Code (CIC) consists of four alphabetic characters which appear in positions 5 through 8 of an Automatic Digital Network (AUTODIN) message header and End of Transmission (EOT). It is designed primarily for use by the receiving communications terminal as an aid in determining distribution of data messages. All catalog data being transmitted requires a CIC.	2
Continuation Indicator Code (CIC). See DRN 8555, volume 12.	1,4
Contract Administration Office Code (CAO). See DRN 8870, volume 12.	1,15
Controlled Inventory Item Code (CIIC). See DRN 2863, Volume 12.	15
Conversion. The transformation of a value to an equal or equivalent value in a different term or scale.	3
Coordinating Activity. An activity having the responsibility for inter-Service/Agency coordination.	
Criticality Code. See DRN 3843, volume 12.	1,4,5,15
Data Chain. A name given to the use of two or more logically related data elements. For example, the data chain Document Control Number (DRN 1015) is composed of data elements: Originating Activity Code (DRN 4210), Submitting Activity Code (DRN 3720), Date Transaction (DRN 2310), and Document Control Serial Number (DRN 1000).	4,5
Data Changes. All transfers between the descriptive method and the reference method; all reference number changes, item status code changes, withdraw or add owner actions, and cancellations regardless of type of item identification; and item (or part) name and FSC changes for type 2 item identifications.	2,4,6
Data Code. A number, letter, character, symbol, or any combination thereof used to represent a data item. For example, the data codes JV, KX, and XB represent the data items: Strategic Systems Project Office; Defense Personnel Support Center; and Field Command, Defense Nuclear Agency, respectively, under the data element: Submitting Activity Code (DRN 3720).	1
Data Element. A grouping of informational units which has a unique meaning and sub-units (data items) of distinct value. Examples of data elements in FLIS are State/ U.S. Possession Abbreviation (DRN 0186), Submitting Activity Code (DRN 3720), and DoD Activity Address Code (DRN 3755).	1,4,5,6,7,15
Data Element Dictionary (DED). An authoritative reference containing the definition and related 1 features of data elements, data chains, and data use identifiers. See volume 12.	1
Data Element Terminator Code. See DRN 8268, volume 12.	1,4

	Volume(s)
Data Exchange. The submittal of data, not requiring collaboration, through the single submitter to the Defense Logistics Services Center (DLSC).	2
Data Item. A sub-unit of descriptive information or values classified under a data element. For example, the data element Submitting Activity Code (DRN 3720) contains data items such as U.S. Army Electronics Command, Naval Training Device Center, and San Antonio Air Logistics Center.	
Data Range Criteria. Information providing the means (manual or mechanical) for determining item equivalency and substitutability relationships for each item characteristic.	3
Data Record Number (DRN). See DRN 0950, volume 12.	1,2,4,5, 6,7,15
Defense Retail Interservice Support (DRIS) Program. A program designed to use inter-Service transfers of material and logistics services to achieve the greatest possible effectiveness and economy in the operations of DoD activities.	
Deletion Reason Code. See DRN 4540, volume 12.	6,14
Demilitarization. The act of destroying the military offensive or defensive advantages inherent in certain types of equipment or materiel. The term comprehends mutilation, dumping at sea, scrapping, melting, burning, or alteration designed to prevent the further use of equipment and materiel for its originally intended military or lethal purpose.	4,15
Department of Defense Activity Address Code (DoDAAC). See DRNs 0395 and 6550, volume 12.	
Department of Defense Activity Address Directory (DoDAAD). The file of all Department of Defense customers clear-text addresses, address codes, and billing codes for use in preparation of bills to customers.	
Department of Defense Ammunition Code (DoDAC). See DRN 3767, volume 12.	3,15
Depot Source of Repair (DSOR). An organic or contract activity designated as the source to provide depot maintenance of equipment. Only each Service's Maintenance Interservice Support Management Office (MISMO) assigns DSOR codes through the PICA Service Cataloging function.	6
Design Control Reference. The primary number used to identify an item of production, or a range of items of production, by the manufacturer (individual company, firm, corporation, or Government activity) which controls the design, characteristics, and production of the item by means of its engineering drawings, specifications, and inspection requirements.	2,4
Document Availability Code (DAC). See DRN 2640, volume 12.	

	Volume(s)
FLIS Advance Change Notice. A notification, to users of DoD 4100.39-M, of changes that must be implemented in the period between quarterly publication of changes and revisions.	1
FLIS Data Bank. A totally integrated logistics information repository, including graphics, necessary to support the various logistics functions. The central data bank is organized in two segments, the FLIS data base segment and the System Support Record segment.	1,2,3,4, 5,6,15
Federal Supply Classification (FSC). Permits the classification of all items of personal property used by participating activities. Groups and classes have been established for the universe of commodities with emphasis on the items known to be in the supply systems of participating activities. This classification system with its present structure of groups and classes represents those groupings and relationships which are based on current, as well as anticipated, management needs. The Federal Supply Classification structure is modified, as the needs of management change, by the addition of newly developed groups and classes, the subdivision of existing classes, and the revision of definitions of classes. The uniform Federal Supply Classification is governed by daily management requirements and provides uniform management categories throughout military activities and Civil Agency organizations, functions, operations, and supply pipelines. It permits greater uniformity within and between Military Services and Civil Agencies in the operations of reporting, accounting, financial management, inventory control, and budgeting.	1,2,3,4, 5,6,13, 14,15
Federal Supply Classification Group 11, Nuclear Ordnance. A Federal Supply Classification group which includes those nuclear ordnance items which are not specifically commodity classified elsewhere.	4
Federal Supply Group (FSG). See DRNs 3994 and 3996, volume 12.	1,5,6, 13,14,15
File Maintenance Sequence Number (FMSN). See DRN 1515, volume 12.	4,6
Financial Inventory Accounting (FIA). Establishment and maintenance of inventory accounts in monetary terms and the rendition of reports thereon. Covers materiel in storage, in process, on hand, in transit, and on consignment.	
Foreign Countries (FC). (Changed from: Friendly Foreign Governments). A non-NATO nation participating in the Federal Cataloging Program through an agreement which provides for the furnishing of Federal catalog data and cataloging services by the United States on a reimbursable basis.	1,2,4,5, 6,7,15
Freight Classification. The division of articles into groups according to physical characteristics for the purpose of transportation.	1,2,4,5, 6,15

	Volume(s)
Full Descriptive Method of Item Identification. The descriptive method of item identification establishes and delimits the concept of an item of supply by the delineation of the essential characteristics of the item which give the item its unique character and serve to differentiate it from every other item of supply. It may contain other characteristic data not used in the assignment of an NSN as specified in section III of the specific FIIG. The Full Descriptive Method (FDM) technique of item identification is a type 1 item identification which contains all essential characteristics of an item and differentiates it from every other item of supply.	2,4,14
Functional Description (FD). The FLIS FD provides:	1,8,9
a. The system requirements to be satisfied which will serve as a basis for mutual understanding between the user and the developer.	
b. Information on performance requirements, preliminary design, and user impacts including fixed and continuing costs.	
c. A basis for the development of systems tests.	
Functional Manager, DoD/Federal. See DoD/Federal Functional Manager.	
Functional/Operational Index (F/O). An index in grid form designed to assist the user in relating the item identification characteristics with the various logistic functions for data output products.	3,5,15
Gaining Inventory Manager (GIM). The inventory manager responsible for assuming wholesale materiel management functions. 2,6 Guide Number, Federal Item Identification Guide (FIIG). See DRN 4065, volume 12.	2,4
Hazardous Materiel Code (HMC). See DRN 2720, volume 12.	1,6,15
Hazardous Material Indicator Code. A code instructing the user on the type of hazardous material(s) used.	8,9,10,15
Immediate Response. The time elapsed from the point at which DLSC receives the last character of input data until DLSC transmits the first character of output data will not exceed one minute.	16
Industrial Plant Equipment (IPE). IPE is that part of DoD-owned plant equipment with an acquisition cost of \$10000 or more; used for the purpose of cutting, abrading, grinding, shaping, forming, joining, testing, measuring, heating, treating, or otherwise altering the physical, electrical, or chemical properties of materials, components, or end items entailed in manufacturing, maintenance, supply, processing, assembly, or research and development operations. IPE is further identified by noun name in joint DoD Handbooks, DLAH 4215 series.	

	Volume(s)
Initial Coding. Application of the established IMC criteria by the ICPs to all National Stock Numbered items existing in FSC classes newly designated as commodity oriented.	6
Initiating Activity. An activity assigned the responsibility for the development, coordination, reconciliation, and submittal to DLSC of a completed FIIG and follow-up maintenance.	3
Integrated Materiel Manager (IMM). See DRN 9090, volume 12.	1,2,4, 6,13
Interchangeability and Substitutability (I&S). Conditions which permit the exchange of one item for another without affecting design or performance beyond acceptable limits.	1,5,6,14
Inventory Account Code - Coast Guard. See DRN 0708, volume 12.	1
Inventory Control Point (ICP). An organizational unit within the supply system of a Military Service/Defense Logistics Agency which is assigned the primary responsibility for the management of a group of items, either within a particular Military Service or for the DoD as a whole. Responsibilities include computation of quantitative requirements; the authority to require procurement, repair materiel, or initiate disposal; development of world-wide quantitative and monetary inventory data; and the positioning and repositioning of materiel.	6,13,14
Item Characteristics. Physical, performance, and other item-related logistics data required to describe, differentiate, and manage items of supply.	3,4
Item Identification (II). A collection and compilation of data to describe an item. The minimum data to develop an item identification are a combination of the item name, CAGE, manufacturers' identifying part/reference number, Reference Number Category Code (RNCC), and Reference Number Variation Code (RNVC). The maximum data required are the item name, all of the physical and performance characteristics data prescribed by a specific FIIG, and the manufacturers' identifying part/reference number. It may also include additional related reference numbers.	1,2,3,4, 5,6,13, 14,15
Item Intelligence. The sum total of data for a given item.	4
Item Intelligence Maintenance (IIM). A function in FLIS which provides for the processing of adjustments/revisions to established item identifications and characteristics in the FLIS data base.	
Item Logistics Data Transmittal (ILD T). The medium used for formatting data required to be transmitted to the data bank. 4 Item Management Classification Activity (IMCA). See DRN 4075, volume 12.	2,6

	Volume(s)
Item Management Coding (IMC). The process of determining whether items of supply in FSC classes assigned for integrated materiel management qualify for management by the individual Military Services or other DoD components. Coding is accomplished in accordance with established IMC criteria contained in DoD 4140.26-M, volume I, Defense Integrated Materiel Management for Commodity Oriented Consumable Items.	1,2,6,
Item Management Coding Activity (IMCA). See DRN 2748, volume 12.	2,6
Item Management Statistical Series (IMSS). A series of informational type documents providing statistical data in support of the Federal Catalog System.	6
Item Name. See DRNs 5010 and 5020, volume 12.	1,4,5, 6,15
Item Name Code (INC). See DRN 4080, volume 12.	1,4,5, 6,15
Item of Production. Consists of those pieces or objects grouped within a manufacturer's identifying number and conforming to the same engineering drawings, specifications, and inspection.	4
Item of Supply. An item of supply may be a single item of production or two or more items of production that are functionally interchangeable or that may be substituted for the same purpose and that are comparable in terms of use. It is more meticulous (a selection of closer tolerance, specific characteristics, finer quality) than the normal item of production, or may be a modification (accomplished by the user or at request of the user) of a normal item of production.	2,4,5, 6,15
Item Standardization Code (ISC). See DRN 2650, volume 12.	1,4,5, 6,15
Key Data Element(s). Data element(s) submitted to obtain the desired interrogation/search output as specified by the Output Data Request Code.	5
Language Media Format (LMF). A code used for AUTODIN transmission to the FLIS data bank. The code indicates source media and preferred output media.	2
Less Than Carload Rating Code (LCL). See DRN 2760, volume 12.	1,2,15
Less Than Truckload Rating Code (LTL). See DRN 2770, volume 12.	1,2,15
List. One of the types of catalogs within a series of publications (e.g., Identification List).	4,15
Losing Inventory Manager (LIM). The inventory manager responsible for relinquishing wholesale materiel management functions.	2,6

	Volume(s)
MADS Data Transmission Message Control. A procedure that may be used by interested recorded MADS users to identify and verify receipt of FLIS data transmitted over MADS for a fixed time period. See volume 8, DIC KWA.	2
Maintenance Action Code (MAC). See DRN 0137, volume 12.	6
Maintenance Coding. Application of the approved IMC criteria by the ICPs to all new or existing National Stock Numbered items which enter FSC classes subject to IMC after initial IMC has been accomplished.	6
Major Organizational Entity (MOE). The principal subdivision of Government organization under which component organizational entities are identified (e.g., Army, Navy, Air Force, Marine Corps, DLA, GSA, etc.).	1,2,3,4, 5,6,13, 14,15
Management Cognizance. The duties and responsibilities of a DSC, a Military Service activity, other DoD activity(ies), FAA, or GSA for management of an item of supply to the extent indicated by the MOE Rule.	2,6
Manufacturer (Mfr). A manufacturer may be an individual, company, firm, corporation, or Government activity that controls the design and production of an item, or produces an item from crude or fabricated materials or components, with or without modification, into more complex items.	4,7
Mass Change Processing. Mass change processing falls into two categories. Pre-programmed mass change is initiated by an SSR transaction which triggers or permits subsequent multiple actions to the DLSC and/or Service/Agency files. Special project mass change will require that original analysis and programming be accomplished to accommodate the requested actions.	1,2,6
Mass Data Retrieval. Mass data retrieval is designed to extract segment data from the FLIS data base or partial or complete files from the SSR based on the input of key data element(s). The content of the segments from the FLIS data base and the content of data elements from the SSR will be controlled through input of the appropriate Output Data Request Code DRN as indicated in volume 10, table 28 (Output Data Request Code/ Access Key(s)).	1,5
Master Requirement Code (MRC). See DRN 3445, volume 12.	1,3,4,5,15
Materiel Category Codes (MCC). See DRNs 2680 and 9256, volume 12.	
Materiel Condition Codes (MCC). See DRN 2835, volume 12.	
Materiel Management. Direction and control of those aspects of logistics which deal with materiel, including the functions of identification, cataloging, standardization, requirements determination, procurement, inspections, quality control, packaging, storage, distribution, disposal, maintenance, mobilization planning. Encompasses materiel control, inventory control, inventory management, and supply management.	2,6

	Volume(s)
Matériel Management Aggregation Code - AF (MMAC). See DRN 2836, volume 12.	1,13
Matériel Manager (MM). The director or organizational component responsible for performing the matériel management functions for assigned items.	1
Mechanization of Warehousing and Shipment Processing (MOWASP). A uniform data system designed to maintain consolidated freight location data and shipment handling information.	6
Message Accountability Delivery system (MADS). This system is a world-wide Department of Defense computerized general purpose communications system which provides for the transmission of narrative and data pattern traffic on a store-and-forward (message switching) basis and subscriber (circuit switching) basis. (Formerly Automatic Digital Network).	1,2,4,5,6,7
Military Service-Controlled Commercial Items. End items, assemblies, components, and parts (including testing and handling equipment) which, due to the nuclear weapons reliability concept, require special testing or control for quality assurance. The items or the data for the items are available only from the design controlling military activity; they may be categorized as "war-reserve quality" or "single quality". They are not security classified and are not commodity classified in FSC group 11. Item identifications for these items will reflect a reference number coded with CAGE Codes 57991, 67991, or 77991.	4
Military Service Special Design Items. End items, assemblies, components, and parts (including testing and handling equipment), designed or manufactured by a Military Service or design controlled by a Military Service, for use specifically in the nuclear ordnance field. The items or the data for the items are available only from the design controlling military activity; they may be categorized as "war- reserve quality", "training quality", or "single quality". They may be security classified or nonsecurity classified and are not necessarily classified in FSC group 11.	4
Military Specification (MILSPEC). A procurement specification in the military series promulgated by one or more of the military agencies and used for the procurement of military supplies, equipment, or services.	3
Military Standard (MILSTD). An established or accepted level of performance in the military used as a yardstick in evaluating actual progress.	2,3,4,7

Volume(s)

Military Standard Contract Administration Procedure (MILSCAP). MILSCAP will provide uniform procedures, rules, formats, time standards, and standard data elements for the interchange of contract-related information between and among DoD components and contractors. The provisions of the Armed Services Procurement Regulation are to be implemented in machine processable form, where feasible, in MILSCAP. The system administrator and the chairman of the ASPR Committee will assure compatibility between the two procedures.

1,7,15

Military Standard Item Characteristics Code Structures (MILSTICCS). The coding structure used to code characteristics data for item identifications, transmission, storage, and processing.

3,15

Military Standard Requisitioning and Issue Procedures (MILSTRIP). MILSTRIP will prescribe uniform procedures, codes, formats, documents, and time standards for the interchange of requisitioning and issue information for all materiel commodities (unless specifically exempted by the ASD (MRA&L)) between requisitioners and supply control/distribution systems in DoD and other participating agencies. MILSTRIP will include the applicable provisions of the Uniform Materiel Movement and Issue Priority System (UMMIPS).

6

Military Standard Transaction Reporting and Accounting Procedures (MILSTRAP). MILSTRAP will prescribe uniform procedures, data elements, documents, and time standards for the flow of inventory accounting information pertaining to receipt, issue, and adjustment actions between inventory control points, stock control activities, storage sites/depots, and posts, camps or bases (unless specifically exempted by the ASD (MRA&L)). Card formats and data elements employed in MILSTRAP will be designed to complement the techniques prescribed in MILSTRIP and to provide the means for generating financial inventory data required for management and transaction reports and financial reports.

Military Standard Transportation and Movement Procedure (MILSTAMP). The MILSTAMP DoD Regulation will contain all necessary forms, formats, codes, procedures, rules, and methods required by DoD components in the movement of materiel. It is a complete reference for policy and procedures governing data elements, documentation and information flow. Supplementing procedures are authorized only to the extent of assuring more detailed operating instruction required by action offices or to cover variances in capabilities.

6

Prescribed address-marking data elements, formats, and requirements are contained in MILSTAMP and will be reflected in MIL-STD-129, Military Standard Marking for Shipment and Storage, which is maintained by the Department of the Army. MILSTAMP will include the applicable provisions of the Uniform Materiel Movement and Issue Priority System (UMMIPS).

	Volume(s)
Military Traffic Management Command (MTMC). A command under the Department of the Army responsible for procurement, use, cost, and control of commercial transportation services required in the movement of cargo and passengers for the DoD components. 1,2,4,6,15 MINIMIZE. A condition wherein normal message and telephone traffic is drastically reduced in order that messages connected with an actual or simulated emergency shall not be delayed.	2,4
MOE Rule Related Data. Consists of Item Management Status Data and the NIMSC Code, AF Materiel Management Aggregation Code, supplementary data collaborators/receivers, Item Management Code, the IMCA, and effective date.	2,4,6
National Codification Bureau (NCB) Code. See DRN 4130, volume 12.	4
National Item Identification Number (NIIN). See DRN 4000, volume 12.	All
National Motor Freight Classification Code (NMFC). See DRN 2850, volume 12. 1,2,6,15	
National Stock Number (NSN). See DRNs 3960, 0126, 8525, 4120, 4150, 0260, 2895, 8875, 8869, 8878, and 8977, volume 12.	1,2,3,4, 5,6,13, 14,15
NATO Stock Number (NSN). An item of supply produced by a NATO member nation other than the U.S. identified by that nation by the assignment of a NATO Stock Number (e.g., 0000-21-000-0000). When such items enter the supply system of the U.S. Government, they will be identified by the NATO Stock Number if codification agreements have been extended to provide for acquisition of foreign item identification data through DLSC. For such items, the NATO Stock Number will be used and recognized as the National Stock Number in internal management of the item in the U.S.	1,4,6
NATO Supply Code for Manufacturers (NSCM). See DRN 4140, volume 12.	1,4,5, 7,15
Navy Cognizance Code. See DRN 2608, volume 12.	1,13
Next Higher Classifiable Assembly. This term is understood to mean the next higher assembly on or with which the item is used as a subassembly, part, attachment, or accessory. The term "higher assembly" is used for brevity and may actually include components, sub-assemblies, assemblies, and end items or systems.	4
Nominal Value. A value, excluding tolerance, used for the purpose of general identification usually expressed as a fraction, size number or letter, code number, gage number, or decimal number.	
Non-Approved Item Name (NAIN). See DRN 5020, volume 12.	3
Non-Duplicate (NDUP). When the item identification is sufficiently close to, but not an actual duplicate characteristically of, an existing Federal item identification and there are no matching reference numbers.	4

	Volume(s)
Normal Source of Procurement. See DRN 0721, volume 12.	
Nuclear Hardness Critical Item (NHCI). As defined in DoD-STD-100C. A hardware item at any assembly that is mission critical and could be designed, repaired, manufactured, installed or maintained for normal operation, and yet degrade system survivability in a nuclear environment if hardness were not considered.	
On Hand/Due In. See DRN 0722, volume 12.	
Operational Feasibility. The determination of whether a data system change will operate properly and be properly used once developed and implemented. 1 Operational Need Date. See DRN 0726, volume 12.	
Optical Character Recognition (Reader) (OCR). A data processing technique (device) which converts, by optical means, the characters placed on paper into a code suitable for input to a computer.	1,2,7
Organizational Entity (O.E.). An organizational element, segment, or entity for cataloging; DoDAAC, bidders, manufacturing, or nonmanufacturing activity or establishment, etc.; and attribute data ascribed in the entity for the purpose of intensifying its meaning, characteristics, responsibility, eligibility, and area(s) of authority.	1,3,4,5,6,7, 14,15
Original Federal Item Identification. An item identification which has been approved by the Defense Logistics Services Center and assigned a National Stock Number, but which has not been revised, transferred, or cancelled.	4
Originating Activity. Any participating activity which originates proposed new or revised cataloging tools and/or proposed new or revised item identifications and related data for submittal directly or indirectly to DLSC for approval. It may be a managing activity which prepares its own catalog data for submittal or may be another activity functioning as a catalog agent for the managing activity. In those cases where the originating activity is authorized to submit proposals directly to DLSC rather than through an intermediate monitoring activity (e.g., Defense Supply Center; Defense Nuclear Agency), the originating activity assumes the status also of a submitting activity.	2,4,5,6
Originating Activity Code. See DRN 4210, volume 12.	1,4,5,6,15
Output Data Request Code (ODRC). See DRN 4690, volume 12.	1,2,4,5,6
Package Sequence Number (PSN). See DRN 1070, volume 12.	1,2,4,5,7,14
Partial Descriptive Method Item Identification (PDM). A Partial Descriptive Method (PDM) of item identification is a type 4 item identification which contains one or more characteristics in addition to the item name but does not contain all characteristics required for an FDM.	2,4,14
Permanent System Control Number (PSCN). See DRN 4250, volume 12.	1,2,4,5,6,15

	Volume(s)
Physical Security/Arms, Ammunition and Explosives Security Risk/Pilferage Codes. See DRN 2863, volume 12.	15
Possible Duplicate Item-of-Supply Concepts. An item-of-supply concept expressed by an existing item identification shall be considered a possible duplicate of a concept expressed by a proposed item identification or another existing item identification when (1) there is enough similarity in descriptive data and/or (2) there is one or more common reference number(s) related to each item to indicate that the same item of production is involved, or that the one single concept is adequate or may be established to identify the item of supply. Such cases warrant reference to the managing activity(ies) for verification of descriptive and/or reference data. Reconciliation of such data normally will result in revision of one or both concepts to more clearly differentiate the items or in a proposal to cancel one of the item identifications as an actual duplicate, as invalid, or to use the other item identification (cancel-use).	4
Precious Metal Indicator Code (PMIC). A code indicating the presence of precious metals (Gold, Silver, Platinum or a combination).	8,9,10,15
Price Validation Code, Air Force (PVC). See DRN 0858, volume 12.	
Primary Inventory Control Activity (PICA). See DRN 2866, volume 12.	1,2,4,5, 6,13,14
Primary Reference Number. The number used to identify an item of production or a range of items of production by the manufacturer (individual company, firm, corporation, or Government activity) which controls the design, characteristics, and production of the item through its engineering drawings, specifications, and inspection requirements. The number is the "design control reference".	4
Priority Indicator Code (PIC). See DRN 2867, volume 12.	2,4,5,14
Production Lead Time. See DRN 0730, volume 12.	
Proposed Original Item Identification. An item identification for an item in or entering a supply system which has not yet been approved by the Defense Logistics Services Center (DLSC) as a Federal item identification assigned a National Stock Number.	2,4
Provisioning Screening Master Address Table (PSMAT). See DRN 0232, volume 12.	1,5,7
Provisioning Supply Support Request. Indicated by Card Identification Code P to show that a Supply Support Request received by the IMM from an ICP is the origin of the request when the item is in an FSC class subject to IMC.	2,6
Qualitative Value. The portion of a reply that expresses quality such as color, shape, material, condition, etc.	3
Quantitative Value. The portion of a reply which expresses a numeric value for such characteristics as dimensions, measure, magnitude, electrical rating, etc.	3

	Volume(s)
Quantity Unit Pack (QUP). See DRN 6106, volume 12.	6,15
Rail Variation Code. See DRN 4760, volume 12.	1,2,6,15
Reactivation Coding. Application of the approved IMC criteria by the ICPs to inactivated NSNs for which a IMM was the last manager, and the ICP is not currently recorded as a user.	6
Receiver Code. See DRN 2534, volume 12.	
Record Separator. The symbol used to indicate the completion of a characteristic reply or to indicate end of record.	16
Reference Method of Item Identification (RM). The reference method of item identification establishes and delimits the concept of an item of supply by reference(s) to the item-identifying number(s) of one or more manufacturers denoting the item or items of production included under the concept. Thus, under the reference method the essential characteristics of the item of supply are not delineated in the item identification but are ascertainable by research of the data represented by the manufacturers item-identifying number(s).	2,4,6,14
Reference Number. A reference number is any number, other than an activity stock number, used to identify an item of production or, either by itself or in conjunction with other reference numbers, to identify an item of supply. Reference numbers include manufacturers part, drawing, model, type, source-controlling, or specification-controlling numbers and the manufacturers trade name, when the manufacturer identifies the item by trade name only; NATO Stock Numbers; specification or standard part, drawing, or type numbers. The submittal of all known reference numbers related to an item of production or an item of supply, with the applicable Reference Number Category Code, the applicable Document Availability Code, and the applicable Reference Number Variation Code, is mandatory.	2,4,5,14,15
Reference Number Action Activity Code (RNAAC). See DRN 2900, chapter 12.2.	1,4
Reference Number Category Code (RNCC). See DRN 2910, chapter 12.2.	2,4,5,6, 15
Reference Number Category Code Combination. Consists of the Reference Number Category Code (RNCC), Reference Number Variation Code (RNVC), and Document Availability Code (DAC) as expressed in volume 10, table 8.	
Reference Number Format Code (RNFC). See DRN 2920, chapter 12.2.	4,5
Reference Number Justification Code (RNJC). See DRN 2750, chapter 12.2.	1,4
Reference Number Status Code (RNSC). See DRN 2923, chapter 12.2.	
Reference Number Variation Code (RNVC). See DRN 4780, chapter 12.2.	2,4,5,15

	Volume(s)
Reference/Partial Descriptive Method Reason Code (RPDMRC). See DRN 4765, chapter 12.2.	1,2,4
Reinstated Federal Item Identification. A Federal item identification which has been cancelled but which has subsequently been reauthorized for use to identify an item of supply.	4,6
Remote Output Format Code. See DRN 0841, chapter 12.2.	16
Reparability Code - Coast Guard. See DRN 0709, chapter 12.2.	1
Reply. A reply (data item) is the answer to a specific requirement.	3,4
Reply Code. A code that represents an established reply to an approved requirement.	3,4
Reply Table. A listing of replies (data items) applicable to a requirement or group of requirements derived from a single data element. Each reply in the table is assigned a different reply code.	3,4
Report Control Symbol (RCS). Set of letters and numbers which identifies an approved report and authorizes its initiation and preparation.	2,14
Reports Generator. Designed to produce one-time listings or reports from the FLIS files.	1,5
Requirement. A definition of a required characteristic.	3,4
Requirement, Lead-In. A general requirement identifying and providing guidance for reply to a specific range of following requirements. A lead-in requirement is never assigned a MRC, nor does it ever require a reply.	3
Requirement, Major. A requirement which, in addition to requiring a reply, may necessitate replies to succeeding subordinate requirements (subrequirements) dependent upon the specific reply given to the major requirement (see definition of Requirement, Lead-In and Requirement, Subordinate).	3
Requirement, Subordinate. A requirement for which the reply is dependent on a lead-in requirement or major requirement (also termed "subrequirement").	3
Retail Manager (RM). A materiel manager or another designated activity within a Military Service/Agency having retail responsibility for an item of supply where the wholesale materiel management functions are performed by a IMM, including DNA, NSA, and TACOM.	6
Retroactive Coding. Scheduled application of the approved IMC criteria by the ICPs to item(s) in FSC classes designated as commodity oriented which were previously coded for Service retention.	6

	Volume(s)
Return Coding. A request to effect the return of an item currently coded for Integrated Materiel Management to Service management by the application of IMC criteria.	6
Routine Reclassification Action. Indicated by Card Identification Code F to show that DLSC has reclassified an item from a weapons system oriented to a commodity oriented FSC class and IMC criteria must be applied.	6
Routing Identifier Code (RIC). A group of letters or numbers assigned to indicate the geographic location of a station, a fixed headquarters of a command, activity, or unit at a geographic location, and the general location of a tape relay or tributary station to facilitate the routing of traffic over the tape relay networks.	1,2,6
Secondary Address Code (SAC). See DRN 8990, chapter 12.	1,4
Secondary Address Indicator Code (SAIC). See DRN 9485, chapter 12.	
Secondary Inventory Control Activity (SICA). See DRN 2938, chapter 12.	1,2
Service/Agency Designator Code (SADC). See DRN 4672, chapter 12.	2,4,15
Service Item Control Center (SICC). An activity which: (1) serves as a Military Service focal point for resolution of support problems for required weapons systems oriented consumable items managed by another Military Service; (2) performs such residual technical functions as configuration control, item qualitative acceptability, allowance list preparation, and maintenance of internal program support responsibility; and (3) provides assistance to the IMM, as necessary, to support requiring Service users on a timely basis.	2,6
Shelf Life Code (SLC). See DRN 2943, chapter 12.	6,15
Simplified File Maintenance (SFM). FLIS output consisting of a monthly maintenance update, a cumulative monthly basic record, and semiannual basic replacement record for activity files shall be provided for Federal Item Identification Data and Catalog Management Data. It shall be distributed in NIIN sequence to authorized subscribing activities on magnetic tapes via mail. Data furnished from two or more functional areas shall be sequenced together.	1,2
Single Quality Items. Items (such as nuclear ordnance test and handling equipment) authorized for use on or with both war-reserve and training nuclear weapons.	4
Single Submitting Activity. See DRN 9255, chapter 12.	2,4
Source Controlled Federal Item Identification. A type 1, 1B, 2, 4, or 4B Federal item identification (original, revised, transferred, or reinstated) representing one or more specific manufacturer's items of production certified by an end item manufacturer, or by a Government activity, to be the only known items suitable for the specific application.	4

	Volume(s)
Source of Supply Code (SOS). See DRN 3690, chapter 12.	4,5,6, 15
Source of Supply Modifier Code (SOSM). See DRN 2948, chapter 12.	6
Specially Designed Item. The term “specially designed item” is an abbreviation of the term specifically designed for specific use on or with specific individual types of equipment. In order to be accepted as specially designed, an item does not have to be designed specifically for use on a single piece or single model of equipment; the item may be designed for use with categories of equipment, such as all kinds of printing presses, all kinds of diesel engines.	4
Special Packaging Requirement. See DRN 0725, volume 12.	
Standard Requirement. A lengthy requirement which, because it is used repeatedly in many patterns, has been put in standardized form.	4
Standard Test Data Base (STDB). Maintained at DLSC with data input by Services/Agencies participating in the interface test program.	1
Statistical Indicator Code. See DRN 3708, volume 12.	
Submitted Package Sequence Number (SPSN). See DRN 8328, volume 12.	
Submitter Code. See DRN 2535, volume 12.	
Submitting Activity. Any participating activity which submits proposed catalog data directly to DLSC for approval. The submitting activity may be the activity which originates the catalog data or an intermediate monitoring activity (e.g., Defense Supply Center; Defense Nuclear Agency) through which the originating activity is required to submit its proposals to DLSC. 1,2,4,5,6 Submitting Activity Code. See DRN 3720, volume 12.	1,4,5,15
Supply Management Data. Item data which do not affect NSN assignment but are necessary to support logistics functions.	6
Supply Support and Cataloging Action Request. Indicated by Card Identification Code V to show that an SSR other than provisioning received by the IMM from an ICP is the origin of the request when the item is in an FSC class subject to IMC.	6
Supply Support Request (SSR). A request submitted by the activity responsible for supporting an end item being provisioned to a Integrated Materiel Manager which manages some of the support items or is a potential manager of some new support items used in the end item.	2,6
Suspense File. The portion of the process control sector (SSR) which will serve as a temporary repository of unique information of functional value to the Service/Agency for the implementation of a logistics data transaction within DLSC.	1,4,5

	Volume(s)
System Advisory Notice (SAN). Notification to Services/Agencies of the SCRs scheduled for implementation in a given SMR. The SAN will be published approximately 300 days prior to a scheduled implementation date.	1
System Change Request (SCR). A formal request for modification of the FLIS.	1,6,15
a. Routine - an SCR requiring at least 45 calendar days for Service/Agency coordination and distribution of the system change by DLSC a minimum of 180 days prior to implementation.	
b. Expedite - an SCR requiring at least 45 calendar days for Service/Agency coordination and distribution of the system change by DLSC a minimum of 90 days prior to implementation.	
c. Emergency - an SCR required to maintain the operational status of FLIS System Control Number (SCN). See DRN 3735, volume 12.	4,6
System Management Release (SMR). Notification to Services/Agencies of a scheduled change that will be implemented. The SMR will be published approximately 240 days prior to a scheduled implementation date.	1
System Support Record (SSR). The segment of the FLIS data bank containing the sum total of information (guides, program subroutines, tables, rules, controls, statistics, codes, terms) required to support or specify the content and utilization of the FLIS data base. The SSR is comprised of the following files: Organizational Entity, Item Name, FSC, FIIG/DP/Guide, Table Look-Up, Graphics, Process Control, Mass Changes to FLIS data base, Mass Data Retrieval, and Tailored Data Interrogations.	1,2,5, 6,15
Training Quality Items. Items designated for use on or with training nuclear weapons or on nuclear ordnance test and handling equipment but not authorized for use on war-reserve nuclear weapons.	4
Type of Cargo Code. See DRN 9260, volume 12.	1,2,15
Type of Financial Management Control. See DRN 0729, volume 12.	
Uniform Freight Classification Code (UFC). See DRN 3040, volume 12.	1,2,6,15
Unit of Issue (U/I). See DRN 3050, volume 12.	2,6,15
Unit of Issue Conversion Factor. See DRN 3053, volume 12.	6
Unprocessable Transaction. Transactions which did not contain the minimum essential control elements required for processing. These transactions are not queued for further processing and are not retained in the FLIS files.	1,2,4,6
Using Service Code. See DRN 0745, volume 12.	

	Volume(s)
Voluntary Standard. A product standard developed under procedures published by the Department of Commerce. Its adoption by a particular industry, company, or organization is voluntary. It is used as a standard for the procurement and production of a product.	6
War-Reserve Quality Items. Items authorized for use on or with war-reserve nuclear weapons but not designated for use on training nuclear weapons or test and handling equipment.	4
Water Commodity Code. See DRN 9275, volume 12.	1,2,15
Weapons Integrated Materiel Manager (WIMM). The Military Service Inventory Control Point (ICP) which performs the DoD integrated materiel management functions for assigned consumable items.	2,5,6
WIMM Assignments on a By-Item Basis. Items of supply classified in those FSC classes included in the WIMM assignment but the management assignment for each individual item of supply is determined on a by-item management coding basis.	2
Withdraw. The word "withdraw" in these procedures refers specifically to activity action to remove existing data from DLSC files.	2,6

**DATA BANK INTERROGATIONS/SEARCH
TABLE OF CONTENTS**

Volume/ Chapter/ Section	Title	Page/Appendix
5.1	GENERAL	
5.1.1	Introduction	5.1-1
5.1.2	Content of Output Data	5.1-1
5.1.3	Selection of Media and Precedence of Processing	5.1-2
5.1.4	Request Submittal Letter	5.1-2
	Request for Tailored Data Products (TDPs)	5-1-A
	Request for Tailored Data Products (TDPs) Sample	5-1-B
	Output Sample	5-1-C
	Request for Tailored Data Products (TDPs) Sample	5-1-D
	Output Sample	5-1-E
	TDP Record Layout - Segment A	5-1-F
	TDP Record Layout - Segment B	5-1-G
	TDP Record Layout - Segment C	5-1-H
	TDP Record Layout - Segment E	5-1-I
	TDP Record Layout - Segment H	5-1-J
	TDP Record Layout - Segment M	5-1-K
	TDP Record Layout - Segment V	5-1-L
	TDP Record Layout - Segment K	5-1-M
5.2	SEARCH BY REFERENCE NUMBER OR NIIN	
5.2.1	Concepts	5.2-1
5.2.2	Search by Reference Number	5.2-1
5.2.3	Search by NIIN	5.2-3
5.2.4	Preparation and Submission of Search Transactions.	5.2-3
5.2.5	Outputs Generated from Requests for Data Bank Search	5.2-4
5.3	TAILORED INTERROGATION, FLIS DATA BASE	
5.3.1	General	5.3-1
5.3.2	Data Available on Interrogation	5.3-1
5.3.3	FLIS Data Base Interrogation Inputs	5.3-3
5.3.4	Outputs Generated from Requests for Data Base Interrogation	5.3-3
5.4	TAILORED INTERROGATION,SSR	
5.4.1	General	5.5-1
5.4.2	SSR Interrogation Inputs	5.5-1
5.4.3	Outputs Generated from Requests for SSR Interrogation	5.5-1

DATA BANK INTERROGATIONS/SEARCH
TABLE OF CONTENTS

Volume/ Chapter/ Section	Title	Page/Appendix
5.5	Tailored Data Products (TDPs)	
5.5.1	Introduction	5.5-1
5.5.2	Authorized Submitters/Functions	5.5-1
5.5.3	Submittal Procedures	5.5-1
5.5.4	Output	5.5.2
5-5-5	Timeframes	5.5-2
5-5-6	DLSC Contact Points	5.5.2
5.6	MASS DATA RETRIEVAL, SSR	
5.6.1	Introduction	5.6-1
5.6.2	Request Submittals	5.6-1
5.6.3	Output Results for DLSC Internal DIC LTP	5.6-1
5.7	MRC SUMMARY	
5.7.1	Introduction	5.7-1
5.7.2	Request Submittals	5.7-1
5.7.3	Output Results for DLSC Internal DIC LHX MRC Summary/Detail Report Listings	5.7-1 5-7-A
5.8	FIIG FUNCTIONAL/OPERATIONAL INDEX OUTPUTS	
5.8.1	Definition, Purpose, and Use	5.8-1
5.8.2	Media, Frequency, and Content	5.8-1
5.8.3	DLSC Contact Point	5.8-2
5.9	OUTPUT FROM REPORTS GENERATOR	
5.9.1	Reports Generator Procedures	5.9-1
5.9.2	Reports Generator Output	5.9-1
5.10	EXTRACT AND EDIT CODED ITEM CHARACTERISTICS DATA BY NSN	
5.10.1	Concepts	5.10-1
5.10.2	Input Formats	5.10-1
5.10.3	Output Formats	5.10-1
5.11	ALPHABETIC INDEX	5.11-1

CHAPTER 1 GENERAL

5.1.1 Introduction

a. The interrogation process was developed to furnish authorized users of the FLIS with information from the data bank as required. The search process allows for the screening of reference numbers and National Item Identification Numbers (NIINs) to determine if the applicable items are recorded. Requested file data is extracted for activities engaged in provisioning or other preprocurement functions. The output from these processes will not be used as file maintenance.

b. The characteristic search process uses Master Requirement Code (MRC) reply values to determine if an item(s) represented by the input values is recorded in the supply system. File data as requested by the search transaction will be extracted for those file items located by the search process. Characteristic search output will not be used as file maintenance. Before an activity can search the file, it must be registered in the Provisioning Screening Master Address Table (PSMAT). (There are alternate methods for accomplishing registration; see volume 7, chapter 7.2.)

c. Submittal Limitations: Search by NIIN transactions will be limited to one NIIN per Submitter Control Number.

d. If the NIIN submitted for search is security classified or cancelled with or without replacement(s), the output will reflect its status. If cancelled with replacement, the item identification, Major Organizational Entity (MOE) Rule, reference, standardization and, if applicable, futures data will be output for the replacement National Stock Numbers (NSN(s)). Data on security classified items will not be output.

e. Follow-Up. When an interrogating activity does not receive information within the time established by the FLIS Priority Indicator Code, the transaction shall be resubmitted; follow-up procedures will not be used for interrogation transactions.

f. Reports Generator. The search/interrogation processes provide for those inquiries for which there is a constant or routine need. When data is required on a non-recurring basis, it is extracted by use of the Reports Generator. (See volume 1, section 1.3.13 and chapter 5.9.)

5.1.2. Content of Output Data

a. The content of the output data is determined by the requesting activity by selecting the appropriate Output Data Request Code (Data Record Number 4690). ODRCs are chosen from the volume 10 table referenced in the applicable input format for interrogation and search processes. (See volume 8, chapter 8.1 or volume 9, chapter 9.1.)

b. Output Data Request Code DRNs have been developed for all currently known combinations of FLIS data base segments or data elements required for output. However, additional combinations may be necessary for future applications. If so, a FLIS customer may submit a letter to Headquarters Defense Logistics Agency with justification for the requested data.

(1) HQ DLA will evaluate the need and justification for the new type of interrogation/search and will approve or disapprove the request. If approved, the request will be forwarded to the Defense Logistics Services Center program manager who will assign a new Output Data Request Code DRN and notify the FLIS customer. Requests disapproved by HQ DLA will be returned to the activity with the basis for the disapproval and, when possible, alternate ways to obtain the requested data using existing ODRCs.

(2) Approvals will be manually effective dated by the DLSC program manager. The effective date will allow sufficient time to notify FLIS customers and to program the data needed. The new Output Data Request Code will be published in the next update to volume 10 of this manual.

5.1.3 Selection of Media and Precedence of Processing

a. The results for tailored FLIS data base Interrogation by NIIN or PSCN (Document Identifier Code LTI) will be output to the submitting activity. Output control will distribute these outputs as designated in the Participating Activity Code Table.

b. Mass Data Retrieval, FLIS data base (DIC LTM) will be input by the DLSC program manager, and the results will be forwarded to the originating activity by the DLSC program manager.

c. SSR Mass Data Retrieval (DIC LTP); Tailored Interrogation, SSR (DIC LTT); MRC Summary/Detail (DIC LHX); and Interrogation, Master Error Suspense Data (DIC LTR) will be input by DLSC. The output will be forwarded to the originating activity by listing. The results of DIC LTR will always be two (2) part paper. All others will be as designated in the requesting letter (appendix 5-1-A).

d. Priority for processing will be indicated in the input header of each transaction. Priority Indicator Code (DRN 2867) 1, 2, 3, or 4 will be used to request 4 hours, 12 hours, 48 hours, or 72 hours total elapsed time, respectively, including MADS communication time. It is recommended that Priority Indicator Code 4 be used for normal interrogation transactions. (NOTE: Mass Data Retrieval, FLIS data base runs on weekly schedule - no Priority Indicator Code is required.) Elapsed time for mail submittals does not include mail time. Mail traffic will be processed within 64 hours from receipt at DLSC. Mailing time to and from DLSC is in addition to the 64 hours allotted for internal processing. (See volume 10, table 24.)

5.1.4 Request Submittal Form Letter

a. All requests for FLIS data base mass data retrieval, or SSR tailored data for freight classification, MOE Rules, or Federal Supply Classification

(FSC) management validation will be initiated by completing the form letter of appendix 5-1-A in accordance with the instructions in paragraph 5.1.4.c. The form letter will be mailed to:

Commander
Defense Logistics Services Center
ATTN: DLSC-S
Federal Center
Battle Creek, Michigan 49017-3084

b. All requests for MRC Summary/Detail reports, SSR mass data retrieval, item name data, or Ammunition Code data will be initiated by completing appendix 5-1-A in accordance with paragraph 5.1.4.c. The form letter will be mailed to:

Commander
Defense Logistics Services Center
ATTN: DLSC-S
Federal Center
Battle Creek, Michigan 49017-3084

c. Completing the Form Letter.

(1) Insert the subject from the following:

Mass Data Retrieval, FLIS data base
Mass Data Retrieval, SSR
MRC Summary/Detail Report
Tailored SSR Data

(2) In paragraph 2a insert the Output Data Request Code DRN for the required output data from part 1 through 4 of volume 10, table 28 (e.g., ODRC 0172).

(3) In paragraph 2b insert the appropriate key data element(s) from table 28 as follows:

(a) Part 1 - Only one key data element from part 1b or one key data element combination from part 1c shall be entered per transaction.

(b) Part 2 - All key data elements for the selected Output Data Request Code must be given.

(c) Part 3 - Only one key data element will be given per transaction.

(d) Part 4 - All key data elements for the selected Output Data Request Code must be given.

(e) When more than one key data element is given, separate the DRNs by a slash (e.g., 4065/4080).

(4) In paragraph 2c insert the value of the key data element DRN. If more than one value, give the value in the same sequence as the key data element DRNs and separate the values by a slash (e.g., A10200/18872).

(5) In paragraph 2d insert Priority Indicator Code 1 through 4. (Enter priority 4 unless otherwise justified in paragraph 3 of the letter.)

(6) When the request is for FLIS data base mass data retrieval or tailored SSR data, insert in paragraph 2e the Mode/Media Code of the required output. (See volume 10, table 10.)

(7) When the request is for SSR mass data retrieval, MRC Summary/Detail Report, or tailored SSR data insert in paragraph 2e the code for the required part paper listing (see volume 10, table 10) (e.g., L2; L4). SSR mass data retrieval and tailored

SSR data will be displayed giving the values for the data elements as designated by the applicable Output Data Request Code DRN.

(8) In paragraph 2f insert the name of the person and telephone number (AUTOVON, if applicable) for contact if DLSC cannot meet the requested priority. DLSC will call and negotiate a time frame in which the data can be extracted.

(9) To maintain a control by the requesting activity, paragraph 2g will be used. Insert the requesting activity's code as the Originating Activity Code (e.g., AX). Give the Julian date for the transaction (e.g., 82300). Insert a seven-position Document Control Serial Number. The DLSC program manager will construct a Document Control Number from the submitted data, adding the program manager's code as the Submitting Activity Code. If no control data is submitted, DLSC will construct the complete Document Control Number for the transaction.

(10) In paragraph 2h insert the requester's mailing address.

(11) In paragraph 3 enter the justification for requesting the data (e.g., data required for file replacement, data required for item reduction or standardization study, MRC Summary/Detail Report required to aid in updating Federal Item Identification Guide).

CHAPTER 1
APPENDIX 5-1-A
REQUEST FOR TAILORED DATA PRODUCTS (TDPSs)

SUBJECT: Request for Tailored Data Products (TDPs)

TO: DLSC-VP

1. Reference: FLIS Procedures Manual, DoD 4100.39-M, Volume 5, Interrogations.
2. In accordance with guideline established by above reference, request the following TDP be developed:

a. Input Data Elements(s): (with applicable Data Record Number (DRN))

b. Value of Input Data Elements(s):

c. Output Data Elements(s): (with applicable DRN(s))

d. Sort Sequence of Output Data Elements:

e. Output Segment Data: (NIIN Sequence)

Seg A - Identification

Seg H - Catalog Management

Seg B - Moe Rule

Seg M - Decoded Characteristics

Seg C - Reference Number

Seg V - Coded Characteristicseg

Seg E - Standardization

Seg W - Packaging

Seg G - Freight

f. Output Media:

File Transfer Program (FTP)

Address: _____ Usercode: _____ Password: _____

Magnetic Tape, 9 Track

EBCDIC 1600 BPI 6250 BPI

ASCII, 6250 BPI

Floppy Disc 3 1/2 5 1/4

3480 Cartridge

Hardcopy

g. Requestor's Name, Activity & Telephone No:

h. Send Output Data To:

Name:

Address:

Telephone No:

i. Justification:

CHAPTER 1
APPENDIX 5-1-B
REQUEST FOR TAILORED DATA PRODUCTS (TDPs) Sample

SUBJECT: Request for Tailored Data Products (TDPs)

TO: DLSC-VP

1. Reference: FLIS Procedures Manual, DoD 4100.39M, Volume 5, Interrogations.
2. In accordance with guidelines established by above reference, request the following TDP be developed:

- a. Input Data Element(s): (with applicable Data Record Number (DRN))
FSC (DRNs 3994 and 3996), PICA (DRN 2866), and Ref. No. (DRN 3570)
- b. Value of Input Data Element(s):
FSC 6505, PICA = KX, and Reference No. beginning with 'NDC'
- c. Output Data Element(s): (with applicable DRN(s))
NIIN, Cage Code, and all reference no.s
- d. Sort Sequence of Output Data Elements:
Sort by NIIN
- e. Output Segment Data: (NIIN Sequence)

- | | |
|---|--|
| <input type="checkbox"/> Seg A - Identification | <input type="checkbox"/> Seg H - Catalog Management |
| <input type="checkbox"/> Seg B - Moe Rule | <input type="checkbox"/> Seg M - Decoded Characteristics |
| <input type="checkbox"/> Seg C - Reference Number | <input type="checkbox"/> Seg V - Coded Characteristics |
| <input type="checkbox"/> Seg E - Standardization | <input type="checkbox"/> Seg W - Packaging |
| <input type="checkbox"/> Seg G - Freight | |

- f. Output Media:

File Transfer Program (FTP)

Address: 131.86.13.234

Usercode: Anonymous Password: Anonymous

- | | | |
|---|-----------------------------------|-----------------------------------|
| <input type="checkbox"/> Magnetic Tape, 9 Track | | |
| <input type="checkbox"/> EBCDIC | <input type="checkbox"/> 1600 BPI | <input type="checkbox"/> 6230 BPI |
| <input type="checkbox"/> ASCII, 6250 BPI | | |
| <input type="checkbox"/> Floppy Disk | <input type="checkbox"/> 3 1/2 | <input type="checkbox"/> 5 1/4 |
| <input type="checkbox"/> 3480 Cartridge | | |
| <input type="checkbox"/> Hardcopy | | |

- g. Requester's Name, Activity & Telephone No:

Mary Ann Molinari, DPSC-ME, DSN 444-3151

h. Send Output Data To:

NAME:

Address:

Telephone No:

i. Justification:

This extraction should be elevated as an extremely high priority due to project field execution by June 1994. Projects supporting this request are the Medical Electronic Customer Assistance (MECA) and Distribution and Pricing Agreement (DAPA).

**CHAPTER 1
APPENDIX 5-1-C
OUTPUT SAMPLE**

650500001334513964NDC00077-0628-55
650500001767451968NDC00641-1496-35
650500001767463998NDC47679-0168-30
650500001918663240NDC00024-0134-03
650500003511206404NDC00005-5301-18
650500007215629398NDC00087-0572-01
650500009183375602NDC00777-2321-48
650500014102404689NDC00075-0020-99
650500014848604515NDC00089-0782-21
650500022132693544NDC00007-5074-30

CHAPTER 1
APPENDIX 5-1-D
REQUEST FOR TAILORED DATA PRODUCTS (TDPs) SAMPLE

SUBJECT: Request for Tailored Data Products (TDPs)

TO: DLSC-VP

1. Reference: FLIS Procedures Manual, DoD 4100.39M, Volume 5, Interrogations.
2. In accordance with guidelines established by above reference, request the following TDP be developed
 - a. Input Data Element(s): (with applicable Data Record Number (DRN)
FSG (DRN 3994) and PICA (DRN 2866)
 - b. Value of Input Data Element(s):
FSGs 60 and 70; and PICA TX
 - c. Output Data Element(s): (with applicable DRN(s))
 - d. Sort Sequence of Output Data Elements:
 - e. Output Segment Data: (NIIN Sequence)

<input checked="" type="checkbox"/> Seg A	- Identification	<input checked="" type="checkbox"/> Seg H	- Catalog Mangement
<input checked="" type="checkbox"/> Seg B	- Moe Rule	<input checked="" type="checkbox"/> Seg M	- Decoded Characteristics
<input checked="" type="checkbox"/> Seg C	- Reference Number	<input type="checkbox"/> Seg V	- Coded Characteristics
<input checked="" type="checkbox"/> Seg E	- Standardization	<input type="checkbox"/> Seg W	- Packing
<input type="checkbox"/> Seg G	- Freight		

Output Media:

File Transfer Program (FTP)
Address: _____
Usercode: _____ Password: _____

Magnetic Tape, 9 Track
 EBCDIC 1600 BPI 6250 BPI
 ASCII, 6250 BPI

Floppy Disk 3 1/2 (ASCII) 5 1/4
 3480 Cartridge
 Hardcopy

g. Requestor's Name, Activity, & Telephone No:

Jesus V. Garcia III DSN 986-6370

h. Send Output Data To:

Name: Commander
Defense Electronics Supply Center
Address: ATTN: DESC-ELQD (Formerly SLF/FIIG Branch)
Dayton, OH 45444-5760

Telephone No: DSN 986-6370

i Justification:

Need for review of items contained in FSG 60 (Fiber Optics) and FSG 70 (ADP Equipment).

CHAPTER 1
Appendix 5-1-E
OUTPUT SAMPLE

SEG A 016005013065516A2390033909COUPLER, FIBER OPTICN42A1989237N A
SEG B 0202FATX3Z 93261ZTA N9N
D3Z 91091ZKE KE
SEG C 03 32ETX 1FL20905-117-5000
03 59ETX 74868905-117-5000
SEG E 045971989237000
SEG H 05DSS9EZ1EA0000000008.12OU 1991091D 00
05DNS9EZ1EA0000000008.12OU 9N 1991091N 00
SEG M 06NAME#ITEM NAME#COUPLER, FIBER OPTIC#02TEXT#GENERAL
CHARACTERISTICS ITEM DESCRIPTION#FLANGE MOUNTED CONNECTOR;
FLANGE THICKNESS 0.090 INCHES NOM; OVERALL HEIGHT 0.690 INCHES NOM;
OVERALL LENGTH 0.770 INCHES NOM; SMA-TYPE THREADS#AFJN#III FRAGILITY
Y FACTOR#MODERATELY RUGGED#

CHAPTER 1
APPENDIX 5-1-F
TDP RECORD LAYOUT - SEGMENT A

DATA NAME	POSITION	DB2 COL NAME/DRN
ITEM IDENTIFICATION DATA(SEGMENT A)		
RECORD TYPE 01	1	
FEDERAL SUPPLY CLASS	3	FSG_3994 FSC_WI_FSG_3996
NATIONAL ITEM IDENTIFICATION NUMBER	6	NCB_CD_4130 I_I_NBR_4131
FEDERAL ITEM IDENTIFICATION GUIDE	16	FIIG_4065
ITEM NAME CODE	22	INC_4080
APPROVED ITEM NAME	27	SHRT_NM_2301
OR		
UN-APPROVED ITEM NAME	27	NAIN_5020
CRITICALITY CODE-FIIG	46	CRITL_CD_FIIG_3843
TYPE OF ITEM IDENTIFICATION	47	TYP_II_4820
REFERENCE/PARTIAL DESCRIPTIVE		
METHOD REASON CODE	48	RPDMRC_4765
DEMILITARIZATION CODE	49	DEMIL_CD_0167
DATE, NIIN ASSIGNMENT	50	DT_NIIN_ASGMT_2180
HAZARDOUS MATERIAL INDICATION		
CODE	57	HMIC_0865
ELECTROSTATIC DISCHARGE CODE	58	ESD_EMI_CD_2043
PRECIOUS METALS INDICATOR CODE	59	PMIC_0802
ADPE IDENTIFICATION CODES	60	ADPEC_0801

CHAPTER 1
APPENDIX 5-1-G
TDP RECORD LAYOUT - SEGMENT B

DATA NAME	POSITION	DB2 COL NAME/DRN
MOE RULE DATA (SEGMENT B)		
RECORD TYPE 02	1	
MOE RULE COUNTER	3	
COUNTER STATES HOW MANY MOE RULES ON ITEM.		
DATA IN POSITIONS 5-68 WILL REPEAT ACCORDINGLY.		
MOE RULE	5	MOE_RULE_NBR8290
ACQUISITION METHOD CODE	9	AMC_2871
ACQUISITION METHOD SUFFIX CODE	10	AMSC_2876
NONCONSUMABLE ITEM MATERIAL SUPPORT CODE	11	NIMSC_0076
DATE, EFFECTIVE, LOGISTICS ACTION	12	EFF_DT_2128
ITEM MANAGEMENT CODE	17	IMC_2744
ITEM MANAGEMENT CODING ACTIVITY	18	IMC_ACTY_2748
DEPOT SOURCE OF REPAIR CODE (4 2-POSITION CODES)	20	DSOR_0903
SUPPLEMENTARY COLLABORATOR (MAX 9 2-POSITION CODES)	28	SUPPLM_COLLBR_2533
SUPPLEMENTARY RECEIVER (MAX 9 2-POSITION CODES)	46	SUPPLM_RCVR_2534
ACQUISITION ADVICE CODE	64	AAC_2507
FORMER MOE RULE	65	FMR_MOE_RULE_8280

CHAPTER 1
APPENDIX 5-1-H
TDP RECORD LAYOUT - SEGMENT C

DATA NAME	POSITION	DB2 COL NAME/DRN
REFERENCE NUMBER/CAGE DATA (SEGMENT C)		
RECORD TYPE 03	1	
NOTE: MULTIPLE 03 RECORDS		
REFERENCE NUMBER FORMAT CODE	3	RNFC_2920
REFERENCE NUMBER CATEGORY CODE	4	RNCC_2910
REFERENCE NUMBER VARIATION CODE	5	RNVC_4780
DOCUMENT AVAILABILITY CODE	6	DAC_2640
REFERENCE NUMBER ACTION ACTIVITY CODE	7	RNAAC_2900
REFERENCE NUMBER STATUS CODE	9	RNSC_2923
REFERENCE NUMBER JUSTIFICATION CODE	10	RNJC_2750
COMMERCIAL AND GOVERNMENT ENTITY CODE	11	CAGE_CD_9250
REFERENCE NUMBER	16	REF_NBR_3570
SERVICE/AGENCY DESIGNATOR CODE	48	SADC_4672

CHAPTER 1
APPENDIX 5-1-I
TDP RECORD LAYOUT - SEGMENT E

DATA NAME	POSITION	DB2 COL NAME/DRN
ITEM STANDARDIZATION DATA (SEGMENT E)		
RECORD TYPE 04	1	
ITEM STANDARDIZATION CODE	3	ISC_2650
ORIGINATOR OF STANDARDIZATION DECISION	4	ORG_STDZN_DEC_9325
DATE, STANDARDIZATION DECISION	6	DT_STDZN_DEC_2300
NIIN STATUS CODE	13	NIIN_STAT_CD_2670
REPLACED/REPLACEMENT COUNTER	14	
NOTE: COUNTER IN POSITIONS 14-15 STATES HOW MANY REPLACED/REPLACEMENT NSNs		
DATA IN POSITION 16-39 REPEATS ACCORDINGLY		
REPLACED/REPLACEMENT NSN	16	RP_NSN_STD_RL_8977/ REPL_NSN_STDZ_9525
ITEM STANDARDIZATION CODE	29	ISC_2650
ORIGINATOR OF STANDARDIZATION DECISION	30	ORG_STDZN_DEC_9325
DATE, STANDARDIZATION DECISION	32	DT_STDZN_DEC_2300
NIIN STATUS CODE	39	NIIN_STAT_CD_2670

CHAPTER 1
APPENDIX 5-1-J
TDP RECORD LAYOUT - SEGMENT H

DATA NAME	POSITION	DB2 COL NAME/DRN
MANAGEMENT DATA (SEGMENT H)		
RECORD TYPE 05	1	
NOTE: THE FOLLOWING MAY BE REPEATED UP TO 8 TIMES.		
SERVICE/AGENCY CODE	3	MOE_CD_2833
SOURCE OF SUPPLY OR	5	SOS_CD_3690 OR
SOURCE OF SUPPLY MODIFIER		SOSM_CD_2948
ACQUISITION ADVICE CODE	8	AAC_2507
QUANTITY UNIT PACK	9	QUP_6106
UNIT OF ISSUE	10	UI_3050
UNIT PRICE	12	UNIT_PR_7075
DOLLAR AMOUNT	12	----
DECIMAL (VALUE ".")	21	----
CENTS AMOUNT	22	----
SHELF LIFE CODE	24	SLC_2943
CONTROLLED ITEM INVENTORY CODE	25	CIIC_2863
REPARABILITY CODE	26	REP_CD_DLA_2934
		REP-CD-CG_-709
		ERRC_CD_AF_2655
		RECOV_CD_MC_2891
		RECOV_CD_AR_2892
MANAGEMENT CONTROL DATA	27-33	----
NOTE: WILL BE MADE UP OF THE FOLLOWING, DEPENDING ON		
MOE_CD_2833		
ARMY CODES		
MATERIAL CATEGORY CODE	27	MAJ_MCC_9256
		AR_MCC_AP_SUB_2163
		AR_MCC_USE_CD_2161
		AR_MCC_SG_CD1_2167
ACCOUNTING REQUIREMENTS CODE	32	ACTG_REQMT_AR_2665
FILLER (BLANK FILLED)	33	----
AIR FORCE CODES		
FUND CODE	27	FUND_CD_AF_2695
BUDGET CODE	29	BUDG_CD_AF_3765

**CHAPTER 1
APPENDIX 5-1-J
TDP RECORD LAYOUT - SEGMENT H**

DATA NAME	POSITION	DB2 COL NAME/DRN
MANAGEMENT DATA (SEGMENT H) Cont.		
MATERIAL MANAGEMENT AGGREGATION		
CODE	30	MMAC_AF_2836
FILLER (BLANK FILLED)	32	----
PRICE VALIDATION CODE	33	PVC_AF_0858
MARINE CORPS CODES		
STORES ACCOUNT CODE	27	STRS_ACT_MC_2959
COMBAT ESSENTIALITY CODE	28	CMBT_ESTL_MC_3311
MANAGEMENT ECHELON CODE	29	ECH_CD_MC_3150
MATERIEL IDENTIFICATION CODE	31	MAT_IDEN_MC_4126
OPERATIONAL TEST CODE	32	OPRTL_TST_MC_0572
PHYSICAL CATEGORY CODE	33	PHY_CTGY_MC_0573
NAVY CODES		
COGNIZANCE CODE	27	COG_CD_NVY_2608
SPECIAL MATERIAL IDENTIFICATION CODE	29	SMIC_NVY_2834
ISS, REPAIR, AND/OR REQUISITION		
RESTRICTION CODE	31	IRRC_NVY_0132
SPECIAL MATERIAL CONTENT CODE	33	SP_MAT_CONT_0121
COAST GUARD CODES		
INVENTORY ACCOUNT CODE	27	INV_ACT_CG_0708
FILLER (BLANK FILLED)	28	----
SERIAL NUMBER CONTROL CODE	29	SER_NO_CTL_CG_0763
SPECIAL MATERIAL CONTENT CODE	30	SP_MAT_CONT_0121
FILLERF(BLANK FILLED)	31-33	----
DATE, EFFECTIVE, LOGISTICS ACTION	34	EFF_DT_2128
USING SERVICE CODE	41	USI_SVC_CD_0745
UNIT ISSUE CONVERSION FACTOR	42	UI_CONV_FAC_3053
PHRASE CODE COUNTER	47	
NOTE: COUNTER IN POSITIONS 47-48 STATES HOW MANY PHRASE CODES ON ITEM. DATA IN POSITIONS 49-96 WILL REPEAT ACCORDINGLY.		
PHRASE CODE	49	PHRS_CD_2862
PHRASE CODE STATEMENT	50	PHRS_CD_PHRS_5240
QUANTITY PER ASSEMBLY	86	QTY_PER_ASBL_0106
UNIT OF MEASURE CODE	89	UNIT_MEAS_CD_0107
ORDER OF USE CODE	91	OOU_0793
JUMP TO CODE	94	JTC_0792

CHAPTER 1
APPENDIX 5-1-K
TDP RECORD LAYOUT - SEGMENT M

DATA NAME	POSITION	DB2 COL NAME/DRN
DECODED CHARACTERISTICS DATA	(SEGMENT M)	
RECORD TYPE	1	
MASTER REQUIREMENTS	3	MRC_3445
POUND SIGN	7	DELIMITER
REQUIREMENT STATEMENT	8	RQMT_STMT_3614
POUND SIGN	17	DELIMITER
CLEAR TEXT REPLY, DELIMITER, 2 POS. COUNTER- INDICATES NO. OF MRCS REMAINING- ALL SEPARATED BY A DELIMITER.	18	CDD_CLR_RPLY_4128

CHAPTER 1
APPENDIX 5-1-L
TDP RECORD LAYOUT - SEGMENT V

DATA NAME	POSITION	DB2 COL NAME/DRN
CODED CHARACTERISTICS DATA (SEGMENT V)		
NATIONAL ITEM IDENTIFICATION NUMBER	1	NCB_CD_4130 I_I_NBR_4131
POSITION COUNTER	10-13	NUMBER OF CHARACTERS DISPLAYED FOR RECORD
CHARACTERISTICS DATA	14 THRU ##	

CHAPTER 1
APPENDIX 5-1-M
TDP RECORD LAYOUT - SEGMENT K

DATA NAME	POSITION	DB2 COL NAME/DRN
NIIN STATUS - CANCELLATION DATA	(SEGMENT K)	
RECORD TYPE	1	
CANCELLED NIIN	3-15	
FEDERAL SUPPLY CLASS	3	FSG_3994 FSC_WI_FSG_3996
NATIONAL ITEM IDENTIFICATION NUMBER	6	NCB_CD_4130 I_I_NBR_4131
NIIN STATUS CODE	16	NIIN_STAT_CD_2670
EFFECTIVE DATE	17	EFF_DT_2128
DEMIL CODE	24	DEMIL_CD_0167
REPLACEMENT NSN	25-37	
FEDERAL SUPPLY CLASS	25	FSG_3994 FSC_WI_FSG_3996
NATIONAL ITEM IDENTIFICATION NUMBER	29	NCB_CD_4130 I_I_NBR_4131

CHAPTER 2 SEARCH BY REFERENCE NUMBER OR NIIN

5.2.1 Concepts

a. Search by Reference Number (Document Identifier Code LSR) or Search by National Item Identification Number (NIIN) (DIC LSF) for provisioning and other preprocurement screening is available to Service activities, Government agencies, and Government contractors authorized to search the data bank.

(1) Authorization to submit LSF and LSR transactions is established through registration of the Activity Codes, Screening (Data Record Number 1077) and Destination Codes, Screening (DRN 3890) in the Provisioning Screening Master Address Table (PSMAT). (See volume 10, table 23.)

(2) These transactions are controlled by the Activity Code, Screening; Destination Code, Screening; and the Submitter Control Number (DRN 1120). Results will be output to all PSMAT addresses recorded for the Destination Code, Screening when multiple output is requested or to the first recorded address when single output is requested.

b. Search by Reference Number for Other than Provisioning and Preprocurement (DIC LSN) is available to North Atlantic Treaty Organization (NATO) and other foreign countries and to U.S. activities. Activities using this process must be authorized and recorded in volume 10, table 104. See volume 4, paragraph 4.12.2.b for instructions for NATO and other foreign countries.

(1) These transactions are controlled by the Document Control Number which consists of the Originating Activity Code, Submitting Activity Code, transaction date, and Document Control Serial Number.

(2) Results will be returned to the submitting activity only. They will be output to the address recorded for the Destination Activity Code, Output (DRN 3880) generated from the Submitting Activ-

ity Code (DRN 3720) contained in the input Document Control Number (DRN 1015).

5.2.2 Search by Reference Number

a. Three types of screening concepts (P, S, and F) are available under the LSR and LSN reference number searches (see volume 10, table 33). Under LSR, a maximum of twenty-five reference numbers may be input under a single Submitter Control Number. Under LSN, a maximum of twenty-five reference numbers may be input under a single Document Control Number. All reference numbers submitted under the single control number must represent the same item of supply or production, and each must be item identifying.

b. Reference numbers may be submitted in-the-clear (Reference Number Format Code 1) (see volume 2, chapter 2.9 for instructions and the required conversion of unacceptable symbols and characters) or "unknown" (RNFC 3) (see volume 10, table 1). If a reference number exceeds thirty-two (32) positions, do not submit for Defense Logistics Services Center (DLSC) screening.

c. Type of Screening Code P.

(1) Submission consists of the reference number, its Commercial and Government Entity Codes (CAGE), and its Reference Number Category Code (RNCC) and Reference Number Variation Code (RNVC). All reference numbers submitted under a single Submitter Control Number (DIC LSR) or Document Control Number (DIC LSN) must represent the same item of supply or production.

(2) The reference numbers must be identified by RNCC 1, 2, 3, 5, or 7 as indicated in volume 10, table 6 and RNVC 2 as indicated in table 7. RNCCs and RNVCs must be submitted only in the acceptable combinations depicted in table 31.

(3) Code P type screening will compare the submitted reference number(s), CAGE Code(s) RNCC(s), and RNVC(s) with existing data recorded

in the FLIS data base. Volume 10, tables 32 and 33 will determine the match conditions defined below:

(a) Actual Match: Input matches only one National Stock Number/Permanent System Control Number (NSN/PSCN) in the FLIS data base under the FLIS RNCC/RNVC validation criteria. No probable matches can exist. No possible matches encountered will be output.

(b) Probable Match: Input matches more than one NSN/PSCN in the FLIS data base under the RNCC/RNVC validation criteria. No possible matches encountered will be output.

(c) Possible Match: Input does not match an NSN/PSCN under either an actual or probable match condition, but matches by reference number and CAGE Code which do not meet RNCC and RNVC criteria.

d. Type of Screening Code S.

(1) Submission consists of the reference number and its CAGE Code. The RNCC and RNVC will not be submitted for the reference number under this type of screening. All reference numbers submitted under a single Submitter Control Number (DIC LSR) or Document Control Number (DIC LSN) must represent the same item of supply or production.

(2) Code S type of screening will compare the submitted reference numbers and CAGE Code(s) with existing data recorded in the FLIS data base. Volume 10, table 33 will be used to determine match conditions as below:

(a) Exact Match: Input CAGE Code(s) and reference number(s) match exactly to CAGE Code(s) and reference number(s) of a single NSN/PSCN recorded in the FLIS data base. If an exact match condition exists, no partial matches encountered will be output.

(b) Partial Match: Input CAGE Code(s) and

reference numbers matched to one or more NSNs/PSCNs in the FLIS data base which have more or fewer reference numbers than those submitted. Partial matches will be output only when an exact match is not encountered.

e. Type of Screening Code F.

(1) Submission consists of the reference number and its CAGE Code. The RNCC and RNVC will not be submitted under this type of screening. All reference numbers submitted under a single Submitter Control Number (DIC LSR) or Document Control Number (DIC LSN) must represent the same item of supply or production.

(2) Code F type screening will use the process described in paragraph 5.2.2.d to determine match conditions. Output will consist of a complete file extraction of FLIS data base data for all exact and partial match conditions encountered.

f. Association Code Matches. Matches made through the association code tying together CAGE Codes within corporate complexes will be considered as possible matches under P type screening and as partial matches under S or F type screening. These matches will be identified as association matches. Association matches will not be applicable when matches are made through the submitted CAGE Code.

g. Output Limitations.

(1) Output of FLIS data base data will be limited to a maximum of 20 matches per reference number. All NSNs beyond 20 applicable to a reference number will be output on segment L records (following the 20th output NSN package). No file data will be output for the additional segment L records. If additional data is required for a specific application, use interrogation DIC LTI in accordance with chapter 5.3.

(2) Output of references applicable to the

matching items will be limited to 25 reference numbers per NSN. If more than 25 reference numbers are recorded against an NSN, the 26th segment C output record will have a numeric 9 in all pertinent data element fields, including one 9 in the first position of the reference number field. If all reference numbers are required for a specific application, use interrogation DIC LTI to obtain them.

h. Selection of Output Contents. For search processing (excluding NATO and other foreign government, reference number screening, and DAASO submittals) reference number screening output will be as requested by the submitter through the Output Data Request Code. ODRCs for this purpose will be those specified in volume 10, table 30.

i. NATO and other foreign countries will screen/search by reference number using DIC LSN. (See volume 4, paragraph 4.12.2.b and volume 8, chapter 8.1.)

j. Replacement of Cancelled CAGE Code. In all reference number screening processes, when the submitted CAGE Code has been cancelled and replaced, it will be indicated as cancelled/replaced on output. The screening process will continue, using the replacement CAGE Code.

k. Returned Error Conditions. Search submittals which are in error will not be held in suspense. The entire transaction will be corrected upon receipt of notification and resubmitted.

5.2.3 Search by NIIN (excluding PSCN) is extended to provisioning and preprocurement phases in order to validate the NIIN and extract data from the FLIS data base. Output of data will be as designated by the requesting activity through the Output Data Request Code (see volume 10, table 30). Interrogations by NIIN, or by PSCN, will be submitted through the tailored data interrogation process using DIC LTI in accordance with chapter 5.3.

5.2.4 Preparation and Submission of Search Transactions

a. Search by Reference Number (with CAGE Code or NSCM Code) - DIC LSR. The fixed format for DIC LSR is constructed of one FLIS segment 2. The variable format is constructed of a FLIS input header and segment 2. (See volume 8, chapter 8.1 or volume 9, chapter 9.1 for the applicable DRNs and instructions for developing the input transaction.)

b. Search by Reference Number for Other than Provisioning and Preprocurement - DIC LSN.

(1) NATO and other foreign country search by reference number with CAGE Code will be limited to fixed format DIC LSN only in accordance with volume 4, paragraph 4.12.2.b. (See volume 8, chapter 8.1 for the applicable DRNs and instructions for developing the input transaction.)

(2) U.S. activities may also submit DIC LSN in variable format in accordance with applicable DRNs and instructions in volume 9, chapter 9.1.

c. Search by National Item Identification Number (NIIN) - DIC LSF. The fixed format for DIC LSF is constructed of one FLIS segment 3. The variable format for DIC LSF is constructed of a FLIS input header and segment 3. (See volume 8, chapter 8.1 or volume 9, chapter 9.1 for the applicable DRNs and instructions for developing the input transaction.)

5.2.5 Outputs Generated from Requests for Data Bank Search

a. If an activity recorded in the Provisioning Screening Master Address Table is designated to receive screening results by MADS and the results exceed 39,840 characters, a notification will be forwarded by DIC KEC. It will inform the activity that the results did exceed the MADS limitation and that they will be forwarded by mail under the same Submitter or Document Control Number. (See volume

8, chapter 8.2 or volume 9, chapter 9.2 for the DRNs, format, and explanations of output DIC KEC.)

b. Output as a Result of DICs LSR and LSN, Search by Reference Number.

(1) Notification of Unprocessable Package (LSN only). If the input transaction is unprocessable, a notification will be returned under output DIC KRU. Such conditions occur when the data is inserted into the input format in the wrong positions or sequence, or by the use of an erroneous DIC. Only the output notification will be returned. If submitted by MADS, the notification will be returned to the wire routing identifier. The responsible activity will review its original input data, correct and resubmit. (See volume 8, chapter 8.2 or volume 9, chapter 9.2 for the applicable DRNs, format, and explanation for DIC KRU.)

(2) Error Condition(s). When errors occur in the input transaction, only a Notification of Return (DIC KRE) designating the conditions will be output to the receivers address(es) applicable to the Screening Destination Code or Submitting Activity Code. The responsible activity will make corrections and resubmit. (See volume 8, chapter 8.2 or volume 9, chapter 9.2 for the applicable DRNs, format, and explanations for DIC KRE.)

(3) No-Match Results. If no match is made on the submitted reference number(s), the output will include the following:

(a) Card (fixed) format will include an output header using DIC KSR, Screening Results. The input reference number(s) will be returned to all applicable receiver addresses in the PSMAT using DIC KNR, Negative Reply. (See volume 8, chapter 8.2 for DRNs, format, and explanations.) Card 2 of KNR will be output for NATO and other foreign countries only for input DICs LSA and LSB, and is not applicable on output for DIC LSR.

(b) Wire (variable) format will include an

output header using DIC KSR, and the input reference number(s) will be returned using DIC KNR. (See volume 9, chapter 9.2 for the DRNs, format, and explanations.)

(c) If the submitted CAGE Code has been cancelled and replaced by another CAGE Code, the input will automatically be changed to reflect the replacing CAGE Code. The screening results are based on the replacement CAGE Code. A FLIS segment 1 indicating the submitted and changed CAGE Code values will be included with the fixed or variable DIC KNR output. (See volume 8, chapter 8.2 or volume 9, chapter 9.2 for the DRNs, format, and explanations for segment 1 in DIC KNR.)

(4) Match Results. A match(es) made on the submitted reference number(s) will be output to the receivers address(es) as designated by the input transaction. The output package will consist of the following:

(a) Card (fixed) format will include an output header using DIC KSR, and the input reference number(s) that matched will be returned with DIC KMR, Matching Reference. The matching item(s) will be output using KMA, KME, KMG, KMH, KMN, KMP, or KMQ depending on the screening requested (type P, S, or F). DIC KMR will precede the KMA, KME, KMG, KMH, KMP, or KMQ. If the same submitted reference number matched multiple items, the KMR will be repeated preceding each item output. (For the applicable DRNs, format, and explanations of the output DICs, see volume 8, chapter 8.2) Card 2 of KMR will be output for NATO and other foreign countries only for input DIC LSA and LSB, and is not applicable on output for DIC LSR.

(b) Wire (variable) format will include the same output DICs as indicated for the fixed format. (See volume 9, chapter 9.2 for the applicable DRNs, format, and explanation of DICs KSR, KMR, KMA, KME, KMG, KMH, KMN, KMP, and KMQ.)

(c) Replacement of CAGE Code Notification. If the submitted CAGE Code has been cancelled and replaced with another CAGE Code, the input will be changed to reflect the replacing CAGE Code. The screening results are based on the replacement CAGE Code. A FLIS segment 1 indicating the submitted and changed CAGE Code values will be included with the fixed or variable DIC KMR output. (See volume 8, chapter 8.2 or volume 9, chapter 9.2 for the DRNs, format, and explanations for segment 1 in DIC KMR.)

(d) Security Classification Match. If the submitted reference number(s) match items recorded in DLSC files as security classified, the package will include output header DIC KSR, and the submitted reference number(s) will be returned using DIC KMS. The responsible activity will determine if the correct CAGE Code and reference number(s) were submitted. If not, correct and resubmit to DLSC. If correct and information is required, the activity should submit directly to the item manager. (See volume 8, chapter 8.2 or volume 9, chapter 9.2 for the DRNs, format, and explanation for DICs KSR and KMS.) If the submitted CAGE Code was cancelled and replaced, a segment 1 will be output with the KMS. (See paragraph 5.2.5.b.(4)(c).)

c. Output as a Result of DIC LSF Search by NIIN.

(1) When errors occur in the input transaction, only a Notification of Return (DIC KRE) designating the conditions will be output to the receivers address(es) applicable to the Screening Destination Code. The submitter will review the original input data, make corrections and resubmit. (See volume 8, chapter 8.2 or volume 9, chapter 9.2 for the DRNs, format, and explanations for DIC KRE.) Submittal of a NIIN that has never been assigned will also be returned using output DIC KRE with return code FN.

(2) Interrogated/Search Data Not Available (DIC KTN). When a NIIN submitted for search is

valid but the requested FLIS data base file data is not available, this notification will be output to all applicable data receivers. This will occur in this process only when Major Organizational Entity (MOE) Rule data, segment B, has been requested for a NIIN that has a NIIN/PSCN Status Code of 6 (inactive because of no users). (See volume 8, chapter 8.2 or volume 9, chapter 9.2 for the applicable DRNs, format, and explanation for DIC KTN.)

(3) Security Classified/Cancelled NIIN. If a NIIN submitted for search is cancelled, a NIIN/PSCN Status/Index will be output to applicable data receivers using DIC KFS. If the cancelled NIIN has NIIN/PSCN Status Codes 3, 5, or 7 (cancelled/replaced, cancelled/use or cancelled/duplicate, respectively), the replacement NIIN(s) will be output under DIC KFE. File data (segments) will be output as requested by the submitted ODRC. (See volume 8, chapter 8.2 or volume 9, chapter 9.2 for the applicable DRNs, format, and explanations for DICs KFS and KFE.)

(4) Valid NIIN Search Results. When a NIIN submitted for search is valid and requested FLIS data base data is available, the requested data will be output to all applicable receivers using DIC KIS. (See volume 8, chapter 8.2 or volume 9, chapter 9.2 for the applicable DRNs, format, and explanations.)

d. Standardization Relationship Preferred Item Data. When the submitted NIIN (LSF) or the matched NSN (LSR, LSN) is Item Standardization Coded 3 or E (non-standard), data will be output for the Replacement NSN with ISC 1 or B (standard). Output will use a segment L to identify the Replacement NSN and will consist of file data as requested (Output Data Request Code) in the submitted transaction. Data will be output under DIC KMT and will be in addition to data for the submitted or matched NSN. (See volume 8, chapter 8.2 or volume 9, chapter 9.2 for the applicable DRNs, format, and explanations for DIC KMT.)

e. DLSC Contact Point.

(1) Contact by Mail. Comments, suggestions,
and inquiries should be addressed to:

Commander
Defense Logistics Services Center
ATTN: DLSC-V
Battle Creek, Michigan 49017-3084

(2) Contact by Telephone:

AUTOVON: 932-4661
FTS: 552-4464
Commercial: 616-961-4661

CHAPTER 3 TAILORED INTERROGATION, FLIS DATA BASE

5.3.1 General

a. A tailored interrogation addresses one item identification in the Federal Logistics Information System (FLIS) data base through the use of its National Item Identification Number (NIIN) or Permanent System Control Number (PSCN). It requests file data from the data bank through the use of an Output Data Request Code (Data Record Number 4690). Tailored extraction of data elements from the Defense Logistics Service Center (DLSC) file will be obtained by recording the proper Output Data Request Code/DRN in interrogation Document Identifier Code LTI.

(1) See volume 10, table 34 for Output Data Request Codes related to the interrogation of segments from the FLIS data base.

(2) For interrogating an individual data element, use volume 10, table 35 for selecting the limited DRN for reply to segment R DRN 0950, Data Record Number. A maximum of three (3) individual data elements may be interrogated with each LTI transaction.

(3) Limited selected data elements, data chains, segments or combinations of segments can be obtained. (See below.) There are additional limitations covered in the following section relating to each of the individual segments.

b. Output resulting from interrogations will include the current data and any pending changes and the date when they become effective.

c. The interrogation process is available to all Service activities, Government agencies, industry, and foreign countries authorized to interrogate the data bank. (See volume 10, table 104.) The results of tailored FLIS data base interrogations will be returned to the submitting activity.

d. Data for nuclear ordnance and cryptologic items will not be disseminated except as noted in

the Limited Distribution Table (volume 10, table 26).

5.3.2 Data Available on Interrogation

a. Output Data Request Code DRNs have been developed to obtain the most desirable segment mix of FLIS data base data. In most cases one ODRC should be sufficient for extracting the desired data; however, if required, a maximum of three Output Data Request Code DRNs may be used. (For example, if segments A, B, C, E, G, H, and M are required, use Output Data Request Code DRN 9912 for segments A, B, C, E, H, and M, and DRN 9952 for segment G.) Do not select multiple ODRCs that will repeat segments unless the required data cannot be obtained otherwise. The following FLIS data base data will be available for interrogation:

Segment A - Identification Data
Segment B - MOE Rule Data
Segment C - Reference Number Data
Segment E - Standardization Decision Data
Segment F - Interchangeability and Substitutability Data (I&S)
Segment G - Freight Classification Data
Segment H - Catalog Management Data
Segment M - Clear Text Characteristics
Segment N - Narrative Form Characteristics
Segment V - Coded Item Characteristics Data

b. Segments K, R, and Z are included as segments to be interrogated.

(1) Segment K, NIIN/PSCN Status/Cancellation Data, is automatically output when the interrogated NIIN/PSCN is cancelled or security classified. When the original interrogation requested segments E and/or H, they will be output if available.

(2) Segment R, Data Element Oriented with Value, is a format used to output individual data elements and their values when requested through DIC LTI. (See volume 10, table 35 for the data elements that are established for individual interrogation.)

(3) Segment Z, Futures Data, will be output only when the data applies to a segment being interrogated. However, when a pending Federal Supply Class change or item name cancellation is recorded, the FSC change or item name cancellation is output along with all segments interrogated, except segment F.

c. Segment A has a field which contains either the Assets Availability Code (DRN 4720) or the Criticality Code (DRN 3843). Output from FLIS data base interrogations will only reveal the Criticality Code when it is available. The Assets Availability Code can only be extracted through search by reference number or search by NIIN. (See chapter 5.2.)

d. Segments B, G, and H may include a record for each registered Major Organizational Entity (MOE). Entry of the proper Output Data Request Code (DRNs) in an interrogation transaction permits a submitting activity to extract only its MOE or all recorded data. (See notes 1 and 2 on volume 10, table 34.) When interrogating segment H data for the MOE of the submitting activity, the Integrated Materiel Manager will be included in the output when the IMM is applicable to the MOE of the submitting activity.

e. Segment F will be output with the regular FLIS data base data when the appropriate Output Data Request Code (ODRC) listed in volume 10, table 34 is submitted, requesting FLIS data base data and I&S data.

f. Multiple M segments will be required to output a complete characteristics description. Each M segment is constructed to identify the Master Requirement Code (MRC), requirement statement, and reply data. A print routine will be required by the receiver to convert the M segments to a desired display format.

(1) Error(s) could occur in the decoding of segment V to the clear text characteristics of segment M due to changes and updates of the FIIGs

and decoding guides. If this occurs during interrogation, asterisks will appear in the MRC position, and the MRC with the statement "unable to decode" will appear in the requirement statement position of segment M.

g. Segment N is used to output selected characteristics in paragraphic format. Segment A will always be included with this output. The characteristics will be selected from the descriptive file as designated by the Output Data Request Code DRN. (A print format routine will be required to convert the segment N to a desired display. The NSN and Document Control Number will be extracted from the output header, and the Criticality Code, FIIG number, and Item Name Code will be extracted from segment A to format the description header. The first segment N will include the item name, and the subsequent segment N(s) will include the remaining clear text characteristics in narrative format.)

h. When futures data (segment Z) is included in the output, all applicable current data will first be output in the appropriate segment sequence. The segment Z will be succeeded by the appropriate segment applicable to the futures data. The following segments will be stored in the future file and will be output with segment Z:

Type of Transaction	Segment	Segment DRN
Add MOE Rule	B	9101
Change MOE Rule	B	9101
Delete MOE Rule	T	9117
Add Catalog Management Data	H	9108
Change Catalog Management Data	H	9108
Delete Catalog Management Data	H	9108
Change FSC	R	9115
Cancel NSN	T	9117

5.3.3 FLIS Data Base Interrogation Inputs

a. Interrogation of the FLIS data base by NIIN/PSCN will be accomplished through the use of DIC LTI. (See volume 8, chapter 8.1 or volume 9, chapter 9.1 for developing the LTI transaction.) This transaction is used to extract data from one item identification recorded in the FLIS data base. Either the PSCN or NIIN of the item will be submitted in the interrogation to permit the extraction of desired data. The transaction will be submitted directly to DLSC by either MADS or magnetic tape by mail.

b. DIC LTR, Interrogation, Master Error Suspense Data, is used internally by DLSC to extract data pertaining to new items or reinstatements that have been suspended. (See volume 4, chapters 4.13 and 4.14.) If the activity that originally submitted the suspended item will give justification for the data by letter or telephone, the required output will be furnished through the DLSC program manager.

5.3.4 Outputs Generated from Request for Data Base Interrogation

a. Output Notification Results for Input DIC LTI.

(1) If the input transaction is unprocessable, for such reasons as submitter not authorized, Package Sequence Number in error, Document Control Number not recognized or unauthorized input DIC, a Notification of Unprocessable Package will be output using DIC KRU. Only the output notification will be returned. If submitted by MADS, the notification will be returned to the wire routing identifier. If submitted by mail, the transaction will be dumped to DLSC-IPC and the notification returned to the mailing address. The submitter will review the original input data, make corrections, and resubmit. (See volume 8, chapter 8.2 or volume 9, chapter 9.2 for the applicable DRNs, format, and explanations.)

(2) When errors occur in the input transaction, only a Notification of Return with the return conditions will be output to the submitting activity using

DIC KRE. The submitter will review the original input data, make corrections, and resubmit. (See volume 8, chapter 8.2 or volume 9, chapter 9.2 for the applicable DRNs, format, and explanations.) Submittal of a NIIN/PSCN that has never been assigned will also be returned using DIC KRE with return code FN. Submittal of a NIIN that is controlled by the Field Command, Defense Nuclear Agency (Nuclear Ordnance Cataloging Office, Kirtland AFB, NM - activity code XA) and for which the submitter is not authorized to receive, will be returned using DIC KRE with return code XA. If data is required, submit the request directly to the item manager.

(3) When a NIIN/PSCN submitted for interrogation is valid, but the requested data is not recorded in the FLIS data base, a notification of Interrogated/Search Data not Available will be output to the submitter using DIC KTN. This would occur when the MOE Rule data, segment B, is requested for a NIIN/PSCN Status Code 6 item (inactive because of no users). (See volume 8, chapter 8.2 or volume 9, chapter 9.2 for the applicable DRNs, format, and explanation.)

(4) When a NIIN/PSCN submitted for interrogation is cancelled or security classified, a NIIN/PSCN Status/Index will be output to the submitter using DIC KFS. (See volume 8, chapter 8.2 or volume 9, chapter 9.2 for the applicable DRNs, format, and explanations.)

(a) If the NIIN/PSCN Status Code indicates the item was cancelled, and the interrogation requested segments E and/or H, they will be output when available. If the NIIN has NIIN/PSCN Status Code 3, 5, 7 (cancelled/replaced, cancelled/use, or cancelled/ duplicate, respectively), the replacement NIIN(s) will be included in the output with available segments A, B, C, and E under DIC KFE.

(b) The submitter should review the submitted NIIN/PSCN. If wrong, correct and resubmit. If correct, review the replacement items for use in the

application. If security classified, and information is still required by an authorized Service/Agency, submit the request directly to the item manager.

b. Output Data Results for Input DIC LTI.

(1) When the submitted NIIN/PSCN is valid and requested FLIS data base data is available, the data will be output to the submitter using DIC KIR, Interrogation Results. If all of the requested segments are not included and the Package Sequence Numbers are in the proper sequence, it can be assumed that the omitted segment(s) are not recorded. (See volume 8, chapter 8.2 or volume 9, chapter 9.2 for the applicable DRNs, format, and explanations.

(2) When a submitted NIIN is valid but a requested segment M (Clear Text Characteristics Data) is classified information, all segments will be output minus the characteristics data using DIC KTS. If authorized to receive classified data and the data is still required, submit the request directly to

the item manager.(See volume 8, chapter 8.2 or volume 9, chapter 9.2 for the applicable DRNs, format, and explanations.)

c. DLSC Contact Point.

(1) Contact by Mail. Comments, suggestions and requests should be addressed to:

Commander
Defense Logistics Services Center
ATTN: DLSC-V
Battle Creek, Michigan 49017-3084

(2) Contact by Telephone:

AUTOVON 932-7424
Commercial 616-961-7424

(3) Contact by E Mail:

E MAIL VIA DMINS:
dsac!dlscg2!dlscjvpe
E MAIL VIA
DDN: DLSC-VPE@DLSC.DLA.MIL

CHAPTER 4
TAILORED INTERROGATION, SSR

5.4.1 General. A tailored interrogation addresses one key data element in the System Support Record (SSR) and requests file data through the use of an Output Data Request Code (Data Record Number 4690).

a. This process is available to all Service activities, Government agencies, industry, and authorized foreign countries. (See volume 10, table 104.) Interrogation results will be furnished to the originating activity through the Defense Logistics Services Center (DLSC) program manager.

b. Data concerning nuclear ordnance and cryptologic items will not be disseminated except as noted in the Limited Distribution Codes table (volume 10, table 26).

5.4.2 SSR Interrogation Input. DIC LTT. SSR tailored interrogations designated in volume 10, table 28, part 4 are for DLSC internal use. If the Services/Agencies give sufficient justification for receiving the SSR data by letter (see appendix 5-1-

A), the required output will be furnished through the DLSC program manager.

5.4.3 Output Generated from Requests for SSR Interrogation. Output Results for DLSC Internal DIC LTT.

a. This transaction will be input by the DLSC program manager based on the data furnished through appendix 5-1-A. The results will be output on listings with the values for the data elements in the sequence indicated in the definition for the applicable Output Data Request Code DRN. (See volume 10, table 28, part 4.)

b. If the input transaction is unprocessable or contains errors, it will be output to the DLSC program manager. The program manager will resolve the conditions and resubmit the transaction. If necessary, the program manager will request aid for resolution from the contact point referenced in the input form letter.

CHAPTER 5 TAILORED DATA PRODUCTS (TDPS)

5.5.1. INTRODUCTION

Tailored Data Products (TDPs) replace the Mass Data Retrieval Program, allowing more flexibility in defining both input and output criteria. TDPs can be developed to extract most data elements to make a more specific extract (i.e. all Reference Numbers beginning with 'NDC' in class 6505). Output can either be the 'old' segment type data (i.e. Segment A, B, etc.), or just specific data elements required.

5.5.2 AUTHORIZED SUBMITTERS/ FUNCTIONS

a. The Defense Supply Centers, Army, Navy, Air Force, Marine Corps, Civil Agencies, other DoD and foreign governments are among the users of the Tailored Data Product Program. The program is also utilized to obtain data under the Freedom of Information Act for private industry, state and local governments as well as foreign industries.

b. Data obtained thru the Tailored Data Product Program is used to perform a variety of functions. Examples of these functions are:

- Technical support for various special projects.
- DLA Demil Review.
- Engineering Practice Studies.
- Data Base establishment/validation.
- Tool Development and item upgrades.

5.5.3 SUBMITTAL PROCEDURES

a. All requests for TDPs must be submitted in writing, to DLSC-VPM. Requests can be submitted by mail, EMAIL, or FAX and must include requestor's name, address and telephone number(s); data element(s) with DRN(s) to be included in the extract (see FLIS Data Element Dictionary, DoD 4100.39-M, Volume 12); data element(s) with DRN(s) or segment data to be output; and the out-

put media required (i.e., tape, cartridge, floppy disk, hardcopy or File Transfer Program). A justification why the data is required must also be included. See Appendix 5-1-A for sample request form

b. DLSC-VPM receives the request, verifies for completeness, contacts submittor if additional data/clarification is required and determines if the request can be accomplished through the TDP program or if a System Change Request (SCR) would be required. Then develops and processes the TDP extract or develops SCR as required.

c. The DLSC Program Manager, DLSC-VPM, reviews request and determines which category applies:

(1) Routine TDPs - programs already exist and only require limited modifications.

(2) SQL TDPs - utilizing the ISPF/QMF System, an SQL query is developed to meet requirements.

(3) New 3090 Interface TDP - Complete development of new programs is required.

5.5.4 OUTPUT

a. The output has been expanded to include specific data elements as well as the Segment data. Appendix 5-1-C is an example of the Tailored Data Product output resulting from the sample TDP request Appendix 5-1-B that asked for specific data elements. The input data elements were FSC (DRNs 3994 and 3996) with a value of 6505, PICA (DRN 2866) with a value of KX, and Reference Number (DRN 3570) with a value of 'NDC_____'. The specified output is the NIIN, Cage Code and all reference numbers beginning with 'NDC', sorted in NIIN sequence. They have requested the data to be FTP'd to DPSC.

b. Appendix 5-1-E is an example of the Tailored Data Product output resulting from the sample TDP request 5-1-D that requests Segment data. The

input data elements were FSGs (DRN 3994) with a value of 60 and 70, and PICA (DRN 2866) with a value of TX. The output specified is Segments A, B, C, E, H, and M. They requested the data output to a 3 1/2" disk in ASCII format.

c. Appendixes 5-1-F through 5-1-M are Tailored Data Product (TDP) record layouts of segmented data.

5.5.5. TIMEFRAMES

Tailored Data Products are processed individually. Timeframes are dependent on the number of TDPs currently in process with the following ranges:

Routine TDPs - 3-30 working days

SQL TDPs - Simple - 2-11 working days
Complex - 5-30 working days

New 3090 Interface TDPs - 12-45 working days.

5.5.6 DLSC CONTACT POINTS

Mail your comments, suggestions, and requests to:

Commander
Defense Logistics Services Center
ATTN: DLSC-VPM
Battle Creek, MI 49017-3084

Telephone:

DSN 932-7424/4777
Commercial 616-961-7424/4777

EMAIL requests should be addressed to:

dlsc-v[[@000d](mailto:dlsc-v@000d)]lsc.dla.mil

Facsimiles should be addressed to:

DLSC-VPM
DSN 932-4715
Commercial 616-961-4715

CHAPTER 6
MASS DATA RETRIEVAL, SSR

5.6.1 Introduction. The System Support Records are used internally by the Defense Logistics Services Center in the processing of FLIS data base data and as file storage for the mechanized production of FLIS publications. These files consist of the item name; Federal Supply Classification (FSC); processing Federal Item Identification Guide (FIIG) edits; conversion, screening and decode guides; decision tables; etc. The Output Data Request Codes in volume 10, table 28, part 3, are primarily designed for DLSC internal use. However, if the Services/Agencies give sufficient justification for the SSR data by letter, output will be furnished through the DLSC program manager.

5.6.2 Request Submittals. This interrogation is for DLSC use. All SSR mass data retrieval transactions will be submitted by the program manager, and output will be to the program manager as requested. (See volume 10, table 10.) (See appendix 5-1-A for request submittal form letter.)

5.6.3 Output Results for DLSC Internal DIC LTP

a. These outputs (see volume 10, table 28, part 3) are for DLSC use but may be furnished to the Services/Agencies when justified. All outputs will be on listings with the values for the data elements in the sequence indicated in the definition for the applicable Output Data Request Code DRN. All output listings will consist of one- through six-part paper as requested by DLSC or the input form letter.

b. If the input transaction is unprocessable or contains errors, it will be output to the DLSC program manager. The program manager will resolve the condition(s) and resubmit the transaction. If necessary, the program manager will request aid for resolution from the contact point referenced in the input form letter.

CHAPTER 7 MRC SUMMARY

5.7.1 Introduction. Master Requirement Code Summary/Detail Report (Document Identifier Code LHX) is used to extract a summary or detail output of characteristics from item descriptions in the FLIS data base. The summary report gives a count of requested conditions in the characteristics file. The detail report gives a listing of conditions with the National Stock Numbers (NSNs) of the items for which the conditions occur. All MRC Summary/Detail Reports relate to requested conditions within a Federal Item Identification Guide (FIIG). (See volume 10, table 28, part 2, for the Output Data Request Code Data Record Numbers (DRNs) and the applicable key data elements.)

5.7.2 Request Submittals. This transaction will be input by the Defense Logistics Services Center program manager based on data furnished through the form letter of appendix 5-1-A. See section 5.1.4 for form letter instructions.

5.7.3 Output Results for DLSC Internal DIC LHX

a. Examples of MRC Summary/Detail Report listings are displayed in appendix 5-7-A. They contain encoded characteristics data. The listings will be on part paper (1-6) as requested in the submitted form letter. Output of a MRC detail may also be in activity sequence, or list out only one activity's items in MRC detail format.

b. If the input transaction is unprocessable or contains errors, it will be returned to the DLSC program manager. The program manager will resolve the conditions and resubmit the transaction. If necessary, the program manager will request aid for resolution from the contact point referenced in the input form letter.

CHAPTER 7
APPENDIX 5-7-A
MRC SUMMARY/DETAIL REPORT LISTINGS

MASTER REQUIREMENT CODE SUMMARY BY MODE CODE WITHIN FEDERAL ITEM IDENTIFICATION GUIDE (OUTPUT DATA REQUEST CODE(0158))

FIIG QTY	MRC INC	MC MC	S \$	REPLY
A08100		E		
0000012	AAAA	E	S	STEEL ALLOY COIL
	22640S	33426	44892 64297S	
0000024	ADJP	E	\$	SPIRAL INTER LOCK STEEL ALLOY QQS- 763
	22640	22984	33426 44892\$	
000006	ADJP	E		STAINLESS STEEL-T
	22984	33406		
00000042	TOTAL OCCURRENCES FOR PRECEDING REPORT			

MRC DETAIL BY MODE CODE WITHIN MRC WITHIN FIIG (ODRC 0159)

FIIG QTY	MRC INC	MC MC	TY	CR	REPLY COMPLETE REPLY
A00500		E			
00001	AAAA	E			BACKSPLASHER LIGHT
	5305001239876				1AEBACKSPLASHER LIGHT \$ DGA
					1BEINDICATOR LIGHT
00006	5305001257899		4	N	1CEBACKSPLASHER LIGHT
	AAAA	E			BACKSPLASHER LIGHT
00005	5305001143898		4	C	1INDICATOR LIGHT
00001	5305001239876		1	C	1ADAA 1BDAB 1CINDICATOR LIGHT
					1AEBACKSPLASHBER LIGHT \$ DGA
					1BEINDICATOR LIGHT
0000004					1CEBACKSPLASHER LIGHT

APPENDIX 5-7-A
MRC SUMMARY/DETAIL REPORT LISTING

MRC DETAIL BY MRC WITHIN ITEM NAME CODE WITHIN FIG (ODRC 0161)

FIG QTY	INC INC NSN	MRC MRC	MC	TY	CR	REPLY COMPLETE REPLY
A00300	00657	MATL				
	00657	MATL				SKYHOOK
	2340005424783		E	1	N	1AESKYHOOK 1BEHOOK LIGHTER
	2340005424783		E	1	N	\$JTR 1CESKYHOOK SKYHOOK
	00657	MATL				HOOKLIGHT
	4023003874245		E	1	N	1AEHOOKLIGHT\$\$BATTERY
	4023003874245		E	1	N	1BEHOOKLIGHT CABLE HOOKLIGHT

MRC DETAIL BY MRC WITHIN FIG (ODRC 0162)

FIG QTY	INC NSN	MRC	TY	CR	MC	REPLY
A00500		AAAA				
	05273					
	7310002711678		1	C	D	X
	7310002711679		4	N	D	X
	7310002711680		1	C	D	X
	05273					
	7499001173429		1	C	E	BACKSPLASHER LIGHT
	7499001173530		1	C	E	INDICATING LIGHT

MRC SUMMARY BY REPLY CODE AND MODE CODE WITHIN MRC WITHIN FIG (ODRC 0163)

FIG QTY	INC	MRC	MC	S \$b	REPLY
A01000		ACPN	D		GA
0000003		ACPN	D		GA
	79341	49328		52853	

APPENDIX 5-7-A
MRC SUMMARY/DETAIL REPORT LISTINGS

MRC DETAIL BY REPLY CODE AND MODE CODE WITHIN MRC WITHIN FIG (ODRC 0164)

FIG INC	MRC NSN	MC MC	TY	CR	REPLY COMPLETE REPLY
A01000	ACPN	D			GA
49238	ACPN 45100001572546	D	1	N	GA
52853	ACPN 45100001756452	D	1	N	GA
79341	ACPN 451000012575462	D	4	N	GA

MRC SUMMARY BY FIG (ODRC 0169)

FIG QTY	MRC INC	MC	S \$\$	REPLY
A0500 00000001	ABFE 01334	D	S	GA
00000002	ABFE 02345\$	D	\$	GB
00000002	ABFE 01234	E	S	BACKSPLASH LIGHT
00000005 00000007	TOTAL ABFE ABFE 03694\$	A	S \$ 32989S	3
00000007	TOTAL ABFF		62983 S\$	
00000006	AFFX 03694	D	S	FY
00000011	AFFX 01234	E	98764S 99694	99943S
00000017	TOTAL AFFX	03694		COVERED
00000029	TOTAL OCCURRENCES FOR PRECEDING REPORT			

APPENDIX 5-7-A
MRC SUMMARY/DETAIL REPORT LISTINGS

MRC SUMMARY BY MODE CODE WITHIN MRC WITHIN FIG (ODRC 0170)

FIG QTY	INC	MRC MRC	MC MC	S \$	REPLY
A05000		AABA	E		
0000001	37915S	AABA	E	S	CARGO TRAILER M105A2
0000002	13975	AABA 28460\$	E		HERMAN NELSON HEATER
0000003	05273	AABA 84200	E 93164		SKYHOOK
0000006	TOTAL OCCURRENCES FOR PRECEDING REPORT				

MRC DETAIL BY SPECIFIC MODE CODE WITHIN FIG (ODRC 0272)

FIG INC	MRC NSN	MC MC	TY	CR	COMPLETE REPLY
A00500		E			
AAAA 01234	E 5305001239876		1	C	1AE BACKSPLASH LIGHT\$GDA 1BEINDICATOR LIGHT 1CE BACKSPLASHER LIGHT
01234 01234	ABAC 5305001239879 5305001244321	E	4 1	N N	SPINNER\$ROD SPINNER\$ROD
	AAAA 5305002343664	E	1	N	1AE SPINNER 1BEFORK 1CDA

APPENDIX 5-7-A
MRC SUMMARY/DETAIL REPORT LISTINGS

MRC SUMMARY BY INC WITHIN FIG (ODRC 9989)

FIG QTY	INC	MRC	MC	S \$	REPLY
A003A0 0000001 0000001	01310 TOTAL AAAA	AAAA	D		GA
0000002 0000001 0000003	 TOTAL AAAB	AAAB AAAB	D EE		B PLAIN
0000004 0000002 0000001 0000007	 TOTAL AAP	AAP AAP AAP	H H K	S \$ S S	ABC ACC C
0000011	TOTAL OCCURRENCES FOR PRECEDING REPORT				

APPEANDIX 5-7-A
MRC SUMMARY/DETAIL REPORT LISTINGS

MRC DETAIL BY INC WITHIN FIIG (ODRC 9990)

FIIG	INC NSN	MRC	MC	TY	CR	REPLY COMPLETE REPLY
A00100	12345					
		AAAA	J			AB3.50
	5305001268971			1	C	1AJAA5.75 1BJAB3.50 1CJAB3.50 1DJAA5.75 \$ JAB3.50 1EKN
	53050013022622			1	C	AB3.50
	5305009894318			4	N	HA3.50\$5AA5.75\$JAA3.50 \$\$AA5.75
		AAAA	K			N
	5305001268971			1	C	1AJAA5.75 1BJAB3.50 1CJAB3.50 1DJAA5.75\$JAB3.50 1EKN
	TOTAL AAAA					
		AAAB	D			GA
	5305001236984			4	N	GA\$DGB
	5305001532204			L	C	1ADGH 1BDGB
	5305001693382			1	C	GA
	5305001924463			N	C	GA
		AAAB	B			GB
	5305001236984			4	N	GA\$DGB
	5305001332691			1	N	GB
	5305001532204			L	C	1ADGA 1BDGB

APPENDIX 5-7-A
MRC SUMMARY/DETAIL REPORT LISTINGS

MRC SUMMARY BY MRC WITH FIG (ODRC 9992)

FIG QTY	MRC MRC INC	MC	S \$\$	REPLY
A00900 0000001	AAAD AAAD 01234S	E	S	BACKSPLASH LIGHT
0000002	AAAD	E	\$	BACKSPLASHER LIGHT
0000007	01355 AAAD	23996\$ J		A3.5
0000001	23996 AAAD	43261 K	94362	A
0000011	43261			
	TOTAL OCCURRENCES FOR PRECEDING REPORT			

MRC SUMMARY BY MRC WITHIN INC WITHIN FIG (ODRC 9993)

FIG QTY	INC INC	MRC MRC	MC	S \$	REPLY
A00300	69499	ZZZX			
0000002	69499	ZZZX	D		BM0010
0000001	69499	ZZZX	D		BM0011
0000003	69499	ZZZX	E	S	
0000006	TOTAL OCCURRENCES FOR PRECEDING REPORT				

APPENDIX 5-7-A
MRC SUMMARY/DETAIL REPORT LISTINGS

MRC DETAIL BY MODE CODE WITHIN FIIG (ODRC 9995)

FIIG	INC NSN	MRC	MC MC	TY	CR	REPLY
A00500			E			
	05272	FUEL				
	2320005424783		E	1	C	No.2 or No.3 DIESEL OIL
	4290002453487		E	1	C	TRAILER CARGO M104
	5305007901362		E	4	N	TRUCK UTILITY M151A1
	74296	TRUCK				
	5440009901		E	1	C	TRUCK CARGO M109
	5440009902		E	4	N	TRUCK CARGO M109A1

CHAPTER 8 FIIG FUNCTIONAL/OPERATION INDEX OUTPUTS

5.8.1 Definition, Purpose, and Use

a. The Functional/Operational Index provides elements of item logistics data required by the functions/operations in conducting assigned missions.

b. The F/O Index is an interrogation process whereby an activity may extract selected descriptive characteristics applicable to a specified function or operation by Item Name Code. The characteristics will be extracted from the FLIS data bank as designated by appendix D of the Federal Item Identification Guide for the Item Name Code. (See volume 10, table 34, note 14 for selection of the appropriate Output Data Request Code Data Record Number.)

5.8.2 Media, Frequency, and Content

a. Replies to F/O Index interrogations will be output by communication transmission. Output will be on an as-required basis. (See section 5.1.4 and appendix 5-1-A for request submittal instructions.)

b. Column Header Data. Since an introduction is not included with the F/O Index, data elements are provided. Data elements contained within the header of the F/O Index output are as follows:

(1) Assigned National Stock Number - A thirteen-digit number consisting of a four-digit Federal Supply Class (FSC) and nine-digit National Item Identification Number (NIIN). The NSN serves to identify a particular item of supply within the Federal Catalog System.

(2) Originating Activity Code - A code which identifies an activity authorized to input data directly or indirectly to the Defense Logistics Services Center.

(3) Submitting Activity Code - Any participating activity which submits proposed data directly to DLSC for approval.

(4) Date, Transaction - The year and Julian day an activity generates a transaction to the FLIS data bank or to another activity.

(5) Document Control Serial Number - A number assigned to each transaction for control purposes.

(6) Type of Item Identification Code - A description code which indicates the type of Federal Item Identification.

(7) Document Identifier Code - Identifies a transaction and its intended usage.

(8) FIIG Criticality Code - A code which indicates when an item is technically critical by reason of tolerance, fit restrictions, or other characteristics affecting identification of the item.

(9) Item Name Code - A significant five-digit number assigned to each approved item name. Names other than approved item names are assigned INC 77777.

c. Item Text Data. Data elements contained within the text of the F/O Index output are as follows:

(1) Item Name - A name used to identify an item, or a name used as a reference to aid in the identification of an item, as may be required for various logistical functions.

(2) Narrative Characteristics Output - A data field which includes the clear text narrative display output for the various logistics functions/operations requirements. The field will include abbreviated requirement statements and replies.

d. Supplementary Data. The following data elements will follow the clear text narrative:

(1) Function/Operation Titles - The clear text title of the function/operation to which the item applies.

5.8.3 DLSC Contact Point

a. Contacts by Mail. Comments, suggestions, and inquiries should be addressed to:

Commander
Defense Logistics Services Center
ATTN: DLSC-V
Battle Creek, MI 49017-3084

b. Contacts by Telephone:

AUTOVON: 932-4663
Commercial: 616-961-4663

CHAPTER 9 OUTPUT FROM REPORTS GENERATOR

5.9.1 Reports Generator Procedures. All requests for Reports Generator output must be submitted by letter to the Defense Logistics Services Center program manager (DLSC-BA). The letter must include organization name and phone number of a contact, authority and justification of need, and the time frame in which the requested data is to be furnished. (See volume 1, section 1.3.13.)

5.9.2 Reports Generator Output

a. Output results from the Reports Generator will vary as designated by the requesting activity. Reports of

statistics and extracts from the System Support Record or Federal Logistics Information System (SSR/FLIS data base) would be most useful in a listing format. They can be printed on one through six- part paper or output on magnetic tape in the specified track, density, and blocking factor. Sequencing of output will be as designated by the requesting activity.

b. All results from the Reports Generator will be mailed to the requesting activity.

CHAPTER 10
EXTRACT AND EDIT CODED ITEM CHARACTERISTICS DATA BY NSN

5.10.1 Concepts

a. The extracts and edit process for segment V data is available to all Services/Agencies authorized to input characteristic data changes. (see volume 10, table 104)

b. Results will be output to the submitter only. The output will indicate the action to upgrade a description from partial to full. Only missing mandatory Master Requirement Codes are output. Additional required MRCs (relationship) must be determined manually.

5.10.2 Input Formats. The fixed format for Document Identifier Code LVE will be segment A. (See volume 8, chapter 8.1.) The variable format for DIC LVE will be the FLIS input header and segment A. (See volume 9, chapter 9.1.)

5.10.3 Output Formats

a. The fixed and variable formats for DIC KVE will consist of the FLIS output header and segments P and/or Q. (See volume 8, chapter 8.2 or volume 9, chapter 9.2)

b. DLSC Contact Point.

(1) Contact by Mail. Comments, suggestions and inquiries should be addressed to:

Commander
Defense Logistics Services Center
ATTN: DLSC-S
Battle Creek, MI 49017-3084

(2) Contact by Telephone:

AUTOVON: 932-4278
Commercial: 616-961-4278

CHAPTER 11
ALPHABETIC INDEX

TITLE	PAGE	NARRATIVE	OTHER REFERENCES
ACTIVITY CODE SCREENING	5.2-1	5.2.1.a	
ASSETS AVAILABILITY CODE, SEARCH	5.3-2	5.3.2.c	
ASSOCIATION CODE MATCHES	5.2-2	5.2.2.f	
CANCELLED CAGE CODE, SEARCH	5.2-3, 5.2-4, 5.2-5	5.2.2.j, 5.2.5.b.(3)(c),(4)(c)	
CANCELLED ITEM	5.1-1	5.1.1.d	
Search by NIIN	5.2-6	5.2.5.c.(3)	
Tailored Interrogation	5.3-3	5.3.4.a.(4)	
CHARACTERISTICS			
Classified Output	5.3-4	5.3.4.b.(2)	
Decode Errors During Output	5.3-2	5.3.2.f.(1)	
Extract and Edit Segment V	5.10-1	5.10	vols 8/9/11, DICs LVE, KVE
Functional/Operational Index	5.8-1	5.8	
Master Requirement Code Summary	5.7-1	5.7	5-7-A
Tailored Item Interrogation	5.3-2	5.3.2.f, g	
DESTINATION CODES, SCREENING	5.2-1	5.2.1.a	vol 10, table 23
DOCUMENT CONTROL NUMBER	5.1-3, 5.2-1	5.1.4.c(9), 5.2.1.b	
Input Limitation, Search	5.2-1	5.2.2.a	
DOCUMENT IDENTIFIER CODE			5-1-A
LHX MRC SUMMARY/ DETAIL (Mass Data Retrieval) (DLSC only)	5.1-2 5.7-1	5.1.3.c, 5.7	
LSF Search by National Item Identification Number	5.2-1, 5.2-3, 5.2-4, 5.2-5, 5.2-6	5.2.1.a, 5.2.3, 5.2.4.c 5.2.5.c, d	vol 10, table 23 vols 8/9/11
LSN Search by Number for other Than Provisioning and Preprocurement	5.2-1 5.2-3, 5.2-4, 5.2-6	5.2.1.b, 5.2.2, 5.2.4.b, 5.2.5.b, d	vols 8/9/11
LSR Search by Reference Number	5.2-1, 5.2-3 5.2-4, 5.2-6	5.2.1.a, 5.2.2, 5.2.4.a, 5.2.5.b, d	volume 10, table 23
LTI Interrogate by NIIN or PSCN	5.1-2, 5.2-3, 5.3-1	5.1.3.a, 5.2.3, 5.3.2.b	vols 8/9/11
LTM Mass Retrieval, FLIS data base (DLSC only)	5.1-2	5.1.3.b	

TITLE	PAGE	NARRATIVE	OTHER REFERENCES
LTP Mass Data Retrieval, SSR (DLSC only)	5.1-2, 5.6-1	5.1.3.c, 5.6	
LTR Interrogation, Master Error Suspense Data (DLSC Internal DIC)	5.1-2, 5.3-2	5.1.3.c, 5.3.3.b	
LTT SSR Tailored Interrogation (DLSC only)	5.1-2, 5.4-1	5.1.3.c, 5.4.3	
LVE Extract and Edit Coded Item Characteristics Data by NSN Output	5.10-1	5.10	vols 8/9/11
KEC Output Exceeds AUTODIN Limitations	5.2-4	5.2.5.a	vols 8/9
KFE FLIS data base File Data for Replacement of a Cancelled NSN /PSCN, Related Generic NSN, or Reference Number Screening Results	5.3-3	5.3.4.a.(4)(a)	vols 8/9
KFS NIIN/PSCN Status/Index	5.2-6, 5.3-3	5.2.5.c.(3), 5.3.4.a.(4)	vols 8/9
KIR Interrogation Results	5.3-4	5.3.4.b.(1)	vols 8/9
KIS Search Results of National Item Identification Number Screening	5.2-6	5.2.5.c.(4)	vols 8/9
KMA Association Code Match, Screening	5.2-5	5.2.5.b.(4)	vols 8/9
KME Exact Match, Screening	5.2-5	5.2.5.b(4)	vols 8/9
KMG Possible Match, Screening	5.2-5	5.2.5.b.(4)	vols 8/9
KMH Actual Match, Screening	5.2-5	5.2.5.b.(4)	vols 8/9
KMN Matched Stock Number Assigned by Another NATO Country (Screening)	5.2-5	5.2.5.b.(4)	vols 8/9
KMP Partial Match, Screening	5.2-5	5.2.5.b.(4)	vols 8/9
KMQ Probable Match, Screening	5.2-5	5.2.5.b.(4)	vols 8/9
KMR Matching Reference Number, Screening	5.2-5	5.2.5.b.(4)	
KMS Reference Number Submitted in Screening Matched to a Security Classified Item	5.2-5	5.2.5.b.(4)(d)	vols 8/9
KMT Standardization Relationship Preferred Item Data	5.2-4	5.2.5.d	vols 8/9
KNR Negative Reply, Screening	5.2-4	5.2.5.b.(3)	vols 8/9

TITLE	PAGE	NARRATIVE	OTHER REFERENCES
KRE Notification of Returns, Submitter	5.2-4, 5.2-5, 5.3-3	5.2.5.b.(2), 5.2.5.c.(1) 5.3.4.a.(2)	vols 8/9
KRU Notification of Unprocessable Package (Submitter)	5.2-4 5.3.3	5.2.5.b.(1), 5.3.4.a.(1)	vols 8/9
KSR Screening Results (FLIS data base)	5.2-4, 5.2-5	5.2.5.b.(3), (4)	vols 8/9
KTN Interrogated Data Not Available	5.2-5, 5.3-3	5.2.5.c.(2), 5.3.4.a.(3)	vols 8/9
KTS Interrogation Results Minus Security Classified Characteristics Data	5.3-4	5.3.4.b.(2)	vols 8/9
KVE Results of Coded Item Characteristics Data Extract and Edit by NSN	5.10-1	5.10.3	vols 8/9
EFFECTIVE DATE, NEW OUTPUT DATA REQUEST CODE EFFECTIVE DATED DATA Item Interrogation	5.1-1 5.3-1, 5.3-2	5.1.2.b.(2) 5.3.1.b, 5.3.2.b.(3), h	
EXTRACT AND EDIT CODED ITEM CHARACTERISTICS DATA BY NSN	5.10-1	5.10	vols 8/9, DICs LVE, KVE
FIIG FUNCTIONAL/OPERATIONAL INDEX OUTPUTS	5.8-1	5.8	
Contents	5.8-1	5.8.2.b, c, d	vol 10, table 34
DLSC Contact Point	5.8-2	5.8.3	
Replies to Interrogation	5.8-1	5.8.2.a	
FOLLOW-UP	5.1-1	5.1.1.e	
FORM LETTERS			
Data Request	5.1-2	5.1.4	5-1-A
FORMS			
Functional/Operational Index Output	5.8-1	5.8.2.a	
FUNCTIONAL/OPERATIONAL INDEX-See FIIG Functional/ Operational Index Outputs	5.8-1	5.8	

TITLE	PAGE	NARRATIVE	OTHER REFERENCES
INTERROGATION OUTPUT DATA REQUEST CODES	5.3-1	5.3.1.a	vol 10, table 34
INTERROGATION, TAILORED (SSR)			
Authorized Submitters	5.4-1	5.4.1.a	vol 10, table 104
Definition	5.4-1	5.4.1	
Inputs			
Tailored Interrogations	5.1-2, 5.4-1	5.1.4, 5.4.3	5-1-A
Results from DLSC Internal DIC LTT	5.4-1	5.4.3	
Transmittal to DLSC	5.4-1	5.4.2	
INTERROGATION, TAILORED (FLIS data base)			
Authorized Submitters	5.3-1	5.3.1.c	vol 10, table 104
Data Available	5.3-1	5.3.1, 5.3.2	vol 10, tables 34, 35
Definition	5.3-1	5.3.1.a	
DLSC Contact Point	5.3-4	5.3.4.c	
Functional/Operational Index	5.8-1	5.8.1.a	
Futures Data	5.3-1, 5.3-2	5.3.1.b, 5.3.2.b.(3), h	
Inputs	5.3-3	5.3.3.a	vols 8/9/11, DIC LTI
Limitations	5.3-1	5.3.1.a.(2), (3) 5.3.1.d, 5.4.2.a	vol 10, table 26
Master Error Suspense File	5.1-2, 5.3-3	5.1.3.c, 5.3.3.b	
Output Data Request Codes	5.3-1	5.3.1.a	vol 10, tables 34, 35
Output as a Result of Input DIC LTI			
Cancelled/Replaced NIIN	5.3-3	5.3.4.a.(4)(a)	vols 8/9, DIC KFE
Cancelled/Security Classified NIIN/PSCN	5.3-3	5.3.4.a.(4)	vols 8/9, DIC KFS
Classified Data Excluded	5.3-3	5.3.4.b.(2)	vols 8/9, DIC KTS
Error Conditions	5.3-3	5.3.4.a.(2)	vols 8/9, DIC KRE
Requested Data	5.3-3	5.3.4.b.(1)	vols 8/9, DIC KIR
Requested Data Not Available	5.3-3	5.3.4.a.(3)	vols 8/9, DIC KTN
Unprocessable Package	5.3-2	5.3.4.a.(1)	vols 8/9, DIC KRU
Remote Terminal Access			vol 9, DICs LRL, LWI, vol 16
Transmittal to DLSC	5.3-2	5.3.3.a	
MASS DATA RETRIEVAL (SSR)			
Data Available	5.6-1	5.6.1	vol 10, table 28
Justification for Request	5.6-1	5.6.1	

TITLE	PAGE	NARRATIVE	OTHER REFERENCES
Request Submittals (Form Letter)	5.1-2, 5.6-1	5.1.4, 5.6.2	5-1-A
Results from DLSC Internal DIC LTP	5.6-1	5.6.3	vol 10, table 10
MASTER REQUIREMENT CODE (MRC) See MRC Summary or Search by Characteristics			
MATCHED STOCK NUMBER ASSIGNED BY ANOTHER DIC KMN	5.2-5, 5.7-1	5.2.5.b.(4), 5.7.3.a	vols 8/9, vol 10, table 10
MODE/MEDIA CODE FOR OUTPUT NATO SEARCH - See Search by Reference Number	5.1-3	5.1.4.c.(6), (7)	vol 10, table 10
MRC SUMMARY			
Detail Report Listings	5.7-1	5.7.1	vol 10, table 28
Output Results	5.7-1	5.7.3	5-7-A
Request Submittals	5.1-2	5.1.4	5-1-A
NIIN SEARCH - See Search by NIIN			
NIIN STATUS, REFLECTED IN OUTPUT	5.1-1	5.1.1.d	
ODRC (Output Data Request Codes)	5.1-1	5.1.2	vol 10, tables 28, 30, 34, 35
OUTPUT DATA			
Media	5.1-2	5.1.3	
Request Codes (Current/Proposed) Resulting from DLSC Internal	5.1-1	5.1.2	
DIC LHX	5.1-2, 5.7-1	5.1.3.c, 5.7.3	
DIC LTM	5.1-2	5.1.3.b	
DIC LTP	5.1-2, 5.6-1	5.1.3.c, 5.6.3	
DIC LTR	5.3-3	5.3.3.b	
DIC LTT	5.1-2, 5.4-1	5.1.3.c, 5.4.3	
Resulting from Input			
DIC LSF	5.2-5	5.2.5.c	
DIC LSN	5.2-4	5.2.5.b	
DIC LSR	5.2-4, 5.3-4	5.2.5.b	
DIC LTI	5.3-3, 5.3-4	5.3.4.a, b	
DIC LVE	5.10-1	5.10.2	
PREFERRED ITEM STANDARDIZATION DATA	5.2-6	5.2.5.d	vols 8/9, DIC KMT

TITLE	PAGE	NARRATIVE	OTHER REFERENCES
PRIORITY OF PROCESSING	5.1-2	5.1.3.d	vol 10, table 24
PROVISIONING AND OTHER PREPROCUREMENT SCREENING	5.2-1	5.2	vol 10, table 23
PROVISIONING SCREENING MASTER ADDRESS TABLE (PSMAT)	5.1-1	5.1.1.b	vol 7, chap 7.2 vol 10, table 23
Search by Reference Number/NIIN	5.2-1	5.2.1.a.(1)	
REMOTE TERMINAL SEARCH/ INTERROGATION			vol 9, DICs LRC, LRF, LRI, LRR, LWC, LWF, LWI, LWN, LWR, vol 16
REQUEST SUBMITTAL FORM LETTER	5.1-2	5.1.4	5-1-A
REPORTS GENERATOR	5.1-1, 5.9-1	5.1.1.f, 5.9	vol 1, sec 1.3.13
Output	5.9-1	5.9.2	
Request for Use	5.9-1	5.9.1	
DIC LTP	5.1-2, 5.6-1	5.1.3.c, 5.6.3	
SCREENING - See applicable search concept			
SEARCH BY NATO - See Search by Reference Number			
SEARCH BY NIIN			
Authorized Submitters	5.2-1	5.2.1.a	
DLSC Contact Point	5.2-6	5.2.5.e	
Inputs	5.2-4	5.2.4.c	vols 8/9, DIC LSF
Limitations, Submittal	5.1-1, 5.2-3	5.1.1.c, 5.2.3	
Output Data Request Codes	5.2-3	5.2.3	vol 10, table 30
Output Results Addresses	5.2-1	5.2.1.a.(2)	
Output as a Result of Input DIC LSF			
Error Condition	5.2-5	5.2.5.c.(1)	vols 8/9, DIC KRE
Requested File Data Not Available	5.2-5	5.2.5.c.(2)	vols 8/9, DIC KTN
Security Classified/Cancelled NIIN	5.2-6	5.2.5.c.(3)	vols 8/9, DICs KFE, KFS
Valid NIIN	5.2-6	5.2.5.c.(4)	vols 8/9, DIC KIS
Preparation/Submission of Transactions	5.2-4	5.2.4.c	
Remote Terminal Access			vol 9, DICs LRF, LWF, vol 16

TITLE	PAGE	NARRATIVE	OTHER REFERENCES
SEARCH BY REFERENCE NUMBER			
Assets Availability Code	5.3-2	5.3.2.c	
Association Code Matches	5.2-2	5.2.2.f	
Authorized Submitters	5.2-1	5.2.1.a, b	
Defense Automatic Addressing System	5.2-3	5.2.2.k	vol 10, tables 41, 75, 76
Destination Activity Code	5.2-1	5.2.1.b(2)	
DLSC Contact Point Input	5.2-6	5.2.5.e	
Search by Reference Number	5.2-1	5.2.1.a	vols 8/9/11, DIC LSR
Search by Reference Number for Other than Provisioning and Preprocurement	5.2-1	5.2.1.b	vols 8/9/11, DIC LSN
NATO/OTHER Foreign Countries	5.2-1	5.2.1.b	vol 10, table 104
	5.2-3	5.2.2.i	vols 8/11, DIC LSN
Output Contents - Selection	5.2-3	5.2.2.h	
Output Limitations	5.2-2	5.2.2.g	
Output Results Addresses	5.2-1	5.2.1	
Output Results to NATO	5.2-1	5.2.1	vol 4, sect 4.12.2
Outputs as a Results of DICs LSN, LSR			
Error Conditions	5.2-3	5.2.5.b.(2)	vols 8/9, DIC KRE
Matched Stock Number Assigned by Another NATO Country (Screening)	5.2-5	5.2.5.b.(4)	vols 8/9, DIC KMN
Match Result	5.2-5	5.2.5.b.(4)	vols 8/9, DICs KSR, KMR, KMA, KME, KMG, KMH, KMP, KMQ
No-Match Results	5.2-4	5.2.5.b.(3)	vols 8/9, KSR, KNR
Replacement of CAGE Notification	5.2-5	5.2.5.b.(4)(c)	vols 8/9, DICs KSR, KMR
Security Classification Match	5.2-5	5.2.5.b.(4)(d)	vols 8/9, DIC KSR, KMS
Unprocessable Package Preparation/Submission of Transactions	5.2-4 5.2-3	5.2.5.b.(1) 5.2.4	vols 8/9, DIC KRU
Remote Terminal Access			vol 9, DICs LRR, LWN, LWR, vol 16

TITLE	PAGE	NARRATIVE	OTHER REFERENCES
Replacement of Cancelled CAGE Code	5.2-3	5.2.2.j	
Returned Error Conditions	5.2-3	5.2.2.k	
Screening Codes, Types P, S, F	5.2-1, 5.2-2	5.2.2. a, c, d, e	vol 10, table 33
SECURITY CLASSIFIED NIIN	5.1-1	5.1.1.d	
Classified Characteristics Only	5.3-4	5.3.4.b.(2)	
Interrogation by NIIN	5.3-3	5.3.4.a.(4)	
Search by NIIN	5.2-6	5.2.5.c.(3)	
Search by Reference Number	5.2-5	5.2.5.b.(4)(d)	
SEGMENT V DATA, EXTRACT AND EDIT	5.10-1	5.10	vols 8/9/11, DICs LVE, KVE
STANDARDIZATION PREFERRED ITEM DATA	5.2-6	5.2.5.d	vols 8/9, DIC KMT
STATISTICS (Reports Generator Output)	5.9-1	5.9.2	
SUBMITTER CONTROL NUMBER	5.2-1	5.2.1.a.(2)	
SUSPENSE FILE, INTERROGATION OF	5.1-2, 5.3-3	5.1.3.c, 5.3.3.b	
TAILORED DATA PRODUCTS	5.5-1	5.6	
Authorized submitters	5.5-1	5.5.2	
Output	5.5	5.5.4	5-1-C, 5-1-E
Submittal procedures	5.5-1	5.5.3	5-1-A
TDP record layouts			5-1-F THRU 5-1-M