

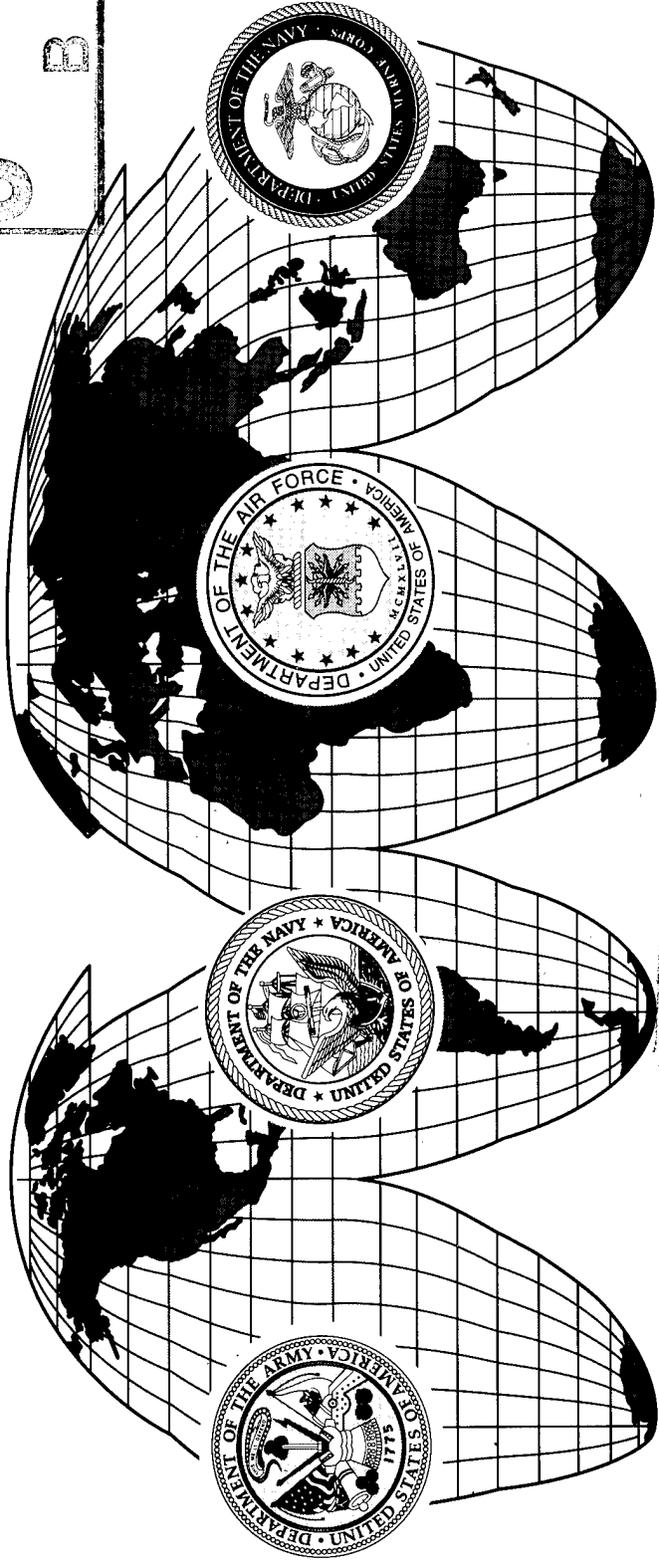
M07 12

Department of Defense

WORLDWIDE U.S. ACTIVE DUTY MILITARY PERSONNEL CASUALTIES

October 1979 through March 1995

DTIC
SELECTED
AUG. 11/1995
B

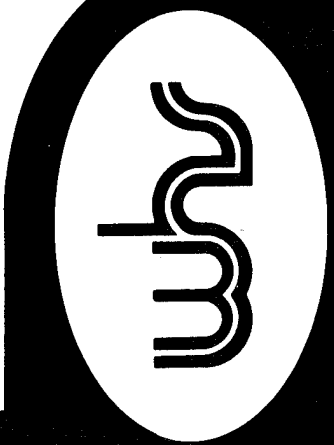


*DISCUSSION STATEMENT A
*Approved for public release
Distribution Unlimited

DTIC QUALITY INSPECTED 8



NSD WASHINGTON HEADQUARTERS SERVICES



DIRECTORATE FOR INFORMATION
OPERATIONS AND REPORTS (DIOR)

19950810 000

Department of Defense

WORLDWIDE U.S. ACTIVE DUTY MILITARY PERSONNEL CASUALTIES

October 1979 through March 1995

(Please See Note on Following Page)

Prepared by
Department of Defense
Washington Headquarters Services
Directorate for Information
Operations and Reports

For sale by the Superintendent of Documents
U.S. Government Printing Office
Washington, DC 20402-9374
Telephone: (202) 512-1800

DTIC/NTIS identification number for this publication is DIOR/M07 - 95/02.

----- NOTE -----

This publication is designed to be used as a planning document and is not a record of day-to-day casualty counts. Since there is a lead time for casualty information to be reported by field activities to the Military Service casualty offices and then to the Office of the Secretary of Defense, the data cannot be used for publication or release as current data. It is imperative that the detailed information and the resulting casualty statistics be treated with the utmost sensitivity.

Since all casualty data, including any changes or modifications, are as reported to the Office of the Secretary of Defense by the respective Military Service casualty offices, inquiries regarding individual casualties or other proposed changes to the data in this publication should be directed to the appropriate Military Service casualty offices:

Department of the Army
U.S. Army Military Personnel Center
ATTN: TAPC-PE-SI
2461 Eisenhower Avenue, Room 912
Alexandria, VA 22331-0483

Department of the Navy
Bureau of Naval Personnel
ATTN: Pers-663, Room 1712
Washington, DC 20370-5663

Department of the Air Force
Headquarters Air Force Military Personnel Center
ATTN: DPMC
Randolph Air Force Base, TX 78150-6001

Commandant of the Marine Corps
Code MHP-10
Washington, DC 20380-0001

By _____	
Distribution/ _____	
Availability Codes _____	
Date _____	Avail and/or _____
A-1	

FOREWORD

This publication provides data on worldwide active duty military personnel casualties as reported during the period October 1979 through March 1995. It is intended to provide summary information for the Office of the Secretary of Defense and various other Department of Defense (DoD) and Federal Government offices. A related list which contains additional detailed data on Military Service, name, pay grade, date of death, and home of record for all active duty military personnel who have died since October 1, 1979, is compiled annually. This list, entitled **Worldwide U.S. Active Duty Military Deaths, Alphabetical Index by Name (ST33)**, is available from the following sources:

For the public

Director
National Technical Information Service
5285 Port Royal Road
Springfield, VA 22161
Phone: (703) 487-4650

For the Federal Government and its contractors

Administrator
Defense Technical Information Center
Cameron Station
Alexandria, VA 22304-6145
Phone: (703) 274-7633

The information has been generated from an automated data base of casualty information, certified and reported monthly by the Military Services. Hence, responsibility for the accuracy of these data is that of each of the reporting Military Services. The reports presented in this publication are based on the reporting requirements set forth in DoD Instruction 1300.18, **Military Personnel Casualty Matters, Policies, and Procedures**, dated December 27, 1991. This publication includes only those personnel casualties reported by date of publication. Subsequent casualty reports will be included in future publications with appropriate adjustments.

TABLE OF CONTENTS

TABLE/FIG.	WORLDWIDE U.S. ACTIVE DUTY MILITARY DEATHS/CASUALTIES	PAGE
	Comparison of Military Personnel Strength and Deaths	
TABLE 1	Total	1
TABLE 1A	Army	2
TABLE 1B	Navy	3
TABLE 1C	Air Force.....	4
TABLE 1D	Marine Corps.....	5
FIGURE 1	Comparison of Military Personnel Strength and Deaths.....	6
TABLE 2	By Casualty Group and Military Service - October 1979 through March 1995.....	7
FIGURE 2	Nonhostile Deaths by Manner Per 100,000 Strength	8
TABLE 3	By Casualty Type and Military Service	
	October 1994 through March 1995	9
	Fiscal Year 1994	10
	Fiscal Year 1993	11
	Fiscal Year 1992	12
	Fiscal Year 1991	13
	Fiscal Year 1990	14
	Fiscal Year 1989	15
	Fiscal Year 1988	16
	Fiscal Year 1987	17
	Fiscal Year 1986	18
	Fiscal Year 1985	19
	Fiscal Year 1984	20
	Fiscal Year 1983	21
	Fiscal Year 1982	22
	Fiscal Year 1981	23
	Fiscal Year 1980	24

TABLE	WORLDWIDE U.S. ACTIVE DUTY MILITARY DEATHS/CASUALTIES OCTOBER 1979 THROUGH MARCH 1995	PAGE
TABLE 4	By Home State of Record and Military Service	25
TABLE 5	By Pay Grade and Race	28
TABLE 6	By Pay Grade and Military Service	29
TABLE 7	By Attained Age and Military Service	30
TABLE 8	By Place of Casualty and Military Service	32
TABLE 9	By Place of Casualty and Casualty Group	38
TABLE 10	Selected Military Operations and Incidents	44
GLOSSARY OF TERMS		45

**TABLE 1
WORLDWIDE U. S. ACTIVE DUTY MILITARY DEATHS
COMPARISON OF MILITARY PERSONNEL STRENGTH AND DEATHS**

TOTAL

Fiscal Year As Of September 30	Military Personnel Strength	Deaths Reported	Deaths Per 100,000
1980	2,050,627	2,391	117
1981	2,082,560	2,420	116
1982	2,108,612	2,310	110
1983	2,123,349	2,202	104
1984	2,138,157	2,311	108
1985	2,151,032	2,015	94
1986	2,169,112	2,241	103
1987	2,174,217	1,991	92
1988	2,138,213	1,845	86
1989	2,130,229	1,678	79
1990	2,043,705	1,526	75
1991	1,984,967	1,787	90
1992	1,807,177	1,332	74
1993	1,705,103	1,244	73
1994	1,610,490	1,107	69

Prepared by: Washington Headquarters Services
Directorate for Information
Operations and Reports

TABLE 1A
WORLDWIDE U. S. ACTIVE DUTY MILITARY DEATHS
COMPARISON OF MILITARY PERSONNEL STRENGTH AND DEATHS

ARMY

Fiscal Year As Of September 30	Military Personnel Strength	Deaths Reported	Deaths Per 100,000
1980	777,036	890	115
1981	781,419	946	121
1982	780,391	954	122
1983	779,643	831	107
1984	780,180	806	103
1985	780,787	824	106
1986	780,980	1,036	133
1987	780,815	764	98
1988	771,847	702	91
1989	769,741	597	78
1990	732,403	632	86
1991	710,233	761	107
1992	610,450	490	80
1993	572,423	468	82
1994	541,343	492	91

Prepared by: Washington Headquarters Services
 Directorate for Information
 Operations and Reports

TABLE 1B
WORLDWIDE U. S. ACTIVE DUTY MILITARY DEATHS
COMPARISON OF MILITARY PERSONNEL STRENGTH AND DEATHS

NAVY

Fiscal Year As Of September 30	Military Personnel Strength	Deaths Reported	Deaths Per 100,000
1980	527,153	693	131
1981	540,219	641	119
1982	552,996	562	102
1983	557,573	617	111
1984	564,638	583	103
1985	570,705	538	94
1986	581,119	544	94
1987	586,842	602	103
1988	592,570	560	95
1989	592,652	524	88
1990	579,417	430	74
1991	570,262	505	89
1992	541,883	415	77
1993	509,950	374	73
1994	468,662	274	58

Prepared by: Washington Headquarters Services
 Directorate for Information
 Operations and Reports

TABLE 1C
WORLDWIDE U. S. ACTIVE DUTY MILITARY DEATHS
COMPARISON OF MILITARY PERSONNEL STRENGTH AND DEATHS

AIR FORCE

Fiscal Year As Of September 30	Military Personnel Strength	Deaths Reported	Deaths Per 100,000
1980	557,969	520	93
1981	570,302	564	99
1982	582,845	543	93
1983	592,044	491	83
1984	597,125	465	78
1985	601,515	427	71
1986	608,199	429	71
1987	607,035	426	70
1988	576,446	385	67
1989	570,880	337	59
1990	535,233	302	57
1991	510,432	297	58
1992	470,315	251	53
1993	444,351	243	55
1994	426,327	222	52

Prepared by: Washington Headquarters Services
 Directorate for Information
 Operations and Reports

TABLE 1D
WORLDWIDE U. S. ACTIVE DUTY MILITARY DEATHS
COMPARISON OF MILITARY PERSONNEL STRENGTH AND DEATHS

MARINE CORPS

Fiscal Year As Of September 30	Military Personnel Strength	Deaths Reported	Deaths Per 100,000
1980	188,469	288	153
1981	190,620	269	141
1982	192,380	251	130
1983	194,089	263	136
1984	196,214	457	233
1985	198,025	226	114
1986	198,814	232	117
1987	199,525	199	100
1988	197,350	198	100
1989	196,956	220	112
1990	196,652	162	82
1991	194,040	224	115
1992	184,529	176	95
1993	178,379	159	89
1994	174,158	119	68

Prepared by: Washington Headquarters Services
 Directorate for Information
 Operations and Reports

**WORLDWIDE U.S. ACTIVE DUTY MILITARY DEATHS
COMPARISON OF MILITARY PERSONNEL STRENGTH AND DEATHS**



Prepared by: Washington Headquarters Services
Directorate for Information Operations and Reports

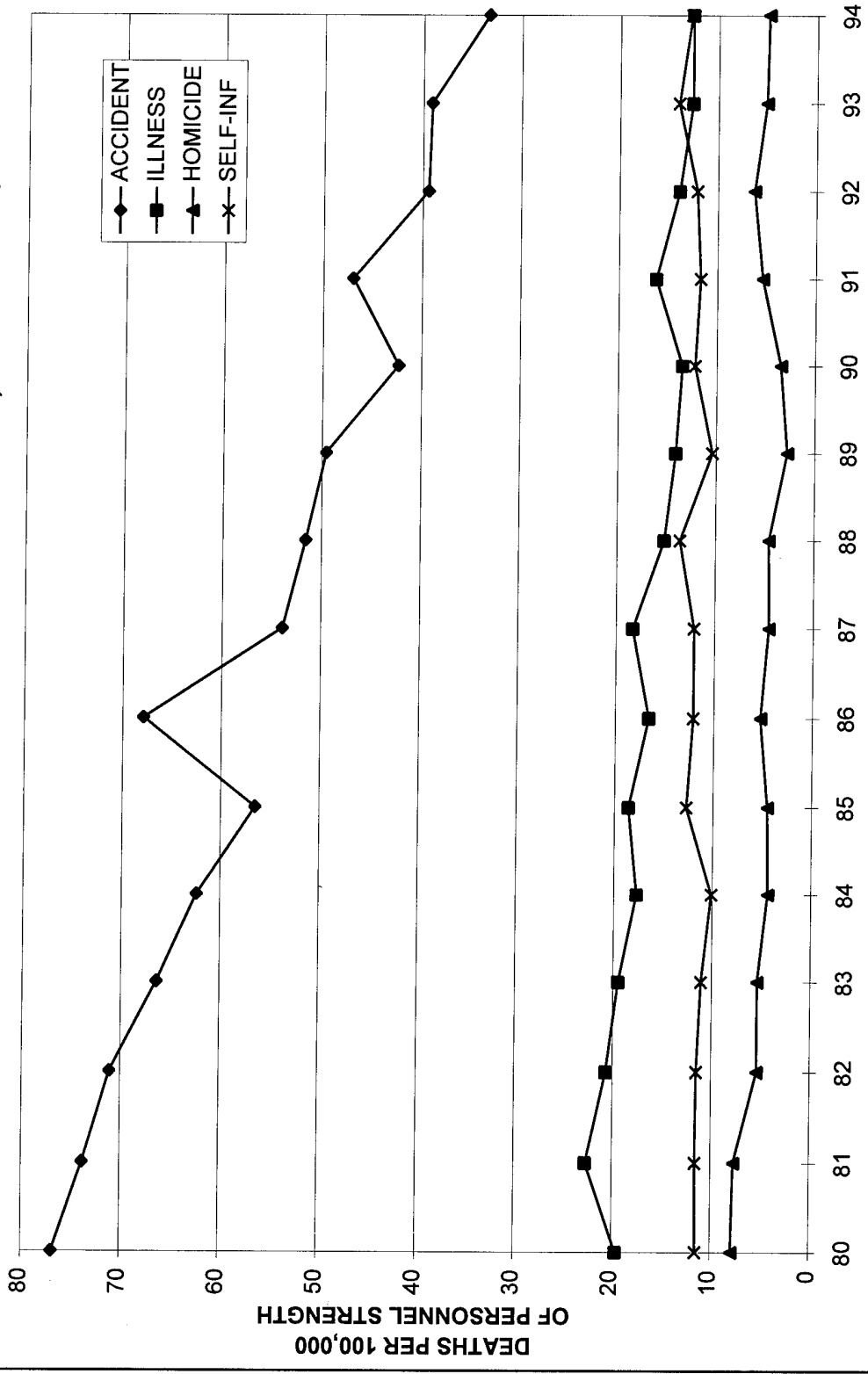
FIGURE 1

**TABLE 2
WORLDWIDE U. S. ACTIVE DUTY MILITARY CASUALTIES
BY CASUALTY GROUP AND MILITARY SERVICE
OCTOBER 1979 THROUGH MARCH 1995**

CASUALTY GROUP		USA	USN	USAF	USMC	TOTAL
DEATHS	HOSTILE	130	75	22	261	488
	- Killed in Action	6	1	0	5	12
	Died While Missing	0	0	0	1	1
	Died While Captured	0	1	0	0	1
	Died In Terrorist Action	27	0	0	2	29
	TOTAL	163	77	22	269	531
	NONHOSTILE	6,762	4,895	3,450	2,226	17,333
	- Accident	2,237	1,374	1,306	317	5,234
	Illness	730	430	219	216	1,595
	Homicide	1,416	941	977	411	3,745
Self Inflicted	65	261	40	83	449	
Pending/Undetermined	11,210	7,901	5,992	3,253	28,356	
TOTAL DEATHS	11,373	7,978	6,014	3,522	28,887	
MISSING	HOSTILE	0	0	0	0	0
	- Missing in Action	0	0	0	0	0
	Captured/Interned	0	0	0	0	0
TOTAL MISSING	0	0	0	0	0	
RETURNED TO MILITARY CONTROL (RMC)	NONHOSTILE	0	0	0	0	0
	- Missing	0	0	0	0	0
	TOTAL MISSING	0	0	0	0	0
FROM MISSING IN ACTION CAPTURED/OTHER NONHOSTILE MISSING	FROM MISSING IN ACTION	0	0	0	3	3
	Captured/Other	19	9	13	21	62
	Nonhostile Missing	0	0	0	0	0
	TOTAL RMC	19	9	13	24	65

Prepared by: Washington Headquarters Services
Directorate for Information
Operations and Reports

**WORLDWIDE U.S. ACTIVE DUTY MILITARY DEATHS
NONHOSTILE DEATHS BY MANNER PER 100,000 STRENGTH**



Prepared by: Washington Headquarters Services
Directorate for Information Operations and Reports

FIGURE 2

**TABLE 3
 WORLDWIDE U. S. ACTIVE DUTY MILITARY DEATHS
 BY CASUALTY TYPE AND MILITARY SERVICE
 OCTOBER 1994 THROUGH MARCH 1995**

CASUALTY TYPE	USA	USN	USAF	USMC	TOTAL
HOSTILE - Killed in Action	0	0	0	0	0
Died of Wounds	0	0	0	0	0
Died While Missing	0	0	0	0	0
Died While Captured	0	0	0	0	0
Died In Terrorist Action	0	0	0	0	0
TOTAL	0	0	0	0	0
NONHOSTILE - Accident	85	61	44	51	241
Illness	44	17	13	2	76
Homicide	13	4	2	7	26
Self Inflicted	37	20	33	10	100
Pending/Undetermined	1	14	20	9	44
TOTAL	180	116	112	79	487
TOTAL DEATHS	180	116	112	79	487

Prepared by: Washington Headquarters Services
 Directorate for Information
 Operations and Reports

TABLE 3
WORLDWIDE U. S. ACTIVE DUTY MILITARY DEATHS
BY CASUALTY TYPE AND MILITARY SERVICE
FISCAL YEAR 1994

CASUALTY TYPE	USA	USN	USAF	USMC	TOTAL
HOSTILE - Killed in Action	0	0	0	0	0
Died of Wounds	0	0	0	0	0
Died While Missing	0	0	0	0	0
Died While Captured	0	0	0	0	0
Died In Terrorist Action	19	0	0	0	19
TOTAL	19	0	0	0	19
NONHOSTILE - Accident	239	132	104	67	542
Illness	101	49	46	14	210
Homicide	43	20	10	9	82
Self Inflicted	88	55	58	22	223
Pending/Undetermined	2	18	4	7	31
TOTAL	473	274	222	119	1,088
TOTAL DEATHS	492	274	222	119	1,107

Prepared by: Washington Headquarters Services
 Directorate for Information
 Operations and Reports

**TABLE 3
 WORLDWIDE U. S. ACTIVE DUTY MILITARY DEATHS
 BY CASUALTY TYPE AND MILITARY SERVICE
 FISCAL YEAR 1993**

CASUALTY TYPE	USA	USN	USAF	USMC	TOTAL
HOSTILE - Killed in Action	0	0	0	0	0
Died of Wounds	0	0	0	0	0
Died While Missing	0	0	0	0	0
Died While Captured	0	0	0	0	0
Died In Terrorist Action	8	0	0	2	10
TOTAL	8	0	0	2	10
NONHOSTILE - Accident	245	206	121	94	666
Illness	84	67	54	10	215
Homicide	44	24	7	12	87
Self Inflicted	84	60	60	36	240
Pending/Undetermined	3	17	1	5	26
TOTAL	460	374	243	157	1,234
TOTAL DEATHS	468	374	243	159	1,244

Prepared by: Washington Headquarters Services
 Directorate for Information Operations and Reports

TABLE 3
WORLDWIDE U. S. ACTIVE DUTY MILITARY DEATHS
BY CASUALTY TYPE AND MILITARY SERVICE
FISCAL YEAR 1992

CASUALTY TYPE	USA	USN	USAF	USMC	TOTAL
HOSTILE					
- Killed in Action	1	0	0	0	1
Died of Wounds	0	0	0	0	0
Died While Missing	0	0	0	0	0
Died While Captured	0	0	0	0	0
Died In Terrorist Action	0	0	0	0	0
TOTAL	1	0	0	0	1
NONHOSTILE - Accident	247	223	129	113	712
Illness	105	73	53	21	252
Homicide	47	39	12	15	112
Self Inflicted	86	60	53	20	219
Pending/Undetermined	4	20	4	7	35
TOTAL	489	415	251	176	1,331
TOTAL DEATHS	490	415	251	176	1,332

Prepared by: Washington Headquarters Services
 Directorate for Information
 Operations and Reports

**TABLE 3
 WORLDWIDE U. S. ACTIVE DUTY MILITARY DEATHS
 BY CASUALTY TYPE AND MILITARY SERVICE
 FISCAL YEAR 1991**

CASUALTY TYPE	USA	USN	USAF	USMC	TOTAL
HOSTILE - Killed in Action	96	6	20	22	144
Died of Wounds	2	0	0	2	4
Died While Missing	0	0	0	0	0
Died While Captured	0	0	0	0	0
Died In Terrorist Action	0	0	0	0	0
TOTAL	98	6	20	24	148
NONHOSTILE - Accident	369	294	127	141	931
Illness	151	87	64	20	322
Homicide	40	38	18	12	108
Self Inflicted	97	52	62	21	232
Pending/Undetermined	6	28	6	6	46
TOTAL	663	499	277	200	1,639
TOTAL DEATHS	761	505	297	224	1,787

Prepared by: Washington Headquarters Services
 Directorate for Information
 Operations and Reports

TABLE 3
WORLDWIDE U. S. ACTIVE DUTY MILITARY DEATHS
BY CASUALTY TYPE AND MILITARY SERVICE
FISCAL YEAR 1990

CASUALTY TYPE	USA	USN	USAF	USMC	TOTAL
HOSTILE - Killed in Action	15	4	0	1	20
Died of Wounds	3	0	0	0	3
Died While Missing	0	0	0	1	1
Died While Captured	0	0	0	0	0
Died In Terrorist Action	0	0	0	0	0
TOTAL	18	4	0	2	24
NONHOSTILE - Accident	357	243	164	100	864
Illness	123	73	69	10	275
Homicide	25	23	10	13	71
Self Inflicted	104	55	58	33	250
Pending/Undetermined	5	32	1	4	42
TOTAL	614	426	302	160	1,502
TOTAL DEATHS	632	430	302	162	1,526

Prepared by: Washington Headquarters Services
 Directorate for Information
 Operations and Reports

**TABLE 3
 WORLDWIDE U. S. ACTIVE DUTY MILITARY DEATHS
 BY CASUALTY TYPE AND MILITARY SERVICE
 FISCAL YEAR 1989**

CASUALTY TYPE	USA	USN	USAF	USMC	TOTAL
HOSTILE - Killed in Action	0	0	0	0	0
Died of Wounds	0	0	0	0	0
Died While Missing	0	0	0	0	0
Died While Captured	0	0	0	0	0
Died In Terrorist Action	0	0	0	0	0
TOTAL	0	0	0	0	0
NONHOSTILE - Accident	375	343	175	164	1,057
Illness	107	81	96	17	301
Homicide	23	24	6	6	59
Self Inflicted	76	57	59	29	221
Pending/Undetermined	16	19	1	4	40
TOTAL	597	524	337	220	1,678
TOTAL DEATHS	597	524	337	220	1,678

Prepared by: Washington Headquarters Services
 Directorate for Information
 Operations and Reports

TABLE 3
WORLDWIDE U. S. ACTIVE DUTY MILITARY DEATHS
BY CASUALTY TYPE AND MILITARY SERVICE
FISCAL YEAR 1988

CASUALTY TYPE	USA	USN	USAF	USMC	TOTAL
HOSTILE					
- Killed in Action	0	2	0	0	2
Died of Wounds	0	1	0	0	1
Died While Missing	0	0	0	0	0
Died While Captured	0	0	0	0	0
Died In Terrorist Action	0	0	0	0	0
TOTAL	0	3	0	0	3
NONHOSTILE - Accident	422	348	199	135	1,104
Illness	138	93	70	23	324
Homicide	42	28	18	11	99
Self Inflicted	97	71	98	25	291
Pending/Undetermined	3	17	0	4	24
TOTAL	702	557	385	198	1,842
TOTAL DEATHS	702	560	385	198	1,845

Prepared by: Washington Headquarters Services
 Directorate for Information
 Operations and Reports

TABLE 3
WORLDWIDE U. S. ACTIVE DUTY MILITARY DEATHS
BY CASUALTY TYPE AND MILITARY SERVICE
FISCAL YEAR 1987

CASUALTY TYPE	USA	USN	USAF	USMC	TOTAL
HOSTILE - Killed in Action	1	37	0	0	38
Died of Wounds	0	0	0	0	0
Died While Missing	0	0	0	0	0
Died While Captured	0	0	0	0	0
Died In Terrorist Action	0	0	0	0	0
TOTAL	1	37	0	0	38
NONHOSTILE - Accident	465	326	244	136	1,171
Illness	162	116	93	26	397
Homicide	52	23	9	13	97
Self Inflicted	82	83	79	19	263
Pending/Undetermined	2	17	1	5	25
TOTAL	763	565	426	199	1,953
TOTAL DEATHS	764	602	426	199	1,991

Prepared by: Washington Headquarters Services
 Directorate for Information
 Operations and Reports

**TABLE 3
 WORLDWIDE U. S. ACTIVE DUTY MILITARY DEATHS
 BY CASUALTY TYPE AND MILITARY SERVICE
 FISCAL YEAR 1986**

CASUALTY TYPE	USA	USN	USAF	USMC	TOTAL
HOSTILE - Killed in Action	0	0	2	0	2
Died of Wounds	0	0	0	0	0
Died While Missing	0	0	0	0	0
Died While Captured	0	0	0	0	0
Died In Terrorist Action	0	0	0	0	0
TOTAL	0	0	2	0	2
NONHOSTILE - Accident	722	339	258	154	1,473
Illness	151	92	85	31	359
Homicide	48	27	26	13	114
Self Inflicted	110	67	58	27	262
Pending/Undetermined	5	19	0	7	31
TOTAL	1,036	544	427	232	2,239
TOTAL DEATHS	1,036	544	429	232	2,241

Prepared by: Washington Headquarters Services
 Directorate for Information
 Operations and Reports

**TABLE 3
 WORLDWIDE U. S. ACTIVE DUTY MILITARY DEATHS
 BY CASUALTY TYPE AND MILITARY SERVICE
 FISCAL YEAR 1985**

CASUALTY TYPE	USA	USN	USAF	USMC	TOTAL
HOSTILE - Killed in Action	0	0	0	4	4
Died of Wounds	0	0	0	0	0
Died While Missing	0	0	0	0	0
Died While Captured	0	1	0	0	1
Died In Terrorist Action	0	0	0	0	0
TOTAL	0	1	0	4	5
NONHOSTILE - Accident	483	327	243	162	1,215
Illness	163	110	108	19	400
Homicide	52	25	9	11	97
Self Inflicted	123	57	67	26	273
Pending/Undetermined	3	18	0	4	25
TOTAL	824	537	427	222	2,010
TOTAL DEATHS	824	538	427	226	2,015

Prepared by: Washington Headquarters Services
 Directorate for Information
 Operations and Reports

**TABLE 3
 WORLDWIDE U. S. ACTIVE DUTY MILITARY DEATHS
 BY CASUALTY TYPE AND MILITARY SERVICE
 FISCAL YEAR 1984**

CASUALTY TYPE	USA	USN	USAF	USMC	TOTAL
HOSTILE					
- Killed in Action	16	25	0	230	271
Died of Wounds	1	0	0	2	3
Died While Missing	0	0	0	0	0
Died While Captured	0	0	0	0	0
Died In Terrorist Action	0	0	0	0	0
TOTAL	17	25	0	232	274
NONHOSTILE - Accident	504	362	301	168	1,335
Illness	162	106	92	19	379
Homicide	42	23	19	10	94
Self Inflicted	79	59	53	24	215
Pending/Undetermined	2	8	0	4	14
TOTAL	789	558	465	225	2,037
TOTAL DEATHS	806	583	465	457	2,311

Prepared by: Washington Headquarters Services
 Directorate for Information Operations and Reports

TABLE 3
WORLDWIDE U. S. ACTIVE DUTY MILITARY DEATHS
BY CASUALTY TYPE AND MILITARY SERVICE
FISCAL YEAR 1983

CASUALTY TYPE	USA	USN	USAF	USMC	TOTAL
HOSTILE - Killed in Action	0	1	0	4	5
Died of Wounds	0	0	0	1	1
Died While Missing	0	0	0	0	0
Died While Captured	0	0	0	0	0
Died In Terrorist Action	0	0	0	0	0
TOTAL	0	1	0	5	6
NONHOSTILE - Accident	518	403	311	177	1,409
Illness	174	101	111	27	413
Homicide	57	36	7	14	114
Self Inflicted	79	65	61	30	235
Pending/Undetermined	3	11	1	10	25
TOTAL	831	616	491	258	2,196
TOTAL DEATHS	831	617	491	263	2,202

Prepared by: Washington Headquarters Services
 Directorate for Information
 Operations and Reports

**TABLE 3
 WORLDWIDE U. S. ACTIVE DUTY MILITARY DEATHS
 BY CASUALTY TYPE AND MILITARY SERVICE
 FISCAL YEAR 1982**

CASUALTY TYPE	USA	USN	USAF	USMC	TOTAL
HOSTILE - Killed in Action	0	0	0	0	0
Died of Wounds	0	0	0	0	0
Died While Missing	0	0	0	0	0
Died While Captured	0	0	0	0	0
Died In Terrorist Action	0	0	0	0	0
TOTAL	0	0	0	0	0
NONHOSTILE - Accident	590	385	349	176	1,500
Illness	201	90	117	29	437
Homicide	58	22	17	16	113
Self Inflicted	99	56	60	28	243
Pending/Undetermined	6	9	0	2	17
TOTAL	954	562	543	251	2,310
TOTAL DEATHS	954	562	543	251	2,310

Prepared by: Washington Headquarters Services
 Directorate for Information
 Operations and Reports

TABLE 3
WORLDWIDE U. S. ACTIVE DUTY MILITARY DEATHS
BY CASUALTY TYPE AND MILITARY SERVICE
FISCAL YEAR 1981

CASUALTY TYPE	USA	USN	USAF	USMC	TOTAL
HOSTILE					
- Killed in Action	0	0	0	0	0
Died of Wounds	0	0	0	0	0
Died While Missing	0	0	0	0	0
Died While Captured	0	0	0	0	0
Died In Terrorist Action	0	0	0	0	0
TOTAL	0	0	0	0	0
NONHOSTILE - Accident	569	426	359	182	1,536
Illness	207	117	120	29	473
Homicide	79	31	27	23	160
Self Inflicted	89	63	57	33	242
Pending/Undetermined	2	4	1	2	9
TOTAL	946	641	564	269	2,420
TOTAL DEATHS	946	641	564	269	2,420

Prepared by: Washington Headquarters Services
 Directorate for Information
 Operations and Reports

**TABLE 3
WORLDWIDE U. S. ACTIVE DUTY MILITARY DEATHS
BY CASUALTY TYPE AND MILITARY SERVICE
FISCAL YEAR 1980**

CASUALTY TYPE	USA	USN	USAF	USMC	TOTAL
HOSTILE					
- Killed in Action	1	0	0	0	1
Died of Wounds	0	0	0	0	0
Died While Missing	0	0	0	0	0
Died While Captured	0	0	0	0	0
Died In Terrorist Action	0	0	0	0	0
TOTAL	1	0	0	0	1
NONHOSTILE - Accident	572	477	322	206	1,577
Illness	164	102	115	20	401
Homicide	65	43	22	31	161
Self Inflicted	86	61	61	28	236
Pending/Undetermined	2	10	0	3	15
TOTAL	889	693	520	288	2,390
TOTAL DEATHS	890	693	520	288	2,391

Prepared by: Washington Headquarters Services
Directorate for Information
Operations and Reports

TABLE 4
WORLDWIDE U. S. ACTIVE DUTY MILITARY DEATHS
BY HOME STATE OF RECORD AND MILITARY SERVICE
OCTOBER 1979 THROUGH MARCH 1995

HOME STATE OF RECORD	USA	USN	USAF	USMC	TOTAL
ALABAMA	311	158	123	63	655
ALASKA	44	9	7	1	61
ARIZONA	118	117	82	66	383
ARKANSAS	182	62	63	34	341
CALIFORNIA	801	698	525	323	2,347
COLORADO	137	119	73	47	376
CONNECTICUT	116	86	74	43	319
DELAWARE	42	33	16	8	99
DISTRICT OF COLUMBIA	49	19	13	9	90
FLORIDA	615	431	326	196	1,568
GEORGIA	382	226	135	77	820
HAWAII	47	33	34	5	119
IDAHO	62	43	32	22	159
ILLINOIS	459	314	276	188	1,237
INDIANA	285	166	158	77	686
IOWA	130	90	66	44	330
KANSAS	112	94	75	24	305
KENTUCKY	193	84	92	58	427
LOUISIANA	205	125	110	68	508
MAINE	70	53	39	28	190
MARYLAND	222	156	87	73	538
MASSACHUSETTS	192	153	137	73	555
MICHIGAN	404	348	185	143	1,080
MINNESOTA	174	146	110	57	487
MISSISSIPPI	198	83	70	32	383

Prepared by: Washington Headquarters Services
 Directorate for Information
 Operations and Reports

TABLE 4
WORLDWIDE U. S. ACTIVE DUTY MILITARY DEATHS
BY HOME STATE OF RECORD AND MILITARY SERVICE
OCTOBER 1979 THROUGH MARCH 1995

HOME STATE OF RECORD	USA	USN	USAF	USMC	TOTAL
MISSOURI	242	189	159	77	667
MONTANA	51	38	31	9	129
NEBRASKA	73	63	61	27	224
NEVADA	42	30	16	12	100
NEW HAMPSHIRE	51	37	38	14	140
NEW JERSEY	223	219	121	110	673
NEW MEXICO	88	92	64	31	275
NEW YORK	642	528	380	258	1,808
NORTH CAROLINA	435	195	155	94	879
NORTH DAKOTA	29	17	24	14	84
OHIO	471	370	293	174	1,308
OKLAHOMA	162	93	71	36	362
OREGON	123	132	78	33	366
PENNSYLVANIA	541	422	356	195	1,514
RHODE ISLAND	32	32	34	15	113
SOUTH CAROLINA	255	143	102	63	563
SOUTH DAKOTA	37	32	28	3	100
TENNESSEE	272	186	122	58	638
TEXAS	803	484	417	213	1,917
UTAH	58	29	38	12	137
VERMONT	30	18	14	8	70
VIRGINIA	393	215	123	111	842
WASHINGTON	219	180	125	72	596
WEST VIRGINIA	107	60	62	30	259
WISCONSIN	167	143	97	76	483

Prepared by: Washington Headquarters Services
 Directorate for Information Operations and Reports

TABLE 4
WORLDWIDE U. S. ACTIVE DUTY MILITARY DEATHS
BY HOME STATE OF RECORD AND MILITARY SERVICE
OCTOBER 1979 THROUGH MARCH 1995

HOME STATE OF RECORD	USA	USN	USAF	USMC	TOTAL
WYOMING	27	21	15	5	68
TOTAL DEATHS(BY STATE)	11,123	7,814	5,932	3,509	28,378
OTHER	250	164	82	13	509
TOTAL DEATHS	11,373	7,978	6,014	3,522	28,887

Prepared by: Washington Headquarters Services
 Directorate for Information
 Operations and Reports

TABLE 5
WORLDWIDE U. S. ACTIVE DUTY MILITARY DEATHS
BY PAY GRADE AND RACE
OCTOBER 1979 THROUGH MARCH 1995

RANK / GRADE	White	Black	Asian	Other	TOTAL
GEN OF THE ARMY - FLEET ADM	1	0	0	0	1
GENERAL - ADMIRAL	2	0	0	0	2
LT GENERAL - VICE ADMIRAL	4	0	0	0	4
MAJ GENERAL - REAR ADMIRAL(U)	8	0	0	0	8
BRIG GENERAL - REAR ADM(L)/COMMODORE	9	0	0	0	9
COLONEL - CAPTAIN	218	3	0	2	223
LIEUTENANT COL - COMMANDER	389	14	2	5	410
MAJOR - LT COMMANDER	582	23	2	8	615
CAPTAIN - LIEUTENANT	1,082	64	5	10	1,161
1st LIEUTENANT - LIEUTENANT(JG)	536	25	3	12	576
2nd LIEUTENANT - ENSIGN	301	30	2	5	338
W04 CHIEF WARRANT OFFICER	88	2	1	1	92
W03 CHIEF WARRANT OFFICER	97	10	1	2	110
W02 CHIEF WARRANT OFFICER	142	9	0	5	156
W01 WARRANT OFFICER	62	1	0	2	65
TOTAL OFFICERS	3,521	181	16	52	3,770
E-09	266	40	4	9	319
E-08	453	107	9	12	581
E-07	1,450	299	24	40	1,813
E-06	2,166	621	63	87	2,937
E-05	3,096	1,016	50	129	4,291
E-04	4,563	1,365	50	201	6,179
E-03	3,833	983	50	175	5,041
E-02	1,893	409	18	77	2,397
E-01	1,090	334	14	47	1,485
TOTAL ENLISTED	18,810	5,174	282	777	25,043
TOTAL CADETS	67	5	1	1	74
TOTAL DEATHS FOR ALL GRADES	22,398	5,360	299	830	28,887

Prepared by: Washington Headquarters Services
 Directorate for Information
 Operations and Reports

**TABLE 6
WORLDWIDE U. S. ACTIVE DUTY MILITARY DEATHS
BY PAY GRADE AND MILITARY SERVICE
OCTOBER 1979 THROUGH MARCH 1995**

RANK / GRADE	USA	USN	USAF	USMC	TOTAL
GEN OF THE ARMY - FLEET ADM	1	0	0	0	1
GENERAL - ADMIRAL	0	1	1	0	2
LT GENERAL - VICE ADMIRAL	0	1	2	1	4
MAJ GENERAL - REAR ADMIRAL(U)	4	3	1	0	8
BRIG GENERAL - REAR ADM(L)/COMMODORE	6	0	3	0	9
COLONEL - CAPTAIN	80	55	75	13	223
LIEUTENANT COL - COMMANDER	129	111	147	23	410
MAJOR - LT COMMANDER	140	192	225	58	615
CAPTAIN - LIEUTENANT	239	292	481	149	1,161
1st LIEUTENANT - LIEUTENANT(JG)	143	163	159	111	576
2nd LIEUTENANT - ENSIGN	91	113	106	28	338
W04 CHIEF WARRANT OFFICER	71	17	0	4	92
W03 CHIEF WARRANT OFFICER	95	10	0	5	110
W02 CHIEF WARRANT OFFICER	140	8	0	8	156
W01 WARRANT OFFICER	61	0	0	4	65
TOTAL OFFICERS	1,200	966	1,200	404	3,770
E-09	114	93	71	41	319
E-08	249	147	141	44	581
E-07	829	427	455	102	1,813
E-06	1,235	905	616	181	2,937
E-05	1,708	1,262	909	412	4,291
E-04	2,912	1,530	1,119	618	6,179
E-03	1,570	1,339	1,042	1,090	5,041
E-02	913	761	306	417	2,397
E-01	619	514	139	213	1,485
TOTAL ENLISTED	10,149	6,978	4,798	3,118	25,043
TOTAL CADETS	24	34	16	0	74
TOTAL DEATHS FOR ALL GRADES	11,373	7,978	6,014	3,522	28,887

Prepared by: Washington Headquarters Services
Directorate for Information
Operations and Reports

TABLE 7
WORLDWIDE U. S. ACTIVE DUTY MILITARY DEATHS
BY ATTAINED AGE AND MILITARY SERVICE
OCTOBER 1979 THROUGH MARCH 1995

ATTAINED AGE	USA	USN	USAF	USMC	TOTAL
17	39	21	5	12	77
18	357	227	98	133	815
19	887	604	290	380	2,161
20	1,093	816	408	518	2,835
21	1,110	804	417	500	2,831
22	868	714	394	363	2,339
23	724	544	359	258	1,885
24	607	462	339	182	1,590
25	508	417	264	171	1,360
26	494	319	261	144	1,218
27	435	312	243	117	1,107
28	393	273	228	102	996
29	328	215	207	87	837
30	263	225	190	86	764
31	305	173	166	52	696
32	255	166	185	51	657
33	212	162	169	48	591
34	209	140	178	36	563
35	214	144	167	39	564
36	203	150	169	26	548
37	215	155	170	36	576
38	195	124	150	26	495
39	178	115	148	26	467
40	165	96	128	17	406
41	161	87	120	23	391

Prepared by: Washington Headquarters Services
 Directorate for Information
 Operations and Reports

TABLE 7
WORLDWIDE U. S. ACTIVE DUTY MILITARY DEATHS
BY ATTAINED AGE AND MILITARY SERVICE
OCTOBER 1979 THROUGH MARCH 1995

ATTAINED AGE	USA	USN	USAF	USMC	TOTAL
42	146	82	90	18	336
43	105	79	86	15	285
44	87	56	62	6	211
45	92	60	56	14	222
46	79	48	51	8	186
47	71	42	46	7	166
48	59	21	24	2	106
49	53	22	24	6	105
50	50	25	24	2	101
51 AND OVER	213	78	98	11	400
TOTAL DEATHS	11,373	7,978	6,014	3,522	28,887

Prepared by: Washington Headquarters Services
 Directorate for Information
 Operations and Reports

TABLE 8
 WORLDWIDE U. S. ACTIVE DUTY MILITARY DEATHS
 BY PLACE OF CASUALTY AND MILITARY SERVICE
 OCTOBER 1979 THROUGH MARCH 1995

PLACE OF CASUALTY	USA	USN	USAF	USMC	TOTAL
ADRIATIC SEA	0	1	1	0	2
AEGEAN SEA	3	3	0	0	6
AFGHANISTAN	1	0	0	0	1
ANDAMAN SEA	0	1	0	0	1
ANTARCTICA	0	4	0	0	4
ANTIGUA & BARBUDA	1	0	0	0	1
ARABIAN SEA	0	19	0	11	30
ARGENTINA	0	1	0	0	1
AUSTRALIA	1	10	5	1	17
AUSTRIA	2	0	1	0	3
BAHAMAS, THE	0	3	0	0	3
BAHRAIN	1	10	1	1	13
BARBADOS	1	0	0	0	1
BAY OF BENGAL	0	1	0	0	1
BELARUS	0	0	1	0	1
BELGIUM	18	4	14	0	36
BERMUDA	1	7	0	1	9
BLACK SEA	1	0	0	0	1
BOLIVIA	1	0	0	2	3
BRAZIL	0	2	0	0	2
BRITISH INDIAN OCEAN TERRITORY	0	13	0	0	13
BRITISH VIRGIN ISLANDS	0	1	0	0	1
BULGARIA	0	0	0	1	1
CANADA	255	12	19	1	287
CARIBBEAN SEA	0	19	0	1	20
CHILE	1	0	0	0	1

Prepared by: Washington Headquarters Services
 Directorate for Information
 Operations and Reports

TABLE 8
WORLDWIDE U. S. ACTIVE DUTY MILITARY DEATHS
BY PLACE OF CASUALTY AND MILITARY SERVICE
OCTOBER 1979 THROUGH MARCH 1995

PLACE OF CASUALTY	USA	USN	USAF	USMC	TOTAL
CLASSIFIED LOCATION	0	0	1	0	1
COLOMBIA	3	1	0	1	5
COSTA RICA	0	1	0	0	1
CUBA	1	22	0	6	29
CYPRUS	0	0	0	1	1
CZECH REPUBLIC	1	0	0	0	1
CZECHOSLOVAKIA	1	0	0	0	1
DENMARK	1	1	2	0	4
DJIBOUTI	0	0	0	1	1
DRAKE PASSAGE	0	4	1	0	5
EAST CHINA SEA	0	0	3	0	3
EASTERN MEDITERRANEAN	0	33	2	6	41
ECUADOR	4	0	0	0	4
EGYPT	21	1	18	0	40
EL SALVADOR	15	1	2	5	23
ETHIOPIA	0	0	0	1	1
FINLAND	1	0	0	0	1
FRANCE	7	10	3	11	31
FRENCH SOUTHERN AND ANTARCTIC LA	0	2	0	0	2
GERMANY	1,987	23	352	4	2,366
GIBRALTAR	1	0	0	0	1
GREECE	3	24	17	0	44
GREENLAND	0	0	1	0	1
GRENADA	12	0	0	4	16
GUATEMALA	3	0	0	0	3
GULF OF MEXICO	0	12	10	1	23

Prepared by: Washington Headquarters Services
 Directorate for Information
 Operations and Reports

TABLE 8
WORLDWIDE U. S. ACTIVE DUTY MILITARY DEATHS
BY PLACE OF CASUALTY AND MILITARY SERVICE
OCTOBER 1979 THROUGH MARCH 1995

PLACE OF CASUALTY	USA	USN	USAF	USMC	TOTAL
GULF OF OMAN	0	1	0	0	1
GULF OF SIAM	0	0	0	1	1
GULF OF ST. LAWRENCE	0	0	1	0	1
HAITI	3	0	0	0	3
HONDURAS	37	3	7	1	48
HONG KONG	0	5	0	1	6
HUNGARY	0	0	0	1	1
ICELAND	0	6	1	2	9
INDIA	0	0	1	0	1
INDIAN OCEAN	0	62	11	10	83
INDONESIA	0	2	0	0	2
IONIAN SEA	0	5	0	0	5
IRAN	0	0	5	3	8
IRAQ	79	3	3	0	85
IRELAND	0	0	1	0	1
ISRAEL	7	24	2	2	35
ITALY	81	111	82	6	280
JAMAICA	0	3	0	0	3
JAPAN	15	109	95	220	439
KENYA	2	1	0	0	3
KOREA, DEMOCRATIC PEOPLE'S REPUB	3	0	3	1	7
KOREA, REPUBLIC OF (S)	219	9	81	58	367
KUWAIT	10	1	1	14	26
LAKE HURON	0	0	1	0	1
LEBANON	10	23	0	235	268
LUXEMBOURG	0	0	3	0	3

Prepared by: Washington Headquarters Services
 Directorate for Information
 Operations and Reports

TABLE 8
WORLDWIDE U. S. ACTIVE DUTY MILITARY DEATHS
BY PLACE OF CASUALTY AND MILITARY SERVICE
OCTOBER 1979 THROUGH MARCH 1995

PLACE OF CASUALTY	USA	USN	USAF	USMC	TOTAL
MALAYSIA	1	3	0	1	5
MEXICO	6	24	3	10	43
MOROCCO	1	0	0	0	1
NAMIBIA	1	0	0	0	1
NEPAL	1	0	0	0	1
NETHERLANDS	9	0	18	1	28
NETHERLANDS ANTILLES	0	1	1	0	2
NEW ZEALAND	0	1	0	0	1
NORTH ATLANTIC OCEAN	0	191	22	23	236
NORTH PACIFIC OCEAN	0	158	4	7	169
NORTH SEA	0	0	8	5	13
NORWAY	1	0	1	11	13
NORWEGIAN SEA	0	1	0	0	1
OMAN	0	1	2	0	3
OTHER	0	2	0	0	2
PAKISTAN	2	1	2	1	6
PANAMA	131	19	23	6	179
PARAGUAY	3	0	1	0	4
PERSIAN GULF	0	51	15	2	68
PHILIPPINE SEA	0	6	0	0	6
PHILIPPINES	9	121	77	26	233
POLAND	2	1	0	0	3
PORTUGAL	3	2	8	0	13
RED SEA	0	5	0	0	5
SAUDI ARABIA	145	3	14	43	205
SEA OF JAPAN	0	4	1	0	5

Prepared by: Washington Headquarters Services
 Directorate for Information
 Operations and Reports

TABLE 8
WORLDWIDE U. S. ACTIVE DUTY MILITARY DEATHS
BY PLACE OF CASUALTY AND MILITARY SERVICE
OCTOBER 1979 THROUGH MARCH 1995

PLACE OF CASUALTY	USA	USN	USAF	USMC	TOTAL
SINGAPORE	0	2	0	1	3
SLOVAKIA	0	0	1	0	1
SOMALIA	27	0	0	4	31
SOUTH ATLANTIC OCEAN	0	3	0	0	3
SOUTH CHINA SEA	3	24	1	0	28
SOUTH PACIFIC OCEAN	0	5	6	2	13
SPAIN	4	61	91	5	161
SRI LANKA	0	2	0	0	2
ST. CHRISTOPHER & NEVIS ISLANDS	0	1	0	0	1
ST. HELENA ISLAND	0	1	0	0	1
SULU SEA	0	0	12	0	12
SWITZERLAND	1	0	4	0	5
THAILAND	3	12	6	2	23
TUNISIA	0	0	1	0	1
TURKEY	16	4	63	6	89
UNITED ARAB EMIRATES	0	15	6	1	22
UNITED KINGDOM	17	35	198	6	256
WESTERN MEDITERRANEAN	0	33	0	4	37
WESTERN SAMOA	0	1	0	0	1
YELLOW SEA	0	0	1	1	2
YUGOSLAVIA	0	1	0	0	1
ZAIRE	0	0	0	1	1
U. S. AND TERRITORIES					
UNITED STATES	8,135	6,426	4,640	2,721	21,922

Prepared by: Washington Headquarters Services
 Directorate for Information
 Operations and Reports

TABLE 8
WORLDWIDE U. S. ACTIVE DUTY MILITARY DEATHS
BY PLACE OF CASUALTY AND MILITARY SERVICE
OCTOBER 1979 THROUGH MARCH 1995

PLACE OF CASUALTY	USA	USN	USAF	USMC	TOTAL
AMERICAN SAMOA	0	7	0	0	7
FED. STATES OF MICRONESIA	2	0	0	0	2
GUAM	2	80	30	9	121
MISC. PACIFIC ISLANDS	1	1	0	0	2
PUERTO RICO	32	45	2	8	87
U. S. VIRGIN ISLANDS	1	10	0	0	11
TOTAL DEATHS	11,373	7,978	6,014	3,522	28,887

Prepared by: Washington Headquarters Services
 Directorate for Information
 Operations and Reports

TABLE 9
WORLDWIDE U. S. ACTIVE DUTY MILITARY DEATHS
BY PLACE OF CASUALTY AND CASUALTY GROUP
OCTOBER 1979 THROUGH MARCH 1995

PLACE OF CASUALTY	TOTAL DEATHS	NON-HOSTILE DEATHS				HOSTILE DEATHS	
		ACCIDENT	ILLNESS	HOMICIDE	SELF INFLICTED	PENDING/ UNDETERM.	ALL CAUSES
ADRIATIC SEA	2	2	0	0	0	0	0
AEGEAN SEA	6	5	1	0	0	0	0
AFGHANISTAN	1	0	1	0	0	0	0
ANDAMAN SEA	1	0	1	0	0	0	0
ANTARCTICA	4	3	0	0	0	1	0
ANTIGUA & BARBUDA	1	1	0	0	0	0	0
ARABIAN SEA	30	25	3	0	1	1	0
ARGENTINA	1	0	1	0	0	0	0
AUSTRALIA	17	10	3	1	2	1	0
AUSTRIA	3	3	0	0	0	0	0
BAHAMAS, THE	3	3	0	0	0	0	0
BAHRAIN	13	6	6	1	0	0	0
BARBADOS	1	1	0	0	0	0	0
BAY OF BENGAL	1	0	0	0	1	0	0
BELARUS	1	0	1	0	0	0	0
BELGIUM	36	25	10	0	1	0	0
BERMUDA	9	7	1	0	1	0	0
BLACK SEA	1	1	0	0	0	0	0
BOLIVIA	3	2	0	0	1	0	0
BRAZIL	2	1	1	0	0	0	0
BRITISH INDIAN OCEAN TERRITORY	13	7	4	0	0	2	0
BRITISH VIRGIN ISLANDS	1	1	0	0	0	0	0
BULGARIA	1	1	0	0	0	0	0

Prepared by: Washington Headquarters Services
Directorate for Information
Operations and Reports

TABLE 9
WORLDWIDE U. S. ACTIVE DUTY MILITARY DEATHS
BY PLACE OF CASUALTY AND CASUALTY GROUP
OCTOBER 1979 THROUGH MARCH 1995

PLACE OF CASUALTY	TOTAL DEATHS	NON-HOSTILE DEATHS					HOSTILE DEATHS	
		ACCIDENT	ILLNESS	HOMICIDE	SELF		PENDING/UNDETERM.	ALL CAUSES
					INFLECTED	UNDETERM.		
CANADA	287	283	3	0	0	0	1	0
CARIBBEAN SEA	20	14	1	0	0	0	1	4
CHILE	1	1	0	0	0	0	0	0
CLASSIFIED LOCATION	1	0	1	0	0	0	0	0
COLOMBIA	5	4	0	0	1	0	0	0
COSTA RICA	1	1	0	0	0	0	0	0
CUBA	29	22	3	0	2	2	2	0
CYPRUS	1	0	0	0	0	0	0	1
CZECH REPUBLIC	1	1	0	0	0	0	0	0
CZECHOSLOVAKIA	1	1	0	0	0	0	0	0
DENMARK	4	4	0	0	0	0	0	0
DJIBOUTI	1	0	0	0	1	0	0	0
DRAKE PASSAGE	5	5	0	0	0	0	0	0
EAST CHINA SEA	3	3	0	0	0	0	0	0
EASTERN MEDITERRANEAN	41	35	3	0	1	1	0	2
ECUADOR	4	3	1	0	0	0	0	0
EGYPT	40	33	7	0	0	0	0	0
EL SALVADOR	23	14	0	2	1	1	0	6
ETHIOPIA	1	1	0	0	0	0	0	0
FINLAND	1	0	1	0	0	0	0	0
FRANCE	31	26	2	2	0	0	1	0
FRENCH SOUTHERN AND ANTARCTIC LANDS	2	2	0	0	0	0	0	0

Prepared by: Washington Headquarters Services
 Directorate for Information
 Operations and Reports

TABLE 9
WORLDWIDE U. S. ACTIVE DUTY MILITARY DEATHS
BY PLACE OF CASUALTY AND CASUALTY GROUP
OCTOBER 1979 THROUGH MARCH 1995

PLACE OF CASUALTY	TOTAL DEATHS	NON-HOSTILE DEATHS				HOSTILE DEATHS	
		ACCIDENT	ILLNESS	HOMICIDE	SELF INFLICTED	PENDING/ UNDETERM.	ALL CAUSES
GERMANY	2,366	1,521	502	86	238	17	2
GIBALTAR	1	0	1	0	0	0	0
GREECE	44	24	14	2	1	1	2
GREENLAND	1	0	1	0	0	0	0
GRENADA	16	1	0	0	1	0	14
GUATEMALA	3	3	0	0	0	0	0
GULF OF MEXICO	23	22	1	0	0	0	0
GULF OF OMAN	1	1	0	0	0	0	0
GULF OF SIAM	1	0	1	0	0	0	0
GULF OF ST. LAWRENCE	1	1	0	0	0	0	0
HAITI	3	0	0	1	2	0	0
HONDURAS	48	41	3	3	0	0	1
HONG KONG	6	3	2	0	0	1	0
HUNGARY	1	1	0	0	0	0	0
ICELAND	9	4	4	0	1	0	0
INDIA	1	1	0	0	0	0	0
INDIAN OCEAN	83	73	7	0	2	1	0
INDONESIA	2	1	1	0	0	0	0
IONIAN SEA	5	5	0	0	0	0	0
IRAN	8	8	0	0	0	0	0
IRAQ	85	33	2	0	1	0	49
IRELAND	1	0	1	0	0	0	0
ISRAEL	35	32	2	0	1	0	0

Prepared by: Washington Headquarters Services
 Directorate for Information
 Operations and Reports

TABLE 9
WORLDWIDE U. S. ACTIVE DUTY MILITARY DEATHS
BY PLACE OF CASUALTY AND CASUALTY GROUP
OCTOBER 1979 THROUGH MARCH 1995

PLACE OF CASUALTY	TOTAL DEATHS	NON HOSTILE				DEATHS			HOSTILE	
		ACCIDENT	ILLNESS	HOMICIDE	SELF INFLICTED	PENDING/ UNDERM.	DEATHS ALL CAUSES	DEATHS ALL CAUSES		
ITALY	280	201	54	5	10	9	1	1		
JAMAICA	3	1	0	1	1	0	0	0		
JAPAN	439	273	98	16	33	19	0	0		
KENYA	3	3	0	0	0	0	0	0		
KOREA, DEMOCRATIC PEOPLE'S REPUBLIC (N)	7	3	3	0	1	0	0	0		
KOREA, REPUBLIC OF (S)	367	221	99	10	35	2	0	0		
KUWAIT	26	11	0	0	1	0	14	14		
LAKE HURON	1	1	0	0	0	0	0	0		
LEBANON	268	8	0	0	1	1	258	258		
LUXEMBOURG	3	3	0	0	0	0	0	0		
MALAYSIA	5	4	1	0	0	0	0	0		
MEXICO	43	29	2	9	1	2	0	0		
MOROCCO	1	1	0	0	0	0	0	0		
NAMIBIA	1	1	0	0	0	0	0	0		
NEPAL	1	0	1	0	0	0	0	0		
NETHERLANDS	28	18	7	0	3	0	0	0		
NETHERLANDS ANTILLES	2	2	0	0	0	0	0	0		
NEW ZEALAND	1	1	0	0	0	0	0	0		
NORTH ATLANTIC OCEAN	236	208	9	2	9	8	0	0		
NORTH PACIFIC OCEAN	169	143	14	0	6	6	0	0		
NORTH SEA	13	13	0	0	0	0	0	0		
NORWAY	13	10	3	0	0	0	0	0		

Prepared by: Washington Headquarters Services
 Directorate for Information
 Operations and Reports

**TABLE 9
 WORLDWIDE U. S. ACTIVE DUTY MILITARY DEATHS
 BY PLACE OF CASUALTY AND CASUALTY GROUP
 OCTOBER 1979 THROUGH MARCH 1985**

PLACE OF CASUALTY	TOTAL DEATHS	NON-HOSTILE			DEATHS		HOSTILE DEATHS ALL CAUSES
		ACCIDENT	ILLNESS	HOMICIDE	SELF INFLICTED	PENDING/ UNDETERM.	
NORWEGIAN SEA	1	1	0	0	0	0	0
OMAN	3	2	1	0	0	0	0
OTHER	2	0	0	0	1	1	0
PAKISTAN	6	3	1	0	0	1	1
PANAMA	179	115	18	10	11	2	23
PARAGUAY	4	2	0	1	1	0	0
PERSIAN GULF	68	13	0	0	0	1	54
PHILIPPINE SEA	6	3	1	0	1	1	0
PHILIPPINES	233	132	66	20	12	3	0
POLAND	3	3	0	0	0	0	0
PORTUGAL	13	6	5	0	2	0	0
RED SEA	5	4	1	0	0	0	0
SAUDI ARABIA	205	107	20	1	7	2	68
SEA OF JAPAN	5	4	1	0	0	0	0
SINGAPORE	3	1	1	0	0	1	0
SLOVAKIA	1	1	0	0	0	0	0
SOMALIA	31	2	0	0	1	0	28
SOUTH ATLANTIC OCEAN	3	2	0	0	1	0	0
SOUTH CHINA SEA	28	26	2	0	0	0	0
SOUTH PACIFIC OCEAN	13	13	0	0	0	0	0
SPAIN	161	120	20	8	10	2	1
SRI LANKA	2	0	1	0	1	0	0
ST. CHRISTOPHER & NEVIS ISLANDS	1	1	0	0	0	0	0

Prepared by: Washington Headquarters Services
 Directorate for Information
 Operations and Reports

TABLE 9
 WORLDWIDE U. S. ACTIVE DUTY MILITARY DEATHS
 BY PLACE OF CASUALTY AND CASUALTY GROUP
 OCTOBER 1979 THROUGH MARCH 1995

PLACE OF CASUALTY	TOTAL DEATHS	NON-HOSTILE DEATHS				HOSTILE DEATHS	
		ACCIDENT	ILLNESS	HOMICIDE	SELF INFLICTED	PENDING/ UNDETERM.	ALL CAUSES
ST. HELENA ISLAND	1	1	0	0	0	0	0
SULU SEA	12	12	0	0	0	0	0
SWITZERLAND	5	4	1	0	0	0	0
THAILAND	23	13	5	2	0	3	0
TUNISIA	1	1	0	0	0	0	0
TURKEY	89	63	15	5	5	1	0
UNITED ARAB EMIRATES	22	17	4	0	0	1	0
UNITED KINGDOM	256	157	57	2	39	1	0
WESTERN MEDITERRANEAN	37	32	3	0	2	0	0
WESTERN SAMOA	1	1	0	0	0	0	0
YELLOW SEA	2	1	1	0	0	0	0
YUGOSLAVIA	1	0	0	0	0	1	0
ZAIRE	1	0	0	0	1	0	0
U. S. AND TERRITORIES							
UNITED STATES	21,922	12,853	4,076	1,382	3,266	343	2
AMERICAN SAMOA	7	6	1	0	0	0	0
FED. STATES OF MICRONESIA	2	1	0	0	1	0	0
GUAM	121	73	19	12	13	4	0
MISC. PACIFIC ISLANDS	2	1	1	0	0	0	0
PUERTO RICO	87	43	23	8	9	4	0
U. S. VIRGIN ISLANDS	11	6	2	3	0	0	0
TOTAL DEATHS	28,887	17,333	5,234	1,595	3,745	449	531

Prepared by: Washington Headquarters, Services
 Directorate for Information
 Operations and Reports

**TABLE 10
WORLDWIDE U.S. ACTIVE DUTY MILITARY DEATHS
SELECTED MILITARY OPERATIONS AND INCIDENTS**

MILITARY OPERATION/INCIDENT	CASUALTY TYPE	USA	USN	USAF	USMC	TOTAL
IRANIAN HOSTAGE RESCUE MISSION APRIL 25, 1980	NONHOSTILE	0	0	5	3	8
LEBANON PEACEKEEPING, AUGUST 25, 1982 - FEBRUARY 26, 1984 *	HOSTILE	3	19	0	232	254
	NONHOSTILE	5	2	0	2	9
	TOTAL	8	21	0	234	263
URGENT FURY, GRENADA, 1983	HOSTILE	11	4	0	3	18
	NONHOSTILE	1	0	0	0	1
	TOTAL	12	4	0	3	19
AIRLINE BOMBING OVER LOCKERBIE, SCOTLAND DECEMBER 21, 1988	NONHOSTILE	12	0	3	0	15
JUST CAUSE, PANAMA, 1989	HOSTILE	18	4	0	1	23
PERSIAN GULF WAR, 1990 - 1991						
DESERT SHIELD	NONHOSTILE	21	36	9	18	84
DESERT STORM	HOSTILE	98	6	20	24	148
	NONHOSTILE	105	14	6	26	151
	TOTAL	203	20	26	50	299
DESERT SHIELD/STORM	TOTAL	224	56	35	68	383
RESTORE HOPE/UNOSOM, SOMALIA, 1992 - 1994	HOSTILE	27	0	0	2	29
	NONHOSTILE	4	0	8	2	14
	TOTAL	31	0	8	4	43

* PLACE OF CASUALTY, LEBANON

Prepared by: Washington Headquarters Services
Directorate for Information
Operations and Reports

GLOSSARY OF TERMS

- Active Duty.** Full-time duty in active Military Service, regardless of duration or purpose. The term includes active duty for training.
- Active Duty for Training.** A tour of active duty that is used for training members of the reserve components to provide trained units and qualified persons to fill the needs of the Military Services in time of war or national emergency, and such other times as national security requires. The tour of duty is under orders that provide for return to inactive duty status when the period of active duty for training is completed. It includes annual training, special tours of active duty for training, school tours, and the initial tour performed by nonprior Service enlistees.
- Captured or Interned.** Active duty military personnel who have been detained as the result of action of an unfriendly military or paramilitary force in a foreign country.
- Casualty.** Any person who is lost to the organization by reasons of having been declared dead, missing, captured, interned, wounded, injured, or seriously ill.
- Died.** Active duty military personnel lost to their organization by reason of having been declared dead.
- Hostile, Hostile Conditions, or Hostile Actions.** Meets the requirements of a battle casualty. A battle casualty is any casualty incurred in action. "In action" characterizes the casualty status as having been the direct result of hostile action; sustained in combat or relating thereto; or sustained going to or returning from a combat mission, provided that the occurrence was directly related to hostile action. Included are persons killed or wounded mistakenly or accidentally by friendly fire directed at a hostile force or what is thought to be a hostile force. However, injuries due to the elements or self-inflicted wounds and, except in unusual cases, wounds or deaths inflicted by a friendly force while the individual is in an absent-without-leave or dropped from the rolls status, or who is voluntarily absent from a place of duty, are not to be considered as sustained in action and are, thereby, not to be interpreted as battle casualties.
- Missing.** Active duty military personnel who are not present at their duty station due to apparent involuntary reasons and whose location is not known. Excluded are personnel who are in an absent-without-leave or deserter status, or those who have been dropped from the rolls of their Military Service.
- Pending or Undetermined.** Both terms apply to nonhostile casualties. The term "Pending" or "Determination Pending" is used whenever an initial or interim report is issued while awaiting the results of an investigation, toxicological examination, or autopsy, such as, in an apparent self-inflicted death. "Pending" represents a transitory classification. The term "Undetermined" is used whenever the cause and circumstance surrounding a deceased, nonhostile casualty can not be determined. "Undetermined" is considered a final classification describing the manner of death.
- Returned to Military Control (RMC).** Active duty military personnel previously missing, captured, or interned who have been returned to U.S. military authority.