





# MANAGEMENT OF BULK PETROLEUM PRODUCTS, STORAGE, AND DISTRIBUTION FACILITIES

*Supersedes AD-A279946*



NOTE:

Volumes I - IV of this Manual  
have been replaced by  
DoD 4140.25-M, Vols I - IV,  
dated June 1994



19950227 137

**DEPARTMENT OF DEFENSE  
OFFICE OF THE ASSISTANT SECRETARY OF DEFENSE  
(PRODUCTION AND LOGISTICS)**



DEPARTMENT OF DEFENSE  
 WASHINGTON HEADQUARTERS SERVICES  
 1155 DEFENSE PENTAGON  
 WASHINGTON, DC 20301-1155



January 23, 1995

MEMORANDUM FOR LORRETTA BROWN, DTIC-OCC

SUBJECT: DoD 4140.25-M, Volume V, dated July 1988

The attached DoD 4140.25-M, Volume V, "Management of Bulk Petroleum Products, Storage, and Distribution Facilities," July 1988, replaces DoD 4140.25-M, same title, July 1988. The DTIC accession number for the replaced Manual is ADA-279946.

For further information, please contact me at (703) 697-4111 or -4112.

*Patricia L. Toppings*

PATRICIA L. TOPPINGS  
 Staff Assistant  
 Federal Register and  
 Administrative Section  
 Directives and Records Branch  
 Directives and Records Division

Accession For	
NTIS CRA&I	<input checked="" type="checkbox"/>
DTIC TAB	<input type="checkbox"/>
Unannounced	<input type="checkbox"/>
Justification	
By	
Distribution /	
Availability Codes	
Dist	Avail and/or Special
A-1	

**DTIC**  
**ELECTE**  
**MAR 07 1995**  
**S G D**

DTIC QUALITY INSPECTED 4

**DISTRIBUTION STATEMENT A**  
 Approved for public release;  
 Distribution Unlimited





THE OFFICE OF THE ASSISTANT SECRETARY OF DEFENSE  
WASHINGTON, D.C. 20301-8000

PRODUCTION AND  
LOGISTICS

JUL 08 1988

(L/EP)

FOREWORD

This manual is issued under the authority of DoD Directives: 4140.25, "Management of Bulk Petroleum Products, Storage, and Distribution Facilities," May 15, 1980; 4220.7, "Bulk Petroleum Supply," June 10, 1987; and 4000.25, "Administration of Defense Logistics Standard Systems," November 18, 1983. Its purpose is to prescribe policies and procedures which govern the management of bulk petroleum products, storage, and distribution facilities, and the Military Standard Petroleum System (MILSPETS).

DoD Manual 4140.25-M, "Procedures For The Management of Petroleum Products," December 20, 1978, and changes 1 through 8 are hereby canceled.

The provisions of this manual apply to the Office of the Secretary of Defense (OSD), the Military Departments, the Organization of the Joint Chiefs of Staff (OJCS), the Unified and Specified Commands, and the Defense Agencies (hereafter referred to as "DoD Components").

This manual is effective immediately and is mandatory for use by all DoD Components. Heads of DoD Components may issue supplementary instructions only when necessary in support of unique requirements within their respective Components.

Procedures to be followed for submittal of proposed changes and distribution instructions are contained in this manual's administrative instructions.

  
John A. Mittino  
Deputy Assistant Secretary  
(Logistics)

DISTRIBUTION

Defense Logistics Agency: 41; 62; 72

Army: Active Army (Code C), USAR (Code C), ARNG (Code C);  
To be distributed in accordance with DA Form 12-9A  
requirements for Petroleum Management.

Navy: SNDL A3, CNO (OP-41 only) (2 copies); A6, HQ USMC(LMM)  
(1 copy); 21A, Fleet Commanders in Chief; 22A, Fleet  
Commanders; 23, Force Commanders; 24A, Naval Air Force  
24D, Surface Force Commanders; 24E, Mine Warfare  
Command; 24G1, Submarine Force Commanders; 26KK2,  
Petroleum Training Unit PAC; 42A, Fleet Air Commanders;  
49, ADMIN SUPU; C34B, US Naval Station Det; C37E1, Naval  
Supply Center Det; E2D, NAVREGFINCEN (Wash, DC only);  
E2F, NAVACCTGFINCEN; FA5, NAF; FA6, NAS; FA7, NAVSTA;  
FA10, SUBASE; FA18, NAVPHIBASE; FB6, NAF; FB7, NAS;  
FB10, NAVSTA; FB13, SUBASE; FB21, NAVPHIBASE; FB29, NSD;  
FB42, USNAVOFF Singapore; FC3, COMNAVACT; FC4, NAF;  
FC5, NAVSUPPACT; FC7, NAVSTA; FC14, NAS; FF3, NAVSTA;  
FF38, USNA; FF42, NAVPGSCOL; FF44, NAVWARCOL; FG2,  
NAVCOMMSTA; FG3, NAVCOMMU; FKA1A, COMNAVVAIRSYSCOM;  
FKA1C, COMNAVAFACENGCOM; FKA1F, COMNAV SUPSYSCOM; FKA1G,  
COMNAVSEASYSYSCOM; FKA6A1, NAVAIRDEVCCEN; FKA6A2, NAVWPNCEN;  
FKA6A3A, DTNSRDC; FKA6A3B, NAVCOASTSYSCEN; FKA6A9,  
NAVSWC; FKA6A12, NAVOCEANSYSCEN; FKM8, NSC CHEATHAM  
ANNEX; FKM9, NSC; FKM12, NAVPETOFF; FKM13, SPCC; FKM17,  
FLEMATSUPPO; FKM20, NAVILCO; FKN2, CBC; FK5, PWC;  
FKP1B, WPNSTA; FKP7, NAVSHIPYD; FKR1A, NAS; FR3, NAS;  
FR4, NAF; FT1, CNET; FT2, CNATRA; FT6, NAS; V5, MCAS;  
V16, CG MCB; V24, CG MCLB

Air Force: F



## TABLE OF CONTENTS

	<u>PAGE</u>
Foreword.....	i
Table of Contents.....	iii
Acronyms and Abbreviations.....	x
References.....	xvi
Definitions and Terms.....	xx
Administrative Instructions.....	xxx
 Volume V. MILSPETS	
 CHAPTER 1 - MILSPETS ADMINISTRATIVE PROCEDURES	
A. General.....	1-1
B. MILSPETS Focal Point Committee.....	1-1
C. Administration of MILSPETS Proposals.....	1-2
 CHAPTER 2. MILSPETS TRANSACTION REPORTING FORMATS, CODES, AND DATA ELEMENTS	
A. General.....	2-1
B. Frequency/Methods of Reporting MILSPETS Transactions.....	2-1
C. Reporting of MILSPETS Transactions Via AUTODIN.....	2-3
D. Transaction Validation and Error Correction.....	2-5
E. Management Notices.....	2-7
F. AUTODIN Formats Other Than Data Pattern.....	2-7
G. Document Control/File Maintenance.....	2-9
H. Reports, Forms, DFSPs, and Petroleum Products.....	2-16
I. Formats.....	2-16
J. Codes/Data Elements.....	2-16
 CHAPTER 3 - ASSIGNMENT, PURPOSE, AND USE OF MILSPETS TRANSACTION DOCUMENTS	
A. General.....	3-1
B. Document Identifier P1 Series.....	3-1
C. Document Identifier P2 Series.....	3-4
D. Document Identifier P3 Series.....	3-6
E. Document Identifier P4 Series.....	3-7
F. Document Identifier P5 Series.....	3-8
G. Document Identifier P6 Series.....	3-8

	<u>PAGE</u>
H. Document Identifier P9 Series.....	3-11
I. Document Identifier P (Numeric) Z.....	3-12
J. Document Identifier XEL.....	3-12
K. Document Identifier XMA.....	3-12
 <b>CHAPTER 4 - INVENTORY RECONCILIATION PROCEDURES</b>	
A. General.....	4-1
B. Monthly Inventory Reconciliation of Harris Terminal..	4-1
C. Monthly Reconciliation by AUTODIN.....	4-2
D. Reconciliation Management Notice - Data Content.....	4-3
E. Re-Reconciliation Process.....	4-8
 <b>APPENDIX A - REPORTS, FORMS, DFSPs, AND PETROLEUM PRODUCTS</b>	
Index.....	A-i
A1 Projected Military Service Purchases from the DFSC (RCS:DLA(AR)1892(DFSC)).....	A1-1
A2 Instructions for Preparing Military Interdepartmental Purchase Request (MIPRs) (Product and Services).....	A2-1
A3 Sample of Military Interdepartmental Purchase Request (MIPR).....	A3-1
A4 Uniform Materiel Movement and Issue Priority System (UMMIPS).....	A4-1
A5 Notice of Expectant Contractor Delivery Delay - Message Format.....	A5-1
A6 Notice of Contractor Failure to Deliver - Message Format.....	A6-1
A7 Preparation of SIOATH for Support from Contractor Sources.....	A7-1
A8 Source Identification and Ordering Authorization (SIOATH) - Sample Form.....	A8-1
A9 Automated SIOATH.....	A9-1
A10 Sample of DD Form 1155, Order for Supplies or Services, Used for a Single Order.....	A10-1
A11 Reserved	
A12 Instructions for Preparing DD Form 1155.....	A12-1
A13 Reserved.....	A13-1
A14 Sample Of DD Form 1155, Used for Multiple Orders.....	A14-1
A15 Instructions for Preparation of a Requisition for Delivery of Packaged Fuel Inhibitors to a DFSP.....	A15-1
A16 Instructions for Preparing/Maintaining DD Form 1886, SIOATH Control Record.....	A16-1
A17 Sample of DD Form 1886.....	A17-1
A18 Source Identification and Ordering Authorization (SIOATH) Status Report.....	A18-1

	<u>PAGE</u>	
A19	Distribution Plan-Authorization Control Record.....	A19-1
A20	Reserved.....	A20-1
A21	Instructions for Preparing/Coding DD Form 1149, Requisition and Invoice/Shipping Document.....	A21-1
A22	Sample of DD Form 1149, Used as a Shipment Document...	A22-1
A23	Sample of DD Form 1149, Used as a Receipt Document....	A23-1
A24	Instructions for Preparing/Coding DD Form 1348-1, DoD Single Line Item Release/Receipt Document, Used as a Requisition/Shipment/Receipt Document.....	A24-1
A25	Sample of DD Form 1348-1, Used as a Shipment Document.	A25-1
A26	Sample of DD Form 1348-1, Used as a Receipt Document..	A26-1
A27	Procedures for Transmitting the Bulk Petroleum Product Slate via AUTODIN.....	A27-1
A28	Material Inspection and Receiving Report, DD Form 250.	A28-1
A28a	Excerpts from COMSCINST 3121.3D.....	A28a-1
A29	Sample of DD Form 250, Used as a Shipment Report.....	A29-1
A30	Sample of DD Form 250, Used as a Receipt Report.....	A30-1
A31	Sample of DD Form 250-1, Used as a Shipment Report....	A31-1
A32	Sample of DD Form 250-1, Used as a Receipt Report.....	A32-1
A33	Embossing Instructions for the Identaplate.....	A33-1
A34	Identaplate Embossing Positions.....	A34-1
A35	Sample of Embossed Jet Fuel Identaplate, DD Form 1896, and AVGAS Identaplate, DD Form 1897.....	A35-1
A36	Sample of DD Form 1896, Used by a U.S. Government Agency (Non-DoD).....	A36-1
A37	Instructions for Authenticating Into-Plane Contract Data Elements on DD Form 1898.....	A37-1
A38	Sample of DD Form 1898, AVFUELS Into-Plane Sales Slip.	A38-1
A39	Sample of Form 1890, Contractor Bulk Liquid Facilities Report.....	A39-1
A40	Tanker Transportation Requirements Source Data.....	A40-1
A41	Instructions for Verifying and Updating Bulk Petroleum Storage Facilities Report (RCS:DD-P&L(A)506).....	A41-1
A41a	Sample Bulk Petroleum Storage Facilities Worksheets (RCS:DD-P&L(A)506).....	A41a-1
A41b	Instructions for Completing RCS:DD-P&L(A)506) Worksheets.....	A41b-1
A42	Reserved	
A43	Reserved	
A44	Reserved	
A45	Bonded Fuel Report (message format).....	A45-1
A46	Documentation of Special DFSP Transactions.....	A46-1
A47	Sample of DD Form 1348-1, Used as an Inventory Document.....	A47-1
A48	Reserved	
A49	Reserved	
A50	Sample of DD Form 1348-1, Used as an Inventory Adjustment Document.....	A50-1
A51	Reserved	

	<u>PAGE</u>	
A52	Sample of DD Form 1348-1, Used as a Condition/Identity Change/Downgrade Document.....	A52-1
A53	Reserved	
A54	DFSP Inventory Reconciliation Document Register.....	A54-1
A55	Instructions for Preparing the Bulk Petroleum Terminal Message Report (RCS:DLA(W)1884)(DFSC-MIN).....	A55-1
A56	Bulk Petroleum Message Report Format.....	A56-1
A57	Matrix of DFSPs Ordering Activities, Associated Codes and Quality Surveillance Responsibilities.....	A57-1
A58	Sample of DD Form 1887, Pre-Positioned War Reserve Requirements for Terminal Storage.....	A58-1
A59	Instructions for Completing DD Form 1887.....	A59-1
A60	Inventory Management Plan (IMP) Format.....	A60-1
A61	Inventory Management Plan (IMP) Definitions.....	A61-1
A62	Listing of Petroleum Products and Product Codes.....	A62-1
A63	Sample of SF 149, Government National Credit Card.....	A63-1
A64	Sample of DD Form 173/2, Joint Messageform Using OCR..	A64-1

## APPENDIX B - FORMATS

	Index.....	B- i
B1	P10 - Delivery Order/Amendment.....	B1-1
B2	P1Y - Delivery Order/Cancellation.....	B2-1
B3	P11 - Requisition/Amendment.....	B3-1
B4	P12 - Redistribution Order.....	B4-1
B5	P1B - Redistribution Order Cancellation.....	B5-1
B6	P13 - Release Order (To a Service/Agency).....	B6-1
B7	P1C - Release Order Cancellation (To a Service/ Agency).....	B7-1
B8	P14/P15 - Release Order (Reclamation/Loan/Exchange Agreement).....	B8-1
B9	P1D/P1E - Release Order Cancellation (Reclamation/ Loan/Exchange Agreement).....	B9-1
B10	P18 - Release Order (DRMO).....	B10-1
B11	P1H - Release Order Cancellation (DRMO).....	B11-1
B12	P19 - DFSP Requisition.....	B12-1
B13	P20 - Contractor Shipment.....	B13-1
B14	P21/P23 - DFSP Shipment (To a Service/Agency).....	B14-1
B15	P22 - DFSP Shipment (To a DFSP).....	B15-1
B16	P24/P25 - DFSP Shipment (Reclamation/Loan/Exchange Agreement).....	B16-1
B17	P28 - DFSP Shipment (To a DRMO).....	B17-1
B18	P29 - DFSP Shipment (To a Laboratory).....	B18-1
B19	P2A/P2B - DFSP Into-Plane Issue/Defuel.....	B19-1
B20	P2D - Diversion Order.....	B20-1
B21	P2E - Diversion Order Cancellation.....	B21-1

		<u>PAGE</u>
B22	P30 - Receipt From a Contractor.....	B22-1
B23	P31/P33 - Receipt From a DFSP (Service/Agency).....	B23-1
B24	P32 - Receipt From a DFSP by a DFSP Redistribution/ Order.....	B24-1
B25	P34/P35 - Receipt of Diverted Product.....	B25-1
B26	P39 - Receipt From a Service/Agency Activity or Tariff Agreement/COCO Service Contract by a DFSP.....	B26-1
B27	P3D - Receipt of Diverted Product.....	B27-1
B28	P3T - Receipt For All Sources via Tanker.....	B28-1
B29	P41 - Physical Inventory.....	B29-1
B30	P42 - Inventory Adjustment.....	B30-1
B31	P43 - Condition/Identity Change.....	B31-1
B32	Reserved for Future Use	
Thru		
B56		
B57	P51 - Government Bill of Lading Data.....	B57-1
B58	P52 - Government Bill of Lading Data (Ancillary).....	B58-1
B59	P53 - Multiple Government Bill of Lading Data.....	B59-1
B60	Reserved	
B61	P60 - Management Notice (Tanker Order Notification) (Computer Generated).....	B61-1
B62	P6A - Management Notice (Delivery Order Review) (Computer Generated) .....	B62-1
B63	P6B - Management Notice (Missing Transaction Message) (Computer Generated).....	B63-1
B64	Reserved	
B65	P6D - DFSP Management Notice Reconciliation Review Required (Computer Generated).....	B65-1
B66	P6F - Management Notice (DFAMS Inquiry to Air Force Activities).....	B66-1
B67	P6R - Transaction Receipt (Computer Generated).....	B67-1
B68	P6S - Suspense Notification Transaction.....	B68-1
B69	Reserved	
B70	Reserved	
B71	P9A - Transaction/Sequence/Suffix Error Correction....	B71-1
B72	P9B - Intransit Gain/Loss Adjustment (Computer Generated).....	B72-1
B73	P9C/P9D - Capitalization (Gain)/Decapitalization (Loss) of Inventory From/To a Service/ Agency.....	B73-1
B74	P9E - Special Inventory Control Account Close Out....	B74-1
B75	Reserved	
B76	P (Numeric) Z - Reject (Computer Generated).....	B76-1
B77	XEL - Multiple DFSPs on a Tanker/Barge Shipment from Contractor (For Internal DLA/DFSC Use Only).....	B77-1
B78	XMA - GBL Data (Supplemental Entitlement) (By DI)....	B78-1

## APPENDIX C - CODE/DATA ELEMENT

	<u>PAGE</u>
	C- i
	C1
C1	C1-1
C2	C2-1
C3	C3-1
C4	C4-1
C5	C5-1
C6	C6-1
C7	C7-1
	C52-1
	C53-1
C8	C8-1
C9	C9-1
C10	C10-1
	C52-1
	C52-1
	C52-1
C11	C11-1
C12	C12-1
	C53-1
C13	C13-1
C14	C14-1
C15	C15-1
C16	C16-1
C17	C17-1
	C52-1
	C53-1
C18	C18-1
C19	C19-1
C20	C20-1
C21	C21-1
	C52-1
C22	C22-1
	C53-1
	C52-1
	C53-1
	C53-1
C23	C23-1
C24	
C25	C25-1
C26	C26-1
C27	C27-1
C28	C28-1
C29	

	<u>PAGE</u>	
C30	Number of Carloads/Truckloads.....	C30-1
C31	Obligation Authority Number.....	C31-1
C32	Origin Point.....	C32-1
	Physical Inventory Day.....	C52-1
C33	Percent of Variance.....	C33-1
C34	Physical Inventory Quantity.....	C34-1
C35	Priority Designator.....	C35-1
	Product Code (See Appendix A, Petroleum Products and Product Codes)	
	Product Receipt Day.....	C52-1
	Product Shipment Day.....	C52-1
C36	Project Code.....	C36-1
	Quantity Shipped/Received.....	C53-1
C37	Reconciliation Balance Quantity.....	C37-1
C38	Reconciliation Completion Date.....	C38-1
	Reconciliation Day.....	C52-1
C39	Reject Indicator (Being Developed)	
	Required Delivery Day.....	C52-1
C40	Requisition Number Amendment.....	C40-1
C41	Routing Identifier (RI).....	C41-1
C42	Service/Agency Indicator.....	C42-1
C43	Shipment Number.....	C43-1
C44	Signal.....	C44-1
C45	Special Inventory Control Account.....	C45-1
C46	Special Inventory Control Account - Abbreviated.....	C46-1
C47	Standard Point Location Code (SPLC) - Consignor.....	C47-1
C48	State/Country/Region of Country Code - Alpha/Numeric..	C48-1
C49	Suffix.....	C49-1
	Summary Transaction Quantity.....	C53-1
C50	Supplementary Activity Address Code (SUPAAC).....	C50-1
C51	Supply Condition (Formerly: Condition Code).....	C51-1
C52	Supply Transaction Day.....	C52-1
C53	Supply Transaction Quantity.....	C53-1
C54	Reserved	
C55	Reserved	
C56	Traffic Control Number.....	C56-1
C57	Transaction Sequence Number (TSN).....	C57-1
C58	Transportation Expense.....	C58-1
C59	Transportation Expense - Entitlement.....	C59-1
C60	Transportation Mode Reason.....	C60-1
C61	Type Activity Designator (TAD).....	C61-1
C62	Type Adjustment.....	C62-1
C63	Type Identify Change.....	C63-1

APPENDIX D - INDEX

Index.....	D- i
------------	------

ACRONYMS AND ABBREVIATIONS

<u>Acronym or Abbreviation</u>	<u>Definition</u>
AAC	Activity Address Code
ACO	Administrative Contracting Officer
AF	Air Force
AGRMT LINO	Agreement Line Item Number
ANMCC	Alternate National Military Command Center
API	American Petroleum Institute
ASD(C)	Assistant Secretary of Defense (Comptroller)
ASD(P&L)	Assistant Secretary of Defense (Production and Logistics)
ASTM	American Society for Testing and Materials
AUTODIN	Automatic Digital Network
AVFUELS	Aviation Fuels
BEP	Basic Emergency Plan
BFMO	Base Fuels Management Officer
B/L	Bill of Lading
BPH	Barrels Per Hour
CAO	Contract Administrative Office
CBL	Commercial Bill of Lading
CENTCOM	Central Command
CEOA	Central European Operating Agency
CD	Code
CINC	Commander in Chief
CINCEUR	Commander in Chief Europe
CINCPAC	Commander in Chief Pacific
CLIN	Contract Line Item Number
COB	Collocated Bases
CoC	Certificate of Conformance
COCO	Contractor-Owned Contractor-Operated
COMSC	Commanding Officer Military Sealift Command
CONUS	Continental United States
COR	Contracting Officer's Representative
DAAS	Defense Automated Addressing System
DASD	Deputy Assistant Secretary of Defense
DCAS	Defense Contract Administration Services
DCASR	Defense Contract Administration Services Region
DDR	Daily Demand Rate
DFAMS	Defense Fuel Automated Management System
DFR	Defense Fuel Region



<u>Acronym or Abbreviation</u>	<u>Definition</u>
DFSC	Defense Fuel Supply Center
DFSP	Defense Fuel Support Point
DGSC	Defense General Supply Center
DI	Document Identifier
DICP	Designated Intermediate Control Point
DIDS	Defense Integrated Data System
DISCON	Discrepancy in Shipment Confirmation
DLA	Defense Logistics Agency (Formerly DSA)
DLAR	Defense Logistics Agency Regulation
DLSC	Defense Logistics Service Center
Doc. No.	Document Number
DoD	Department of Defense
DoDAAC	Department of Defense Activity Address Code
DoDAAD	Department of Defense Activity Address Directory
DOE	Department of Energy
DOS	Days of Supply
DP	Distribution Plan
DPA	Distribution Plan Authorization
DRIS	Defense Regional Inter-Service Support
DRMO	Defense Reutilization and Marketing Office
DRMS	Defense Reutilization and Marketing Service
DSF	Defense Stock Fund
DSO	Directorate of Supply Operations
EAMTMC	Eastern Area Military Traffic Management Command
EDP	Emergency Distribution Plan
EPGA	Emergency Petroleum and Gas Administration
ERQ	Economic Resupply Quantity
ERS	Emergency Relocation Site
EUCOM	European Command
FAA	Federal Aviation Agency
FAR	Federal Acquisition Regulation (Formerly DAR)
FEDAAC	Federal Civil Agency Activity Address Code
FEMA	Federal Emergency Management Agency
FG	Foreign Government
FMS	Foreign Military Sales
FOB	Free on Board
FSC	Federal Supply Class
FSCM	Federal Supply Code for Manufacturers

<u>Acronym or Abbreviation</u>	<u>Definition</u>
FSCNM	Federal Supply Code for Non-Manufacturers
FSI	Final Shipment Indicator
FSII	Fuel System Icing Inhibitor
FSU	Floating Storage Unit
GAO	General Accounting Office
GBL	Government Bill of Lading
GOCO	Government-Owned Contractor-Operated
GOGO	Government-Owned Government-Operated
GPLD	Government Property Lost, Damaged or Destroyed
GSA	General Services Administration
HNS	Host Nation Support
IAD	Inventory Adjustment Document
IAW	In Accordance With
ICP	Inventory Control Point
IFB	Invitation For Bid
IG	Inspector General
ILP	International Logistics Program
IMM	Integrated Materiel Manager
IMP	Inventory Management Plan
INDC	Indicator
IPD	Issue Priority Designator
IPRB	Installations Planning and Review Board
ISA	Interservice Support Agreement
JCS	Joint Chiefs of Staff
JMPAB	Joint Materiel Priorities and Allocations Board
JPO	Joint Petroleum Office
JSOP	Joint Strategic Objective Plans
JTF	Joint Task Force
KSP	Key-to-Share Process
LANTCOM	Atlantic Command
L/T	Long Tons
LTLS	Less Than Truckload Shipments
MAP	Military Assistance Program
MGT	Management
MILCON	Military Construction
MILSPETS	Military Standard Petroleum System
MILSTRAP	Military Standard Transaction Reporting and Accounting Procedures

<u>Acronym or Abbreviation</u>	<u>Definition</u>
MILSTRIP	Military Standard Requisitioning and Issue Procedures
MIPR	Military Interdepartmental Purchase Request
MIRR	Materiel Inspection and Receiving Report
MOU	Memorandum of Understanding
MSC	Military Sealift Command
MSCP	Military Service Control Point
MTMC	Military Traffic Management Command
NASA	National Aeronautics and Space Administration
NATO	North Atlantic Treaty Organization
NLT	No Later Than
No.	Number
NSN	National Stock Number
O&M	Operations and Maintenance
OA	Obligation Authority
OCP	Overseas Control Point
OCR	Optical Character Recognition
OFR	Overseas Fuel Region
OJCS	Office of Joint Chief of Staff
OSD	Office of Secretary of Defense
P&A	Production and Logistics
PA	Property Administration
PACOM	Pacific Command
PAO	Peacetime Acquisition Objective
PCO	Procurement Contracting Officer/ Provisioning Coordination Office
PD	Priority Designator
PDO	Property Disposal Officer
PIIN	Procurement Instrument Identification Number
POA	Peacetime Operating Assets
POL	Petroleum Oil Lubricants
POLCAP	P.O.L. Capabilities Report
POM	Program Objective Memorandum
POS	Peacetime Operating Stock
PQA	Procurement Quality Assurance
PQS	Petroleum Quality Surveillance
PR	Purchase Request
PSO	Peacetime Stockage Objective
PSOR	Peacetime Stockage Objective Requirement
PTQ	Pipeline Time Quantity

<u>Acronym or Abbreviation</u>	<u>Definition</u>
PWRMR	Pre-Positioned War Reserve Materiel Requirement
PWRMS	Pre-Positioned War Reserve Materiel Stock
PWRMRB	Pre-Positioned War Reserve Materiel Requirement, Balance
PWRMRP	Pre-Positioned War Reserve Materiel Requirement, Protectable
QA	Quality Assurance
QAR	Quality Assurance Representative
QAS	Quality Assurance Specialist
QR	Quality Representative
QS	Quality Surveillance
QSR	Quality Surveillance Representative
RCS	Report Control Symbol
RDD	Required Delivery Date
RDO	Redistribution Order
REPOL	Petroleum Damage and Deficiency Report
RFP	Requests for Proposal
RI	Routing Identifier
RIK	Replacement-in-Kind
RO	Requirements Objective
RP	Record Position
SAPO	Subarea Petroleum Office
SCP	Service Control Point
SDA	Static Dissipater Additive
SIOATH	Source Identification and Ordering Authorization
SO	Supplementary Address
SOCOM	Southern Command
SUPAAC	Supplementary Activity Address Code
SUPPL ADDRESS	Supplementary Address
TAD	Type Activity Designator
TC	Tank Car
TDR	Transportation Discrepancy Report
TRO	Terminal Release Order
TSN	Transaction Sequence Number
TT	Tank Truck
UI	Unit of Issue
UMMIPS	Uniform Materiel Movement and Issue Priority Systems
UNCL	Unclassified
UNREP	Underway Replenishment

Acronym or  
Abbreviation

Definition

U.S.  
USN

United States  
United States Navy

VESAAC

Vessel Activity Address Code

WAS  
WISP  
WMR  
WMPC  
WRMR  
WTO

Weekly Arrival Schedule  
Worldwide Inventory and Storage Plan  
War Materiel Requirement  
War Materiel Procurement Capability  
War Reserve Materiel Requirement  
World Treaty Organization

LIST OF REFERENCES

- (a) DoD Directive 4140.25, "Management of Bulk Petroleum Products, Storage, and Distribution Facilities," May 15, 1980
- (b) DoD Directive 4220.7, "Bulk Petroleum Supply," June 1987
- (c) DoD Directive 4000.25, "Administration of Defense Logistics Standard Systems," November 18, 1983
- (d) DoD Manual 4140.25-M, "Procedures for the Management of Petroleum Products," December 20, 1978
- (e) DoD Manual 4000.25-6-M, "Department of Defense Activity Address Directory," June 1987, authorized by DoD Directive 4000.25, "Administration of Defense Logistics Standard Systems," November 18, 1983
- (f) Reserved for future use
- (g) DoD Directive 5118.3, "Assistant Secretary of Defense (Comptroller)," July 11, 1972
- (h) DoD Directive 4120.3, "Defense Standardization and Specification Program," February 10, 1979
- (i) DoD Manual 4120.3-M, "Defense Standardization and Specification Program Policies, Procedures and Instructions," August 1978, authorized by "Defense Standardization and Specification Program," February 10, 1979
- (j) DoD Directive 5100.27, "Delineation of International Logistic Responsibilities," December 29, 1964
- (k) DoD Directive 2010.6, "Standardization and Interoperability of Weapons Systems and Equipment within the North Atlantic Treaty Organization," March 5, 1980
- (l) DoD Directive 5530.3, "International Agreements," December 6, 1979
- (m) DoD Directive 4140.2, "Management of War Reserves," December 4, 1974
- (n) DoD Instruction 4140.45, "Standard Stockage Policy for Consumable Secondary Items at the Intermediate and Consumer Levels of Inventory," April 7, 1978
- (o) Federal Acquisition Regulation and DoD FAR Supplement 42.302

- (p) DoD Directive 5105.22, "Defense Logistics Agency (DLA)," August 15, 1986
- (q) DoD Instruction 4120.14, "Environmental Pollution Prevention, Control and Abatement," August 30, 1977
- (r) DoD Directive 5100.50, "Protection and Enhancement of Environmental Quality," May 24, 1973
- (s) DoD Directive 6050.1, "Environmental Effects in the United States of DoD Actions," July 30, 1979
- (t) DoD Directive 6050.7, "Environmental Effects Abroad of Major Department of Defense Actions," March 31, 1979
- (u) DoD Directive 5160.10, "Single Manager Assignment for Ocean Transportation," March 24, 1967
- (v) DoD Directive 5160.53, "Single Manager Assignment for Military Traffic, Land Transportation, and Common-User Ocean Terminals," March 24, 1967
- (w) DoD FAR Supplement 8.7008, 8.7008-4, and 8.7008-5
- (x) DoD FAR Supplement 42.203(a)(2)
- (y) Federal Acquisition Regulation 2.1
- (z) DoD Instruction 4115.1, "DoD Coordinated Procurement Program - Purchase Assignments," September 1, 1972
- (aa) Federal Acquisition Regulation and DoD FAR Supplement Subpart 16.2
- (bb) Federal Acquisition Regulation and DoD FAR Supplement, Part 33 and 33.2
- (cc) DoD FAR Supplement, Subpart 45.70
- (dd) DoD FAR Supplement 45.7001-3
- (ee) DoD FAR Supplement, Supplement 3
- (ff) Federal Acquisition Regulation, Subpart 45.5
- (gg) DoD Handbook 4105.59-H, "DoD Directory of Contract Administration Services Components," authorized by DoD Instruction 4105.59, "DoD Plant Cognizance Program," 24 October 1983

- (hh) DoD FAR Supplement 25.603
- (ii) DoD Directive 4000.19, "Interservice, Interdepartmental, and Interagency Support," October 14, 1980
- (jj) DoD 4000.19-R, "Defense Regional Interservice Support (DRIS) Regulation," March 28, 1984
- (kk) DoD Manual 4160.21-M, "Defense Utilization and Disposal Manual," September 1982, authorized by DoD Directive 4160.21, "DoD Personal Property Utilization and Disposal Program," December 5, 1980
- (ll) DoD Directive 7600.2, "Audit Policies," January 10, 1985
- (mm) DoD Directive 5000.7, "Official Temporary Duty Travel Abroad," June 14, 1977
- (nn) Reserved for future use
- (oo) DoD Directive 3025.1, "Use of Military Resources During Peacetime Civil Emergencies within the United States, its Territories, and Possessions," May 23, 1980
- (pp) DoD Instruction 4170.9, "Defense Contractor Energy Shortages and Conservation," May 16, 1978
- (qq) DoD FAR Supplement 45.5
- (rr) DoD Manual 7200.10-M, "DoD Accounting and Reporting of Government Property Lost, Damaged, or Destroyed," May 16, 1977, authorized by DoD 7200.10, "Guidance for Accounting and Reporting of Government Property Lost, Damaged, or Destroyed," May 16, 1977
- (ss) DoD Instruction 2010.10, "Mutual Logistics Support Among the United States, Governments of Other NATO Countries, NATO Subsidiary Bodies, and Other Eligible Foreign Countries - Financial Policy," October 30, 1987
- (tt) DoD Directive 7220.8, "Policies and Procedures Governing the Use of the Authority of Section 3732, Revised Statutes," August 16, 1956
- (uu) DoD Directive 7420.1, "Regulations Governing Stock Fund Operations," January 26, 1967
- (vv) DoD Manual 7110.1-M, "Budget Guidance Manual," July 8, 1982, authorized by DoD Instruction 7110.1, "DoD Budget Guidance," October 30, 1980



- (ww) DoD Instruction 7420.11, "Chart of Accounts and Financial Reports for Department of Defense Stock Funds," February 26, 1974
- (xx) DoD Instruction 7420.12, "Billing, Collection and Accounting for Sales of Materiel from Supply System Stock," March 10, 1977
- (yy) DoD Manual 4000.25-7-M, "Military Standard Billing System," 30 January 1985, authorized by DoD Directive 4000.25, "Administration of Defense Logistics Standard Systems," November 18, 1983
- (zz) DoD Manual 4130.2-M, "Federal Catalog System Policy Manual," March 1975, authorized by DoD Directive 4130.2, "The Federal Catalog System," March 9, 1981
- (aaa) DoD Manual 4100.39-M, "The Defense Integrated Data System," July 1986
- (bbb) DoD Directive 3025.10, "Military Support of Civil Defense," July 22, 1981
- (ccc) DoD Directive 4500.2, "Land Transportation Outside the Continental United States," February 15, 1980
- (ddd) DoD Instruction 4005.3, "Industrial Preparedness Planning," April 18, 1985
- (eee) DoD Directive 5124.1, "Assistant Secretary of Defense (Manpower, Installations, and Logistics)," January 12, 1984
- (fff) DoD FAR Supplement 8.7003-4
- (ggg) DoD Manual 4000.25-10-M, "Defense Automatic Addressing System (DAAS)," authorized by DoD Directive 4000.25, "Administration of Defense Logistics Standard Systems," November 18, 1983
- (hhh) DoD Directive 4410.6, "Uniform Materiel Movement and Issue Priority System," October 30, 1980
- (iii) DoD Manual 5000.12-M, "DoD Manual for Standard Data Elements," October, 1986

DEFINITIONS AND TERMS

ACCOUNTABLE OFFICER. An individual, either civilian or military, required to assure that accurate recording of property transactions is accomplished and current records pertaining thereto are maintained. (Accountability is concerned primarily with records, while responsibility is concerned primarily with custody, care and safekeeping.) (See Responsible Officer.)

ALLOWABLE DETERIORATION LIMIT (USE LIMIT). The extent that properties of a product may deteriorate without requiring downgrading or rendering the product unusable for its intended use.

ALONGSIDE AIRCRAFT FUEL DELIVERY. The transportation of Government-owned fuel from a storage facility, and its delivery into the fuel tanks of an aircraft. Charges for this service do not include the cost of the fuel.

AVIATION FUELS. Those refined petroleum products specifically formulated and blended for use in aircraft engines, both jet (reaction) engines and piston (reciprocating) engines.

BACKUP STOCKS. Terminal PWRMS held for Military Services use that must be delivered to the requiring activity.

BARREL. Standard unit of measurement of petroleum liquids consisting of 42 U.S. standard gallons at 60°F.

BONDED FUEL. Product imported from foreign sources into the United States and Puerto Rico for use in aircraft and vessels with off-shore destinations/missions. This product is exempt from the import allocation program unless used for purposes that do not qualify under the bonded fuel program.

BREAKOUT TANKAGE. Storage tanks utilized by pipeline liquids operators for intermediate storage in order to facilitate product deliveries.

BULK PETROLEUM PRODUCTS. Liquid petroleum products which are normally transported by pipeline, rail tank car, road tank truck, road tank trailer, barge, harbor, or coastal tanker and ocean going tanker and stored in a tank or container having a fill capacity greater than 55 U.S. gallons.

COMMON-SERVICING. That function (provision of bulk petroleum distribution and storage facilities and services) performed by one Military Service in support of another Military Service for which reimbursement is not required from the Service receiving the support.

CONTAMINATED PRODUCT. An off-specification product resulting from mixing with another product or products of different type and grade or by introduction of foreign matter such as rust, dirt, or water.

CONTRACTING OFFICER REPRESENTATIVE. An authorized representative of the contracting officer who is responsible to and under supervision of the contracting officer for those actions delegated by the contracting officer. The selection, appointment, and termination of appointment of CORs is made by the contracting officer and so documented.

CROSS-SERVICING. That function (provision of bulk petroleum distribution and storage facilities and services) performed by one Military Service in support of another Military Service for which reimbursement is required from the Service receiving the support.

DEFENSE FUEL AUTOMATED MANAGEMENT SYSTEM (DFAMS). An automated data system with a central data base which incorporates MILSPETS transactions. DFAMS is designed to (1) integrate bulk fuel management data (inventory, financial, procurement, requirements, and distribution), (2) incorporate GAO approved accounting principles and standards to ensure proper inventory/financial accounting, and (3) provide DFSC and other DoD components with management information required to support decisions and actions in meeting the fuel needs of the Military Services and Federal Agencies.

DFSC CONTRACT BULLETIN. A publication distributed by DFSC to disseminate information concerning all contracts awarded for direct support of installations. A separate contract bulletin is published for each of several selected purchase programs, e.g., east/west Coast Marine Regions I through 8, Alaska, and so on.

DEFENSE FUEL SUPPORT POINT (DFSP). Bulk fuel terminals operated by the military, commercial contractors, NATO, or foreign governments. DFSPs receive, store, and issue DLA-owned product in support of retail activities of the Military Services or other Government Agencies. NOTE: Breakout tankage associated with commercial pipeline companies are not designated as DFSPs. These tanks are part of the pipeline system which are used by pipeline companies as temporary in transit storage of fuel being transported under a tariff agreement.

DESIGNATED INTERMEDIATE CONTROL POINT (DICP). An assigned activity that provides AUTODIN transmission of MILSPETS documents for a reporting activity without that capability.

DISTRIBUTION PLAN. A summarization of contract award data prepared and published by DFSC to advise CONUS and overseas fuel regions and other petroleum management activities of how all requirements of a specified procurement program and delivery period will be supported.

DISTRIBUTION PLAN AUTHORIZATION (DPA). Establishes the maximum quantity of a product which may be ordered against all contracts managed by a particular fuel region or JPO.

DEPARTMENT OF DEFENSE ACTIVITY ADDRESS CODE (DoDAAC). A distinct six-position alphanumeric code assigned to identify specific units, activities, or organizations. This code is used for the first six positions of a document number. The codes are published in DoD 4000.25-6-M, Department of Defense Activity Address Directory.

DOWNGRADING. The procedure by which an off-specification or contaminated product is approved for use as a lower grade of the same or similar product.

ECONOMIC RESUPPLY QUANTITY (BULK FUELS ONLY). That quantity, based upon mode of transportation, which comprises the optimum resupply quantity. Factors usually included are:

- a. Usable capacity of the installation.
- b. Desired delivery frequency.
- c. Depth of waterway.
- d. Volume rates.
- e. Maximum capacity of vessel.
- f. Minimum tender acceptable.
- g. Availability of transport facilities.

EMERGENCY DISTRIBUTION PLAN (EDP). The EDP shows how the PWRMS being held at a CONUS DFSP or military installation will be delivered to the requiring activity and the estimated daily delivery rates. The tentative arrangement for CONUS activities are made by the CONUS DFRs using data from the Inventory Management Plan (IMP) and associated data.

FLOATING STORAGE UNIT (FSU). MSC tanker or Maritime Prepositioned Ship used as a war reserve storage when land based storage is not economical or available in adequate quantity.

GAGING (GAUGING). Gaging is the act of measuring the height of the product in a tank, the depth of water, if any, and the fuel temperature. Product sampling is occasionally performed in connection with gaging operations.

GROUND PRODUCTS. Those refined petroleum products normally intended for use in administrative, combat, and tactical vehicles, materiel handling equipment, special purpose vehicles, and stationary power and heating equipment. Products include motor gasolines, diesel fuels (excluding DFM), fuel oils, kerosene, and ground equipment lubricating oils.

IMPORT ALLOCATION. A specific volume of a product that is allowed to be imported free of license fees from foreign sources into the United States and Puerto Rico for use by DoD.

INTO-PLANE. The requirement/procurement of fuel and lubricating oils for contractor delivery into Government-owned aircraft normally at nonmilitary air facilities.

MALPOSITIONED WAR RESERVES. Terminal-held war reserve stocks that cannot be moved to the facility for which they are backup stocks before properly positioned war reserves would be drawn down to the regional war reserve safety level.

MARINE FUELS. Those refined petroleum products normally used in the propulsion of ships and boats and for the operation of marine equipment. Products include F76, NDF and NSF. Although F76 is primarily a marine fuel, it also has substantial application as a ground fuel.

MAXIMUM FILL LEVEL. The highest point to which a petroleum storage tank may be filled with a product, allowing for product expansion and other safety considerations.

MIKE (M). Single letter abbreviation used to designate units in thousands; e.g., 200,000 barrels equals 200M BBLs.

NONRECOVERABLE TANK BOTTOMS. The quantity of fuel below the suction manifold or drawoff line of storage tank. This quantity is not available in normal operations.

OCEAN TERMINAL. An installation capable of discharging and loading oceangoing tanker.

ON-BASE STOCKS. Stocks owned by the Military Services and used to support the retail mission. On-base stocks and retail stocks are synonymous in normal usage; however, being located on-base does not in itself make the stock "retail in nature" since many wholesale terminals (DFSPs) are located on a base.

ON ORDER BUT UNDELIVERED. The quantity of a product, for which orders have been placed on a DFSC contract during a month, but has not been received into inventory as of the report date.

PACKAGED FUELS. Those bulk petroleum fuels which, because of operational necessity, are packaged and supplied in containers of 5- to 55-gallon capacity. Fuels in military collapsible containers of 500-gallon capacity or less will also be included.

PACKAGED PETROLEUM PRODUCTS. Petroleum products (generally lubricants, oils, greases, and specialty items) normally packaged by a manufacturer and procured, stored, transported, and issued in containers having a fill capacity of 55-U.S. gallons or less.

PEACETIME ACQUISITION OBJECTIVE. The maximum quantity of materiel authorized to be on hand and on order to sustain current operations. It consists of the safety level quantity, pipeline time quantity, and economic resupply quantity.

PEACETIME OPERATING ASSETS (POA). Those assets on hand and on order to satisfy the POA.

PEACETIME OPERATING STOCK (POS). Those stocks of materiel on hand to satisfy the PSO.

PEACETIME STOCKAGE OBJECTIVE (PSO). The maximum quantity of fuel authorized to sustain peacetime operations. It represents the lowest practical level calculated to provide adequate and economical supply support.

PEACETIME STOCKAGE OBJECTIVE REQUIREMENT (PSOR). The computed PSO required to sustain peacetime operations in support of a DFSP. The PSOR becomes the authorized PSO unless demanding circumstances (i.e., economics, flexibility, war reserve requirements, funding constraints etc.) dictate otherwise. If so, the PSO is adjusted accordingly.

PIPELINE FILL. The gross volumetric capacity of all cross-country pipelines between storage locations. (Pipelines within a terminal are part of manifold fill quantity.)

PIPELINE TIME QUANTITY. That quantity calculated by multiplying the daily demand rate by the amount of time, in days, required to deliver product from source to terminal, including discharge and settling times as applicable.

PRE-POSITIONED WAR RESERVE MATERIEL REQUIREMENT (PWRMR). That portion of the war reserve materiel requirement that approved Secretary of Defense guidance dictates be reserved and pre-positioned prior to hostilities at or near the point of planned use or issue to the user to reduce reaction time, and to ensure timely support of the specific force or project until replenishment can be effected.

PRE-POSITIONED WAR RESERVE MATERIEL REQUIREMENT, BALANCE (PWRMRB). That portion of the PWRMR which has not been acquired or funded. This level consists of the PWRMR less the PWRMRP.

PRE-POSITIONED WAR RESERVE MATERIEL REQUIREMENT, PROTECTABLE (PWRMRP). That portion of the PWRMR which is protected for purposes of procurement, funding, and inventory management.

PRE-POSITIONED WAR RESERVE MATERIEL STOCK (PWRMS). The on hand assets designated to satisfy the PWRMR. It should be dedicated, set-aside, and quantifiable stocks of militarily suitable products.

PRODUCT DETERIORATION (USE) LIMITS. The extent that properties of a product may change without rendering the product unsuitable for its intended use.

PROPERTY ADMINISTRATION. A DoD contract administration function with prescribed uniform procedures and techniques designed to (1) meet management data requirements of the Government, and (2) assure the contractor's performance of property control in protecting the interest of the Government at minimum cost.

PROPERTY ADMINISTRATOR. An authorized representative of the contracting officer appointed/assigned to administer the contract requirements and obligations relating to Government property.

QUALITY ASSURANCE (PROCUREMENT). A contract administration function (including inspection) performed by the Government (QA Representative) to determine whether a contractor has fulfilled the contract obligations/requirements pertaining to quality and quantity of products and related services. (Note: QA ends and QS begins when the product is accepted by the QAR; acceptance of product represents the transfer of ownership from contractor to Government.)

QUALITY ASSURANCE REPRESENTATIVE. An authorized representative of the contracting officer who performs procurement quality assurance functions of petroleum products at contractor refineries and supply facilities before such products become Government property. (Note: DCAS QARs perform QA in CONUS; DFSC QARs perform QA and QS overseas.)

QUALITY REPRESENTATIVE. An organizational title assigned to an individual responsible for procurement quality assurance or quality surveillance functions.

QUALITY SURVEILLANCE. The aggregate of measures (blending, sampling, stock rotation, etc.) used to determine and maintain the quality of Government-owned bulk petroleum products to the degree necessary to ensure that such products are suitable for their intended use.

QUALITY SURVEILLANCE REPRESENTATIVE. An authorized representative of the contracting officer who performs quality surveillance functions of petroleum products at a contractor's storage facility, loading, or discharging ports and associated commercial pipeline facilities in CONUS.

RECLAMATION. The procedure that will restore or change the quality of a contaminated or off-specification product so that it will meet the specification of the original product or a lower grade product.

REDISTRIBUTION ORDER. A document directing the movement of product between DFSPs; controlled by DFRs.

REGIONAL WAR RESERVE SAFETY LEVEL. Minimum safety level included in PWRMR planning factors for planning regions and areas established in JCS Pub 3.

REQUIREMENTS BALANCE. A computed difference between the quantity slated for tanker delivery during a month and the actual quantity received from tankers (DFSC cargo number) during the month.

REQUIREMENTS OBJECTIVE. The maximum quantity of materiel authorized to be on hand and on order to sustain current operations and objectives. It consists of the POA, unusable inventory, and the PWRMRP.

RESPONSIBLE OFFICER. An individual, either civilian or military, responsible for the proper custody, care, and safekeeping of property entrusted to his possession or under his supervision to include pecuniary liability for any loss which might occur because of failure to exercise this obligation. (See also Accountable Officer.)

RETAIL. Of or pertaining to petroleum products held primarily for direct issue to an end use customer (aircraft, vehicle, heating plant, etc). Products are normally located on a military installation and owned by Military Services.

SAFETY LEVEL. The quantity of the PSO required to be on hand to permit continuous operations in the event of minor interruption of normal replenishment or unpredictable fluctuations in demand.

SALES. The total of all MILSPETS transactions involving the physical receipt of DLA-owned product by an authorized Service/Agency customer from a DFSP or direct from a contractor that result in DFSC billing. Customer returns of product for credit are subtracted from the product receipt total to obtain net sales.

SHELL CAPACITY. The gross volumetric capacity expressed in barrels of a petroleum storage tank, including nonrecoverable tank bottoms.

SLATES. Monthly reports of planned requirements for tanker delivery. CONUS slates cover four months; overseas slates cover five months.

SOURCE IDENTIFICATION AND ORDERING AUTHORIZATION (SIOATH) FORM. The SIOATH is a form used to advise the contractor supply source the effective price(s) for activities authorized to order or requisition product from that source and the target quantity to be withdrawn by each. It also advises the ordering activities of all the supply data necessary to schedule product and place a proper order.

STOCK FUND. A revolving fund established to finance costs of inventories of supplies. Stock funds are authorized by specific provision of law and are chartered by the Secretary of Defense to finance a continuing cycle of operations. Reimbursements and collections derived from sale of inventory to customer activities are available



for use by a stock fund without further action by Congress. Wholesale inventories are financed by the Defense Stock Fund while retail level inventories are financed by the stock funds of the respective Military Services.

STOCKAGE OBJECTIVE. The maximum quantity of materiel authorized to be on hand to sustain current operations and objectives. It consists of the PSO, unusable inventories (tank bottom, manifold, and pipeline fill) and the PWRMRP.

SUPPLEMENTARY ACTIVITY ADDRESS. The activity address in cases where the recipient of stock or the billing activity is other than the requisitioner.

TANKAGE. Refers to bulk petroleum storage tanks. The following terms are particularly applicable to tankage:

TANKAGE EXPANSION SPACE (VAPOR SPACE). Space at top of tank which is reserved for expansion of contents resulting from increases in temperature.

ULLAGE (or Outage). The difference between the top surface of the liquid in a drum, tank car and the top of the container, also the difference between the full (rated) capacity and actual contents of a storage container. In some tanks (and tank cars) it is the difference between a reference mark and the surface of the liquid. It is important that some appreciable difference always exist in order to allow a free space for the expansion of the contents in case of a rise in temperature.

TANK WAGON. A delivery truck equipped with a meter, nozzle, 100 feet of hose, and making multiple deliveries. Seals are not required.

TOTAL ASSETS. Materiel on hand and on order to satisfy the RO, tank bottoms requirement, and pipeline and manifold requirements.

TRANSPORT TRUCK. A delivery truck equipped with a 15-foot hose (no meter). Capacity generally ranges from 5,200 to 7,800 gallons.

TRUCK AND TRAILER. A delivery truck equipped with a 15-foot hose (no meter). Capacity is normally 9,000 gallons minimum.

ULLAGE. The distance from the reference point at the top of the tank to the surface of the liquid level in the tank.

UNAVAILABLE STORAGE. The total amount of usable storage which is unavailable within the reporting complex, by product, due to tankage being out of service for repairs, cleaning, conversion, reserved for cross-country pipeline fill requirements, or any other reason which precludes the ability to receive serviceable product. (Such as empty

storage held in reserve for blending of fuels, maintenance of contaminated product, etc.)

UNUSABLE INVENTORY. That portion of the inventory required to prime the storage/distribution system. It consists of cross-country pipeline fill, manifold inventory, and tank bottom inventory below the suction line. The inventory is not available to meet day-to-day operations.

UNUSABLE STORAGE. The unusable space in a tank due to structural deficiencies, safe fill height restrictions, and displacement due to floating roof.

USABLE STORAGE. Total of all storage space and pipeline fill within a reporting complex, including tank bottom and manifold fill, but excluding expansion space at the top of a tank, i.e., the level to which storage can be filled.

USABLE STORAGE CAPACITY. Net volumetric capacity (including pipeline and manifold capacity) that can be used for product storage. It is measured from maximum fill level to, and including, nonrecoverable tank bottoms.

WAR MATERIEL REQUIREMENT (WMR). The quantity of an item required to equip and support the approved forces specified in the Secretary of Defense Planning and Programming Guidance Memorandum (Logistics Planning and Programming Guidance Section)<sup>1</sup> through the period prescribed for war materiel planning purposes.

WAR MATERIEL PROCUREMENT CAPABILITY (WMPC). The quantity of an item which can be acquired by orders placed on or after the day an operation commences (D-Day) from industry or from any other available source during the period prescribed for war materiel procurement planning purposes.

WAR RESERVE MATERIEL REQUIREMENT (WRMR). That portion of the WMR required to be on hand on D-Day. This level consists of the WMR less the sum of the peacetime assets assumed to be available on D-Day on WMPC.

WHOLESALE. Of or pertaining to petroleum products held primarily for delivery to a retail storage/distribution system before final issue to the end use customer (aircraft, vehicle, heating plant, etc.). Wholesale stocks are owned by DLA.

---

<sup>1</sup>Copies available from Office of the Assistant Secretary of Defense (PA&E), Washington, D.C. 20301.

**WORLDWIDE INVENTORY AND STORAGE PLAN (WISP).** A DoD integrated plan of wholesale and retail bulk petroleum inventory/storage requirements designed to eliminate war reserve deficiencies and malpositioned stock; eliminate duplication of effort among DoD components and JCS; utilize DoD resources more efficiently; and assist in providing efficient financial management.

## ADMINISTRATIVE INSTRUCTIONS

### A. VOLUME, CHAPTER, SECTION, PAGE AND APPENDIX NUMBERING

1. The material in this manual is organized in volumes and chapters; the chapters in each volume pertain to major functional areas. There are five volumes as follows:

Vol I.	Introduction to Bulk Petroleum
Vol II.	Bulk Petroleum Management
Vol III.	U.S. Government National Credit Card (SF 149)
Vol IV.	Coal
Vol V.	MILSPETS

#### 2. Numbering System

a. Each chapter is divided into sections and paragraphs. The numbering system of this manual is designed to indicate the chapter and section for identification and reference purposes. Subdivisions of paragraphs are indicated by lower case letters, number in parentheses, and lower case letter in parentheses, in that order, as follows:

#### A. (SECTION)

##### 1. (Subsection)

##### a. (Paragraph)

##### (1) (Subparagraph)

##### (a) (Subparagraph)

##### 1. (Subparagraph)

##### a. (Subparagraph)

b. Appendices are identified by alphabets and numerics to indicate an alphabetic grouping, e.g., B1, B2, B3.

c. Pages are numbered in a separate series for each chapter and appendix. Pages of a chapter are numbered in sequence with Arabic numerals beginning with 1. Each page number is preceded by the number of the chapter; for example: the second page of chapter three is numbered 3-2. The page numbering system of the appendices indicates the number of the appendix, i.e., B1\_, B2\_, etc., followed by the page number of the appendix. Thus page 1 of appendix B1 would be "B1-1." When an index page(s) precedes an appendix, it will contain the alpha letter of the appendix and small Roman numerals, e.g.,

the index to appendix C is numbered C-i. If introductory pages are included in an appendix, they will be designated by the alpha of the appendix and the page number, e.g., A-1, etc.

B. PROPOSED CHANGES. The Defense Logistics Agency and the Defense Logistics Standard Systems Office prepared this manual in coordination with DoD Components. Send proposed changes through appropriate channels:

For changes to Volumes I, II, III, or IV:  
Defense Logistics Agency (ATTN: DRSO-M)  
Cameron Station  
Alexandria, VA 22304-6100

For changes to Volume V:  
Director  
Defense Logistics Standard  
Systems Office (ATTN: DLSSO-CP)  
Suite 210  
6301 Little River Turnpike  
Alexandria, VA 22312-5044

C. AMENDMENTS

1. This manual is published in looseleaf form to facilitate revision to various pages and chapters. Revised pages will be identified with the manual number, change number, and page number. Specific line or paragraph changes will be indicated by a marginal line.

2. Amendments will be distributed in the form of changes, numbered consecutively beginning with Change Number 1. Each change will contain instructions for minor revisions that can be made by written/typed insertions and/or will transmit amended pages when there are major revisions.

D. INTERIM CHANGES. Interim changes shall be limited to those that relate only to procedural matters after coordination with the Military Departments. Changes will remain valid for no more than 180 days, unless earlier incorporated in amendments.

E. AVAILABILITY OF THE MANUAL. DoD Components may obtain copies of this manual through their own publication channels. Other Federal agencies and the public may obtain copies from:

HQ, Defense Logistics Agency  
ATTN: DLA-XPD  
Alexandria, VA 22304-6100

F. DEFINITIONS AND TERMS. Terminology peculiar to petroleum logistics, not adequately clarified in the text is explained in the Definitions and Terms.

Volume V - MILSPETS

CHAPTER 1

MILSPETS ADMINISTRATIVE PROCEDURES

A. GENERAL

1. The management of bulk petroleum involves numerous interfaces among the DoD Components and DLA/DFSC. To facilitate the coordination of these interfaces, ASD(P&L) directed the establishment of the Military Standard Petroleum System (MILSPETS) in DoD Directive 4000.25. The MILSPETS is administered by the DoD MILSPETS Administrator, Defense Logistics Standard Systems Office, Cameron Station, Alexandria, VA 22304-6100.

2. MILSPETS prescribes data, data elements, related codes, documents/forms, formats, and the procedures related thereto for uniformity in the interchange of petroleum information within/between the Military Services, other customers, and DLA/DFSC. MILSPETS is designed to report transactions associated with procurement, contract administration, requisitioning, ordering, distribution, inventory management, accounting, storage, transportation, and billing procedures.

3. A single complete petroleum procedures manual is essential for DoD organizations in performing efficient fuel operations in the field. In place of a separate publication, MILSPETS procedures are incorporated in this manual.

4. Supplementing MILS procedures issued by DoD Components and participating Agencies are authorized only to the extent required for setting forth detailed operations (e.g., internal operating instruction).

B. MILSPETS FOCAL POINT COMMITTEE

The DoD MILSPETS Administrator will establish a focal point committee which will participate in the development, implementation, and maintenance of the system. The focal point committee is composed of representatives from the Services/Agencies as follows:

DoD MILSPETS  
Administrator

Chief  
Defense Logistics Standard Systems  
Office  
ATTN: DLSSO-CP  
Cameron Station  
Alexandria, VA 22304-6100

Army Focal Point

Deputy Chief of Staff for  
Logistics  
U.S. Army  
ATTN: DALO-TSE  
Washington, DC 20310-0561

Navy Focal Point	Commanding Officer Navy Petroleum Office ATTN: NPO 20 Cameron Station Alexandria, VA 22304-6180
Air Force Focal Point	Deputy Chief of Staff, Logistics and Engineering U.S. Air Force ATTN: AF/LEYSF The Pentagon Washington, DC 20330-5264
Defense Logistics Agency/ Defense Fuel Supply Center Focal Point	Directorate of Supply Operations Defense Fuel Supply Center ATTN: DFSC-0 Cameron Station Alexandria, VA 22304-6160
Marine Corps Focal Point	Commandant of the Marine Corps ATTN: LLS-4 Washington, DC 20380-0001
Coast Guard Focal Point	Commandant U.S. Coast Guard ATTN: G-FLP-1 2100 Second Street, SW Washington, DC 20593-0001

C. ADMINISTRATION OF MILSPETS PROPOSALS

1. The DoD MILSPETS Administrator will administer the MILSPETS in accordance with the policy guidance contained in DoD Directive 4000.25, and the following:

a. Proposals and/or recommended changes to MILSPETS portions of this manual will be forwarded to the DoD MILSPETS System Administrator for review.

b. Title of Proposal

- I. REFERENCE(s)  
List applicable reference(s).
- II. PROPOSED CONCEPT/CHANGE  
Narrative description of the basic concept being proposed and reason(s) therefor.

- III. INTERFACE/IMPACT REQUIREMENTS  
Known interface and impact requirements with other standard logistics systems.
- IV. ADVANTAGE/DISADVANTAGE  
Operational statement identifying known advantages or disadvantages resulting from proposed revision.
- V. PROCEDURE(s)  
Proposed wording required for the DoD MILSPETS manual.

c. All MILSPETS proposals will be evaluated by the MILSPETS Committee prior to formal staffing with the Services/Agencies. The evaluation of the proposed change will include the accuracy, validity, necessity, and urgency of the change. When required for evaluation of proposals, Services/Agencies will be requested to furnish cost/benefits estimates and impacts. Proposals which do not demonstrate significant interservice benefits will be returned to the originator. Proposals which demonstrate significant benefits will be formalized and forwarded to the Services/Agencies. Copies will be forwarded to the DoD System Administrators of other DoD systems impacted by the proposed change and to ASD(P&L). The DoD MILSPETS Administrator will normally request the Services/Agencies to provide a response to formalized MILSPETS proposals within 60 days.

d. MILSPETS proposals not receiving complete Service/Agency concurrence will be scheduled for discussion/resolution by the designated Service/Agency focal point representatives. Issues which involve MILSPETS procedural matters will be resolved by the DoD MILSPETS Administrator, normally within 90 days after receipt of all comments from the Services/Agencies. Matters affecting MILSPETS policy and unresolved procedures, together with the Service/Agency comments and a recommendation of the DoD MILSPETS Administrator, will be referred to ASD(P&L) for resolution.

e. Following resolution of the Service/Agency comments on the proposal, the DoD MILSPETS Administrator will prepare and disseminate letters to the Service/Agency focal points, requesting Service/Agency preferred implementation dates. Letters will normally request Service/Agency implementation dates be provided within 60 days. In those instances where one Service/Agency proposes an extended implementation date which would delay implementation by the other Services/Agencies by 12 months, the DoD MILSPETS Administrator will attempt to resolve the issue with the appropriate Service/Agency. In those instances where a satisfactory implementation date cannot be jointly agreed upon, the DoD MILSPETS Administrator will forward the matter to ASD(P&L) for resolution.



CHAPTER 2

MILSPETS TRANSACTION REPORTING,  
REPORTS, FORMS, FORMATS, CODES, AND DATA ELEMENTS

A. GENERAL. Transaction reporting, when applicable, is prescribed in appendix B. Initiators are referred to the applicable appendix of this chapter for preparation of the required format.

B. FREQUENCY/METHODS OF REPORTING MILSPETS TRANSACTIONS

1. Frequency. The DFAMS requirement is to have MILSPETS transactions reported to DFSC within two working days of an action (e.g., receipt of product), and to correct/resubmit erroneous transactions within 24 hours after receipt of a reject. Unique situations requiring time extension will be considered on a case by case basis.

2. Methods of Transmission

a. The method used to transmit transactions to DFSC will depend on the available telecommunications, transaction volume, cost effectiveness, and unique problems. Methods of input are:

<u>TYPE ACTIVITY</u>	<u>METHOD OF REPORTING</u>
CONUS Contractor- Operated DFSP (COCO/ Pipeline Terminal)	To the respective DFR via telephone/ telecopier for direct input to DFSC via a remote input device. (Copy of source document also mailed to the DFR for verification.)
CONUS/Overseas GOGO DFSP	(1) Directly to DFSC via AUTODIN when a capability exists.  (2) To a designated intermediate control point (e.g., overseas con- trol point) when an AUTODIN capa- bility does <u>not</u> exist.
Overseas Contractor Operated DFSP	(1) Directly to DFSC via AUTODIN when a capability exists.  (2) To the respective DFR or other designated intermediate control point (DICP) via telephone/telecopier for input to DFSC via AUTODIN. (Copy of source document also mailed to the DFR/control point for verification.)

TYPE ACTIVITY

METHOD OF REPORTING

CONUS/Overseas  
Service Retail Activity

(1) Directly to DFSC via AUTODIN (CONUS Army and Air Force activities).

(2) To the designated DFR via telecopier, message, or telephone for direct input via a remote device. Reporting activity must make arrangements with the DFR on the best available and mutually acceptable method of reporting to be used. Except for telecopier, a copy of the source document must also be mailed to the DFR for verification (CONUS Navy activities).

(3) To a DICP via telecopier, message, or telephone for input via AUTODIN or a remote input device. Reporting activity must make arrangements with the DICP on the best available and mutually acceptable method of reporting to be used. Except for telecopier, a copy of the source document must also be mailed to the DFR for verification (Overseas Service Retail activities; Navy activities supported by a Navy-managed DFSP).

(4) Submission of hardcopy source document to DFSC via mail when it is not possible or practical to use AUTODIN or an existing intermediate control point (Federal Agency Activities).

Contractor Shipping  
Activities/QAR Functions  
(DD Form 250/250-1 Used as  
Origin Acceptance Loading  
Documents)

(1) To the respective DFR via telecopier, telephone, message, mail for direct input to DFSC via a remote input device (CONUS), or AUTODIN (Overseas) (Copy of DD Form 250/250-1 source document also mailed to DFR for use as DFSC supporting document for contractor payment, TDR actions. MSC 4020-3 Loading Reports and DFSC Tanker Lift Schedules used by DFR to prepare/submit transactions for shipment via tanker).

TYPE ACTIVITY

METHOD OF REPORTING

Special/Exception activities (Includes activities for which special accounts are established by DFSC for loan, exchange agreement, reclamation; floating storage DFSPs; exception activities with telecommunications problems that prevent timely reporting (e.g., remote activities with only mail service.)

(2) To DFSC via mail for special processing. (MSC 4020-4 Discharge Reports used by DFSC to input transactions for floating storage DFSPs.)

To DFSC via mail for special processing. (MSC 4020-4 Discharge Reports used by DFSC to input transactions for floating storage DFSPs.)

b. Hardcopy Source Document. Auditable hardcopy source documents will normally be retained by the DFSP/DFR. These documents will be transmitted to DFSC in lieu of MILSPETS transactions only as a last course, subject to case evaluation and approval.

c. Telephone. Direct telephone call to DFSC will be used only when circumstances dictate immediate action; e.g., to expedite contractor discount.

C. REPORTING OF MILSPETS TRANSACTIONS VIA AUTODIN

1. The long established DoD Automatic Digital Network (AUTODIN) is the primary method for electrical transmission of MILSPETS transactions by overseas activities and CONUS GOGO DFSPs. The Defense Automated Addressing System (DAAS), which is tied into AUTODIN, provides a routing and editing service for DFSC. Procedures governing AUTODIN/DAAS are contained in:

a. JANAP 128 (Communications procedures for electrical transmission of MILSPETS transactions via AUTODIN--used by communications facilities worldwide).

b. DoD 4000.25-10-M, Defense Automatic Addressing System (DAAS), April 1985.

2. Reporting activities that have access to an AUTODIN terminal must:

a. Contact the local communications facility to become an official AUTODIN subscriber, and establish procedures for the input

of MILSPETS transactions to AUTODIN and the return of MILSPETS management notices/rejects generated by DFSC or DAAS.

b. Make necessary local arrangements for the preparation of formatted transactions to be input to the communications facility for subsequent transmission via AUTODIN (e.g., keypunching/verification of 80 character formatted message (punched cards); preparation of OCR formatted messages suitable for input to AUTODIN by the communications facility).

3. All MILSPETS transactions input to AUTODIN by a communications facility must be:

a. Addressed to "Defense Automatic Addressing System (DAAS), Gentile AFB, Dayton, Ohio."

b. Identified as MILSPETS transactions by using content indicator "IHPZ." (IAZZ may be used by Air Force.) (Special DAAS exemption.)

4. Reporting activities must work closely with their subactivities (e.g., DFSP storage terminals) to insure that an effective two-way communication link is established that will promptly relay transaction data and support the frequency criteria outlined in B. above. Methods of transmitting data from the subactivities include telephone, followed by a copy of the hardcopy source document for verification, and telecopier transmission of a copy of the source document.

5. All transaction data received by a reporting activity must be converted into 80 character formatted messages suitable for electrical transmission via AUTODIN. This is usually accomplished by keypunching/verifying 80 position punched cards in MILSPETS format from either copy of the hardcopy source document (e.g., DD Form 250) or column worksheet used to transcribe the formatted data from a telephone call.

6. Methods of input to a communications facility/AUTODIN include:

a. OCR typing of data in standard OCR Font "B" suitable for input to an OCR reader. Availability of OCR reading equipment and programming capability to translate the OCR input into data pattern messages is a prerequisite. Local arrangements must be made with the communications facility, subject to capability and support agreement. The message is prepared on DD Form 173/2, Joint Messageform (OCR Red), and must be input in plain language address to "DAAS, DAYTON, OH." The first line of data will contain position 1 through 59 of the MILSPETS transaction format followed by one of two in positions 60-63 (this identifies line one of two to DAAS). The second line of data will contain positions 60 through 80 of the MILSPETS transaction entered in positions 1 through 21, and two of two in positions 22

through 25 (this identifies the remaining line two of two to DAAS). Repeat the above two line entries for additional transactions to be reported. Do not use extra slashes or spaces to separate data fields, and do not number lines or paragraphs. There is no unique LMF or CIC requirement to be entered on the DD Form 173/2. See appendix A64.

b. Teletype or telecopier transmission of data to a communications facility where the data are then transformed into required 80 character data pattern messages. Local arrangements must be made with the communications facility, subject to capability and support agreement.

c. Direct input of data by a remote device to a communications facility in 80 character data pattern messages suitable for electrical communications facility to obtain/install equipment, subject to capability, economic considerations, equipment compatibility, funding, and support agreement.

d. Narrative message, prepared on DD Form 173/2 in the format provided in appendix A64. This type message bypasses DAAS, and instead of going directly into DFAMS for computer processing like a. thru e. above, is received by DFSC in the same form as transmitted, requiring intermediate manual entry into DFAMS. This method is slower and more error prone and will be used only as a last recourse, subject to case evaluation and approval by DFSC.

#### D. TRANSACTION VALIDATION AND ERROR CORRECTION

1. Transactions are automatically validated at or by the following points:

a. At the Defense Fuel Regions (when transactions are keyed in via a remote input device).

b. By DFAMS (all transactions).

2. Rejected transactions are returned to the originator for correction and resubmission within 24 hours after receipt. Erroneous transactions are returned without change, except for the following format modifications:

RP: 3 - Third position of the Document Identifier (DI) is replaced with "Z" to identify the transaction as a reject. The original data in rp 3 is moved to rp 7 to retain identity of the original transaction.

RP: 21-22 - Contains the applicable reject indicator.

3. Appendix C39 provides a listing of specific reject indicators and conditions which identify the corrective action(s) required by the transaction originator.

4. Transactions corrected and reinput in response to a DFAMS reject action will be recognized by DFAMS as a new transaction and will not require an action code in record position (rp) 22 (except when the transaction that rejected and is being reinput is a change or reversal).

5. A cumulative daily reject listing is printed for DFSC/DFR management action. Rejects are automatically cleared from the DFAMS file when corrected transactions are processed if rejected and corrected transactions contain identical data in the control fields. When a transaction cannot be cleared automatically (e.g., a control field such as the document number is in error) the reject can be cleared by processing the erroneous transaction with a reject clear code of two slashes (//) in rp 52-53.

6. After a transaction has been validated and recorded by DFAMS in the transaction history file, it represents a valid source document and is subject to audit. It is then used as the common data base for all DFAMS requirements; e.g., contractor payment, customer billing, supply, and financial reports.

Errors discovered after validation/recording by DFAMS will require reinput of the erroneous transactions with an action code "R" (reversal) or "C" (change) as presented in appendix C1. The following applies to use of action codes:

<u>ACTION CODE</u>	<u>USE</u>
BLANK	Used in all new transactions (including rejects corrected and reinput to DFAMS).
R	Used to completely reverse a recorded transaction.

<u>ACTION CODE</u>	<u>USE</u>
C	Used to accomplish two actions simultaneously; i.e., (1) reverse an erroneously recorded transaction, and (2) process a new (add) transaction with corrected data.

7. Special Rules:

a. Control fields, identified by an underline in each format appendix B, cannot be corrected using action code "C". Correction of

an erroneous control field will require two individual transactions; i.e., (1) the erroneous transaction, as recorded, with action code R, and (2) a new (add) transaction with the correct control field data. To reverse a transaction, place "R" in rp 22, and place data from control fields of transaction being reversed in appropriate columns.

b. To change a transaction, place "C" in rp 22, data from control fields in appropriate rps, and corrected data in appropriate field. When recorded noncontrol data are found to be invalid and should be replaced with blanks, fill the applicable correction field with asterisks (\*).

c. Condition/identity change transactions (DIC P43) cannot be corrected using action code "C". Correction of any erroneous data will require two individual transactions; i.e., (1) the erroneous transaction, as recorded, with action code R, and (2) a new (add) transaction with the correct data.

E. MANAGEMENT NOTICES. Management Notices are always identified by numeric "6" in rp 2 of the DI. They are automatically generated by DFAMS to provide information or request specific action(s). Chapter 3 provides a detailed listing of specific management notices, definitions, and action(s) required by the recipient.

F. AUTODIN FORMATS OTHER THAN DATA PATTERN

1. Formatted message input via Mode V terminal. For explanatory purpose, the DD Form 173/2 is prepared as follows:

a. Security Classification - UNCLASSIFIED

LMF - TC

CIC - IHPZ (IAZZ may be used by Air Force)

The first line in the body of the message must contain the words "MILSPETS DOCUMENTS."

The transaction data are as follows:

P10	Document Identifier
345	Delivery Order Preparation Day
V	Media Code
9130002568613	National Stock Number
Blank	Blank Character (Leave Space)
Blank	Action Code (Leave Space)
0020000	Quantity Field

FB56127345CB01  
Blank  
  
000000  
A  
61  
76D0412  
010100  
00035100  
CB01  
00

Document Number  
Management Indicator  
(Leave Space)  
Supplementary Address  
Signal  
Fund Code  
PIIN  
CLIN  
Contract Unit Price  
Delivery Order Number  
Delivery Order Amendment Suffix

b. The special instruction block and other areas of the DD Form 173/2 should be prepared in accordance with Service or local requirements.

2. Narrative Message Format

a. Narrative messages (DD Form 173/2) are limited to a maximum of seven MILSPETS transactions or the contents of a single page--whichever is greater. Narrative messages will not be submitted through the DAAS for automatic processing.

b. The first line in the body of the message will contain the words "MILSPETS TRANSACTIONS." Thereafter, each transaction will be numbered commencing with number 1 and the first 66 columns of data (except for dividing slashes (/)) will be inserted and divided exactly as hereafter depicted. Remaining data will be entered on the second line exactly as depicted.

c. The following is a sample narrative message containing MILSPETS transactions.

(1) The first line in the body of the message will contain the words "MILSPETS TRANSACTIONS." Thereafter, each transaction will be numbered, commencing with number 1, and the first 66 columns of data (except for dividing slashes (/)) will be inserted.

(2) For explanatory purposes, the first transaction is segmented and explained.

First Line:

P10/(DI); 345/(Del Ord/Amend Preparation Day); M/(Medium of Transmission); 9130002568613 (NSN); \*BLNK/(Leave blank); 0020000/(Quantity); FB56127345CB01/ (Document Number); BLNK/(Management Indicator); 000000/(Supplementary Address); A/(Signal); 61/(Fund Code).

Second Line:

76D0412/(PIIN); 0100(CLIN); 00035100/(Contract Unit Price); CB01/(Delivery Order Number); 00/(Delivery Order Amendment Suffix).



\* When an element of data is not applicable, the field will be recognized and entered as "BLNK."

G. DOCUMENT CONTROL/FILE MAINTENANCE

<u>Document Type/ Form/DI</u>	<u>Filing Sequence</u>	<u>Document Prepared by Filed by</u>	<u>Document File Retention Criteria and Remarks</u>
Source Identifi- fication and Ordering Author- ization (SIOATH) DFSC Form 21.1	Contract/ Order Nr	DFSC-OD DFSC-OD	Retain for six years and three months. <sup>1</sup> Tanker Orders, Audi- table Source Document. (Retention IAW DLAM 5015.1, para 830.10b.)
		DFR DFR	Retain for six years and three months. <sup>1</sup> Auditable Source Docu- ment. (Retention IAW DLAM 5015.1, para 820.10b.)
		Svc/Agency/ Activity (Dir. Del) Srv/ Agency/ Activity	Retain for six years and three months. <sup>1</sup> Auditable Source Docu- ment. (Retention IAW DLAM 5105.1, para 820.20b.)

---

<sup>1</sup>Upon completion of contract, place in appropriate closed file. Cut off closed files at annual intervals. Hold for one year and retire for ultimate disposal. Destroy six years and three months after cut off of closed files. EXCEPTION: Files known to be pertinent to an unsettled claim, incomplete investigation, or pending litigation will not be destroyed or retired until settlement of the claim or until the completion of the investigation or litigation.

<u>Document Type/ Form/DI</u>	<u>Filing Sequence</u>	<u>Document Prepared by Filed by</u>	<u>Document File Retention Criteria and Remarks</u>
		DFR/DICP	Retain until P10 trans- action appears in part II of the Daily Trans- action Register. The DFR copy is used for P10 transaction report- ing and verification.
Delivery Order/ Amendment, DD 1155, P10	Contract/ Order Nr	DFSC-OD DFSC-OD	Retain for six years and three months. <sup>1</sup> Tanker Orders, Auditable Source Document. (Retention IAW DLAM 5015.1, para 820.10b.)
		DFR DFR	Retain for six years and three months. <sup>1</sup> Auditable Source Document. (Reten- tion IAW DLAM 5015.1, para 820.10b.)
		Svc/Agency/ Activity Dir. Del) Svc/ Agency/ Activity	Retain for six years and three months. <sup>1</sup> Auditable Source Document. (Re- tention IAW DLAM 5015.1, para 820.10b.)
		DFR/DICP	Retain until P10 trans- action appears in part II of the Daily Trans- action Register. The DFR copy is used for P10 transaction report- ing and verification.

---

<sup>1</sup>See previous page.

<u>Document Type/ Form/DI</u>	<u>Filing Sequence</u>	<u>Document Prepared by Filed by</u>	<u>Document File Retention Criteria and Remarks</u>
Contractor Shipment, DD 250, DD 250-1, P2Ø	Contract/ Order Nr/ Ship Nr.	QAR Contr/QAR	Retain for six years and three months. <sup>1</sup> Auditable Source Document. (Re- tention IAW DLAM 5015.1, para 820.10b.)
		DFR	DFSC Source Documents supporting contractor payment and TDR actions. Retain for six years and three months. <sup>1</sup> (Reten- tion IAW DLAM 5015.1, para 820.10b.)
DFSP Shipment, DD 250, DD 250-1, DD 1149, DD 1348-1, P2(x) Series	Inv Mnth/ NNS/TSN	DFSP DFSP	Retain for two years after the renewal or completion of a DFSP storage contract. Auditable Source Docu- ment. (Retention IAW DLAM 5015.1, para 932.50.)
	DoDAAC/ Inv Mnth/ NSN/TSN	DFR	Retain until P2(x) trans- action appears in DFSP Reconciliation Document Register and the register is signed/returned to the DFR for file. DFR copy is used for P2(x) transaction reporting and verification.

---

<sup>1</sup>See note on page 2-9.

<u>Document Type/ Form/DI</u>	<u>Filing Sequence</u>	<u>Document Prepared by Filed by</u>	<u>Document File Retention Criteria and Remarks</u>
DFSP Receipts DD 250, DD 250-1, DD 1149, DD 1348-1, DD 1348-1, P3(x) Series	Inv/Mnth/ NSN/TSN	Shipping Activity (Completed by rec act) DFSP	Retain for two years after the renewal or completion of a DFSP storage contract. <sup>2</sup> Auditable Source Docu- ment. (Retention IAW DLAM 5015.1, para 932.50.) <sup>2</sup>
	DoDAAC/ Inv Mnth/ NSN/TSN	DFR	Retain until P3(x) transaction appears in DFSP Reconciliation Document Register and the register is signed/ returned to the DFR for file. DFR copy is used for P3(x) transaction reporting and verifica- tion.
DFSC Inventory Con- trol Document, DD 1348-1, P41, P42, P43	Inv Mnth/ NSN/DI/ TSN	DFSP DFSP	Retain for two years after the renewal or completion of a DFSP storage contract. Auditable Source Docu- ment. (With supporting actions; e.g., DD 200,

---

<sup>2</sup>For deliveries by a contractor under FOB destination acceptance terms, follow the same procedures used for contractor shipments.

<u>Document Type/ Form/DI</u>	<u>Filing Sequence</u>	<u>Document Prepared by Filed by</u>	<u>Document File Retention Criteria and Remarks</u>
DFSP Inventory Control Document, DD 1348-1, P41, P42, P43	DoDAAC/ Inv Mnth/ NSN/TSN	DFR	etc.) (Retention IAW DLAM 5015.1, para 832.50.)  Retain until P4(x) transaction appears on DFSP Reconciliation Document Register and the register is signed/ returned to the DFR for file. <sup>3</sup> DFR copy is used for P4(x) transaction reporting and verifica- tion.
Service/Agency Receipt, DD 250, DD 250-1, DD 1149, DD 1348-1, P3(x) Series	Contract/ Order Nr/ Shipment Nr (Receipts from Con- tractor) or MILSTRIP Doc Nr/ Suffix Nr.	Shipping Activity (Comp by Rec. Act) Svc/ Agency Activity	Retain for two years

<sup>3</sup>Suggest the DFR hold these documents for a few months. This will allow us to find out what causes reconciliation, etc. This would only be until the system is operating smoothly.

<u>Document Type/ Form/DI</u>	<u>Filing Sequence</u>	<u>Document Prepared by Filed by</u>	<u>Document File Retention Criteria and Remarks</u>
			after the completion of the inventory month. <sup>2</sup> Auditable Source Document. (Retention IAW DLAM 5015.1, para 932.50.) <sup>2</sup>
		DFR (When DICP for Reporting)	Retain until P30/31 transaction appears on part II of the Daily Transaction Register. DFR copy is used for P30/31 transaction reporting and verification. (Excludes all FOB origin shipments via tank truck or tank car.)
Daily Transaction Register	DoDAAC/ Date/NSN	DFSC DFR	Retain for six months. Printed on DFR terminal, daily.
Daily Suspense Listing	Date	DFSC DFR	Destroy prior listing upon receipt of new cumulative listing. Printed on DFR terminal, daily.
Daily Mission Transmission Listing	DoDAAC/ Date	DFSC DFR	Destroy prior listing upon receipt of new cumulative listing. Printed on DFR terminal, daily.

---

<sup>2</sup>See page 2-13.

<u>Document Type/ Form/DI</u>	<u>Filing Sequence</u>	<u>Document Prepared by Filed by</u>	<u>Document File Retention Criteria and Remarks</u>
Daily Reject Listing	Date	DFSC DFR	Destroy prior listing upon receipt of new cumulative listing. Printed on DFR terminal, daily.
Transaction Reject Management Report (for a specified period)	DoDAAC/ Date	DFSC DFR	Retain for a period determined locally. Printed on DFR terminal, monthly, or as required.
DFSC Reconciliation Work Lists	DoDAAC/ Date/NSN	DFSC DFR	Destroy prior listing upon receipt of new listing. Printed on DFR terminal, daily, until problems are resolved.
DFSP Reconciliation Document Register	DoDAAC/ Inv Mnth/ NSN	DFSC DFR	Retain for two years after the renewal or completion of a DFSP storage contract. Printed on DFR terminal, monthly, after successful reconciliation. Filed by DFR after verification and signature by DFSP. (Retention IAW DLAM 5015.1, para 932.50.)

<u>Document Type/ Form/DI</u>	<u>Filing Sequence</u>	<u>Document Prepared by Filed by</u>	<u>Document File Retention Criteria and Remarks</u>
	Inv Mnth/ NSN	DFSP	Retain for two years. Verified against and filed with Auditable Source Documents. (Retention IAW DLAM 5015.1, para 932.50.)
DFSP Inventory Status Report	DoDAAC/ Inv Mnth	DFSC DFR	Retain for a period determined locally. Mailed to the DFR monthly after success- ful reconciliation.

H. REPORTS, FORMS, DFSPs, AND PETROLEUM PRODUCTS

MILSPETS reports, forms, DFSPs, and petroleum products are identified and listed in appendix A. See the index for a detailed listing.

- I. FORMATS. MILSPETS formats are identified and listed in appendix B. See the index for a detailed listing.

- J. CODES/DATA ELEMENTS. MILSPETS codes/data elements are identified in appendix C. See the index for a detailed listing.



CHAPTER 3

ASSIGNMENT, PURPOSE, AND USE OF MILSPETS  
TRANSACTION DOCUMENTS

- A. GENERAL. This chapter identifies the formats used for reporting MILSPETS transactions to DFAMS. It explains the purpose of each document identifier and contains general information for the origination, preparation, and frequency, as well as special remarks.
- B. DOCUMENT IDENTIFIER P1 series includes delivery orders/amendments, requisitions/amendments, redistribution orders/cancellations, and release orders/cancellations.
1. Document Identifier P10, used as a delivery order, is to request delivery of product from a contract source against an active DFSC contract.
    - a. The P10 delivery order is prepared as required, but not to exceed a calendar month requirement. It is originated by the Service/Agency activity to direct delivery to the activity, by a DFR to effect delivery to a specified DFSP, and by DFSC to direct tanker deliveries. The source document is DD Form 1155.
    - b. The P10 transaction establishes the link between the originator's document number and related PIIN/Order Number/CLIN. Billing data are obtained from this transaction. Contract unit price in this transaction will be compared to latest DFAMS price; if different, a P10 amendment will be computer produced by DFSC and an amended DD Form 1155 furnished the contractor.
  2. Document Identifier P10, used as a delivery order amendment, amends a delivery order for product from a contract source against an active DFSC contract.
    - a. The P10 is prepared, as required, to amend a delivery order submitted to the contractor for delivery of product (e.g., to increase, decrease, or totally cancel a previously ordered/amended quantity, and to request change of data such as CLIN and required delivery date). The originator is the same as P10 delivery order above. The source document is DD Form 1155.
    - b. The P10 amendment is identified by a sequential order amendment suffix. Sequence controls are incorporated in DFAMS for order amendment suffix. Quantity in the amendment transaction will replace the quantity furnished in the preceding order/amendment.

3. Document Identifier P1Y is used to cancel a delivery order. The P1Y is prepared, as required, to cancel a previously submitted order in its entirety. It is used only when an entire order quantity is undelivered. The source document is DD Form 1155.

4. Document Identifier P11, used as a requisition, is to request product from a DFSP.

a. The P11 requisition is prepared as required, but not to exceed a calendar month requirement. It is originated by the Service/Agency activity to requisition product from a DFSP. The source documents are DD Form 1149, 1348, and 1348-1.

b. The P11 requisitions may be submitted to a DFSP for a monthly requirement to be supplied by periodic multiple deliveries (e.g., daily, weekly) or periodic single shipment deliveries throughout the month (e.g., one delivery each week). A P11 transaction will not be submitted to DFSC (only transactions related to the subsequent shipment/receipt of requisitioned product are required).

5. Document Identifier P11, used as a requisition amendment, is to amend the previous requisition and substitutes the new requisition quantity. Quantity will be zero for total cancellation. The source document is the same as P11 requisition above.

6. Document Identifier P12 is used to redistribute DLA-owned product from one DFSP to another DFSP.

a. The P12 is prepared, as required, by a DFR or DFSC to direct transfer of DLA-owned product from one DFSP to another DFSP. The P12 may be accomplished by message or DD Form 1348-1.

b. A P12 transaction will not be submitted to DFSC (only transactions for the subsequent shipment/receipt of product is required).

7. Document Identifier P1B is used to cancel a P12 redistribution order. The DFR or DFSC prepares the P1B, as required, by message or DD Form 1348-1 to request cancellation of a P12. The P1B transaction will not be submitted to DFSC.

8. Document Identifier P13 is used as a release order for product from a DFSP to a Service/Agency activity.

a. The P13 release order is used, as required, by the DFR or DFSC to direct release of DLA-owned product from a DFSP to a Service/Agency activity. The P13 may be accomplished by message or DD Form 1348-1.

b. A P13 transaction will not be submitted to DFSC for a P13 issued by a DFR. (Only transactions for the subsequent shipment/receipt of product are required.) Billing data must be furnished the DFR by the incorporation in the P13 transaction. The DFSC will approve all free issues (signal M in rp 51) of the DLA-owned product from a DFSP and issue the required P13.

9. Document Identifier P1C is used to cancel a P13 release order. The DFR or DFSC prepares the P1C, as required, by message or DD Form 1348-1. The P1C transaction will not be submitted to DFSC.

10. Document Identifier P14/P15 is used to direct release of DLA-owned product from a DFSP to an activity for reclamation/loan/exchange agreement.

a. The P14 is prepared, as required, by a DFR or DFSC to direct release of DLA-owned product from a DFSP to an activity for reclamation.

b. The P15 is prepared, as required, by a DFR or DFSC to direct release of DLA-owned product from a DFSP to an activity for exchange agreement or loan. The P14/P15 may be accomplished by message or DD Form 1348-1.

c. A P14 or P15 transaction will not be submitted to DFSC. (Only transactions for the subsequent shipment/receipt of product are required.)

11. Document Identifier P1D/P1E is used to cancel a P14/P15 release order (reclamation/loan/exchange agreement). The DFR or DFSC prepares the P1D/P1E, as required, by message or DD Form 1348-1 to request cancellation of a P14/P15. The P1D or P1E will not be submitted to DFSC.

12. Document Identifier P18 is used as a release order for release of product from a DFSP to a DRMO.

a. The P18 is prepared, as required, by a DFR or DFSC to direct release of DLA-owned product from a DFSP to a DRMO. The P18 may be accomplished by message or DD Form 1348-1.

b. A P18 transaction will not be submitted to DFSC. (Only transactions for the subsequent shipment of product to the DRMO is required.)

13. Document Identifier P1H is used to cancel a P18 release order to DRMO. The DFR or DFSC prepares the P1H cancellation, as required, by message or DD Form 1348-1. A P1H transaction will not be submitted to DFSC.

14. Document Identifier P19 is used as a DFSP requisition to a Service/Agency obligating of DFSC funds.

a. The P19 is prepared, as required, by a DFSP to report DFSP submission of a requisition to a Service/Agency obligating DFSC funds. The source document is DD Form 1348-1.

b. The P19 transaction is a modified version of the requisition submitted to the source of supply.

C. DOCUMENT IDENTIFIER P2 series includes contractor shipments, DFSP shipments to Service/Agency, reclamation/loan/exchange agreement, DRMO, laboratory, into-plane issue/defuel, and diversion order/cancellation.

1. Document Identifier P20 is used for shipment of product from a contractor source.

a. The P20 is prepared, as required, by a contractor or QAR to ship product from a contract source to a DFSP or Service/Agency activity in response to a DD Form 1155 (P10 delivery order transaction). The P20 will be accomplished on DD Form 250 or 250-1.

b. The P20 will contain the contract number abbreviated/order number/CLIN (and shipment number for other than modes tanker/barge) as primary controls. The P20 transaction will be suspended by DFAMS if a related P10 delivery order transaction has not been recorded.

2. Document Identifier P21/P23 is used as a DFSP shipment to a Service/Agency in response to a P11 requisition or P13 DFR release order.

a. The P21 is prepared by a DFSP, as required, to satisfy required delivery date in the P11 to ship DLA-owned product from a DFSP to a Service/Agency activity in response to a P11 requisition.

b. The P23 is prepared by a DFSP, as required, to satisfy required delivery date to ship DLA-owned product from a DFSP to a Service/Agency in response to a P13. The P21 or P23 will be accomplished on DD Form 250, 250-1, 1149, or 1348-1.

c. The document number/suffix codes are the primary controls. Sequential suffix codes will be used to control multiple shipments.

3. Document Identifier P22 is used to ship DLA-owned product from a DFSP to another DFSP in response to a P12. The P22 is prepared, as required, to satisfy required delivery date in P12 redistribution order. The shipment will be accomplished on DD Form 250 or 250-1.

4. Document Identifier P24/P25 is used for DFSP shipment for reclamation, loan, or exchange agreement for DLA-owned product.

a. The P24 is prepared by a DFSP to ship DLA-owned product from a DFSP to a Government/commercial activity for reclamation and subsequent return in response to a P14.

b. The P25 is prepared by a DFSP to ship DLA-owned product from a DFSP to a designated activity in response to a P15 and subsequent return. The shipment will be accomplished on DD Form 250, 250-1, 1149, or 1348-1.

c. Visibility/control is maintained by DFSC via a temporary special inventory control account until closeout by return receipt transactions and/or special actions.

5. Document Identifier P28 is used by a DFSP to ship DLA-owned unusable/contaminated product to a DRMO in response to a P18. The shipment will be accomplished on DD Form 250, 250-1, 1149, or 1348-1.

6. Document Identifier P29 is used by a DFSP, as required, to ship samples in excess of a drum to a Government/commercial testing facility. The shipment will be accomplished on DD Form 250, 250-1, 1149, or 1348-1.

7. Document Identifier P2A/P2B is used by DFSC for into-plane issue or defuel, as required. The P2A applies to into-plane issues and the P2B applies to defuel when necessary. The transaction will be accomplished on DD Form 1898.

8. Document Identifier P2D is used for diversion of DLA-owned product from an intended consignee to a new consignee.

a. The P2D is used by DFSC to direct diversion of DLA-owned product from an intended consignee to a new designated consignee (includes MSC tanker CONSOL/UNREP). The P2D is prepared, as necessary to satisfy a required delivery date. The diversion will be accomplished by message.

b. The P2D format will be transmitted by message to the shipper/carrier with information to the intended QAR or DFR. The P2D message will be attached to the original shipping document used by the new consignee to receive the product, and will be used to prepare the required P3D receipt of diverted product transaction.

9. Document Identifier P2E is used to cancel a P2D diversion order. The DFSC or DFR prepares the P2E diversion order cancellation by message, as required, to cancel a P2D diversion order.

D. DOCUMENT IDENTIFIER P3 series includes receipt from contractor Service/Agency, redistribution/order, reclamation activity, loan/exchange agreement, tariff agreement/COCO service contract by a DFSP, diverted product, and all sources via tanker.

1. Document Identifier P30 is used for receipt from a contractor.

a. The P30 is prepared by a Service/Agency or DFSP to receive contractor furnished product in response to a DD Form 1155 (P10 delivery order transaction). The P30 will be accomplished, as required, on DD Form 250 or 250-1. See P3T for receipts via tanker.

b. The contract number, order number, CLIN, (and SUPAAC for barge/shipment number for other than barge) are primary control fields. A P30 receipt transaction will not be submitted to DFSC for product delivered via tank truck, tank car, local delivery to a Service/Agency FOB origin. Billing for these modes will be based solely on the P20 contractor shipment transaction. The P30 receipt transaction is mandatory for product delivered by barge or pipeline modes of shipment and will be the basis for billing.

2. Document Identifier P31/P33 is used by Service/Agency activities to report receipt of product from a DFSP.

a. The P31 or P33 is prepared by a Service/Agency activity to receive DLA-owned product shipped by a DFSP in response to a P11 or P13 requisition respectively.

b. Section C.2.b. above also applies to P31 and P33. A P31 receipt transaction is mandatory for product delivered by barge/pipeline modes of shipment and will be the basis for billing. See P3T for receipts via tanker.

3. Document Identifier P32 is used for receipt from a DFSP by a DFSP redistribution order in response to a P12. The source document is DD Form 250 or 250-1. A P32 receipt transaction is mandatory for all P22 shipment transactions.

4. Document Identifier P34/P35 is used for receipt from reclamation, loan, or exchange agreement.

a. The P34 is prepared, as required, for receipt of product from a DFSP by a Government/commercial reclamation activity in response to a P14 or for receipt of product from a Government/commercial reclamation activity by a DFSP or Service/Agency in response to a P14.

b. The P35 is prepared, as required, for receipt of product from a DFSP by an activity IAW an exchange/loan/RIK agreement (in response to a P15) or for receipt of product from an activity by a DFSP or Service/Agency IAW an exchange/loan/RIK agreement (in response to a P25). The source document for the P34/P35 is DD Form 250, 250-1, 1149, or 1348-1.

c. Section C.4.c. above also applies to P34/P35. DFAMS will accommodate return of different product to any DFSP.

5. Document Identifier P39 is used to record receipt from a Service/Agency activity or tariff agreement or COCO service contract by a DFSP.

a. The P39 is prepared, as required, by the DFSP to receive product returns from a Service/Agency activity, to receive materiel requisitioned from a Service/Agency (related to a P19 DFSP requisition transaction), to record injection of additive into a pipeline under terms of a tariff agreement, or to record receipt of additive under a DFSP (COCO) service contract. The source document is DD Form 250, 250-1, 1149, or 1348-1.

b. A P39 credit return transactions (management indicator F) will result in credit billing to the designated activity. The P39 materiel receipt transactions will clear funds obligated by the related P19 requisition transaction.

6. Document Identifier P3D is used to record receipt of diverted product from a DFSP or Service/Agency activity.

a. The P3D is prepared, as required, to report receipt of DLA-owned product diverted by a DFSC or DFR per P2D diversion order. Applies only to tanker (mode Z) receipts. The source document is DD Form 250-1.

b. Section C.8.b. also applies to P3D. A P3D receipt transaction is mandatory for each P2D diversion order transaction, unless canceled by a P2E message/transaction.

7. Document Identifier P3T is used to record receipts from all sources via tanker. The P3T is prepared, as required, by a Service/Agency activity. The source document is DD Form 250-1.

E. DOCUMENT IDENTIFIER P4 series includes physical inventory, inventory adjustment, and condition/identity change.

1. Document Identifier P41 is used to record the physical inventory of DLA-owned product stored by a DFSP.

a. The P41 is prepared monthly by all DFSPs to record the physical inventory of DLA-owned product stored by a DFSP. The source document is DD Form 1348-1.

b. The end-of-month physical inventory of each product stored at each DFSP is mandatory. All DFSP transactions received during the month will be automatically reconciled to the P41 physical inventory quantity of each product. Physical inventory must reflect inventory on hand as of the last calendar day of the month.

2. Document Identifier P42 is used to identify inventory adjustments by DFSP or DFSC for gain or loss of product with the applicable code to identify the reason for the adjustment.

a. The P42 is prepared by a DFSP or DFSC, as required, to record gain or loss adjustments to DLA-owned product stored by a DFSP. The source document is DD Form 1348-1.

b. A gain or loss indicator and type adjustment code identifies the specific reason for gain or loss of product (e.g., "B" identifies spills, line breaks, etc.). See appendix C22 for gain/loss indicator and C62 for type adjustment.

3. Document Identifier P43 is used to identify a change in supply condition or identity of product at a DFSP.

a. The P43 is prepared by a DFSP, as required, to record a change in supply condition or an identity change of DLA-owned product stored by a DFSP. The source document is DD Form 1348-1.

b. The from/to supply condition codes, NSNs, and type identity change codes identify the specific change of supply condition/identity. See appendices C51 and C63 respectively.

F. DOCUMENT IDENTIFIER P5 series include GBL data, ancillary data, and multiple GBL data to establish transportation records for each GBL and provide expense data for payment of USAFAC, Indianapolis.

The P51 is for GBL data, the P52 is GBL data (ancillary), and the P53 is for multiple GBL data. The source document is bill of lading.

G. DOCUMENT IDENTIFIER P6 series include management notices for tanker order notification, delivery order review, missing transaction message, reconciliation review required, DFAMS inquiry to Air Force activities, transaction receipt, and suspense notification.



1. Document Identifier P60 is used to notify a consignee that a delivery order has been prepared by DFSC for tanker delivery to that activity.

a. The P60 is prepared by DFSC, as delivery orders are generated for tanker delivery to a Service or Agency to notify a consignee that a delivery order has been prepared by DFSC-0 for tanker delivery to that activity. This notice applies only to direct delivery to a Service/Agency activity from a contractor. The source document is DD Form 1155.

b. P60 management notice is computer generated and is a virtual image of the related P10 delivery order transaction format input by DFSC-0.

2. Document Identifier P6A is used as a management notice to notify an ordering activity that a delivery order cannot be automatically closed out.

a. The P6A is prepared, as required, by DFSC for the following reasons:

(1) To notify an ordering activity that a delivery order cannot be automatically closed out by DFSC because variance is in excess of established limits.

(2) To notify an ordering activity that total quantity shipped/received exceeds the order before a final shipment indicator has been processed. The source document is DD Form 1155.

b. The P6A management notice is computer generated. The notification indicator(s) (rp 21-22) identify closeout actions required by the ordering activity (see appendix C29). An administrative P10 amendment transaction with amendment number 99 will be computer generated for automatic closeout of an order when the variance is within established limits.

3. Document Identifier P6B is used as a management notice to notify AUTODIN reporting activity that a missing transaction exists.

a. The P6B is computer generated by DFSC, as required, to notify AUTODIN reporting activity that a missing transaction exists.

b. The P6B indicates one of the following:

(1) Missing TSN for particular month/NSN.

(2) Missing suffix for noted document number.

(3) Missing follow-on transaction (i.e., no receipt against a shipment within specified time period).

4. Document Identifier P6D is used as a management notice to notify a DFSP that reconciliation review is required.

a. The P6D is computer generated as a notice of inability by DFSC to complete a DFSP monthly reconciliation due to missing transaction(s) or out-of-tolerance condition (worklist is also printed for DFSC management action).

b. The management indicator(s) (rp 21-22) identifies why a reconciliation cannot be completed. The management indicator (see appendix C29) identifies the action required by the DFSP.

5. Document Identifier P6F is used as a management notice to Air Force activities only.

a. The P6F is a DFAMS management notice to Air Force activities only. The P6F inquiry transaction provides for recognition and response without manual intervention.

b. The action produced by the computer inquiry are as follows:

(1) Contractor invoice received by Finance and not supported by DFAMS records will generate notice. Air Force computer will transmit order (P10) and/or receipt (P30) transactions.

(2) Orders not closed after 45 days will generate notice. Air Force computer will transmit, as applicable, missing P30 transactions or P30 change transaction to add final shipment indicator to file.

(3) If total shipments/receipts are not within 10% of order, a notice will be generated. Air Force computer will note quantity in P6F card and will, as appropriate, transmit P30 transactions, P10 amendment transaction, or provide notice to Fuels personnel that order must be amended.

(4) An order without receipts will, after a given time, generate notice. Air Force computer will transmit P30 receipt transactions, if appropriate.

(5) Certain DFSP shipments will, if a receipt has not recorded, generate a notice. The Air Force computer will transmit P31 receipt transactions.

(6) A receipt recorded out of sequence will generate a notice of missing receipts. Air Force computer will transmit missing P30 receipt transactions.

(7) Certain items suspended or rejected by DFAMS will generate a notice. For example, when a shipment is suspended and unable to record, a notice will be generated to prompt the Air Force computer to transmit an order.

6. Document Identifier P6R is used as a management notice provided to the submitting activity for each MILSPETS transaction submitted via AUTODIN. For each MILSPETS transaction submitted via AUTODIN and validated/recorded in DFAMS, the submitting activity (DFSP or overseas control point, as applicable) will receive a P6R management notice with all the original data furnished by the submitter, including the last two positions of the original DI in rp 21-22. P6R management notices will be considered the AUTODIN equivalent of the printed daily transaction registers received and maintained by DFSC-0, and will be filed in TSN sequence (by DFSP/NSN) until the printed monthly Reconciliation Document Register has been received and verified, at which time they will be destroyed.

7. Document Identifier P6S is used as an AUTODIN management notice to reporting activities to identify suspended transaction(s). The P6S provides a numeric notification indicator in rp 21-22 to identify reason for the suspension and action required by the submitting activity. (See appendix C29 for notification indicators.)

H. DOCUMENT IDENTIFIER P9 series includes transaction/sequence/suffix error correction, intransit gain/loss adjustments, capitalization/decapitalization of inventory from/to a Service/Agency, and special inventory control account closeout.

1. Document Identifier P9A is used to identify a transaction, sequence, or suffix error correction.

a. The P9A is prepared by DFSC, as required, to identify and correct errors in transaction sequence, suffix, and missing TSN.

b. The P9A is used to account for transaction sequence numbers inadvertently missed in sequential assignment and to account for missing suffix codes. The source is DFSC files or DD Form 1348-1.

2. Document Identifier P9B is computer generated to account for intransit gain or loss of DLA-owned product between shipment and corresponding receipt transaction.

a. The P9B is computer generated as tanker cargoes are closed out (tanker mode of shipment); as shipment and receipt transactions are matched (other than tanker).

b. The type adjustment (see appendix 062) identifies whether the gain or loss percentage is within prescribed limitations (i.e., "H" - within limits; "J" - not within limits; TDR action required).

3. Document Identifier P9C/P9D is used to record gain or loss of DFSP inventories from or to a Service/Agency as a result of capitalization/decapitalization.

a. The P9C is prepared as required by DFSC to record gain of product as a result of capitalization of DFSP inventory from a Service/Agency.

b. The P9D is prepared as required by DFSC to record loss of product as a result of decapitalization of DFSP inventory to a Service/Agency. The source document is DD Form 1348-1.

4. Document Identifier P9E is used by DFSC, as required, for special inventory control account closeout. Applies to DLA-owned product shipped from a DFSP to a Service/Agency or contractor under the terms of a loan, exchange, or reclamation agreement, and the product accepted by DFSC for the same special inventory control account.

I. DOCUMENT IDENTIFIER P (NUMERIC) Z is computer generated by DFSC to reject MILSPETS transactions.

a. The P (numeric) Z is computer generated by DFSC, as required, to return rejected transactions to the originator or designated activity for correction and reinput to DFAMS.

b. The Z (rp 3) is unique to rejects and identifies the transactions as a rejected MILSPETS transaction returned for correction/reinput. Reject indicator (rp 21-22) identifies the reason for reject and actions required for correction/reinput. The information in rp 1, 2, and 7 represents the document identifier of the transaction being rejected.

J. DOCUMENT IDENTIFIER XEL is used internally by DFSC/DFR to record multiple DFSP tanker/barge shipments from a contractor. The XEL is used to record multiple DFSP tanker/barge shipments from a contractor against a P20 which contains a YDFSPM in rp 45-50. A notification indicator 3 will be generated and sent to DFSC/DFR to notify of multiple consignees, and an XEL is required to designate these consignees. Quantities on applicable consignees must total to equal exactly the quantity on P20 transaction.

K. DOCUMENT IDENTIFIER XMA is used internally by DFSC for GBL data (supplemental entitlement).

CHAPTER 4

INVENTORY RECONCILIATION PROCEDURES

A. GENERAL

1. This chapter contains instructions for reconciling transaction data with the monthly physical inventory reported for a DFSP or pipeline account.

2. DFAMS time standards for completing a DFSP reconciliation are:

a. initially, by the 15th calendar day of each month for transactions occurring in the preceding calendar month;

b. ultimately, by the 6th calendar day of each month. A successful reconciliation will result in the printing of DFSP Reconciliation Document Register (see appendix A54).

B. MONTHLY INVENTORY RECONCILIATION BY HARRIS TERMINAL

1. Upon receipt of the monthly physical inventory transaction, DI P41, DFSC will reconcile the data received during the month (i.e., receipts, issues, etc.) to the physical inventory quantity. This reconciliation will be done for each NSN maintained at each DFSP.

2. After a missing transaction sequence check, ensure that monthly inventory reconciliation will be accomplished by adding all receipts to and subtracting all issues from the beginning physical inventory of the month being reconciled. DFSC will compute the terminal operating gain or loss. However, the DFSP may also submit an inventory adjustment transaction, DI P42 to DFSC. The submitted adjustment figure will be used in the reconciliation only if it is equal to that computed by DFSC.

a. Document registers will be verified by the DFSP against each auditable source document, signed by the authorized contractor or Military Service representative, and filed at the DFSP with the auditable source documents.

b. For contractor operated DFSPs (i.e., COCO, GOCO, pipeline accounts), a verified/signed copy of the document register will also be filed at the DFR.

c. A copy of each document register (unverified/unsigned) will be maintained by DFSC-OS for monitoring/reference. This copy will be made available to the DLA Inspector General for DFSP audit.

C. MONTHLY RECONCILIATION BY AUTODIN

1. While the monthly inventory reconciliation process is the same for all DFSPs, a special procedure will be used to notify those DFSPs which transmit MILSPETS transactions to DFSC via AUTODIN. A management notice P6D transaction containing a notification indicator synthesizing the situation encountered will be sent by AUTODIN to the affected DFSP or its DICP.

2. The following conditions will generate a reconciliation management notice with the notification indicator shown:

<u>Condition</u>	<u>Notification Indicator</u>
a. Physical inventory data not received at DFSC.	11
b. Individual inventories cannot be reconciled because one or more transactions are missing.	12
c. Individual inventories cannot be reconciled because the inventory adjustment computed by DFSC exceeds the prescribed terminal operating gain/loss allowance.	13
d. Individual inventories cannot be reconciled because the inventory adjustment computed by DFSC is not equal to the one submitted by the DFSP.	13
e. Individual inventories cannot be reconciled because both the inventory adjustment computed by DFSC or the one submitted by the DFSP exceed the prescribed gain/loss allowance. The computed and submitted inventory adjustments must be equal before this determination is made. If they are not equal, a management notice indicator - 13 will be generated.	13
f. Reconciliation completed.	17
g. Re-reconciliation completed.	18

3. Chapter 2, sections D and E, provides information on rejects and management notices related to the reconciliation process. The following steps associated with the processing of rejects and management notices are necessary to ensure that a successful reconciliation is achieved:

- a. AUTODIN feedback from DFAMS and DAAS must be picked up from the communications center daily.
- b. Immediate corrective action must be taken on rejected and missing transaction management notices daily. P(X)Z, rejects will only be transmitted one time.
- c. P6B and P6D management notices will be transmitted repetitively until corrective action has been taken.
- d. P6D management notices with notification indicator 13 include every transaction recorded by DFAMS, in TSN sequence, as of the day they were transmitted, including new transactions generated by the corrective actions outlined in b. above. This notice provides a research/reference tool that identifies the status of reconciliation in DFAMS and helps isolate remaining corrective actions needed to successfully reconcile. Corrective action should include a complete verification of data/quantity for each TSN against the auditable source documents. The most recent P6D management notices (for all management indicators) replace prior notices which can be discarded.
- e. P6R management notices confirm recording of transactions in DFAMS. The P6R notices are only transmitted one time but to assist in the reconciliation process these transactions are repeated in P6D management notices with notification indicator 13.
- f. Locally available equipment (e.g., sorters, printers) can be used to resequence and print as considered necessary (DFSP option).

#### D. RECONCILIATION MANAGEMENT NOTICE - DATA CONTENT

1. The data in record positions 1-22 and 64-70 are constant for all reconciliation management notice transactions (DI P6D). The following delineates the constant data elements:

<u>Record Position(s)</u>	<u>Field Legend</u>	<u>Entry</u>
1-3	Document Identifier	P6D.
4-6	Routing Identifier (TO)	The routing identifier of the activity receiving the management notice.
7	Medium of Transmission	Medium of transmission system generated.
8-20	National Stock Number	The NSN of the product being reconciled.
21-22	Notification Indicator	The applicable notification indicator.
64-66	Routing Identifier (Reporting Activity)	The RI of the DFSP being reconciled.
67-69	Routing Identifier (From)	S9F (DFSC).
70	Blank	Blank.

2. Information in record positions 23-63 and 71-80 varies, dependent on each notification indicator. The following delineates the variable information for the reconciliation notification indicators.

a. For notification indicator 11, the P6D contains the following entries:

<u>Record Position(s)</u>	<u>Field Legend</u>	<u>Entry</u>
23-63	Blank	Blank.
71	Supply Condition	The applicable supply condition for the NSN being reconciled.
72	Blank	Blank.
73-75	Reconciliation Day	Supply transaction day of the reconciliation transaction. This will



be the Julian day of the last day of the month being inventoried.

76-80          Blank    Blank.

b. For notification indicator 12, the P6D contains the following entries:

<u>Record Position(s)</u>	<u>Field Legend</u>	<u>Entry</u>
23-26	Transaction Sequence Number	Highest transaction sequence number (TSN) contained in a valid transaction.
27-62	Transaction Sequence Number--Missing	Missing TSNs; up to eight TSNs may appear, beginning with the lowest missing TSN in rp 27-30; a Notice of "ET AL" in rp 59-62 indicates there are more than eight missing TSNs.
63	Blank	Blank.
71	Supply Condition	Applicable supply condition.
72	Blank	Blank.
73-75	Reconciliation Day	Supply transaction day of the reconciliation transaction. This will be the Julian day of the last day of the month being inventoried.
76-80	Blank	Blank.

c. For notification indicators 13 - when the inventory adjustment is not within allowable tolerance or the inventory adjustment computed by DFSC and that submitted by the DFSP are not equal, then the P6D will contain the following entries:

<u>Record Position(s)</u>	<u>Field Legend</u>	<u>Entry</u>
23-31	Quantity	Quantity as submitted on the P42 Type Adjustment Code "A" transaction. If no P42 "A" transaction has been processed this field will be blank.
32-46	Blank	Blank.
47-50	Computed Tolerance Percentage of Variance	The percent of variance for the system generated P42 (Type Adjustment Code "E"). This field will be blank if a P42 "A" transaction has been processed.
51-53	Blank	Blank
54	Type Adjustment	"A" will be shown if the submitted P42 Type Adjustment Code "A" transaction is outside allowable tolerance or does not equal the inventory adjustment computed by DFSC. "E" will be shown if no P42 "A" transaction has been processed and the DFSC computed adjustment is not within allowable tolerance.
55-63	Reconciliation Balance Quantity	Reconciliation balance quantity computed by DFSC.
71	Supply Condition	Applicable supply condition for the NSN being reconciled.
72	Management Indicator	Applicable management indicator.

<u>Record Position(s)</u>	<u>Field Legend</u>	<u>Entry</u>
73-75	Reconciliation Day	Supply transaction day of the reconciliation transaction. This will be the Julian day of the last day of the month being inventoried.
76	Blank	Blank.
77-80	Blank	Blank.

3. For each reconciliation P6D management notice that is generated with notification indicator code 13, a representation of every transaction received by DFSC and used in the reconciliation process will accompany the notice as follows:

<u>Record Position(s)</u>	<u>Field Legend</u>	<u>Entry</u>
23-31	Supply Transaction Quantity	Quantity of the original input.
32-45	Document Number	Document number of original input.
46	Suffix	Suffix when applicable.
47-53	Blank	Blank.
54	Action	Action code from original input.
55-72	Blank	Blank.
73-75	Document Identifier	Document identifier of original input.
76	Blank	Blank.
77-80	Transaction Sequence Number	Transaction sequence number of original input.

4. Successful completion of an inventory reconciliation will generate a one time only management notice transaction with notification indicator 17. Any subsequent re-reconciliation will also

produce a one time management notice with notification indicator 18 for each reconciliation. P6Ds with notification indicators 17 and 18 contain the following entries:

<u>Record Position(s)</u>	<u>Field Legend</u>	<u>Entry</u>
23-57	Blank	Blank.
58-62	Reconciliation Completion Date (for notification indicator 17) or Reconciliation Completion Date-Revised (for notification indicator 18)	The ordinal date on which reconciliation or re-reconciliation was accomplished.
63	Blank	Blank.
71	Supply Condition	The applicable supply condition for the NSN being reconciled.
72	Blank	Blank.
73-75	Reconciliation Day	Julian date of the last day of the month being inventoried.
76-80	Blank	Blank.

#### E. RE-RECONCILIATION PROCESS

1. Re-reconciliation of a previous month's inventory will automatically be accomplished whenever an addition, change, or reversal transaction is submitted for a month which has been successfully reconciled.

2. The normal reconciliation process will start after the missing transaction sequence number check. When re-reconciliation has successfully been completed, a separate re-reconciliation document register will be produced showing only those transactions involved in triggering the re-reconciliation procedure. Like the normal monthly document register, each re-reconciliation document register is an auditable document and should be attached and filed as a supplement to the original document register.

APPENDIX A

REPORTS, FORMS, DFSPs, AND PETROLEUM PRODUCTS

INDEX

<u>APPENDIX</u>		<u>PAGE</u>
A1	Projected Military Service Purchases from the DFSC (RCS:DLA(AR)1892(DFSC)).....	A1-1
A2	Instructions for Preparing Military Interdepartmental Purchase Requests (MIPRs) (Product and Services)....	A2-1
A3	Sample of Military Interdepartmental Purchase Request (MIPR).....	A3-1
A4	Uniform Materiel Movement and Issue Priority System (UMMIPS).....	A4-1
A5	Notice of Expectant Contractor Delivery Delay - Message Format.....	A5-1
A6	Notice of Contractor Failure to Deliver - Message Format.....	A6-1
A7	Preparation of SIOATH for Support from Contractor Sources.....	A7-1
A8	Source Identification and Ordering Authorization (SIOATH) - Sample Form.....	A8-1
A9	Automated SIOATH.....	A9-1
A10	Sample of DD Form 1155, Order for Supplies or Services, Used for a Single Order.....	A10-1
A11	Reserved	
A12	Instructions for Preparing DD Form 1155.....	A12-1
A13	Reserved	
A14	Sample of DD Form 1155, Used for Multiple Orders.....	A14-1
A15	Instructions for Preparation of a Requisition for Delivery of Packaged Fuel Inhibitors to a DFSP.....	A15-1
A16	Instructions for Preparing/Maintaining DD Form 1886, SIOATH Control Record.....	A16-1

<u>APPENDIX</u>	<u>PAGE</u>
A17 Sample of DD Form 1886.....	A17-1
A18 Source Identification and Ordering Authorization (SIOATH) Status Report.....	A18-1
A19 Distribution Plan-Authorization Control Record.....	A19-1
A20 Reserved	
A21 Instructions for Preparing/Coding DD Form 1149, Requisition and Invoice/Shipping Document.....	A21-1
A22 Sample of DD Form 1149, Used as a Shipment Document...	A22-1
A23 Sample of DD Form 1149, Used as a Receipt Document....	A23-1
A24 Instructions for Preparing/Coding DD Form 1348-1, DoD Single Line Item Release/Document, Used as a Requisition/Shipment/Receipt Document (Being Developed).....	A24-1
A25 Sample of DD Form 1348-1, Used as a Shipment Document.	A25-1
A26 Sample of DD Form 1348-1, Used as a Receipt Document..	A26-1
A27 Procedures for Transmitting the Bulk Petroleum Product Slate via AUTODIN.....	A27-1
A28 Material Inspection and Receiving Report.....	A28-1
A28a Excerpts from COMSCINST 3121.3D.....	A28a-1
A29 Sample of DD Form 250, Used as a Shipment Report.....	A29-1
A30 Sample of DD Form 250, Used as a Receipt Report.....	A30-1
A31 Sample of DD Form 250-1, Used as a Shipment Report....	A31-1
A32 Sample of DD Form 250-1, Used as a Receipt Report.....	A32-1
A33 Embossing Instructions for the Identaplate.....	A33-1
A34 Identaplate Embossing Positions.....	A34-1
A35 Sample of Embossed Jet Fuel Identaplate and AVGAS Identaplate.....	A35-1
A36 Sample of DD Form 1896, Used by a U.S. Government Agency (Non-DoD).....	A36-1

<u>APPENDIX</u>	<u>PAGE</u>
A37	Instructions for Authenticating Into-Plane Data Elements on DD Form 1898..... A37-1
A38	Sample of DD Form 1898, AVFUELS Into-Plane Sales Slip. A38-1
A39	Sample of DFSC Form 1890, Contractor Bulk Liquid Facilities Report..... A39-1
A40	Tanker Transportation Requirements Source Data ..... A40-1
A41	Instructions for Verifying and Updating Bulk Petroleum Storage Facilities Report (RCS:DD-P&L(A)506)..... A41-1
A41a	Sample Bulk Petroleum Storage Facilities Worksheets (RCS:DD-P&L(A)506)..... A41a-1
A41b	Instructions for Completing RCS:DD-P&L(A)506 Worksheets..... A41b-1
A42	Reserved
A43	Reserved
A44	Reserved
A45	Bonded Fuel Report - Message Format..... A45-1
A46	Documentation of Special DFSP Transactions..... A46-1
A47	Sample of DD Form 1348-1, Used as an Inventory Document..... A47-1
A48	Reserved
A49	Reserved
A50	Sample of DD Form 1348-1, Used as an Inventory Adjustment Document..... A50-1
A51	Reserved
A52	Sample of DD Form 1348-1, Used as a Condition/Identity Change/Downgrade Document..... A52-1
A53	Reserved
A54	DFSP Inventory Reconciliation Document Register..... A54-1

<u>APPENDIX</u>	<u>PAGE</u>
A55 Instructions for Preparing the Bulk Petroleum Terminal Message Report (RCS:DLA(W)1884)(DFSC)MIN).....	A55-1
A56 Bulk Petroleum Message Report Format.....	A56-1
A57 Matrix of DFSPs, Ordering Activities, Associated Codes, and Quality Surveillance Responsibilities....	A57-1
A58 Sample of DD Form 1887, Prepositioned War Reserve Requirements for Terminal Storage.....	A58-1
A59 Instructions for Completing DD Form 1887.....	A59-1
A60 Inventory Management Plan (IMP) Format.....	A60-1
A61 Inventory Management Plan (IMP) Definitions.....	A61-1
A62 Listing of Petroleum Products and Product Codes.....	A62-1
A63 Sample of SF 149, U.S. Government National Credit Card.....	A63-1
A64 Sample of DD Form 173/2, Joint Messageform, Using OCR.	A64-1



PROJECTED MILITARY SERVICE PURCHASES FROM THE DFSC  
(RCS:DLA(AR)1892(DFSC))

<b>PROJECTED MILITARY SERVICE PURCHASES FROM THE DFSC</b>		FY- _____	REPORTS CONTROL SYMBOL DLA(AR)1892(DFSC)		
PROJECTION BASED ON <input type="checkbox"/> PAST EXPERIENCE <input type="checkbox"/> PROGRAM (Title) _____  <input type="checkbox"/> OTHER (Specify) _____					
UNIT - BARRELS FOR NSF AND NDF; GALLONS FOR ALL OTHER PRODUCTS					
PRODUCT	FY QTR	CONSUMPTION	CHANGE TO BASE LEVEL INVENTORY + (Increase) - (Decrease)	FY LOSSES	TOTAL PURCHASES
	1st				
	2nd				
	3rd				
	4th				
	<b>TOTAL</b>				
	1st				
	2nd				
	3rd				
	4th				
	<b>TOTAL</b>				
	1st				
	2nd				
	3rd				
	4th				
	<b>TOTAL</b>				
	1st				
	2nd				
	3rd				
	4th				
	<b>TOTAL</b>				
	1st				
	2nd				
	3rd				
	4th				
	<b>TOTAL</b>				
	1st				
	2nd				
	3rd				
	4th				
	<b>TOTAL</b>				
TYPED NAME & TITLE OF AUTHORIZING OFFICIAL		SIGNATURE OF AUTHORIZING OFFICIAL			DATE SIGNED

SAMPLE

PROJECTED MILITARY SERVICE PURCHASES FROM THE DFSC (CONTINUATION SHEET)		FY-	REPORTS CONTROL SYMBOL DLA(AR)1892(DFSC)		
UNIT - BARRELS FOR NSF AND NDF; GALLONS FOR ALL OTHER PRODUCTS					
PRODUCT	FY QTR	CONSUMPTION	CHANGE TO BASE LEVEL INVENTORY + (Increase) - (Decrease)	FY LOSSES	TOTAL PURCHASES
	1st				
	2nd				
	3rd				
	4th				
	TOTAL				
	1st				
	2nd				
	3rd				
	4th				
	TOTAL				
	1st				
	2nd				
	3rd				
	4th				
	TOTAL				
	1st				
	2nd				
	3rd				
	4th				
	TOTAL				
	1st				
	2nd				
	3rd				
	4th				
	TOTAL				
	1st				
	2nd				
	3rd				
	4th				
	TOTAL				
	1st				
	2nd				
	3rd				
	4th				
	TOTAL				

SAMPLE

APPENDIX A2

INSTRUCTIONS FOR PREPARING MIPRs (PRODUCT AND SERVICES)

A. PREPARATION AND USE OF DD FORM 448 (MIPR). DD Form 448 is substantially self-explanatory. Information provided in MIPRs shall be arranged in uniform contract format to the extent feasible. If desired, each Department may overprint fixed repetitive information.

B. NUMBER OF COPIES. For unfunded MIPRs, forward original and two copies to DFSC. For funded MIPRs, forward original and three copies to DFSC (DoD FAR Supplement 8.7008-4).

C. NUMBERING. Each MIPR will be numbered in block 5 in a manner prescribed by the submitting Department or Agency.

D. PURCHASE PROGRAM NUMBERS. Each MIPR for petroleum products will include, in block 3 of the form, the applicable schedule purchase program number. Separate MIPRs will be submitted for each purchase program.

E. DATA REQUIRED

1. Receiving activity/installation name, location, and DoDAAC.

2. For product, MIPRs will include the following (as pertinent):

a. National Stock Number (NSN). Those items for which no stock number exists will be referred through normal cataloging channels prior to submission of a MIPR.

b. Specifications, Federal or Military. Products conforming to Government specifications will be specified to the maximum feasible extent. When applicable, specify the grade or type of product. In some specifications, certain characteristics are optional and must be indicated. For example, when diesel fuel is listed, specify pour point as well as the specification.

c. Exceptions. Allowable or desired exceptions to existing specifications will be shown.

d. Detailed Characteristics. When there is no Government specification or NSN for the product required and it is not possible to utilize an alternate specification with certain exceptions, a purchase description will be set forth in the request in sufficient detail to identify or adequately describe the product required. Repetitive use of a purchase description containing essential characteristics of a specification is not IAW FAR 10.006.

e. Brand Name or Sole Sources. In those instances where a brand name or proprietary sole source product is requested, the pertinent facts to justify the use of such product will be set forth in the MIPR. Where a brand name or equal is requested, a full description of the product and recommended source of supply should be furnished. Continued use of proprietary sole source items is discouraged. To avoid violation of FAR 10.00, DFSC may require the development of an appropriate specification of purchase description for such items before proceeding with substantial future purchases.

f. Packaged Fuels Delivery. The minimum and maximum acceptable quantity of each individual delivery is to be indicated where delivery of packaged fuels is required.

g. Drums or Cans. Statement of whether drums or cans are to be furnished by the contractor or the Government. If Government drums or cans are to be used, indicate location, quantities, method of shipment, and daily shipping rate at each location where containers will be available for the procurement action in question. Also, specify if containers are new or reconditioned, and whether plugs, gaskets, and capseals will be Government or contractor furnished. MIPRs should specify gage of drums required. Also, the minimum and maximum quantity of drums or cans to be furnished per delivery shall be specified.

h. Methods of Delivery. When deliveries of bulk petroleum products can be made by tank car, transport truck, barge, pipeline, or any combination of such methods, the request will specify all such methods of delivery and any receiving limitations. However, where Military considerations dictate a preference for any one method and restriction of competition is justified, the MIPR will specify the desired method, the quantity applicable, and the justification for the restriction. The Commander, DFSC, can thus provide an interim reply in the event of protest, pending complete development of the facts. Since such cases restrict competition to suppliers capable of delivery by the method stipulated and may result in higher cost to the Government, they are to be held to a minimum. Equipment such as hoses, pumps, and fittings to be provided by the Government and by the contractor will be indicated, if applicable.

i. Automatic Fill and Degree Day System Deliveries. Under this system, the contractor is required to deliver products to the customer automatically without calls beyond the placement of the monthly delivery orders. The contractor calculates the quantity required by using the rate of consumption for an average (norm) temperature and adjusting it up or down for each day according to the number of degrees the average temperature for that day is above or below the norm.

(1) Automatic fill and degree day system deliveries will be limited to requirements meeting the following conditions:

(a) Tank-wagon-type metered deliveries into numerous relatively small tanks.

(b) The requirement is for heating purposes and the frequency and quantity of deliveries is dependent on weather conditions.

(c) Degree day system delivery may be used only for requirements that are estimated to be 200,000 or more gallons during the heating season (1 October through 31 March).

(d) Automatic fill delivery may be used only for requirements that are estimated to be 100,000 or more gallons during the heating season as defined above.

(2) For both automatic fill and degree day system items, the receiving activity must provide the following to the contractor no later than two weeks prior to the beginning of the ordering period:

(a) A map or other written information indicating the location and capacity of each receiving tank.

(b) A record of deliveries to each tank during the previous heating season, and

(c) A description of any restricted areas and special procedures to be followed, if any.

(3) In addition, for degree day system items, the requiring activity must furnish to DFSC, for inclusion in the solicitation of offers, the number of trucks and total capacity of such trucks which are required for exclusive use for deliveries to the receiving activity during the hours of 7:00 a.m. through 7:00 p.m., Monday through Friday during the heating season. This requirement pertains to trucks required to effect deliveries on the installation and is exclusive of any other pool of equipment required to support the requirement.

(4) Automatic fill delivery may be used for requirements that are 10,000 or more gallons during the heating seasons, 1 October through 31 March.

j. Multiple Drop Delivery. Requirements which specify multiple drop deliveries of bulk petroleum products by transport truck, transport truck and tractor, and tank wagon should indicate size(s) and number of tanks used by the requiring activities.

k. Overseas Deliveries. The minimum quantity the contractor will be required to deliver in each shipment will be indicated. This will apply to all modes of bulk delivery; i.e., tanker, barge, tank wagon, tank truck, and tank car delivery. The railhead or other complete shipping address of each destination will be shown.

l. CONUS Deliveries. The domestic railhead or other complete shipping address of the ultimate destination will be shown.

m. Delivery Schedule. Indefinite quantity contract deliveries should agree with the point of delivery shown in the Purchase Schedule for Petroleum Products and Services. Estimated quantities should be as accurate as possible to facilitate advantageous pricing. If possible, firm deliveries should permit delivery on or about (date). Unless otherwise specified in the MIPR, solicitations and contracts for packaged fuels will include the following provision:

Deliveries (or shipments) may be made earlier than the date(s) specified herein in order to take advantage of carload or truckload rates or, if economically feasible, stop off for partial unloading at intermediate points between point of origin and destination, provided approval of the consignee has been secured in advance.

n. Packaging, Packing, Marking, and Identification of Shipments. List any desired exceptions to MIL-STD-290, "Packaging, Packing, and Marking of Petroleum and Related Products." Specify level of pack and code marking required in requests for firm purchases. DFSC will include the required data for marking shipments in their contracts.

o. Local Purchase Suppliers. Include the names and addresses of any suppliers who provided the same product under local purchase during the last 12 months.

p. DODAAC. Enter the DODAAC of the requiring activity. DoDAACs are contained in DoD 4000.25-D, DoD Activity Address Directory (DoDAAD) System. Contact the appropriate "Service Control Point" listed in microfiche frame I-1 under part I, section I of the DoDAAD for assignment of new DoDAACs. These are:

Army - Chief, AMC Logistic Systems Support Activity,  
ATTN: AMXLS-LILA, Chambersburg, PA 17201-4180

Navy - Commander, Navy Accounting and Finance Center,  
ATTN: NAFC-6A, Washington, DC 17201-5000

Air Force - Commander, Air Force Logistics Command, ATTN:  
AFLC/LOZMS, Wright-Patterson AFB, OH 45433-5001

DLA - Executive Director, Supply Operations, ATTN: DLA-0,  
Cameron Station, Alexandria, VA 22304-6100

3. For commercial service contracts, MIPRs will include, by statement and/or appropriate references, a detailed description regarding location, terms of contract, and data required by the following subparagraphs:

a. Descriptive and appropriately stated specifications for the required facilities and/or Services.

b. Drawings, outlines, and detailed statements of limitations and objectives when applicable.

c. A justification when specified facilities, location, and/or other limitations tend to limit the source of one contractor or restrict in any manner the solicitation to a particular commercial source.

d. Appropriate requirements data where contracts are required to provide minimum/maximum acceptable performance and/or expressed provisions detailing contractor's operations. For example, maximum quantity of aviation fuel (by grade) to be handled per day or maximum quantity to be defueled per month.

e. Appropriation and other applicable accounting data. Indicate IAW past procurement programs, whether contracts are funded or unfunded. Contracts normally should be funded; however, where insufficient or no funds are available at the time purchase requests are due at DFSC, purchase requests may be submitted unfunded. In these cases, the MIPR should state when funds will be provided. For funded contracts, all pertinent appropriation and other applicable accounting data will be cited.

f. The complete address of the paying office of funded purchases will be inserted in DD Form 448 (MIPR), block 13. The complete address of the paying office for unfunded contracts will be designated in applicable standard DFSC general provisions or by the ordering officer in delivery orders. For unfunded contracts, insert in DD Form 448, blocks 13 and 14 respectively, the address of the paying office on each individual order; this is an unfunded MIPR and funds will be cited on each individual order.

4. For all requirement submissions, MIPRs will contain the following where applicable:

a. Distribution of contracts listed only for exceptions to the standard distribution listing submitted to DFSC.

b. Where certain evaluations are to be made, and preaward or preproduction samples are required, information will be listed relative to the testing location, time required to conduct tests, identification markings on samples, and minimum quantities required for

test purposes. Upon completion of tests, the testing activity will submit a report to DFSC indicating the results of the evaluation and, if applicable, which samples meet requirements and which do not, together with comments when appropriate.



APPENDIX A3  
SAMPLE MILITARY INTERDEPARTMENTAL PURCHASE REQUEST (MIPR)

MILITARY INTERDEPARTMENTAL PURCHASE REQUEST						PAGE 1 OF 2 PAGES			
2. FSC 9100		3. CONTROL SYMBOL NO. p.p.l.8j		4. DATE PREPARED 11 Jan 83		5. MIPR NUMBER FD2050-83-92029		6. AMEND NO. ORIGINAL	
7. TO: Commander Defense Fuel Supply Center ATTN: DFSC-OI Cameron Station Alexandria, VA 22304-6160					8. FROM: (Agency, name, telephone number of originator) IM CODE "Y" Directorate of Energy Management San Antonio ALC				
9. ITEMS <input type="checkbox"/> ARE <input checked="" type="checkbox"/> ARE NOT INCLUDED IN THE INTERSERVICE SUPPLY SUPPORT PROGRAM AND REQUIRED INTERSERVICE SCREENING <input type="checkbox"/> HAS <input checked="" type="checkbox"/> HAS NOT BEEN ACCOMPLISHED.									
ITEM NO.	DESCRIPTION (Federal stock number, nomenclature, specification and/or drawing No., etc.)				QTY	UNIT	ESTIMATED UNIT PRICE	ESTIMATED TOTAL PRICE	
	United Kingdom Delivery Period: 1 Jul 83 thru 30 Jun 84 NOTE: All quantities in liters								
21	STOCK NUMBER 9130-00-261-4538	PRODUCT Gasoline, Automotive (L), Premium Grade Bulk (91 MON/ 98 RON)	SPECIFICATION VV-G-1690C dtd March 82 BS 4040 (4 Star)				LITERS 61,104,201		
34	9140-00-286-5294	Diesel Fuel, Grade DF2, Regular, Pour Point 10 F MAX, Bulk	VV-F-800C dtd 15 Sep 80 BS 2869 Class A-1				67,688,175		
401	9140-00-242-6748	Kerosene, Bulk Sulfur percent Maximum shall be 0.06 and addition of deodorand optional	ASTM-D-3699 dtd 25 Aug 78 BS 2869 Class C2				277,000		
INITIATOR: D. Marchuk PHONE: 47136									
10. SEE ATTACHED PAGES FOR DELIVERY SCHEDULES, PRESERVATION AND PACKAGING INSTRUCTIONS, SHIPPING INSTRUCTIONS AND INSTRUCTIONS FOR DISTRIBUTION OF CONTRACTS AND RELATED DOCUMENTS.								11. GRAND TOTAL	
12. TRANSPORTATION ALLOTMENT (Used if FOB Contractor's plant)					13. MAIL INVOICES TO (Payment will be made by)				
N/A					N/A				
14. FUNDS FOR PROCUREMENT ARE PROPERLY CHARGEABLE TO THE ALLOTMENTS SET FORTH BELOW, THE AVAILABLE BALANCES OF WHICH ARE SUFFICIENT TO COVER THE ESTIMATED TOTAL PRICE.									
ACRN	APPROPRIATION	LIMIT/ SUBHEAD	SUPPLEMENTAL ACCOUNTING CLASSIFICATION				ACCTS STA DODAAD	AMOUNT	
			Accounts for which material is ordered will determine the appropriation of funds to be charged with the cost of material; the appropriation or funds as applicable together w/Finance Office & location where invoices are to be sent will be shown on each order.						
15. AUTHORIZING OFFICER (Type name and title) PAUL E. JONES, ACTING CHIEF, DET29					16. SIGNATURE			17. DATE	

DD FORM  
1 JUN 78 448

PREVIOUS EDITION IS OBSOLETE.

GPO 936-988

APPENDIX A4

UNIFORM MATERIEL MOVEMENT AND ISSUE PRIORITY SYSTEM  
(UMMIPS)

FORCE/ACTIVITY  
DESIGNATOR

I

II

III

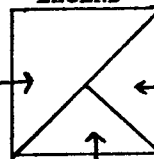
IV

V

ISSUE PRIORITY DESIGNATOR AND PROCESSING TIME STANDARDS			
<u>A</u>	<u>B</u>	<u>C</u>	
1	4	11	28
7	11	28	
11-12	15-16	66-81	
2	5	12	28
7	11	28	
11-12	15-16	66-81	
3	6	13	28
7	11	28	
11-12	15-16	66-81	
7	9	14	28
11	28	28	
15-16	66-81	45	
8	10	15	28
11	28	28	
15-16	66-81	66-81	

LEGEND

Indicates Priority  
to assign



Indicates number of  
days to effect delivery  
For CONUS Shipments

Indicates number of days to effect  
delivery for Overseas Shipments

**AUTHORITY: DoD DIRECTIVE 4410.6**

APPENDIX A5

NOTICE OF EXPECTANT CONTRACTOR DELIVERY DELAY - MESSAGE FORMAT

FROM: Submitting Activity and DoDAAC of Ordering Officer

TO: (See volume II, chapter 2, section C.)

INFO: (See volume II, chapter 2, section C.)

SUBJ: (UNCL) Expectant contractor delivery delayed.

ALPHA: Statement that order was (or will be) refused by  
(contractor's name).

BRAVO: DFSC contract number(s).

CHARLIE: Contract line item number(s).

DELTA: Grade of product and quantity ordered or required.

ECHO: Date delivery is required.

FOXTROT: Contractor reason for nonacceptance.

GOLF: Date contractor can resume delivery or indicate  
that the contractor is unable to determine when  
delivery will resume.

APPENDIX A6

NOTICE OF CONTRACTOR FAILURE TO DELIVER - MESSAGE FORMAT

FROM: Submitting Activity and DoDAAC of Ordering Officer.

TO: DFSC, Cameron Station, Alexandria, VA (DFSC-P).

INFO: DFSC, Cameron Station, Alexandria, VA (DFSC-O).  
Applicable Service Control Point  
Applicable QAR  
Applicable DFR  
Applicable JPO (if overseas contractor)

SUBJ: (UNCL) Contractor Failure to Deliver Against Delivery Order.

ALPHA: DFSC contract number(s) and contractor's name.

BRAVO: Contract line item number(s).

CHARLIE: Date written order was forwarded to contractor.

DELTA: Probable date contractor received written order  
(make allowance for mail time and nonwork days)..

ECHO: Order number.

FOXTROT: Grade of product and quantity ordered or required.

GOLF: Quantity, if any, received pursuant to such order.

HOTEL: Date delivery of quantity in question was to be made.

INDIA: Reason(s), if any, given by contractor for failure.

JULIET: Date replacement supplies required.

KILO: Suggested alternate sources of supply.

LIMA: Recommendations of the ordering officer.

APPENDIX A7

PREPARATION OF SIOATH FOR SUPPORT FROM CONTRACTOR SOURCES

A. GENERAL INSTRUCTIONS

1. A separate Source Identification and Ordering Authorization (SIOATH) will be prepared for each grade of product (NSN) and each individual contract. When the actual requirement is less than the quantity shown on the DP/DPA, only the quantity required will be released on the SIOATH. It may include one or more contract items for that grade of product. Time periods specified in the SIOATH will in no instance exceed the time period specified in the DPA. A single SIOATH must be issued when a base is to be supported with the same product from multiple sources under the same contract.

2. When fuel regions/JPOs issue SIOATH forms designating themselves as ordering offices, they will enter in the "SHIP TO" block of the SIOATH, "As ordered by the \_\_\_\_\_ fuel region or \_\_\_\_\_ JPO for (include the DoDAAC and name of activities for which orders will be placed)." This will cause a copy of the SIOATH to be distributed to the ultimate receiving activity, thereby notifying the receiving activity of its source of supply.

3. All SIOATH forms will be annotated to request the contractor to enter the applicable requisition number (block 4, DD Form 1155) as the last item of entry under block 16 (Item Description) on DD Form 250, also the supplementary address, signal, and fund codes from base requisitions.

4. Only the ordering activities affected need be listed on amended SIOATHs. In this case, a note will be entered on the face of the SIOATH form to the effect: "This amendment to the SIOATH is issued to increase or decrease the estimated quantities to be called for by the ordering activities shown above. The quantities reflected in the MAXIMUM QTY THAT WILL BE CALLED FOR space represents the maximum quantity now authorized for (this/these) activities and the basic SIOATH/Preceding Amendments continue to apply for other activities." If a DFR elects to list all activities on the amended SIOATH, including those that may not be affected, a notation will be included on the face of the form to the effect: "This SIOATH supersedes SIOATH No. \_\_\_\_\_." Whether a SIOATH amends or supersedes a previous SIOATH, it is only necessary to distribute these SIOATHS to the activities affected by the change. An asterisk will be placed in the "ship to" column in front of the DoDAAC to indicate which activities were affected. Appropriate explanations should be stated.

5. When a contract provides for receipts of less than 3,500 gallons to be converted to 60°F, this provision will be noted on the SIOATH as an exception from standard practice.

6. When a SIOATH is issued for a firm-funded contract, the words "Firm-Funded Contract" will be entered in bold letters on the face of the SIOATH.

7. When there are differences between terms of the contract and instructions contained in this manual, the SIOATH will be annotated to reflect these differences by the issuing office.

8. When SIOATHs are issued in the last month of a fiscal year for delivery in the next fiscal year against the subsequent fiscal year's fund authorization, the SIOATH will have a statement that no orders will be placed or deliveries accepted prior to the first day of the fiscal year.

9. In the event that contracts are awarded early, and contracts providing fuel for the previous contract period are exhausted, the requiring activity may request the office issuing SIOATHs to provide a special SIOATH to allow for ordering and/or delivery during the interim between the beginning of the ordering period of the new contract and beginning of the new fiscal year. This SIOATH will be issued against the current fiscal year DPA, citing the current fiscal year Defense Stock Fund appropriation data.

B. SIOATHS BASED ON DPAs. The issuance of a DPA in DFAMS will create work copy SIOATHs for each contract and product with recommended quantities for each CLIN listed on the DPA. The DFR can accept the SIOATH as proposed by DFAMS, or can make changes to the CLIN and total quantities. Also, the DFRs having a Harris terminal can add any notes desired to the SIOATH. The DFR will then command the computer terminal to print the SIOATH, after which the approving official will sign, and copies of the SIOATH, will be forwarded to the appropriate activities.

C. COMPLETION OF SIOATHS. SPACES IN ORIGINAL AND AMENDED SIOATH FORMS WILL BE COMPLETED BY DEFENSE FUEL REGIONS/JPOs AS FOLLOWS: (when manually prepared)

1. Date. Enter the SIOATH preparation date.

2. To (contractor and activities listed below). Enter the complete name, address, and applicable code (codes published in handbook of Non-Government Organizations for MILSCAP H8-1/H8-2 Handbooks) of the contractor who will make the shipment (not applicable to overseas activities). The phrase "and activities listed below" indicates that it is also addressed to the activities listed in the "ship to" block.

3. From. Enter the name and address of the activity preparing the SIOATH.

4. Period Covered. Enter the beginning and ending dates of the ordering period covered by the SIOATH. Deliveries may be accomplished subsequent to the ordering period.

5. Serial Number. The SIOATH serial number will be the same as shown on the respective DPA or Firm-Funded Contract Release, with the exception of the last two digits. The last two digits will be 00 for the original SIOATH with amendments consecutively numbered as 01 for the first amendment, 02 for the second amendment and so forth. For example, on DPA NE JP4-94-01-00, the original SIOATH would be numbered NE-JP4-84-01-00, the first amendment would be NE-JP4-84-01-01, and so forth. Separate SIOATHs will be assigned each contract.

6. Contract Number. Enter the number of the DLA contract being implemented by the SIOATH.

7. Total Quantity on Contract. Enter the total quantity appearing in the contract for all contract line items listed on the SIOATH.

8. Total Quantity Authorized for Shipment. Enter the total quantity which is authorized to be ordered during the time limit in the space entitled "Period Covered." Contractors normally should not deliver in excess of this target quantity. They may, however, exceed this quantity for application of the flexibility clause described in volume II, chapter 4, paragraph F. 11.

9. Zone. Enter the DFSC, DFR, or JPO code for the office preparing the SIOATH form.

10. Appropriation Symbol. Enter the appropriation symbol of the Bulk Petroleum Category, DLA Division, Defense Stock Fund, as listed in the DPA.

11. Maximum Funds Authorized to Cover Shipments. Enter the total dollar value obtained by extending the maximum quantity that will be called for by the unit price for each item and summarizing the extensions.

12. Original/Amended. Enter an "X", as applicable.

13. Grade. Enter the product code and place an X after "fuel" or "oil," as applicable.

14. Place Orders With. Enter the name, phone number, and address of contractor's representative with whom ordering activities shall place shipping orders.

15. Approving Officer. Enter the signature and signature element of the chief of the fuel region or JPO, or their authorized representative.

16. Contract Item Number. Enter the contract item number for which shipment is being authorized. More than one item number may be included on the SIOATH.

17. Ship To. Enter the DoDAAC, name, and address of the receiving activity. When shipments will be via pipeline to a receiving activity, insert the DoDAAC of the intermediate pipeline. Terminals storing DLA-owned product will be identified as DFSPs with the applicable address. When shipments are made to contractors who are authorized use of Government-owned products, the "ship to" block will show the specific contractor's name and address preceded by the words "Administrative Contracting Officer." To cover the delivery of product directly into Navy fleet oilers, the applicable Navy operational command will be designated as the ordering officer.

18. Type Delivery. Enter the mode of shipment code as provided in FAR Appendix I - reprinted in appendix C27 of this manual to indicate transportation that will be used for product shipments.

19. FOB Point. Enter the FOB point shown in the contract.

20. Unit of Issue. Enter the applicable UI for the item as indicated by the NSN in appendix A62 of this manual.

21. Unit Price. Enter the original (basic) contract price on the item. Never enter later prices which are established by modification to the contract. Use of the original (basic) contract price is required to insure a firm basis from which DFSC amends DD Form 1155 at Cameron Station for price changes.

22. Estimated Quantity that will be Called for. Enter the maximum quantity that the activity listed in the "ship to" column will call for during the period covered. This must be the most realistic estimate available without exceeding the quantity available on the contract. Ordering activities will not order in excess of their authorized quantity.



APPENDIX A8  
SOURCE IDENTIFICATION AND ORDERING AUTHORIZATION (SIOATH) - SAMPLE FORM

SOURCE IDENTIFICATION AND ORDERING AUTHORIZATION (SIOATH)		DATE	PAGE	OF	PAGES	
<b>TO: (Contractor &amp; Activities listed below)</b> American Oil Co. 15958 P. O. Box 6110-A Chicago, IL. 60680		10 Jun 86	1	1	1	
<b>FROM:</b> Defense Fuel Region - Central 8900 S. Broadway, Bld 2 St. Louis, MO. 63125		PERIOD COVERED FROM 1 Jul 86 TO 31 Dec 86	SERIAL NUMBER JP4-86-1-2			
<b>CONTRACT NUMBER</b> DLA 600-86-D-0755		<b>APPROPRIATION SYMBOL</b> DFR-Central		<b>TOTAL QUANTITY ON CONTRACT</b> 66,498,000		
<b>ZONE</b> DFR-Central		<b>MAXIMUM FUNDS AUTHORIZED</b>		<b>TOTAL QUANTITY AUTHORIZED FOR SHIPMENT</b> 44,170,000		
<b>GRADE</b> JP4 <b>ORIGINAL</b> <input type="checkbox"/> <b>FUEL</b> <input checked="" type="checkbox"/> <b>AMENDED</b> <input checked="" type="checkbox"/> <b>OIL</b> <input type="checkbox"/>		<b>PLACE ORDERS WITH (Items 0111, 0211, 0311)</b> American Oil Co. Mr. F. C. Swassing P.O. Box 837 AC 712/366-0577 Council Bluff, IA 51501		<b>APPROVING OFFICER</b> John Doe, Major USAF Chief		
1. THIS AUTHORIZATION CONSTITUTES AUTHORITY FOR: <input type="checkbox"/> (Implementation of the contract number indicated, in accordance with the terms of the contract) OR, <input type="checkbox"/> (release of product from terminal stocks), EFFECTIVE ON THE DATE SPECIFIED ABOVE. ORDERING ACTIVITIES/ORDERING OFFICERS SPECIFIED IN THE "SHIP TO" COLUMN ARE AUTHORIZED TO PLACE ORDERS WITH THE CONTRACTOR DURING THE PERIOD COVERED HEREIN. 2. (To contractor) THIS DOCUMENT DOES NOT CONSTITUTE AN ORDER. IT IS FOR PLANNING PURPOSES AND IN NO WAY MODIFIES OR LIMITS THE CONTRACTOR'S OBLIGATION TO DELIVER PURSUANT TO PROPERLY PLACED ORDERS AS PROVIDED IN THE CONTRACT. 3. (To ordering activities) ORDERS WILL NOT BE PLACED WHICH IN THE AGGREGATE WILL EXCEED THE QUANTITY LISTED BELOW. ORDERS WHICH EXCEED THE MAXIMUM QUANTITY AUTHORIZED TO BE CALLED FOR COULD RESULT IN AN OVER OBLIGATION. OVER DELIVERY OF THE LAST ORDER UP TO 10% DUE TO CONDITIONS OF LOADING OR SHIPPING AS AUTHORIZED BY THE CONTRACT WILL NOT CONSTITUTE OVER ORDERING OR OVER DELIVERY. 4. THE ACTIVITY LISTED IN THE "FROM" BLOCK WILL FURNISH THE CONTRACTOR WITH GOVERNMENT BILLS OF LADING AND ROUTING INSTRUCTIONS, IF APPLICABLE, FOR CONUS MOVEMENTS WHEN GOVERNMENT FURNISHED TRANSPORTATION IS PROVIDED.						
<b>CONTRACT ITEM NUMBER</b>	<b>SHIP TO (DoDAAC, Name &amp; Address)</b>	<b>TYPE OF VERY</b>	<b>FOB POINT</b>	<b>UNIT OF ISSUE</b>	<b>UNIT PRICE</b>	<b>MAX QTY THAT WILL BE CALLED FOR</b>
0111	FP6142, IA Ang Sioux City Ma, IA	K	Council Bluff, IA	Gal	.1027	1,970,000
0211	FP4600, Offutt AFB, NB	B	Council Bluff, IA	Gal	.098	12,600,000
0311	FP6271, NB Ang Lincoln Ma, NB	A	Destination	Gal	.1127	1,600,000
0411	As ordered by DFR-Central for shipment to DFSP, ESCANABA, MI (UY7024) and DFSP St. Ignace, MI (UY7020)	W	Whiting, IN	Gal	.095	28,000,000
This SIOATH supersedes SIOATH JP4-86-1-1 dated 05 Jun 86						

DFSC FORM 21-1, JAN 73

APPENDIX A9

AUTOMATED SIOATH

OCT 21, 1983

SOURCE IDENTIFICATION AND ORDERING AUTHORIZATION

SIOATH NUMBER:  
SW-JP4-83-02-08  
CONTRACT NUMBER:  
DLA 898-82-D-0889  
APPROPRIATION SYMBOL:  
97R4961.8108-01 28.0 344203  
PERIOD COVERED:  
APR 01, 1983 TO SEP 30, 1983  
GRADE: JP4

PLACE W. BAILEY  
ORDERS BOX 367  
WITH: STEPHENS AR 71784  
801-786-8586

FROM: DPR HOUSTON  
FEDERAL OFFICE BLDG.  
2320 LA BRANCH ST.  
HOUSTON, TX 77004

AMENDED  
TO: BERRY PETROLEUM DIV  
CRYSTAL OIL CO  
PO BOX 31101  
SHREVEPORT LA 71120

- 1 THIS AUTHORIZATION CONSTITUTES AUTHORITY FOR IMPLEMENTATION OF THE CONTRACT NUMBER INDICATED IN ACCORDANCE WITH THE TERMS OF THE CONTRACT EFFECTIVE ON THE DATE SPECIFIED ABOVE. ORDERING ACTIVITIES/ORDERING OFFICERS SPECIFIED IN THE "SHIP TO" COLUMN ARE AUTHORIZED TO PLACE ORDERS WITH THE CONTRACTOR DURING THE PERIOD COVERED HEREIN.
- 2 (TO CONTRACTOR) THIS DOCUMENT DOES NOT CONSTITUTE AN ORDER. IT IS FOR PLANNING PURPOSES AND IN NO WAY MODIFIES OR LIMITS THE CONTRACTOR'S OBLIGATION TO DELIVER PURSUANT TO PROPERLY PLACED ORDERS AS PROVIDED IN THE CONTRACT.
- 3 (TO ORDERING ACTIVITIES) ORDERS WILL NOT BE PLACED WHICH IN THE AGGREGATE WILL EXCEED THE QUANTITY LISTED BELOW. ORDERS WHICH EXCEED THE MAXIMUM QUANTITY AUTHORIZED TO BE CALLED FOR COULD RESULT IN AN OVER-OBLIGATION. OVER-DELIVERY OF THE LAST ORDER UP TO 10% DUE TO CONDITIONS OF LOADING OR SHIPPING AS AUTHORIZED BY THE CONTRACT WILL NOT CONSTITUTE OVER-ORDERING OR OVER-DELIVERY.
- 4 THE ACTIVITY LISTED IN THE "FROM" BLOCK WILL FURNISH THE CONTRACTOR WITH GOVERNMENT BILLS OF LADING AND ROUTING INSTRUCTIONS, IF APPLICABLE, FOR COMUS MOVEMENTS WHEN GOVERNMENT FURNISHED TRANSPORTATION IS PROVIDED.

GLIN	DDAAC, NAME & ADDRESS	MODE OF SHPMT	FOB POINT	UN OF IS	UNIT PRICE	MAXIMUM QTY THAT WILL BE CALLED FOR
0101	SJ0808 DPR SOUTHWEST	A	STEPHENS AR	GL	0.936593	0
0201	W42CW1 FT POLK LA	A	DESTINATION	GL	1.008130	219.832
0301	SJ0808 DPR SOUTHWEST	A	DESTINATION	GL	0.947534	0
0301	FP4808 BARKDALE AFB LA - 2 8088 WO					0
TOTAL QUANTITY AUTHORIZED FOR SHIPMENT						219.832 GL
MAXIMUM FUNDS AUTHORIZED						\$218,268 GL
TOTAL QUANTITY ON CONTRACT						900,000 GL

NOTES: CV. TO: GAR SHREVEPORT, LA. AMENDMENT ISSUED TO REFLECT ACTUAL QTY RECEIVED. FINAL SIOATH.

CONTRACTOR WILL ENTER APPLICABLE REQUISITION NUMBER (BLOCK 4, DD FORM 1188) AS THE LAST ITEM IN BLOCK 16 OF DD FORM 280; ALSO THE SUPPLEMENTARY ADDRESS, SIGNAL, AND FUND CODES FROM BASE REQUISITIONS. THE ORDERING OFFICIAL WILL BE HELD RESPONSIBLE FOR A VIOLATION OF SECTION 3679, REVISED STATUTES, IF THE AMOUNTS (QUANTITIES & DOLLARS) AUTHORIZED BY THE CURRENT SIOATH ARE EXCEEDED. THIS APPLIES ONLY TO THE VALUE AT THE ORIGINAL CONTRACT UNIT PRICE. ORDERING OFFICES WILL WITHOUT EXCEPTION CITE THE BASIC CONTRACT PRICES ONLY ON ALL ORDERS PLACED AGAINST THIS CONTRACT DURING THE CONTRACT ORDERING PERIOD.

\_\_\_\_\_  
APPROVING OFFICER

THIS SIOATH SUPERSEDES SIOATH SERIAL NO. SW-JP4-83-02-01 DATED 26 APR 1983.

SAMPLE OF DD FORM 1155, ORDER FOR SUPPLIES OR SERVICES  
USED FOR A SINGLE ORDER

ORDER FOR SUPPLIES OR SERVICES				Form Approved OMB No. 0704-0187 Expires Jul 31, 1989		PAGE 1 OF 1	
1. CONTRACT / PURCH ORDER NO. DLA 600-86-D-0412		2. DELIVERY ORDER NO. 2L05		3. DATE OF ORDER 86 Jul 03		4. REQUISITION / PURCH REQUEST NO. A4511161840001	
6. ISSUED BY "ORDERING OFFICER" Fort Bliss El Paso, Texas 79906-6210				7. ADMINISTERED BY (If other than 6) DFSC		8. DELIVERY FOB <input checked="" type="checkbox"/> DEST <input type="checkbox"/> OTHER <small>(See Schedule if other)</small>	
9. CONTRACTOR NAME AND ADDRESS Chevron Oil Company, Western Division Refinery 6501 Towbridge Drive El Paso, Texas 79998-1340				10. DELIVER TO FOB POINT BY (Date) SEE SCHEDULE		11. MARK IF BUSINESS IS <input type="checkbox"/> SMALL <input type="checkbox"/> SMALL DISAD- VANTAGED <input type="checkbox"/> WOMEN-OWNED	
14. SHIP TO Petroleum Storage Area Fort Bliss, Texas				15. PAYMENT WILL BE MADE BY DLA (See Contract)		13. MAIL INVOICES TO SEE BLOCK 15	
16. TO R P O Y DELIVERY <input checked="" type="checkbox"/> This delivery order is issued on another Government agency or in accordance with and subject to terms and conditions of above numbered contract. PURCHASE <input type="checkbox"/> . Reference your _____ furnish the following on terms specified herein. ACCEPTANCE. THE CONTRACTOR HEREBY ACCEPTS THE OFFER REPRESENTED BY THE NUMBERED PURCHASE ORDER AS IT MAY PREVIOUSLY HAVE BEEN OR IS NOW MODIFIED, SUBJECT TO ALL OF THE TERMS AND CONDITIONS SET FORTH, AND AGREES TO PERFORM THE SAME.							
17. ACCOUNTING AND APPROPRIATION DATA / LOCAL USE 97X4961.5106.01 26 S44203  000000 A RK							
18. ITEM NO.	19. SCHEDULE OF SUPPLIES / SERVICE	20. QUANTITY ORDERED / ACCEPTED*	21. UNIT	22. UNIT PRICE	23. AMOUNT		
0101	9130-00-256-8613, Turbine Fuel, grade JP-4  SCHEDULE: Deliver approximately 6 trucks per day Monday thru Friday (45,000 gals) between 0800 and 1700 hours. When the undelivered balance of this order is less than 6,000 gals, the order will be considered complete  (SAMPLE)	1,050,000	gal	\$ .953	\$1,000,650		
* If quantity accepted by the Government is same as quantity ordered, indicate by X. If different, enter actual quantity accepted below quantity ordered and encircle.				24. UNITED STATES OF AMERICA CLYDE FEASER BY: _____ COMMERCIAL 915-568-2788 AUTOVON 978-4700 CONTRACTING / ORDERING OFFICER		25. TOTAL 1,000,650 29. DIFFERENCES	
26. QUANTITY IN COLUMN 20 HAS BEEN <input type="checkbox"/> INSPECTED <input type="checkbox"/> RECEIVED <input type="checkbox"/> ACCEPTED, AND CONFORMS TO THE CONTRACT EXCEPT AS NOTED				27. SHIP. NO.		28. D.O. VOUCHER NO.	
DATE _____ SIGNATURE OF AUTHORIZED GOVERNMENT REPRESENTATIVE				31. PAYMENT <input type="checkbox"/> PARTIAL <input type="checkbox"/> FINAL		32. PAID BY	
36. I certify this account is correct and proper for payment. DATE _____ SIGNATURE AND TITLE OF CERTIFYING OFFICER				33. AMOUNT VERIFIED CORRECT FOR		34. CHECK NUMBER	
37. RECEIVED AT		38. RECEIVED BY		39. DATE RECEIVED		40. TOTAL CONTAINERS	
						41. S/R ACCOUNT NUMBER	
						42. S/R VOUCHER NO.	

DD Form 1155, JUL 87  
356/188

Previous editions are obsolete.

CONTRACTOR MUST SUBMIT FOUR COPIES OF INVOICE

RESERVED

APPENDIX A12

INSTRUCTIONS FOR PREPARING DD FORM 1155,  
ORDER FOR SUPPLIES OR SERVICES

A. GENERAL INSTRUCTIONS

1. When an order is placed for a tanker cargo or a barge tow (series of barges) and part of the cargo is destined to a DFSC customer (not a terminal storing DLA-owned product), that portion of the cargo destined to the DFSC customer will be ordered separately from other parts of the cargo.

2. Two or more grades of product may be ordered from the same contract on a single DD Form 1155. Requirements for more than one consignee may be ordered on a single DD Form 1155; however, a separate delivery order number must be cited against each CLIN, see appendix A14. Each consignee will be identified by document number, signal code, fund code, supplementary address - and quantity required. If more than one consignee is supplied from the same CLIN, a separate DD Form 1155 will be prepared for each consignee, see appendix A10.

3. Codes to be used for all entries in blocks 4, 6, 7, 14, 15, 17, and 19 and for Government entries in block 9 are published in DoD 4000.25-6-M, DoD Activity Address Directory. (Overseas activities are exempt from the use of AACs except for the DoDAAC in the document number (block 4), supplementary address (funding information, block 17) and "ship to" addressee.)

4. Orders for shipments via PL/TT/TC may be on the basis of multiple calls/deliveries against a single order, documented IAW appendix A14.

5. Orders for shipments to DFSPs via TK/BG will be on the basis of a single order for each single shipment, thereby precluding multiple shipments from a single order. Multiple orders may be placed by a single DD Form 1155 as stated in subparagraph B20. Multiple TC/TT loads within a 24-hour period are authorized subject to restrictions in appendix A28.

B. PREPARATION OF THE DD FORM 1155 FOR ORIGINAL DELIVERY ORDERS.  
For original delivery orders, prepare the form as follows:

1. Uppermost Line (Unblocked). Enter a check in the block which indicates that the DD Form 1155 will be used as an "Order for Supplies or Services."

2. Block 1 (Contract/Purchase Order Number). Enter the DFSC contract number: e.g., DLA 600-83-D-1234.

3. Block 2 (Delivery Order Number). Enter an alpha/numeric delivery order number. Each order number may be used only once for each contract whether single year or multiyear. It will be created as follows:

a. For retail activities (non-DFSC), the first and second positions shall be a double alpha or an alpha/numeric number assigned by the Military Services IAW FAR, appendix N, to the activity issuing the order. Due to the lack of unused numbers in the FAR system, DFSC has been given authority to assign order codes for exclusive use in DFAMS when necessary. Appendix A57 provides a list of all order codes authorized for use in the DFSC mechanized system. The origin of each code, whether FAR, appendix N, or DFSC assigned, is provided.

b. For retail activities (non-DFSC), the third and fourth positions shall be a serial number assigned by the issuing activity. Delivery order numbers will commence as 01 and continue consecutively until the number 99 is used. At that point, a uniform series of numeric/alpha, alpha/numeric, and, finally, double alpha serial numbers shall be assigned as follows (the letters I and O shall not be used):

1A, 1B, and so on to 9Z	then
A1, A2, and so on to Z9	then
AA, AB, and so on to ZZ	

c. For DFSC activities, delivery numbers will be composed of four numeric positions. The first two positions will be assigned as provided below. The other two positions will be used for a serial number commencing at 01 and continuing as cited above. The numbers need not be consecutive against a single contract, providing the ordering activity can maintain adequate control over orders placed against each contract. The first two positions will be as follows:

DFSC-OD	00	DFR-W	60
DFR-NE	20	DFR-P	70
DFR-SE	30	DFR-E	80
DFR-C	40	DFR-A	90
DFR-SW	50	DFR-CR	35

4. Block 3. Enter the date of the order using a two position year, a three position alpha month, and a two position numeric day; i.e., 80 Jul 03.

5. Block 4. Enter a 14 position document number, except for shipments to DFSPs. When the DFR/JPO places an order for direct delivery to a retail activity, the consignee must provide the document number to the ordering activity. The consignee will also ensure

their document number is recorded in block 13 of DD Form 250-1.

6. Block 5. Leave blank. Petroleum is excluded from the DMS rating system.

7. Block 6. Enter the name, address, and DoDAAC of the ordering activity.

8. Block 7. Enter DFSC and DoDAAC SC0600.

9. Block 8. Check the applicable block. When "other" is checked, it is not necessary to list the actual source unless the contract item listed in block 18 has multiple source point. In such cases, the actual origin source will be entered in the lower portion of the block.

10. Block 9. Enter the name, address, and applicable code of the contractor as it appears in "Place Order With" block of the DFSC Form 21.1 (SIOATH). The contractor code normally will not be included in SIOATHs for overseas contracts. In these cases, the contractor code will be omitted from this block.

11. Block 10. If a single date of delivery is applicable to the entire order, it shall be entered in this block. Multiple delivery dates will be listed in the schedule and this block annotated "See Schedule."

12. Block 11. Leave blank.

13. Block 12. Leave blank.

14. Block 13. Enter "See Block 15."

15. Block 14. If a single "Ship To" point is applicable to the entire order, the name and address of that point shall be entered in the block. Also, enter the DoDAAC in the CODE space of this block if the consignee has a DoDAAC assigned. Multiple "Ship To" points with applicable DoDAACs will be shown in the schedule and this block annotated "SEE SCHEDULE." The phrase "via (name of pipeline) (DoDAAC of pipeline company)/Base" will be used when the fuel will be received directly into base tankage and become Military Service-owned inventory at that point. Example: Via Southern Pacific Pipeline, UY7076/DFSP. These phrases, as applicable, will be entered in this block immediately below the name and address of the "SHIP TO" point.

16. Block 15. Enter "DLA-See Contract." Also, enter Code SA4900 in the code block.

17. Block 16. Check delivery.

18. Block 17. In the upper half of the block, enter the accounting classification as shown on the applicable SIOATH. In the lower left of the block, enter billing (supplemental address, signal, and fund code; e.g., 000000/A/RK). Where a fuel region or JPO is placing an order for direct delivery to a DFSC customer (sale) and the information prescribed above is not received with the requirement, the fuel region/JPO will communicate with the consignee to obtain the information. The one exception to the foregoing is that the lower portion of the block will be left blank on orders placed for delivery to terminals or pipeline quality/quantity tankage storing DLA-owned product. The purpose and source for each of the data elements are as follows:

a. Supplemental Address. This entry will be 000000 if the DoDAAC in the "Requisition/Purchase Request No" block is to be billed for the product. If another DoDAAC is to be billed for the product, that six-digit DoDAAC will be entered for the Supplemental Address element. Listings of DoDAACs are contained in DoD 4000.25-6-M and the following Military Department publications:

Air Force - AFR 400-12

Army - (Uses DoD 4000.25-6-M)

Navy - NAVCOMPT Manual, vol II, chapter 5

b. Signal. This code indicates which DoDAAC is to receive the product and which DoDAAC is to be billed for the product. (See "Signal," appendix C44.) Other signal codes are contained in the following Military Department publications:

Air Force - ARM 67-1, volume I, part four, chapter 1, Att 14

Army - AR 725-50

Navy - NAVSUP PUB 437, chapter 5

c. Fund Code. This is a two-digit code that identifies the appropriation symbolization that will be used to reimburse DFSC for the product. Listings of fund codes are contained in DoD Manual 4000.25-7-S1, MILSBILLS Fund Code Supplement, (see "Fund Code," appendix C21).

d. Project Code. The last three digits that appear with the billing data, if applicable. These can be three zeros, letters, or other numbers. This code tells the computer to print it on the



invoice to the using activity. The code is for the use of the accounting department of the using activity to identify the project for which the fuel was used. This code may be omitted. If the code does not appear on the requisitions, it is not required with the billing data.

19. Block 18. Enter the CLIN under which the product will be delivered. If an order is against two or more line items, each will be listed separately with the quantity applicable to each.

20. Block 19. Enter the NSN, the most descriptive noun name of the product and the grade. The schedule will also include the mode of delivery. Where multiple modes of delivery are shown in the SIOATH, provide all possibilities. Two or more grades on a single contract may be ordered on one DD Form 1155. The remainder of the Schedule Block may be used to provide details of multiple consignees, delivery schedule, or any other special instructions for the contractor. Multiple orders can be placed on one order (DD Form 1155) by use of an order number for each TK/BG/PL delivery. Less than re-supply increments discussed herein mean less than 10 percent of the order.

NOTE: If the order represents a direct sale to a U.S. Navy vessel, enter "MGT Indicator A" in the lower right-hand corner of the block.

21. Block 20. Enter the total quantity ordered for the applicable line item. This quantity should not exceed the unordered balance of the SIOATH authorization and/or that quantity listed in column L of the SIOATH Control Record.

22. Block 21. Enter the standard unit of issue (UI) applicable to the line item(s) described. If it is desired to express a barrel quantity for an item other than the standard UI, place the quantity, stated in barrels, in parenthesis in block 20, directly beneath the gallon quantity.

23. Block 22. Enter the unit price provided on the SIOATH.

24. Block 23. Enter the extended dollar amount (quantity order x unit price as provided on the SIOATH) for each line item.

25. Block 24. Enter the signature and typed name and telephone number of the ordering officer or his designee authorized to place orders.

26. Block 25. Enter the total amount for all line items on the order.

27. Blocks 26 through 42. These blocks are utilized for receiving and payment functions and will be left blank.

C. PREPARATION OF THE DD FORM 1155 FOR AMENDED DELIVERY ORDERS. For amended delivery orders, prepare the form as prescribed above, except as follows:

1. Block 2. A sequential two position delivery order amendment suffix shall be added to the existing four position alpha/numeric order number for each amendment processed to the basic order. The suffix numbers added for each amendment will be numbered 01 through 99.

2. Block 3. Enter actual date of amendment. Do not use original.

3. Block 19. Add a statement at the lower portion of the block to explain why the amendment is being made; e.g., "This amendment is made to reduce the quantity ordered from 30,000 gals. to 20,000 gals." In the event that a no-cost agreement is reached, the following notice will be typed in block 19 and the amended order forwarded to the contractor's office which received the original order. If the entire order is being cancelled, omit the words "all of" and "the remaining quantity of \_\_\_\_\_ gallons under" from the following statement:

All of the petroleum products ordered by Delivery Order \_\_\_\_\_ under Item \_\_\_\_\_ of Contract DLA 600 \_\_\_\_\_ are no longer required by the Government; therefore, the remaining quantity of \_\_\_\_\_ gallons under such Delivery Order is hereby cancelled at no cost to the Government and applicable funds deobligated.

4. Block 20. The quantity reflected in this block of an amended DD Form 1155 will be the revised quantity.

5. Block 22. The unit price recorded on the amended DD Form 1155 will be the original (basic) contract price of the item.

6. Block 23. The extended dollar amount recorded on the amended DD Form 1155 will reflect the revised quantity delivered, multiplied by the unit price.

D. CORRECTION PROCEDURE. When documents that have already been sent to DFSC as valid actions are found to be in error, a correction document will be prepared immediately and a copy furnished DFSC without delay. The correction document will be identical to the invalid document except for the following:

1. Erroneous data will be boldly circled and the correct data entered above or next to it, where both can be clearly read.

2. The word "CORRECTION" followed by the error correction day (Julian date) will be entered in block 19.

3. P10 transaction will be corrected, if appropriate.

(If original was correct, and a change in that order is desired, an amendment will be prepared.)

E. AUTOMATED PREPARATION OF DD FORM 1155. Since the implementation of DFAMS, DFSC, and DFRs with terminals linked to DFAMS receive computer prepared DD Form 1155. The computer prepared delivery orders are reviewed for correctness, authenticated by the ordering officer, and distributed. Ordering officers that do not have access to terminals linked to DFAMS will manually prepare DD Form 1155.

RESERVED

APPENDIX A14

SAMPLE OF DD FORM 1155, USED FOR MULTIPLE ORDERS

ORDER FOR SUPPLIES OR SERVICES				Form Approved OMB No. 0704-0187 Expires Jul 31, 1989		PAGE 1 OF	
1. CONTRACT PURCH ORDER NO DLA 600-86-D-620		2. DELIVERY ORDER NO See below		3. DATE OF ORDER 86 Jan 14		4. REQUISITION/PURCH REQUEST NO.	
6. ISSUED BY DEFENSE FUEL SUPPLY CENTER CAMERON STATION ALEXANDRIA, VIRGINIA 22314-5044		CODE SC0600		7. ADMINISTERED BY (If other than 6) CODE SC0600		8. DELIVERY FOB <input type="checkbox"/> DEST <input checked="" type="checkbox"/> OTHER (See Schedule if other)	
9. CONTRACTOR NAME AND ADDRESS POINT MOLATE RICHMOND, CA		CODE N00228		FACILITY CODE		10. DELIVER TO FOB POINT BY (Date)	
						11. MARK IF BUSINESS IS <input type="checkbox"/> SMALL <input type="checkbox"/> SMALL DISADVANTAGED <input type="checkbox"/> WOMEN-OWNED	
						12. DISCOUNT TERMS	
						13. MAIL INVOICES TO SEE BLOCK 15	
14. SHIP TO Travis AFB CA (via SPPL UY7078)		CODE FP4427		15. PAYMENT WILL BE MADE BY DLA (See Contract)		CODE SA 4900	
						MARK ALL PACKAGES AND PAPERS WITH CONTRACT OR ORDER NUMBER	
16. TO RECORD		DELIVERY <input checked="" type="checkbox"/>		This delivery order is issued on another Government agency or in accordance with and subject to terms and conditions of above numbered contract.			
		PURCHASE		Reference your _____ furnish the following on terms specified herein. ACCEPTANCE. THE CONTRACTOR HEREBY ACCEPTS THE OFFER REPRESENTED BY THE NUMBERED PURCHASE ORDER AS IT MAY PREVIOUSLY HAVE BEEN OR IS NOW MODIFIED, SUBJECT TO ALL OF THE TERMS AND CONDITIONS SET FORTH, AND AGREES TO PERFORM THE SAME.			
				NAME OF CONTRACTOR		SIGNATURE	
				TYPED NAME AND TITLE		DATE SIGNED	
				If this box is marked, supplier must sign Acceptance and return the following number of copies:			
				17. ACCOUNTING AND APPROPRIATION DATA/LOCAL USE 97X4961.5106.01 26 S44203 000000 ARK			
18. ITEM NO	19. SCHEDULE OF SUPPLIES/SERVICE	20. QUANTITY ORDERED/ACCEPTED	21. UNIT	22. UNIT PRICE	23. AMOUNT		
0701	9130-00-256-8613 Turbine Fuel Aviation JP-4  Cargo/Tender NR Del'y Order NR  AFN-03-955 2 Feb 86 6008 AFN-03-957 wk of 16 Feb 86 6009 AFN-03-960 wk of 23 Feb 86 6010  Delivery Mode: 8 Pipeline Source Point: Benicia, CA  (SAMPLE)	1,575,000 1,575,000 2,016,000	gal gal gal	.981 .981 .981	1,545,075 1,545,075 1,977,696		
* If quantity accepted by the Government is same as quantity ordered, indicate by X. If different, enter actual quantity accepted below quantity ordered and encircle.		24. UNITED STATES OF AMERICA JAY F. BRINSER BY: U.S. Air Force, Chief CONTRACTING / ORDERING OFFICER		COMMERCIAL 906-234-5678 AUTOVON 284-7228		25. TOTAL 5,067,846	
26. QUANTITY IN COLUMN 20 HAS BEEN <input type="checkbox"/> INSPECTED <input type="checkbox"/> RECEIVED <input type="checkbox"/> ACCEPTED, AND CONFORMS TO THE CONTRACT EXCEPT AS NOTED		27. SHIP. NO.		28. D.O. VOUCHER NO.		29. DIFFERENCES	
DATE SIGNATURE OF AUTHORIZED GOVERNMENT REPRESENTATIVE		<input type="checkbox"/> PARTIAL <input type="checkbox"/> FINAL		32. PAID BY		30. INITIALS	
36. I certify this account is correct and proper for payment. DATE SIGNATURE AND TITLE OF CERTIFYING OFFICER		31. PAYMENT <input type="checkbox"/> COMPLETE <input type="checkbox"/> PARTIAL <input type="checkbox"/> FINAL				33. AMOUNT VERIFIED CORRECT FOR	
37. RECEIVED AT		38. RECEIVED BY		39. DATE RECEIVED		34. CHECK NUMBER	
						35. BILL OF LADING NO.	
				40. TOTAL CONTAINERS		41. S/R ACCOUNT NUMBER	
						42. S/R VOUCHER NO	

DD Form 1155, JUL 87  
356/188

Previous editions are obsolete.

CONTRACTOR MUST SUBMIT FOUR COPIES OF INVOIC

APPENDIX A15

INSTRUCTIONS FOR PREPARATION OF A REQUISITION FOR  
DELIVERY OF PACKAGED FUEL INHIBITORS TO A DFSP<sup>1</sup>

<u>Field Legend</u>	<u>Type Requisition</u>		<u>Entry and Instructions</u>
	<u>(Manual)</u> Block No.	<u>(Mechanical)</u> Position(s)	
Document Identifier	1	1-3	Enter "A0A" for CONUS DFSP. Enter "A01" for Overseas DFSP.
Routing Identifier (T0)	2	4-6	Enter "S9G".
Medium of Transmission	3	7	Enter "A" for CONUS DFSP Enter "S" for Overseas DFSP via AUTODIN.
Stock Number	4,5,6	8-22 )	Self-explanatory.
Unit of Issue	7	23-24 )	
Quantity	8	25-29 )	
Document Number	9-12	30-43	As assigned by the preparing activity; 30-35 will be the DoDAAC of the applicable DFR.
Demand	13	44	Leave blank unless a one-time requirement. Enter "N" (Nonrecurring) for one-time requirements.
Supplementary Address	14-15	45-50	Enter Activity Address Code of DFSP which is to receive product.

---

<sup>1</sup>Alpha blocks of manual format will be filled in as necessary.

<u>Field Legend</u>	<u>Type Requisition</u>		<u>Entry and Instructions</u>
	<u>(Manual)</u> <u>Block No.</u>	<u>(Mechanical)</u> <u>Position(s)</u>	
Signal	16	51	Enter "L".
Fund	17	52-53	Enter "FG".
Distribution	18	54-56	Leave blank.
Project	19	57-59	Leave blank.
Priority	20	60-61	Enter Priority Designator.
Required Delivery Date	21	62-64	Enter Julian Day by which inhibitor is needed.
Advice	22	65-66	Leave blank.
Date of Receipt of Requisition	23	67-69	Leave blank.
Blank	24	70-80	Leave blank.

APPENDIX A16

INSTRUCTIONS FOR PREPARING/MAINTAINING DD FORM 1886 ,  
SIOATH Control RECORD<sup>1</sup>

1. Block 1 - Activity. Enter the name and location of the activity to which the SIOATH has been issued.
2. Block 2 - SIOATH Serial Number. Enter the serial number of the SIOATH. When a SIOATH is received which supersedes a previously issued SIOATH, the serial number of the most recent SIOATH will be entered in this space and a single line drawn through the number which has been superseded. When an amendment of a SIOATH is received, the serial number will be entered into this block along with the basic SIOATH serial number.
3. Block 3 - Period Covered. Enter the beginning and ending dates of the SIOATH period covered by the SIOATH.
4. Blocks 4 and 5 - Contractor and Contractor Number. Enter the name of the company supplying the product and contract number as shown on the SIOATH.
5. Block 6 - Price Per Gallon/Barrel. Enter the unit price per gallon or barrel as shown on the SIOATH.
6. Block 7 - Grade. Enter the product code of fuel.
7. Column A - Date. Enter the date the order is placed.
8. Column B - Quantity Authorized. Enter the SIOATH ship to quantity of fuel authorized by the SIOATH or the latest amendment thereto.
9. Column C - Order Number. Enter the delivery order number.
10. Column D - Quantity Ordered. Enter the delivery order quantity.

---

<sup>1</sup>SIOATH Control Record. An on-line inquiry is available to DFSC and DFRs with DFAMS terminals, which shows all orders, shipments, and receipts for all transactions recorded in DFAMS, as well as the SIOATH balance. Ordering activities other than the DFRs may use the form described herein to ensure orders are within quantities authorized by SIOATH.



11. Column E - Quantity Received Against Order. Enter the quantity shown as shipped on the DD Form 250 when shipments are made FOB origin. Enter the quantity shown as received on the DD Form 250 when shipments are FOB destination.

12. Column F - Quantity Received, Cumulative. Enter the quantity determined by adding the entry, column E, to the last previous entry in this column for the same delivery order number.

13. Column G - Quantity Adjusted Each Order. An entry will be made in this column only after all expected deliveries against the applicable delivery order have been received. The entry to be made when the last delivery is posted will be the difference between the quantity stipulated in the delivery order and the cumulative deliveries against the delivery order as shown in column F. Entries in this column will be preceded by a plus or minus, as appropriated and represent the delivery order quantity adjusted.

14. Column H - Receiving Document Number. This entry will be the shipment number from the applicable DD Form 250.

15. Column J - Quantity Remaining on Individual Order. Enter the undelivered order quantity determined by subtracting applicable column F from column D. A zero will be shown in column J, if an undershipment is shown in column G which, when added to the entry, column F, equals applicable entry, column D. When posting a new delivery order, enter the same quantity recorded in column D.

16. Column K - Quantity, Cumulative on Order Undelivered. When the posting is for a new order, the entry for column K will be determined by adding the entry, column J, to the last previous entry, column K. If the posting is for a delivery against a previously placed order, the entry for column K will be determined by subtracting the last entry in column J from the preceding entry in column J applicable to that particular delivery order number, subtracting the resultant figure from the last previous entry, column K.

17. Column L - Quantity, SIOATH Balance. Post initial SIOATH quantity authorization on line 1 in columns B and L. As new orders are placed, reduce each previous SIOATH Unordered Balance by the quantity ordered (as posted in column D) as new delivery orders are placed. When a delivery order is completed, increase the balance in column L by any undelivered quantity (negative figure) reflected in column G or decrease the balance in column L by any overdelivered quantities (positive figure) reflected in column G.

SAMPLE OF DD FORM 1886

SOURCE IDENTIFICATION AND ORDERING AUTHORIZATION (SIOATH) CONTROL RECORD		1. ACTIVITY Kelly AFB, Texas		2. SIOATH ORDER NUMBER JPA-84-2-0 JPA-84-2-1		3. SIOATH CONTRACT NUMBER JPA-84-2-0 JPA-84-2-1		4. PERIOD COVERED 1 - Jan 84 1030 Jan 84	
ABC OIL Co. DLA 600-84-D-0100		SIOATH JPA 76-02-00		SIOATH JPA-76-02-01		SIOATH JPA-76-02-01		SIOATH JPA-76-02-01	
DATE	QTY ORDERED	QTY RECEIVED	QTY RECEIVED	QTY RECEIVED	QTY RECEIVED	QTY RECEIVED	QTY RECEIVED	QTY RECEIVED	QTY RECEIVED
16 Dec 84	4,200,000								4,200,000
2 Jan 84									420,000
8 Jan 84			70,030						349,970
15 Jan 84			347,020						0
18 Jan 84	3,200,000								3,782,950
18 Jan 84									3,782,950
24 Jan 84									2,862,950
31 Jan 84									2,861,940
									2,351,940
EXPLANATION OF ENTRIES ON THIS EXHIBIT									
Line 1 - Posting of an initial source identification and ordering authorization (SIOATH)									
Line 2, 6, & 8 - Posting of an order against contract.									
Line 3 - Posting of a normal receipt									
Line 4 - Posting of a receipt which completes order from practical standpoint but leaves small quantity standing or order due to quantity being less than a normal shipment increment.									
Line 5 - Posting of a SIOATH amendment which reduces quantity on SIOATH by 500,000 gallons.									
Line 7 - Posting of a receipt which amends order, authorized by clause 140, General Provisions for Petroleum Contracts with quantity exceeding amount on the applicable order.									

SIOATH JPA-84-01 reduced SIOATH quantity by 500,000 gallons

DD Form 1886, SEP 84

Previous editions may be used until supply is exhausted

An on-line inquiry is available which provides this information to DFSC and DFRs with DFAMS terminals.

APPENDIX A18

SOURCE IDENTIFICATION AND ORDERING AUTHORIZATION (SIOATH)  
STATUS REPORT

Subject: Source Identification and Ordering Authorization (SIOATH)  
Status Report (RCS: DLA(M)1882(DFSC))

From: (Activity submitting the report)

To: (Office that issued the SIOATH)

Subject report as of           (date)           is as follows:  
(Last calendar day of month)

1. Contractor	Exxon	Gulf	Mobil
2. Contract Number	86-D-1234	86-D-5761	86-D-1236
3. Contract Item Number	0011	0013	0002
4. SIOATH Number	JP4-86-2-1	JP5-86-1-3	145-86-2-5
5. Period Covered by SIOATH	July-Dec 86	July-Dec 86	July-Dec 86
6. SIOATH Quantity Authorized (Gallons)	4,000,000	3,000,000	2,000,000
7. SIOATH Quantity Received this Month (Gallons)	743,128	497,103	332,875
8. Cumulative SIOATH Quantity Ordered and Received During SIOATH Period (Gallons)	1,864,454	1,531,367	1,100,605
9. Quantity Ordered but Undelivered as of End of Month (Gallons)	14,000	7,500	25,000

Explanation of above data elements:

- a. "FROM:" Insert name of the activity submitting the report.
- b. "TO:" Address report to the office which issued the SIOATH.
- c. Lines 1 through 5 and line 9 are self-explanatory.
- d. Line 6. The quantity recorded in the "Maximum Quantity that will be called for" column of the SIOATH applicable to the contract line item being reported. This quantity is carried forward in column B, "Quantity Authorized," of the SIOATH Control Record.
- e. Line 7. The quantity which was received by the Government (normally received at the base) against the SIOATH during the month covered by the report (column E, SIOATH Control Record).
- f. Line 8. The cumulative quantity for which ownership was assumed by the Government (normally received at the base) against the SIOATH during the SIOATH delivery period, as of the last day of the month (column F, SIOATH Control Record).

DISTRIBUTION PLAN AUTHORIZATION CONTROL RECORD

DPA CONTROL RECORD				DEFENSE FUEL REGION HOUSTON		GRADE OF PRODUCT JPH		DELIVERY PERIOD FROM JULY 83 TO Dec 83		
DATE (a)	DOCUMENT (b)	DOCUMENT NUMBER (c)	CONTRACT NUMBER (d)	QUANTITATIVE AUTHORIZATION (e)		INCREASE	DECREASE	FUND AUTHORIZATION (f)		REMARKS (g)
				INCREASE	DECREASE			BALANCE	BALANCE	
7 Jun 83	DPA	JPH-84-1-1		100,000,000		32,000,000		32,000,000		
10 Jun 83	SIOATH	JPH-84-1-1	84-D-1234		19,000,000				3,200,000	
15 Jul 83	SIOATH	JPH-84-1-2	84-D-1234		1,000,000				320,000	
20 Aug 83	SIOATH	JPH-84-1-3	84-D-1234	2,000,000				640,000		
10 Jan 84	Uninitiated Product	N/A	84-D-1234	2,000,000				640,000		900,000
10 Jan 84	Blanket Agreement	N/A							900,000	-0-

(a) Enter the date of the DPA.  
 (b) Enter DPA or SIOATH, as appropriate, depending on the document being posted.  
 (c) Enter the number of the DPA or SIOATH being posted.  
 (d) Enter the contract number from the SIOATH. Leave blank for DPA posting.  
 (e) Self-explanatory.  
 (f) Self-explanatory.  
 (g) Use only as required to explain any unused entries.

DFSC FORM 21.27 (Oct 78) Local reproduction of this form is authorized.

RESERVED

APPENDIX A21

INSTRUCTIONS FOR PREPARING/CODING THE REQUISITION AND INVOICE/SHIPPING DOCUMENT (DD FORM 1149)

DD Form 1149, when used, will be prepared as follows (annotate entries with identifying abbreviations where shown in parentheses):

<u>BLOCK</u>	<u>BLOCK TITLE</u>	<u>ENTRY - REQUISITION/SHIPPING DOCUMENT</u>	<u>ENTRY - RECEIVING DOCUMENT</u>	<u>REMARKS</u>
1	From	Name/Address/DoDAAC.	Name/Address/DoDAAC RI Code if assigned of requesting activity or activity returning product (Customer).	Refer to appendix A57 for listing of RI codes.
2	To	Name/Address/DoDAAC/RI Code of DFSP to which DD 1149 will be submitted.	See shipping document entry.	Refer to appendix A57 for listing of RI codes.
3	Ship To - Mark For	Name/Address/DoDAAC/RI Code of delivery point. If delivery is to be made to requisitioner, enter "Same as Block 1". Enter Final Shipment Indicator (FSI) when applicable.1	See shipping document entry.	Refer to appendix C19, for instructions governing FSI.
4	Appropriation and Subhead	Blank, unless used locally.	Blank unless used locally.	

---

1These codes/data elements will be entered by DFSP/Shipper.

<u>BLOCK TITLE</u>	<u>ENTRY - REQUISITION/ SHIPPING DOCUMENT</u>	<u>ENTRY RECEIVING DOCUMENT</u>	<u>REMARKS</u>
(a) Item Number	Enter item numbers in sequence beginning with number 1.	See shipping document entry.	Use continuation sheet if more space is required.
(b) Stock Number	Enter NSN, and adequate nomenclature, to identify product being requisitioned/returned. In addition, enter the following data, when applicable: (1) Delivery Schedule (for multiple deliver dates). (2) Supplementary Activity Address Code, Signal and Fund Code. (3) Management Indicator (MGT) "A", when applicable. (4) Supply Condition (COND). <sup>1</sup>	See shipping document entries. Also enter the following data, when applicable: (1) Management Code (MGT) F or G when applicable (DFSP-assigned to notify Service/Agency return of product for credit, or with no credit, or to identify receipt of DFSP requisitioned product; e.g. FSII). (2) Supply condition: "A" - Serviceable on specification. "B" - Serviceable off specification. "J" - Contaminated.	Refer to the following applicable appendix for instructions on code/data use:  <u>Appendix</u> C2 Activity Address Code C51 Supply Condition C21 Fund Code C25 Management Indicator C44 Signal
(c) Unit of Issue	Enter applicable UI.	See shipping document entry.	For bulk Navy Special Fuel Oil (NSF), Low Sulfur Residual Oil (FSL) and Navy Distillate Fuel (NDF) use "BL" (barrels); for all other bulk product use, "GL" (gallons).

<sup>1</sup>See note on previous page.



<u>BLOCK TITLE</u>	<u>ENTRY - REQUISITION/ SHIPPING DOCUMENT</u>	<u>ENTRY - RECEIVING DOCUMENT</u>	<u>REMARKS</u>
(d) Quantity Requested	Enter quantity requested.	N/A.	Quantities and units of issue must agree.
(e) Supply Acquisition	Enter quantity shipped.	Enter quantity received.	Quantities and units of issue must agree.
(f) Optional use			
(i)			
5 Requisition Date	Enter requisition preparation date.	N/A.	
6 Requisition Number	Enter applicable Service/Agency Document Number.	See shipping document entry.	Refer to appendix C17, for Structure/use of document number.
Suffix	Enter sequentially assigned suffix code after the document number when multiple shipments are made against the same document number; 1 otherwise, blank.	See shipping document entry.	Refer to appendix C49, for assignment/use.
Requisition Amendment Number	Enter code in the extreme right hand portion of the block as follows: (1) "00" for original requisition. (2) Sequential control number for each amendment (i.e., 01, 02, etc.).		

<u>BLOCK TITLE</u>	<u>ENTRY - REQUISITION/ SHIPPING DOCUMENT</u>	<u>ENTRY - RECEIVING DOCUMENT</u>	<u>REMARKS</u>
7 Date Material Required (Required Delivery Date)	Enter the date fuel is required at delivery point. For multiple delivery dates, enter "See Schedule" and include necessary information in block (b).	See shipping document entry.	Applicable only to the requisitioner and DFSP.
8 Priority (Priority Designator)	Enter applicable priority designator.	See shipping document entry.	Refer to appendix C35 for explanation/use.
9 Authority or Purpose	Enter SIOATH number, if applicable.	N/A.	
10 Signature	Enter name and grade of activity ordering officer.	N/A.	A requisition does not require signature of requesting officer or designated representative. By assignment of requisition number the document is considered authorized.
11(a) Voucher Number and Date	Leave blank.	Leave blank.	Reserved for correction data. <sup>2</sup>

<sup>2</sup>When a shipment/receipt document requires correction or reversal the following actions will be taken:

- Circle erroneous data and enter correct data above or next to it where both can be clearly read.
- Enter the error correction or reversal day (Julian day) in block 11 b.
- Enter the word "CORRECTION" or "REVERSAL" in block 11.b., as appropriate.
- Submit a correction or reversal P21/P31 transaction (action code C or R in position 22) to DFAMC.

<u>BLOCK TITLE</u>	<u>ENTRY - REQUISITION/ SHIPPING DOCUMENT</u>	<u>ENTRY - RECEIVING DOCUMENT</u>	<u>REMARKS</u>
(b) Blank			
12 Date Shipped	Enter product shipment Day.1	N/A.	Refer to appendix C52 for explanation/use.
13 Mode of Shipment	Required entry (see remarks).	See shipping document entry.	Refer to appendix C27.
14 Bill of Lading Number	Required entry (see remarks).	See shipping document entry.	Refer to appendix C5.
15 Air Movement Designator	Leave blank.	Leave blank.	
16-20	Leave blank.	Enter Product Receipt Day in the "Posted-Date" area of block 19.	Refer to appendix C52 for instructions governing product receipt day. DFSP receiving officer will sign/initial in "Posted-By" area of block 19.

---

1 See note on page A21-1.

APPENDIX A22

SAMPLE OF DD FORM 1149, USED AS A SHIPMENT DOCUMENT

SHIPPING CONTAINER TALLY → 1 2 3 4 5 6 7 8 9 10 11 12 13 14 15 16 17 18 19 20 21 22 23 24 25 26 27 28 29 30 31 32 33 34 35 36 37 38 39 40 41 42 43 44 45 46 47 48 49 50

REQUISITION AND INVOICE / SHIPPING DOCUMENT													
1. FROM: (Include ZIP Code) NAVAL SHIPYARD PORTSMOUTH SUPPLY DEPT, PORTSMOUTH, NH 03001-6721				N00102 RI NHI		SHEET NO. 1 NO. OF SHEETS		5. REQUISITION DATE 89DEC 31		6. REQUISITION NUMBER N9061193651234B			
2. TO: (Include ZIP Code) DFSP CASCO BAY, Harpswell, ME 04015-1500				N39330 RI Q2B		7. DATE MATERIAL REQUIRED 90 JAN 06				8. PRIORITY 06			
3. SHIP TO - MARK FOR SUPERINTENDENT OF SHIPBUILDING Bath Iron Works Corporation 700 Washington Street Bath, ME 04590-1601				N98611 RI Q00 FSI Z		9. AUTHORITY OR PURPOSE				10. SIGNATURE J.C. Whitney GS-6			
						11. VOUCHER NUMBER & DATE							
						12. DATE SHIPPED 90 JAN 06				13. MODE OF SHIPMENT B			
						14. BILL OF LADING NUMBER S-1234567				15. AIR MOVEMENT DESIGNATOR OR PORT REFERENCE NO.			
4. APPROPRIATIONS SYMBOL AND SUBHEAD				OBJECT CLASS		EXPENDITURE ACCOUNT (From)		EXPENDITURE ACCOUNT (To)		CHARGEABLE ACTIVITY			
										BUREAU CONTROL ACTIVITY NO.			
										BUREAU CONTROL NO.			
										AMOUNT			
ITEM NO. (a)	FEDERAL STOCK NUMBER, DESCRIPTION, AND CODING OF MATERIEL AND/OR SERVICES (b)					UNIT OF ISSUE (c)	QUANTITY REQUESTED (d)	SUPPLY ACTION (e)	TYPE CON-TAINER (f)	CON-TAINER NOS (g)	UNIT PRICE (h)	TOTAL COST (i)	
001	9140-00-273-2377 Fuel Oil, Diesel Marine, MIL-F-16884G N00104/B/UZ MGT A					GL		6000					
16. TRANSPORTATION VIA MATS OR MSTs CHARGEABLE TO						17. SPECIAL HANDLING							
RECEIPT A P S I M T I U P L M A E T N I O N	18. ISSUED BY		TOTAL CON-TAINERS	TYPE CON-TAINER	DESCRIPTION			TOTAL WEIGHT	TOTAL CUBE	19. CONTAINERS RECEIVED EXCEPT AS NOTED	DATE	BY	SHEET TOTAL
	CHECKED BY									QUANTITIES RECEIVED EXCEPT AS NOTED	DATE	BY	GRAND TOTAL
	PACKED BY									POSTED	DATE	BY	20. RECEIVER'S VOUCHER NO.
					← TOTAL →								

APPENDIX A23

SAMPLE OF DD FORM 1149, USED AS A RECEIPT DOCUMENT

SHIPPING CONTAINER TALLY → 1 2 3 4 5 6 7 8 9 10 11 12 13 14 15 16 17 18 19 20 21 22 23 24 25 26 27 28 29 30 31 32 33 34 35 36 37 38 39 40 41 42 43 44 45 46 47 48 49 50

REQUISITION AND INVOICE/SHIPPING DOCUMENT										Form Approved OMB No. 0704-0246 Expires Apr 30, 1989	
1. FROM: (Include ZIP Code) NAVAL AIR STATION N60087 Navy Materiel Supply Dep't, Brunswick, ME 04011-1200					SHEET NO. 1	NO. OF SHEETS	5. REQUISITION DATE 80 JAN 15		6. REQUISITION NUMBER N6008700155633		
2. TO: (Include ZIP Code) DFSP CASCO BAY, Harpswell, Maine 04015-1500 N39330 RI Q2B					7. DATE MATERIAL REQUIRED 80 JAN 15			8. PRIORITY 06			
3. SHIP TO - MARK FOR Same as Block 1 RI NHI FSI Z					9. AUTHORITY OR PURPOSE			10. SIGNATURE E. BURKE, GS-5			
					11. VOUCHER NUMBER & DATE						
					12. DATE SHIPPED 80 JAN 15						
					13. MODE OF SHIPMENT 2			14. BILL OF LADING NUMBER S-6493212			
					15. AIR MOVEMENT DESIGNATOR OR PORT-REFERENCE NO.						
4. APPROPRIATIONS SYMBOL AND SUBHEAD				OBJECT CLASS	EXPENDITURE ACCOUNT (From) (To)		CHARGEABLE ACTIVITY	BUREAU CONTROL ACTIVITY NO.	BUREAU CONTROL NO.	AMOUNT	
ITEM NO. (a)	FEDERAL STOCK NUMBER, DESCRIPTION, AND CODING OF MATERIEL AND/OR SERVICES (b)				UNIT OF ISSUE (c)	QUANTITY REQUESTED (d)	SUPPLY ACTION (e)	TYPE CONTAINER (f)	CONTAINER NOS. (g)	UNIT PRICE (h)	TOTAL COST (i)
001	9130-00-273-2379 Turbine Fuel, Aviation, Grade JP5 000000/A/9X A				GL		10,600				
16. TRANSPORTATION VIA MATS OR MSTs CHARGEABLE TO						17. SPECIAL HANDLING					
RECEIVED CHECKED BY PACKED BY TOTAL	ISSUED BY	TOTAL CONTAINERS	TYPE CONTAINER	DESCRIPTION	TOTAL WEIGHT	TOTAL CUBE	CONTAINERS RECEIVED EXCEPT AS NOTED	DATE	BY	SHEET TOTAL	
	CHECKED BY							QUANTITIES RECEIVED EXCEPT AS NOTED	80 JAN 15	E. BURKE	GRAND TOTAL
	PACKED BY							POSTED			20. RECEIVER'S VOUCHER NO.
	TOTAL										

DD Form 1149, JUN 86

51 52 53 54 55 56 57 58 59 60 61 62 63 64 65 66 67 68 69 70 71 72 73 74 75 76 77 78 79 80 81 82 83 84 85 86 87 88 89 90 91 92 93 94 95 96 97 98 99 100

Previous editions are obsolete.

BEING DEVELOPED

APPENDIX A25

SAMPLE OF DD FORM 1348-1, USED AS A SHIPMENT DOCUMENT

1	2	3	4	5	6	7	8	9	10	11	12	13	14	15	16	17	18	19	20	21	22	23	24	25	26	27	28	29	30	31	32	33	34	35	36	37	38	39	40	41	42	43	44	45	46	47	48	49	50	51	52	53	54	55	56	57	58	59	60	61	62	63	64	65	66	67	68	69	70	71	72	73	74	75	76	77	78	79	80
DOC. IDENT.		RU FROM		M S		STOCK NUMBER										QUANTITY		DOCUMENT NUMBER			SUPPLEMENTARY ADDRESS					DISTRIBUTION		PROJECT		PRIORITY		REQ'D DEL DATE		ADVISE		RI		UNIT PRICE																																									
P21		NNB				9130 002568613										07600		F P6401 9215 0001			P4800 B 61									06				DKF ZA		236A 0152																																											
SHIPPED FROM DFSP NORFOLK, VA										NNB N00189					SHIP TO VIRGINIA ANG SANDSTON, VA										DKB FP6401					MARK FOR		PROJECT										TOTAL PRICE																																					
A										B					C										D		E																																																				
WAREHOUSE LOCATION							TYPE OF CARGO		UNIT PACK		UNIT WEIGHT		UNIT CUBE		UFC		NMFC		FREIGHT RATE			DOCUMENT DATE		MAT COND		QUANTITY		S																																																			
F							G		H		I		J		K		L		M			N		O		P		Q		R		S																																															
SUBSTITUTE DATA (ITEM ORIGINALLY REQUESTED)										FREIGHT CLASSIFICATION NOMENCLATURE										V																																																											
T										U										V																																																											
W										ITEM NOMENCLATURE										Y																																																											
SELECTED BY AND DATE										TYPE OF CONTAINER(S)		TOTAL WEIGHT		RECEIVED BY AND DATE										INSPECTED BY AND DATE																																																							
7600										A																																																																					
PACKED BY AND DATE										NO. OF CONTAINER(S)		TOTAL CUBE		WAREHOUSED BY AND DATE										WAREHOUSE LOCATION																																																							
236																																																																															
REMARKS:																																																																															
AA										BB		CC		DD										EE																																																							
FIRST DESTINATION ADDRESS										DATE SHIPPED										FF		GG																																																									
11										12										14		15																																																									
13 TRANSPORTATION CHARGEABLE TO										14 BLADING, AWB, OR RECEIVER'S SIGNATURE (AND DATE)										15 RECEIVER'S DOCUMENT NUMBER																																																											
										M-123456																																																																					

DD Form 1348-1, SEP 87

Jun 86 edition may be used.

FORM APPROVED. OMB NO. 0704-0188

DOD SINGLE LINE ITEM RELEASE/RECEIPT DOCUMENT

APPENDIX A26

SAMPLE OF DD FORM 1348-1, USED AS A RECEIPT DOCUMENT

1	2	3	4	5	6	7	8	9	10	11	12	13	14	15	16	17	18	19	20	21	22	23	24	25	26	27	28	29	30	31	32	33	34	35	36	37	38	39	40	41	42	43	44	45	46	47	48	49	50	51	52	53	54	55	56	57	58	59	60	61	62	63	64	65	66	67	68	69	70	71	72	73	74	75	76	77	78	79	80
DOC IDENT.		RI FROM		M S		STOCK NUMBER		FSC		NHN		ADD		QUANTITY		DOCUMENT NUMBER		REQUISITIONER		DATE		SERIAL		SUPPLEMENTARY ADDRESS		FUND		DISTRIBUTION		PROJECT		PR		REQ'D DEL DATE		ADV		RI		UNIT PRICE		DOLLARS		CTS.																																			
P31		NNB		9130		002568613						07600		F P6401		9215		0001		E F		P4800		B 61						06						DKF ZA		2 37A		01 52																																							
SHIPPED FROM										SHIP TO										MARK FOR					PROJECT					TOTAL PRICE																																																	
DFSP NORFOLK, VA										NNB N00189										VIRGINIA ANG SANDSTON, VA					DKB FP6401																																																						
WAREHOUSE LOCATION										TYPE OF CARGO		UNIT PACK		UNIT WEIGHT		UNIT CUBE		UFC		NMFC		FREIGHT RATE		DOCUMENT DATE		MAT COND		QUANTITY																																																			
SUBSTITUTE DATA (ITEM ORIGINALLY REQUESTED)										FREIGHT CLASSIFICATION NOMENCLATURE																																																																					
										ITEM NOMENCLATURE																																																																					
SELECTED BY AND DATE										TYPE OF CONTAINER(S)		TOTAL WEIGHT		RECEIVED BY AND DATE		INSPECTED BY AND DATE																																																															
7600										A				7600																																																																	
PACKED BY AND DATE										NO. OF CONTAINER(S)		TOTAL CUBE		WAREHOUSED BY AND DATE		WAREHOUSE LOCATION																																																															
236										5		6		237		10																																																															
REMARKS:																																																																															
FIRST DESTINATION ADDRESS										DATE SHIPPED																																																																					
TRANSPORTATION CHARGEABLE TO										BLADING, AWR, OR RECEIVER'S SIGNATURE (AND DATE)										RECEIVER'S DOCUMENT NUMBER																																																											
										M-1234567																																																																					

DD Form 1348-1, SEP 87

Jun 86 edition may be used.

FORM APPROVED. OMB NO. 0704-0188

DOD SINGLE LINE ITEM RELEASE/RECEIPT DOCUMENT



APPENDIX A27

PROCEDURES FOR TRANSMITTING  
THE BULK PETROLEUM PRODUCT SLATE VIA AUTODIN

A. SLATING REPORT. The monthly slating report is accomplished by transmitting slating cards to DFSC via AUTODIN through communication centers. To do this, CONUS DFRs and JPOs will forward a DD Form 1392, Data Messageform to their communication center with the slating transactions enclosed. DD Form 1392 will be prepared with the following entries.

Precedence	- Routine
LMF	- Insert CC
Classification	- Unclassified
Addressee	- DASC CAMERON STATION VA// DASC-D//
Card Count	- Insert actual count of total number of cards to include header, detail, and footnote.
Routing Indicator	- RUEBDSF
Content Indicator	- DZRQ

All other entries are self-explanatory.

B. SLATING TRANSACTION FORMATS. The three types of slating transaction transactions are described below.

C. INSTRUCTIONS. Instructions for preparing the three slating transactions are as follows:

1. Slate Header Card and instructions follow:

<u>Field Legend</u>	<u>Record Positions(s)</u>	<u>Entry and Instructions</u>
Document Identifier	1-3	Enter ZRH.
Destination Code	4	Enter code.
Blank	5-50	Leave blank.

<u>Field Legend</u>	<u>Record Position(s)</u>	<u>Entry and Instructions</u>
Slate Number	51-58	51-52: Enter numerical month of fiscal year, i.e., 01 for October, 02 for November, etc.  53: Enter a dash.  54-55: Enter the last two digits of the fiscal year.  56: Blank or dash.  57-58: Enter change number, i.e., 01 for change 1, 02 for change 2, etc.
Blank	59-80	Leave blank.

2. Bulk Requirements Transactions. These transactions indicate the delivery requirements for each of the months reported by product, quantity, period required during the month, ocean terminal, and delivery method. Each card has provision to indicate requirements for one to four different products/discharge ports; thus, each slate will require a minimum of five bulk requirements transactions; i.e., one for each month for each group of four or less products or discharge ports. For each product required during a month at an ocean terminal, a separate entry must be made for the quantity to be delivered by each method of delivery during each period of the month in which a delivery is required. Transactions are prepared as follows:

a. DI (positions 1-3) - Enter code ZRQ on all Bulk Requirements Transactions.

b. Destination Area Codes (position 4), Product Type Codes (positions 8-10, 23-25, 38-40, 53-55), and Destination Terminal Codes (positions 17-21, 32-36, 47-51, 62-66) will be entered as contained in DFSC Handbook 4705.1, "Data Element Codes for Mechanized Listings." Destination terminal codes will be left-justified (start in positions 17, 32, 47, and 62) in the destination terminal fields.

c. The month field will contain the first three letters of the applicable month. At least one transaction must be submitted for each of the months.

d. The quantity fields will be fully utilized by entering zeros preceding the numerical quantity expressed in hundreds of barrels (C/Bbls).

e. The method field will contain one of the following codes:

<u>Method Code</u>	<u>Explanation</u>
1	MSC-controlled tanker/barge;
2	Other than MSC ocean-going tanker/barge (e.g., contractor-owned); or
3	Other than method 1 or 2.

f. The period field will contain a 1, 2, or 3 or be left blank.

<u>Period Code</u>	<u>Explanation</u>
1	Delivery desired during 1st-10th day of month.
2	Delivery desired during 11th-20th day of month.
3	Delivery desired during 21st-end of month.
Blank	No preference.

g. The initial submission of the message slate due on the 7th of each month will contain action code A in position 68. All requirements for the same type of product, method of delivery, destination terminal, and delivery period must be combined into one entry to process correctly. Changes, additions, or deletions subsequent to the initial submission each month will be submitted with action codes 2, 3, 4, and 5. These codes are described and examples of their use given, as follows:

<u>Action Code</u>	<u>Purpose</u>
2	To add a new requirement (a new terminal and/or a new product) for which no entry appeared on the original slate.

Example: 50,000 barrels of F76 for Hawaii, not previously slated, are required to be delivered by method 1 during the month of April, period 1. The bulk requirements card will be prepared as follows:

DOC ID	DEST CODE	MONTH	FIRST PRODUCT					SECOND PRODUCT					THIRD PRODUCT					ACT PERIOD	CC 69 80 MUST BE BLANK
			PROD TYPE	METHOD	QUANTITY HUNDREDS OF BBLs	DEST TERM	PERIOD	PROD TYPE	METHOD	QUANTITY HUNDREDS OF BBLs	DEST TERM	PERIOD	PROD TYPE	METHOD	QUANTITY HUNDREDS OF BBLs	DEST TERM	PERIOD		
Z R O	1 2 3	4	5 6 7	8 9 10 11	12 13 14 15 16	17 18 19 20 21	22 23 24	25 26 27 28 29 30 31	32 33 34 35 36	37 38 39 40 41 42	43 44 45 46 47	48 49 50 51 52 53 54 55 56 57	58 59 60 61 62 63 64 65 66 67	68 69 70 71 72 73 74 75 76 77 78 79 80					

ZRQLAPRF7610500 PERL 1 2

Action Code

Purpose

3

To change a quantity that had been previously slated for a particular period and method, and/or to include a requirement for an additional delivery period for a product already in the original slate submission. Report only quantity increase or decrease carefully coded in accordance with the following instruction.

Additional Quantity Required

Quantity Required is to be Reduced

If last position of incremental increase is:

Then last position in quantity field must be:

If last position of incremental decrease is:

Then last position in quantity field must be:

- Ø
- 1
- 2
- 3
- 4
- 5
- 6
- 7
- 8
- 9

- Ø
- 1
- 2
- 3
- 4
- 5
- 6
- 7
- 8
- 9

- Ø
- 1
- 2
- 3
- 4
- 5
- 6
- 7
- 8
- 9

- Ø
- J
- K
- L
- M
- N
- O
- P
- Q
- R

Example 1: The original submission for DFW to Rota in January had indicated a requirement for 1,000,000 barrels during each of periods 1, 2, and 3. It is desired to reduce the requirement for period 3 by 40,000 barrels without changing the requirement for period 2. In this situation, a bulk requirements transaction, action code 3, will be prepared in the following manner:

DOC ID	DEST CD	MONTH	FIRST PRODUCT				SECOND PRODUCT				THIRD				ACT PERIOD	CC 49-80 MUST BE BLANK																																																															
			PROD TYPE	METH	QUANTITY HUNDREDS OF BBLs	DEST TERM	PERIOD	PROD TYPE	METH	QUANTITY HUNDREDS OF BBLs	DEST TERM	PERIOD	PROD TYPE	METH			QUANTITY HUNDREDS OF BBLs	DEST TERM																																																													
ZRQ	JAN	DFW	1	0030	N	ROTA	1	DFW	1	0040	N	ROTA	3																																																																		
1	2	3	4	5	6	7	8	9	10	11	12	13	14	15	16	17	18	19	20	21	22	23	24	25	26	27	28	29	30	31	32	33	34	35	36	37	38	39	40	41	42	43	44	45	46	47	48	49	50	51	52	53	54	55	56	57	58	59	60	61	62	63	64	65	66	67	68	69	70	71	72	73	74	75	76	77	78	79	80

Example 2: The original slate for Donges had requested 3,000,000 barrels of JP4 during period 1, April, via method 1. It is now desired to have an additional 2,000,000 barrels of JP4 delivered to Donges during period 3, April, via method 1. To effect this change, submit a bulk requirements transaction prepared in the following manner:

DOC ID	DEST CD	MONTH	FIRST PRODUCT				SECOND PRO				FOURTH PRODUCT				ACT PERIOD	CC 49-80 MUST BE BLANK																																																															
			PROD TYPE	METH	QUANTITY HUNDREDS OF BBLs	DEST TERM	PERIOD	PROD TYPE	METH	QUANTITY HUNDREDS OF BBLs	DEST TERM	PERIOD	PROD TYPE	METH			QUANTITY HUNDREDS OF BBLs	DEST TERM																																																													
ZRQ	APR	JP4	1	0200	N	DONG	3																																																																								
1	2	3	4	5	6	7	8	9	10	11	12	13	14	15	16	17	18	19	20	21	22	23	24	25	26	27	28	29	30	31	32	33	34	35	36	37	38	39	40	41	42	43	44	45	46	47	48	49	50	51	52	53	54	55	56	57	58	59	60	61	62	63	64	65	66	67	68	69	70	71	72	73	74	75	76	77	78	79	80

Action Code      Purpose

4      To delete a specific requirement (product, quantity, period, and method) which had been submitted for a terminal.

Example: The slate had been submitted for Hawaii indicating 50,000 barrels of F76 were required during each of periods 1 through 3, via method 1, in May. It is now desired to delete the requirement for F76 during period 3. Submit a bulk requirements transaction prepared as follows:

DOC ID	DEST CD	MONTH	FIRST PRODUCT				SECOND PRO				FOURTH PRODUCT				ACT PERIOD	CC 49-80 MUST BE BLANK																																																															
			PROD TYPE	METH	QUANTITY HUNDREDS OF BBLs	DEST TERM	PERIOD	PROD TYPE	METH	QUANTITY HUNDREDS OF BBLs	DEST TERM	PERIOD	PROD TYPE	METH			QUANTITY HUNDREDS OF BBLs	DEST TERM																																																													
ZRQ	MAY	F76	1	0050	N	PERL	3																																																																								
1	2	3	4	5	6	7	8	9	10	11	12	13	14	15	16	17	18	19	20	21	22	23	24	25	26	27	28	29	30	31	32	33	34	35	36	37	38	39	40	41	42	43	44	45	46	47	48	49	50	51	52	53	54	55	56	57	58	59	60	61	62	63	64	65	66	67	68	69	70	71	72	73	74	75	76	77	78	79	80

Action Code                  Purpose

5                                  To eliminate all data pertaining to a terminal for a specific product and a given month.

Example: The slate had been submitted for Rota, Spain, indicating JP5 requirements for the month of May as:

<u>Method</u>	<u>Period 1</u>	<u>Period 2</u>	<u>Period 3</u>
1	500 C/Bbl		1000 C/Bbl
2		500 C/Bbl	
3	500 C/Bbl		

It is now desired to eliminate all slated requirements for JP5 at Rota during May. Using action code 5, the bulk requirements transaction will be prepared as follows:

DOC ID	DEST CODE	MONTH	PROD TYPE	FIRST PRODUCT	QUANTITY HUNDREDS OF BBL'S	DEST TERM	PERIOD	PROD TYPE	SECOND MONTH	THIRD MONTH	FOURTH PRODUCT	QUANTITY HUNDREDS OF BBL'S	DEST TERM	PERIOD	ACT PERIOD	CC 40-90 MUST BE BLANK	
Z R F	9 9 9	9 9 9	9 9 9	9 9 9 9 9	9 9 9 9 9	9 9 9 9 9	9 9 9	9 9 9				9 9 9 9 9	9 9 9 9 9	9 9 9 9 9	9 9 9 9 9	9 9 9 9 9 9 9 9 9 9 9 9 9 9	
1 2 3	4	5 6 7	8 9 10	11	12 13 14 15 16	17 18 19 20 21	22 23					24 25 26 27	28 29 30 31	32 33 34 35	36 37 38 39	40 41 42 43 44 45 46 47 48 49 50 51 52 53 54 55 56 57 58 59 60 61 62 63 64 65 66 67 68 69 70 71 72 73 74 75 76 77 78 79 80	
ZRF 01 MAY JP5										ROTA		5					

3. Requirements Footnote Card. Requirements footnote cards information will be written in clear text starting with rp 20 but, in no case will the text extend beyond rp 67. The requirements balance of each product, as of the first day of the current month only, will be submitted by means of these footnote cards. The requirements footnote cards will be numbered consecutively starting with 01 in rp 5-6 for all footnote cards submitted for an entire slate. If there is insufficient space for the complete text of a footnote in rp 20-67, the text will be continued on the next consecutive-numbered card starting in rp 20. However, rp 7-19 will be left blank on the continuation card. Entry instructions follows:

<u>Field Legend</u>	<u>Record Position(s)</u>	<u>Entry and Instructions</u>
Document Identifier	1-3	Enter ZRF.
Destination Code	4	Enter code.
Card Number	5-6	Enter 01, 02, etc consecutively.

<u>Field Legend</u>	<u>Record Position(s)</u>	<u>Entry and Instructions</u>
Month	7-9	Enter three position month, i.e., OCT for October.
Method	13	Enter method.
Destination Terminal	14-18	Enter destination terminal abbreviation.
Period	19	Enter period.
Notes	20-67	Enter text.
Blank	68-80	Leave blank.

APPENDIX A28

MATERIAL INSPECTION AND RECEIVING REPORT  
(DD FORMS 250, 250c, AND 250-1)

DD Form 250 series will conform to FAR appendix I. Bulk petroleum terminals usually do not have the FAR available; therefore, documentation related to bulk petroleum shipments are provided in this appendix. Explanatory statements and/or word substitutions have been included to promote simplicity and efficiency.

A. GENERAL

1. This appendix sets forth procedures and instructions for the use, preparation, and distribution of the MIRR (DD Form 250 series).

2. MIRRs are used to document POA, acceptance of supplies and services, and shipments; they are used by receiving, status control, technical, contracting, inventory control, requisitioning, and paying activities.

3. The contractor shall prepare the MIRR with the exception of those entries required to be completed by the authorized Government representative.

4. To preclude delays in shipments, payments, and avoid multiple corrections, contractors or Military Commanders are encouraged to consult with the cognizant Government QA representative regarding implementation of this appendix.

5. Standard abbreviations may be used. When a MILSPETS code is a prescribed entry in any of the DD Form 250 series documents, the code abbreviation contained in parentheses in the instruction must prefix the applicable code for identification purposes. Example: If instructions require the activity to "Enter Supply Condition (COND) J," when applicable, the proper entry is "COND J".

6. Transaction Sequence Numbers (TSNs) will be entered by DFSPs in the upper right hand margin of all DD Form 250 series documents IAW appendix C57. When multiple GBLs apply to a DD Form 250, enter "see block 23" in place of the TSN. (TSN not assigned to P20.)

B. APPLICABILITY. The provisions of this appendix are applicable to supplies or services procured by the DoD and the receipt and shipment of DLA-owned Bulk Petroleum Products.



C. USE

1. The DD Form 250 is a multipurpose report used for movements other than tanker or barge for the following functions:

- a. PQA - to provide evidence of PQA at origin or destination.
- b. Acceptance - to provide evidence of acceptance at origin or destination.

2. The DD Form 250-1 is used when bulk movements of petroleum products are made by tanker or barge to cover:

- a. Origin acceptance of cargo.
- b. Shipment of Government-owned product.
- c. Transmission of quality data to the point of acceptance in the case of origin inspection on FOB destination deliveries or preinspection at product source. When so used, it shall be annotated "INSPECTED FOR QUALITY ONLY."
- d. Destination acceptance of cargo.
- e. Receipt of Government-owned product.

D. APPLICATION

1. DD Form 250:

a. The DD Form 250 shall be used for delivery of contract line or subline items.

b. Consolidation of Petroleum Shipments on a single MIRR:

(1) Continental United States: Multiple car or truck load shipments of petroleum made on the same day, to the same destination against the same contract line item, may be consolidated on one MIRR. To permit verification of motor deliveries, each load shall be assigned a load number which can be identified to the shipment number in block 2 of the DD Form 250. The load number will be shown in block 16 of the DD Form 250 that accompanies the individual load. Individual loads shall be accompanied by a shipping document (commercial or Government) showing, as a minimum, the shipper, shipping point, consignee, contract and line item number, product identification, gross gallons (bulk only), loading temperature (bulk only), API gravity (bulk only), identification of carrier's equipment, serial number of all seals applied, and signature of supplier's representative. When acceptance is at destination, the receiving activity

shall retain the shipping document(s) to verify the entries on the consignee copy of the DD Form 250 forwarded by the contractor (reference: I-401, table I) prior to signing block 21B. Should there be insufficient space on the DD Form 250, the continuation sheet, DD Form 250c, shall be used. Advanced copies of DD Form 250, which accompany individual loads, may be destroyed upon verification of entries on the consignee copy of DD Form 250.

(2) Overseas: The same criteria as for continental United States applies except the consolidation period may be extended to a timeframe acceptable to the receiving activity, shipping activity, Government finance office, and/or the authorized Government representative having cognizance at the contractor's facility. In addition, more than one contract line item may be included provided the "Shipped To," "Shipped From," "Mode of Shipment," "PQA," and "Acceptance" data are the same for all.

2. DD Form 250-1:

a. A separate form shall be used for each tanker or barge cargo loaded. More than one barge in the same tow may be reported on a single form if on the same contract and consigned to the same destination. When liftings involve more than one contract, separate forms shall be prepared to cover the portion of cargo loaded on each contract. A separate form shall be prepared for each product or grade of product loaded.

b. A separate document shall be used for each tanker or barge cargo and each grade of product discharged. More than one barge in the same tow may be reported on a single form if they are from the same loading source.

E. FORMS

1. Contractors may obtain from the CAO, upon request and at no cost, MIRR forms required for use in connection with Government contracts.

2. Forms may be reproduced locally, provided that the format and dimensions (DD Forms 250 and 250c - 8 1/2" x 11", DD Form 250-1 - 8 1/2" x 14") are identical to the MIRR forms printed by the Government and that the forms are cast to provide for 78 characters per printed image horizontally and 62 lines vertically border to border for the DD Form 250, and 61 lines vertically border to border for the DD Form 250c.

F. PREPARATIONS INSTRUCTIONS

1. DD Form 250 and DD Form 250c shall be prepared as follows:

a. General

(1) The date, where required, shall utilize seven spaces consisting of the last two digits of the year, three alphabetic month abbreviation, and two digits for the day. For example, Aug 7, 1981 will be printed 81 Aug 07.

(2) The address, where required, shall consist of the name, street address/P.O. Box, City, State, and ZIP Code.

(3) DoDAAD Code shall be entered to the right of and on the same line as the word "CODE" in blocks 9 through 14.

(4) When the DD Form 250c is used, the data entered in the blocks at the top of the form shall be identical to the comparable entries as shown in blocks 1, 2, 3, and 6 of the DD Form 250.

(5) Overflow data of the DD Form 250 shall be entered in block 16 or in the body of the DD Form 250c with the appropriate cross-reference. Additional DD Form 250c sheets, solely for continuation of block 23 data, shall not be numbered or distributed as part of the MIRR.

b. Classified Information. Classified information shall not be included in or appear on the MIRR.

2. BLOCK 1 - PROC INSTRUMENT IDENT (CONTRACT)

a. Enter the 13-position DFSC Contract Number (Example: DLA60083-D-1234). When applicable, enter the four alpha/numeric call/order serial number and two additional positions for amended orders which is supplementary to the 13-position basic PII number; i.e., delivery orders under indefinite delivery-type contracts. Do not enter supplementary numbers used in conjunction with basic PII numbers to identify modifications of contracts. If the DD Form 250 is used to document the shipment of DLA-owned product, enter the notation "DLA-owned Product" in block 1.

3. BLOCK 2 - SHIPMENT NO.

a. The shipment number is composed of a three alpha character prefix and a four numeric serial number.

(1) The shipment number prefix shall be controlled and assigned by the prime contractor and shall consist of three alphabetic characters for each "Shipped From" address (block 11). The shipment number prefix shall be different for each "Shipped From" address and shall remain constant throughout the life of the contract.

(2) The first shipment made under the contract against each order number shown in block 1 from each "Shipped From" address, or shipping location within the "Shipped From" address, shall be numbered 0001. All subsequent shipments against the same order with the identical shipment number prefix shall be consecutively numbered. The final shipment against an order shall suffix the shipment number with a Z. A shipment number for an order requiring only a single shipment will contain the suffix Z.

b. The final shipment of the contract shall suffix the shipment number with a Z.

c. Terminals storing DLA-owned product will use the shipment numbering system prescribed above except as follows:

(1) Shipment numbers will be assigned to partial deliveries made against a single requisition from a consignee. The first shipment against a requisition will be 0001 with subsequent partial shipments being numbered consecutively. When multiple tank car or tank truck loads are consolidated on a single DD Form 250, as authorized by paragraph I-104, all loads covered by the single DD Form 250 will be considered as comprising a single shipment. Only a single shipment number may be shown on such DD Form 250.

(2) The final shipment against a requisition shall suffix the shipment number with a Z. A shipment number for a requisition requiring only a single shipment will contain the suffix Z.

4. BLOCK 3 - DATE SHIPPED. Enter the date the shipment is released to the carrier. If the shipment will be FOB destination, enter the estimated date of release and enter an E after the date.

5. BLOCK 4 - B/L TCN

a. When applicable, enter the CBL or GBL number.

b. Enter the initial mode of shipment code in the lower right corner of the block (I-302). (The SIOATH will provide the code for mode of shipment.)

c. When multiple GBLs apply, enter "See Block 23." The following will be entered in block 23:

(1) Each GBL number.

(2) The quantity applicable to each GBL.

6. BLOCK 5 - DISCOUNT TERMS. The discount, in terms of percentages and corresponding days allowed, may be entered by the contractor, at his option.

7. BLOCK 6 - INVOICE NO./DATE. Leave blank.
8. BLOCK 7 - PAGE/OF. Consecutively number the pages comprising the MIRR. On each page enter the total number of pages of the MIRR.
9. BLOCK 8 - ACCEPTANCE POINT. An S For Origin or D for Destination. Use S for shipments of DLA-owned product.
10. BLOCK 9 - PRIME CONTRACTOR/CODE. Enter the name, code, and address. GOGO terminals will leave block 9 blank. Overseas activities are exempted from entering the contractor code.
11. BLOCK 10 - ADMINISTERED BY/CODE. Enter the code and address of the CAO cited in the contract. GOGO terminals will leave block 10 blank.
12. BLOCK 11 - SHIPPED FROM/CODE/FOB. Enter FOB code, name, code, and address of the "Shipped From" location. If identical to block 9, enter "See block 9." When the shipper is a DFSP, enter the DFSP Name/Address/DoDAAC/RI. Refer to appendix A57 for listing of DoDAACs/RIs.
13. BLOCK 12 - PAYMENT WILL BE MADE BY/CODE. Enter the name, code, and address of the payment office cited in the contract. For shipments of DLA-owned product, leave block 12 blank.
14. BLOCK 13 - SHIPPED TO/CODE. Enter the name, code, and address as contained in the shipping instructions. If the mode of shipment is pipeline, the phrase "via (name of pipeline), (DoDAAC of pipeline company)" will be entered in the block immediately below the SHIPPED TO/CODE information. Consignee, when receiving product, will enter his RI in this block. Refer to appendix A57 for listing of RIs.
15. BLOCK 14 - MARKED FOR/CODE. Enter the "Mark For" name, code, and address contained in the shipping instructions. Leave block 14 blank if "Ship To" and "Mark For" are the same activity.
16. BLOCK 15 - ITEM NO. Enter the contract line item or subline item as set forth in the contract. If four or less digits are used, they will be positioned immediately to the left of the vertical dashed line and prefixed with zeros, if applicable, to achieve four digits. DD Form 250 covering shipment/receipt of fuel that will be imported in bond will have the words "BONDED FUEL" entered in block 15.
17. BLOCK 16 - STOCK/PART NO./DESCRIPTION
  - a. Enter, as applicable, for each line item, using single spacing between each line item:

- (1) The NSN; descriptive noun item nomenclature.
- (2) Enter the following additional data, when applicable.

SHIPPING DOCUMENT

RECEIVING DOCUMENT

- |     |  |                                     |
|-----|--|-------------------------------------|
| (a) | <u>Document Number (Requisition or Terminal Release Order Number) when provided in the shipping instruction.</u> | <u>See Shipping Document entry.</u> |
|-----|--|-------------------------------------|

SHIPPING DOCUMENT

RECEIVING DOCUMENT

- |     |   |                                     |
|-----|---|-------------------------------------|
| (b) | <u>Supplementary Activity Address Code, Signal and Fund Code when provided in the shipping instruction (always required for DFSP Shipments to a Service/ Agency activity-customer).</u> | <u>See Shipping Document entry.</u> |
|-----|---|-------------------------------------|

SHIPPING DOCUMENT

RECEIVING DOCUMENT

- |     |   |                                     |
|-----|---|-------------------------------------|
| (c) | <u>When shipper is a DFSP, sequentially assigned Suffix Code after the Document Number when multiple shipments are made against the same document number.</u> | <u>See Shipping Document entry.</u> |
|-----|---|-------------------------------------|

- |     |                         |                                     |
|-----|-------------------------|-------------------------------------|
| (d) | <u>Supply Condition</u> | <u>See Shipping Document entry.</u> |
|-----|-------------------------|-------------------------------------|

- |     |                             |                                     |
|-----|-----------------------------|-------------------------------------|
| (e) | <u>Management Indicator</u> | <u>See Shipping Document entry.</u> |
|-----|-----------------------------|-------------------------------------|

- |     |                            |                                     |
|-----|----------------------------|-------------------------------------|
| (f) | <u>Priority Designator</u> | <u>See Shipping Document entry.</u> |
|-----|----------------------------|-------------------------------------|

(g) When shipments involve drums designated as returnable under contract provisions, enter and complete the following.

"Return to \_\_\_\_\_, Quantity \_\_\_\_\_,  
Item \_\_\_\_\_, Ownership (Government/Contractor)."

h. On FMS on International Logistics Program (ILP) (formerly Military Assistance Program (MAP)) (Grant Aid) shipments, enter the special markings, the applicable FMS country, and case identifier.

i. For shipments involving discount terms, enter "DISCOUNT EXPEDITE" in at least 1-inch outline style letters.

j. The copy of the DD Form 250 required to support payment for destination acceptance; top copy of those with shipment shall be identified as follows: enter "PAYMENT COPY" in approximately 1/2-inch outline style letters with "FORWARD TO BLOCK 12 ADDRESS" in approximately 1/4-inch letters immediately below. Do not obliterate any other entries.

18. BLOCK 17 - QUANTITY SHIPPED/RECEIVED

a. Enter the quantity shipped, using the unit of measure indicated in the contract for payment. When a second unit of measure is used for purposes other than payment, enter the appropriate quantity directly below in parentheses.

b. On the final shipment of a line item of a contract containing a clause permitting a variation of quantity and when an underrun condition exists, the prime contractor shall enter a Z below the last digit of the quantity.

c. If the quantity received is the same quantity shipped, indicate by a check mark. If different, enter actual quantity received below quantity shipped and encircle. The receiving activity shall annotate the DD Form 250 stating the reason for the difference if the variance is greater than the allowable intransit loss provided in this manual.

19. BLOCK 18 - UNIT. Enter the abbreviation of the unit measure as indicated in the contract for payment. Where a second unit of measure is used for shipping purposes, enter the second unit of measure directly below in parentheses.

20. BLOCK 19 - UNIT PRICE. Leave blank.

21. BLOCK 20 - AMOUNT. Leave blank.

22. BLOCK 21 - PROCUREMENT QUALITY ASSURANCE

a. The words "conform to contract" contained in the printed statements in blocks A and B relate to contract obligations pertaining to quality and to the quantity of the items on the report. The statements shall not be modified. Notes taking exception shall be entered in block 16 or on attached supporting documents with appropriate block cross-reference.

b. When a shipment is authorized under Alternative Release Procedure (approved for release by the contractor with subsequent signature by the QAR), the appropriate contractor signed certificate shall be attached to or included on the top copy of the DD Form 250 copies distributed to the payment office.

c. "A. ORIGIN."

(1) The authorized Government representative shall:

(a) Place an X, when applicable, in the appropriate PQA and/or acceptance box(es) to evidence origin PQA and/or Acceptance. When the contract requires PQA at destination in addition to origin PQA, an asterisk shall be entered at the end of the statement and an explanatory note entered in block 16.

(b) Enter the date of signature.

(c) Sign.

(d) Enter the typed, stamped, or printed name and office DoDAAD Code.

(2) When alternative release procedures apply (approved for release by the contractor with subsequent signature by the QAR), the contractor or subcontractor shall complete the entries required under (1)(a) and (b) above and enter in capital letters "ALTERNATIVE RELEASE PROCEDURE" on the next line following the printed PQA/acceptance statement. When acceptance is at origin, the contractor shall furnish the two payment office copies of the MIRR to the authorized Government representative for dating and signing of one copy and forwarding of all copies to the payment office.

d. "B. DESTINATION."

(1) When acceptance at origin is indicated in block 21A, no entries shall be made in block 21B.

(2) When PQA and acceptance or acceptance is at destination, the authorized Government representative shall:

(a) Place an X in the appropriate box(es).

(b) Enter the date of signature.

(c) Sign.

(d) Enter typed, stamped, or printed name and title.



(3) When "ALTERNATIVE RELEASE PROCEDURE" is entered in block 21A and acceptance is at destination, the authorized Government representative shall complete the entries required by B.(2), above.

(4) The executed payment copy shall be forwarded to the payment office cited in block 12 within 4 workdays after delivery and acceptance of the shipment by the receiving activity.

23. BLOCK 22 - RECEIVER'S USE. This block shall be used by the receiving activity (Government or contractor) to denote receipt, quantity, and condition. The receiving activity shall enter in this block the date the supplies arrived.

24. BLOCK 23 - CONTRACTOR USE ONLY. This block is provided and reserved for contractor use.

G. MODE OF SHIPMENT CODES. Applicable mode of shipment code will be assigned to all shipping documents.

H. CORRECTION INSTRUCTIONS. When it is necessary, because of errors or omissions, to correct the MIRR after distribution has been made, a revised or new MIRR shall be effected by correcting the original master or preparing a new MIRR containing the identical data of the original MIRR and distributing the corrected form. MIRRs shall not be corrected for block 19 and 20 entries. The corrections shall be made as follows:

1. Circle the error and place the corrected information in the same block; if space is limited, enter the corrected information in block 16 referencing the error page and block. Enter omissions in block 16 referencing omission page and block.

2. SHIPMENT NO.
AAA0001
See block 16

17. QUANTITY SHIP/REC'D
19
17

16. STOCK/PART NO. DESCRIPTION
<u>CORRECTIONS:</u>
Refer block 2: Change shipment No. AAA0001 to AAA0010 on all pages of the MIRR. (Portion of example omitted.)

2. The words "CORRECTIONS HAVE BEEN VERIFIED" shall be entered on page 1. The authorized Government representative shall date and sign immediately below the statement.

3. Pages of the MIRR requiring correction shall be clearly marked "CORRECTED COPY" avoiding obliteration of any other entries. Where corrections are made only on continuation sheets, page number 1 shall also be marked "CORRECTED COPY."

4. Page 1 and only those continuation pages marked "CORRECTED COPY" shall be distributed to the initial distribution. A complete MIRR with corrections shall be distributed to new addressee(s) created by error corrections.

I. RECEIVING INSTRUCTIONS. When the MIRR is used for receiving purposes, procedures shall be as prescribed by local directives. If PQA and acceptance or acceptance of supplies is required upon arrival at destination, see block 21B for instructions.

J. DISTRIBUTION

1. The consignor is responsible for distribution of DD Form 250 IAW tables 1 and 2.<sup>1&2</sup>

2. Distribution shall be made promptly, but no later than the COB of the workday following:

a. Signing of the DD Form 250 (block 21A) by the authorized Government representative.

b. Shipment when authorized under terms of alternative release or shipment when PQA and acceptance are to be performed at destination.

3. Copies of the MIRR forwarded to a location for more than one recipient shall clearly identify each recipient.

---

<sup>1</sup>See table 1 on following page.

<sup>2</sup>See table 2 on page A28-13.

TABLE 1 STANDARD DISTRIBUTION

	Number of Copies
With Shipment <sup>1</sup> -----	4
Consignee (Via Mail -----	2
Ordering Office -----	1
Payment Office -----	2

(Forward to address in block 12, except under following conditions.)

1. When payment office is DASC-F, send copies to Defense Fuel Supply Center, ATTN: DFSC-CDX, Cameron Station, Bldg. 5, Alexandria, VA 22304-6160. DFSC-CDX will provide required copies to DASC-F.

2. When the alternate release procedures are involved and acceptance is at origin, forward the payment office copies through the authorized Government representative, as described on page D-10 and 11 concerning block 21, to Defense Fuel Supply Center, ATTN: DFSC-CDX, Cameron Station, Bldg. 5, Alexandria, VA 22304-6160. If payment office is DASC-F, DFSC-CDX will provide required copies to DASC-F. (Portion of explanation omitted.)

Accounting Office ----- 1

(For Defense Stock Fund Financed Items for which DASC-F is not the payment office, forward one copy to Defense Fuel Supply Center, ATTN: DFSC-CDX, Cameron Station, Bldg. 5, Alexandria, VA 22304-6160. For other than Defense Stock Fund Financed items, the accounting office will be designated by the ordering office.)

---

<sup>1</sup>Copies shall be attached to the shipment as indicated below. On pipeline and tank car movement, the four shipment copies should be forwarded with the consignee copies. On transport truck shipments, the shipment copies shall be delivered by the driver.

TABLE 2  
SPECIAL DISTRIBUTION

As Required	Address	Number of Copies
Quality Assurance Representative	Address specified by the assigned Quality Assurance Representative.	1
Transportation Office issuing GBL (attach to GBL memorandum copy)	As designated in the route order unless otherwise specified.	1
Foreign Military Sales Representative	Address specified in the contract.	8
Military Assistance Advisory Group (Grant Aid Shipments)	U.S. Military Advisory Group, Military Attache, Mission, or other designated agency address as specified.	1
Pipeline Company (when shipment is via pipeline)	Address of Pipeline Company which shipment being made; in all cases where shipment is via pipeline.	3
Foreign Military Sales/ Military Assistance Program (Grant Aid)		
Army	CO, USA International Logistics Center New Cumberland Army Depot PA 17070-5008	1
Air Force	Air Force Logistics Cmd. MEL DDP Wright-Patterson AFB OH 45433-5001	3
Navy	Navy International Logistics Control Office (NAVILCO) Philadelphia, PA 19111-5095	2
Air National Guard When consignee is an Air National Guard Activity	Consignee address (block 13), ATTN: Property Officer	2

As Required	Address	Number of Copies
Navy When shipment is con- signed to another contractor's plant for a Government represent- ative	Navy Accounting and Finance Center PAD (FPA) Washington, DC 20376-5001	2
Marine Corps All shipments con- signed to a Marine Corps Activity (excluding aeronautical spares)	Commandant of the Marine Corps Headquarters, USMC Washington, DC 20380-0001	1

K. INSTRUCTIONS ON PREPARATION OF THE DD FORM 250-1. The DD Form 250-1 shall be prepared IAW the following instructions when applied to a tanker or barge cargo lifting. Abbreviations may be used where space is limited. The block numbers correspond to those on the form.

1. BLOCK 1 - TANKER/BARGE. Line out "TANKER" or "BARGE" as appropriate and place "X" to indicate loading report. If the loading is made to a U.S. Navy owned and operated vessel, enter in the lower portion of the block Management Indicator "P" MODE 9. This code will indicate the transaction to be a sale from the DSF at the time of loading. Enter the initial mode of shipment code in lower right corner of the block. Enter Mode of Shipment Code "Z" (Tanker) or W, 2 (Barge), as applicable, in the lower right hand corner of the block.

2. BLOCK 2 - INSPECTION OFFICE. Enter the name and location of the Government office conducting inspection.

3. BLOCK 3 - REPORT NO. Number each form consecutively, starting with number 1, to correspond to the number of shipments made against the contract. In case shipment is made from more than one location against the same contract, follow this numbering system at each location. GOCO terminals will number shipments consecutively during the term of their contract. GOGO terminals will number shipments consecutively within each fiscal year.

4. BLOCK 4 - AGENCY PLACING ORDER ON SHIPPER, CITY, STATE, AND/OR ADDRESS (LOADING). Indicate the activity listed in block 6 of the DD Form 1155 or activity directing shipment.

5. BLOCK 5 - DEPARTMENT. Indicate DLA.

6. BLOCK 6 - PRIME CONTRACT OR P.O. NO. Enter the contract number. Leave blank if shipment is to be made from a terminal storing DLA-owned product.
7. BLOCK 7 - NAME OF PRIME CONTRACTOR, CITY, STATE, AND/OR LOCAL ADDRESS (LOADING). Enter the name, address, and code (DLA Handbook H8-1/H8-2) of the supply contractor as shown in the contract except where shipment is made under a replacement-in-kind agreement. In such cases, enter the name, address, and DoDAAC of the U.S. Military Service to be billed for the shipment. GOGO terminals will leave block 7 blank. Overseas activities are exempted from entering the MILSCAP contractor code.
8. BLOCK 8 - STORAGE CONTRACT. Enter storage contract number, if applicable.
9. BLOCK 9 - TERMINAL OR REFINERY SHIPPED FROM CITY, STATE, AND/OR LOCAL ADDRESS. Enter the name and location of the contractor or storage facility from which shipment is made. Also indicate delivery point in this space as either "FOB Origin" or "FOB Destination." When the shipper is a DFSP, enter the DFSP RI.
10. BLOCK 10 - ORDER NO. OR TERMINAL. Enter number of the delivery order, purchase order, or terminal release order placed on the supplier or terminal and the date of the order.
11. BLOCK 11 - SHIPPED TO: (receiving activity, city, state, and/or local address). Enter the name and geographical address of the consignee, as shown on the shipping order. For multiple consignees, use block 28 if there is insufficient space. For shipments from a DFSP to a DFSC customer, enter in the lower extreme right portion of the block the applicable billing data; i.e., supplementary address, signal, and fund code. When the shipment will move through an intermediate DFSP, add the phrase "via (name of pipeline) (DoDAAC of pipeline company)." Consignee, when receiving product, will enter his RI in this block.
12. BLOCK 12 - B/L NUMBER. Where applicable, enter the initials and number of the bill of lading. If CBL later to be converted to a GBL is authorized, show "Com. B/L to GB/L." For shipments by MSC tanker block 12 will be blank.
13. BLOCK 13 - REQN. OR REQUEST NO. Enter the number and date if cited in the shipping instructions. Enter Document Number.
14. BLOCK 14 - CARGO NO. Enter the cargo number furnished by the ordering office.
15. BLOCK 15 - VESSEL. Enter the name of tanker or barge.

16. BLOCK 16 - DRAFT ARRIVAL. Enter the vessel's draft on arrival.
17. BLOCK 17 - DRAFT SAILING. Enter the vessel's draft on completion of loading.
18. BLOCK 18 - PREVIOUS TWO CARGOES. Enter the type of product constituting previous two cargoes.
19. BLOCK 19 - PRIOR INSPECTION. Leave blank.
20. BLOCK 20 - CONDITION OF SHORE PIPELINE. Indicate condition of line (full or empty) before and after loading.
21. BLOCK 21 - APPROPRIATION (Loading). Indicate the appropriation number shown on the contract, purchase order, or SIOATH. If the shipment is made from Department-owned stock, show "Army, Navy, Air Force, or DLA-owned Stock."
22. BLOCK 22 - CONTRACT ITEM NO. Enter the contract item number applicable to the shipment.
23. BLOCK 23 - PRODUCT. Enter the product nomenclature and grade as shown in the contract or specification, the stock or class number and the NATO symbol.
24. BLOCK 24 - SPECIFICATIONS. Enter the specification and amendment number for the grade of product being shipped.
25. BLOCK 25 - STATEMENT OF QUANTITY. Enter the "LOADED" column, the net barrels, net gallons, and long tons for the cargo loaded. If more than one half of the 1 percent difference exists between the ship and shore quantity figures, an investigation shall be made immediately to determine the cause of such difference. If necessary, corrected documents shall be prepared; otherwise, a statement shall be placed in block 28 as to the probable or actual cause of the difference.
26. BLOCK 26 - STATEMENT OF QUALITY
  - a. Under the heading "TEST," list all inspection acceptance tests of the specification and any other quality requirements of the contract.
  - b. Under the heading "SPECIFICATION LIMITS," list the limits or requirements as stated in the specification or contract directly opposite each entry in the "TESTS" column. Applicable waivers to technical requirements shall be listed.
  - c. Under the heading "TEST RESULTS," list the test results applicable to the storage tank or tanks from which the cargo was lifted. If more than one storage tank is involved, list the tests

applicable to each tank in separate columns headed by the tank number, the date the product in the tank was approved, and the quantity loaded from the tank. Each column shall also list such product characteristics as amount and type of corrosion inhibitor, etc.

d. Enter Supply Condition (COND) in the lower right hand corner of the block.

27. BLOCK 27 - TIME STATEMENT. Line out "DISCHARGE" and "DISCHARGING". Complete all applicable entries of the time statement using local time. These dates and times shall be taken from either the vessel or shore facility log. The Government representative shall assure that the logs are in agreement on those entries used. Notice of Readiness for MSC vessels is issued based on COMSCINST 3121.3D, "Tanker Operating Instructions." An excerpt of COMSCINST 3121.3D is in appendix A28a. If the vessel and shore facility logs are not in agreement, the Government representative will explain the reasons in block 28 REMARKS. Date and time vessel left berth shall not be entered on documents placed aboard the vessel but shall appear on all other copies. All dates shall be expressed in sequence of day, month, and year with the month spelled out or abbreviated (e.g., 10 Sept 83). The term FINISHED BALLAST DISCHARGE is meant to include all times needed to complete deballasting and mopping/drying of ship's tanks. The inspection of ship's tanks for loading by the QAR is normally performed immediately upon completion of drying tanks.

28. BLOCK 28 - REMARKS. Use this space for reporting:

a. All delays, their cause and responsible party (vessel, shore facility, Government representative, or other).

b. Details of loading abnormalities such as product losses due to overflow, leaks, delivery of product from low level in shore tanks, etc.

c. In the case of multiple consignees, enter each consignee, the amount consigned to each, and if applicable, the storage contract numbers appearing on the delivery order.

d. When product title is vested in the U.S. Government, insert in capital letters "U.S. GOVERNMENT-OWNED CARGO". If title to the product remains with the contractor and inspection is performed at source with acceptance at destination, insert in capital letters "CONTRACTOR-OWNED CARGO".

e. If the form covers shipments for International Logistics Program (ILP) support, enter in this space "FY-(the year)-ILP" in half-inch letters. Also indicate the ILP reference number--i.e., program directive number or ILP case number, if known.



f. Seal numbers and location of seals. If space is not adequate, place this information on the ullage report or an attached supplemental sheet.

g. DD Form 250-1, covering shipment of fuel that will be imported in bond, will have the words "BONDED FUEL" entered boldly in block 28.

h. Enter the following additional data in the lower part of the block, when applicable:

(1) Final Shipment Indicator (FSI).

(2) Priority Designator (PRI), when provided in the shipping instruction.

(3) Management Indicator (MGT).

29. BLOCK 29 - COMPANY OR RECEIVING TERMINAL. Line out "OR RECEIVING TERMINAL" and secure the signature of the supplier's representative. The signature shall be applied to the master ditto or all copies of the form.

30. BLOCK 30 - CERTIFICATION BY GOVERNMENT REPRESENTATIVE. Line out "DISCHARGED". The Government representative shall date and sign the completed master ditto or all copies of the form to certify inspection and acceptance, as applicable, by the Government. The name of the individual signing this certification, as well as the names applied in blocks 29 and 31, shall be typed or hand lettered on the master or all copies of the document. The signature in block 30 must agree with the typed or lettered name to be acceptable to the paying office.

31. BLOCK 31 - CERTIFICATION BY MASTER OR AGENT. Obtain the signature of the master of the vessel or its agent. The signature shall be applied to the master ditto or all copies of the form.

L. INSTRUCTIONS ON PREPARATION OF DD FORM 250-1. The DD Form 250-1 shall be prepared IAW the following instructions when applied to a tanker or barge discharge. Abbreviations may be used where space is limited. The block numbers correspond to those on the form.

1. BLOCK 1 - TANKER/BARGE. Line out "TANKER" or "BARGE" as applicable and place X to indicate discharge report. See Loading Report, Block 1 for Mode of Shipment Code entry.

2. BLOCK 2 - INSPECTION OFFICE. Indicate Government activity performing inspection on the cargo received.

3. BLOCK 3 - REPORT NO. Leave blank.
4. BLOCK 4 - AGENCY PLACING ORDER ON SHIPPER, CITY, STATE, AND/OR LOCAL ADDRESS (Loading). Indicate Government agency shown on loading report.
5. BLOCK 5 - DEPARTMENT. Indicate U.S. Government Department-owning product being received.
6. BLOCK 6 - PRIME CONTRACT OR P.O. NO. Indicate the contract number shown on the loading report.
7. BLOCK 7 - NAME OF PRIME CONTRACTOR, CITY, STATE, AND/OR LOCAL ADDRESS (Loading). Indicate name, address, and code (DLA Handbook H8-1/H8-2), of contractor who loaded the cargo. If the document covers the return of product under a replacement-in-kind agreement, enter the name, address, and DoDAAC of the U.S. Military Service to receive credit for the receipt of product.
8. BLOCK 8 - STORAGE CONTRACT. Enter the number of the contract under which material is placed in commercial storage where applicable.
9. BLOCK 9 - TERMINAL OR REFINERY SHIPPED FROM, CITY, STATE, AND/OR LOCAL ADDRESS. Indicate source of cargo. If the activity is a terminal storing DLA-owned product, enter the DoDAAD code to the right of the name.
10. BLOCK 10 - ORDER NO. ON SUPPLIER. Make same entry appearing on loading report.
11. BLOCK 11 - SHIPPED TO: (receiving activity, city, state, and/or local address). Enter receiving activity's name and location. For discharge which represents a DLA Stock Fund sale to a customer, enter in the lower extreme right portion of the block the applicable billing data; i.e., supplementary address, signal, and fund code. For shipments to a DFSC customer (a DLA Stock Fund sale) and when the data are provided in the order of terminal release, enter the DoDAAD to the right of the name. Consignee, when receiving product, will enter this RI in this block.
12. BLOCK 12 - B/L NUMBER. Enter as appears on loading report.
13. BLOCK 13 - REQ. OR REQUEST NO. For receipts at DFSPs, this block will be left blank except where the supply source is another terminal, in which case, enter the terminal release order number. For tanker/barge discharges which represent a DLA Stock Fund sale to a customer, the consignee will enter their requisition number which will be the basis for the stock fund billing. The balance of billing data will be placed in lower right corner of block 11. Enter document number.

14. BLOCK 14 - CARGO NO. Enter cargo number shown on loading report.

15. BLOCK 15 - VESSEL. Enter name of tanker or barge discharging cargo.

16. BLOCK 16 - DRAFT ARRIVAL. Enter draft of vessel upon arrival at dock.

17. BLOCK 17 - DRAFT SAILING. Enter draft of vessel after discharging.

18. BLOCK 18 - PREVIOUS TWO CARGOES. Leave blank.

19. BLOCK 19 - PRIOR INSPECTION. Enter the name and location of the Government office which inspected the cargo loading.

20. BLOCK 20 - CONDITION OF SHORE PIPELINE. Indicate condition of line (full or empty) before and after discharging.

21. BLOCK 21 - APPROPRIATION. (Loading). Leave blank.

22. BLOCK 22 - CONTRACT ITEM NO. Enter the item number shown on the loading report.

23. BLOCK 23 - PRODUCT. Enter information appearing in block 23 of the loading report.

24. BLOCK 24 - SPECIFICATIONS. Enter information appearing in block 24 of the loading report.

25. BLOCK 25 - STATEMENT OF QUANTITY. Enter applicable data in proper columns.

a. "LOADED" figures shall be taken from the loading report.

b. Quantities discharged shall be determined from shore tank gages at destination.

c. If a grade of product is discharged at more than one point, the loss or gain for that product shall be calculated by the final discharge point. Amounts previously discharged shall be as reported on discharge reports prepared by the previous discharge points. Volume figures shall be transmitted by routine message to the final discharge point in advance of mailed documents to expedite the loss or gain calculation and provide proration data when more than one U.S. Government department is involved.

d. The loss or gain percentage shall be entered in the "PERCENT" column followed by "LOSS" or "GAIN" as applicable.

e. On destination acceptance shipments, accomplish the "DISCHARGED" column only, unless instruction to the contrary.

26. BLOCK 26 - STATEMENT OF QUALITY

a. Under the heading "TEST," enter the verification tests performed on the cargo preparatory to the discharge.

b. Under "SPECIFICATION LIMITS," enter the limits, including authorized departures (if any) appearing on the loading report, for the test performed.

c. Enter the results of tests performed under the heading "TEST RESULTS".

d. Enter the following additional data in the lower right hand corner of this block, when applicable:

(1) Supply Condition (COND): "A" - Serviceable on-specification; "B" - Serviceable off-specification; "J" - Contaminated.

(2) For Service/Agency receipt of diverted product the receiving activity will enter the following:

(a) Words "RECEIPT OF DIVERTED PRODUCT."

(b) New Document Number (Copy from Diversion Order).

(c) Applicable supplementary activity address code, signal, and fund code (assigned by the receiving activity at the time of receipt).

27. BLOCK 27 - TIME STATEMENT. Line out "LOAD" and "LOADING". Complete all applicable entries of the time statement using local time. The dates and times shall be taken from either the vessel or shore facility log. The Government representative shall assure that these logs are in agreement on entries used. Notice of Readiness for MSC vessels is issued based on COMSCINST 3121.3D. An extract of COMSCINST 3121.3D is in appendix A28a for information. If the vessel and shore facility logs are not in agreement, the Government representative will explain the reason(s) in block 28, REMARKS. Date and time vessel left berth shall not be entered on documents placed aboard the vessel but shall appear on all other copies. All dates shall be expressed in the sequence of day, month, and year with the month spelled out or abbreviated (e.g., 10 Sept 82).

28. BLOCK 28 - REMARKS. Use this space for reporting important facts such as:

a. Delays, their cause and responsible party (vessel, shore facility, Government representative, or other).

b. Abnormal individual losses contributing to the total loss. The cause of such losses shall be indicated as well as actual or estimated volume involved. Such losses shall include, but not be restricted to, product remaining aboard (indicate tanks in which contained), spillages, line breaks, and so on. Where gravity group change of receiving tank contents results in a fictitious loss or gain, such fact shall be noted. Irregularities observed on comparing vessel ullages obtained at loading point with those at the discharge point shall be noted if indicative of an abnormal transportation loss or contamination.

c. DD Form 250-1 covering the receipt of fuel that will be imported in bond and will have the words "BONDED FUEL" entered boldly in block 28.

d. Enter the following additional data in the lower part of this block, when applicable:

(1) Final Consignee Indicator (FCI).

(2) Final Shipment Indicator (FSI); when entered for Shipment.

(3) Priority Designator (PRI); when entered for Shipment.

(4) Management Indicator (MGT).

29. BLOCK 29 - COMPANY OR RECEIVING TERMINAL. Line out "COMPANY OR". Secure the signature of a representative of the receiving terminal. The signature shall be applied to the master or all copies of the form.

30. BLOCK 30 - CERTIFICATION BY GOVERNMENT REPRESENTATIVE. Line out "LOADED". The Government representative shall date and sign the completed master or all copies of the form to certify inspection and acceptance, as applicable, by the Government. The name of the individual signing the certification as well as the names applied in blocks 29 and 31 shall be typed or hand lettered on the master or all copies of the form. The signature in block 30 must agree with the typed or lettered name to be acceptable to the paying office.

31. BLOCK 31 - CERTIFICATION BY MASTER OR AGENT. Obtain the signature of the master or the vessel's agent. The signature shall be applied to the master or all copies of the form.

M. DISTRIBUTION OF THE DD FORM 250-1

1. The completed DD Form 250-1 shall be distributed by the Government representative IAW table 3<sup>1</sup> as may be amended by the provisions of the contract or shipping order.

2. The contractor shall furnish the Government representative sufficient copies of the completed form to permit the required distribution.

3. Distribution of the form shall be made as soon as possible but no later than 24 hours following completion of the form.

N. CORRECTED DD FORM 250-1. When errors are made in entries on the form which would affect payment or accountability, corrected copies shall be made. The entry in error shall be replaced with the encircled correct entry and the form identified as a "corrected copy". The statement "Corrections Have Been Verified" shall be entered in block 26 with the authorized Government representative's dated signature directly below. Distribution of the certified corrected copy shall be made to all recipients of the original distribution.

---

<sup>1</sup>See table 3 on page A28-24.

TABLE 3  
DD FORM 250-1 DISTRIBUTION

Type of Shipment	Recipient of DD Form 250-1	Number of Copies			
		Loading Tanker Barge Prepared by Shipper/QAR1	Discharge Tanker Barge Prepared by Receiving Activity	(as re- quired)	(as re- quired)
On all overseas shipments, provide for a minimum of 4 consignees. Place 1 copy (attached to ullage report) in each of 4 envelopes & mark envelopes (Consignee-First Destination). "Consignee-Second Destination" etc. for delivery via the tanker.	Each Consignee By mail (CONUS shipments only) With Shipment	2	1	(as re- quired)	(as re- quired)
Master of Vessel		1	1	1	1
Tanker or Barge Agent		2	2	2	2
Contractor		Re- quired	Re- quired	Re- quired	Re- quired
Cognizant Inspection Office		1	1	1	1
Government Representative or QAR at each Destination Responsible for Quality		1	1	1	1
Government Representative or QAR at Cargo Loading Point		1	1	1	1
On all USNS tankers and all MSC chartered tankers and MSC chartered barges.	Military Sealift Command Code 331 Washington, DC 20390	2	2	2	2

1 All copies of the DD Form 250-1 will include copies of the ullage report.

Number of Copies

	Loading		Discharge	
	Tanker Barge	Prepared by Shipper/QAR	Tanker Barge	Prepared by Receiving Activity

Type of Shipment	Recipient of DD Form 250-1	Payment office: If this is DASC-F, send copies to	2	2	2	2
See contract or shipping order for finance documentation and any supplemental requirements for Government-owned product shipments and receipts.	DFSC-ODD Cameron Station Alexandria, VA 22304-6160	Defense Fuel Supply Center ATTN: DFSC-CDX, Cameron Station Bldg 5, Alexandria, VA 22304-6160 (Do not send copies to DASC-F)	1	1	1*	1
For shipments on all USNS tankers MSC chartered tankers & barges, & FOB destination tankers with copy of ullage report.	U.S. Army International Logistics Center New Cumberland Army Depot New Cumberland, Pa. 17070		2	2	2	2
On Army ILC shipments.	Navy Petroleum Office Cameron Station Alexandria, Va. 22304-6180		2	1	2	1
On all shipments to Navy-operated terminals.	Directorate of Energy Mgmt SA ALC (SFQ) Kelly AFB, TX 78241		1	1	1	1
On all shipments to AF bases.	DFSC Fuel Region(s) cognizant of Shipping Point		1	1	0	0
On all CONUS loadings.	DFSC Fuel Regions(s) cognizant of Shipping and Receiving Point (See para I-2-B)		1	1	1	1

\*Dry tank certificates to accompany DD Form 250-1 and ullage report



APPENDIX A28a

EXCERPTS FROM COMSCINST 3121.3D

When an MSC tanker arrives at the port of loading or discharge and is ready to load or discharge, a Notice of Readiness shall be tendered to the Military petroleum inspector or the supplier or consignee by the master or agent or the local MSC representative by letter, telephone, wireless, or telegraph. For the purpose of this notice, the tanker shall be deemed ready whether it arrives during or outside the usual business hours, whether it is in or out of berth, or whether or not it has ballast water or slops in its tanks. Laytime commences either at the expiration of 6 running hours after tender of Notice of Readiness, tanker in or out of berth, except that any delay to the tanker in reaching its berth caused by the fault of the tanker shall not count as used laytime; or immediately upon the tanker's arrival in berth (i.e., finished mooring when at sea loading or discharging terminal and all fast when loading, or discharging alongside a wharf) with or without Notice of Readiness, whichever occurs first. Notice of Readiness normally is presented in writing by the master as follows:

a. Immediately after arrival and made fast in a berth when the tanker proceeds directly to the loading or discharge terminal.

b. Immediately after arrival at an anchorage from which the tanker is ready to proceed to the terminal or after pratique is granted when the tanker is prevented from proceeding directly to the loading or discharging terminal because a berth is not ready or other reasons of the cargo interest. In such cases, the notice may be tendered by the ship's agent or local MSC representative and confirmed by the master upon berthing.

c. When the tanker is not ready for cargo operations upon arrival because of required repairs or other reasons for account of the tanker, notice is tendered when ready for loading or discharging. When cargo berth is available when the ship is ready, tender notice immediately after being made fast to the berth. When cargo berth is not available, tender notice as soon as the tanker is ready.

d. The Notice of Readiness shall indicate the date and time the tanker is ready, and not the date and time when it is actually presented.

APPENDIX A29

SAMPLE OF DD FORM 250, USED AS A SHIPMENT REPORT

<b>MATERIAL INSPECTION AND RECEIVING REPORT</b>		1. PROC. INSTRUMENT (CONTRACT) DLA Owned Product		(ORDER) NO.	6. INVOICE	7. PAGE OF
2. SHIPMENT NO. NL01234 Z		3. DATE SHIPPED 80 JAN 16		4. BR. S-1234556 TCN		8. ACCEPTANCE POINT S
9. PRIME CONTRACTOR CODE		10. ADMINISTERED BY DCASR BOSTON 666 SUMMER STREET BOSTON, MASS.		5. DISCOUNT TERMS 2 S2202A		
11. SHIPPED FROM (if other than 9) DEFENSE FUEL SUPPORT POINT MELVILLE NEWPORT, RI		CODE UY7105 FOB: ORIGIN RI T13		12. PAYMENT WILL BE MADE BY CODE		
13. SHIPPED TO NAVY MATERIEL NAVAL SUBMARINE BASE NEW LONDON SUPPLY DEPARTMENT GROTON, CT		CODE N00129 RI NO0		14. MARKED FOR GENERAL DYNAMICS ELECTRIC BOAT DIV. TRIDENT PROGRAM BUILDING 36 EASTERN POINT ROAD GROTON, CT NXX CODE N69872		
15. ITEM NO. 01	16. STOCK/PART NO. 9140-00-286-5286	DESCRIPTION FUEL OIL DIESEL WINTER GRADE,DF1 FED VV F 800B N0012900120312B 00000/A/K9 PRI 08 A	17. QUANTITY SHIP/REC'D * 10,200	18. UNIT GL	19. UNIT PRICE	20. AMOUNT
21. PROCUREMENT QUALITY ASSURANCE				22. RECEIVER'S USE		
A. ORIGIN <input type="checkbox"/> PQA <input type="checkbox"/> ACCEPTANCE of listed items has been made by me or under my supervision and they conform to contract, except as noted herein or on supporting documents.		B. DESTINATION <input type="checkbox"/> PQA <input type="checkbox"/> ACCEPTANCE of listed items has been made by me or under my supervision and they conform to contract, except as noted herein or on supporting documents.		Quantities shown in column 17 were received in apparent good condition except as noted.		
DATE _____ SIGNATURE OF AUTH GOVT REP _____		DATE _____ SIGNATURE OF AUTH GOVT REP _____		DATE RECEIVED _____ SIGNATURE OF AUTH GOVT REP _____		
TYPED NAME AND OFFICE		TYPED NAME AND TITLE		TYPED NAME AND OFFICE		
* If quantity received by the Government is the same as quantity shipped, indicate by ( / ) mark; if different, enter actual quantity received below quantity shipped and encircle.						
23. CONTRACTOR USE ONLY						

DD Form 250, JUN 86

Previous editions are obsolete.

Form Approved / OMB No. 0704-0248 / Expires Apr 30, 1989  
220-057

DoD 4140.25-M  
Vol V

APPENDIX A30  
SAMPLE OF DD FORM 250, USED AS A RECEIPT REPORT

MATERIAL INSPECTION AND RECEIVING REPORT		1. PROC. INSTRUMENT I/JEN (CONTRACT)  DLA Owned Product		(ORDER) NO.	6. INVOICE		7. PAGE	OF
2. SHIPMENT NO. PAB4321 Z		3. DATE SHIPPED 80 FEB 12		4. B/L S-7654321 TCN		5. DISCOUNT TERMS 9		
9. PRIME CONTRACTOR CODE NEW ENGLAND TANK INDUSTRIES OF N.H. INC. PATTERSON LANE, R.D. PORTSMOUTH, NH				10. ADMINISTERED BY CODE S2202A DCASR BOSTON 666 SUMMER ST. BOSTON, MA				
11. SHIPPED FROM (if other than 9) CODE UY7004 FOB: 2 DEFENSE FUEL SUPPORT POINT NEWINGTON NEWINGTON, NH RI T17				12. PAYMENT WILL BE MADE BY CODE				
13. SHIPPED TO CODE FP6291 NEW HAMPSHIRE ANG RI DBH ASST USP & FO FOR PROP PEASE AFB GREENLAND, NH				14. MARKED FOR CODE				
15. ITEM NO.	16. STOCK/PART NO. <small>(Indicate number of shipping containers - type of container - container number.)</small>	DESCRIPTION		17. QUANTITY SHIP/REC'D *	18. UNIT	19. UNIT PRICE	20. AMOUNT	
01	9130-01-031-5816	TURBINE FUEL AVIATION KEROSENE TYPE, MIL-T-83133 JP8		5000	GL			
	FP629103167192 00000/A/61	A						
21. PROCUREMENT QUALITY ASSURANCE				22. RECEIVER'S USE				
<p>A. ORIGIN</p> <input checked="" type="checkbox"/> PQA <input type="checkbox"/> ACCEPTANCE of listed items has been made by me or under my supervision and they conform to contract, except as noted herein or on supporting documents. DATE: 80 Feb 12 SIGNATURE OF AUTH GOVT REP: <i>J. M. Albright</i>		<p>B. DESTINATION</p> <input type="checkbox"/> PQA <input type="checkbox"/> ACCEPTANCE of listed items has been made by me or under my supervision and they conform to contract, except as noted herein or on supporting documents. DATE: _____ SIGNATURE OF AUTH GOVT REP: _____		Quantities shown in column 17 were received in apparent good condition except as noted. DATE RECEIVED: 80 FEB 12 SIGNATURE OF AUTH GOVT REP: <i>Fred Engels</i> TYPED NAME AND OFFICE: F. ENGELS, TSgt				
TYPED NAME AND OFFICE		TYPED NAME AND TITLE		* If quantity received by the Government is the same as quantity shipped, indicate by ( / ) mark, if different, enter actual quantity received below quantity shipped and encircle.				
23. CONTRACTOR USE ONLY								

DD Form 250, JUN 86

Previous editions are obsolete.

Form Approved / OMB No. 0704-0248 / Expires Apr 30, 1989  
220-017

APPENDIX A31

SAMPLE OF DD FORM 250-1, USED AS A SHIPMENT REPORT

TANKER/BARGE MATERIAL INSPECTION AND RECEIVING REPORT		1. <input checked="" type="checkbox"/> LOADING REPORT <input type="checkbox"/> DISCHARGE REPORT		2. INSPECTION OFFICE S2205A		3. REPORT NUMBER OSB-40	
4. AGENCY PLACING ORDER ON SHIPPER, CITY, STATE AND/OR LOCAL ADDRESS (Loading) DFR Northeast, McGuire AFB, NJ				5. DEPARTMENT DLA		6. PRIME CONTRACT OR P.O. NUMBER	
7. NAME OF PRIME CONTRACTOR, CITY, STATE AND/OR LOCAL ADDRESS (Loading) CONTINENTAL SERVICE CO., Searsport, Maine						8. STORAGE CONTRACT DLA-600-80-C-0017	
9. TERMINAL OR REFINERY SHIPPED FROM, CITY, STATE AND/OR LOCAL ADDRESS (Loading) DEFENSE FUEL SUPPORT POINT SEARSPORT, ME				10. ORDER NUMBER ON SUPPLIER UY7008 RIC T3			
11. SHIPPED TO (Receiving Activity, City, State and/or Local Address) MAINE ANG ASST USP & FO For Property, Bangor International Airport Bangor, ME						12. RL NUMBER M-7654321	
						13. REQ. OR REQUEST NUMBER FP618103250660	14. CARGO NUMBER AG041
15. VESSEL Quoddy #32				16. DRAFT ARRIVAL FORE 9-00 AFT 9-05		17. DRAFT SAILING FORE 3-00 AFT 3-05	
18. PREVIOUS TWO CARGOES FIRST JAB LAST JAB				19. PRIOR INSPECTION			
20. CONDITION OF SHORE PIPELINE Empty Before and after				21. APPROPRIATION (Loading) DLA-owned Stock		22. CONTRACT ITEM NUMBER	
23. PRODUCT 9130-00-111-7350 (JET-B)				24. SPECIFICATIONS ASTM-D-1655			
25. STATEMENT OF QUANTITY		LOADED		DISCHARGED		LOSS/GAIN PER CENT	
BARRELS (42 Gal) (Net)		18800.00					
GALLONS (Net)							
TONS (Long)							
26. STATEMENT OF QUALITY							
TESTS		SPECIFICATION LIMITS		TEST RESULTS			
TANK				3			
GRAVITY		35-48		41.8			
DISTILLATION		REPORT		288			
10% REC		440°F MAX		358			
20% REC		REPORT		380			
50% REC		REPORT		423			
90% REC		REPORT		487			
END POINT		550°F MAX		545			
COLOR		REPORT		ST RAW			
APPEARANCE		REPORT		CLEAR			
FREEZING POINT		-51°F MAX		BELOW -51			
CORROSION		1		1b			
FSII % BY VOLUME		0.10-0.15		0.11			
TOTAL SOLIDS		4.0 MAX		1.2			
FLASH POINT		140 MIN		148			
27. TIME STATEMENT		DATE		TIME		28. REMARKS (Note in detail cause of delays such as repairs, breakdowns, slow operation, stoppages, etc.)	
NOTICE OF READINESS TO LOAD		80 FEB 06		0700			
VESSEL ARRIVED IN ROADS		" " "		0705		EASTERN STANDARD TIME	
MOORED ALONGSIDE		" " "		0710		SEE ATTACHED ULLAGE REPORT	
STARTED BALLAST DISCHARGE		" " "					
FINISHED BALLAST DISCHARGE		" " "					
INSPECTED AND READY TO LOAD		" " "		0725		FSI - Z	
CARGO HOSES CONNECTED		" " "		0730		PRI - 08	
COMMENCED LOADING		" " "		0730			
STOPPED LOADING DISCHARGING		" " "		1000			
RESUMED LOADING DISCHARGING		" " "				(FCI - )	
FINISHED LOADING		" " "		1000		(MGT - )	
CARGO HOSES REMOVED		" " "					
VESSEL RELEASED BY INSPECTOR		" " "		1010			
COMMENCED BUNKERING		" " "				29. COMPANY OR RECEIVING TERMINAL	
FINISHED BUNKERING		" " "				Clarence Bradley (Signature)	
VESSEL LEFT BERTH (Actual/Estimated)		" " "		1010			
30. I CERTIFY THAT THE CARGO WAS INSPECTED, ACCEPTED AND LOADED/DISCHARGED AS INDICATED HEREON.				31. I HEREBY CERTIFY THAT THIS STATEMENT IS CORRECT.			
80 FEB 06		Eugene Krivier (Signature of Authorized Government Representative)		Doug Brown (Master or Agent)			

DD Form 250-1, JUN 86

Previous editions are obsolete

Form Approved OMB No. 0704-0248 Expires Apr 30 1999 258-215

SAMPLE OF DD FORM 250-1, USED AS A RECEIPT REPORT

TANKER/BARGE MATERIAL INSPECTION AND RECEIVING REPORT		1. <input checked="" type="checkbox"/> <del>LOADING</del> BARGE LOADING REPORT	2. <input checked="" type="checkbox"/> DISCHARGE REPORT	3. INSPECTION OFFICE S2205A	4. RECEIPT NUMBER OSB #55
4. AGENCY PLACING ORDER ON SHIPPER, CITY, STATE AND/OR LOCAL ADDRESS (Loading) DFR NORTHEAST, McGuire AFB, New Jersey			5. DEPARTMENT DLA		6. PRIME CONTRACT OR P.O. NUMBER
7. NAME OF PRIME CONTRACTOR, CITY, STATE AND/OR LOCAL ADDRESS (Loading)					8. STORAGE CONTRACT
9. TERMINAL OR REFINERY SHIPPED FROM, CITY, STATE AND/OR LOCAL ADDRESS (Loading) General Dynamics Quincy Shipbuilding Div., Fore River, MA RIC XXX					10. ORDER NUMBER ON SUPPLIER NG2155
11. SHIPPED TO (Receiving Activity, City, State and/or Local Address) DEFENSE FUEL SUPPORT POINT Melville, Newport, RI					12. B/L NUMBER M-345678
					13. REQN. OR REQUEST NUMBER N0215503397542
					14. CARGO NUMBER RR033
15. VESSEL M332		16. DRAFT ARRIVAL FOE 8-00 AFT 8-00		17. DRAFT SAILING FOE 8-00 AFT 8-05	
18. PREVIOUS TWO CARGOES FIRST Same LAST Same		19. PRIOR INSPECTION			
20. CONDITION OF SHORE PIPELINE Empty before and after			21. APPROPRIATION (Loading) Navy Stock Return for Credit		22. CONTRACT ITEM NUMBER
23. PRODUCT 9140-00-255-7764 (F76)			24. SPECIFICATIONS MIL-F-16884G		
25. STATEMENT OF QUANTITY		LOADED	DISCHARGED	LOSS/GAIN	PER CENT
BARRELS (42 Gals) (Net)		16660.99	16650.10	9.9	0.06
GALLONS (Net)					
TONS (Long)					
26. STATEMENT OF QUALITY					
TESTS SPECIFICATION LIMITS TEST RESULTS					
TANK 3					
GRAVITY 35.48 41.8					
DISTILLATION REPORT 288					
10% REC 440°F MAX 358					
20% REC REPORT 380					
50% REC REPORT 423					
90% REC REPORT 487					
END POINT 550°F MAX 545					
COLOR REPORT ST RAW					
APPEARANCE REPORT CLEAR					
FREEZING POINT -51°F MAX BELOW -51					
CORROSION 1 1b					
FSII % BY VOLUME 0.10-0.15 0.11					
TOTAL SOLIDS 4.0 MAX 1.2					
FLASH POINT 140 MIN 148					
A					
27. TIME STATEMENT		DATE	TIME	28. REMARKS (Note in detail cause of delays such as repairs, breakdown, slow operation, stoppages, etc.)	
NOTICE OF READINESS TO LOAD <del>MOORED</del>		80 FEB 11	1505		
VESSEL ARRIVED IN ROADS		"	1515		
MOORED ALONGSIDE		"	1525	EASTERN STANDARD TIME	
STARTED BALLAST DISCHARGE		"			
FINISHED BALLAST DISCHARGE		"		SEE ATTACHED ULLAGE REPORT	
INSPECTED AND READY TO <del>LOAD</del> DISCHARGE		"	1545		
CARGO HOSES CONNECTED		"	1545	FSI - Z	
COMMENCED LOADING DISCHARGE		"	1545	PRI - 08	
STOPPED LOADING DISCHARGING		"			
RESUMED LOADING DISCHARGING		"			
FINISHED <del>LOADING</del> DISCHARGING		"	1730	(FCI - )	
CARGO HOSES REMOVED		"	1735		
VESSEL RELEASED BY INSPECTOR		"	1745	(MGT - )	
COMMENCED BUNKERING		"			
FINISHED BUNKERING		"			
VESSEL LEFT BERTH (Actual/Estimated)		"	1745	29. COMPANY OR RECEIVING TERMINAL <i>Marcine B. Hughes</i> (Signature)	
30. I CERTIFY THAT THE CARGO WAS INSPECTED, ACCEPTED AND LOADED/DISCHARGED AS INDICATED HEREON. 80 FEB 11 <i>Paul Palmer</i> (Date) (Signature of Authorized Government Representative)			31. I HEREBY CERTIFY THAT THIS STATEMENT IS CORRECT. <i>Mike Hactaky</i> (Master or Agent)		

APPENDIX A33

EMBOSSING INSTRUCTIONS FOR THE IDENTAPLATE

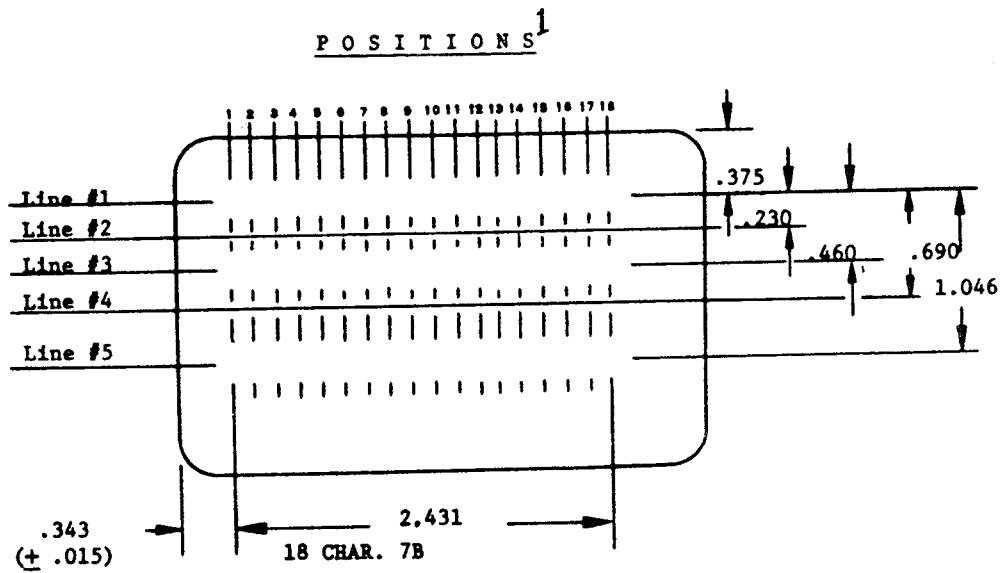
<u>IDENTAPLATE</u>		<u>FIELD NAME</u>	<u>REMARKS</u>
<u>LINE</u>	<u>POSITION(S)</u>		
1	1-3	Customer Identification	Required; ex. ATC, USN, (Service, Agency, Command).
1	4		Must be blank.
1	5-18		For Military Service use.
2	1-18		Must be blank.
3	1-6	Supplementary Address	Required if the DoDAAD of the requisitioner is not the "Bill To" address, ex. N00179.
3	7	Signal Code	Required, if line 3, positions 1-6 contains a DoDAAC, enter Signal Code B; otherwise, enter Signal Code A.
3	8-9	Fund Code	Required; ex. 61, G1.
3	10	Major Force Program	Optional; ex. 8.
3	11-18		For Military Service use.
4	1-18		Must be blank.
5	1-3	Aircraft Mission Design Series	Optional; ex. ATG.
5	4-7	Tail/Serial Number	Required; this field will be embossed on the Identaplate with the Tail Number of the aircraft for Army and Air Force; for Navy, this field will be left blank on the Identaplate, and the MILSTRIP

<u>LINE</u>	<u>IDENT/PLATE POSITION(S)</u>	<u>FIELD NAME</u>	<u>REMARKS</u>
			Serial Number will come from the last 4 digits of the Serial Number on the Issue Slip; ex. 3457.
5	8-13	DoDAAC of Requisitioner	Required; ex. FP 3067, N61807.
5	14-18		For Military Service use.

NOTE: Positions referred to above are to be actual printing positions rather than numerals shown on embosser scales. Some embosser scales start with the numeral 0 which is the first printing position.

APPENDIX A34

IDENTAPLATE EMBOSSING POSITIONS




<sup>1</sup>positions are to be actual printing positions rather than numerals on the scale. Some embosser scales start with the numerals 0 which is the first printing position.



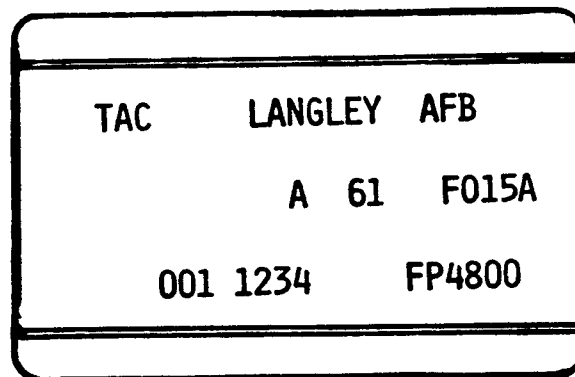
APPENDIX A35

SAMPLE OF EMBOSSED JET FUEL IDENTAPLATE, AND AVGAS IDENTAPLATE

IDENTAPLATE  
(NAVY)  
(DD FORM 1897)  
(PURPLE-AVGAS)



IDENTAPLATE  
(AIR FORCE)  
(DD FORM 1896)  
(WHITE-JET FUEL)




APPENDIX A36

SAMPLE OF DD FORM 1896, USED BY A U.S. GOVERNMENT AGENCY  
(NON-DoD)

THIS PLATE MUST BE PRESENTED WHEN JET FUEL IS REQUESTED

DOI USGS

1493D2B

 JET FUEL IDENTAPLATE

DD FORM 1896  
1 MAR 73

N7071491D2

IF FOUND, RETURN TO NEAREST U.S. MILITARY BASE

APPENDIX A37

INSTRUCTIONS FOR AUTHENTICATING INTO-PLANE  
DATA ELEMENTS ON DD FORM 1898

A. GENERAL INSTRUCTIONS

1. The pilot (or his authorized representative) is responsible for ensuring that product/services purchased from an into-plane contractor are properly recorded on DD Form 1898.

2. When the DD Form 1898 is not available at the into-plane contract location, the contractor is authorized to use his own commercial delivery forms. If the contractor uses a commercial form, the pilot is responsible for ensuring that the sales data clearly show the aircraft model/design/series (MDS) and tail number, as well as the home station and major command of the aircraft.

3. If the into-plane contractor (or refueling agency) insists on using his own commercial delivery form in addition to the DD Form 1898, the pilot is responsible for annotating the commercial form as follows: "Duplicate -- DD Form 1898 accomplished."

4. Under no circumstances will an SF 149 or any petroleum company credit card be used to establish credit or to imprint data on DD Form 1898 or on a contractor's sales ticket.

B. PREPARATION OF THE DD FORM 1898<sup>1</sup>

1. Block 1. (Entry by Contractor) Contractor operator mechanically imprints data on the form from the identaplate furnished by the ordering officer (pilot or crew chief of aircraft). Embossing instructions for the identaplate are in appendix A33.

2. Block 2. (Entry by Contractor) Contractor operator mechanically imprints airport and contract identification data on the form from the metal plate affixed to the mechanical imprinter.

3. Block 3. (Entry by Contractor) Contractor operator mechanically imprints a standard 5-position ordinal date (example, 85015 for 15 Jan 85) on the form from a setting on the mechanical imprinter.

---

<sup>1</sup>See sample, appendix A38.

4. Blocks 4-9. (Entry by Contractor) Beside product lifted, contractor operator handscribes the quantity lifted (in gallons for AVFUEL and in quarts for AVOIL), preceded by an "X" in each unused column. If FSII is contained in the product lifted, an "X" must be placed in the box marked "FSII."

a. For Defuel - Contractor operator handscribes quantity beside "Defuel" and circles the product above which has been defueled.

b. For Reservice - Contractor operator handscribes quantity beside product reserviced and circles "Reservice."

5. Block 10. (Entry by Contractor) Contractor operator handscribes refueling unit identification number.

6. Block 11. (Entry by Contractor) Signature of contractor's employee refueling aircraft is affixed on the form.

7. Block 12. (Entry by Pilot or Crew Chief) The signature of the individual pilot or crew chief is affixed on the form upon completion of servicing to verify entries made by the into-plane contractor.

8. Block 13. (Entry by Pilot or Crew Chief) The name of the individual whose signature appears in block 12 is printed (first, middle initial, last) on the form.

9. Block 14. (Entry by Pilot or Crew Chief) The Military grade abbreviation of the individual whose signature appears in block 12 is entered on the form.

10. Block 15. (Entry by Pilot or Crew Chief) The organization abbreviation of the aircraft home station is entered on the form.

DoD 4140.25-M  
Vol V

APPENDIX A38  
SAMPLE OF DD FORM 1898, AVFUELS INTO-PLANE SALES SLIP

①			ENTER "X" IN UNUSED COLUMNS PRECEDING QUANTITY			
CUSTOMER ID	USA	AA1825	④ AVFUEL	⑤ GALLONS	⑥ AVOL	⑦ QUARTS
SUPPL ADDRESS SC FUND MFP			100130 (130)	XX305	ML-1-22851 (A2)	
A.M.D.S. YAN/SERIAL DODAAC OF REQ.			JP-4 (PA) FSH <input type="checkbox"/>		ML-1-7008 (A7)	
UHI 1234 W35KT4			JP-5 (PS)		ML-1-6001 (A6)	
C000104			JP-8 (PB)			
② GEORGETOWN BAHAMAS NIXON AVIATION SVC DLA60086D0164 0302			COM-JET A (AA) FSH <input type="checkbox"/>		REFUELING UNIT NO. 3A	
			COM-JET A1 (A1) FSH <input type="checkbox"/>		REFUELER'S SIGNATURE ① <i>Joel Magill</i>	
DATE 86192					I certify that the product listed herein was received in good condition and in quantity stated.	
			⑧ DEFUEL		CUSTOMER'S SIGNATURE ② <i>John Shaw</i>	
			⑨ RESERVE		PRINT NAME ③ JOHN SHAW	
DD Form 1898, AUG 86					GRADE ④ COL	
AVFUELS INTO-PLANE SALES SLIP					ORGANIZATION ⑤ 407TH SGP	

①			ENTER "X" IN UNUSED COLUMNS PRECEDING QUANTITY			
CUSTOMER ID	USN	14321 C54T	④ AVFUEL	⑤ GALLONS	⑥ AVOL	⑦ QUARTS
SUPPL ADDRESS SC FUND MFP			100130 (130)	XX500	ML-1-22851 (A2)	
N00246 BAH			JP-4 (PA) FSH <input type="checkbox"/>		ML-1-7008 (A7)	
A.M.D.S. YAN/SERIAL DODAAC OF REQ.			JP-5 (PS)		ML-1-6001 (A6)	
B961232			JP-8 (PB)			
② NANDI IAP FIJI ISL MOBIL OIL CORP DLA60086D0618 1909			COM-JET A (AA) FSH <input type="checkbox"/>		REFUELING UNIT NO. 789	
			COM-JET A1 (A1) FSH <input type="checkbox"/>		REFUELER'S SIGNATURE ① <i>James Kraft</i>	
DATE 86342					I certify that the product listed herein was received in good condition and in quantity stated.	
			⑧ DEFUEL		CUSTOMER'S SIGNATURE ② <i>William K. Moore</i>	
			⑨ RESERVE		PRINT NAME ③ WILLIAM K. MOORE	
DD Form 1898, AUG 86					GRADE ④ CDR	
AVFUELS INTO-PLANE SALES SLIP					ORGANIZATION ⑤ NAS NORFOLK	

①			ENTER "X" IN UNUSED COLUMNS PRECEDING QUANTITY			
CUSTOMER ID	TAC	LANGLEY AFB	④ AVFUEL	⑤ GALLONS	⑥ AVOL	⑦ QUARTS
SUPPL ADDRESS SC FUND MFP			100130 (130)	X1000	ML-1-22851 (A2)	
A M 61 F015A			JP-4 (PA) FSH <input checked="" type="checkbox"/>		ML-1-7008 (A7)	
A.M.D.S. YAN/SERIAL DODAAC OF REQ.			JP-5 (PS)		ML-1-6001 (A6)	
B479702			JP-8 (PB)			
② LOS ANGELES INTL MERCURY SERVICE DLA60086D2809			COM-JET A (AA) FSH <input type="checkbox"/>		REFUELING UNIT NO. 238	
			COM-JET A1 (A1) FSH <input type="checkbox"/>		REFUELER'S SIGNATURE ① <i>James V. Wilson</i>	
DATE 86015					I certify that the product listed herein was received in good condition and in quantity stated.	
			⑧ DEFUEL		CUSTOMER'S SIGNATURE ② <i>Glen Moss</i>	
			⑨ RESERVE		PRINT NAME ③ GLEN MOSS	
DD Form 1898, AUG 86					GRADE ④ Lt Col	
AVFUELS INTO-PLANE SALES SLIP					ORGANIZATION ⑤ 1st FIW	

APPENDIX A39

SAMPLE OF DFSC FORM 1890, CONTRACTOR BULK LIQUID FACILITIES REPORT

CONTRACTOR BULK LIQUID FACILITIES REPORT				AS OF DATE 1 July 1999		FORM APPROVED OMB NO. 119-R0026								
NAME OF FIRM XYZ Oil Co.				TERMINAL NAME, ADDRESS AND ZIP CODE XYZ Oil Co. 5678 7th Street Newhall, S. C. 98765										
NEAREST CITY OR TOWN AND STATE Newhall, S.C.		DISTANCE 3 Miles	DIRECTION N.E.	ROUTE NUMBER St. Hwy #90	TERMINAL PHONE NO. A/C 456 946-6912									
TERMINAL TRAFFIC MANAGER J. G. Stone		HOME PHONE NO. A/C 456 567-8901	ASST. TERMINAL TRAFFIC MANAGER A. L. Britt		HOME PHONE NO.									
RAILHEAD Newhall, S.C.				TRUCK SHIPPING POINT Newhall, S.C.										
RAILROADS SERVING TERMINAL Seaboard Coast Line and Southern Railway				BARGE AND TANKER SHIPPING POINT Newhall, S.C.										
NAME OF PIPELINE SERVING TERMINAL Palmetto Pipeline Co.			LINE SIZE 8"	NORMAL WORK DAYS Monday-Friday		NORMAL WORK HOURS 8:00 a.m. 4:00 p.m.								
BULK PRODUCTS SHIPPING CAPABILITY														
GRADE (Export Bulk Products Required) →		JP-4		15/145 AVGAS		MOGAS		DIESEL FUEL						
CATEGORY		SHIP	NO. OF LOADING SPOTS	SHIP	NO. OF LOADING SPOTS	SHIP	NO. OF LOADING SPOTS	SHIP	NO. OF LOADING SPOTS					
		YES	NO	YES	NO	YES	NO	YES	NO					
TANK CARS		10,000	X	15	X	15	X	15	X					
		20,000	X	10	X	10	X	10	X					
TANK TRUCK		X		12	X	12	X	12	X					
BARGE		X		1	X	1	X	1	X					
TANKER		X		1	X	1	X	1	X					
PIPELINE		X		-	X	-	X	-	X					
MAXIMUM NUMBER OF TANK CARS OR TANK TRUCKS THAT CAN BE LOADED														
CATEGORY		8 HRS	16 HRS	24 HRS	8 HRS	16 HRS	24 HRS	8 HRS	16 HRS	24 HRS	8 HRS	16 HRS	24 HRS	
TANK CARS		10,000	15	30	45	15	30	45	15	30	45	15	30	45
		20,000	10	20	30	10	20	30	10	20	30	10	20	30
TANK TRUCK		30	60	90	30	60	90	30	60	90	30	60	90	90
MAXIMUM SHIPPING RATES IN BARRELS PER HOUR														
BARGE		3,000			3,000			3,000			2,000			
TANKER		6,000			6,000			6,000			6,000			
PIPELINE		2,500			2,500			2,500			2,500			
IS RECIPROCAL SWITCHING IN EFFECT		<input checked="" type="checkbox"/> YES <input type="checkbox"/> NO	NO. OF SWITCHES 1		TIME OF DAY SWITCHING IS PERFORMED 4:00 PM			ARE SWITCHES PERFORMED BY THE RAILROAD ADEQUATE TO MEET YOUR NEEDS <input checked="" type="checkbox"/> YES <input type="checkbox"/> NO						
HOW MANY TANK CARS CAN BE ACCOMMODATED ON TRackage OTHER THAN THOSE IN POSITION FOR LOADING?				→				10,000 GALLON TANK CARS 50		20,000 GALLON TANK CARS 37				
WHERE BOTH TT AND TC FACILITIES ARE AVAILABLE, STATE ANY LIMITATION FOR SHIPPING BY ONE OR BOTH MODES														
NONE														
MAXIMUM BARGE SIZE YOUR FACILITY CAN HANDLE						MAXIMUM TANKER SIZE YOUR FACILITY CAN HANDLE								
CARGO CAPACITY: 20,000 BBL		DRAFT: 15'				CARGO CAPACITY: 250,000 BBL		DRAFT: 42'						
LENGTH: 200'		BEAM: 70'				LENGTH: 700'		BEAM: 90'						
CAN YOU LOAD BY ALL MODES SIMULTANEOUSLY? <input checked="" type="checkbox"/> YES <input type="checkbox"/> NO IF "NO" STATE WHAT MODES CAN BE LOADED SIMULTANEOUSLY														
FURTHER INFORMATION THAT CAN BE FURNISHED TO ASSIST IN ROUTING (Continue on reverse side if necessary)														
TYPED NAME OF TERMINAL MANAGER E. L. King				TELEPHONE NO. A/C 456 980-1111		SIGNATURE			DATE					

DFSC FORM 1890  
SEP 77

REPLACES DD FORM 1890 WHICH IS OBSOLETE

APPENDIX A40

TANKER TRANSPORTATION REQUIREMENTS SOURCE DATA

A. DFSC will periodically request the Military Services to provide Requirements Source Data as input for RCS:DLA(AR)194(DFSC), "Tanker Transportation Requirements Report." Data on projected per diem vessel requirements for a given time period will be forwarded to DFSC in the following format:

1. Vessel size.
2. Number of vessels.
3. Estimated dates of vessel assignment and release.
4. Estimated quantity in L/Ts (Long Tons).
5. Identification of requirements; e.g., Operation Deep Freeze and movement of special Service-funded fuels.

B. Whenever significant changes in requirements are foreseen, it is incumbent on the Military Services to provide DFSC with a revised estimate for the report period.

C. CINCPAC intratheater tanker requirements will be required by DFSC for submission to MSC. Data required will include origin, destination, and quantity of product. Significant changes from original submission are to be reported to DFSC.

APPENDIX A41

INSTRUCTIONS FOR VERIFYING AND UPDATING BULK PETROLEUM  
STORAGE FACILITIES REPORT  
(RCS:DD-P&L(A)506)

A. GENERAL. The Bulk Petroleum Storage Facilities Report, RCS:DD-P&L(A)506 provides data on all bulk petroleum storage facilities of 500 barrel capacity or more, either singly or in manifold configurations. Inactive or empty tanks will be reported. The report is a machine-produced format, provided on an annual basis by DFSC, based on review and updating by the Military Services and DFSC activities. DFSC will process and publish a summarization as a worldwide consolidation of data submitted in the format of appendix A41a. The report will be forwarded to ASD(P&L) and other addressees indicated by the Military Services by 1 October of each year.

B. INSTRUCTIONS FOR SCHEDULED UPDATES ON A THREE YEAR CYCLE

1. Beginning in 1981 and every third year thereafter, DFSC will submit machine-produced worksheets in the format shown in appendix A41a to the Military Services and the CONUS DFRs by 1 June. The worksheets will contain bulk petroleum storage facilities data on record.

2. The Military Services will forward the worksheets to appropriate field activities for review and update.

3. Field activities will mark appropriate additions, changes, or deletions on the worksheets using the guidance in appendix A41b. The completed worksheets will be returned to DFSC-F by 15 August via channels prescribed by the appropriate Military Service.

4. DFSC DFRs (CONUS) will forward completed worksheets for DFSC-managed terminals to DFSC-F by 15 August.

C. INSTRUCTIONS FOR CHANGES BETWEEN SCHEDULED UPDATES

1. All changes in bulk petroleum storage facilities which take place other than at time of the scheduled worksheet review and update will be reported to DFSC when the change takes place. These are changes in:

a. Storage capacities, including changes in product allocation, in excess of 500 barrels at any location.

b. Berthing capabilities affecting the size of a tanker or barge that can be accommodated.



c. Shipping or receiving facilities, i.e., the discontinuance of a mode of transportation; the increase/decrease in the number of loading/unloading racks which changes the shipping or receiving rate.

2. Changes occurring at terminals storing DLA-owned petroleum will be reported to DFSC via narrative message citing the appropriate data elements in appendix A41a that are changed.

3. Changes occurring at retail locations will be reported to DFSC via narrative message via channels prescribed by the respective Military Service. The messages will cite the appropriate data elements in appendix A41a that are changed.

D. INSTRUCTIONS FOR OPTIONAL DATA SUBMISSION TO DFSC VIA MILSPETS TRANSACTION FORMATS. Instead of marking and returning worksheets (reference subparagraph B.3.), field activities may submit their scheduled updates, or changes between scheduled updates, to DFSC via AUTODIN, or in transaction format by mail. Service/Agency wishing to use this option may contact the DoD MILSPETS System Administrator. (Interim changes required by Navy activities will be submitted via message only.)

E. SECURITY CLEARANCE

1. Worksheets, formats, and change listings which reflect storage capacities in overseas areas and activities reported in volumes II and IV of the RCS:DD-P&L(A)506 report, will be classified Confidential and transmitted under appropriate procedures.

2. Automatic declassification dates cannot be established. Prior 506 reports remain classified through new 506 editions. Because of these editions and associated perpetuating documents, the 506 report and related papers/documents will be declassified only with the expressed direction of the Office of the Assistant Secretary of Defense (Production and Logistics), (OASD(P&L)).

3. Accordingly, the 506 report and related papers/documents will be marked classified by OASD(P&L) or declassified upon originating Agency's determination required on the first page, as follows:

Classified by: OASD(P&L)  
Declassify on: OADR

F. USE OF DoD STANDARD DATA ELEMENTS AND CODES

Coding must be as indicated in these instructions. In cases where specific coding instructions are not provided, reference must be made to DoD 5000.12-M, "DoD Manual for Standard Data Elements." The party failing to comply with either these coding instructions or those published in DoD 5000.24-M will be responsible for required concessions (e.g., conversion costs, time delays, and format changes) in data base communication.

APPENDIX A41a  
SAMPLE BULK PETROLEUM STORAGE FACILITIES WORKSHEET (RCS:DD-P&L(A)506)

SECTION I  
ACTIVITY INFORMATION

(1)	(2)	(3)	(4)	(5)	(6)	(7)	(8)	(9)
<u>COMMAND</u>	<u>FEMA CODE</u>	<u>ST/CNTRY/RCN OF CNTRY CODE</u> 07	<u>DODRAC</u> FP6071	<u>SUB ACT</u> B	<u>ACTIVITY NAME</u> BRADLEY FIELD ANG	<u>CITY</u> WINDSOR LOOKS	<u>ICP CODE</u> 30507	<u>LASTN. PREFIX</u>
(10)	<u>LONGITUDE</u> 0723921W	(11) <u>DISTANCE FROM CITY OR TOWN</u> 12	(12) <u>DIRECTION FROM CITY OR TOWN</u> NE	(13) <u>DAY ROUTE NO.</u> US 83	(14) <u>BLANK</u>	(15) <u>ADDRESS</u> WINDSOR LOOKS		
(17)	<u>NORMAL WORK DAYS/HOURS</u> Mon - Fri 0800-1700	(18) <u>TELEPHONE NUMBER</u> AV/COMM 987-5543 123-961-1332	(19) <u>RAILHEAD ORIGIN POINT</u> WINDSOR LOOKS	(20) <u>TRUCK FREIGHT CONSIGNMENT POINT</u> BRADLEY FIELD	(21) <u>RAILROAD SERVING TERMINAL</u> ATSF	(22) <u>SHIPPING/POD POINT</u> BRADLEY FIELD WINDSOR LOOKS	(23) <u>SUBMIT DODRAC</u> FP6071	(24) <u>DATE</u> 78

(CONFIDENTIAL IF OVERSEAS)

(THIS IS AN UNCLASSIFIED SAMPLE DOCUMENT)

SECTION II

TANKAGE INFORMATION

(1)	PROD CODE	JP4 145 DF1	(2)	TANK UTIL PURPOSE	S 8 8	(3)	TANK NUMBER	1 7 10	(4)	SHELL CAPACITY BBLs	1,500 2,500 5,000	(5)	UNUSABLE SPACE BBLs	50 90 110	(6)	TANK BOTTOM BBLs	100 150 275	(7)	TANK CHARACTERISTICS	B S P D W U H L C C C	(8)	YAB CON DES PRO		(9)		(10)		(11)	TANK STATUS	S C S	(11A)	MPC MODE	
-----	-----------	-------------------	-----	-------------------	-------------	-----	-------------	--------------	-----	---------------------	-------------------------	-----	---------------------	-----------------	-----	------------------	-------------------	-----	----------------------	-----------------------------	-----	-----------------	--	-----	--	------	--	------	-------------	-------------	-------	----------	--

(12)	TANK OUT OF SERVICE DATE		(13)	TANK EXPECTED TO RETURN TO SERVICE DATE		(14)	TANK OUT OF SERVICE REASON CODE		(15)	TANK RETURNED TO SERVICE DATE		(16)	PROD OWNER	Y P P	(17)	TANK OWNER	Y P P	(18)	TANK LIMITATION CODE		(19)	DATA COLLECTION DATE	76182
------	--------------------------	--	------	---	--	------	---------------------------------	--	------	-------------------------------	--	------	------------	-------------	------	------------	-------------	------	----------------------	--	------	----------------------	-------

(CONFIDENTIAL IF OVERSEAS)

(THIS IS AN UNCLASSIFIED SAMPLE DOCUMENT)

**S A M P L E**

**SECTION III**

**MANIFOLD INFORMATION**

- |     |                                   |     |  |     |                                  |     |                                      |     |  |
|-----|-----------------------------------|-----|--|-----|----------------------------------|-----|--------------------------------------|-----|--|
| (1) | <u>PROD</u><br><u>CODE</u><br>F76 | (2) | <u>MANIFOLD</u><br><u>CAPACITY</u><br>75 | (3) | <u>PROD</u><br><u>OWNER</u><br>D | (4) | <u>MANIFOLD</u><br><u>OWNER</u><br>C | (5) | <u>DATA</u><br><u>COLLECTION</u><br><u>DATE</u><br>76027 |
|-----|-----------------------------------|-----|--|-----|----------------------------------|-----|--------------------------------------|-----|--|

**(CONFIDENTIAL IF OVERSEAS)**

**(THIS IS AN UNCLASSIFIED SAMPLE DOCUMENT)**

S A M P L E  
SECTION IV

VESSEL BIRTH INFORMATION

(1)	TYPE OF BIRTH	(2)	BIRTH IDENTIFICATION	(3)	DISTANCE TO FIG (FT)	(4)	PIER MAX DRAFT	(5)	SHIP SIZE	(6)	CHANNEL DEPTH RESTRICTIONS (FT)
	<u>?</u>		<u>Pier A</u>		<u>1500</u>		<u>36</u>		<u>LOA BEAM</u>		<u>50</u>
									<u>661</u>		
(7)	DEADWEIGHT TON LIMITATIONS	(8)	BIRTH STATUS	(9)	BIRTH OUT OF SERVICE DATE	(10)	BIRTH EXPECTED TO RETURN TO SERVICE DATE	(11)	BIRTH RETURNED TO SERVICE DATE	(12)	DATA COLLECTION DATE
	<u>MIN MAX</u>		<u>P</u>		<u>76031</u>				<u>76234</u>		<u>76320</u>

(CONFIDENTIAL IF OVERSEAS)

(THIS IS AN UNCLASSIFIED SAMPLE DOCUMENT)

**S A M P L E**

**SECTION V**

**RECEIPT AND ISSUE CAPABILITY INFORMATION**

**PART 1 - BARGE**

(1)	(2)	(3)	(4)	(5)	(6)
<b>PRODUCT CODE</b>	<b>BIRTH IDENT</b>	<b>BARGE RECEIVING RATE BPH</b>	<b>BARGE SHIPPING RATE BPH</b>	<b>BARGES ACCOMMODATED</b>	<b>DATA COLLECTION DATE</b>
JP4 Normal	Pier A	2,500	3,500	2	76320
Max		3,500	4,500		
JP5 Normal	Pier B	3,000	3,500	4	
Max		8,000	4,500		
JP4 Normal		1,500	2,500		
Max		2,500	3,500		

**PART 2 - TANKER**

(1)	(2)	(3)	(4)	(5)	(6)
<b>PRODUCT CODE</b>	<b>BIRTH IDENT</b>	<b>TANKER RECEIVING RATE BPH</b>	<b>TANKER SHIPPING RATE BPH</b>	<b>TANKERS ACCOMMODATED</b>	<b>DATA COLLECTION DATE</b>
JP4 Normal	Pier A	8,000	3,500	1	76320
Max		12,000	5,000		
JP5 Normal	Pier B	8,000	3,500	2	
Max		12,000	5,000		
JP4 Normal		4,000	1,500		
Max		6,000	2,500		

(CONFIDENTIAL IF OVERSEAS)

(THIS IS AN UNCLASSIFIED SAMPLE DOCUMENT)

**S A M P L E**

**PART 3 - TANK TRUCK (WHEN NOT RECEIVING BY TC)**

(1)	PRODUCT CODE	JP4 JP5	(2)	TANK TRUCK SIZE	D A	(3)	TANK TRUCK TRUCK HEADERS	4 6	(4)	TANK TRUCK 8 HOURS LOADED OFFLOADED	30 40	20 30	(5)	TANK TRUCK 16 HOURS LOADED OFFLOADED	60 80	50 70	(6)	TANK TRUCK 24 HOURS LOADED OFFLOADED	90 120	80 110	(7)	TANK TRUCK RESHIP INDICATOR		(8)	DATA COLLECT DATE	76320
-----	-----------------	------------	-----	--------------------	--------	-----	--------------------------------	--------	-----	---	----------	----------	-----	--	----------	----------	-----	--	-----------	-----------	-----	-----------------------------------	--	-----	-------------------------	-------

(CONFIDENTIAL IF OVERSEAS)

(THIS IS AN UNCLASSIFIED SAMPLE DOCUMENT)



**S A M P L E**

**PART 4 - RAIL (WHEN NOT RECEIVING BY IT)**

(1) PRODUCT CODE	(2) NO. OF RAIL HEADERS	(3) TC	(4) TC	(5) TC		
JP4	16	8 HOURS LOADED OFFLOADED	16 HOURS LOADED OFFLOADED	24 HOURS LOADED OFFLOADED		
		16 16	32 32	48 48		
	10,000 gal	10 10	20 20	30 30		
	20,000 gal	10 10	20 20	30 30		
JP5	10	10 10	20 20	30 30		
	10,000 gal	7 7	14 14	21 21		
	20,000 gal					
(6)	(7)	(8)	(9)	(10)	(11)	(12)
TANK CARS ACCOMPANIED	RAIL RESHIP INDICATOR	RECIPROCAL SWITCH INDICATOR	* NO. OF SWITCHES	TIME SWITCHING PERFORMED	RAILROAD SWITCHES INDICATOR	MODES LOADED SIMULTANEOUSLY
10,000 gal TC 16	Y	Y	1	1000	Y	B, C
20,000 gal TC 8						
(13)	(14)	(15)	(16)			
WHILE OFFLOADING BARGE/TANKER CAN IT BE LOADED	WHILE OFFLOADING BARGE/TANKER CAN TC BE LOADED	DATA COLLECTION DATE	RAIL LIMITATIONS			
		76320				

(CONFIDENTIAL IF OVERSEAS)

(THIS IS AN UNCLASSIFIED SAMPLE DOCUMENT)

**S A M P L E**

**PART 3 - PIPELINE**

- |     |                                   |   |     |  |  |  |               |  |       |
|-----|-----------------------------------|---|-----|--|--|--|---------------|--|-------|
| (1) | PIPELINE<br>NAME                  | X |     |  |  |  |               |  |       |
| (2) | PIPELINE<br>FILL                  | X |     |  |  |  |               |  |       |
| (3) | RECEIVING<br>PIPELINE<br>SIZE     |   | 6"  |  |  |  |               |  |       |
| (4) | SHIPPING<br>PIPELINE<br>SIZE      |   | 10" |  |  |  |               |  |       |
| (5) | PRODUCT<br>CODE                   |   | JP4 |  |  |  | Normal<br>Max |  |       |
| (6) | PIPELINE<br>RECEIVING<br>RATE BPH | X |     |  |  |  |               |  |       |
| (7) | PIPELINE<br>SHIPPING<br>RATE BPH  | X |     |  |  |  |               |  |       |
| (8) | ADVANCE<br>NOTICE<br>PERIOD       |   |     |  |  |  |               |  |       |
| (9) | DATA<br>COLLECT<br>DATE           |   |     |  |  |  |               |  | 76320 |

(CONFIDENTIAL IF OVERSEAS)

(THIS IS AN UNCLASSIFIED SAMPLE DOCUMENT)

**S A M P L E**  
**SECTION VI**

**BULK PETROLEUM STORAGE REVIEW PLANNING DATA**

(1) <u>TANK NUMBER</u>	(2) <u>PRODUCT CODE</u>	(3) <u>FY</u> 1977 1978 1979 1980 1981	(4) <u>PROGRAMMED CONSTRUCTION/REPAIR</u>	(5) <u>EST DATE OF COMPLETION PGM CONST AND REPAIR</u>	(6) <u>NEW TANKAGE CONSTRUCTION COMPLETION DATE</u>	(7) <u>TANKAGE COMMITTED TO DEFUEL</u>	
(8)	<u>TANKAGE COMMITTED TO DEBALLAST</u>	(9) <u>TANKAGE COMMITTED TO RECLAMATION</u>	(10) <u>STORAGE DELETIONS</u>	(11) <u>STORAGE CONVERSIONS +</u>	(12) <u>STORAGE CONVERSIONS -</u>	(13) <u>FORMER PRODUCT</u>	(14) <u>DATA COLLECTION DATE</u>

**POINTS OF CONTACT**

(15) Typed Name of Term Mgr/Fuel Officer (Facilities Data) (16) Signature of Preparer (17) DATE

(18) Typed Name of Asst Term Mgr/Traffic Mgt Officer (Transportation Data) (19) Signature of Preparer (20) DATE

(CONFIDENTIAL IF OVERSEAS)

(THIS IS AN UNCLASSIFIED SAMPLE DOCUMENT)

APPENDIX A41B

INSTRUCTIONS FOR COMPLETING  
RCS:DD-P&L(A)506 WORKSHEETS

SECTION I

ACTIVITY INFORMATION

COLUMN

- (1) Unified Command  
The specific name of the Unified Command for overseas activities will be program generated. User entry not required.
- (2) FEMA Code<sup>1</sup>  
The Federal Emergency Management Agency Region Code for CONUS activities will be program generated. User entry not required.
- (3) State/Country/Region of Country Code<sup>1</sup>  
Enter the 2-digit State/Country/Region of Country Code.
- (4) DoDAAC (Activity Address Code)<sup>1</sup>  
Enter 6-position Department of Defense Activity Address Directory (DoDAAD) Code.
- (5) Subactivity<sup>1</sup>  
Currently for Navy use. Where there are one or more subactivities comprising a complex under one activity, digits one through nine are to be used to identify them. For example, in the case of Navy Supply Center, Norfolk, Virginia, each tank farm would be designated by a sequential number (e.g., 1, 2, etc.). If none, leave blank.
- (6) Activity Name  
Enter the specific name of the activity or subactivity of which the tankage is physically a part. Only when a particular tank or tank farm is located on the same activity as the parent activity may it bear the same name as the parent activity.
- (7) City/Name<sup>1</sup>  
Use name of the city or town with the closest geographic location. (DO NOT USE MORE THAN 20 CHARACTERS.)
- (8) ZIP Code<sup>1</sup>  
Self-explanatory. (For O/S use APO/FPO. Indicate O/S Post Office (i.e., NY, SF).)

---

<sup>1</sup>Registered in the DoD Data Element Program.

COLUMN

- (9) Latitude and Longitude<sup>1</sup>
- (10) Enter the latitude and longitude representing the physical location of the tankage and not the location of the parent activity. Latitude will be expressed as 2-position degrees, 2-position minutes, 2-position seconds, and a 1-position direction indicator (N or S). Longitude will be expressed as 3-position degrees, 2-position minutes, 2-position seconds, and a 1-position direction indicator (E or W).
- (11) Distance from City/Town<sup>1</sup>  
Enter the number of highway miles from the nearest city or town.
- (12) Direction from City/Town<sup>1</sup>  
Indicate direction from nearest city or town. Enter the abbreviation; i.e., N, NE, S, SW, etc. (NO MORE THAN 2 CHARACTERS.)
- (13) Highway Route Number  
Enter highway route number; i.e., I-95, US1, etc. (DO NOT USE MORE THAN 5 CHARACTERS.)
- (14) Blank  
Reserved for DFSC use. User entry not required.
- (15) Field Command Abbreviation  
Identify major command/major claimant to whom the activity reports; i.e., NCB, SAC, TAC, AFR.
- (16) TOPOCOM (Defense Mapping Agency Code)  
This code will be updated by DFSC (ESOC).
- (17) Normal Workdays and Hours  
Enter days and hours of operation; i.e., Monday through Friday, 8:00 AM to 5:00 PM will be shown as MON-FRI/0800-1700.
- (18) Telephone Numbers  
Enter both the AUTOVON number and commercial number of the base fuels officer; include the area code.
- (19) Railhead Origin Point  
Enter place (city and state) designated by railroad as origin/destination point to be shown on bill of lading. (DO NOT USE MORE THAN 18 CHARACTERS.)

---

<sup>1</sup>See note on previous page.

COLUMN

- (20) Truck Freight Consignment Point  
Enter place (city and state) designated by motor carrier as origin point to be shown on bill of lading. (DO NOT USE MORE THAN 18 CHARACTERS.)
- (21) Railroad(s) Serving Terminal  
Enter name of rail carrier(s) serving facility with tank car receiving or shipping capability. (DO NOT USE MORE THAN 18 CHARACTERS.)
- (22) Barge and Tanker Shipping and Receiving Point(s)  
Enter place (city and state) of point where barge and tankers are handled for shipment and/or receipt. (DO NOT USE MORE THAN 18 CHARACTERS.)
- (23) Submitters DoDAAC<sup>1</sup>  
Self-explanatory.
- (24) Data Collection Date<sup>1</sup>  
Enter 5-position Ordinal Date on which data was obtained (i.e., 86022 for 22 Jan 86).

---

<sup>1</sup>See note on page A41b-1.

SECTION II

TANKAGE INFORMATION

COLUMNS

(1) Product Code  
Use product codes shown in appendix A62. Empty tanks will be shown as blank in this field.

(2) Tank Utilization and Purpose  
Enter the primary usage category code for the tank.

(3) Tank Number  
All tanks located at the reported geographic activity will be identified by numeric sequence. However, when identical tanks are consolidated in a single reporting line, see instructions opposite column 4 below.

(4) Shell Capacity (Barrels)

a. The shell capacity is the gross volumetric capacity of the tank, including unusable space and tank bottoms.

b. When two or more manifolded tanks, each less than 500 barrels shell capacity but collectively more than 500 barrels shell capacity, are reported, they will be shown as a single tank unit on one line of the report, and the indicated capacity will be the total capacity of all the manifolded tanks.

c. Identical single tanks at base level activities will be consolidated on single report lines providing all information elements on each of the tanks is identical.

1 The total capacity of identical tanks, grouped by consolidation under this provision, will be shown in column (4).

2 Consolidation will be identified in column (3) - "Tank Number" by entering "C", followed by a dash, the number of tanks consolidated, in the reporting line, followed by a dash, and the individual capacity of the individual tanks. For example, 20 identical tanks of 500 barrel individual capacity would be shown as:

Column (3)  
C-20-500

Column (4)  
10,000

COLUMN

d. Capacity will be reported in barrels.

- (5) Unusable Space (Barrels)  
Enter the total volumetric capacity in barrels of the space lost within tankage because of safe fill level limitations and/or that attributable to structural loss. If exact data are not available, enter 5 percent of the shell capacity of the tank or the best available information. If 5 percent of the shell capacity of the tank is indicated, enter E5 immediately after the quantity; if the best available information is provided, enter an EA immediately after the quantity.
- (6) Tank Bottom (Barrels)  
Enter the quantity in barrels of product that is below the suction line of storage tank and is not available to meet day-to-day operations.
- (7),(8),  
(9),(10) Tank Characteristics  
Tank characteristics cover the type fabrication, construction, design, and protection of the tanks.  
  
Under Column (8), Type of Construction, a cut and cover tank is one which is partially or completely below ground level, with a covering of earth and/or concrete. An underground tank is one which is constructed underground, generally in rock, without using an excavating and back-filling technique.  
  
Under Column (10), Type of Protection, a diked tank is one which is surrounded by a retaining wall capable of holding the entire contents of the tank if it should rupture. If retaining wall will not hold the entire contents of the tank, enter an "R" in the column (10). A blast wall is a reinforced concrete wall which surrounds a petroleum tank, with a minimum space between the tank shell and the wall. The wall extends to a point at least to the top of the highest point of the tank, with a thickness from 18 to 24 inches.
- (11) Tank Status  
Enter applicable code.
- (11A) Receiving Modes  
Enter applicable codes.
- (11B) Shipping Modes  
Enter applicable codes.



COLUMN

- (12) Tank Out of Service Date  
Enter 5-position Ordinal Date on which tank is removed or scheduled for removal from service.
- (13) Tank Expected to Return to Service Date  
Enter 5-position Ordinal Date on which tank is expected to return to service.
- (14) Tank Out of Service Reason Code  
Enter appropriate code.
- (15) Tank Returned to Service Date  
Enter 5-position Ordinal Date on which tank is returned to service.
- (16) Product Owner  
Enter appropriate owner code.  
Codes C and T are invalid for entry as product owner.
- (17) Tank Owner  
Enter appropriate owner code.  
Code D is invalid for entry as tank owner.
- (18) Tank Limitation Code  
Enter applicable code.
- (19) Data Collection Date  
Enter 5-position Ordinal Date on which data was obtained.

SECTION III

MANIFOLD

Manifold information will be provided immediately after tankage information on worksheet. Manifold and intratank farm pipeline capacity will be a single data item entry for each product (group of tanks with a single product). When reporting manifold information for a subactivity, intertank farm pipelines and pier lines capacity data should be included in the figures for the controlling tank farm.

COLUMN

- (1) Product Code  
Enter 3-digit product code. Multiproduct manifold will be indicated by MLT.
- (2) Manifold Capacity  
Enter manifold capacity in barrels.
- (3) Product Owner  
Enter appropriate owner code. Codes C and T are invalid for entry as product owner.
- (4) Manifold Owner  
Enter appropriate owner code. Code D is invalid for entry as manifold owner.
- (5) Data Collection Date  
Enter 5-position Ordinal Date on which data was obtained.

SECTION IV

VESSEL BERTH INFORMATION

Vessel berth information will be provided immediately following manifold pipeline information on the worksheet.

COLUMN

- (1) Type of Berth  
Enter appropriate codes.
- (2) Berth Identification  
Enter berth identification (i.e., Pier A).
- (3) Distance to Storage  
Enter distance (in feet) from berth to storage (straight line).
- (4) Pier Maximum Draft  
Enter maximum vessel draft which can be accommodated at mean low water (feet and inches).
- (5) Ship Size (LOA/BEAM)  
LOA. Enter maximum acceptable vessel length overall (feet).  
BEAM. Enter maximum beam which can be accommodated (feet).
- (6) Channel Depth Restrictions  
Enter the controlling channel depth (at mean low water; i.e., 50 - 50 foot depth). Report only if a restriction exists.
- (7) Dead Weight Tonnage Limitations  
Indicate the maximum and minimum dead weight tons which can be accommodated.
- (8) Berth Status  
Enter applicable code.
- (9) Berth Out of Service Date  
Enter 5-position Ordinal Date on which berth is or estimated to be taken out of service.
- (10) Berth Expected to Return to Service Date  
Enter 5-position Ordinal Date on which berth is expected to be taken out of service.

- (11) Berth Returned to Service Date  
Enter 5-position Ordinal Date berth actually returned to service.
- (12) Data Collection Date  
Enter 5-position Ordinal Date on which data was obtained.

SECTION V

RECEIPT AND ISSUE CAPABILITY INFORMATION

Receipt and issue capability information under normal peacetime operations will be provided immediately after vessel berth information on the worksheet.

PART 1 - BARGE

COLUMN

- (1) Product Code  
Indicate code(s) of product grades that can be received/shipped by barge. Enter applicable data for each grade of product.
- (2) Berth Identification  
Enter berth identification (i.e., Pier A).
- (3) Barge Receiving Rate (BPH)  
Indicate the normal/maximum receiving rate of each product expressed in barrels per hour.
- (4) Barge Shipping Rate (BPH)  
Indicate the normal/maximum shipping rate of each product expressed in barrels per hour.
- (5) Barges Accommodated  
Indicate the number of maximum size barges that can be accommodated at one time.
- (6) Data Collection Date  
Enter 5-position Ordinal Date on which data was obtained.

PART 2 - TANKER

COLUMNS

- (1) Product Code  
Indicate code(s) of product grades that can be received/shipped by tankers. Enter applicable data for each grade of product.
- (2) Berth Identification  
Enter berth identification.

COLUMNS

- (3) Tanker Receiving Rate (BPH)  
Indicate the normal/maximum receiving rate of each product expressed in barrels per hour.
- (4) Tanker Shipping Rate (BPH)  
Indicate the normal/maximum shipping rate of each product expressed in barrels per hour.
- (5) Tankers Accommodated  
Indicate the number of maximum size tankers that can be accommodated at one time.
- (6) Data Collection Date  
Enter 5-position Ordinal Date on which data was obtained.

PART 3 - TANK TRUCK (When not receiving by TC)

COLUMN

- (1) Product Code  
Indicate code(s) of product grades that can be received/shipped. Enter appropriate data for each grade of product.
- (2) Tank Truck Size  
Identify average size truck used.
- (3) Tank Truck Headers  
Indicate the number of headers.
- (4), (5), (6) Tank Truck Loaded/Offloaded  
Enter in the appropriate columns the number of commercial trucks that can be loaded/offloaded in 8 hours, 16 hours, and 24 hours.
- (7) Truck Reshipment Indicator  
Enter Y(Yes)/N(No) to indicate whether reshipment can be made by tank truck in an emergency.
- (8) Data Collection Date  
Enter 5-position Ordinal Date on which data was obtained.

PART 4 - RAIL

COLUMN

- (1) Product Code  
Enter code(s) of product grades that can be received/shipped. Enter the appropriate data for each grade of product.
- (2) Number of Rail Headers for 10,000 Gal TC and 20,000 Gal TC  
Indicate the number of headers available for loading or offloading product grades entered in column (1).
- (3), (4), (5) TC Loaded/Offloaded 10,000 Gal TC and 20,000 Gal TC  
Indicate in the appropriate columns the number of 10,000 gallon tank cars and 20,000 gallon tank cars that could be loaded/offloaded in 8 hours, 16 hours, and 24 hours.
- (6) Tank Cars Accommodated 10,000 Gal TC and 20,000 Gal TC  
Indicate the number of tank cars that can be stored on facility tracks awaiting offloading. Furnish data on 10,000 gallon capacity TC and 20,000 gallon capacity TC if available.
- (7) Rail Reshipment Indicator  
Indicate Y(Yes)/N(No) whether a reshipment can be made by rail in an emergency.
- (8) Reciprocal Switching Indicator  
If railhead is served by more than one carrier, indicate if carriers provide reciprocal switching Y(Yes)/N(No).
- (9) Number of Switches  
Indicate the number of switches into facility each day.
- (10) Time Switching Performed  
Indicate time of day that railroad performs switching. Continental time (i.e., 0800-8 a.m.).
- (11) Railroad Switches Indicator  
Indicate Y(Yes)/N(No) whether switching service meets needs. If inadequate, provide information via message to DFSC-F.
- (12) Modes Loaded Simultaneously  
Indicate modes of transportation which can be loaded/offloaded simultaneously. Codes for transportation modes are in appendix C27.

COLUMN

- (13) While Offloading Barge/Tanker Can TT Be Loaded  
Indicate Y(Yes)/N(No).
- (14) While Offloading Barge/Tanker Can TC Be Loaded  
Indicate Y(Yes)/N(No).
- (15) Data Collection Date  
Enter 5-position Ordinal Date on which data was obtained.
- (16) Rail Limitations  
Provide any additional information relative to the facility that would be of benefit in routing transportation equipment in to or out of the facility. (DO NOT USE MORE THAN 20 CHARACTERS.)

PART 5 - PIPELINE

- (1) Pipeline Name  
Indicate name of pipeline company through which facility can receive or ship, or O/S pipeline operating command or authority.
- (2) Pipeline Fill  
Enter the total quantity in barrels of product(s) required to fill the pipeline. Enter MLT for a multi-product pipeline.
- (3) Receiving Pipeline Size  
Indicate size (diameter) of line in inches used for receipt of product.
- (4) Shipping Pipeline Size  
Indicate size (diameter) of line in inches used for shipment of product.
- (5) Product Code  
Indicate code(s) of product grades than can be received/shipped by pipeline. If line is multiproduct, indicate MLT. Product codes are shown in appendix A62.
- (6) Pipeline Receiving Rate (BPH)  
Enter the normal/maximum receiving rate expressed in barrels per hour.
- (7) Pipeline Shipping Rate (BPH)  
Enter the normal/maximum shipping rate expressed in barrels per hour.



COLUMN

- (8) Advance Notice Requirement  
Enter the amount of advance notice (hours) which must be provided to the pipeline company prior to the date and time the shipment may be offered for transportation.
- (9) Data Collection Date  
Enter 5-position Ordinal Date on which data was obtained.

SECTION VI

BULK PETROLEUM STORAGE REVIEW PLANNING DATA

COLUMN

- (1) Tank Number  
Enter tank number.
- (2) Product Code  
Enter product code.
- (3) Fiscal Year  
The review covers a 5-year period - the fiscal year covered in the current Inventory Management Plan and a 4-year projection.
- (4) Programmed Construction/Repair  
Enter programmed storage increases (BBLs).
- (5) Estimated Date of Completion  
Enter estimated 5-position Ordinal Date of completion for programmed construction/repair.
- (6) New Tankage Construction Completion Date  
Enter 5-position Ordinal Date on which construction was completed.
- (7) Tankage Committed to Defuel  
Enter quantity of tankage (barrels) committed to defueling operations, if applicable.
- (8) Tankage Committed to Deballast  
Enter quantity of tankage (barrels) committed to deballast operations, if applicable.
- (9) Tankage Committed to Reclamation  
Enter quantity of tankage (barrels) committed to reclamation operations, if applicable.
- (10) Storage Deletions  
Enter permanent losses (barrels) to usable storage capabilities.
- (11) Storage Conversions (+)  
Enter planned adjustment (barrels) to usable storage by tank conversions.

COLUMN

- (12)        Storage Conversions (-)  
Enter planned adjustment (barrels) to usable storage by tank conversions.
- (13)        Former Product  
Enter product code of product stored in tank prior to conversion.
- (14)        Data Collection Date  
Enter 5-position Ordinal Date in which data was obtained. Repeat columns (1) through (14) for each grade of product.
- (15)        Typed Name of Terminal Manager/Base Fuels Officer  
Self-explanatory.
- (16)        Signature of Preparer  
Self-explanatory.
- (17)        Date  
Enter 5-position Ordinal Date signed by Terminal Manager/Base Fuels Officer.
- (18)        Typed Name of Assistant Terminal Manager/Base Traffic Management Officer  
Self-explanatory.
- (19)        Signature of Preparer  
Self-explanatory.
- (20)        Date  
Enter 5-position Ordinal Date signed by Assistant Terminal Manager/Base Traffic Management Officer.

SECTION VII  
TANKAGE/FACILITY INFORMATION

<u>DATA FIELD</u>	<u>DESCRIPTIVE DETAIL</u>	<u>DATA ENTRY</u>
<u>Fabrication Type</u>	Bolted Steel	B
	Welded Steel	W
	Riveted Steel	R
	Concrete w/Steel Liner	L
	Concrete	C
	Other	O
	Cavern	A
<u>Tank Construction Type</u>	Surface	S
	Cut and Cover	C
	Underground	U
<u>Design Type (Tank)</u>	Fixed Roof	C
	Floating Roof	F
	Horizontal Cylinder	H
	Manifolded Battery of Small Tanks each of which has an individual capacity of less than 500 barrels	M
	Fixed Roof with with Internal Pan	P
<u>Type of Protection (Tank)</u>  (Above ground only. If below ground, leave this column blank.)	(Must be one of the following if tank construction is "S" - Surface)	
	None	N
	Diked	D
	Surrounded by blast wall	B
	Retaining wall will not hold entire contents of tank	R
<u>Tank Status/Berth Status</u>	Fully serviceable - in use	S
	In use - repairs needed	G
	In use - repairs programmed	P
	Serviceable - not in use	N
	Unserviceable - repair underway	D
	Unserviceable - use abandoned	U
	Under construction	C
	Unserviceable - economically feasible to repair, however, no project underway to repair	R

<u>DATA FIELD</u>	<u>DESCRIPTIVE DETAIL</u>	<u>DATA ENTRY</u>
<u>Owner Code - MILSPETS</u>	Army	A
	Navy	N
	Marine Corps	M
	Air Force	F
	Air National Guard	V
	Other - U.S. Government	U
	DFSC	D
	Other	O
	Non U.S.	K
	Leased Commercial	C
	North Atlantic Treaty Organization (NATO)	T
	<u>Tank Limitations</u>	Tank can easily be converted to another product
Tank is on a segregated system serving two or more tanks		S
Other		O
Not equipped for volatile product storage		N
Equipped for volatile product storage		V
<u>Tank Out of Service Reason Code</u>	Not suitable for other than residual fuel storage	R
	For repair	R
	For cleaning	C
	For conversion	D
	Deletions (Due to fire, major disasters, destruction, abandoned)	E
	Unscheduled Repair	U
<u>Type Berth On Shore</u>	T Shaped Pier	T
	L Shaped Pier	L
	Wharf	W
	Mooring Dolphin	D
	Finger Pier	P
	Wharf Quaywall	Q
	Other	O
<u>Type Berth At Sea</u>	Fixed Sea Berth	R
	Floating Sea Berth	S
	Mono Buoy	B
	Two Point Mooring	C
	Three Point Mooring	E
Four Point Mooring	F	

<u>DATA FIELD</u>	<u>DESCRIPTIVE DETAIL</u>	<u>DATA ENTRY</u>
	Five (or more) Point Mooring	G
	Other	Z
<u>Tank Truck Size</u>	7,000 gallons	A
	8,000 gallons	B
	9,000 gallons	C
	10,000 gallons	D
	Other	E
<u>Receiving Modes/ Shipping Modes</u>	Barge	B
	Tanker	T
	Other	O
	Pipeline (other than on facility)	P
	Tank Car	C
	Tank Truck	R
<u>Tank Utilization and Purpose</u>	Receiving, Storage, Bulk Issue	S
	Hydrant Refueling System	H
	Reclamation	R
	Defuel or Debunker	D
	Pipeline Breakout or Holding	P
	Sump Collection or Drainage	O
	Surge Tanks	T
	Ballast/Deballast	B

RESERVED

RESERVED



RESERVED

APPENDIX A45

BONDED FUEL REPORT MESSAGE FORMAT

From: Submitting Activity and DoDAAC

To: DFSC Cameron Station VA (DFSC-0C)

Unclassified

Bonded Fuel Report RCS:DLA(M)1890(DFSC) for Month/Year.

- A. Port of Entry.
- B. Name of Supply Contractor.
- C. Name and Location of Supplying Refinery.
- D. Grade of Fuel and Quantity in Barrels.<sup>1</sup>
- E. API Gravity.
- F. Viscosity.
- G. Date of Import.
- H. Sulfur Percentage by Weight (residual fuels only).

---

<sup>1</sup>Report the quantity of fuel in paragraph D used for purposes that do not qualify for bonded fuel.

APPENDIX A46

DOCUMENTATION OF SPECIAL DFSP TRANSACTIONS

<u>SITUATION</u>	<u>ACTION TO BE TAKEN</u>	<u>REQUIRED AUTHORITY FOR ACTION</u>	<u>DOCUMENTATION INSTRUCTIONS</u>
<u>CHANGE OF GRADE</u>			
A. Stored product is not suitable as original grade but can be used as lower or different grade.	Downgrade	DFSC	Prepare a DD Form 1348-1, Condition/Identify Change Document (see appendix A52).
B. Product from PL Interface/Intermix is in slop or holding tank awaiting blending into specification fuel in main storage system.	Regrade	Local Commander	Same as A. above, in this column.
C. Stored product does not meet deterioration limit but can be returned to deterioration limit by routine terminal operations.	Same as A.	DFSC	Same as A. above, in this column.
D. Receipt of product not normally stored by terminal.	Administrative change of grade of fuel (regrade) to grade usually stocked at terminal	DFSC	Accomplish normal receipt documentation for grade of product received. Then prepare DD Form 1348-1 to change grade as specified in A. above.

<u>SITUATION</u>	<u>ACTION TO BE TAKEN</u>	<u>REQUIRED AUTHORITY FOR ACTION</u>	<u>DOCUMENTATION INSTRUCTIONS</u>
<u>DISPOSAL OF CONTAMINATED FUEL</u>			
E. Stored product is contaminated or changed and cannot be used as any grade nor satisfactorily blended or reworked at terminal.	Dispose of product by turn-in to base fire marshal for firefighter training, if feasible. Authorization to burn fuel is prerequisite.	DFSC	Prepare DD 1348-1 to reflect transfer to base fire marshal. Specify on form that product was administratively condemned. Include source of authority (DFSC or local Commander) and cite message number if appropriate. Also, prepare DD Form 200, per volume II, chapter 9, section L.4.
	Dispose of product by turn-in to DRMO.	DFSC	Prepare document specified by DLA for turning product over to DRMO. Also, prepare DD Form 200, per volume II, chapter 9, section L.4.
<u>TANK CLEANING LOSSES</u>			
F. Product in tank bottom is recoverable. It is not suitable as original grade but it can be used as lower or different grade.	Same as A. above.	Local Commander	Same as A. above, in this column.

<u>SITUATION</u>	<u>ACTION TO BE TAKEN</u>	<u>REQUIRED AUTHORITY FOR ACTION</u>	<u>DOCUMENTATION INSTRUCTIONS</u>
G. Product in tank bottom is recoverable but contaminated beyond satisfactory blending or reworking capability.	Same as E. above.	Local Commander	Same as E. above, in this column
H. Product in tank bottom is nonrecoverable.	Drop from inventory as Determinable Loss.	Local Commander	Prepare DD Form 1348-1. See volume II, chapter 9, section L.4.
<u>COMBAT/MAJOR DISASTER LOSSES</u>			
I. Product is lost, contaminated, or destroyed as result of hostile action in designated combat theatre or major disaster.	Drop from inventory as Determinable Loss.	Local Commander	Prepare DD 1348-1 describing property lost. Form will contain certificate of loss due to combat/disaster and be signed by responsible officer and approved/disapproved by the Commanding Officer or designee. Also, prepare DD Form 200 per volume II, chapter 9, section L.4.
<u>OTHER DETERMINABLE LOSSES</u>			
J. Product is lost due to spills, line breaks, etc., and value of product	Drop from inventory as Determinable Loss.	Local Commander	Same as H. above, in this column.

<u>SITUATION</u>	<u>ACTION TO BE TAKEN</u>	<u>REQUIRED AUTHORITY FOR ACTION</u>	<u>DOCUMENTATION INSTRUCTIONS</u>
loss is in excess of \$100 per occurrence.			
<u>GOVERNMENT-OWNED ADDITIVE</u>			
K. Additive is injected into JP-4 or JP-5.	Downgrade. See volume II, chapter 9, section K.7.	Responsible Officer	Prepare DD Form 1348-1. Form will be signed by responsible officer.
<u>SAMPLES</u>			
L. Product as samples, equivalent to 5 gallons or more, is shipped to petroleum testing laboratory. (Lesser quantities are not documented.)	DFSC receives no reimbursement; therefore, record as Determinable Loss.	Responsible Officer	Prepare DD Form 1149, and show petroleum testing laboratory as consignee.
<u>TERMINAL OPERATION LOSS</u>			
M. There is a terminal operating loss in excess of the available percentage.	See volume II, chapter 9, section J.3.b.	Responsible Officer	Prepare DD Form 200 per volume II, chapter 9, section L.4.
N. There is a terminal operating loss that is within the allowable percentage.	See volume II, chapter 9, section J.3.b.	Responsible Officer	Prepare 1348-1.

<u>SITUATION</u>	<u>ACTION TO BE TAKEN</u>	<u>REQUIRED AUTHORITY FOR ACTION</u>	<u>DOCUMENTATION INSTRUCTIONS</u>
<u>EMERGENCY SALES</u>  O. Product is requested by foreign vessel.	Emergency issue of product can be made if within criteria of volume II, chapter 9, section H.2.b.	Local Commander	Prepare issue document normally used (DD Form 1149 or DD Form 1348-1 showing issue made from Military Service stock. (DFSC does not require copy of this document.) Also, prepare DD Form 1149 to reflect issue of same quantity from DFSC stocks to Military Service stocks.
<u>PRODUCT RETURNS</u>  P. Product is returned to terminal for credit.	Receipt product that meets criteria in volume II, chapter 9, section N.1.	See volume II, chapter 9, section N.2.	Prepare DD Form 250 series receiving document per appendix A28 citing requisition number of consignor; an exception to use of DD Form 250 series documents is in volume II, chapter 5, section B.4.

APPENDIX A47

SAMPLE OF DD FORM 1348-1, USED AS AN INVENTORY DOCUMENT<sup>1</sup>

1	2	3	4	5	6	7	8	9	10	11	12	13	14	15	16	17	18	19	20	21	22	23	24	25	26	27	28	29	30	31	32	33	34	35	36	37	38	39	40	41	42	43	44	45	46	47	48	49	50	51	52	53	54	55	56	57	58	59	60	61	62	63	64	65	66	67	68	69	70	71	72	73	74	75	76	77	78	79	80
DOC. IDENT.		AI FROM		M & S		STOCK NUMBER				U I N S T I T U T I O N		QUANTITY		DOCUMENT NUMBER			S U P P L E M E N T A R Y ADDRESS		I G N A L		F U N D		D I S T R I B U T I O N		P R O J E C T		P R I O R I T Y		R E Q ' D DEL DATE		A D V C Y		R I		UNIT PRICE																																												
P41		S9F		9130		002568613				0056		00000		U, Y7001 9287 0001																					A 287 0298		DOLLARS CTS.																																										
SHIPPED FROM										SHIP TO										MARK FOR		PROJECT										TOTAL PRICE																																															
A										B										C		D										E																																															
WAREHOUSE LOCATION				TYPE OF CARGO		UNIT PACK		UNIT WEIGHT		UNIT CUBE		UFC		NMFC		FREIGHT RATE		DOCUMENT DATE		MAT CONO		QUANTITY																S																																									
F										G		H		I		J		K		L		M		N		O		P		Q		R		S																																													
SUBSTITUTE DATA (ITEM ORIGINALLY REQUESTED)										FREIGHT CLASSIFICATION NOMENCLATURE										PHYSICAL INVENTORY																																																											
T										U										V																																																											
W										X										Y																																																											
SELECTED BY AND DATE				TYPE OF CONTAINERS				TOTAL WEIGHT				RECEIVED BY AND DATE				INSPECTED BY AND DATE																																																															
1				2				3				7				8																																																															
PACKED BY AND DATE				NO. OF CONTAINERS				TOTAL CUBE				WAREHOUSED BY AND DATE				WAREHOUSE LOCATION																																																															
4				5				6				9				10																																																															
REMARKS:																																																																															
AA										BB		CC		DD		EE																																																															
FIRST DESTINATION ADDRESS										DATE SHIPPED																																																																					
11										12										14										15																																																	
13 TRANSPORTATION CHARGEABLE TO										14 BLADING, AWB, OR RECEIVER'S SIGNATURE (AND DATE)										15 RECEIVER'S DOCUMENT NUMBER																																																											

DD Form 1348-1, SEP 87 Jun 86 edition may be used. FORM APPROVED. OMB NO. 0704-0188 DOD SINGLE LINE ITEM RELEASE/RECEIPT DOCUMENT

Instructions for the preparation of DD Form 1348-1, as a physical inventory report, are in appendix B29.

SPECIAL INSTRUCTIONS

1. Block V. Enter words "PHYSICAL INVENTORY."
2. Block Y. Name/Grade/Title/Signature of the individual responsible for the actual inventory.

<sup>1</sup>DD Form 1348-1 will be used as an interim standard document until a new fuels form is developed.



3. Blocks not prescribed for use will be left blank, except for Optional Use blocks AA through GG which may be used for local data if desired.

4. When applicable, a "Quantity Statement" will be entered as follows:

#### QUANTITY STATEMENT

The actual inventory quantity includes/does not include \_\_\_\_\_ gallons of product received/shipped after 2400 hours<sup>1</sup> and reported to DFAMS on TSN \_\_\_\_\_, receipt/shipment date<sup>2</sup> to provide an audit trail and to facilitate the inventory status reconciliation, the P41 transaction quantity reported to DFSC for this reporting period is \_\_\_\_\_ gallons (the physical inventory quantity minus (receipt) and/or plus (shipment)).

5. When a physical inventory document requires correction, the following action will be taken. Circle erroneous data and enter the correct data above or next to it where both can be clearly read. Enter the error correction day (Julian day) in block S. Enter the word "CORRECTION" in block V, as appropriate. Submit a correction or reversal P41 transaction (action code C in cc 44) to DFAMS.

---

<sup>1</sup>Date of last calendar day of preceding month.

<sup>2</sup>Completion date of transfer of product.

RESERVED

RESERVED

APPENDIX A50

SAMPLE OF DD FORM 1348-1, USED AS AN INVENTORY ADJUSTMENT DOCUMENT<sup>1</sup>

1	2	3	4	5	6	7	8	9	10	11	12	13	14	15	16	17	18	19	20	21	22	23	24	25	26	27	28	29	30	31	32	33	34	35	36	37	38	39	40	41	42	43	44	45	46	47	48	49	50	51	52	53	54	55	56	57	58	59	60	61	62	63	64	65	66	67	68	69	70	71	72	73	74	75	76	77	78	79	80
DOC. IDENT.	RI FROM	M S	STOCK NUMBER	FSC	NUN	ADD	QUANTITY	DOCUMENT NUMBER	REQUISITIONER	DATE	SERIAL	SUPPLEMENTARY ADDRESS	SIGNATURE	UNIT	DISTRIBUTION	PRODUCT	POLITY	REQ'D DEL DATE	ADVICE	RI	UNIT PRICE	DOLLARS	CTS.																																																								
P42	S9F		9130	002568613			00 01000	U, Y7001	9287	0001					D						T02	1A2,87	01,91																																																								
SHIPPED FROM								SHIP TO								MARK FOR		PROJECT		TOTAL PRICE		DOLLARS	CTS.																																																								
WAREHOUSE LOCATION	TYPE OF CARGO	UNIT PACK	UNIT WEIGHT	UNIT CUBE	UFC	NMFC	FREIGHT RATE	DOCUMENT DATE	MKT COND	QUANTITY																																																																					
SUBSTITUTE DATA (ITEM ORIGINALLY REQUESTED)	FREIGHT CLASSIFICATION NOMENCLATURE	INVENTORY ADJUSTMENT																																																																													
ITEM NOMENCLATURE																																																																															
SELECTED BY AND DATE	TYPE OF CONTAINER(S)	TOTAL WEIGHT	RECEIVED BY AND DATE	INSPECTED BY AND DATE																																																																											
PACKED BY AND DATE	NO. OF CONTAINER(S)	TOTAL CUBE	WAREHOUSED BY AND DATE	WAREHOUSE LOCATION																																																																											
REMARKS:																																																																															
FIRST DESTINATION ADDRESS	DATE SHIPPED																																																																														
TRANSPORTATION CHARGEABLE TO	BLADING, AWR, OR RECEIVER'S SIGNATURE (AND DATE)	RECEIVER'S DOCUMENT NUMBER																																																																													

DD Form 1348-1, SEP 87

Jun 86 edition may be used.

FORM APPROVED. OMB NO. 0704-0188

DOD SINGLE LINE ITEM RELEASE/RECEIPT DOCUMENT

Instructions for the preparation of DD Form 1348-1 as an inventory adjustment (inventory loss/line break) are in appendix B30.

<sup>1</sup>DD Form 1348-1 will be used as an interim standard document until a new fuels form is developed.

SPECIAL INSTRUCTIONS

1. When type adjustment code M is used, the following criteria must be met. Type adjustment code B (rp 54) will be used for the loss document/transaction; code M will be used only for the gain document/transaction. The same document number (rp 30-43) will be used for both the loss and gain document/transaction. Suffix A (rp 44) will be used for the loss document/transaction; code B will be used for the gain document/transaction.
2. When type adjustment code A is used, the TSN of the P42 should be less than the TSN of the P41. This will prevent a computer generated inventory operating gain/loss adjustment from processing before all transactions are recorded.
3. When an inventory adjustment document requires correction or reversal, the following actions will be taken. Circle erroneous data and enter the correct data above or next to it where both can be clearly read. Enter the error correction or reversal day (Julian day) in block S. Enter the word "CORRECTION" or "REVERSAL" in block V, as appropriate. Submit a correction or reversal P42 transaction (action code C or R in rp 22) to DFAMS in accordance with procedures in volume V, chapter 2.
4. Block V. Enter "INVENTORY ADJUSTMENT."
5. Block Y. Enter name/grade/title and signature of the individual responsible for approving inventory adjustment documents.
6. Blocks not prescribed for use will be left blank, except for Optional Use blocks AA through GG which may be used for local data if desired.

RESERVED

APPENDIX A52

SAMPLE OF DD FORM 1348-1, USED AS A CONDITION/IDENTITY CHANGE/  
DOWNGRADE DOCUMENT<sup>1</sup>

1	2	3	4	5	6	7	8	9	10	11	12	13	14	15	16	17	18	19	20	21	22	23	24	25	26	27	28	29	30	31	32	33	34	35	36	37	38	39	40	41	42	43	44	45	46	47	48	49	50	51	52	53	54	55	56	57	58	59	60	61	62	63	64	65	66	67	68	69	70	71	72	73	74	75	76	77	78	79	80
DOC. IDENT.		RI FROM		STOCK NUMBER		ADD		QUANTITY		DOCUMENT NUMBER			REQUISITIONER		DATE		SERIAL		SUPPLEMENTARY ADDRESS		SIGNATURE		DISTRIBUTION		PROJECT		PARTY		REQ'D DEL DATE		A D D L E		R I		UNIT PRICE		DOLLARS		CTS.																																								
P43		S9F		9130		002568613		00		01000			U		Y7001		9287		0001		D I		0 113 000		1273		123		77		A I T O 2		I A B 2		187		03		64																																								
SHIPPED FROM										SHIP TO										MARK FOR		PROJECT								TOTAL PRICE		DOLLARS		CTS.																																													
A										B										C		D								E		F		G		H		I		J		K		L		M		N		O		P		Q		R		S																					
WAREHOUSE LOCATION										TYPE OF CARGO		UNIT PACK		UNIT WEIGHT		UNIT CUBE		UFC		NMFC		FREIGHT RATE		DOCUMENT DATE		MAT CONO		QUANTITY																																																			
SUBSTITUTE DATA (ITEM ORIGINALLY REQUESTED)										FREIGHT CLASSIFICATION NOMENCLATURE										CONDITION/IDENTITY CHANGE																																																											
T										U										V																																																											
W										X										Y																																																											
SELECTED BY AND DATE					TYPE OF CONTAINERS					TOTAL WEIGHT					RECEIVED BY AND DATE					INSPECTED BY AND DATE																																																											
1					2					3					7					8																																																											
PACKED BY AND DATE					NO. OF CONTAINERS					TOTAL CUBE					WAREHOUSED BY AND DATE					WAREHOUSE LOCATION																																																											
4					5					6					9					10																																																											
REMARKS:																																																																															
AA										BB										CC										DD										EE																																							
FIRST DESTINATION ADDRESS										DATE SHIPPED																																																																					
11										12										14										15																																																	
13 TRANSPORTATION CHARGEABLE TO										14 BLADING, AWB, OR RECEIVER'S SIGNATURE (AND DATE)										15 RECEIVER'S DOCUMENT NUMBER																																																											

DD Form 1348-1, SEP 87

Jun 86 edition may be used.

FORM APPROVED. OMB NO. 0704-0188

DOD SINGLE LINE ITEM RELEASE/RECEIPT DOCUMENT

Instructions for the preparation of DD Form 1348-1 as a change to condition, identity, or downgrade are in appendix B31.

SPECIAL INSTRUCTIONS

1. Management indicator (72) identifies single or multiple actions and is a mandatory entry. When used for supply condition change only (management indicator C), positions 51-63 (NSN-From) must

DD Form 1348-1 will be used as an interim standard document until a new fuels form is developed.

be blank and positions 66 and 71 must contain different supply condition. When used for identity change only (management indicator B), position 66 (Condition-To) must be blank and positions 8-20 and 51-63 must contain different NSNs. When used for simultaneous condition/identity change (management indicator D), positions 8-20/51-63 (NSN-To/From) and 66/71 (Condition-To/From) must contain different NSNs) supply condition. When using P43 for an identity change, if the NSN (To) has a different unit of issue than the NSN (From), the unit of issue applicable to the NSN (From) applies to the quantity affected.

2. When a condition/identify change document requires reversal, the following actions will be taken. Circle erroneous data and enter the correct data above or next to it where both can be clearly read. Enter the error reversal day (Julian day) in block S. Enter the word "REVERSAL" in block V, as appropriate. Submit a reversal P43 transaction (action R in rp 22) to DFAMS in accordance with procedures at volume V, chapter 2. Special interim procedure: Activities not relieved from submitting RCS:1883 Report/DD Form 1788 to DFSC will forward a copy of corrected/reversed DD Form 1348-1, inventory adjustment, without delay.

3. See appendix B31 for P43 transaction format.

4. Block V. Enter "CONDITION/IDENTITY CHANGE."

5. Block Y. Name/grade/title and signature of the individual responsible for approving condition/identity change documents.

6. Blocks not prescribed for use will be left blank, except for Optional Use blocks AA through GG which may be used for local data if desired.



RESERVED

DFSP INVENTORY RECONCILIATION DOCUMENT REGISTER

11 MAY 83 PCN-DFSC-330210-1-0 SAMPLE DFSP INVENTORY RECONCILIATION DOCUMENT REGISTER PAGE 1,0001  
DFSP: WK4SAU DFSP DONGE METZ,FRAN NSN: 9140-00-286-5294 PRODUCT: DF2 UNIT OF ISSUE: GL DFSC-O

RECONCILIATION FOR APR 83 INVENTORY MONTH CUT-OFF DATE 83120 COMPLETION DATE 83131 TOLERANCE 00.07%

DIC TO D STOCK NATIONAL C A QTY CONTRACT/CLIN TO SUPAAC S F CARGO NO DLVY RIC F C M ACT M TSN/  
OB ATHY/AGNO ORG/CON SHIP NO DO BILL/LDG PR FR S N G DAY S SF

P43 S9F A 9140-01-036-2767 0015933 WK4SAU31175002 D J C11 D 117 0003  
9140-00-286-5294 TO FIND MATCHING TRANSACTION(S) RELATED TO THE ABOVE TRANSACTIONS SEE DFSP WK4SAU A NSN 91300010362767 INVENTORY MONTH 8304 TSN 0001

P43 S9F A 9140-00-286-5294 0000439 WK4SAU3117J003 R C11 B 117 0006  
9140-00-286-5294 TO FIND MATCHING TRANSACTION(S) RELATED TO THE ABOVE TRANSACTIONS SEE DFSP WK4SAU A NSN 9130002568613 INVENTORY MONTH 8304 TSN 0003

P30 S9F A 9140-00-286-5294 5569823 82D05751501 WK4SAU C00533 0049 C11 Z 104 Z 0001  
9140-00-286-5294 TO FIND MATCHING TRANSACTION(S) RELATED TO THE ABOVE TRANSACTIONS SEE DFSP WK4SAU A NSN 9130002568613 INVENTORY MONTH 8304 TSN 0003

P41 S9F A 9140-00-286-5294 0 5 9797172 WK4SAU3120D100 C11 A 120 0002  
9140-00-286-5294 TO FIND MATCHING TRANSACTION(S) RELATED TO THE ABOVE TRANSACTIONS SEE DFSP WK4SAU A NSN 9130002568613 INVENTORY MONTH 8304 TSN 0003

P22 S9F A 9140-00-286-5294 7971392 WK6SAV3091D001 WK6SAV 15 C11 120 B 0003  
9140-00-286-5294 TO FIND MATCHING TRANSACTION(S) RELATED TO THE ABOVE TRANSACTIONS SEE DFSP WK4SAU A NSN 9130002568613 INVENTORY MONTH 8304 TSN 0003

P21 S9F A 9140-00-286-5294 0041283 WK4FV330910001 C JV 15 C11 120 B 0004  
9140-00-286-5294 TO FIND MATCHING TRANSACTION(S) RELATED TO THE ABOVE TRANSACTIONS SEE DFSP WK4SAU A NSN 9130002568613 INVENTORY MONTH 8304 TSN 0003

P42 S9F S 9140-00-286-5294 0047740 WK4SAU31205294 A E C11 L A 120 9999  
9140-00-286-5294 TO FIND MATCHING TRANSACTION(S) RELATED TO THE ABOVE TRANSACTIONS SEE DFSP WK4SAU A NSN 9140002862294 INVENTORY MONTH 8303 TSN 9999

RE-RECONCILIATION FOR 8303 INVENTORY MONTH COMPLETION DATE 83115

DIC TO D STOCK NATIONAL C A QTY CONTRACT/CLIN TO SUPAAC S F CARGO NO DLVY RIC F C M ACT M TSN/  
OB ATHY/AGNO ORG/CON SHIP NO DO BILL/LDG PR FR S N G DAY S SF

P21 S9F A 9140-00-286-5294 0060747 WK4FV330620001 C11 0001  
9140-00-286-5294 TO FIND MATCHING TRANSACTION(S) RELATED TO THE ABOVE TRANSACTIONS SEE DFSP WK4SAU NSN 9140002862294 INVENTORY MONTH 8303 TSN 0001

P42 S9F S 9140-00-286-5294 0012637 WK4SAU30905294 A E C11 L A 090 9999  
9140-00-286-5294 TO FIND MATCHING TRANSACTION(S) RELATED TO THE ABOVE TRANSACTIONS SEE DFSP WK4SAU NSN 9140002862294 INVENTORY MONTH 8303 TSN 9999

I CERTIFY THAT THE TRANSACTIONS REFLECTED ON THIS DOCUMENT REGISTER ARE COMPLETE AND ACCURATE AND REPRESENT ALL ACTIONS AFFECTING THIS ACCOUNT DURING THE MONTH IN THE SEQUENCE SHOWN. EACH TRANSACTION EXCEPT A FINAL AUTOMATIC RECONCILIATION ADJUSTMENT IS SUPPORTED BY A VALID AUDITABLE SOURCE DOCUMENT

NAME/GRADE AND SIGNATURE OF DFSC AUTHORIZED REPRESENTATIVE/RESPONSIBLE OFFICER/  
/GAR/CONTRACTOR REPRESENTATIVE

APPENDIX A55

INSTRUCTIONS FOR PREPARING THE BULK PETROLEUM  
TERMINAL MESSAGE REPORT  
(RCS:DLA(W)1884(DFSC)MIN)

A. HEADING

1. Name of activity submitting the report which, in some cases may be different from the terminal(s) listed in the body of the report.
2. Julian date of report, name, and commercial or AUTOVON phone number of individual preparing the report. The name and phone number is required to furnish DFSC-0 with a point of contact if questions arise as a result of the report.
3. Terminal name and applicable DoDAAC of terminal being reported.

B. SECTION I (INVENTORY DATA) - REPORTED BY ALL TERMINALS

1. Column A, Grade of Product. Enter the 3-position product code for the grade of product being reported.
2. Column B, Total Receipts/Gains. Report the total quantity (to the nearest thousand barrels for fuels and barrels for lubes) of product by grade received or gained during the previous week.
3. Column C, Receipts from Procurement. Report the total quantity (to the nearest thousand barrels for fuels and barrels for lubes) of product received from all contract sources.
4. Column D, Sales. Report the total quantity (to the nearest thousand barrels for fuels and barrels for lubes) of product issued from DLA stocks to consuming activities.
5. Column E, Physical Inventory. Report the quantity (to the nearest thousand barrels for fuels and barrels for lubes) of product by grade on hand in terminals and pipelines as of the reporting date. Those terminal complexes reporting inventories for cross-country pipelines (e.g., Spain, Italy, Germany, UK, and Korea) will identify by footnote in section III that portion of inventory shown in this column that is in cross-country pipeline between terminals within a reporting complex, as opposed to terminal inventories.
6. Column F, Storage Capacity. Shell capacity minus total volumetric capacity of space lost within tankage because of safe fill level limitations and/or that attributable to structural loss. If

exact data are not available, enter the total of 95 percent of the shell capacity of the tank plus 100 percent of the terminal pipeline and manifold capacity. Cross-country pipelines will not be included. Storage capacity will be reported to the nearest thousand barrels for fuels and barrels for lube oil. Tankage out of service is not to be included. The purpose of this entry is to permit determination of existing ullage.

7. Column G, Expected 30-Day Issues and Transfers. Estimated total quantity (to the nearest thousand barrels for fuels and barrels for lube oils) of product expected to be issued and transferred by the terminal during the next 30 days. This quantity will represent total issues, including issues to using activities; issues against RIK agreements; issues for downgrading, and transfer to other DFSPs.

8. Column H, Estimated 30-Day Sales. Report the total estimated quantity (to the nearest thousand barrels for fuels and barrels for lube oils) of that reported under column G above which is expected to be issued to consuming activities during the next 30 days; i.e., reimbursable issues.

9. Column I, Estimated 30-Day Receipts. Report estimated total quantity (to the nearest thousand barrels for fuels and barrels for lube oils) of product expected to be received within the next 30 days. This quantity will represent total expected receipts from contract sources; transfers from other DFSPs; returns for credit; RIK agreements; recovery from downgrading, and capitalized stocks.

10. Column J, Expected 30-Day Receipts from Procurement. Report the total estimated quantity (to the nearest thousand barrels for fuels and barrels for lube oils) of product which is expected to be received from contract sources within the next 30 days.

11. Column K, Total Issues/Losses. Report the total quantity (to the nearest thousand barrels for fuels and barrels for lubes) of product by grade issued during the previous week.

C. SECTION II (TANKER DATA) - REPORTED BY OCEAN TERMINALS ONLY

Columns A through D reflect the products, cargo numbers, vessel names, and quantities discharged since the previous report. Columns E through H reflect the products, cargo numbers, vessel names, and quantities in port awaiting discharge or in the process of discharging.

1. Column A, Grade of Product. Enter the 3-position product code for the grade of product being reported.

2. Column B, Cargo Number(s) of Discharge(s). Enter cargo number(s) discharged since the previous week's report.

3. Column C, Vessel Name. Enter abbreviated code name of vessel which discharged the product. Abbreviated vessel name codes are shown in DFSC 4705.1, "Data Element Codes for Tanker Distribution."

4. Column D, Quantity Discharged. Enter quantity (to the nearest thousand barrels for fuels and barrels for lube oils) of product discharged.

5. Column E, Grade of Product. Enter the 3-position product code for the grade of product being reported.

6. Column F, Cargo Number(s) Awaiting Discharge. Enter cargo number(s) of vessel(s) in port awaiting discharge or in the process of discharging as of the date of the report.

7. Column G, Vessel Name. Enter abbreviated name of vessel(s) awaiting discharge or in the process of discharging product.

8. Column H, Quantity Awaiting Discharge. Enter quantity of product aboard to the nearest thousand barrels for fuels and barrels for lube oils. This quantity should be included in columns I and J, section I. No portion of cargoes reported in this column will be reported as physical inventory (column E, section I).

D. SECTION III (REMARKS) - REPORTED BY ALL TERMINALS. Report conditions that significantly impact on the terminal's support capability such as:

1. Tankage temporarily taken out of service. Report the following:

- a. Tank number.
- b. Grade of product.
- c. Shell capacity (in thousands of barrels).
- d. Actual date tankage became unserviceable.
- e. Reason for tankage out of service.
- f. Scheduled return date.
- g. Grade of product scheduled for return.

2. Recap of tankage taken out of service. Report all tanks temporarily out of service on the first weekly report of each month with the data in 1a through g above.

3. Tankage Permanently Taken Out of Service. Report the data in 1.a. through e. above. This condition will be reported only once-- when it happens. Such tanks will be identified and reported as abandoned on all documents (506 report, etc.).

4. Tankage Scheduled to be Taken Out of Service. Report this condition for tanks scheduled to be taken out of service within the next 90-day period.

5. Tankage (Converted or New) Being Placed in Service. Report the following when this condition will take place within the next 30 days:

- a. Tank number.
- b. Grade of product.
- c. Shell capacity (in barrels).
- d. Tank bottom (in barrels).
- e. Unusable space (in barrels).
- f. Manifold inventory (in barrels).
- g. Data tankage is expected to be in service.

6. Anticipated Inventory Changes. Report the following conditions and their expected duration:

- a. Unusual terminal changes in consumption or downgrading.
- b. Inventory changes in cross-country pipelines between terminals within a reporting complex.

7. Port Facility Changes. Report temporary or permanent changes that will occur in discharging or loading capability.

APPENDIX A56

BULK PETROLEUM MESSAGE REPORT FORMAT

From: Submitting Activity and DoDAAC Code

To: DFSC-OI/DFSC-FM

Info: JPO, Service HQ, Applicable DFR

UNCLASSIFIED

Bulk Petroleum Terminal Message Report, (RCS: DLA (W)1884(DFSC)).

As of 0800, Day/Month/Year (NAME AND PHONE NUMBER OF INDIVIDUAL PREPARING REPORT) TERMINAL ALPHA DoDAAC AB0001.

SECTION I INVENTORY DATA

<u>A</u>	<u>B</u>	<u>C</u>	<u>D</u>	<u>E</u>	<u>F</u>	<u>G</u>	<u>H</u>	<u>I</u>	<u>J</u>	<u>K</u>
JP4	410	136	230	650	885	700	500	800	600	230
JP5	180	30	190	495	500	200	200	210	0	225
DFM	50	50	50	136	175	175	00	0	0	50

SECTION II TANKER DATA

<u>A</u>	<u>B</u>	<u>C</u>	<u>D</u>	<u>E</u>	<u>F</u>	<u>G</u>	<u>H</u>
JP4	C0891	FN LDY	149	JP4	C0920	EG TSP	210
JP4	C0892	BR TEN	125	DFM	B0691	BAR JN	102
JP5	C0891	FN LDY	150				

SECTION III REMARKS

A. One 25M DFM tank to be converted to JP5 service during Marc still included in DFM storage.

B. Cross-country pipeline fill JP4 100M Bbls.

APPENDIX A57

MATRIX OF DFSPs, ORDERING ACTIVITIES, ASSOCIATED CODES,  
AND QUALITY SURVEILLANCE RESPONSIBILITIES<sup>1</sup>

A. This appendix consolidates information required for use in the following chapters of volume II:

1. Chapter 4, Ordering, Requisitioning, and Slating.
2. Chapter 7, Quality Surveillance.
3. Chapter 9, Bulk Fuel Accountability.
4. Chapter 10, Terminal Inventory Requirements and Levels.

B. All currently available activity address, routing identifier, medium of transmission, state/country/region of country, and ordering activity codes are listed. In addition, quality surveillance responsibilities, types of DFSPs, and DICPs are identified.

C. Associated management/reporting codes shown in the listing are defined as follows:

1. AAC.....Activity Address Code (DoD and non-DoD).
2. RI.....Routing Identifier.
3. Medium of Transmission.....refer to appendix C26 for explanation.
4. St/C Code.....State/Country/Region of Country Code.
5. Order Activity.....Per Federal Acquisition Regulation or DFSC.

D. Changes will be coordinated with DFSC-0, Cameron Station, Alexandria, VA 22304-6160 (AUTOVON 284-7011).

E. The DFSP list is divided in two parts (A. CONUS and B. Overseas) with the following format:

DFR (or JPO).

DFSPs associated with the DFR/JPO:

Ordering Activities associated with the DFSP.

---

<sup>1</sup>See index on following page.



INDEX

<u>Defense Fuel Regions/JPO</u>	<u>PAGE</u>
1. DFR-NE.....	A57-3
2. DFR-SE.....	A57-11
3. DFC-C.....	A57-22
4. DFR-SW.....	A57-31
5. DFR-W.....	A57-36
6. DFR-A.....	A57-43
7. DFR-CR.....	A57-44
8. SOCOM/JPO.....	A57-44
9. LANTCOM/JPO.....	A57-45
10. DFR-P.....	A57-47
11. DFR-E.....	A57-49
12. DFR-ME.....	A57-56

DFRs and associated DFSPs, PLs, Ordering Activities & Designated Intermediate Control Points (DICP); JPOs

AAC	RI	Quality Surveillance Responsibility	DICP	Type DFSP	Medium	St/C Code	Order Code: FAR DFSC
-----	----	-------------------------------------	------	-----------	--------	-----------	----------------------

A. CONTINENTAL UNITED STATES

1. DFR Northeast, McGuire AFB, NJ SJ0602 T76

D	34	20
---	----	----

a. DFSPs Norfolk, VA	N00189	NNB	(U.S. Navy)	GOGO	A	51	FP (NSC NFK)
1) Langley AFB, 4500 SUP SQ, VA	FP4800	DKF	SC0600		A	51	
2) Virginia, ANG, Sandston, VA	FP6461	DKB	FP4800		A	51	KF
3) West Virginia ANG, Charleston, WV	FP6481	DKJ	FP4488		A	54	KJ
4) NAS Yorktown, VA	N00109	P72			A	51	F1
5) NSY Norfolk, Portsmouth, VA	N00181	NKZ			A	51	FM
6) NAS Norfolk, VA	N00188	PNZ			A	51	H2
7) Camp Peary, Williamsburg, VA	N63063		SJ0602		P	51	EQ
8) Fort Pickett, Blackstone, VA	W26DKK	AXN			A	51	1E
9) USP & F0 for Virginia, Richmond, VA	W2668F				A	51	7C

DFRs and associated  
DFSPs, PLs, Ordering  
Activities & Designated  
Intermediate Control  
Points (DICP); JPOS

	AAC	RI	Quality Surveillance Responsibility	DICP	Type DFSP	Medium	St/C Code	Order Code	Code: FAR DFSC
10) Army Aviation Support Fac., Richard Byrd Int'l. Arpt. VA	W26L8H			W26L8F		A	51		
11) Fort Eustis, Newport News VA	W26ULK	AX8				P	51	2N	
12) CGRTC Yorktown, VA	Z63100					A	51		
13) NASA Wallops Island, VA	803303					P	51		
14) Fort A.P. Hill, Bowling Green, VA	W26DJS	AXK				A	51		1H
15) NAB Little Creek, VA	N61414	P82				P	51	4B	
b. <u>DFSP Burlington, VT</u>	UY7001	T02	DFR-NE	SJ0602	COCO	D	50		
1) Vermont ANG, Burlington, VT	FP6451	DBU		FP4678		A	50		BU
2) USP & FO for Ver- mont, Winooski, VT	W18G70					A	50		7B
c. <u>DFSP Jacksonville, NJ</u>	UY7003	T11	DFR-NE		COCO	D	34		
1) NSY Philadelphia, PA	N00151	NJZ				A	42	EY	
2) Nav Air Dev Ctr. Warminster, PA	N62269	P33				A	42	JC	

DFRs and associated DFSPs, PLs, Ordering Activities & Designated Intermediate Control Points (DICP); JPOs

	AAC	RI	Quality Surveillance Responsibility	DICP	Type DFSP	Medium	St/C Code	Order Code	DFSC
3) Nav Air Prop Test Ctr, Trenton, NJ	N62376	P55				P	34	4K	
4) Nav Air Eng Ctr, Lakehurst, NJ	N68335	P62				A	34	3U	
5) USP & F0 for New Jersey, Trenton, NJ	W15MCC					A	34		9X
6) Army Avn Spt Fac, West Trenton, NJ	W15MCH			W15MCC		A	34		
7) FAA NAFEC Rec Ofcr, Pomona, NJ	692225					P	34	6B	
d. DFSP Newington, NH	UY7004	T17	DFR-NE	SJ0602	GOCO	D	33		
1) GE ACFT.Engine GP Lynn, MA	EY 7735					P	25		AY
2) Hanscom AFB, 3245 AB GP, MA	FP2835	DAB				A	25		AV
3) Pease AFB, 509 BOMB WG, NH	FP4623	DBJ				A	33		BJ
4) Army M & MRC, Watertown, MA	W13BW5					A	25	D6	
5) Fort Devens, Ayer, MA	W13GN5	AX1				A	25	1K	

DFRs and associated DFSPs, PLs, Ordering Activities & Designated Intermediate Control Points (DICP); JPOs

	AAC	RI	Quality Surveillance Responsibility	DICP	Type DFSP	Medium	St/C Code	Order Code FAR	DFSC
6) USP & FO for New Hampshire Concord, NH	W14KUL					A	33		9W
e. <u>DFSP Piney Point, MD</u>	UY7005	T22	DFR-NE	SJ0602	COCO	D	24		
1) Maryland ANG, Baltimore, MD	FP6191	DJZ		FP4425		A	24		JZ
2) 911 MIL ALFT GP, Greater Pittsburg, Airport, PA	FP6712	DJB		FP3060		A	42		JB
3) Naval Ships Parts Control Center, Mechanicsburg, PA	N00104	N35				A	42	EP	
4) Nav Air Test Ctr., Patuxent	N00421	PRZ				A	24	M8	
5) NSR&DC Annapolis MD	N61533					A	24	HW	
6) Fort Meade, Oden-ton, MD	W23A71	AXP				P	24	1J	
7) Aberdeen Proving Grounds, MD	W23HYY	B71				P	24	BM	
8) Maryland ARNG, Edgewood, MD	W23NIF			W23R7B		A	24		
9) USP & FO for Maryland, Havre de Grace, MD	W23R7B					A	24		9T

DFRs and associated DFSPs, PLs, Ordering Activities & Designated Intermediate Control Points (DICP); JPOs	AAC	RI	Quality Surveillance Responsibility	DICP	Type DFSP	Medium	St/C Code	Order Code FAR	DFSC
10) USP & F0 for Pennsylvania, IGMR, Annville, PA	W25DLJ					A	42		9Z
11) New Cumberland Army Depot, PA	W25G1T	ANO				A	42	D2	
12) USP & F0 for West Virginia, Buckhannon, WV	W27L8R					A	54		7D
13) West Virginia ARNG, Parkersburg, WV	W27L8L			W27L8R		A	54		
f. Piney Point Industries; Anacostia, DC to Andries AFB, MD Piney Point MD	UY7061	T57	DFR-NE	SJ0602	P/L	D	24		
1) Andrews AFB, 1 COMP WG, MD	FP4425	DJU				A	24		JU
2) West Virginia, ANG, Martinsburg, WV	FP6482	DKK		FP4425		A	54		KK
3) MCAS Quantico, VA	N00262	PVZ				A	51		J6
4) Fort Belvoir, USAEC VA	W26VZG	AX7				A	51		2M
g. <u>DFSP Port Douglas Keeseville, NY</u>	UY706	T23	DFR-NE	SJ0602	COCO	D	36		

DFRS and associated DFSPs, PLs, Ordering Activities & Designated Intermediate Control Points (DICP); JPOs	AAC	RI	Quality Surveillance Responsibility	DICP	Type DFSP	Medium	St/C Code	Order Code	DFSC
1) Plattsburg AFB, 380 BOMB WG, NY	FP4615	DHK				A	36	HK	
<u>h. DFSP Port Mahon, DE</u>	UY7007	T25	DFR-NE	SJ0602	COCO	D	10		
1) Dover AFB, 436 MIL ALFT WG, DE	FP4497	DJN				A	10	JN	
2) CGAS Cape May, NJ	Z20125	ZWV				A	34	5C	
3) Delaware ANG, New Castle, DE	FP6081	DJK		FP4497		A	10		
<u>i. DFSP Searsport, ME</u>	UY7008	T31	DFR-NE	SJ0602	GOCO	D	23		
1) Goose AB, Labrador, Newfoundland	FP4457						ND	GQ	
2) Loring AFB, 42 BOMB WG, ME	FP4678	DBQ				A	23	BQ	
3) Maine ANG, Bangor, ME	FP6181	DBK		FP4678		A	23	BK	
4) USP&FO for Maine, Augusta, ME	W12L3Z					A	23	9V	
<u>j. DFSP Verona, NY</u>	UY7009	T32	DFR-NE	SJ0602	GOCO	D	36		
1) New York ANG, Schenectady County Airport, NY	FP6323	DHJ		FP4615		A	36	HJ	

DFRs and associated DFSPs, PLs, Ordering Activities & Designated Intermediate Control Points (DICP); JPOs

	AAC	RI	Quality Surveillance Responsibility	DICP	Type DFSP	Medium	St/C Code	Order Code
2) New York ANG, Hancock Field, Syracuse, NY	FP6324	DHN		FP4616		A	36	HN
3) 914 TAC ALFT GP, Niagara Falls, NY	FP6670	DHY		FP6221		A	36	HY
4) Fort Drum, Watertown, NY	W16XU7					A	36	1M
5) Army Aviation Sup Facility #3, Albany NY	W16L6S					A	36	9Y
6) Seneca Army Depot, Romulus, NY	W16G1A	B40		W16BE7		A	36	
k. Interstate Storage & Pipeline Co.: Burlington to McGuire AFB, NJ	UY7050	T45	DFR-NE	SJ0602	P/L	D	34	
1) McGuire AFB, 438 MILALFT WG, NJ	FP4484	DBY				A	34	BY
1. Jet Lines, Inc.; New Haven, CT to Ludlow, MA	UY7051	T46	DFR-NE	SJ0602	P/L	D	09	

P.O. Box 582  
Burlington, NJ  
08016

522 Cottage Grove Road  
Bloomfield, CT 06002



DFRS and associated DFSPs, PLs, Ordering Activities & Designated Intermediate Control Points (DICP); JPOs	AAC	RI	Quality Surveillance Responsibility	DICP	Type DFSP	Medium	St/C Code	Order Code FAR	DFSC
1) Connecticut ANG, Windsor Locks, CT	FP6071	DBV		FB2835		A	09		BV
2) Massachusetts ANG, Westfield, MA	FP6201	DAU		FP4623		A	25		AU
m. <u>Piney Point Industries; Anacostia, DC to Andrews AFB, MD Piney Point, MD</u>	UY7061	T57	DFR-NE	SJ0602	P/L	D	24		
1) Andrews AFB, 1 COMP WG, MD	FP4425	DJU				A	24		JU
n. <u>Buckeye Pipe Line Co.; DFSP Verona to Griffiss AFB, NY</u>	UY7072	T43	DFR-NE	SJ0602	P/L	D	36		
30 Rockefeller Plaza, N.Y., 10020									
1) Griffiss AFB, 416 Bomb WG, NY	FP4616	DHQ				A	36		HQ
o. <u>Standard Transmission Corp; North Landing to NAS Oceana, VA</u>	UY7081	T68	DFR-NE	SJ0602	P/L	D	51		
317 West Broadway Cushing, OK									
NAS Oceana, Virginia Beach, VA	N60191	POZ				A	51	4A	
p. <u>DFSP Melville (Incl. Newport), Portsmouth, RI</u>	UY7105	T13	DFR-NE	SJ0602	GOCO	D	44		

DFRs and associated DFSPs, PLs, Ordering Activities & Designated Intermediate Control Points (DICP); JPOs	AAC	RI	Quality Surveillance Responsibility	DICP	Type DFSP	Medium	St/C Code	Order Code:	
								FAR	DFSC
1) Massachusetts ANG, Otis AFB, MA	FP6202	DAW	FP4806	FP4806		A	25		AW
2) Rhode Island ANG, Warwick, RI	FP6391	DBF	FP4484	FP4484		A	44		BF
3) NAS South Weymouth, MA	N00101	P31				A	25	3R	
4) Naval Submarine Base, New London, Groton, CT	N00129	N1Z				A	09	EV	
5) NCBC Davisville, RI	N62578	P94				A	44		J4
6) NETC, Newport, RI	N62661	NTZ				A	44	GN	
7) USP&FO for Connecticut, Windsor Locks, CT	W11M9N					A	09		9S
8) Army Avn Spt Fac Windsor Locks, CT	W11M9F		W11M9N			A	09		
9) USP&FO for RI, Prov., RI	W17KZ8					A	44		7A
10) CGA New London, CT	Z12113					A	09		5A
p. <u>DFSP Bristol, PA</u>	UY7175	TZP	DFR-NE	SJ0602	COCO	D	42		
1) 913 TAC ALFT GP Willow Grove, PA	FP6637	DJJ		FPP4809		A	42		JJ

DFRs and associated DFSPs, PLs, Ordering Activities & Designated Intermediate Control Points (DICP); JPOs	AAC	RI	Quality Surveillance Responsibility	DICP	Type DFSP	Medium	St/C Code	Order Code: FAR DFSC
2) NAS Willow Grove, PA	N00158	P32				A	42	3V
3) Pennsylvania ANG, Middletown, PA	FP6383	DJF	FP4623			A	42	JF
4) Army AVN SPT FAC, Annville, PA	W25KYQ		W25DLJ			A		9Z
q. <u>DFSP Cockpit Point</u> Stewart Petro. Co. Cockpit Point, VA	UY7142	TIC	DFR-NE		COCO		51	
r. <u>DFSP Casco Bay</u> Harpwell, ME	UY7122	T0F			GOCO	A	23	
1) NAS Brunswick, ME	N60087	P12				A	23	3P
s. <u>DFSP PERTH Amboy N.J.</u>	UY7135	T0V			COCO	D	34	
1) New York ANG, Suffolk Co. Arpt, NY	FP6325	DHH	FP4615			A	36	HH
2) CGAS Floyd Bennett Fld, Brooklyn, NY	Z20120	ZUF				A	36	5B
<hr/>								
2. <u>DFR Southeast, Tyndall</u> AFB, FL	SJ0603	T77					12	30
<hr/>								
a. <u>DFSP Key West, FL</u>	N00213	QCB			GOGO	A	12	H4 (NAS KeyW)
1) CGS, Key West, FL	Z30323	ZAU				A	12	5W

DFRS and associated DFSPs, PLs, Ordering Activities & Designated Intermediate Control Points (DICP); JPOS

	AAC	RI	Quality Surveillance Responsibility	DICP	Type DFSP	Medium	St/C Code	Order FAR	Code: DFSC
b. <u>DFSP-1 Charleston, SC</u>	N00612	NRB			GOGO	A	45		GH (NSC Charleston)
1) NSY Charleston, SC	N00191	Q32				A	45	FL	
2) NWS Charleston, SC	N00193	QAZ				A	45	GG	
c. <u>DFSP Jacksonville (Incl. Mayport) FL</u>	N68836	NBZ			GOGO	A	12		3F (NFD Jax)
1) AERO Corp. Lake City, FL	EZ7683					A	12		
2) Florida ANG Jacksonville, FL	FP6091	DLQ		FP4830		A	12	LQ	
3) NAS Jacksonville, FL	N00207	PJZ				A	12		FS
4) Naval Station, Mayport, FL	N60201	P29				A	12	L7	
5) USP & F0 for Florida, St. Augustine, FL	W32MUV					A	12		7E
6) AASFC Craig Field Armory Jacksonville, FL	W32RRY			W32MUV		A	12		
7) NASA Kennedy Space Center, FL	807402					P	12		

DFRs and associated DFSPs, PLs, Ordering Activities & Designated Intermediate Control Points (DICP); JPOS	AAC	RI	Quality Surveillance Responsibility	DICP	Type DFSP	Medium	St/C Code	Order Code: FAR DFSC
8) NAS Cecil Field, FL	N60200	Q16				A	12	3G
<u>d. DFSP Beaufort, NC</u>	UY7010	T01	DFR-SE	SJ0603	COCO	D	37	
1) Pope AFB, 317 SUP SQ, NC	FP4488	DKU				A	37	KU
2) Camp LeJeune, NC	M00031					A	37	GT
3) MCAS Cherry Point, NC	N00146	PTZ				A	37	QK
4) MCAS New River, Jacksonville, NC	N62573					A	37	K4
5) Army AVN SUP FAC ANG NC Raleigh Durham Airport Morrisville, NC	W36HT5							37
6) Army AVN FLT Activity NC ANG Rowan County Arprt Salisbury, NC	W36JJK					A	37	
7) USP & FO for North Carolina, Raleigh, NC	W36HUG					A	37	7H
8) "D" DRP, 82nd Combat AVN, BTN Marion, NC	W36NOW					A	37	
9) Simmons Army Airfield, Ft. Bragg NC	W36N31					A	37	

DFRs and associated DFSPs, PLs, Ordering Activities & Designated Intermediate Control Points (DICP); JPOs	AAC	RI	Quality Surveillance Responsibility	DICP	Type DFSP	Medium	St/C Order Code:	
							FAR	DFSC
10) Fort Bragg, Fayetteville, NC	W36P07	AW2				A	37	1N
11) CGAS Elizabeth City, NC	Z20130	ZUH				A	37	
<u>e. DFSP-2 Charleston, SC</u>	UY7011	T03	DFR-SE	SJ0603	G0C0	D	45	
1) Charleston AFB, 437 MIL ALFT WC, SC	FP4418	DKY				A	45	KY
2) Shaw AFB, 363 SUP SQ, SC	FP4803	DKX				A	45	KX
3) North Carolina ANG Charlotte, NC	FP6331	DKQ		FP4806		A	37	KQ
4) South Carolina ANG Eastover, SC	FP6401	DKW		FP4418		A	45	KW
5) Georgia ANG, Savannah, GA	FP6102	DLN				A	13	LN
6) MCAS Beaufort, SC	N60169	P25				A	45	J9
7) USP & FO for South Carolina, Columbia, SC	W37JTM					A	45	7J
8) Fort Jackson, Columbia, SC	W37N01	AW5				A	45	2K
9) Fort Stewart, Savannah, GA	W33NYN	AW9				A	13	1D

DFRs and associated DFSPs, PLs, Ordering Activities & Designated Intermediate Control Points (DICP); JPOS	AAC	RI	Quality Surveillance Responsibility	DICP	Type DFSP	Medium	St/C Code	Order Code:	
								FAR	DFSC
f. <u>DFSP Doraville, GA</u>	UY7012	T06	DFR-SE	SJ0603	COCO	D	13		
1) Lockheed Georgia Co., Marietta, GA	EY9221	F12				A	13		BB
2) Arnold AFS, AEDC, Tullahoma, TN	FP2804	DMY				A	47		MY
3) Kentucky ANG, Louisville, KY	FP6161	DNP		FP4634		A	21		DK
4) Tennessee ANG, Nashville, TN	FP6421	DMX		FP3022		A	47		MX
5) Tennessee ANG, Knoxville, TN	FP6423	DMZ		FP4488		A	47		MZ
6) Dobbins AFB, 94 TAC ALFT WG, GA	FP6703	DLD		FP4808		A	13		LD
7) NAS Atlanta, Marietta, GA	N00196	P26				A	13	3K	
8) Army Avn Spt Fac. Frankfort, KY	W22MQS			W22QW6		A	21		
9) Fort Knox, KY	W22PEQ	AXB		W22PLV		A	21		
10) Fort Knox Av Gp. USAARMC, Ft Knox, KY	W22PLV					A	21	2E	
11) USP & F0 for Ken- tucky, Frankfort, KY	W22QW6					A	21		9R

DFRS and associated  
DFSPs, PLS, Ordering  
Activities & Designated  
Intermediate Control  
Points (DICP); JPOS

	AAC	RI	Quality Surveillance Responsibility	DICP	Type DFSP	Medium	St/C Code	Order Code	DFSC
12) Fort McClellan, Anniston, AL	W31BJ0	AWX				A	Ø1	2A	
13) USP & FO for Georgia, Atlanta, GA	W33QW7					A	13	7F	
14) 101st Airborne Div, Ft Campbell KY	W34TVE					A	21	D5	
15) USP & FO for Tennessee, Nashville, TN	W38NCE					A	47	7K	
9. <u>DFSP Lynn Haven, FL</u>	UY7Ø13	T12	DFR-SE	SJØ6Ø3	GOCO	D	12		
1) Eglin AFB, 32Ø5 MNT & SUP GP, FL	FP2823	DLW				A	12	LW	
2) Moody AFB, 347 SUPS GA	FP4830	DF5				A	13	LP	
3) Eglin AFB Aux Fld #9, Hurlburt Fld, FL	FP4417	DKV				A	12	LX	
4) Tyndall AFB, ADWC, FL	FP4819	DLU				A	12	LU	
5) Mississippi ANG, Gulfport, MS	FP6243	DNH		FP3Ø1Ø		A	28	NH	
6) NAS Pensacola, FL	NØØ2Ø4	PPZ		SJØ6Ø3		A	12	FN	
7) NAS Cecil Fld, Pensacola, FL	N6Ø2ØØ	Q16				A	12	3G	



DFRS and associated DFSPs, PLs, Ordering Activities & Designated Intermediate Control Points (DICP); JP0s	AAC	RI	Quality Surveillance Responsibility	DICP	Type DFSP	Medium	St/C Code	Order Code:	
								FAR	DFSC
8) NAS Saufley Fld, Pensacola, FL	N60234	Q92		N00204		A	12		
9) NAS Whiting Fld, Milton, FL	N60508	Q93		N00204		A	12		
10) Nav Coastal Sys Lab, Panama City, FL	N61331	P87				A	12		HR
11) Nav Coastal Sys Cmd, FL	N26566	Q25				P	12		3F
12) USN Litton System, N62795						AP	28		
13) CGS Panama City FL	Z30341					A	12		5X
14) CGATC Mobile, AL	Z65100	ZXJ				A	01		5N
<u>h. DFSP Montgomery, AL</u>	UY7014	T14	DFR-SE	SJ0603	COCO	D	01		
1) Keesler AFB, 3380 MNT & SUP GP, MS	FP3010	DNJ				A	28		NJ
2) Columbus AFB, 14 FLT TRNG WG, MS	FP3022	DNK				A	28		NK
3) Maxwell AFB, 3800 AB, WG, AL	FP3300	DMN				A	01		UG
4) Alabama ANG, Birm- ingham, AL	FP6011	DMJ		FP2586		A	01		
5) Alabama ANG, Montgomery, AL	FP6012	DMK		FP3069		A	01		M

DFRs and associated DFSPs, PLs, Ordering Activities & Designated Intermediate Control Points (DICP); JPOs	Quality Surveillance		Type DFSP	Medium	St/C Order Code:	
	AAC	RI			DICP	DFAR
6) Mississippi ANG, Meridan, MS	FP6241	DNF	FP4805	A	28	NF
7) Tennessee ANG, Memphis, TN	FP6422	DNB	FP4634	A	47	NB
8) Army Avn Spt Fac #1, Montgomery, AL	W31LNB		W31LPY	A	01	
9) Army Avn Spt Fac #2, Tarrant City, AL	W31LNV		W31LPY	A	01	
10) Redstone Arsenal, Huntsville, AL	W31G3G	B64		A	01	D8
11) USP & FO for Alabama, Montgomery, AL	W31LPY			A	01	9B
12) Fort Rucker, Ozark, AL	W31NWR	AW6		A	01	
13) USP & FO for Mississippi, Jackson, MS	W35KT5			A	28	7G
14) Mississippi ARNG, Camp Shelby, MS	W35KT6		W35KT5	A	28	
15) Hayes Int'l Corp Birmingham, AL	EZ8178		SC0600	P	01	AZ
16) Hayes Int'l Corp Birmingham, AL	N94809		SC0600	P	01	F9

DFRs and associated DFSPs, PLs, Ordering Activities & Designated Intermediate Control Points (DICP); JPOs	AAC	RI	Quality Surveillance Responsibility	DICP	Type DFSP	Medium	St/C Code	Order Code	DFSC
17) NASA Marshall Flt Ctr, Huntsville, AL	804101	V80				A	01	V8	
i. <u>DFSP Port Everglades,</u>	UY7015	T24	DFR-SE	SJ0603	C0C0	D	12		
1) Pratt & Whitney W. Palm Beach, FL	EY9486			SC0600		A	12	BG	
2) CGAS Miami, FL	Z20140	ZUJ				A	12	5E	
3) CGB Miami Beach, FL	Z36295	ZTD				A	12	5R	
4) CGS Dania, Port Everglades, FL	Z30315					A	12	5V	
5) CGS Port Canaveral, FL	Z30317					A	12	5Z	
j. <u>DFSP Port Tampa, FL</u>	UY7016	T27	DFR-SE	SJ0603	G0C0	D	12		
1) MacDill AFB, 1 SUP SQ, FL	FP4814	DMH				A	12	MH	
2) Patrick AFB, AFETR, RSS, FL	FP2829	DMB				A	12	MB	
3) CGAS St Petersburg, FL	Z20150	ZUK				A	12	6P	
4) CGS St Petersburg, FL	Z30308	ZAP				A	12	5K	
5) U.S. Customs,	204ZA6								

DFRs and associated  
DFSPs, PLs, Ordering  
Activities & Designated  
Intermediate Control  
Points (DICP); JPOs

	AAC	RI	Quality Surveillance Responsibility	DICP	Type DFSP	Medium	St/C Code	Order Code	DFSC
k. Air Force Pipeline Co. <u>Millers Siding to Seymour Johnson AFB, NC</u> Southern Railway Sales Dept Washington, DC 20013	UY7042	T37	DFR-SE	SJ0603	P/L	D	37		
1) Seymour Johnson AFB, 4 SUP SQ, NC	FP4809	DKN				A	37	KN	
l. Myrtle Beach Pipeline <u>Co. Myrtle Beach to Myrtle Beach AFB, SC</u> P.O. Box 684 Myrtle Beach, SC 29577	UY7054	T50	DFR-SE	SJ0603	P/L	D	45		
1) Myrtle Beach AFB, 354 SUP SQ, SC	FP4806	DKZ				A	45	KZ	
m. Standard Transpipe <u>Corp. Miami Int'l Arpt to Homestead AFB, FL</u> 13195 S.W. 228th Street Homestead, FL 33030	UY7056	T52	DFR-SE	SJ0603	P/L	D	12		
1) Homestead AFB, 437 MIL ALFT WG, FL	FP4829	DMD				A	12	MD	
n. Plantation Pipe Line <u>Co., Baton Rouge, LA to Doraville, GA and Pipelines at South Macon, GA</u> P.O. Box 18616 Atlanta, GA 30326	UY7062	T58	DFR-SE	SJ0605	P/L	D	22		

DFRs and associated DFSPs, PLs, Ordering Activities & Designated Intermediate Control points (DICP); JP0s	AAC	RI	Quality Surveillance Responsibility	DICP	Type DFSP	Medium	St/C Code	Order Code FAR	DFSC
o. <u>Standard Transpipe Corp. S. Macon to Robins AFB, GA</u> 6225 Hawkinsville Rd., Macon GA 31206	UY7066	T61	DFR-SE	SJ0603	P/L	D	13		
1) Robins AFB, Warner- Robins ALC, GA	FP2067	DU6				A	13		U6
p. <u>McCain Pipeline Co. Plantation Pipeline Co. Common Carrier, Lockhart to Meridian, MS</u> P.O. Box 3270 Meridian MS 39301	UY7082	T69	DFR-SE	SJ0603	P/L	D	28		
1) NAS Meridian, MS	N63043	P19				A	28	3S	
q. <u>Key West Pipe Line Co. Nav Sta to Nav Acty Key West, FL</u> 1920 Niels Esperson Bldg Houston, TX 77002	UY7083	T70	DFR-SE	SJ0603	P/L	D	12		5Q
r. <u>DFSP Macon, GA</u>	UY7166	T2E	DFR-SE	SJ0603		D	13		
1) Ft. Benning, Columbus, GA	W33WXN	AW1				A	13		2B
s. <u>DFSP Bremen, GA</u>	UY7171	TK2	DFR-SE			A	13		
1) NAS Memphis Millington, TN	N00639	014				A	47		H3

DFRS and associated DFSPs, PLs, Ordering Activities & Designated Intermediate Control Points (DICP); JPOs	AAC	RI	Quality Surveillance Responsibility	DICP	Type DFSP	Medium	St/C Code	Order Code:	
								FAR	DFSC
t. <u>DFSP Hunter, GA</u>	W33090	AWQ	DFR-SE			A	13		
1) CGS Key West FL	Z30323	ZAU				A	12	5W	
3. <u>DFR Central, St Louis, MO</u>	SJ0604		T78			D	29		
a. <u>DFSP Whiteman, MO</u>	EP2000	DLP	DFR-C		G0G0	A	29		
b. <u>DFSP Cincinnati, OH</u>	UY7019	T04	DFR-C	SJ0604	G0C0	D	39		
1) Div of Gen Motors Corp. Indianapolis IN	C91547					P	18	AD	
2) Teledyne CAE Toledo OH	EY9142					P	39	CM	
3) Detroit Diesel Al- lison Div. of GM, Indianapolis, IN	EY9426	F25				A	18	AQ	
4) Wright-Patterson AFB, 2750 AB, WG, OH	FP2300	DPK				A	39	PK	
5) Chanute AFB, 3345 MAINT & SUP GP LGS, IL	FP3018	DSV				A	17	SV	
6) Scott AFB, 1400 AB WG, IL	FP4407	DSW				A	17	SW	
7) Rickenbacker AFB, 301 AREFW, OH	FP6356	DLK				A	39	DC	
8) Grissom AFB, 305 AREFW, IN	FP4654	DPU				A	18	PU	

DFRs and associated DFSPs, PLs, Ordering Activities & Designated Intermediate Control Points (DICP); JPOs	AAC	RI	Quality Surveillance Responsibility	DICP	Type DFSP	Medium	St/C Code	Order Code:	
								FAR	DFSC
9) Illinois ANG, Springfield, IL	FP6123	DSX		FP4689		A	17		SX
10) Illinois ANG, Peoria, IL	FP6122	DSQ				A	17		SQ
11) Indiana ANG, Terre Haute, IN	FP6131	DPW		FP3069		A	18		PW
12) Indiana ANG, Fort Wayne, IN	FP6132	DPQ		FP4654		A	18		PQ
13) Ohio ANG, Fuels Acc't., Sprfld., OH	FP6352	DPP		FP2300		A	39		PP
14) Ohio ANG, Mansfield, OH	FP6353	DPD		FP4654		A	39		PD
15) Ohio ANG, Swanton (Toledo), OH	FP6355	DNY		FP4418		A	39		DE
16) 928 TAC ALFT WG O'Hare IA, Chicago, IL	FP6618	DSN		FP3018		A	17		SN
17) 910 TAC ALFT WG, Vienna, OH	FP6656	DNZ		FP4601		A	39		NZ
18) NAS Glenview, IL	N00275	P36		SJ0604		A	17	3M	
19) USP & FO for Ohio, Worthington, OH	W24L9M					P	39	9M	
20) Ohio ARNG, Worthington, OH	W24MBT			W24L9M		A	39		

DFRS and associated DFSPs, PLs, Ordering Activities & Designated Intermediate Control Points (DICP); JPOs	Quality Surveillance		Type DFSP	Medium	St/C Code	Order Code	DFSC
	AAC	RI					
21) Fort Sheridan, Highland Park, IL	W52CDE	AYB		A	17	1F	
22) 102 RES CMD, AMSA 44, Scott AFB, IL	W52D85			P	17	1X	
23) Army Avn Sys Cmd, Granite City, IL	W52H01		W58RG0	A	17	C6	
24) USP & FO for Illinois, Springfield	W52JUD			A	17	9E	
25) USP & FO for Indiana, Indianapolis	W53P1L			A	18	7M	
26) NASA Lewis Ctr. Cleveland, OH	805501	V93		P	39	V7	
c. DFSP Escanaba, MI	UY7020	T08	DFR-C SJ0604	D	26	GOCO	
1) Wisconsin ANG, Milwaukee, WI	FP6491	DQW	FP4515	A	55	QW	
2) Wisconsin ANG, Madison, WI	FP6492	DQZ	FP4515	A	55	QZ	
3) Wisconsin ANG, Camp Douglas, WI	FP6493	DRB	FP6221	A	55	RB	
4) 440 TAC ALFT WG, Milwaukee, WI	FP6605	DQX	FP4585	A	55	QX	
5) Camp McCoy, Sparta, WI	W5CP3B	AYF		P	55	IU	



DFRS and associated DFSPs, PLS, Ordering Activities & Designated Intermediate Control Points (DICP); JPOs	AAC	RI	Quality Surveillance Responsibility	DICP	Type DFSP	Medium	St/C Code	Order Code:	
								FAR	DFSC
6) USP & FO for Wisconsin, Camp Douglas, WI	W5CRZU					P	55	96	
d. <u>DFSP Grand Forks, ND</u>	UY7021	T09	DFR-C	SJ0604	GOCO	D	38		
1) 4787 AB GP, Duluth IA, MN	FP6232	DRN		FP4659		A	27		RN
2) Minot AFB, 91 CBT SPT GP, ND	FP4528	DSB				A	38		DJ
3) Malmstrom AFB, 341 CBT SPT BP, MT	FP4626	DSH				A	30		SH
4) Grand Forks AFB, 321 CBT SPT GP, ND	FP4659	DRY				A	38		RY
5) Montana ANG, Great Falls, MT	FP6261	DSF		FP4626		A	30		SF
6) North Dakota ANG, Fargo, ND	FP6341	DRW		FP4659		A	38		RW
7) 934 TAG Mpls-St Paul IA, MN	FP6633	DRJ		FP4613		A	27		RJ
8) USP & FO for North Dakota, Bismarck, ND	W5ASU9					A	38		7Q
9) Minnesota ARNG/ USP & FO for Minnesota, Camp Ripley, MN	W57VWG					P	27		9K

DFRs and associated DFSPs, PLs, Ordering Activities & Designated Intermediate Control Points (DICP); JPOs

	AAC	RI	Quality Surveillance Responsibility	DICP	Type DFSP	Medium	St/C Code	Order Code:	
								FAR	DFSC
10) Montana ARNG/USP & W64PTP FO for Montana, Helena, MT						A	30		9P
e. <u>DFSP Harrisville,</u>	UY7022	T10	DFR-C	SJ0604	COCO	D	26		
1) ANG USP&FO For Selfridge ANGB, MI	FP6221	DPX				A	26		PX
2) ANG USP&FO For Battle Creek MI	FP6222	DQD				A	26		QM
3) Michigan ANG, Phelps Collins ANGB, Alpena, MI	FP6223	DQF		FP6221		A	26		QF
4) USP & FO for Michigan, Lansing, MI	W56LS9					A	26	9F	
5) CGAS Traverse City, Z20160 MI	Z20160	ZUN				A	26		5L
f. <u>DFSP Nebraska City, NE</u>	UY7023	T16	DFR-C	SJ0604	COCO	D	31		
1) The Boeing Co Wichita, KS	EZ9428					P	20		CA
2) Peterson AFB, 4600 AERODW, CO	FP2500	DWV				A	08		MA
3) Richards Gebaur AFB, 1840 AB WG, MO	FP6616	DTD		FP4419		A	29	TD	
4) F.E. Warren AFB, 90 STRAT MSL, WG, WY	FP4613	DWZ				A	56		WZ

DFRs and associated DFSPs, PLs, Ordering Activities & Designated Intermediate Control Points (DICP); JPOS	AAC	RI	Quality Surveillance Responsibility	DICP	Type DFSP	Medium	St/C Code	Order Code:	
								FAR	DFSC
5) McConnell AFB, 3902 AB WG, KS	FP4621	DQ8				A	20		Q8
6) Whiteman AFB, 351 CBT SPT GP, MO	FP4625	DTJ				A	29		TJ
7) Ellsworth AFB, 44 CBT SPT CP, SD	FP4690	DRV				A	46		RV
8) Colorado ANG, Buckley ANGB, Aurora, CO	FP6061	DWK		FB3059		A	08		WK
9) Iowa ANG, Des Moines, IA	FP6141	DQU		FP4625		A	19		QU
10) Iowa ANG, Sioux City, IA	FP6142	DQV		FP4690		A	19		QV
11) Kansas ANG, Forbes ANGB, KS	FP6152	DTK		FP4621		A	20		TK
12) Missouri ANG, St. Louis, MO	FP6251	DTB		FP4407		A	29		TB
13) Missouri ANG, St. Joseph, MO	FP6252	DTH		FP4625		A	29		TH
14) Nebraska ANG, Lincoln, NE	FP6271	DTW		FP4600		A	31		TW
15) South Dakota ANG, Sioux Falls SD	FP6411	DRU		FP4690		A	46		RU

DFRs and associated DFSPs, PLS, Ordering Activities & Designated Intermediate Control Points (DICP); JP0s

	AAC	RI	Quality Surveillance Responsibility	DICP	Type DFSP	Medium	St/C Code	Order Code FAR	DFSC
16) Utah ANG, Salt Lake City, UT	FP6441	DXF		FP4613		A	49		XF
17) Wyoming ANG, Cheyenne, WY	FP6501	DWY		FP4613		A	56		WY
18) USP & FO for South Dakota, Camp Rapid, SD	W5BM2T					A	46		7R
19) USP & FO for Wyoming, Cheyenne, WY	W5DK51					A	56		7S
20) Fort Carson, Colorado Sprs., CO	W51HU8	8XN				A	08	1C	
21) USP & FO for Colorado, Camp George West, Golden, CO	W51HVG					A	08		7L
22) Army Avn Spt Fac Boone, IA	W54CJ2			W54CJX		A	19		
23) Army Avn Spt Fac Waterloo, IA	W54CJ5			W54CJX		A	19		
24) Army Avn Spt Fac Davenport, IA	W54CJ8			W54CJX		A	19		
25) USP & FO for Iowa, Des Moines, IA	W54CJX					P	19	9L	
26) 88 RES CMD, AMSA 60, Des Moines, IA	W54P3M					A	19		1W

DFRs and associated DFSPs, PLs, Ordering Activities & Designated Intermediate Control Points (DICP); JPOs	AAC	RI	Quality Surveillance Responsibility	DICP	Type DFSP	Medium	St/C Code	Order Code	DFSC
27) Fort Riley, Junction City, KS	W55CVC	AY8				A	20		1G
28) 190 AVN CO, Industrial Arpt., KS	W55NG1					A	20		1Y
29) Fort Leavenworth, KS	W55NS0	AY7				P	20		2D
30) USP & F0 for Kansas, Topeka, KS	W55RHF					A	20		7N
31) Army Avn Spt Fac, Jefferson City, MO	W58MOA			W58MYQ		A	29		
32) Trans Aircraft Repr Fac, Springfield., MO	W58M0C			W58M0C		A	29		
33) USP & F0 for Missouri, Jefferson City, MO	W58MYQ					A	29	9H	
34) Ft Leonard Wood, Waynesville, MO	W58SG7	AY9				A	29	2F	
35) USP & F0 for Nebraska, Lincoln, NE	W59LWG					A	31		7P
36) Fort Douglas, Salt Lake City, UT	W67DE3	A23				A	49		1B
37) Dugway Proving Grd, Dugway, UT	W67HY8					A	49		BP

DFRs and associated DFSPs, PLs, Ordering Activities & Designated Intermediate Control Points (DICP); JPOs	AAC	RI	Quality Surveillance Responsibility	DICP	Type DFSP	Medium	St/C Code	Order Code: FAR DFSC
38) USP & F0 for Utah, Salt Lake City, UT	W67K2Q					P	49	7Y
39) Natl Ctr for Atmos. Res. Boulder, CO	498201					P	08	
g. Chevron Pipeline Co. P/L; Salt Lake City UT to Hill AFB, UT and Holly Terminal, UT 2531 W. 10th St. West PO Box 117 Salt Lake City, UT 84110	UY7048	T44	DFR-C	SJ0604	P/L	D	49	
1) Hill AFB, Ogden ALC/DSDP, UT	FP2027	DU2				A	49	U2
h. J.H. Kinley Co. Pipeline Council Bluffs, IA to Offutt AFE, NE 302 S. Ninth St. Nebraska City, NE 68410	UY7052	T47	DFR-C	SJ0604	P/L	D	31	
1) Offutt AFB, 3902 AB WG, NE	FP4600	DTV				A	31	TV
i. National Pipe Line Co. P/L; Escanaba, MI to K.I. Sawyer AFB, MI 118 St. Clair Ave., N.E. Cleveland, OH 44144	UY7055	T51	DFR-C	SJ0604	P/L	D	26	

DFRs and associated DFSPs, PLs, Ordering Activities & Designated Intermediate Control Points (DICP); JPOs	AAC	RI	Quality Surveillance Responsibility	DICP	Type DFSP	Medium	St/C Code	Order Code: FAR	DFSC
1) K.I. Sawyer AFB, 415 CBT SPT GP, MI	FP4515	DQP				A	26		QP
J. Lakeshore Terminal and Pipeline Co. P/L, Harrisville, MI to Wurtsmith AFB, MI Tawas, MI 48763	UY7059	T55	DFR-C	SJ0604	P/L	D	26		
1) Wurtsmith AFB, 37 CBT SPT GP MI	FP4585	DPZ				A	26		PZ
k. Williams Brothers Pipe Line Co. P/L; Oklahoma points to DFSP Nebraska City, NE and DFSP Grand Forks, ND; P0 Bx Drawer 3446, Tulsa, OK 74101	UY7070	T65	DFR-SW	SJ0604	P/L	D	31		
l. J.H. Kinley Co. Pipeline; Nebraska City, NE to Offutt AFB, NE	UY7096	T48	DFR-C	SJ0604	P/L	D	31		CL
1) Teledyne Neosho, MO	EY9214					P	29		
m. DFSP Anvil Point, CO	UY7124	T0J	DFR-C	SJ0604	GOCO	D	08		
o. DFSP St. Louis, MO	UY7143	TIF	DFR-C	SJ0604	COCO	D	29		
4. DFR Southwest, Houston, TX	SJ0605 T79					D			48
a. DFSP Conway, AR	UY7025	T05	DFR-SW	SJ0605	COCO	D	05		

DFRs and associated DFSPs, PLs, Ordering Activities & Designated Intermediate Control Points (DICP); JPOS	AAC	RI	Quality Surveillance Responsibility	DICP	Type DFSP	Medium	St/C Code	Order Code FAR	DFSC
1) Arkansas ANG, Fort Smith, AR	FP6032	DUN	FP3020			A	05		
2) Army Avn Spt Fac, N. Little Rock, AR	W41NB6		W41RAA			A	05		
3) USP & FO for Arkansas, N. Little Rock, AR	W41RAA					A	05	9D	
b. <u>DFSP Drumright, OK</u>	UY7026	T07	DFR-SW	SJ0605	COCO	D	40		
1) "E" Systems, Inc. Greenville, TX	EZ9350					P	48		BE
2) Tinker AFB, Okla. City ALC/DSDP, OK	FP2037	DU3				A	40		U3
3) Vance AFB, 71 FLT TRNG WG, OK	FP3029	DZ3				P	40		UU
4) Sheppard AFB, 80 FLY WG LGS, TX	FP3020	DUZ				A	48		UZ
5) Reese AFB, 64 FLT TRNG WG, TX	FP3060	DWF				A	48		WF
6) Altus AFB, 443 SUP SQ, OK	FP4419	DUQ				A	40		UQ
7) Kirtland AFB Albuquerque, NM	FP4469	DCD				A	35		XY
8) Carswell AFB, 7 BMR WG, TX	FP4689	DUY				A	48		UY



DFRS and associated DFSPs, PLs, Ordering Activities & Designated Intermediate Control Points (DICP); JPOs	AAC	RI	Quality Surveillance Responsibility	DICP	Type DFSP	Medium	St/C Code	Order Code
1) Arkansas ANG, Fort Smith, AR	FP6032	DUN		FP3020		A	05	FAR DFSC
2) Army Avn Spt Fac, N. Little Rock, AR	W41NB6			W41RAA		A	05	
3) USP & FO for Arkansas, N. Little Rock, AR	W41RAA					A	05	9D
<u>b. DFSP Drumright, OK</u>	UY7026	T07	DFR-SW	SJ0605	COCO	D	40	
1) "E" Systems, Inc. Greenville, TX	EZ9350					P	48	BE
2) Tinker AFB, Okla. City ALC/DSDP, OK	FP2037	DU3				A	40	U3
3) Vance AFB, 71 FLT TRNG WG, OK	FP3029	DZ3				P	40	UU
4) Sheppard AFB, 80 FLY WG LGS, TX	FP3020	DUZ				A	48	UZ
5) Reese AFB, 64 FLT TRNG WG, TX	FP3060	DWF				A	48	WF
6) Altus AFB, 443 SUP SQ, OK	FP4419	DUQ				A	40	UQ
7) Kirtland AFB Albuquerque, NM	FP4469	DCD				A	35	XY
8) Carswell AFB, 7 BMR WG, TX	FP4689	DUY				A	48	UY

DFRs and associated  
DFSPs, PLs, Ordering  
Activities & Designated  
Intermediate Control  
Points (DICP); JPOS

	AAC	RI	Quality Surveillance Responsibility	DICP	Type DFSP	Medium	St/C Code	Order Code	DFSC
9) Oklahoma ANG, Oklahoma City, OK	FP6562	DUP		FP4661		A	40		UP
10) NAS Dallas, Dallas, N00215 TX		P18				A	48	3W	
11) Army Avn Spt Fac, Santa Fe, NM	W43KVM			W43MYP		A	35		
12) USP & FO for New Mexico, Santa Fe, NM	W43MYP					A	35		7T
13) USP & FO for Oklahoma, Oklahoma City, OK	W44AAY					P	40	9J	
14) Fort Sill, Lawton, OK	W44DQ1	AY5				A	40	2H	
15) Army Avn Apt Fac, Lexington, OK	W44MFK			W44AAY		A	40		
c. <u>DFSP Pasadena, TX</u>	UY7027	TIM	DFR-SE	SJ0605	COCO	D	48		
1) Cooper Airmotive Dallas; TX	EZ9316					A	48		CK
2) England AFB, LA	FP4805	DUD				A	22		UJ
3) Bergstrom AFB, TX	FP4857	DVZ				A	48		VZ
4) NAS New Orleans, LA	N00206	P21				A	22		

DFRs and associated DFSPs, PLs, Ordering Activities & Designated Intermediate Control Points (DICP); JPOs

	AAC	RI	Quality Surveillance Responsibility	DICP	Type DFSP	Medium	St/C Code	Order Code	DFSC
5) Fort Polk, Leesville, LA	W42CW1	AY3				A	22	G1	
6) Fort Hood, Killeen, TX	W45GT1	AY2				A	48	1Q	
d. <u>DFSP San Antonio, TX</u>	UY7Ø28	T3Ø	DFR-SE	SJØ6Ø5	COC0	D	48		
1) Kelly AFB, San Antonio ALC/ DSDP, TX	FP2Ø53	DU5				A	48		U5
2) Randolph AFB, TX	FP3089	DVQ				A	48		VQ
3) Laughlin AFB, TK	FP3Ø99	DWB				A	48		WB
4) Dyess AFB, TX	FP4661	DWH				A	48		WH
5) NAS Corpus Christi, TX	NØØ216	PCZ				A	48	FR	
6) NAS Kingsville, TX	N6Ø241	P15		NØØ216		A	48		
7) NAS Chase Fld, Beeville, TX	N6Ø376	P17		NØØ216		A	48		
8) Fort Sam Houston, San Antonio TX	W45NQP	AY4				P	48		IR
9) Fort Bliss (Biggs) El Paso, TX	W45NSU	AY1				A	48	2L	
10) USDA, Mission, TX	127D64					P	48		6A

DFRs and associated DFSPs, PLs, Ordering Activities & Designated Intermediate Control Points (DICP); JPOs	AAC	RI	Quality Surveillance Responsibility	DICP	Type DFSP	Medium	St/C Code	Order Code
e. <u>Blytheville River Rail Terminal Co. Pipeline, Borfield Landing, AR to Blytheville, AFB, AR; PO Bx 1227, Blytheville, AR 72203</u>	UY7046	T40	DFR-SW	SJ0605	P/L	D	05	
1) <u>Blytheville AFB, AR</u>	FP4634	DUK				A	05	UK
f. <u>Sun Pipe Line Co. P/L Conway to Little Rock AR;</u>	UY7058	T54	DFR-SW	SJ0605	P/L	D	05	
1) <u>Little Rock AFB, AR</u>	FP4460	DUJ				A	05	
g. <u>Santa Fe Pipeline Co P/L Amarillo, TX to Clovis, NM</u>	UY7064	T59	DFR-SW	SJ0605	P/L	D	35	
1) <u>Cannon AFB, NM SQ, NM</u>	FP4855	DYB				A	35	YB
h. <u>Standard Transpipe Co. Pipeline El Paso, TX to Alamogordo, NM</u>	UY7065	T60	DFR-SW	SJ0605	P/L	D	35	
1) <u>Holloman AFB, NM</u>	FP4801	DYD				A	35	YD
i. <u>Texas Eastern Transmission Co. P/L; South-ern, AR to Barksdale AFB LA</u>	UY7069	T64	DFR-SW	SJ0605	P/L	D	48	

DFRS and associated  
DFSPs, PLs, Ordering  
Activities & Designated  
Intermediate Control  
Points (DICP); JPOs

DFSP	AAC	RI	Quality Surveillance Responsibility	DICP	Type DFSP	Medium	St/C Code	Order Code FAR	Code DFSC
j. DFSP Aledo, TX	UY7188	T3D	DFR-SW	SJ0605	P/L	D	48		
1) Carswell AFB, TX	FP4689	DUY				A	48		UY
5. DFR West, Los Angeles CA SJ0606 T80									
a. DFSP Point Molate, CA	N00228	NOB	DFR-W		GOGO	A	06		
1) NSY Mare Island, CA	N00221	NQZ				A	06	K5	
2) NAS Alameda, CA	N00236	PAZ				A	06	NX	
3) NAS Moffett Field, Sunnyvale, CA	N00296	P24				A	06	NY	
4) NS Treasure Island, S.F., CA	N60028	R18				A	06	QC	
5) NWS Concord, CA	N60036	P63				A	06		QE
6) NSY San Francisco Bay, Hunters Point, S.F., CA	N62798					A	06	4X	
7) Nav Pub Wks Ctr, Oakland, CA	N68378					A	06		HU
8) Nav Aux Ldg Fld, Crows Ldg, CA	N60211								
b. DFSP Point Loma Annex, San Diego, CA	N00244	NDB	DFR-W	SJ0606	GOGO	A	06		NW (NS SD)
1) NAS North Island, San Diego, CA	N00246	PDZ		N00244		A	06		

DFRs and associated DFSPs, PLs, Ordering Activities & Designated Intermediate Control Points (DICP); JPOs	AAC	RI	Quality Surveillance Responsibility	DICP	Type DFSP	Medium	St/C Code	Order Code:	
								FAR	DFSC
2) NAS Miramar, CA	N60259	PMZ	SJ0606			A	06		H9
3) Nav Flt Trng Ctr, NS San Diego, CA	N61690					A	06		GL
4) Nav Underseas Ctr, San Diego, CA	N66001	R44				P	06		L6
5) CGAS San Diego, CA	Z20170	ZUP				A	06		5H
c. <u>DFSP Puget Sound, Manchester (Incl Bremerton)</u> <u>WA</u>	N00406	NUB		DFR-W	G0G0	A	53		GE
1) NSY Puget Sound, Bremerton, WA	N00251	NWZ				A	53	FX	
2) Naval Torpedo Sta., Keyport, WA	N00253	P73				A	53	FY	
3) NAS Whidbey Island, Oak Hbr, WA	N00620	PKZ				A	53		
4) CGAS Port Angeles, WA	Z20190	ZUV				A	53		
5) CGAS Astoria, Warrenton, OR	Z20195	ZWZ				A	41		5G
d. <u>DFSP Mukilteo, WA</u>	UY7029	T15	DFR-W	SJ0606	G0C0	D	53		
1) Idaho ANG, Gowen ANGB, Boise, ID	FP6112	DXD		FP4897		A	16		XD

DFRs and associated DFSPs, PLs, Ordering Activities & Designated Intermediate Control Points (DICP); JPOs	AAC	RI	Quality Surveillance Responsibility	DICP	Type DFSP	Medium	St/C Code	Order Code:	
								FAR	DFSC
2) Oregon ANG, Portland, OR	FP6371	DH7		FP4479		A	41		H7
3) USP&FO for Idaho, Boise, ID	W63KQW					A	16		7V
4) USP&FO for Oregon, Salem, OR	W66EVQ	EVZ				P	41	7X	
5) 92 Army Avn Co, 92 Everett, WA	W68GXT					A	53	7Z	
6) USP&FO for Washington, Tacoma, WA	W68N9X					A	53		2J
7) CGAS North Bend, OR	Z20276	ZWB				A	41		5M
e. <u>DFSP Norwalk, CA</u>	UY7030	T18	DFR-W	SJ0606	GOCO	D	06		
1) California Ang, Ontario, CA	FP6042	DYU		FP4448		A	06		YC
2) California Ang, Van Nuys, CA	FP6043	DYQ		FP4448		A	06		YQ
3) Vandenberg AFB, CA	FP4610	DZD				A	06		ZD
4) Arizona ANG, Sky Harbor, MA, AZ	FP6021	DXH		FP3044		A	04		XH
5) Arizona ANG, Tucson, AZ	FP6022	DXP		FP3044		A	04		XP
6) MCAS El Toro, Santa Ana, CA	N60050	P28				A	06		J8

DFRs and associated DFSPs, PLs, Ordering Activities & Designated Intermediate Control Points (DICP); JPOs	AAC	RI	Quality Surveillance Responsibility	DICP	Type DFSP	Medium	St/C Code	Order Code:	
								FAR	DFSC
7) Fort Huachuca, Sierra Vista, AZ	W61DEV					A	Ø4	BL	
8) Yuma Proving Ground, Yuma, AZ	W61HZF					A	Ø4	B5	
9) USP & FO for Arizona, Phoenix, AZ	W61LP3					A	Ø4		7U
10) MCAS Yuma, AX	N62974	QXZ		SJØ6Ø6		A	Ø4	NA	
f. <u>DFSP Ozo1, CA</u>	UY7Ø31	T19	DFR-W	SJØ6Ø6	COCO	D	Ø6		
1) USP & FO for CA San Luis Obispo, CA	W62M49	A17				A	Ø6	9N	
2) Kingsley Fld, 827 AIR DEF GP, OR	FP4817	DJ2		FP4686		A	41		J2
3) California ANG, Hayward, CA	FP6Ø41	DZN		FP461Ø		A	Ø6		ZN
4) California ANG, Fresno, CA	FP6Ø44	DZH		FP461Ø		A	Ø6		ZH
5) Presidio of S.F., San Francisco, CA	W62MK7	BXD				A	Ø6		2G
6) Fort Ord, Watsonville, CA	W62PN4					A	Ø6		1Z
7) Oakland Army Base, Oakland, CA	W62P9P					P	Ø6		2C



DFRs and associated DFSPs, PLs, Ordering Activities & Designated Intermediate Control Points (DICP); JPOs	AAC	RI	Quality Surveillance Responsibility	DICP	Type DFSP	Medium	St/C Code	Order Code FAR	DFSC
8) USP&FO for Nevada, Carson City, NV	W65KUC					A	32		7W
9. CALNEV Pipe Line Co P/L; Colton, CA to George AFB, CA and Nellis AFB, NV 1901 Slover Avenue Bloomington, CA 92316	UY7045	T39	DFR-W Pedro and Nor-walk)	SJ0606	P/L	D	06		
1) George AFB, CA	FP4812	DYW				A	06		YW
2) Edwards AFB, CA	FP2805	DZF				A	06		ZF
3) Nellis AFB, NV	FP4852	DYK				A	32		YK
4) Environmental Protection Agency, Las Vegas, NV	689301					P	32		GD
h. Buckeye Pipeline Co. P/L; Tacoma to McChord AFB, WA	UY7047	T41	DFR-W Mukilteo)	SJ0606	P/L	D	53		
1) McChord AFB, WA	FP4479	DJ5				A	53		J5
i. Holly Corporation P/L; Mountain Home Sta. to Mountain Home AFB, ID 2737 Republic Bank Bldg Dallas, TX 14760	UY7053	T49	DFR-W	SJ0606	P/L	D	16		XB

DFRS and associated DFSPs, PLS, Ordering Activities & Designated Intermediate Control Points (DICP); JPOS

	AAC	RI	Quality Surveillance Responsibility	DICP	Type DFSP	Medium	St/C Code	Order Code: FAR DFSC
1) Mountain Home AFB, ID	FP4897	DXB				A	16	XB
j. Southern Pacific Pipe Line Co. P/L; El Paso, TX to Los Angeles, CA and Southern California bases.	UY7067	T62	DFR-W	SJ0606	P/L	D	06	
610 South Main Street Los Angeles, CA 90014								
1) Davis Monthan AFB, AZ	FP4877	DXQ				A	04	XQ
2) Norton AFB, CA	FP4448	DYX				A	06	YX
3) Luke AFB, AZ	FP4887	DXX				A	04	XK
4) March AFB, CA	FP4664	DYY				A	06	YY
5) Williams AFB, AZ	FP3044	DXJ				A	04	XJ
6) NAF El Centro, CA	N60042			SJ0606		PA	06	3C
k. Yellowstone Pipe Line Co. P/L; Billings, MT to Fairchild AFB and Geiger Field, Spokane, WA P.O. BOX 185 Parkwater Station Spokane, WA 99211	UY7071	T66	DFR-W	SJ0606	P/L	D	53	
1) Fairchild AFB, 92 CBT SPT GP, WA	FP4620	DL7				A	53	DF

DFRs and associated DFSPs, PLS, Ordering Activities & Designated Intermediate Control Points (DICP); JPOs	AAC	RI	Quality Surveillance Responsibility	DICP	Type DFSP	Medium	St/C Code	Order Code:	
								FAR	DFSC
l. <u>Southern Pacific/San Diego Pipeline Corp.</u> <u>P/L; Norwalk to Pt. Loma via Miramar, CA 610 South Main Street Los Angeles, CA 90014</u>	UY7076	T67	DFR-W	SJ0606	P/L	D	06		
m. <u>Southern Pacific Pipe- line Co. P/L; Richmond, CA to Fallon, NV</u>	UY7078	T63	DFR-W	SJ0606	P/L	D	06		
1) NAS Fallon, NV	N60495	P22		N00228		A	32		U4
2) McClellan AFB, CA	FP2047	DU4				A	06		ZW
3) Mather AFB, CA	FP3067	DAW				A	06		ZK
4) Travis AFB, CA	FP4427	DZK				A	06		ZV
5) Castle AFB, CA	FP4672	DZV				A	06		YN
6) Nevada ANG Reno, NV	FP6821	DYN		FP4664		A	32		
7) Beale AFB, CA	FP4686	DZY				A	06		
n. <u>DFSP San Pedro, CA</u>	UY7121	T0E	DFR-W	SJ0606	GOCO	AD	06		NP (NFD-SP)
1) NWS China Lake, CA	N60530	P54				A	06		QE
2) NAS/PMR Point Mugu, CA	N63126	PSZ.				A	06		7U

DFRS and associated DFSPs, PLs, Ordering Activities & Designated Intermediate Control Points (DICP); JPOs	AAC	RI	Quality Surveillance Responsibility	DICP	Type DFSP	Medium	St/C Code	Order Code:	
								FAR	DFSC
3) NCBC Port Hueneme, CA	N62583	P96		SJ0606		A	06	J3	
o. <u>DFSP Estero Bay, Morro Bay, CA</u>	UY7123	T06	DFR-W	SJ0606	GOCO	D	06	5F	
1) NAS Lemoore, CA	N63042	P23		SJ0606		A	06	N1	
<u>B. ALASKA, HAWAII, TERRITORIES, OVERSEAS</u>									
6. DFR/Alaska, 172 Elmendorf AFB, AK	SJ0628	T98				A	02	90	
1) Ft. Richardson, AK	WC1JL5					A	02	1	
<u>a. DFSP Adak, AK</u>									
	N60462	Q2C	Navy		GOGO	A	02		
1) Shemya AFS, Shemya Island, AK	FP5040	DKB		FP5000		A	02		
<u>b. DFSPs Fairbanks-Fort Greeley-Tick Junction, AK</u>									
	WC1JTR	WC8		WC1JTZ	GOGO	A	02		
1) Eielson AFB, Fairbanks, AK	FP5004	DM2	Army			A	02		
<u>c. DFSPs Anchorage-Whittier, AK</u>									
	WC1JTZ	WC9	Army	WC1JTZ	GOGO	A	02		
1) Alaska ANG, Anchorage, AK	FP6520	DM2		FP5000		A	02	M2	

DFRS and associated DFSPs, PLs, Ordering Activities & Designated Intermediate Control Points (DICP); JPOs		AAC	RI	Quality Surveillance Responsibility	DICP	Type DFSP	Medium	St/C Code	Order Code: FAR DFSC
2) Elmendorf AFB, Anchorage, AK		FP5000	DL2		FP5000		A	02	L2
3) King Salmon Aprt, Naknek, AK		FP5007	DK3		FP5000		A	02	
4) 172D INF. Brigade Ft. Richardson, AK		WC1JT4							
d.	<u>DFSP Haines, Alaska</u>	WC4RSZ	WCA	Army	WC1JTZ	GOGO	A	CA	
e.	<u>Cool Barge, Alaska</u>	UCWPCB	U06		SJ0628	COCO	V	02	
7.	<u>DFR CARIBBEAN Homestead AFB, FL</u>	SJ0627	T97				A	RQ	35
a.	<u>DFSP Roosevelt Roads, PR</u>	N00389	Q2A	Navy		GOGO	A	RQ	FA
	1) Puerto Rico ANG San Juan, PR	FP6540	DAN		FP4829		A	RQ	AN
b.	<u>DFSP/OCP Guantanamo Bay, Cuba</u>	N60514	Q2D	Navy		GOGO	A	CU	
c.	<u>DFSP St Croix</u>	UY7183	TLX	DFR-CRAIB	SJ0627	COCO	A		
8.	<u>JPO's SOCOM Area</u>								
a.	<u>DFSP/OCP Rodman, (Incl Cristobal, Arraijan and Gatun Terminals), Panama.</u>	N66833	Q2M	Navy		GOGO	M	PQ	

DFRs and associated DFSPs, PLs, Ordering Activities & Designated Intermediate Control Points (DICP); JPOs	AAC	RI	Quality Surveillance Responsibility	DICP	Type DFSP	Medium	St/C Code	Order Code:	
								FAR	DFSC
1) Howard AFB Balboa, Canal Zone	FP4810	DF9				A	PQ		GY
<b>9. JPOs LANTCOM Area</b>									
a. <u>DFSP Bermuda</u> <u>Hamilton Bermuda</u>	N62481	Q2F	Navy		GOGO	A	BD		N8
b. <u>DFSP Keflavik</u> <u>NS (Incl. Hufn &amp; Sandur Iceland)</u>	N63032	Q3P	Navy		GOCO	A	IC	KS	
c. <u>DFSP Hvalfjordur,</u> <u>Iceland</u>	N68224	Q2N	Navy	N63032	NATO	A	IC		
d. <u>DFSP Ponta Delgada,</u> <u>Azores, Portugal</u>	N68225	Q2P	Navy		NATO	A	AZ		
e. <u>DFSP Andoya, Norway</u>	N68226	Q2Q	DFR-E	N57089	NATO	A	NO		
f. <u>DFSP Bodo, Norway</u>	N68227	Q2R	DFR-E	N57089	NATO	A	NO		
g. <u>DFSP Orland, Norway</u>	N68228	Q2S	DFR-E	N57089	NATO	A	NO		
h. <u>DFSP Campbeltown,</u> <u>Scotland, UK</u>	N68229	Q2T	DFR-E	N57089	NATO	A	UK		
i. <u>DFSP Loch Striven,</u> <u>Scotland, UK</u>	N68231	Q2U	DFR-E	N57089	NATO	A	UK		
j. <u>DFSP Loch Ewe,</u> <u>Scotland, UK</u>	N68233	Q2V	DFR-E	N57089	NATO	A	UK		
k. <u>DFSP Machrihanish,</u> <u>Scotland, UK</u>	N68234	Q2W	DFR-E	N57089	NATO	A	UK		

DFRs and associated DFSPs, PLs, Ordering Activities & Designated Intermediate Control Points (DICP); JP0s	AAC	RI	Quality Surveillance Responsibility	DICP	Type DFSP	Medium	St/C Code	Order Code:	
								FAR	DFSC
l. <u>DFSP Lisbon (Incl. Espino and Montijo), Portugal</u>	N68235	Q2X	DFR-E	N57089	NATO	A	PO		
m. <u>DFSP El Ferrol, Spain</u>	N68236	Q2Y	Navy	N62862	FG	A	SP		
n. <u>DFSP Porto Santo, Madeira, Portugal</u>	N68477	Q3J	DFR-E	N57089	NATO	A	PO		
o. <u>DFSP Namsos, Norway</u>	FP4486	DGB			FG	A	AZ		GB
p. <u>DFSP Humla, Norway</u>	N68537	Q3U	DFR-E	N57089	NATO	M	NO		
q. <u>DFSP Hovringen, Norway</u>	N68542	Q3L	DFR-E	N57089	FG	A	NO		
r. <u>DFSP Plymouth, Devon, England</u>	N68543	Q3M	DFR-E	N57089	NATO	A	NO		
s. <u>DFSP Rosyth, Scot- land, UK</u>	N68615	Q3R	DFR-E	N57089	FG	A	UK		
t. <u>DFSP Hvalfjordur (EXXON), Iceland</u>	N68739	Q3T	DFR-E	N63032	COCO	A	IC		
u. <u>DFSP St. Georges Parish, Bermuda</u>	UY7035	T34	Navy	FP2500	COCO	A	GL		CN
v. <u>DFSP Hvalfjordur/ Iceland</u>	FP2573	DCN		N62Y81	COCO	A	BD		
	UY7038	T33	Navy	N63032	COCO	A	IC		
	UY7109	T72	Navy						

DFRS and associated DFSPs, PLs, Ordering Activities & Designated Intermediate Control Points (DICP); JPOs

	AAC	RI	Quality Surveillance Responsibility	DICP	Type DFSP	Medium	St/C Code	Order Code
w. <u>DFSP Antwerp, Belgium</u>	UY7113	T73	DFR-E	WK4SA0	COCO	A	BE	
IO. <u>DFR Pacific, Camp H.M. Smith, Honolulu, HI (PACOM)</u>	SJ0600	T74		SJ0600		D	15	7
a. <u>DFSP/OCF Kwajalein, Marshall Isls.</u>	AX6932	C3M	DFR-P		GOCO	A	TQ	3M
b. <u>DFSPs Waikakalaua-Kipapa, Oahu, HI</u>	EP6000	DRP	DFR-PA		GOGO	A	15	DG
1) <u>Hickam AFB, 15 AB WG, HI</u>	FP5260	DH4				A	15	
2) <u>Canton Island AFS, Phoenix Isls.</u>	FP2813	DG4		FP4610		A	FJ	C4
c. <u>DFSP Pearl Harbor, Oahu, HI</u>	N00604	NPB	DFR-P		GOGO	A	15	NQ (NSC Pearl)
d. <u>DFSP Subic Bay, Philippines</u>	N00651	NVB	DFR-P		GOGO	A	RP	H8 (NSD-Subic)
1) <u>Clark AB, 405 FTR WG, Luzon, RP</u>	FP5250	DC5				A	PP	C5
e. <u>DFSP/OCF Guam, Mariana Isls. DFSP/GORCO Guam</u>	N61119	Q2E	DFR-P	SJ0600	GOGO	A	GQ	4L (NS Guam)
	UY7160	T1Y	DFR-P	SJ0600	COCO	A	GQ	
1) <u>Anderson AFB, Agana, Guam</u>	FP4624	DF4				A	GQ	DA



DFRs and associated DFSPs, PLs, Ordering Activities & Designated Intermediate Control Points (DICP); JPOs	AAC	RI	Quality Surveillance Responsibility	DICP	Type DFSP	Medium	St/C Code	Order Code FAR	Code DFSC
f. <u>DFSP/OCF Midway</u>	N62494	Q2G	DFR-P		COCO	A	MQ		
g. <u>DFSP/OCF TSURUMI (Incl. Koshiba Depots, Tsurumi Nos. 1 &amp; 2 Depots Hokozaki Terminal and Hachinohe-GOCO Terminal), Japan</u>	N68245	Q3F	DFR-P		GOGO (COCO-Hachinche)	A	JA		
1) <u>NSD Yokosuka, Japan</u>	N62649					A	JA		4M
2) <u>DFSP-Matsuyama</u>	UY7162	TZa		SJ0600	COCO	A	JA		
h. <u>DFSPs Sasebo (Incl. Akasaki, Iorizaki and Yokose Terminals), Japan</u>	N68246	Q3G	DFR-P		GOGO	A	JA		
i. <u>DFSP/OCF Diego Garcia</u>	N68539	Q3K	Navy		GOGO	A	MR		
j. <u>DFSP Kunsan, Korea</u>	WT4JHT	WKU	Army	WT4KEK	GOGO	A	KS		
1) <u>Kunsan AB, TAC FTR WG, ROK</u>	FP5284	DB7				A	KS		B7
k. <u>DFSPs/OCF Army Petroleum Distribution System (Inc. Pohang, Pyongtaek, Seoul, Suwon, Taejon, Waegwan and Uijonghu Terminals), Korea</u>	WT4KEK	WKQ	Army		GOGO	A	KS		F4

DFRs and associated  
DFSPs, PLs, Ordering  
Activities & Designated  
Intermediate Control  
Points (DICP); JPOs

Quality  
Surveillance  
Responsibility

	AAC	RI	Army	DICP	Type	Medium	St/C	Order
					DFSP		Code	Code
								FAR
								DFSC
1. <u>DFSP ROK Marine Base</u> <u>Korea</u>	W8ØY11	ACV	Army	WT4KEK	FG	A	KS	
1) Kadena AB, 824 CBT GP, Okinawa	FP5270	DB6				A	JA	B6
2) DFSP-Yechou	W8Ø71K	AGS		WJ4KEK	FG	A		
m. <u>DFSPs Camp Kue Army</u> <u>Depot, Okinawa (Incl.</u> <u>Chimu-Man, Kuwee Nos.</u> <u>I &amp; 2, Naha Clean Oil,</u> <u>Naha Tank Farm #1 and</u> <u>White Beach Terminals),</u> <u>Kyukyu Isls., Japan</u>	WT6KGP	WRE	Army		GOGO	A	JA	
n. <u>DFSP Singapore</u>	UY7199	T3Q			COCO	A	SN	
11. <u>DFR EUROPE; HQ, USEUCOM Sjø6Ø1</u> <u>J4/7 (Vaihingen, Fed</u> <u>Rep Ger), APO New York</u> <u>09128.</u>		T75				A	GE	8Ø
a. <u>DFSP El Arahah (Incl.</u> <u>La Muela and Loeches</u> <u>terminals), Spain</u>	EPIØØØ	DFF	Air Force	FP5585	FG	A	SP	
1) ZARAGOZA AB, 406 TFTW, SP	FP5571	DFJ				A	SP	FJ
2) Torrejon AB, 401 FTR WG, Spain	FP5573	DFF				A	SP	FF
3) Moron AB, DET 2 401 TFW, SP	FP5575	DFD		FP5573		A	SP	FD

DFRs and associated DFSPs, PLs, Ordering Activities & Designated Intermediate Control Points (DICP); JPOs	AAC	RI	Quality Surveillance Responsibility	DICP	Type DFSP	Medium	St/C Code	Order Code: FAR	DFSC
b. <u>DFSP Thameshaven (Shell Haven), Essex, England, UK</u>	EP30000	DJP	DFR-E	EP40000	COCO	A	UK		
c. <u>DFSPs UK Pipeline System (Incl. Aldermaston, Avonmouth, Bowling Depot, Claydon, Flaxburton; Halton, Hamble, Heathfield, Islip, Kelmarsh, Plubley, Killingholme, Massingham, Misterton, Redcliffe Bay, Saffron Walden, Sandy, Sawtry, Thetford, Worcester terminals), UK (con't)</u>	EP40000	DKP	DFR-E		FG	A	UK		
1) <u>RAF Mildenhall, Tac Aft Wg, near Bury Suffolk, England</u>	FP5518	DDV				A	UK	DV	
2) <u>RAF Welford/Greenham Common, 7551 Ammo Sq. near Newbury, Berks, England</u>	FP5533	DGJ				A	UK	GJ	
3) <u>RAF Upper Heyford 20 Tac Ftr Wg, Oxford England</u>	FP5537	DEK				A	UK	EK	
4) <u>RAF Fairford, 7020 Air Base Gp, Gloucester, England</u>	FP5560	DDL		EP40000		A	UK		

DFRS and associated DFSPs, PLs, Ordering Activities & Designated Intermediate Control Points (DICP); JPOs	AAC	RI	Quality Surveillance Responsibility	DICP	Type DFSP	Medium	St/C Code	Order Code	DFSC
5) RAF Lakenheath, 48 Tac Ftr Wg, near Brandon, Suffolk, England	FP5587	DEH				A	UK		EN
6) RAF Alconbury, 10 Tac Recon Wg, Hunts England	FP5643	DEU				A	UK		EU
7) RAF Bentwaters, 81 Tac Ftr Wg, near Ipswich, Suffolk,	FP5644	DGX				A	UK		GX
d. <u>DFSP Lura, Norway</u>	EP5000	DVL	DFR-E	FP5500	FG	A	NO		
e. <u>DFSP Tanager, Norway</u>	EP7000	DVM	DFR-E	FP5500	FG	A	NO		
f. <u>DFSP Larkollen, Norway</u>	EP8000	DVN	DFR-E	FP5500	FG	A	NO		
g. <u>DFSP Gangsaas, Norway</u>	EP9000	DVP	DFR-E	FP5500	FG	A	NO		
h. <u>DFSP Muruvik, Norway</u>	EP9910	DZP	DRE-E	FP5500	FG	A	NO		
i. <u>DFSP Rota, Spain</u>	N62863	Q2L	Navy		FG	A	SP		
j. <u>DFSP Cartagena, Spain</u>	N68237	Q2Z	Navy	N62862	FG	A	SP		
k. <u>DFSP Augusta, Sicily Italy</u>	N68238	Q3A	DFR-E	N09550	NATO	A	SI		
l. <u>Nav Air Fac, Sigona, Sicily</u>	N62995					A	IT	4H	
1. <u>DFSP Cagliari, Sardinia, Italy</u>	N68239	Q3B	DFR-E	N09550	NATO	A	SD		

DFRs and associated DFSPs, PLs, Ordering Activities & Designated Intermediate Control Points (DICP); JPOs	AAC	RI	Quality Surveillance Responsibility	DICP	Type DFSP	Medium	St/C Code	Order Code	DFSC
1) Decimomannu AB Det 4, 40 TAGG, Sardinia, Italy	FP5697	DR8					SD		FC
m. <u>DFSP Gaeta, Italy</u>	N68240	Q3C	DFR-E	N09550	NATO	A	IT		
1) COMFAIRMED (6th Fleet), Naples	N09950					A	IT	4G	
2) Flt Air Med Floating Stg	N96717					P	IT	4J	
n. <u>DFSP Souda Bay, Crete, Greece</u>	N68242	Q3D	DFR-E	N09550	NATO	A	CR		
o. <u>DFSP Iskenderun (-NATO) Turkey</u>	N68243	Q3E	DFR-E	N09550	NATO	A	TU		
p. <u>DFSP CEPS/German Government Exchange, Germany</u>	UCEG01		Army	WKYSAU	FG	A	GE		
q. <u>DFSP Iskenderun, Tur- key</u>	UY7034	T36	DFR-E	FP5685	COCO	A	TU		
1) Incirlik AB TUSLOG, Det 10 Adana, Turkey	FP5685	DFK				A	TU		FK
r. <u>DFSP St. Theodori, Greece</u>	UY7114	T95	DFR-E	SJ0601	COCO	A	GR		
1) Hellenikon AB, Athens, Greece	FP5687	DEN				A	GR		EN

DFRs and associated DFSPs, PLs, Ordering Activities & Designated Intermediate Control Points (DICP); JPOS	AAC	RI	Quality Surveillance Responsibility	DICP	Type DFSP	Medium	St/C Code	Order Code:
s. <u>DFSP Porto Torres, Sardinia, Italy</u>	UY7128	TØN		SJØ6Ø1	COCO	A	IT	
t. <u>DFSP Mombasa, Kenya</u>	UY7130	TØQ		SJØ6Ø1	COCO	A	KE	
u. <u>DFSP Purfleet, Essex, UK</u>	UY7131	TØR			COCO	A	UK	
v. <u>DFSP Ebrach, UTGDepot Ebrach, Ger</u>	UY7132	TØS		WK4SAU	COCO	A	GE	
w. <u>DFSP Killingholme N. Killingholme, S. Humberside, Eng</u>	UY7133	TØT		SJU5Ø1	COCO	A	UK	
x. <u>DFSP Immingham Immingham Term. S. Humberside, Eng</u>	UY7134	TØU		SJU6Ø1	COCO	A	UK	
y. <u>DFSP South Shields, UK</u>	UY7136	TØW	DFR-E	SJU6Ø1	COCO	A	UK	
z. <u>DFSP Ghent Belgium</u>	UY7137	TØX	Army (TAMMC)	WK4SAU	COCO	A	BE	
aa. <u>DFSP Thurrock Essex, England</u>	UY7138	TØY	DFR-E	SJU6Ø1	COCO	A	UK	
bb. <u>DFSP Rotterdam Netherlands</u>	UY7140	TØA	DFR-E	WKUSAU	COCO	A	NL	
cc. <u>DFSP Oman</u>	UY7141	TØB			COCO	A	MU	
dd. <u>DFSP Wurzburg Germany</u>	UY7144	TØD	Army (TAMMC)	WK4SAU	COCO	A	GE	

	AAC	RI	Quality Surveillance Responsibility	DICP	Type DFSP	Medium	St/C Code	Order Code:	
								FAR	DFSC
DFRs and associated DFSPs, PLs, Ordering Activities & Designated Intermediate Control Points (DICP); JPOs									
ee. DFSP Prestwick <u>Preswick, Argyllshire, Scotland</u>	UY7146	T1G	DFR-E	SJU6Ø1	COC0	A	UK		
ff. DFSP Immingham, UK	UY7147	T1K	DFR-E	EP4ØØØ	COC0	A	UK		
gg. DFSP Zeetank, Belgium	UY7148	T1L	Army (TAMMC)	WK4SAU	COC0	A	BE		
hh. DFSP Albatross Belgium	UY7149	T1M	Army (TAMMC)	WK4SAU	COC0	A	BE		
ii. DFSP Stanlow, Scotland	UY7152	T1Q	DFR-E	SJU6Ø1	COC0	A	UK		
jj. DFSP Karlsruhe, Germany	UY7153	T1R	Army (TAMMC)	WK4SAU	COC0	A	GE		
kk. DFSP Neuberg, Germany	UY7154	T1S	Army (TAMMC)	WK4SAU	COC0	A	GE		
ll. DFSP Antwerp, Belgium	UY7163	T2B	Army (TAMMC)	WK4SAU	COC0	A	BE		
mm. DFSP Rotterdam, <u>Netherlands</u>	UY7164	T2C	Army (TAMMC)	WK4SAU	COC0	A	NL		
nn. DFSP Essex, England	UY7165	T2D	DFR-E	SJU6Ø1	COC0	A	JK		
oo. DFSP Gaeta, Italy	UY7167	T2F	DFR-E	SJØ6Ø1	COC0	A	IT		
pp. DFSP Livorno, Italy	UY7176	TØ2	DFR-E	SJØ6Ø1	COC0	A	IT		
qq. DFSP Priolo, Italy	UY7198	T3P	DFR-E	SJØ6Ø1	COC0	A	IT		
rr. DFSP Donges-Metz <u>(Incl. Melun, Chalons terminals, pipeline- complex) France</u>	WK4SAU	C11	DFR-E		GOC0	A	FR		

DFRs and associated DFSPs, PLs, Ordering Activities & Designated Intermediate Control Points (DICP); JPOs	AAC	RI	Army	Quality Surveillance Responsibility	DICP	Type DFSP	Medium	St/C Code	Order Code: FAR DFSC
ss. DFSP Central European Pipeline System (CEPS/ CEOA) Incl. L'Espi- quette, Versailles, France	WK6SAV	C09	Army	WK4SAU	NATO	A	FR	8S	
1) Rhein Main AB, 435 Tac Alft Wg, Fed Rep Ger	FP4420	DCY				A	GE	CY	
2) Zweibrucken, 26 Tac Recon Wg, Fed Rep Ger	FP5529	DHD				A	GE	HD	
3) Lindsey AB, 7100 AB Group Fed Rep Ger	FP5600	DFC				A	G	FY	
4) Sembach AB, 601 Tac Control Wg, Fed Rep Ger	FP5604	DFY				A	GE	DX	
5) Bitburg AB, 36 Tac Ftr Wg, Fed Rep Ger	FP5606	DDX				A	GE	CB	
6) Ramstein AB, 86 Tac Ftr Wg, Fed Rep Ger	FP5612	DCB				A	GE	DJ	
7) Hahn AB, 50 Tac Ftr Wg, Fed Rep Ger	FP5620	DDJ				A	GE	DQ	
8) Spangdahlem AB, 52 Tac Ftr Wg, Fed Rep Ger	FP5621	DDQ				A	GE		



DFRs and associated DFSPs, PLs, Ordering Activities & Designated Intermediate Control Points (DICP); JPOs		AAC	RI	Quality Surveillance Responsibility	DICP	Type DFSP	Medium	St/C Code	Order Code: FAR DFSC
tt. <u>FSP La Spezia (Italian Pipeline System), Italy</u>		WK9SAW	C12	DFR-E	WK4FV3	NATO	A	IT	
1) Aviano AB, 40 TAC GP, Italy		FP5682	DFU				A	IT	DD
12. <u>DFR MIDEAST FPO NY 09526</u>		SJ0629					A		
a.	<u>DFSP Djibouti</u>	UY7115	T91	DFR-ME	SJ0629	COCO	A	DJ	
b.	<u>DFSP Mombasa, Kenya</u>	UY7130	T0Q	DFR-ME	SJ0629	COCO	A	KE	
c.	<u>DFSP Oman</u>	UY7141	T1B	DFR-ME	SJ0629	COCO	A	MU	
d.	<u>DFSP Berbera, Somalia</u>	UY7156	T1W	DFR-ME	SJ0629	FG	A	S0	
e.	<u>DFSP Mogadishu,</u>	UY7158	T1V	DFR-ME	SJ0629	FG	A	S0	
f.	<u>DFSP Nairobi, Kenya</u>	UY7173	T2M	DFR-ME	SJ0629	COCO	A	KE	

APPENDIX A58


SAMPLE OF DD FORM 1887, PREPOSITIONED WAR RESERVE  
REQUIREMENTS FOR TERMINAL STORAGE

SECRET (WHEN DATA ENTERED)

INSTALLATION (a)	STATE OR COUNTRY (b)	DEP REGION/ LPR CODE (c)	GRADE (d)	FPMR (e)	QUANTITY HELD ON-BASE (f)	REQUIREMENTS FOR FISCAL YEAR 1984	DATE OF REPORT 1 Feb 83	REPORT CONTROL SYMBOL DLA (A)J117D3PAC
Hamilton AFB	California	3B	EXAMPLE FOR AIR FORCE	20,156	5,100	15,056	Martinez	
Keflavik	Iceland	2H	53,117	- 0 -	53,117	Keflavik		
7th Army	Iceland	2H	EXAMPLE FOR ARMY	10,000	None	10,000	Keflavik Terminal Korean Terminal	
8th Army	Korea	5H	136,482	4,611	131,871			
NAVAIRLANT	Iceland	2H	EXAMPLE FOR NAVY	278,698	None	278,698*	Iceland	
				JP5 9130-233-2329				
				* 112,698 may be stocked as JP4 in lieu of JP5				
7th Flt	N/A	5CD	1,220,000	None	1,220,000	1,220,000	Subic Bay	

SAMPLE

DD FORM 1887 1 OCT 78 PAGE 1 OF 1 SECRET (WHEN DATA ENTERED)



APPENDIX A59

INSTRUCTIONS FOR COMPLETING DD FORM 1887

A. HEADINGS. Enter the grade and NSN of product being reported, the fiscal year covered by the report, and the date the report is submitted. The unit of issue is barrels (42 U.S. gallons equal 1 barrel).

B. COLUMN (a) -- INSTALLATIONS. Enter the name and DoDAAC, if available, of the activity/installation designated as the PWRMR location.

C. COLUMN (b) -- STATE OR COUNTRY. Enter the state or country applicable to the entry in column (a). If there is no entry in column (a), column (b) will also be left blank.

D. COLUMN (c) -- OEP REGION/LPR CODE. Enter the JCS Planning and Reporting Code for the subarea in which the requirement is located. (Reference: JCS Publication 7.)

E. COLUMN (d) -- PWRMR. Enter the total PWRMR for the installation or subarea identified in columns (a), (b), and (c).

F. COLUMN (e) -- QUANTITY HELD ON BASE. Enter the quantity of PWRMS to be held on base or at some other retail activity of the reporting Military Service. Base-to-base support will be indicated in this column using subsequent lines with a total on the last line.

<u>Col (a)</u>	<u>Col (d)</u>	<u>Col (e)</u>	<u>Col (f)</u>
Base A	8,000	4,000	1,000
		2,000 BASE B (Name/DoDAAC)	
		1,000 BASE C (Name/DoDAAC)	
		<u>7,000</u> Total	

G. COLUMN (f) -- REQUIREMENT FOR TERMINAL STORAGE. Enter the quantity of PWRMS for which terminal storage is required (column (d) minus (e)).

H. COLUMN (g) -- RECOMMENDED TERMINAL STORAGE. Enter the name of the terminal at which storage is recommended for the quantity entered in column (f). Provide only one recommendation. Should the total PWRMR of the Military Services for a specific terminal location be greater than the storage availability, the requirement will be stored at the next closest terminal (with storage available) to the location of the requirement. Whenever possible, CONUS PWRMS in support of inland activities will be stored with 24-hour resupply distance of the using activity.

I. COLUMN (H) -- RATE OF DELIVERY. No entry required. AFSC-0 will calculate the average daily rate of delivery for the initial days of wartime operations using an automated program. This column applies only to CONUS locations.

APPENDIX A60

INVENTORY MANAGEMENT PLAN (IMP) FORMAT

FISCAL YEAR XXXX

REVISED AS OF X XXX XX

COMMAND REGION: XXXXXXXXXXXXXXXXXX

L P R	DFSP/COMPLEX NAME DODAAC	PROD/ SERV	SVC ON BASE(S)		DFSP PWRMR (3)	DATE DFSP PWRMRP (4)	REMARKS (5)
			PWRMR (1)	PWRMS (2)			
XX	X. DFSP DODAAC	XXX					
	A. Activity	X	XXXXXXXX	XXXXXXXX	XXXXXXXX	XXXXXXXX	
	B. Activity	X	XXXXXXXX	XXXXXXXX	XXXXXXXX	XXXXXXXX	
	C. Activity	X	XXXXXXXX	XXXXXXXX	XXXXXXXX	XXXXXXXX	
	D. Activity	X	XXXXXXXX	XXXXXXXX	XXXXXXXX	XXXXXXXX	
	E. Other Activity Backup						
	1. Activity	X	- 0 -	- 0 -	- 0 -	XXXXXXXX	
	2. Activity	X	- 0 -	- 0 -	- 0 -	XXXXXXXX	
				<u>REQMS</u>		<u>DISPOSITION</u>	
	AA. TOTAL MILITARY SERVICE PWRMR			XXXXXXXX			
	BB. TOTAL MILITARY SERVICE ONBASE PWRMS			XXXXXXXX			
	CC. PWRMR REQUIRING LOCAL DFSP SUPPORT			XXXXXXXX			
	DD. LOCAL DFSP PWRMRP					XXXXXXXX	
	EE. DFSP PWRMRP HELD FOR OTHER ACTIVITY BACKUP					XXXXXXXX	
	FF. DFSP TOTAL PWRMRP					XXXXXXXX	
	GG. LOCAL PWRMR NOT HELD AT THIS DFSP					XXXXXXXX	

	<u>REQMS</u>	<u>DISPOSITION</u>
HH. TANK BOTTOM INVENTORY		XXXXXX
II. MANIFOLD INVENTORY		XXXXXX
JJ. CROSS-COUNTRY PIPELINE FILL		XXXXXX
KK. TOTAL UNUSABLE INVENTORY		XXXXXX
LL. SYSTEM MAX FILL		XXXXXX
MM. INVIOATE LEVEL		XXXXXX
QQ. DFSP PSO		XXXXXX
RR. MAX AUTHORIZED LEVEL		XXXXXX

APPENDIX A61

INVENTORY MANAGEMENT PLAN (IMP) DEFINITIONS

1. The column headings across the page will be the Logistics Planning Region (LPR); DFSP Complex Name and DoDAAC; Product and Service; PWRMR; Military Service Onbase(s) PWRMS; DFSP PWRMR; Date DFSP PWRMRP, and Remarks. Starting with the column heading PWRMR, the headings will be numbered 1 through 5. Following is a definition of data shown in column headings 1 through 4:

- |                                   |   |
|-----------------------------------|---|
| (1) PWRMR                         | Total service requirements for activity shown.  |
| (2) Military Service Onbase PWRMS | Total PWRMS against the Military Service requirement shown which is held by the Military Service (includes all bases holding stocks for this location). This is the mathematical difference between columns (1) and (3).  |
| (3) DFSP PWRMR                    | The total requirement passed to DLA by the Service for DFSP support.  |
| (4) <u>(Date)</u> DFSP PWRMRP     | The quantity of product that the DFSP must hold as PWRMRP against the Military Service PWRMR for the location shown. NOTE: If there are two levels to be attained during the period covered by the IMP, the program has the flexibility to show the PWRMRP for each date. |

2. Data Elements AA through RR are defined below:

- |   |  |
|---|--|
| AA. Total Military Service PWRMR        | Total of column (1), "PWRMR."                                      |
| BB. Total Military Service Onbase PWRMS | Total of column (2), "Military Service Onbase(s) "PWRMS."          |
| CC. PWRMR Requiring Local DFSP Support  | Total of column (3), "DFSP PWRMR."                                 |
| DD. Local DFSP PWRMRP                   | That portion of column (4) DFSP PWRMRP which supports the Military |




- Service requirements reflected at this DFSP (a total of all data in column (4) where there is also correlating data in column (1)).
- EE. DFSP PWRMRP Held for Other Activity Backup That portion of column (4) DFSP PWRMRP which supports the Military Service requirements not reflected at this DFSP (a total of all data in column (4) where column (1) is shown as - 0 -).
- FF. DFSP Total PWRMRP A total of column (4). Includes all PWRMRP that this DFSP is required to support. (A total of DD and EE.)
- GG. Local PWRMR not Held at this DFSP A total of the difference between the requirements shown in column (3) for all locations and the PWRMRP established for this DFSP in column (4). (The difference between Data Elements CC and DD.)
- HH. Tank Bottom Inventory That inventory comprising tank bottoms at the DFSP.
- II. Manifold Inventory That inventory occupying manifold space at the DFSP.
- JJ. Cross-Country Pipeline Inventory within a cross-country pipeline.
- KK. Total Unusable Inventory Total of HH, II, and JJ.
- LL. System Max Fill Total of all storage space and pipeline fill within a reporting complex, including tank bottoms and manifold capacity, but excluding expansion space at top of tanks; i.e., the level to which storage can be filled.
- MM. Inviolate Level The level the DFSP cannot penetrate. (A total of FF and KK, if applicable.)
- NN. OO. and PP. Reserved for future use.

QQ. DFSP PSO

Terminal Peacetime Stockage  
Objective.

RR. Max Authorized Level

The level to which the DFSP is  
authorized to have stocks on hand.  
(A total of MM. and QQ.)



APPENDIX A62

LISTING OF PETROLEUM PRODUCTS AND PRODUCT CODES

<u>PROD CD</u>	<u>NATIONAL STOCK NUMBER</u>	<u>PROD CD</u>	<u>NATIONAL STOCK NUMBER</u>
<u>U/I</u>	<u>NOMENCLATURE</u>	<u>U/I</u>	<u>NOMENCLATURE</u>
<u>NATO CD</u>		<u>NATO CD</u>	
<u>Aviation Gasolines</u>		<u>Aviation Gasolines</u>	
130	<u>9130-00-179-1122</u>	145	<u>9130-00-871-6655</u>
GL	Gasoline, Aviation,	DR	Gasoline, Aviation,
F-18	Grade 100/130	F-22	Grade 115/145
	MIL-G-5572		MIL-G-5572 (Stored in
			Army-owned 500 gal
			collapsible fabric drums)
130	<u>9130-00-217-7176</u>	887	<u>9130-00-160-1839</u>
CN	Gasoline, Aviation,	GL	Gasoline, Aviation,
F-18	Grade 100/130	F-12	Grade 80/87
	MILS-G-5572		MIL-G-5572
	(5 gal can)		
130	<u>9130-00-221-0677</u>	887	<u>9130-00-217-7175</u>
DR	Gasoline, Aviation,	CN	Gasoline, Aviation,
F-18	Grade 100/130	F-12	Grade 80/87
	MIL-G-5572		MIL-G-5572
	(55 gal drum, 16 gage)		(5 gal can)
130	<u>9130-00-221-0678</u>	887	<u>9130-00-221-0684</u>
DR	Gasoline, Aviation,	DR	Gasoline, Aviation,
F-18	Grade 100/130	F-12	Grade 80/87
	MIL-G-5572		MIL-G-5572
	(55 gal drum, 18 gage)		(55 gal drum, 16 gage)
145	<u>9130-00-179-1125</u>	887	<u>9130-00-240-8208</u>
GL	Gasoline, Aviation,	DR	Gasoline, Aviation,
F-22	Grade 115/145	F-12	Grade 80/87
	MIL-G-5572		MIL-G-5572
			(55 gal drum, 18 gage)
145	<u>9130-00-273-2375</u>	<u>Jet Fuels</u>	
DR	Gasoline, Aviation,	JAA	<u>9130-00-359-2026</u>
F-22	Grade 115/145	GL	Turbine Fuel, Aviation,
	MIL-G-5572		Type Jet A
	(55 gal drum, 16 gage)		ASTM D-1655
145	<u>9130-00-179-1127</u>		
DR	Gasoline, Aviation,		
F-22	Grade 115/145		
	MIL-G-5572		
	(55 gal drum, 18 gage)		

PROD CD	NATIONAL STOCK NUMBER
U/I	NOMENCLATURE
NATO CD	NOMENCLATURE
<u>Jet Fuels (cont.)</u>	
JAB GL	<u>9130-01-234-1737</u> Turbine Fuel, Aviation, Type Jet B ASTM D-1655
JAI GL	<u>9130-00-753-5026</u> Turbine Fuel, Aviation, Type Jet A-1 ASTM D-1655
JP4 GL F-40	<u>9130-00-256-8613</u> Turbine Fuel, Aviation Grade JP-4 MIL-T-5624
JP4 DR F-40	<u>9130-00-273-2380</u> Turbine Fuel, Aviation, Grade JP-4 MIL-T-5624 (55 gal drum, 16 gage)
JP4 DR F-40	<u>9130-00-256-8617</u> Turbine Fuel, Aviation, Grade JP-4 MIL-T-5624 (55 gal drum, 18 gage)
JP4 DR F-40	<u>9130-00-873-3896</u> Turbine Fuel, Aviation, Grade JP-4 MIL-T-5624 (Stored in Army-owned 500 gal collapsible fabric drums)
JP5 GL F-44	<u>9130-00-273-2379</u> Turbine Fuel, Aviation, Grade JP-5 MIL-T-5624
JP5 DR F-44	<u>9130-00-285-1294</u> Turbine Fuel, Aviation, Grade JP-5 MIL-T-5624 (55 gal drum, 18 gage)

PROD CD	NATIONAL STOCK NUMBER
U/I	NOMENCLATURE
NATO CD	NOMENCLATURE
<u>Jet Fuels (cont.)</u>	
JP8 GL F-34	<u>9130-01-031-5816</u> Turbine Fuel, Aviation, Grade JP-8, Kerosene Type, MIL-T-83133
<u>Jet Fuel Inhibitors</u>	
SII GL S-748	<u>6850-00-082-2522</u> Inhibitor, Icing, Fuel System, Ethylene Glycol Monomethyl Ether MIL-I-27686
SIH GL	<u>6850-01-057-6427</u> Inhibitor, Icing Fuel System (High Flash Point) Diethylene Glycol Monomethyl Ether MIL-I-85470 (AS)
<u>Motor Gasolines</u>	
MG1 GL F-46	<u>9130-00-160-1818</u> Gasoline, Automotive, Combat, Type I MIL-G-3056
MG1 CN F-46	<u>9130-00-160-1817</u> Gasoline, Automotive, Combat, Type I MIL-G-3056 (5 gal can)
MG1 DR F-46	<u>9130-00-221-0680</u> Gasoline, Automotive, Combat, Type I MIL-G-3056 (55 gal drum, 16 gage)
MG1 DR F-46	<u>9130-00-240-8204</u> Gasoline, Automotive, Combat, Type I MIL-G-3056 (55 gal drum, 18 gage)

PROD CD  
U/I NATIONAL STOCK NUMBER  
NATO CD NOMENCLATURE

PROD CD  
U/I NATIONAL STOCK NUMBER  
NATO CD NOMENCLATURE

Motor Gasolines (cont.)

Motor Gasolines (cont.)

MG1 9130-00-873-3895  
DR Gasoline, Automotive,  
F-46 Combat, Type I  
MIL-G-3056  
(Stored in Army-owned  
500 gal collapsible  
fabric drums)

MG5 9130-01-147-1345  
GL Gasoline, Automotive  
Combat, Korean  
Industrial Standard  
Commercial Method,  
Class II  
KSM-2612

MG2 9130-00-160-1830  
GL Gasoline, Automotive  
Combat, Type II  
MIL-G-3056

MG6 9130-01-147-1346  
GL Gasoline, Automotive  
Combat, Korean  
Industrial Standard  
Commercial Method,  
Class III  
KSM-2612

MG2 9130-00-160-1831  
CN Gasoline, Automotive,  
Combat, Type II  
MIL-G-3056  
(5 gal can)

MGL 9130-01-135-2507  
GL Gasoline, Automotive  
Limited, Leaded  
FED-VV-G-1690<sup>1</sup>

MG2 9130-00-221-0685  
DR Gasoline, Automotive,  
Combat, Type II  
MIL-G-3056  
(55 gal drum, 16 gage)

MGP 9130-00-264-4538  
GL Gasoline, Automotive  
Premium, Leaded  
FED-VV-G-1690<sup>1</sup>

MG2 9130-00-240-8201  
DR Gasoline, Automotive,  
Combat, Type II  
MIL-G-3056  
(55 gal drum, 18 gage)

MGP 9130-00-264-6217  
DR Gasoline, Automotive,  
Premium, Leaded  
FED-VV-G-1690<sup>1</sup>  
(55 gal drum, 16 gage)

MG3 9130-01-096-3846  
GL Gasoline, Automotive,  
F-49 Combat, Type I  
MIL-G-3056

MGP 9130-00-264-4539  
DR Gasoline, Automotive,  
Premium, Leaded  
FED-VV-G-1690<sup>1</sup>  
(55 gal drum, 18 gage)

MG4 9130-01-147-1344  
GL Gasoline, Automotive  
Combat, Korean  
Industrial Standard  
Commercial Method,  
Class I  
KSM-2612

MGR 9130-00-264-6218  
GL Gasoline, Automotive  
Regular, Leaded  
FED-VV-G-1690<sup>1</sup>

<sup>1</sup>or ASTM D-439 for CONUS use.

PROD CD  
U/I NATIONAL STOCK NUMBER  
NATO CD NOMENCLATURE

Motor Gasolines (Cont.)

MGR 9130-00-264-6216  
DR Gasoline, Automotive,  
Regular, Leaded  
FED-VV-G-1690<sup>1</sup>  
(55 gal drum, 16 gage)

MGR 9130-00-264-6215  
DR Gasoline, Automotive,  
Regular, Leaded  
FED-VV-G-1690<sup>1</sup>  
(55 gal drum, 18 gage)

MGU 9130-00-221-0679  
DR Gasoline, Unleaded,  
Pressure Appliances,  
Chevron Blazo or equal  
(55 gal drum, 16 gage)

MGU 9130-00-240-8209  
DR Gasoline, Unleaded,  
Pressure Appliances,  
Chevron Blazo or equal  
(55 gal drum, 18 gage)

MUP 9130-00-148-7104  
GL Gasoline, Automotive,  
Premium, Unleaded  
FED-VV-G-1690<sup>1</sup>

MUR 9130-00-148-7103  
GL Gasoline, Automotive,  
Regular, Unleaded  
FED-VV-G-1690<sup>1</sup>

MUS 9130-00-148-7102  
GL Gasoline, Automotive,  
Limited, Unleaded  
FED-VV-G-1690<sup>1</sup>

MUS 9130-01-055-0816  
DR Gasoline, Automotive,  
Limited, Unleaded  
FED-VV-G-1690<sup>1</sup>  
(55 gal drum, 18 gage)

PROD CD  
U/I NATIONAL STOCK NUMBER  
NATO CD NOMENCLATURE

Gasohol

GUP 9130-01-090-1094  
GL Gasohol, Automotive,  
Premium, Unleaded  
MIL-G-53006

GUR 9130-01-090-1093  
GL Gasohol, Automotive,  
Regular, Unleaded  
MIL-G-53006

GUS 9130-01-090-1092  
GL Gasohol, Automotive,  
Limited, Unleaded  
MIL-G-53006

Liquid Hydrocarbons, Reclaimable

SLP 9130-01-036-2767  
GL SLOP

This stock number is assigned only  
for inventory reporting of off-  
spec product for which reblending  
is anticipated to result in an  
useable fuel.

Propellants

JPX 9130-00-233-0748  
LB Propellant  
P-923 Uns-Dimethyl-Hydrazine-  
Jet Fuel Type III  
(50% UDMH - 50% JP-4)  
MIL-P-26694 (USAF)  
(315 lb drum)

JPX 9130-00-243-5403  
LB Propellant  
P-923 Uns-Dimethyl-Hydrazine-  
Jet Fuel Type II  
(17% UDMH - 83% JP-4)  
MIL-P-26694 (USAF)  
(315 lb drum)

<sup>1</sup>See note on previous page.

PROD CD  
U/I NATIONAL STOCK NUMBER  
NATO CD NOMENCLATURE

PROD  
U/I NATIONAL STOCK NUMBER  
NATO CD NOMENCLATURE

Propellants (Cont.)

RP1 9130-00-543-7429  
GL Propellant, Kerosene  
(Rocket Engines)  
MIL-P-25576

RP1 9130-00-559-2475  
DR Propellant, Kerosene  
(Rocket Engines)  
MIL-P-25576  
(55 gal drum)

Distribution of these propellants is accomplished by San Antonio ALC.

Ramjet Engine Fuels

RJ4 9130-00-181-7141  
GL Fuel, Ramjet Engine,  
T-H Dimer, Grade RJ-4,  
MIL-F-82522 (OS)

RJ4 9130-00-181-7142  
DR Fuel, Ramjet Engine,  
T-H Dimer, Grade RJ-4  
MIL-F-82522 (OS)  
(55 gal drum, 18 gage)

Distribution of Grade RJ-4 is accomplished by San Antonio ALC.

Shale Crude Oils/Products

HNF 9140-01-153-8177  
GL High Nitrogen Hydrocracker Feed

SFM 9140-01-062-5536  
GL Shale, Refined Fuel Oil  
Diesel/DFM

SFM 9140-01-153-8173  
DR Shale, Refined Fuel Oil  
Diesel/DFM

Shale Crude Oils/Products (Cont.)

SF2 9140-01-062-5531  
GL Shale, Refined Fuel Oil  
Diesel/DF2

SF2 9140-01-153-3017  
DR Shale, Refined Fuel Oil  
Diesel/DF2  
(55 gal drum, 18 gage)

SHA 9140-01-062-5534  
GL Shale Crude Oil

SHA 9140-01-153-8172  
DR Shale Crude Oil

SMU 9140-01-062-5532  
GL Shale, Refined Gasoline  
Regular/No Lead

SMU 9140-01-153-8176  
DR Shale, Refined Gasoline  
Regular/No Lead  
(55 gal drum, 18 gage)

SP4 9140-01-062-5533  
GL Shale, Refined, Turbine  
Fuel, Aviation/JP-4

SP4 9140-01-154-5135  
DR Shale, Refined Turbine  
Fuel, Aviation/JP-4  
(55 gal drum, 18 gage)

SP5 9140-01-062-5535  
GL Shale, Refined Turbine  
Fuel, Aviation/JP-5

SP5 9140-01-154-5136  
DR Shale, Refined Turbine  
Fuel, Aviation/JP-5  
(18 gage drum)



PROD CD  
U/I NATIONAL STOCK NUMBER  
NATO CD NOMENCLATURE

PROD CD  
U/I NATIONAL STOCK NUMBER  
NATO CD NOMENCLATURE

Shale Crude Oils/Products (cont.)

SS6 9140-01-062-5537  
GL Shale, Refined Fuel Oil,  
Burner/Residual/FS6

TSB 9140-01-153-8171  
DR Oil, Crude/Bitumen,  
Tarsands  
(18 gage drum)

The above NSNs are assigned for  
interim testing period only.

Diesel Fuels

DFA 9140-00-286-5283  
GL Fuel Oil, Diesel, Arctic  
Grade, Mil Symbol DF-A  
FED-VV-F-800

DFA 9140-00-286-5282  
CN Fuel Oil, Diesel, Arctic  
Grade, Mil Symbol DF-A  
FED-VV-F-800 (5 gal can)

DFA 9140-00-286-5284  
DR Fuel Oil, Diesel, Arctic  
Grade, Mil Symbol DF-A  
FED-VV-F-800  
(55 gal drum, 16 gage)

DFA 9140-00-286-5285  
DR Fuel Oil, Diesel, Arctic  
Grade, Mil Symbol DF-A  
FED-VV-F-800  
(55 gal drum, 18 gage)

DFR 9140-01-056-8320  
GL Fuel Oil, Diesel, Referee  
Grade, Grade II, Engine  
Endurance, Regular/Winter  
Grade  
MIL-F-46162 (MR)

Diesel Fuels (cont.)

DFW 9140-01-079-5805  
GL Fuel Oil, Navy Distil-  
late (Fuel Oil, Diesel,  
Marine)  
(Waiver) MIL-F-16884  
Pour Point 0 degrees F  
(-17.8 degrees C)  
Cloud Point 10 degrees F  
(-12.2 degrees C)

DF1 9140-00-286-5286  
GL Fuel Oil, Diesel, Winter  
Grade,  
Mil Symbol DF-1  
FED-VV-F-800

DF1 9140-00-286-5287  
CN Fuel Oil, Diesel, Winter  
Grade  
Mil Symbol DF-1  
FED-VV-F-800  
(5 gal can)

DF1 9140-00-286-5288  
DR Fuel Oil, Diesel, Winter  
Grade,  
Mil Symbol DF-1  
FED-VV-F-800  
(55 gal drum, 16 gage)

DF1 9140-00-286-5289  
DR Fuel Oil, Diesel, Winter  
Grade,  
Mil Symbol DF-1  
FED-VV-F-800  
(55 gal drum, 18 gage)

DF1 9140-00-419-0450  
DR Fuel Oil, Diesel, Winter  
Grade,  
Mil Symbol DF-1  
FED-VV-F-800  
(Stored in Army-owned  
500 gal collapsible  
fabric drums)

PROD CD  
U/I NATIONAL STOCK NUMBER  
NATO CD NOMENCLATURE

PROD CD  
U/I NATIONAL STOCK NUMBER  
NATO CD NOMENCLATURE

Diesel Fuels (cont.)

Diesel Fuels (cont.)

DF2 9140-00-286-5294  
GL Fuel Oil, Diesel,  
F-54 Regular Grade,  
Mil Symbol DF-2  
FED-VV-F-800

DF2 9140-00-286-5295  
CN Fuel Oil, Diesel,  
F-54 Regular Grade  
Mil Symbol DF-2  
FED-VV-F-800  
(5 gal can)

DF2 9140-00-286-5296  
DR Fuel Oil, Diesel,  
F-54 Regular Grade  
Mil Symbol DF-2  
FED-VV-F-800  
(55 gal drum, 16 gage)

DF2 9140-00-286-5297  
DR Fuel Oil, Diesel,  
F-54 Regular Grade  
Mil Symbol DF-2  
FED-VV-F-800  
(55 gal drum, 18 gage)

F76 9140-00-273-2377  
GL Fuel Oil, Navy Distil-  
F-76 late (Fuel Oil, Diesel,  
Marine)  
MIL-F-16884

F76 9140-00-255-7764  
CN Fuel Oil, Navy Distil-  
F-76 late (Fuel Oil, Diesel,  
Marine)  
MIL-F-16884  
(5 gal can)

F76 9140-00-274-1912  
DR Fuel Oil, Navy Distil-  
F-76 late (Fuel Oil, Diesel,  
Marine)  
MIL-F-16884  
(55 gal drum, 16 gage)

F76 9140-00-273-2378  
DR Fuel Oil, Navy Distil-  
F-76 late (Fuel Oil, Diesel,  
Marine)  
MIL-F-16884  
(55 gal drum, 18 gage)

F76 9140-00-873-3902  
DR Fuel Oil, Navy Distil-  
F-76 late (Fuel Oil, Diesel,  
Marine)  
MIL-F-16884  
(Stored in Army-owned  
500 gal collapsible  
fabric drums)

Burner Oils

FL4 9140-01-107-6139  
GL Fuel Oil, Burner, Grade  
No. 4 (Light) Residual  
or Heavy Distillate  
ASTM D-396

FL5 9140-01-058-4431  
GL Fuel Oil, Burner, Grade  
No. 5 (Light) Residual  
ASTM D-396

FS1 9140-00-247-4366  
GL Fuel Oil, Burner, Grade  
No. 1 Distillate  
ASTM D-396

PROD CD	NATIONAL STOCK NUMBER
U/I	NOMENCLATURE
NATO CD	
<u>Burner Oils (cont.)</u>	
FS1 GL	<u>9140-00-247-4366</u> Fuel Oil, Burner, Grade No. 1 Distillate ASTM D-396
FS1 DR	<u>9140-00-247-4367</u> Fuel Oil, Burner, Grade No. 1 Distillate ASTM D-396 (55 gal drum, 16 gage)
FS1 DR	<u>9140-00-247-4364</u> Fuel Oil, Burner, Grade No. 1 Distillate ASTM D-396 (55 gal drum, 18 gage)
FS2 GL	<u>9140-00-247-4365</u> Fuel Oil, Burner, Grade No. 1 Distillate ASTM D-396
FS2 DR	<u>9140-00-247-4362</u> Fuel Oil, Burner, Grade No. 2 Distillate ASTM D-396 (55 gal drum, 18 gage)
FS2 DR	<u>9140-00-247-4363</u> Fuel Oil, Burner, Grade No. 2 Distillate ASTM D-396 (55 gal drum, 18 gage)
FS4 GL	<u>9140-00-247-4360</u> Fuel Oil, Burner, Grade No. 4, Light Residual or Heavy Distillate ASTM D-396
FS4 DR	<u>9140-00-247-4361</u> Fuel Oil, Burner, Grade No. 4, Light Residual or Heavy Distillate ASTM D-396 (55 gal drum, 16 gage)

PROD CD	NATIONAL STOCK NUMBER
U/I	NOMENCLATURE
NATO CD	
<u>Burner Oils (cont.)</u>	
FS4 DR	<u>9140-00-247-4358</u> Fuel Oil, Burner, Grade No. 4, Light Residual or Heavy Distillate ASTM D-396 (55 gal drum, 18 gage)
FS5 GL	<u>9140-00-247-4359</u> Fuel Oil, Burner, Grade No. 5, (Heavy) Residual, ASTM D-396
FS6 GL	<u>9140-00-247-4354</u> Fuel Oil, Burner, Grade No. 6, Residual ASTM D-396
NSF BL F-77	<u>9140-00-256-8610</u> Fuel Oil, Burner, Navy Special Residual MIL-F-859
<u>Kerosenes</u>	
KSD CN	<u>9140-00-261-7453</u> Kerosene, Deodorized Grade 1-K ASTM D-3699 (1 gal can)
KSD DR	<u>9140-00-965-2396</u> Kerosene, Deodorized Grade 1-K (55 gal drum, 18 gage) ASTM D-3699
KSN GL F-58	<u>9140-00-242-6748</u> Kerosene, Grade 2-K ASTM D-3699
KSN CN F-58	<u>9140-00-242-6749</u> Kerosene, Grade 2-K ASTM D-3699 (5 gal can)

PROD CD  
U/I NATIONAL STOCK NUMBER  
NATO CD NOMENCLATURE

PROD CD  
U/I NATIONAL STOCK NUMBER  
NATO CD NOMENCLATURE

Kerosenes (cont.)

KSN 9140-00-273-2394  
DR Kerosene, Grade 2-K  
F-58 ASTM D-3699  
(55 gal drum, 16 gage)

KSN 9140-00-242-6751  
DR Kerosene, Grade 2-K  
F-58 ASTM D-3699  
(55 gal drum, 18 gage)

Stove Oils, Miscellaneous

PS1 9140-01-061-4631  
GL Fuel Oil, No. 1  
ASTM D-396

PS2 9140-01-061-4632  
GL Diesel Fuel Oil, 2-D  
ASTM D-975

PS3 9140-01-061-4633  
GL Fuel Oil, No. 5 (Light)  
ASTM D-396

Lubricating Oils, Aviation

LA2 9150-00-753-5059  
GL Lubricating Oil,  
O-128 Aircraft Piston Engine  
(Ashless Dispersant)  
Type II  
MIL-L-22851

LA5 9150-01-016-8770  
GL Lubricating Oil, Air-  
craft Part #Aeroshell  
W120/Texaco Premium  
AD120

LA6 9150-00-985-7031  
GL Lubricating Oil, Jet  
O-133 Engine, Grade 1010  
MIL-L-6081

Lubricating Oils, Ground

LOB 9150-00-985-6986  
GL Lubricating Oil,  
Part #Engine Mobil  
Gard 593

LOD 9150-00-823-8025  
GL Lubricating Oil, Steam  
Turbine, Part #Socony  
Mobil DTE, Extra Heavy

LOT 9150-00-235-9064  
GL Lubricating Oil, Steam  
O-250 Turbine, (Noncorrosive)  
Mil Sym 2190 TEP  
MIL-L-17331 (SH)

LO4 9150-00-405-2987  
GL Lubricating Oil,  
Internal Combustion  
Engine, Tactical  
Services, Mil Sym  
OE/HDO 40  
MIL-L-2104

LO6 9150-00-181-8232  
GL Lubricating Oil,  
O-278 Shipboard Internal  
Combustion Engine,  
High Output Diesel,  
Mil Sym 9250,  
MIL-L-9000 (Ships)

LO7 9150-00-451-6947  
GL Lubricating Oil,  
Engine Viscosity, Grade  
10W-30  
MIL-L-46152

LO8 9150-00-183-7807  
GL Lubricating Oil,  
O-237 Internal Combustion  
Engine Tactical  
Services, Mil Sym  
OE/HDO 10 MIL-L-2104

PROD CD  
U/I NATIONAL STOCK NUMBER  
NATO CD NOMENCLATURE

PROD CD  
U/I NATIONAL STOCK NUMBER  
NATO CD NOMENCLATURE

Lubricating Oils, Ground (cont.)

L09 9150-00-183-7808  
GL Lubricating Oil,  
0-238 Internal Combustion  
Engine Tactical  
Services, Mil Sym  
OE/HDO 30 MIL-L-2104

The following product codes are  
for use in the Bulk Petroleum  
Storage Facilities Report  
(RCS:DD-P&L(A)506):

Turbine Fuel

JP7 9130-00-180-6385  
GL Turbine Fuel, Low  
Volatility  
MIL-T-38219

OP0 Miscellaneous

OPX Unknown

OP3 Rocket Fuel

REC Reclamation

APPENDIX A63

SAMPLE OF SF 149, U. S. GOVERNMENT NATIONAL CREDIT CARD

**U. S. GOVERNMENT NATIONAL CREDIT CARD**

This card is valid only for the supplies and services listed on the reverse side when furnished (1) to the specific agency, (2) the tag or registration number shown herein, or (3) to the number of units to any property identified U. S. Government property and for small aircraft only. Issues change effective 15 May 1979. Washington, DC 20306.

**BILLING CODE (501.4b(1))** → 000 000 000 0

**DEPARTMENT/AGENCY IDENTIFIER (501.4b(3))** → **AGENCY NAME --- 22 POSITIONS**

**TAG, SERIAL OR IDENTIFICATION NUMBER (501.4b(4))** → **TAG MAX 9 POS EXP MO/DA/YR**

**EXPIRATION DATE (501.4b(5))** → **XXX**

**REPLACEMENT CODE (501.4b(6))** → **XXX**

In accordance with the terms of Defense Fuel Supply Center Contract Bulletin DSA800-3.33, when presented, this card may be used to purchase any of the following supplies or services for properly identified U. S. Government motor vehicles, boats, or small aircraft:

- (1) For motor vehicles—regular and premium grade gasoline, loaded and unloaded; diesel fuel, regular and premium grade lubricating oil; lubricating services; oil filter elements; air filter service; tire and tube repairs; battery charging, washing and cleaning services; mounting and dismounting chains; permanent type anti-freeze; emergency replacement of defective spark plugs, fan belts, windshield wiper arms and blades; lamps; and other minor emergency repairs.
- (2) For boats—regular and premium grade gasoline, loaded and unloaded; diesel fuel; and regular and premium grade lubricating oil.
- (3) For small aircraft—aviation fuel and lubricating oil.

USE OF THIS CARD FOR OTHER THAN OFFICIAL PURPOSES AS STATED ABOVE IS A CRIMINAL OFFENSE SUBJECT TO FINE AND/OR IMPRISONMENT

STANDARD FORM NO. 149, REVISED JANUARY 1, 1979, PRESCRIBED BY FPMR 101-26.406.

APPENDIX A64  
SAMPLE OF DD FORM 173/2, JOINT MESSAGEFORM, USING OCR

JOINT MESSAGEFORM										
PART	DATE TIME GROUP			PRECEDENCE		CLASS	SPECIAL	LM	CO	ORIG. MS. IDEN.
	DAY	MM	YY	PR	INFO					
01	01			PP		UUUU				
MESSAGE HANDLING INSTRUCTIONS										
<p>FROM COMEASTLANT LONDON UK</p> <p>TO DAAS DAYTON OH</p> <p>UNCLAS</p> <p>P10347 9130002568613 1596000 EP6000 84D4910F2</p> <p>80201 DG050020F2</p> <p>P2159F 9130010315816 0269130FP55184336Z101FFP5518A61 10F2</p> <p>DKP 3478002920F2</p> <p>P2259F 9130010315816 0581414EP400043420001 EP4000 10F2</p> <p>DJP 3428000120F2</p> <p>P3059F 9130002568613 204751084D05310101 N68836338FCS12410F2</p> <p>S 0002 NBZ 339Z000120F2</p> <p>P2159F C1697495FP282343245004 10F2</p> <p>006420F2</p> <p>P3259F 9130002568613 1280568SJ06034348D0001 10F2</p> <p>T06 3488001720F2</p>										
D-STR										
NAME, TITLE, OFFICE SYMBOL, PHONE MS. MARY DFAMS, DFAMS SPEC, 47067						SPECIAL INSTRUCTIONS				
NAME, TITLE, OFFICE SYMBOL AND PHONE MS. R. OFFICIAL, CHIEF, 47069						SECURITY CLASSIFICATION UNCLASSIFIED				
SIGNATURE						DATE TIME GROUP				

6  
5  
4  
3  
2  
1  
0

APPENDIX B

FORMATS

INDEX

<u>APPENDIX</u>		<u>PAGE</u>
B1	P10 - Delivery Order/Amendment.....	B1-1
B2	P1Y - Delivery Order/Cancellation.....	B2-1
B3	P11 - Requisition/Amendment.....	B3-1
B4	P12 - Redistribution Order.....	B4-1
B5	P1B - Redistribution Order Cancellation.....	B5-1
B6	P13 - Release Order (To a Service/Agency).....	B6-1
B7	P1C - Release Order Cancellation (To a Service/Agency).....	B7-1
B8	P14/P15 - Release Order (Reclamation/Loan/Exchange Agreement).....	B8-1
B9	P1D/P1E - Release Order Cancellation (Reclamation /Loan/Exchange Agreement).....	B9-1
B10	P18 - Release Order (DRMO).....	B10-1
B11	P1H - Release Order Cancellation (DRMO).....	B11-1
B12	P19 - DFSP Requisition.....	B12-1
B13	P20 - Contractor Shipment.....	B13-1
B14	P21/P23 - DFSP Shipment (To a Service/Agency).....	B14-1
B15	P22 - DFSP Shipment (To a DFSP).....	B15-1
B16	P24/P25 - DFSP Shipment (Reclamation/Loan/Exchange Agreement).....	B16-1
B17	P28 - DFSP Shipment (To a DRMO).....	B17-1
B18	P29 - DFSP Shipment (To a Laboratory).....	B18-1
B19	P2A/P2B - DFSP Into-Plane Issue/Defuel.....	B19-1
B20	P2D - Diversion Order.....	B20-1



<u>APPENDIX</u>		PAGE
B21	P2E - Diversion Order Cancellation.....	B21-1
B22	P30 - Receipt From a Contractor.....	B22-1
B23	P31/P33 - Receipt From a DFSP (Service/ Agency).....	B23-1
B24	P32 - Receipt From a DFSP by a DFSP (Redistribution/Order).....	B24-1
B25	P34/P35 - Receipt by A DFSP or Service/Agency from Reclamation Activity or Loan/ Exchange Agreement.....	B25-1
B26	P39 - Receipt From a Service/Agency Activity or Tariff Agreement/COCO Service Contract by a DFSP.....	B26-1
B27	P3D - Receipt of Diverted Product.....	B27-1
B28	P3T - Receipt For All Sources via Tanker.....	B28-1
B29	P41 - Physical Inventory.....	B29-1
B30	P42 - Inventory Adjustment.....	B30-1
B31	P43 - Condition/Identity Change.....	B31-1
B32 thru B56	Reserved for Future Use	
B57	P51 - Government Bill of Lading Data.....	B57-1
B58	P52 - Government Bill of Lading Data (Ancillary)..	B58-1
B59	P53 - Multiple Government Bill of Lading Data.....	B59-1
B60	Reserved	
B61	P60 - Management Notice (Tanker Order Notification) (Computer Generated).....	B61-1
B62	P6A - Management Notice (Delivery Order Review) (Computer Generated) .....	62-1
B63	P6B - Management Notice (Missing Transaction Message) (Computer Generated).....	B63-1

APPENDIX

PAGE

B64	Reserved	
B65	P6D - DFSP Management Notice Reconciliation Review Required (Computer Generated).....	B65-1
B66	P6F - Management Notice (DFAMS Inquiry to Air Force Activities).....	B66-1
B67	P6R - Transaction Receipt (Computer Generated).....	B67-1
B68	P6S - Suspense Notification Transaction.....	B68-1
B69	Reserved	
B70	Reserved	
B71	P9A - Transaction/Sequence/Suffix Error Correction.....	B71-1
B72	P9B - Intransit Gain/Loss Adjustment (Computer Generated).....	B72-1
B73	P9C/P9D - Capitalization (Gain)/Decapitalization (Loss) of Inventory From/To a Service/Agency.....	B73-1
B74	P9E - Special Inventory Control Account Close Out.....	B74-1
B75	Reserved	
B76	P (Numeric) Z - Reject (Computer Generated).....	B76-1
B77	XEL - Multiple DFSPs on a Tanker/Barge Shipment from Contractor (For Internal DLA/DFSC Use Only).....	B77-1
B78	XMA - GBL Data (Supplemental Entitlement) (By DI).....	B78-1

## APPENDIX B1

DELIVERY ORDER/AMENDMENT

<u>Field Legend</u>	<u>Record Position(s)</u>	<u>Entry and Instructions</u>	<u>Block of Source Document DD 1155</u>
<u>Document Identifier</u>	1-3	P10.	
Delivery Order/ Amendment Preparation Day	4-6	Enter Julian day corresponding to date shown on source document.	3
Medium of Transmission	7	Enter code, if applicable; otherwise, leave blank.	
National Stock Number	8-20	Enter from source document. Must be valid NSN.	19 <sup>1</sup>
Blank	21	Leave blank.	
Action	22	Enter "C" or "R," if applicable; otherwise, leave blank. <sup>2&amp;3</sup>	

<sup>1</sup>The following data may be left blank for delivery order amendment transactions: national stock number (rp 8-20), document number (rp 30-43), SUPAAC (rp 45-50), signal (rp 51), and fund code (rp 52-53). The data will be automatically perpetuated by DFAMS from initial delivery/amendment order transaction (00 in rp 79-80).

<sup>2</sup>When Management Indicator "D" (Default) is unput to identify the recorded delivery order/amendment as undergoing default action, Action "C" must also be used. To delete a recorded Management Indicator "D," use Action "C" with an "E" in the management indicator field. Use only when authorized by DFSC-P.

<sup>3</sup>When default action is authorized on delivery order against which shipments/receipts have been recorded, a delivery order/amendment transaction must be processed to reduce the quantity ordered to the quantity shipped/received, in order to permit automatic order closeout by DFAMS; this delivery order/amendment transaction must contain Action code blank (add) and Management Indicator "D." Use only when actual default is authorized by DFSC-P.

<u>Field Legend</u>	<u>Record Position(s)</u>	<u>Entry and Instructions</u>	<u>Block of Source Document DD 1155</u>
Supply Transaction Quantity	23-29	Enter from source document. Prefix significant digits with zeros; e.g., 0012000.	20
<u>Document Number</u>	30-43	Enter from source document. If consignee is a Defense Fuel Support Point (DFSP), leave blank.	4 or 191&4
Management Indicator	44	Enter A, J, K, or leave blank.	19
Supplementary Activity Address Code	45-50	1. When delivery is to a "DFSP" and delivery is by tanker or barge (Modes Z, W, or 2, block 19), enter "YDFSP" in rp 45-49.  2. If delivery is by other than barge or tanker, enter the DODAAC shown in block 14.	17  141&4
Signal	51	(1) Enter code from source document.  (2) If consignee is a DFSP, leave blank.	17 or 191&4

<sup>1</sup>See previous page.

<sup>4</sup>If the DD 1155 is for tanker delivery and more than one CLIN, it is possible to have a different consignee for each CLIN. In that instance, the document number, supplementary activity address code, signal, and fund code data will appear in block 19 for the applicable CLIN. A separate P10 must be created for each contract, delivery order number, and CLIN combination cited on the DD 1155.

<u>Field Legend</u>	<u>Record Position(s)</u>	<u>Entry and Instructions</u>	<u>Block of Source Document DD 1155</u>
Fund Code	52-53	(1) Enter code from source document.  (2) If consignee is DFSP, leave blank. <sup>2</sup>	17 or 191&4
<u>Contract Number Abbreviated</u>  or <u>Obligation Authority Number (OA)</u>	54-60	(1) Enter last seven digits of the DFSC contract number; e.g., 83D0358.  or (2) Enter complete Obligation Authority Number, e.g., CD83001. (Applicable only to DFSC.)	1
<u>Contract Line/ Subline Item Number (CLIN)</u>  or <u>Agreement Line Item Number (AGRMT LINO)</u>	61-66	Enter from source document (1) CLIN - rp 61-64. If less than four digits, prefix with zeros; e.g., 0101. Subline item number - rp 65-66. If less than two digits, prefix with a zero; e.g., 01. If no subline item no., leave rp 65-66 blank  or (2) AGRMT LINO - rp 61-64. If less than four digits; prefix with zeros; e.g., 0101. Leave rp 65-66 blank (applicable only to DFSC).	18
Cargo Number	67-72	Enter cargo number from source document. Leave blank when management indicator is "A."	19

<sup>1&2</sup>See page B1-1.

<sup>4</sup>See previous page.

<u>Field Legend</u>	<u>Record Position(s)</u>	<u>Entry and Instructions</u>	<u>Block of Source Document DD 1155</u>
Blank	73-74	Leave blank.	
<u>Delivery Order Number</u>	75-78	Enter as shown on source document.	2 or 19 <sup>5</sup>
<u>Delivery Order Amendment Suffix</u>	79-80	Enter amendment number as shown on source document. Must be zeros for the basic delivery order (i.e., 00).	2 or 19 <sup>1,3,&amp;5</sup>

---

<sup>1&3</sup>See note on page B1-1.

<sup>5</sup>If the DD 1155 is for delivery by barge or pipeline to a DFSP, it is possible to have more than one delivery order number. In this instance, the delivery order numbers will be cited in block 19. A separate P10 must be created for each contract, delivery order number, and CLIN combination cited on the DD 1155.

APPENDIX B2

DELIVERY ORDER/CANCELLATION<sup>1</sup>

<u>Field Legend</u>	<u>Record Position(s)</u>	<u>Entry and Instructions</u>	<u>Block of Source Document DD 1155</u>
<u>Document Identifier</u>	1-3	PIY. <sup>1</sup>	
Delivery Order/ Amendment Preparation Day	4-6	Enter Julian day corresponding to date shown on source document.	3
Medium of Transmission	7	Enter code when applicable; otherwise, leave blank.	
Blank	8-21	Leave blank.	
Action	22	Enter "C" when applicable; otherwise, leave blank.	
Blank	23-43	Leave blank.	
Management Indicator	44	Enter "D" or leave blank. <sup>2</sup>	
Blank	45-53		
<u>Contract Number Abbreviated</u> or <u>Obligation Authority Number</u>	54-60	(1) Enter last seven digits of DFSC contract number; e.g., 78D0358 or (2) Enter the complete obligation authority	1

<sup>1</sup>There must be no shipment recorded prior to processing a PIY cancellation transaction.

<sup>2</sup>Management Indicator "D" must be used to cancel an order identified as undergoing default action (i.e., Management Indicator "D" previously unput by a P10 change transaction); otherwise, this transaction will reject. Use only when actual default is authorized by DFSC-P.

<u>Field Legend</u>	<u>Record Position(s)</u>	<u>Entry and Instructions</u>	<u>Block of Source Document</u> <u>DD 1155</u>
		number, e.g., CD78001. (Applicable only to DFSC.)	
Blank	61-74	Leave blank.	
<u>Delivery Order Number</u>	75-78	Enter from source document.	2
<u>Delivery Order Amendment Suffix</u>	79-80	Enter last two positions of delivery order number shown on source document.	2



APPENDIX B3

REQUISITION/AMENDMENT<sup>1</sup>

<u>Field Legend</u>	<u>Record Position(s)</u>	<u>Entry and Instructions</u>	<u>Block of Source Document(s)</u>	
			<u>DD 1348-1</u>	<u>DD 1149</u>
<u>Document Identifier</u>	1-3	P11.		
<u>Routing Identifier To</u>	4-6	S9F.		
<u>Medium of Transmission</u>	7	Enter code when applicable; otherwise, leave blank.		
<u>National Stock Number</u>	8-20	Enter from source document.	rp 8-20	4b
<u>Blank</u>	21-22	Leave blank.		
<u>Supply Transaction Quantity</u>	23-29	Enter from source document (significant digits prefixed with zeros; e.g., 0012000).	rp 23-29 <sup>2</sup>	4e
<u>Document Number</u>	30-43	Enter from source document.	rp 30-43	6
<u>Demand</u>	44	Enter code IAW Service/Agency instructions; otherwise, leave blank.	rp 44	

<sup>1</sup>All activities are exempt from using this format for reporting DFAMS transactions to DFSC or submitting electronic requisitions to their designated DFSP. Future use of this format for reporting requisition/amendment transactions is planned and will commence upon notification from DFSC. To requisition product from a designated DFSP, customers must prepare and submit a DD Form 1149 or 1348-1 as prescribed in appendix A.

<sup>2</sup>Requisition amendment numbers 01 to 99 amend the previous requisition and substitute the new requisition quantity (supply transaction quantity). Quantity may be zero for total cancellation.

Field Legend	Record Position(s)	Entry and Instructions	Block of Source Document(s)	
			DD 1348-1	DD 1149
Supplementary Activity Address Code	45-50	Enter SUPAAC from source document. <sup>3</sup>	rp 45-50	4b
Signal	51	Enter from source document.	rp 51	4b
Fund Code	52-53	Enter from source document.	rp 51-53	4b
Distribution	54-56	Enter code from source document IAW Service/Agency instructions when applicable; otherwise, leave blank.	rp 54-56	
Project	57-59	Enter code IAW Service/Agency instructions when applicable; otherwise, leave blank.	rp 57-59	4b
Priority Designator	60-61	Enter priority designator based on precedence through Uniform Materiel Movement and Issue Priority System (UMMIPS); if left blank, priority 15 will be assigned.	rp 60-61	8
Required Delivery Day	62-64	Enter from source document.	rp 62-64	7

---

<sup>3</sup>Ship-to/bill-to DoDAAC furnished by the Service/Agency activity to receive the product. When the ship-to/bill-to DoDAAC is not applicable, leave blank or enter "Y" in rp 45 followed by any data significant to the requisition, as desired.

Field Legend	Record Position(s)	Entry and Instructions	Block of Source Document(s)	
			DD 1348-1	DD 1149
Blank	65-66	Leave blank.		
Routing Identifier From	67-69	Enter RI of submitting activity.	rp 67-69	1
Activity Address Code (Consignor)	70-75	Enter from source document (DoDAAC of shipper).	rp 70-75	2
Blank	76-78	Leave blank.		
Requisition Number Amendment	79-80	Enter "00" for original requisition and sequential numbers for amendments (e.g., 01, 02, etc.).	rp 79-80	6

APPENDIX B4

REDISTRIBUTION ORDER

<u>Field Legend</u>	<u>Record Position(s)</u>	<u>Entry and Instructions</u>	<u>Block of Source Document DD 1348-1</u>
<u>Document Identifier</u>	1-3	P12.	rp 1-3
Routing Identifier To	4-6	Enter from source document (RI of the DFSP from which the product is to be shipped).	rp 4-6
Medium of Transmission	7	Enter code when applicable; otherwise, leave blank.	rp 7
National Stock Number	8-20	Enter from source document.	rp 8-20
Blank	21-22	Leave blank.	
Supply Transaction Quantity	23-29	Enter from source document (significant digits prefixed with zeros; e.g., 002000).	rp 23-29
Document Number	30-43	Enter from source document. <sup>1</sup>	rp 30-43
Suffix	44	Leave blank.	
Supplementary Activity Address Code	45-50	Enter from source document (DoDAAC of the DFSP consignee).	rp 45-50

<sup>1</sup>Assigned by DFR/focal point as follows:.

- rp 30-35 - DoDAAC of DFR/focal point.
- rp 36-39 - Julian date prepared.
- rp 40-43 - Sequentially assigned serial number, starting with 0001 each day.

<u>Field Legend</u>	<u>Record Position(s)</u>	<u>Entry and Instructions</u>	<u>Block of Source Document DD 1348-1</u>
Signal	51	Leave blank.	
Fund Code	52-53	Leave blank.	
Distribution	54-56	Leave blank.	
Blank	57-61	Leave blank.	
Required Delivery Day	62-64	Enter from source document.	rp 62-64
Blank	65-66	Leave blank.	
Routing Identifier From	67-69	Enter from source document.	rp 67-69
Blank	70-75	Leave blank.	
Mode of Shipment	76	Enter from source document.	2
Blank	77-80	Leave blank.	

APPENDIX B5

REDISTRIBUTION ORDER CANCELLATION

<u>Field Legend</u>	<u>Record Position(s)</u>	<u>Entry and Instructions</u>	<u>Source Document</u>
<u>Document Identifier</u>	1-3	P1B.	
Routing Identifier To	4-6 )		
Medium of Transmission	7 )		
National Stock Number	8-20 )		
Blank	21-22 )		
Supply Transaction Quantity	23-29 )	Data in rp 4-80 entered from the original redistribu- tional order.	Source docu- ment same as DI P12.
Document Number	30-43 )		
Suffix	44 )		
Supplementary Activity Address Code	45-50 )		
Signal	51 )		
Fund Code	52-53 )		
Distribution	54-56 )		
Blank	57-61 )		

<u>Field Legend</u>	<u>Record Position(s)</u>	<u>Entry and Instructions</u>	<u>Source Document</u>
Required Delivery Day	62-64	)	
		)	
		)	
Blank	65-66	)	
		)	
Routing Identifier From	67-69	)	
		)	
		)	
Blank	70-75	)	
		)	
Mode of Shipment	76	)	
		)	
		)	
Blank	77-80	)	

APPENDIX B6

RELEASE ORDER (TO A SERVICE/AGENCY)

<u>Field Legend</u>	<u>Record Position(s)</u>	<u>Entry and Instructions</u>	<u>Block of Source Document DD 1348-1</u>
<u>Document Identifier</u>	1-3	P13. <sup>1</sup>	rp 1-3
Routing Identifier To	4-6	Enter RI of the DFSP from which the product is to be shipped.	rp 4-6
Medium of Transmission	7	Enter code when applicable; otherwise, leave blank.	rp 7
National Stock Number	8-20	Enter from source document.	rp 8-20
Blank	21	Leave blank.	
Action	22	Enter "C" or "R" when applicable; otherwise leave blank.	
Supply Transaction Quantity	23-29	Enter from source document (significant digits prefixed with zeros; e.g., 0012000).	rp 23-29
<u>Document Number</u>	30-43	Enter from source document. <sup>2</sup>	rp 30-43
Suffix	44	Leave blank.	

---

<sup>1</sup>When the P13 document is used for free issue, the transaction will be initiated by DFSC, a signal code of "M" will be entered in rp 51, fund code (rp 52-53) will be blank, and rp 67-69 will contain "S9F."

<sup>2</sup>Furnished by Service/Agency activity to receive the product or assigned by DFSC.



<u>Field Legend</u>	<u>Record Position(s)</u>	<u>Entry and Instructions</u>	<u>Block of Source Document DD 1348-1</u>
Supplementary Activity Address Code	45-50	Enter from source document. <sup>3</sup>	rp 45-50
Signal	51	Enter from source document. <sup>4</sup>	rp 51
Fund Code	52-53	Enter from source document. <sup>5</sup>	rp 52-53
Distribution	54-56	Leave blank.	
Blank	57-59	Leave blank.	
Priority Designator	60-61	Enter from source document.	rp 60-61
Required Delivery Day	62-64	Enter from source document.	rp 62-64
Blank	65-66	Leave blank.	
Routing Identifier From	67-69	Enter from source document (RI of DFSC/DFR initiating the order).	rp 67-69
Blank	70-75	Leave blank.	
Mode of Shipment	76	Enter from source document.	2
Blank	77-80	Leave blank.	

<sup>3</sup>Ship-to/Bill-to DoDAAC furnished by the Service/Agency activity to receive the product. When the Ship-to/Bill-to DoDAAC is not applicable, leave blank or enter "Y" in rp 45 followed by any data significant to the requisition as desired.

<sup>4</sup>Signal code furnished by the Service/Agency activity to receive the product.

<sup>5</sup>Fund code furnished by the Service/Agency activity requiring the product. (Blank when signal code "M" applies.)

APPENDIX B7

RELEASE ORDER CANCELLATION (TO A SERVICE/AGENCY)

<u>Field Legend</u>	<u>Record Position(s)</u>	<u>Entry and Instructions</u>	<u>Source Document</u>
<u>Document Identifier</u>	1-3	P1C.	
Routing Identifier To	4-6 )		
Medium of Transmission	7 )		
National Stock Number	8-20 )		
Blank	21 )		
Action	22 )	Data in rp 4-80 entered from the original release order.	Source document same as DI P13.
Supply Transaction Quantity	23-29 )		
Document Number	30-43 )		
Suffix	44 )		
Supplementary Activity Address Code	45-50 )		
Signal	51 )		
Fund Code	52-53 )		
Distribution	54-56 )		

<u>Field Legend</u>	<u>Record Position(s)</u>	<u>Entry and Instructions</u>	<u>Source Document</u>
Blank	57-59 )		
Priority Designator	60-61 )		
Required Delivery Day	62-64 )		
Blank	65-66 )		
Routing Identifier From	67-69 )		
Blank	70-75 )		
Mode of Shipment	76 )		
Blank	77-80 )		

APPENDIX B8

RELEASE ORDER (RECLAMATION/LOAN/EXCHANGE AGREEMENT)

<u>Field Legend</u>	<u>Record Position(s)</u>	<u>Entry and Instructions</u>	<u>Block of Source Document DD 1348-1</u>
<u>Document Identifier</u>	1-3	Enter applicable DI as follows:  P14 DFSP release to a Reclamation activity.  P15 DFSP release - Loan/Exchange agreement.	rp 1-3
<u>Routing Identifier To</u>	4-6	Enter from source document (RI of DFSP from which product is to be shipped).	rp 4-6
<u>Medium of Transmission</u>	7	Enter code when applicable; otherwise, leave blank.	rp 7
<u>National Stock Number</u>	8-20	Enter from source document.	rp 8-20
<u>Blank</u>	21-22	Leave blank.	
<u>Supply Transaction Quantity</u>	23-29	Enter from source document. (Significant digits prefixed with zeros; e.g., 0012000).	rp 23-29

<sup>1</sup>Assigned by the DFSC as follows:

- rp 30-35 - "SC0600"
- rp 36-39 - Julian date prepared
- rp 40-41 - Positions 3 and 4 of special account DoDAAC; e.g., "HC."
- rp 42-43 - Sequentially assigned serial number, starting with 01 each day.  
Example: SC06008023HC01.

<u>Field Legend</u>	<u>Record Position(s)</u>	<u>Entry and Instructions</u>	<u>Block of Source Document DD 1348-1</u>
Document Number or Contract Number Abbreviated/Contract Line/Subline Item Number	30-43	Enter from source document. <sup>1</sup> or Enter from source document. <sup>2</sup>	rp 30-43  rp 30-42
Suffix	44	Leave blank.	
Activity Address Code	45-50	Enter from source document (special inventory control account AAC assigned by DFSC monitor).	rp 45-50
Blank	51-66	Leave blank.	
Routing Identifier From	67-69	Enter S9F.	rp 67-69
Blank	70	Leave blank.	
Supply Condition	71	Enter from source document.	rp 71
Blank	72-75	Leave blank.	
Mode of Shipment	76	Enter from source document.	2
Blank	77-80	Leave blank.	

<sup>1</sup>See note on page B8-1.

<sup>2</sup>Enter the last seven digits of the DFSC contract number (e.g., 86D0517) followed by four digit CLIN and two digit subline. If no subline item no., leave rp 41-42 blank. Rp 43 always left blank when using contract number abbreviated.

APPENDIX B9

RELEASE ORDER CANCELLATION  
(RECLAMATION/LOAN/EXCHANGE AGREEMENTS)

<u>Field Legend</u>	<u>Record Position(s)</u>	<u>Entry and Instructions</u>	<u>Source Document DD 1348-1</u>
<u>Document Identifier</u>	1-3	Enter applicable DI as follows:  P1D DFSP release to a Reclamation activity.  P1E DFSP release - Loan/Exchange agreement.	
Routing Identifier To	4-6 )	)	
Medium of Transmission	7 )	)	Source document same as DI P14/P15
National Stock Number	8-20 )	)	
Blank	21-22 )	)	
Supply Transaction Quantity	23-29 )	)	
Document Number or Contract Number Abbreviated/CLIN	30-43 ) 30-42 )	) ) Enter data in rp 4-80 from original release order.	
Suffix	44 )	)	

<u>Field Legend</u>	<u>Record Position(s)</u>	<u>Entry and Instructions</u>	<u>Source Document DD 1348-1</u>
Activity Address Code	45-50		
Blank	51-66		
Routing Identifier From	67-69 )		
Blank	70 )		
Supply Condition	71 )		
Blank	72-75 )		
Mode of Shipment	76 )		
Blank	77-80 )		

APPENDIX B10  
RELEASE ORDER (DRMO)

<u>Field Legend</u>	<u>Record Position(s)</u>	<u>Entry and Instructions</u>	<u>Block of Source Document DD 1348-1</u>
<u>Document Identifier</u>	1-3	P18.	rp 1-3
Routing Identifier To	4-6	Enter from source document (RI of DFSP from which product is to be shipped).	rp 4-6
Medium of Transmission	7	Enter code when applicable; otherwise, leave blank.	rp 7
National Stock Number	8-20	Enter from source document.	rp 8-20
Blank	21-22	Leave blank.	
Supply Transaction Quantity	23-29	Enter from source document.	rp 23-29
Document Number	30-43	Enter from source document. <sup>1</sup>	rp 30-43
Suffix	44	Leave blank.	
Supplementary Activity Address Code	45-50	Enter from source document (consignee DoDAAC).	rp 45-50
Blank	51-66	Leave blank.	

<sup>1</sup>Assigned by the DFR/focal point as follows:

- rp 30-35 - DoDAAC of the DFR/focal point.
- rp 36-39 - Julian day prepared.
- rp 40-43 - Sequentially assigned serial number, starting with 0001 each day.



<u>Field Legend</u>	<u>Record Position(s)</u>	<u>Entry and Instructions</u>	<u>Block of Source Document DD 1348-1</u>
Routing Identifier	67-69	Enter from source document (RI of DFR/ focal point initiating the order).	rp 67-69
Blank	70-75	Leave blank.	
Mode of Shipment	76	Enter from source document.	2
Blank	77-80	Leave blank.	

APPENDIX B11

RELEASE ORDER CANCELLATION (DRMO)

<u>Field Legend</u>	<u>Record Position(s)</u>	<u>Entry and Instructions</u>	<u>Source Document DD 1348-1</u>
<u>Document Identifier</u>	1-3	P1H.	
Routing Identifier To	4-6 )		
Medium of Transmission	7 )		
National Stock Number	8-20 )		
Blank	21-22 )		
Supply Transaction Quantity	23-29 )		
Document Number	30-43 )		
Suffix	44 )		
Supplementary Activity Address Code	45-50 )	Data in rp 4-80 entered from the original release order.	Source document same as P18.
Blank	51-66 )		
Routing Identifier From	67-69 )		
Blank	70-75 )		
Mode of Shipment	76 )		
Blank	77-80 )		

APPENDIX B12

DFSP REQUISITION

<u>Field Legend</u>	<u>Record Position(s)</u>	<u>Entry and Instructions</u>	<u>Source Document DD 1348-1</u>
<u>Document Identifier</u>	1-3	P19.	rp 1-3
<u>Routing Identifier To</u>	4-6	S9F.	rp 4-6
<u>Medium of Transmission</u>	7	Enter code when applicable; otherwise, leave blank.	rp 7
<u>National Stock Number</u>	8-20	Enter from source document.	rp 8-20
<u>Blank</u>	21	Leave blank.	
<u>Action</u>	22	Enter "C" or "R" when applicable; otherwise, leave blank.	
<u>Supply Transaction Quantity</u>	23-29	Enter from source document.	rp 23-29
<u>Document Number</u>	30-43	1. Enter from source document <sup>1</sup>	rp 30-43
or		or	
<u>Obligation Authority/Agreement Line Item Number</u>	30-40	2. Enter complete obligation authority number and agreement line item number; rp 41-43 blank. (Applicable only to DFSC.)	

<sup>1</sup>Constructed as follows:

- rp 30-35 - DoDAAC of the DFR responsible for the DFSP to receive the product.
- rp 36-39 - Julian date prepared.
- rp 40-43 - Sequentially assigned serial number, starting with 0001 each day.

<u>Field Legend</u>	<u>Record Position(s)</u>	<u>Entry and Instructions</u>	<u>Source Document DD 1348-1</u>
Blank	44	Leave blank.	
Supplementary Activity Address Code	45-50	Enter from source document.	rp 45-50
Signal	51	Enter from source document. Leave blank for obligation authority.	rp 51
Fund Code	52-53	Enter from source document. Leave blank for obligation authority.	rp 52-53
Blank	54-56	Leave blank.	
Project Code	57-59	Enter from source document (RI of Service/Agency to which requisition was forwarded).	rp 57-59
Priority Designator	60-61	Enter from source document if present; otherwise, leave blank.	rp 60-61
Required Delivery Day	62-64	Enter from source document.	rp 62-64
Blank	65-66	Leave blank.	
Routing Identifier From	67-69	Enter from source document (RI of DFR initiating the requisition).	rp 67-69
Blank	70-80	Leave blank.	

APPENDIX B13

CONTRACTOR SHIPMENT<sup>1</sup>

<u>Field Legend</u>	<u>Record Position(s)</u>	<u>Entry and Instructions</u>	<u>Block of Source Document(s)</u>	
			<u>DD 250</u>	<u>DD 250-1</u>
<u>Document Identifier</u>	1-3	P20. <sup>2</sup>		
<u>Routing Identifier To</u>	4-6	S9F.		
<u>Medium of Transmission</u>	7	Enter code when applicable; otherwise, leave blank.		
<u>National Stock Number</u>	8-20	Leave blank. <sup>3</sup>		
<u>Blank</u>	21	Leave blank.		
<u>Action</u>	22	Enter "C" or "R" when applicable; otherwise, leave blank.		
<u>Supply Transaction Quantity</u>	23-29	Enter from source document (significant digits prefixed with zeros; e.g., 0012000).	174	254

<sup>1</sup>If more than one DFSP is to receive product from a contractor via tanker or barge as a result of a single delivery order, an XEL transaction must be input as soon as possible after the shipment is made. The XEL delineates the contract number abbreviated, contract line/CLIN subline item number, applicable delivery order number, each intended consignee, and the estimated amount of product destined for each consignee. (The total of these quantities must equal exactly the quantity of the matching P20.)

<sup>2</sup>A P20 transaction is not required for destination acceptance shipments (FOB codes - D, F, 1).

<sup>3</sup>National Stock Number rp 8-20 is computer assigned by DFAMS.

<sup>4</sup>Enter total net quantity shipped applicable to the DD Form 250.

Field Legend	Record Position(s)	Entry and Instructions	Block of Source Documents(s)	
			DD 250	DD 250-1
<u>Contract Number Abbreviated</u> or <u>Obligation Authority Number</u>	30-36	(1) Enter last seven digits of the DFSC contract number; e.g., 8330358 or (2) Enter complete obligation authority number; e.g., CD83001. (Applicable only to DFSC.)	1	6
<u>Contract Line/Subline Item Number (CLIN)</u> or <u>Agreement Line Item Number</u>	37-42	Enter from source document:  (1) If no subline item number, leave rp 41-42 blank or (2) When entering agreement line item number, leave rp 41-42 blank. (Applicable only to DFSC.)	15	12
Blank	43-44	Leave blank.		
<u>Shipment Number</u> or Supplementary Activity Address Code	45-51	Enter from source document.  If entering supplementary activity address code, leave rp 51 blank.	2	111&5
Day Commenced Loading/ Pumping	52-54	Enter Julian day corresponding to the date shown on source document.	166	27 Line 8

<sup>1</sup>See note on page B13-1.

<sup>5</sup>If block 11 shows more than one consignee, enter "YDFSPM" and leave rp 51 blank. If block 11 shows one consignee, enter the DoDAAC of the intended consignee and leave rp 51 blank.

<sup>6</sup>When DD 250 is the source document, leave blank for all modes of shipment other than "8." If mode is "8," and date information appears in block 16, enter accordingly. If no date, leave blank.

Field Legend	Record Position(s)	Entry and Instructions	Block of Source Document(s)	
			DD 250	DD 250-1
Cargo Number or Bill of Lading Number	55-62	Enter from source document. If entering cargo number, begin with rp 55 for 6-position cargo number or rp 56 for 5-position cargo number. Leave unused fields blank.	4	or 12 <sup>7</sup> or 14
<u>Delivery Order Number</u>	63-66	Enter from source document.	1	10
Routing Identifier From	67-69	Enter code of the applicable DFR.	9 or 11	
Final Shipment Indicator	70	Enter code from source document when applicable; otherwise, leave blank.	2	28
Supply Condition	71	Enter "A or "J."	16	26
Management Indicator	72	Enter code from source document when applicable; otherwise, leave blank.	16	28

---

<sup>7</sup>If bill of lading number is in block 12, enter it. If there is no bill of lading number and mode of shipment code in block 1 is:

- Z - Enter cargo number from block 14.
- W - Bill of lading number should be in block 12.
- 2 - Leave rp 55-62 blank.

<u>Field Legend</u>	<u>Record Position(s)</u>	<u>Entry and Instructions</u>	<u>Block of Source Documents(s)</u>	
			<u>DD 250</u>	<u>DD 250-1</u>
Product Shipment Day	73-75	Enter Julian day corresponding to date shown on source document.	3	27 Line 11
Mode of Shipment	76	Enter from source document.	4	1
Blank	77-80	Leave blank.		



APPENDIX B14

DFSP SHIPMENT (TO A SERVICE/AGENCY)

Field Legend	Record Position(s)	Entry and Instructions	Block of Source Document(s), DD Forms				
			<u>1348-1</u>	<u>1149</u>	<u>250</u>	<u>250-1</u>	<u>1898</u>
<u>Document Identifier</u>	1-3	Enter applicable DI as follows:  P21 - Shipment to a Service/Agency in response to a P11 (Requisition) or aircraft refueling.  P23 - Shipment to a Service/Agency in response to a P13 (DFR Release Order).	rp 1-3				
Routing Identifier To	4-6	S9F.					
Medium of Transmission	7	Enter code when applicable; otherwise, leave blank.	rp 7				
National Stock Number	8-20	Enter from source document.	rp 8-20	4b	16	23	See app. A62
Blank	21	Leave blank.					
Action	22	Enter "C" or "R" when applicable; otherwise, leave blank.					
Supply Transaction Quantity	23-29	Enter from source document (significant digits prefixed with zeros; e.g., 0012000).	1	4e	17	25	6 <sup>1</sup>

<sup>1</sup>Enter the total net quantity shipped applicable to the source document.

Field Legend	Record Position(s)	Entry and Instructions	Block of Source Document(s), DD Forms				
			1348-1	1149	250	250-1	1898
<u>Document Number</u>	30-43	Enter from source document.	rp 30-34	6	16	13	1&3 <sup>2</sup>
<u>Suffix</u>	44	Enter from source document when applicable.	rp 44	6	16	11	N/A
Supplementary Address Code	45-50	Enter from source document. Leave blank if "000000" is cited on source document.	rp 45-50	4b	16	11	1 <sup>3</sup>
Signal	51	Enter from source document.	rp 51	4b	16	11	1
Fund Code	52-53	Enter from source document.	rp 52-53	4b	16	11	1
Blank	54	Leave blank.					
Cargo Number or Bill of Lading Number	55-62	Enter from source document. If entering cargo number, begin in rp 55 for 6-position cargo and rp 56 for 5-position cargo number. Leave unused fields blank.	14	14 or 12	4	14 <sup>4</sup>	N/A

<sup>2</sup>Obtain the document number from blocks 1 and 3 of DD Form 1898 as follows: DoDAAC of requisitioner (6 positions), Julian date of sale (4 positions), and aircraft tail/serial number (Army) or sales slip serial number (4 positions).

<sup>3</sup>Supplementary activity address code rp 45-50 may contain local data when rp 51 contains signal code "A" and rp 76 contains mode of shipment code "9."

<sup>4</sup>If the mode of shipment code in block 1 is:

Z - Enter cargo number from block 14.

2 or 9 - Leave blank.

W or V - Enter bill of lading number from block 12.

<u>Field Legend</u>	<u>Record Position(s)</u>	<u>Entry and Instructions</u>	Block of Source Document(s), DD Forms				
			<u>1348-1</u>	<u>1149</u>	<u>250</u>	<u>250-1</u>	<u>1898</u>
		number or for rp 56 for 5-position cargo number. Leave unused fields blank.					
Priority Designator	63-64	Enter from source document when present; otherwise, leave blank.	rp 60-61	8	16	28	
Blank	65-66	Leave blank.					
Routing Identifier From	67-69	Enter from source document.	A	2	11 or 9	9	Entry Instructions
Final Shipment Indicator	70	Enter from source document when applicable; otherwise, leave blank.	rp 70	3	2	28	
Supply Condition	71	Enter A, B, C, or J.	rp 71	4b	16	26	Entry Instructions
Management Indicator	72	Enter code from source document when applicable; otherwise, leave blank.	rp 72	4b	16	28 <sup>6</sup>	
Product Shipment Day	73-75	Enter Julian Day corresponding to date shown on source document.	4	12	3	27; Line 8	3

<sup>6</sup>For DFSP into-plane issues, enter management code A, "Local Sale."

<u>Field Legend</u>	<u>Record Position(s)</u>	<u>Entry and Instructions</u>	Block of Source Document(s), DD Forms				
			<u>1348-1</u>	<u>1149</u>	<u>250</u>	<u>250-1</u>	<u>1898</u>
Mode of Shipment	76	Enter from source document. <sup>6</sup>	2	13	4	1	
Transaction Sequence Number	77-80	Enter from source document.					Upper right corner of document.

---

<sup>6</sup>For DFSP into-plane issues, enter Mode of Shipment Code 9, "Local Issue."

APPENDIX B15

DFSP SHIPMENT (TO A DFSP)

<u>Field Legend</u>	<u>Record Position(s)</u>	<u>Entry and Instructions</u>	<u>Block of Source Document(s)</u>	
			<u>DD 250</u>	<u>DD 250-1</u>
<u>Document Identifier</u>	1-3	P22.		
Routing Identifier To	4-6	S9F.		
Medium of Transmission	7	Enter code when applicable; otherwise, leave blank.		
National Stock Number	8-20	Enter from source document.	16	23
Blank	21	Leave blank.		
Action	22	Enter "C" or "R" when applicable, otherwise, leave blank.		
Supply Transaction Quantity	23-29	Enter from source document (significant digits prefixed with zeros; e.g., 0012000).	17	25 <sup>1</sup>
<u>Document Number</u>	30-43	Enter from source document.	16	13
Blank	44	Leave blank.		
Supplementary Activity Address Code	45-50	Enter from source document.	16	11
Blank	51-54	Leave blank.		

<sup>1</sup>Enter the total net quantity shipped applicable to the DD Form 250.

<u>Field Legend</u>	<u>Record Position(s)</u>	<u>Entry and Instructions</u>	<u>Block of Source Document(s)</u>	
			<u>DD 250</u>	<u>DD 250-1</u>
Cargo Number or Bill of Lading Number	55-62	Enter from source document. If entering cargo number, begin in rp 55 for six-position cargo number or rp 56 for five-position cargo number. Leave unused fields blank.	4	14 or 12 <sup>2</sup>
Blank	63-66	Leave blank.		
Routing Identifier From	67-69	Enter from source document.	11 or 9	9
Final Shipment Indicator	70	Enter from source document when applicable; otherwise, leave blank.	2	28
Supply Condition	71	Enter A or J.	16	26
Management Indicator	72	Enter from source document when applicable; otherwise, leave blank.	16	28
Product Shipment Day	73-75	Enter Julian day corresponding to date on source document.	3	27 Line 11
Mode of Shipment	76	Enter from source document.	4	1
Transaction Sequence Number	77-80	Enter from source document.		Upper right corner of document.

<sup>2</sup>If the mode of shipment code in block 1 is:

- Z - Enter cargo number from block 14.
- 2 - Leave blank.
- W - Enter bill of lading number from block 12.

APPENDIX B16

DFSP SHIPMENT (RECLAMATION/LOAN/EXCHANGE AGREEMENT)

<u>Field Legend</u>	Record Position(s)	<u>Entry and Instructions</u>	Block of Source Document(s), DD Forms			
			<u>1348-1</u>	<u>1149</u>	<u>250</u>	<u>250-1</u>
<u>Document Identifier</u>	1-3	Enter applicable DI as follows:  P24 - Shipment to/from Reclamation activity in response to a P14 release order.  P25 - Shipment to/from an activity in response to a P15 release order-Loan/Exchange Agreement.	rp	1-3		
<u>Routing Identifier To</u>	4-6	S9F.				
<u>Medium of Transmission</u>	7	Enter code when applicable; otherwise, leave blank.	rp	7		
<u>National Stock Number</u>	8-20	Enter from source document.	rp	8-20	4b	16 23
<u>Blank</u>	21	Leave blank.				
<u>Action</u>	22	Enter "C" or "R" when applicable; otherwise, leave blank.				
<u>Supply Transaction Quantity</u>	23-29	Enter from source document.	1		4e	17 25

<u>Field Legend</u>	<u>Record Position(s)</u>	<u>Entry and Instructions</u>	<u>Block of Source Document(s), DD Forms</u>			
			<u>1348-1</u>	<u>1149</u>	<u>250</u>	<u>250-1</u>
<u>Document Number</u> or <u>Contract Number Abbreviated and Contract Line/Subline Item Number</u>	30-43	Enter from source document. <sup>1&amp;2</sup>	rp 30-43	6	16	13
	30-36		rp 30-42	16	1	6
	37-42				4A	22
<u>Suffix</u>	44	Enter from source document when applicable.	rp 44	6	16	11
<u>Supplementary Activity Address Code</u>	45-50	Enter Special Inventory Control Account AAC from P14/P15 release order or Enter Ship to/Bill to DoDAAC applicable to Management Indicator "D" only.	rp 45-50	4b	16	
<u>Signal</u>	51	Enter from source document. <sup>3</sup>	rp 51	4b	16	11

<sup>1</sup>Enter document number from P14/P15 release order document. (Example: SC06008075HC01) or enter document number furnished by the Service/Agency activity receiving the product directly from a reclamation activity or loan/exchange agreement. (Applicable only when Management Indicator "D" is used.)

<sup>2</sup>Enter Contract Number Abbreviated/CLIN from P14/P15 release order document. (Example: 7600517 followed by four digit CLIN and two digit subline. If no subline, leave rp 41-42 blank. Rp 43 always blank when entering contract number abbreviated/CLIN.

<sup>3</sup>Enter signal code furnished by Service/Agency receiving product from a reclamation activity or loan/exchange agreement. (Applicable only when Management Indicator "D" is used.)



Field Legend	Record Position(s)	Entry and Instructions	Block of Source Document(s), DD Forms			
			1348-1	1149	250	250-1
Fund Code	52-53	Enter from source document. <sup>4</sup>	rp 52-53	4b	16	11
Blank	54	Leave blank.				
Cargo Number or Bill of Lading Number	55-62	Enter from source document. If entering cargo number, begin in rp 55 for 6-position cargo number or rp 56 for 5-position cargo number. Leave unused fields blank.	14	14	4	12 <sup>5</sup> or 14
Routing Identifier Consignee	63-65	Enter from source document. (RI of consignee when management indicator "E" is used.)	B	3	13	11
Blank	66	Leave blank.				
Routing Identifier From	67-69	Enter from source document:  1. RI of shipping DFSP or  2. "S9F" when management indicator "D" or "E" is used.	A	2	11 or 9	9

<sup>4</sup>Enter fund code furnished by Service/Agency receiving product directly from a reclamation activity or loan/exchange agreement (applicable only when Management Indicator "D" is used).

<sup>5</sup>If mode of shipment code in block 1 is:

- Z - Enter cargo number from block 14.
- 2 - Leave blank.
- W - Enter bill of lading number from block 12.

Field Legend	Record Position(s)	Entry and Instructions	Block of Source Document(s), DD Forms			
			1348-1	1149	250	250-1
Final Shipment Indicator	70	Enter from a source document when applicable; otherwise, leave blank.	rp 70	3	2	28
Supply Condition	71	Enter "A" or "J."	rp 71	4b	16	26
Management Indicator	72	Enter "D" or "E" when applicable; otherwise, leave blank.	rp 72	4b	16	28
Product Shipment Day	73-75	Enter Julian day corresponding to date shown on source document.	4	12	3	27; Line 11
Mode of Shipment	76	Enter from source document.	2	13	4	1
Transaction Sequence Number	77-80	<p>1. Enter from source document when applicable.</p> <p>2. Leave blank when management indicator "E" is used.</p> <p>3. Last four positions of special inventory control account code (Example: HC01) when management indicator "D" is used.</p>	Upper right corner of document.			

APPENDIX B17

DFSP SHIPMENT (TO A DRMO)

<u>Field Legend</u>	<u>Record Position(s)</u>	<u>Entry and Instructions</u>	Block of Source Document(s), DD Forms			
			<u>1348-1</u>	<u>1149</u>	<u>250</u>	<u>250-1</u>
<u>Document Identifier</u>	1-3	P28.	rp 1-3			
<u>Routing Identifier To</u>	4-6	S9F.				
<u>Medium of Transmission</u>	7	Enter code when applicable; otherwise, leave blank.	rp 7			
<u>National Stock Number</u>	8-20	Enter from source document.	rp 8-20	4b	16	23
<u>Blank</u>	21	Leave blank.				
<u>Action</u>	22	Enter "C" or "R" when applicable; otherwise, leave blank.				
<u>Supply Transaction Quantity</u>	23-29	Enter from source document. (Significant digits prefixed with zeros; e.g., 0012000.)	1	4e	17	25
<u>Document Number</u>	30-43	Enter from source document.	rp 30-43	6	16	13
<u>Suffix</u>	44	Enter from source document when applicable.	rp 44	6	16	
<u>Supplementary Activity Address Code</u>	45-50	Enter from source document. <sup>1</sup>	rp 45-50	4b	16	11

<sup>1</sup>Should be an "S" series DoDAAC representing the DRMO to which the fuel was sent.

Field Legend	Record Position(s)	Entry and Instructions	Block of Source Document(s), DD Forms			
			1348-1	1149	250	250-1
Blank	51-54	Leave blank.				
Bill of Lading Number	55-62	Enter from source document.	14	14	4	12
Blank	63-66	Leave blank.				
Routing Identifier From	67-69	Enter from source document (DI of shipping DFSP).	A	2	11 or 9	9
Final Shipment Indicator	70	Enter from source document when applicable; otherwise, leave blank.	rp 70	3	2	28
Supply Condition	71	Enter "A" or "J."	rp 71	4b	16	28
Management Indicator	72	Enter from source document when applicable; otherwise, leave blank.	rp 72	4b	3	28
Produce Shipment Day	73-75	Enter from source document.	4	12	16	27; Line 11
Mode of Shipment	76	Enter from source document.	2	13	4	1
Transaction Sequence Number	77-80	Enter from source document.	Upper right corner of document.			

APPENDIX B18

DFSP SHIPMENT (TO A LABORATORY)

Field Legend	Record Position(s)	Entry and Instructions	Block of Source Document(s), DD Forms			
			<u>1348-1</u>	<u>1149</u>	<u>250</u>	<u>250-1</u>
<u>Document Identifier</u>	1-3	P29.	rp 1-3			
Routing Identifier To	4-6	S9F.				
Medium of Transmission	7	Enter code when applicable; otherwise, leave blank.	rp 7			
National Stock Number	8-20	Enter from source document.	rp 8-20	4b	16	23
Blank	21	Leave blank.				
Action	22	Enter "C" or "R" when applicable; otherwise, leave blank.				
Supply Transaction Quantity	23-29	Enter from source document.	1	4e	17	25
<u>Document Number</u> or <u>Contract Number Abbreviated/Contract Line/Subline Item Number</u>	30-43	Enter from source document. or Enter from source document. If no subline item number, leave rp 41-42 blank. Rp 43 always left blank when entering contract number abbreviated.	rp 30-43	6	16	13
			rp 30-42	16	1 & 15	6 & 22
<u>Suffix</u>	44	Enter from source document when applicable.	rp 44	6	16	

<u>Field Legend</u>	<u>Record Position(s)</u>	<u>Entry and Instructions</u>	<u>Block of Source Document(s), DD Forms</u>			
			<u>1348-1</u>	<u>1149</u>	<u>250</u>	<u>250-1</u>
Supplementary Activity Address Code	45-50	Enter from source document. (DoDAAC of Government laboratory or Federal Supply Code for Manufacturers (FSCM) for commercial laboratories.)	rp 45-50	4b	16	11
Blank	51-54	Leave blank.				
Bill of Lading Number	55-62	Enter from source document.	14	14	4	12
Blank	63-66	Leave blank.				
Routing Identifier From	67-69	Enter from source document (RI of the shipping DFSP).	A	2	11 or 9	9
Final Shipment Indicator	70	Enter from source document when applicable; otherwise, leave blank.	rp 70	3	2	28
Supply Condition	71	Enter "A" or "J."	rp 71	4b	16	28
Management Indicator	72	Enter from source document when applicable; otherwise, leave blank.	rp 72	4b	16	28
Product Shipment Day	73-75	Enter Julian day corresponding to date shown on source document.	4	12	3	27; Line 11
Mode of Shipment	76	Enter from source document.	2	13	4	1
Transaction Sequence Number	77-80	Enter from source document.	Upper right corner of document.			

APPENDIX B19

DFSP INTO-PLANE ISSUE/DEFUEL

<u>Field Legend</u>	<u>Record Position(s)</u>	<u>Entry and Instructions</u>	<u>Block of Source Document DD Form 1898</u>
<u>Document Identifier</u>	1-3	Enter applicable DI as follows:  P2A - DFSP Into-Plane Issue.  P2B - DFSP Into-Plane Defuel.	
Routing Identifier To	4-6	S9F.	
Medium of Transmission	7	Enter code when applicable; otherwise, leave blank.	
National Stock Number	8-20	Enter from source document.	4 and 8 <sup>†</sup> and 8 <sup>†</sup>
Blank	21	Leave blank.	
Action	22	Enter "C" or "R" when applicable; otherwise, leave blank.	
Supply Transaction Quantity	23-29	Enter from source document (significant digits prefixed with zeros; e.g., 0012000).	6
<u>Document Number</u>	30-43	Enter from source document.	1

† Refer to appendix A62 to convert product code to applicable NSN. Exercise caution to select NSN that has proper unit of issue.

<u>Field Legend</u>	<u>Record Position(s)</u>	<u>Entry and Instructions</u>	<u>Block of Source Document DD Form 1898</u>
	(30-35)	DoDAAC of requisitioner.	
	(36-99)	Julian day of sale.	
	(40-43)	Tail serial number of aircraft or DD Form 1898 number.	††
<u>Suffix</u>	44	Enter suffix when applicable; otherwise, leave blank.	†††
Supplementary Activity Address Code	45-50	Enter from source document if present; otherwise, leave blank.	1
Signal	51	Enter from source document.	1
Fund Code	52-53	Enter from source document.	1
Blank	54-58	Leave blank.	
Customer Identification	59-61	Enter from source document.	1
Blank	62-66	Leave blank.	
RI From	67-69	Enter RI of reporting DFSP.	See app. A57.
Blank	70	Leave blank.	

†† For Air Force and Army aircraft, enter the last four digits of the tail/serial number of the aircraft from block 1 of the DD Form 1898 issue slip. For Navy and Marine Corps aircraft, enter the last four digits of the serial number of the DD Form 1898 issue slip.

††† When the same aircraft tail number is refueled by the DFSP the same day, resulting in multiple DD Form 1898 into-plane issue documents with the same document number data (rp 30-43), an alpha suffix code (i.e., A, B, etc.) must be sequentially assigned to each related P2A transaction to prevent reject.



<u>Field Legend</u>	<u>Record Position(s)</u>	<u>Entry and Instructions</u>	<u>Block of source Document DD Form 1898</u>
Supply Condition	71	Leave blank.	tttt
Blank	72	Leave blank.	
Major Force Program	73	Enter from source document if present; otherwise, leave blank.	1
Aircraft Mission, Design Series (when required by Departmental Procedures)	74-76	Enter from source document if present; otherwise, leave blank.	1
Transaction Sequence Number	77-80	Enter locally assigned transaction sequence number.	See app. C57.

---

ttttSupply condition "A" (serviceable) will always be computer assigned by DFAMS. When a P2B defuel transaction involves other than serviceable product a condition/identity change document must be prepared as prescribed in appendix A52.

APPENDIX B20  
DIVERSION ORDER

<u>Field Legend</u>	<u>Record Position(s)</u>	<u>Entry and Instructions</u>
<u>Document Identifier</u>	1-3	P2D.
<u>Routing Identifier To</u>	4-6	S9F.
<u>Medium of Transmission</u>	7	Enter code when applicable; otherwise, leave blank.
<u>National Stock Number</u>	8-20	Enter NSN of product being diverted.
<u>Blank</u>	21	Leave blank.
<u>Action</u>	22	Enter "C" or "R" when applicable; otherwise, leave blank.
<u>Supply Transaction Quantity</u>	23-29	Enter the quantity of product to be diverted (significant digits prefixed with zeros; e.g., 0012000).
<u>Document Number - New</u>	30-43	Enter the document number assigned to control the diversion.
<u>Management Indicator</u>	44	Enter applicable code; otherwise, leave blank.
<u>Supplementary Activity Address Code</u>	45-50	Enter AAC of the Service/Agency activity or DFSP which is to receive product diverted from another activity.
<u>Document Number Original</u>	51-64	Enter the document number governing the movement of product prior to its diversion.
or <u>Contract Number Abbreviated/Contract Line/Subline Item Number</u>		If applicable, enter contract number abbreviated and contract line/subline item number. If no subline item number, leave rp

<u>Field Legend</u>	<u>Record Position(s)</u>	<u>Entry and Instructions</u>
		62-63 blank. Always leave rp 64 blank when entering contract number abbreviated.
Obligation Authority/ Agreement Line Item Number Blank	65-66	Leave blank.
Routing Identifier From	67-69	Enter RI of DFSC or the DFR initiating the diversion.
Activity Address Code - Original Consignee	70-75	Enter the AAC of the activity from which product is being diverted.
Mode of Shipment	76	Enter "Z."
Delivery Order Number	77-80	Enter delivery order number when applicable; otherwise, leave blank.

APPENDIX B21

DIVERSION ORDER CANCELLATION

<u>Field Legend</u>	<u>Record Position(s)</u>	<u>Entry and Instructions</u>
<u>Document Identifier</u>	1-3 )	P2E.
Routing Identifier To	4-6 )	
Medium of Transmission	7 )	Data in rp 4-80 entered from the original diversion order.
National Stock Number	8-20 )	
Blank	21 )	
Action	22 )	
Supply Transaction Quantity	23-29 )	
<u>Document Number - New</u>	30-43 )	
Management Indicator	44 )	
Supplementary Activity Address Code - New Consignee	45-50 )	
<u>Document Number - Original</u>	51-54 )	
or	)	
<u>Contract Number Abbreviated/CLIN</u>	51-63 )	
or	)	
<u>Obligation Authority/Agreement Line Item Number</u>	)	
Blank	65-66 )	

<u>Field Legend</u>	<u>Record Position(s)</u>	<u>Entry and Instructions</u>
Routing Identifier From	67-69 ) ) )	
AAC - Original Consignee	70-75 ) ) )	
Mode of Shipment	76 ) )	
Delivery Order Number	77-80 )	

APPENDIX B22

RECEIPT FROM A CONTRACTOR

<u>Field Legend</u>	<u>Record Position(s)</u>	<u>Entry and Instructions</u>	<u>Block of Source Document(s)</u>	
			<u>DD 250</u>	<u>DD 250-1</u>
<u>Document Identifier</u>	1-3	P30. <sup>1</sup>		
<u>Routing Identifier To</u>	4-6	S9F.		
<u>Medium of Transmission</u>	7	Enter code when applicable; otherwise, leave blank.		
<u>National Stock Number</u>	8-20	Leave blank. <sup>2</sup>		
<u>Blank</u>	21	Leave blank.		
<u>Action</u>	22	Enter "C" or "R" when applicable; otherwise, leave blank.		
<u>Supply Transaction Quantity</u>	23-29	Enter from source document (significant digits prefixed with zeros; e.g., 0012000).	17 <sup>3</sup>	25

<sup>1</sup>A P30 transaction is not required from Service/Agency retail activities for FOB origin shipments (FOB codes S and 2) via tank truck/car (modes of shipment A, B, I, K, L, and 9). A P30 transaction is required from receiving activities for FOB destination shipments (FOB codes D, F, and I) when mode of shipment is other than Z, tanker. When the mode of shipment is Z, tanker, a P3T transaction is required in lieu of the P30.

<sup>2</sup>National stock number, rp 8-20, is computer assigned by DFAMS.

<sup>3</sup>Enter the total net quantity received applicable to the DD Form 250.

Field Legend	Record Position(s)	Entry and Instructions	Block of Source Document(s)	
			DD 250	DD 250-1
<u>Contract Number Abbreviated</u> or <u>Authority Number</u>	30-36	1. Enter the last seven digits of the DFSC contract number; e.g., 83D0358 or 2. Enter complete obligation authority number; i.e., CD78001. Applicable only to DFSC.	1	6
<u>Contract Line/Subline Item No. (CLIN)</u> or <u>Agreement Line Item Number</u>	37-42  37-42	Enter from source document. If no subline item number; leave rp 41-42 blank or If entering agreement line item number, leave rp 41-42 blank. Applicable only to DFSC.	15	22
Blank	43-44	Leave blank.		
<u>Supplementary Activity Address</u>	45-50	1. Enter form source document if receipt by barge. Leave blank for other modes. 2. Enter 6-position special inventory control account AAC when applicable. <sup>4</sup>		11
<u>Day Commenced Discharge/Pumping</u>	51-53	Enter Julian day corresponding to date shown on source document.	16 <sup>5</sup>	27; Line 8

<sup>4</sup>Special inventory control account AAC will be used only when DFSC orders product to be shipped from a DFSC contract source to a contractor to satisfy the terms of a contractual exchange agreement.

<sup>5</sup>Use for mode 8 when date pumping began is other than receipt date. (Noted on block 16.)

<u>Field Legend</u>	<u>Record Position(s)</u>	<u>Entry and Instructions</u>	<u>Block of Source Document(s)</u>	
			<u>DD 250</u>	<u>DD 250-1</u>
Final Consignee Indicator	54	Enter code from source document when applicable; otherwise, leave blank.		28
<u>Shipment Number</u>	55-61	Enter from source document. Leave unused fields blank.	2	14 <sup>6</sup>
Blank	62	Leave blank.		
<u>Delivery Order Number</u>	63-66	Enter from source document.	1	10
Routing Identifier From	67-69	Enter from source document.	13	11
Final Shipment Indicator	70	Enter code from source document when applicable; otherwise, leave blank.	2	28k
Supply Condition	71	Enter "A" or "J."	16	26k
Management Indicator	72	Enter code from source document when applicable; otherwise, leave blank.	16	28
Product Receipt Day	73-75	Enter Julian day corresponding to date shown on source document.	22	27; Line 11
Mode of Shipment	76	Enter from source document.	4	1

---

<sup>6</sup>If the mode of shipment code in block 1 of DD Form 250-1 is:

W or 2 - Leave blank.



<u>Field Legend</u>	<u>Record Position(s)</u>	<u>Entry and Instructions</u>	<u>Block of Source Document(s)</u> <u>DD 250 DD 250-1</u>
Transaction Sequence Number	77-80	1. Enter from source document when applicable.	Upper right corner of document

APPENDIX B23

RECEIPT FROM A DFSP (SERVICE/AGENCY)

<u>Field Legend</u>	<u>Record Position(s)</u>	<u>Entry and Instructions</u>	<u>Block of Source Document(s), DD Forms</u>			
			<u>1348-1</u>	<u>1149</u>	<u>250</u>	<u>250-1</u>
<u>Document Identifier</u>	1-3	Enter applicable DI as follows:  P31 - Receipt from a DFSP by a Service/Agency (related to a shipment).  P33 - Receipt from a DFSP by a Service/Agency (related to a P23 shipment).	rp	1-3		
<u>Routing Identifier To</u>	4-6	S9F.				
<u>Medium of Transmission</u>	7	Enter code when applicable; otherwise, leave blank.	rp	7		
<u>National Stock Number</u>	8-20	Enter from source document.	rp	8-20	4b	16 23
<u>Blank</u>	21	Leave blank.				
<u>Action</u>	22	Enter "C" or "R" when applicable; otherwise, leave blank.				
<u>Supply Transaction Quantity</u>	23-29	Enter from source document (significant digits prefixed with zeros; e.g., 0012000).	7	4e	17 <sup>1</sup>	25

<sup>1</sup>Enter the total net quantity received applicable to the DD Form 250.

Field Legend	Record Position(s)	Entry and Instructions	Block of Source Document(s), DD Forms			
			1348-1	1149	250	250-1
<u>Document Number</u>	30-43	Enter from source document.	rp 30-43	6	16	13
<u>Suffix</u>	44	Enter from source document when applicable.	rp 44	6	16	
Supplementary Activity Address Code	45-50	Enter from source document. Leave blank when source document shows "000000."	rp 45-50	4b	16	11
Signal	51	Enter from source document.	rp 51	4b	16	11
Fund Code	51-53	Enter from source document.	rp 52-53	4b	16	11
Final Consignee Indicator	54	Enter from source document.				28
Cargo Number or Bill of Lading Number	55-62	Enter from source document. When entering cargo number, begin in rp 55 for 6-position cargo number or rp 56 for 5-position cargo number. Leave unused fields blank.	14	14	4	12 <sup>2</sup> or 14
Priority Designator	63-64	Enter from source document when present; otherwise, leave blank.	rp 60-61	8	16	28

<sup>2</sup>If mode of shipment code in block 1 is:

- Z - Use P3T transaction for product received.
- 2 - Leave blank.
- W - Enter bill of lading number from block 12.

Field Legend	Record Position(s)	Entry and Instructions	Block of Source Document(s), DD Forms			
			1348-1	1149	250	250-1
Blank	65-66	Leave blank.				
Routing Identifier From	67-69	Enter from source document. If no RI assigned, leave blank.	B	3	13	11
Final Shipment Indicator	70	Enter from source document when applicable; otherwise, leave blank.	rp 70	3	2	28
Supply Condition	71	Enter "A" or "J."	rp 71	4b	16	26
Management Indicator	72	Enter code from source document when applicable; otherwise, leave blank.	rp 72	4b	16	28
Product Receipt Day	73-75	Enter Julian day corresponding to date shown on source document.	9	19 (Qty Recd)	22	27; line 11
Mode of Shipment	76	Enter from source document.	2	13	4	13
Blank	77-80	Leave blank.				

---

3If the statement delivery code - V appears in the lower portion of block 1, enter "V" rather than the code cited in the lower right lower corner of block 1.

APPENDIX B24

RECEIPT FROM A DFSP BY A DFSP (REDISTRIBUTION/ORDER)

<u>Field Legend</u>	<u>Position(s)</u>	<u>Entry and Instructions</u>	<u>Block of Source Document(s)</u>	
			<u>DD 250</u>	<u>DD 250-1</u>
<u>Document Identifier</u>	1-3	P32.		
<u>Routing Identifier To</u>	4-6	S9F.		
<u>Medium of Transmission</u>	7	Enter code when applicable; otherwise, leave blank.		
<u>National Stock Number</u>	8-20	Enter from source document.	16	23
<u>Blank</u>	21	Leave blank.		
<u>Action</u>	22	Enter "C" or "R" when applicable; otherwise, leave blank.		
<u>Supply Transaction Quantity</u>	23-29	Enter from source document (significant digits prefixed with zeros; e.g., 0012000).	17 <sup>1</sup>	25
<u>Document Number</u>	30-43	Enter from source document. (To process, must be identical to document number of applicable P22.)	16	13
<u>Blank</u>	44	Leave blank.		

<sup>1</sup>Enter total not quantity received applicable to the DD Form 250.

<u>Field Legend</u>	<u>Record Position(s)</u>	<u>Entry and Instructions</u>	<u>Block of Source Document(s)</u>	
			<u>DD 250</u>	<u>DD 250-1</u>
Supplementary Activity Address Code	45-50	Enter from source document.	16	11
Blank	51-53	Leave blank.		
Final Consignee Indicator	54	Enter from source document when applicable; otherwise, leave blank.		28
Cargo Number or Bill of Lading Number	55-62	Enter from source document. When entering cargo number, begin in rp 55 for 6-position cargo number or rp 56 for 5-position cargo number. Leave unused fields blank.	4	14 or 12 <sup>2</sup>
Blank	63-66	Leave blank.		
Routing Identifier From	67-69	Enter from source document.	13	11
Final Shipment Indicator	70	Enter from source document when applicable; otherwise, blank.	2	28
Supply Condition	71	Enter "A" or "J."	16	26

---

<sup>2</sup>If mode of shipment code in block 1 is:

- Z - Enter cargo number from block 14.
- 2 - Leave blank.
- W - Enter bill of lading number from block 12.

Field Legend	Record Position(s)	Entry and Instructions	Block of Source Document(s)	
			DD 250	DD 250-1
Management Indicator	72	Enter from source document when applicable; otherwise, leave blank.	16	28
Product Receipt Day	73-75	Enter Julian day corresponding to date shown on source document.	22	11
Mode of Shipment	76	Enter from source document.	4 4	13 13
Transaction Sequence Number	77-80	Enter from source document.	Upper right corner of document.	

---

<sup>3</sup>If the statement delivery code - V appears in the lower portion of block 1, enter "V" rather than the code cited in the lower right corner of block 1.

APPENDIX B25

RECEIPT BY A DFSP OR SERVICE/AGENCY  
FROM RECLAMATION ACTIVITY OR LOAN/EXCHANGE AGREEMENT

<u>Field Legend</u>	<u>Record Position(s)</u>	<u>Entry and Instructions</u>	<u>Block of Source Document(s), DD Forms</u>			
			<u>1348-1</u>	<u>1149</u>	<u>250</u>	<u>250-1</u>
<u>Document Identifier</u>	1-3	Enter applicable DI as follows:  P34 - Receipt from a reclamation activity by a DFSP or Service/Agency (related to a P24 shipment) or P35 - DFSP or Service/Agency receipt from loan/exchange agreement (related to a P25 shipment).	rp 1-3			
<u>Routing Identifier To</u>	4-6	S9F.				
<u>Medium of Transmission</u>	7	Enter code when applicable; otherwise, leave blank.	rp 7			
<u>National Stock Number</u>	8-20	Enter from source document.	rp 8-20	4b	16	23
<u>Blank</u>	21	Leave blank.				
<u>Action</u>	22	Enter "C" or "R" when applicable; otherwise, leave blank.				
<u>Supply Transaction Quantity</u>	23-29	Enter from source document (significant digits prefixed with zeros; e.g., 0012000).	7	4e	17	25



<u>Field Legend</u>	<u>Record Position(s)</u>	<u>Entry and Instructions</u>	<u>Block of Source Document(s), DD Forms</u>			
			<u>1348-1</u>	<u>1149</u>	<u>250</u>	<u>250-1</u>
<u>Document Number</u>	30-43	Enter from source document:  1. Perpetuate from release order.  2. Furnished by Service/Agency receiving product (applicable when management indicator "D" is used)	rp 30-43	6	16	13
<u>or</u> <u>Contract Number Abbreviated/Contract Line/Subline Item Number</u>		<u>or</u> Enter from source document. If no subline item number, leave rp 41-42 blank. Rp 43 always blank when entering contract number abbreviated.	rp 30-42	16	1 & 4a	6 & 22
<u>Suffix</u>	44	Enter from source document when applicable.	rp 44	6	16	
<u>Supplementary Address Code</u>	45-50	Enter from source document: Special inventory control account AAC or ship to/bill to DoDAAC (applicable when management indicator "D" is used).	rp 45-50	4b	16	11
<u>Signal</u>	51	Enter from source document (applicable when management indicator "D" is used).	rp 51	4b	16	11
<u>Fund Code</u>	52-53	Enter from source document (applicable when management indicator "D" is used).	rp 52-53	4b	16	11

Field Legend	Record Position(s)	Entry and Instructions	Block of Source Document(s), DD Forms			
			1348-1	1149	250	250-1
Final Consignee Indicator	54	Enter from source document.				28
Cargo Number or Bill of Lading Number	55-62	Enter from source document. When entering cargo number, begin in rp 55 for 6-position cargo number or rp 56 for 5-position cargo number. Leave unused fields blank,	14	14	4	12 or 14
Blank	63-66	Leave blank.				
Routing Identifier From	67-69	Enter from source document:  1. RI of the receiving DFSP.  2. "S9F" when management indicator "D" or "E" applies.	B	2	13	11
Final Shipment Indicator	70	Enter from source document when applicable; otherwise, leave blank.	rp 70	3	2	28
Supply Condition	71	Enter "A" or "J."	rp 71	4b	16	26
Management Indicator	72	Enter code from source document when applicable; otherwise, leave blank.	rp 72	4b	16	28
Product Receipt Day	73-75	Enter Julian day corresponding to date shown on source document.	9	19 (Qty Recd)	22	27; line 11
Mode of Shipment	76	Enter from source document.	2	13	4	1

<u>Field Legend</u>	<u>Record Position(s)</u>	<u>Entry and Instructions</u>	<u>Block of Source Document(s), DD Forms 1348-1 1149 250 250-1</u>
Transaction Sequence Number	77-80	Enter from source document when applicable.  1. Blank when management indicator "D" is used.  2. Last four positions of special inventory control account AAC when management indicator "D" is used; e.g., XTØ1.	Upper right corner of document.

APPENDIX B26

RECEIPT FROM A SERVICE/AGENCY ACTIVITY  
OR TARIFF AGREEMENT/COCO SERVICE CONTRACT BY A DFSP

<u>Field Legend</u>	<u>Record Position(s)</u>	<u>Entry and Instructions</u>	<u>Block of Source Document(s), DD Forms</u>			
			<u>1348-1</u>	<u>1149</u>	<u>250</u>	<u>250-1</u>
<u>Document Identifier</u>	1-3	P39.	rp 1-3			
<u>Routing Identifier To</u>	4-6	S9F.				
<u>Medium of Transmission</u>	7	Enter code when applicable; otherwise, leave blank.	rp 7			
<u>National Stock Number</u>	8-20	Enter from source document.	rp 8-20	4b	16	23
<u>Blank</u>	21	Leave blank.				
<u>Action</u>	22	Enter "C" or "R" when applicable; otherwise, leave blank.				
<u>Supply Transaction Quantity</u>	23-29	Enter from source document (significant digits prefixed with zeros; e.g., 0012000).	7	4e	17	25
<u>Document Number</u> or <u>Obligation Authority Number/Agreement Line Item Number</u>	30-43	Enter from source document or Enter from source document. Leave rp 41-43 blank when obligation authority is used. (Applicable only to DFSC.)	rp 30-43	6	16	13
<u>Suffix</u>	44	Enter from source document when applicable.	rp 44	6	16	

Field Legend	Record Position(s)	Entry and Instructions	Block of Source Document(s), DD Forms			
			1348-1	1149	250	250-1
Supplementary Activity Address Code	45-50	Enter from source document.	rp 45-50	4b	16	11
Signal	51	Enter from source document.	rp 51	4b	16	11
Fund Code	52-53	Enter from source document.	rp 52-53	4b	16	11
Blank	54-66	Leave blank.				
Routing Identifier From	67-69	Enter from source document (RI of DFSP receiving the product).	B	2	13	11
Final Shipment Indicator	70	Enter from source document when applicable; otherwise, leave blank.	rp 70	3	2	28
Supply Condition	71	Enter "A" or "J."	rp 71	4b	16	28
Management Indicator	72	Enter code from source document when applicable; otherwise, leave blank.	rp 72	4b	16	26
Product Receipt Day	73-75	Enter Julian day corresponding to date shown on source document.	9	19	22	27
Mode of Shipment	76	Enter from source document.	2	13	4	1
Transaction Sequence Number	77-80	Enter from source document.				

APPENDIX B27

RECEIPT OF DIVERTED PRODUCT

<u>Field Legend</u>	<u>Record Position(s)</u>	<u>Entry and Instructions</u>	<u>Block of Source Document DD 250-1</u>
<u>Document Identifier</u>	1-3	P3D.	
Routing Identifier To	4-6	S9F.	
Medium of Transmission	7	Enter code when applicable; otherwise, leave blank.	
National Stock Number	8-20	Enter from source document.	23
Blank	21	Leave blank.	
Action	22	Enter "C" or "R" when applicable; otherwise, leave blank.	
Supply Transaction Quantity	23-29	Enter from source document (significant digits prefixed with zeros; e.g., 0012000).	25
<u>Document Number</u>	30-43	Enter from source document.	13 <sup>1</sup>
Blank	44	Leave blank.	
Supplementary Activity Address Code	45-50	When applicable, enter from source document.	11 <sup>2</sup>

<sup>1</sup>The document number to be used is contained in positions 30-43 of diversion order message.

<sup>2</sup>Applicable supplementary activity address code/signal/fund code must be furnished by the activity receiving the product when other than a DFSP (i.e., Service/Agency retail activity); these data are required for correct billing.

<u>Field Legend</u>	<u>Record Position(s)</u>	<u>Entry and Instructions</u>	<u>Block of Source Document DD 250-1</u>
Signal	51	When applicable, enter from source document.	11 <sup>2</sup>
Fund Code	52-53	When applicable, enter from source document.	11 <sup>2</sup>
Final Consignee Indicator	54	Enter from source document when applicable; otherwise, leave blank.	28
Cargo Number	55-60	Enter from source document. Begin entry in rp 55 for 6-position cargo number or rp 56 for 5-position cargo number. Leave unused fields blank.	14
Blank	61-62	Leave blank.	
Delivery Order Number	63-66	Enter from source document.	10
Routing Identifier From	67-69	Enter from source document (RI of Service/ Agency or DFSP receiving diverted product. If no RI assigned, leave blank).	11
Blank	70	Leave blank.	
Supply Condition	71	Enter "A" or "J."	26
Management Indicator	72	Enter code from source document when applicable; otherwise, leave blank.	28
Product Receipt Day	73-75	Enter from source document.	27; line 11

---

<sup>2</sup>See previous page.

<u>Field Legend</u>	<u>Record Position(s)</u>	<u>Entry and Instructions</u>	<u>Block of Source Document DD 250-1</u>
Mode of Shipment	76	Enter from source document.	1
Transaction Sequence Number	77-80	Enter from source document when applicable. (DFSP receipts only.)	Upper right corner of document.



APPENDIX B28

RECEIPT FOR ALL SOURCES VIA TANKER

<u>Field Legend</u>	<u>Record Position(s)</u>	<u>Entry and Instructions</u>	<u>Block of Source Document DD 250-1</u>
<u>Document Identifier</u>	1-3	P3T.	
Routing Identifier To	4-6	S9F.	
Medium of Transmission	7	Leave blank.	
<u>National Stock Number</u>	8-20	Enter from source document.	23
Blank	21	Leave blank.	
Action	22	Enter "C" or "R" when applicable; otherwise, leave blank. <sup>1</sup>	
Supply Transaction Quantity	23-29	Enter from source document (significant digits prefixed with zeros; e.g., 001200).	25
Document Number	30-43	Leave blank.	
Blank	44	Leave blank.	
Supplementary Activity Address Code	45-50	Leave blank.	
Signal	51	Leave blank.	

<sup>1</sup>If action code is "R," cargo number, NSN, and RI-From must be input. If action is "C," all fields required on an add (new) transaction must be entered. Fields to be blanked should contain all asterisks (\*).

<u>Field Legend</u>	<u>Record Position(s)</u>	<u>Entry and Instructions</u>	<u>Block of Source Document DD 250-1</u>
Fund Code	52-53	Leave blank.	
Final Consignee Indicator	54	Enter from source document when applicable; otherwise, leave blank.	28
<u>Cargo Number</u>	56-60	Enter from source document.	14
Blank	61-63	Leave blank.	
Day Commenced Discharge/ Pumping	64-66	If cargo is for destination delivery, enter Julian day corresponding to date shown on source document; otherwise, leave blank.	27; line 8
<u>Routing Identifier From</u>	67-69	Enter from source document (RI of Service/ Agency or DFSP receiving product.	11
Blank	70	Leave blank.	
Supply Condition	71	Enter "J" when applicable; otherwise, leave blank.	28
Management Indicator	72	Enter code from source document when applicable; otherwise, leave blank.	28
Product Receipt Day	73-75	Enter from source document.	27; line 11
Blank	76	Leave blank.	
Transaction Sequence Number	77-80	Enter from source document when applicable (DFSP receipts only).	Upper right corner of document.

APPENDIX B29

PHYSICAL INVENTORY

<u>Field Legend</u>	<u>Record Position(s)</u>	<u>Entry and Instructions</u>	<u>Source Document DD 1348-1</u>
<u>Document Identifier</u>	1-3	P41.	rp 1-3
<u>Routing Identifier To</u>	4-6	S9F.	rp 4-6
Medium of Transmission	7	Enter code when applicable; otherwise, leave blank.	rp 7
<u>National Stock Number</u>	8-20	Enter from source document.	rp 8-20
Physical Inventory Quantity	21-29	Enter from source document (significant digits prefixed with zeros; e.g., 005600000).	rp 21-29
<u>Document Number</u>	30-43	Enter from source document.	rp 30-43
Action	44	Enter "C" when applicable; otherwise, leave blank.	
Blank	45-66	Leave blank.	
<u>Routing Identifier From</u>	67-69	Enter from source document.	rp 67-69
Blank	70	Leave blank.	
<u>Supply Condition</u>	71	Enter from source document.	rp 71
Management Indicator	72	Enter code from source document when applicable; otherwise, leave blank.	rp 72

<u>Field Legend</u>	<u>Record Position(s)</u>	<u>Entry and Instructions</u>	<u>Source Document DD 1348-1</u>
Physical Inventory Day	73-75	Enter from source document. Must be last day of each calendar month.	rp 73-75
Blank	76	Leave blank.	
Transaction Sequence Number	77-80	Enter from source document.	rp 77-80

## APPENDIX B30

INVENTORY ADJUSTMENT

<u>Field Legend</u>	<u>Record Position(s)</u>	<u>Entry and Instructions</u>	<u>Source Document DD 1348-1</u>
<u>Document Identifier</u>	1-3	P42.	rp 1-3
Routing Identifier To	4-6	S9F.	rp 4-6
Medium of Transmission	7	Enter code when applicable; otherwise, leave blank.	rp 7
National Stock Number	8-20	Enter from source document.	rp 8-20
Blank	21	Leave blank.	
Action	22	Enter "C" or "R" when applicable; otherwise, leave blank.	
Supply Transaction Quantity	23-29	Enter from source document (significant digits prefixed with zeros; e.g., 0012000).	rp 23-29
<u>Document Number</u>	30-43	Enter from source document.	rp 30-43
Suffix Code	44	Enter from source document when applicable; otherwise, leave blank.	rp 44
Supplementary Activity Address Code	45-50	Enter from source document when applicable; otherwise, leave blank. <sup>1</sup>	rp 45-50

<sup>1</sup>When filled, rp 45-50 will contain special inventory control account AAC.

<u>Field Legend</u>	<u>Record Position(s)</u>	<u>Entry and Instructions</u>	<u>Source Document DD 1348-1</u>
Blank	51-53	Leave blank.	
Type Adjustment	54	Enter from source document.	rp 54
Blank	55-66	Leave blank.	
Routing Identifier From	67-69	Enter from source document.	rp 67-69
Gain/Loss Indicator	70	Enter from source document.	rp 70
Supply Condition	71	Enter from source document.	rp 71
Management Indicator	72	Enter code from source document when applicable; otherwise, leave blank.	rp 72
Inventory Adjustment Day	73-75	Enter from source document.	rp 73-75
Blank	76	Leave blank.	
Transaction Sequence Number	77-80	Enter from source document.	rp 77-80

APPENDIX B31

CONDITION/IDENTITY CHANGE

<u>Field Legend</u>	<u>Record Position(s)</u>	<u>Entry and Instructions</u>	<u>Block of Source Document DD 1348-1</u>
<u>Document Identifier</u>	1-3	P43.	rp 1-3
Routing Identifier To	4-6	S9F.	rp 4-6
Medium of Transmission	7	Enter code when applicable; otherwise, leave blank.	rp 7
National Stock Number To	8-20	Enter from source document.	rp 8-20
Blank	21	Leave blank.	
Action	22	Enter "R" when applicable; otherwise, leave blank.	
Supply Transaction Quantity	23-29	Enter from source document. <sup>1,2,3</sup>	rp 23-29

<sup>1</sup>When using P43 for identity change only, rp 8-20 and 51-63 must contain different NSNs and rp 66 must be blank. Rp 23-29 must contain the actual quantity of the NSN from (rp 51-63) when the unit of issue differs.

<sup>2</sup>When using a single P43 to accomplish both a condition and an identity change, rp 8-20 and 51-63 must contain different NSNs and rp 66 and 71 must contain different condition codes. Codes rp 23-29 must contain the actual quantity of the NSN from (rp 51-63) when the unit of issue differs.

<sup>3</sup>When using P43 for an identity change, if the NSN (To) has a different unit of issue than the NSN (From), the unit of issue applicable to the NSN (From) applies to the quantity affected.

<u>Field Legend</u>	<u>Record Position(s)</u>	<u>Entry and Instructions</u>	<u>Block of Source Document DD 1348-1</u>
<u>Document Number</u>	30-43	Enter from source document.	rp 30-43
Type Identity Change	44	Enter from source document when applicable. <sup>1&amp;2</sup>	rp 44
Supplementary Activity Address Code	45-50	Enter from source document when applicable; otherwise, leave blank. <sup>4</sup>	rp 45-50
National Stock Number From	51-63	Enter from source document when applicable.	DD
Blank	64-65	Leave blank.	
Condition To	66	Enter from source document when applicable. <sup>2,5,6,&amp;7</sup>	rp 66
Routing Identifier From	67-69	Enter from source document.	rp 67-69
Blank	70	Leave blank.	
Supply Condition From	71	Enter from source document. <sup>2,5,6,&amp;7</sup>	rp 71

---

<sup>1,2,&3</sup>See previous page.

<sup>4</sup>When filled, rp 45-50 will contain special inventory control account AAC.

<sup>5</sup>When using P43 for condition change only, rp 66 and 71 must contain different condition codes and rp 51-63 must be blank.

<sup>6</sup>A blank may not be used to designate product as "serviceable" in this transaction.

<sup>7</sup>Supply condition "B" is excluded from use in this transaction.



<u>Field Legend</u>	<u>Record Position(s)</u>	<u>Entry and Instructions</u>	<u>Block of Source Document DD 1348-1</u>
Management Indicator	72	Enter code from source document when applicable; otherwise, leave blank.	rp 72
Product Change Day	73-75	Enter from source document.	rp 73-75
Blank	76	Leave blank.	
Transaction Sequence Number	77-80	Enter from source document. Enter a transaction sequence number for NSN to.	rp 77-80

APPENDICES B32 THRU B56 RESERVED FOR FUTURE USE

## APPENDIX B57

GOVERNMENT BILL OF LADING DATA

<u>Field Legend</u>	<u>Record Position(s)</u>	<u>Entry and Instructions</u>	<u>Source Document</u>
			Government Bill of Lading (SF 1103)
<u>Document Identifier</u>	1-3	P51.	
Routing Identifier To	4-6	S9F.	
Medium of Transmission	7	Enter code when applicable; otherwise, leave blank.	
National Stock Number	8-20	Enter from source document; may be blank. <sup>1</sup>	
Transportation Mode Reason	21	Enter from source document when applicable; otherwise, leave blank.	
Action	22	Enter "C" or "R" when applicable; otherwise, leave blank. "C" - Change of previously loaded management/expense data (other than B/L number). "R" - Reversal of previously processed load card.	
Supply Transaction Quantity	23-29	Enter from source document.	

<sup>1</sup>If national stock number rp 8-20, consignee rp 54-59, and/or product ship day rp 70-72 are blank, data will be obtained from detail product master file (P20/P21/P22 records).

<u>Field Legend</u>	<u>Record Position(s)</u>	<u>Entry and Instructions</u>	<u>Source Document</u>
Bill of Lading Number	30-37	Enter from source document.	
Suffix	38	Enter from source document when applicable; otherwise, leave blank.	
Traffic Control Number/Obligation Authority	39-45	Enter from source document.	
Mode of Shipment	46	Enter from source document. <sup>1</sup>	
Consignor	47-53	Enter from source document: (1) DoDAAC (rp 47-52) and if applicable subactivity code (rp 53) of activity shipping product  or  (2) SPLC (rp 47-52) and if applicable suffix code (rp 53) of contractor shipping product.	
Consignee	54-59	Enter from source document. <sup>1</sup>	
Carrier	60-63	Enter from source document.	
Number of Carloads/ Truckloads	64-65	Enter from source document.	
Management Indicator	66	Enter B, C, D, E, F, G, or Z when applicable; otherwise, leave blank.	

---

<sup>1</sup>See note on previous page.

<u>Field Legend</u>	<u>Record Position(s)</u>	<u>Entry and Instructions</u>	<u>Source Document</u>
Routing Identifier From	67-69	Enter from source document (RI of DFR/focal point issuing bill of lading).	
Product Shipment Day	70-72	Enter from source document. <sup>1</sup>	
Blank	73	Leave blank.	
Transportation Expense Entitlement	74-80	Enter from source document. (Expense based on tariff rates-configurations: \$\$\$\$\$\$.)	

---

<sup>1</sup>See note on page B57-1

APPENDIX B58

GOVERNMENT BILL OF LADING DATA (ANCILLARY)

<u>Field Legend</u>	<u>Record Position(s)</u>	<u>Entry and Instructions</u>	<u>Source Document</u>
			Government Bill of Lading (SF 1103)
<u>Document Identifier</u>	1-3	P52.	
<u>Routing Identifier To</u>	4-6	RI of activity to receive notice.	
<u>Medium of Transmission</u>	7	Enter code when applicable; otherwise, leave blank.	
<u>National Stock Number</u>	8-20	Enter from source document.	
<u>Blank</u>	21	Leave blank.	
<u>Action</u>	22	Enter "C" or "R" when applicable; otherwise, leave blank. "C" - Change of previously loaded management/expense data (other than B/L number). "R" - Reversal of previously processed load transaction.	
<u>Blank</u>	23-29	Leave blank.	
<u>Bill of Lading Number</u>	30-37	Enter from source document.	
<u>Suffix</u>	38	Enter from source document when applicable; otherwise, leave blank.	
<u>Barge Name</u>	39-44	Enter from source document (name of barge used to move the product).	

<u>Field Legend</u>	<u>Record Position(s)</u>	<u>Entry and Instructions</u>	<u>Source Document</u>
Blank	45-66	Leave blank.	
Routing Identifier From	67-69	Enter from source document (RI of the DFR/focal point issuing the bill of lading).	
Blank	70-80	Leave blank.	

APPENDIX B59

MULTIPLE GOVERNMENT BILL OF LADING DATA

Field Legend	Record Positions(s)	Entry and Instructions	Block of Source Document(s), DD Forms		
			1348-1	1149	250
<u>Document Identifier</u>	1-3	P53.			
Routing Identifier To	4-6	S9F.			
Medium of Transmission	7	Enter code when applicable; otherwise, leave blank.			
Document Number and Suffix	8-21 22	Enter from source document.	rp 30-44	6	16
or					
Contr No/ CLIN/ Shipment No/ Dlvy Ord No.	8-14 15-20 21-27 28-31				
Action	32	Enter "C" if change or "R" if reversal; otherwise, leave blank.			
Bill of Lading Number	33-40	Enter from source document.	14	14	4
Bill of Lading Number	41-48	Enter from source document.	14	14	4
Bill of Lading Number	49-56	Enter from source document.	14	14	4



<u>Field Legend</u>	<u>Record Positions(s)</u>	<u>Entry and Instructions</u>	<u>Block of Source Document(s), DD Forms</u>		
			<u>1348-1</u>	<u>1149</u>	<u>250</u>
Bill of Lading Number	57-64	Enter from source document.	14	14	4
Blank	65	Leave blank.			
Management Indicator	66	Enter "A" if more than 5 bills of ladings were used in P2X transaction; otherwise, leave blank.	rp 72	b	16
Routing Identifier From	67-69	Enter from source document.	rp 4-6	1	11
Bill of Lading Number	70-77	Enter from source document.	14	14	4
Blank	70-80	Leave blank.			

RESERVED

## APPENDIX B61

MANAGEMENT NOTICE  
(TANKER ORDER NOTIFICATION)  
(COMPUTER GENERATED)

<u>Field Legend</u>	<u>Record Position(s)</u>	<u>Entry and Instructions</u>	<u>Block of Source Document</u>	
			<u>DD 1155</u>	<u>P10</u>
Document Identifier	1-3	P60.		
Routing Identifier To	4-6	Routing identifier of the consignee.		
Medium of Transmission	7	Code assigned when applicable; otherwise, leave blank.		
National Stock Number	8-20	Perpetuated from source.	19	rp 8-20
Notification Indicator	21-22	Applicable code assigned.		
Supply Transaction Quantity	23-29	Perpetuated from source document (significant digits prefixed with zeros e.g., 0012000).	20	rp 23-29
Document Number	30-43	Perpetuated from sources document.	4	rp 20-43
Blank	44	Left blank.		
Supplementary Activity Address	45-50	Perpetuated from source document when applicable; otherwise, leave blank.	17	rp 45-50
Signal	51	Perpetuated from source document.	17	rp 51
Fund Code	52-53	Perpetuated from source document.	17	rp 52-53

<u>Field Legend</u>	<u>Record Position(s)</u>	<u>Entry and Instructions</u>	<u>Block of Source Document</u>	
			<u>DD 1155</u>	<u>P10</u>
Contract Number Abbreviated	54-60	Last seven digits of the DFSC contract number perpetuated from the source document.	1	rp 54-60
Contract Line/Subline Item Number (CLIN)	61-66	Perpetuated from source document.	18	rp 61-66
Cargo Number	67-72	Perpetuated from source document.	19	rp 67-72
Management Indicator	73	Applicable code assigned; otherwise, leave blank.	19	rp 44
Blank	74	Leave blank.		
Delivery Order Number	75-78	Perpetuated from source document.	2 or 19	rp . 75-78
Blank	79-80	Leave blank.		

APPENDIX B62

MANAGEMENT NOTICE  
(DELIVERY ORDER REVIEW)  
(COMPUTER GENERATED)

<u>Field Legend</u>	<u>Record Position(s)</u>	<u>Entry and Instructions</u>	<u>Block of Source Document</u>	
			<u>DD 1155</u>	<u>P10</u>
<u>Document Identifier</u>	1-3	P6A.		
Routing Identifier To	4-6	Routing identifier of the activity to receive the notice.		
Medium of Transmission	7	Code assigned when applicable; otherwise, left blank.		
National Stock Number	8-20	Perpetuated from source document.	19	rp 8-20
Notification Indicator	21-22	Applicable code assigned.		
Blank	23-29	Leave blank.		
Contract Number Abbreviated	30-36	Last seven digits of the DFSC contract number perpetuated from the source document.	1	rp 54-60
Contract Line/Subline Item No.	37-42	Perpetuated from source document.	18	rp 61-66
Delivery Order Quantity	43-49	Perpetuated from source document, i.e., quantity of the last delivery order/ amendment recorded.	20	rp 23-29

<u>Field Legend</u>	<u>Record Position(s)</u>	<u>Entry and Instructions</u>	<u>Block of Source Document</u>	
			<u>DD 1155</u>	<u>P10</u>
Delivery Order Amendment Suffix	50-51	Perpetuated from source document; i.e., last delivery order/amendment suffix recorded.	2	rp 79-80
Quantity Shipped/Received	52-58	Total quantity shipped or received as determined by free-on-board code applicable to the contract number abbreviated/CLIN/delivery order number.		
Free-On-Board	59	Applicable code assigned.		
Blank	60-62	Leave blank.		
Delivery Order Number	63-66	Perpetuated from source document.	2 or 19	rp 75-78
Routing Identifier From	67-69	S9F.		
Blank	70-71	Leave blank.		
Management Indicator	72	Applicable code assigned; otherwise, left blank.		
Blank	73-80	Leave blank.		

APPENDIX B63

MANAGEMENT NOTICE  
(MISSING TRANSACTION MESSAGE)  
(COMPUTER GENERATED)

<u>Field Legend</u>	<u>Record Position(s)</u>	<u>Entry and Instructions</u>
<u>Document Identifier</u>	1-3	P6B.
Routing Identifier To	4-6	Routing identifier of the activity to receive notice.
Medium of Transmission	7	Constant A.
National Stock Number	8-20	Assigned by computer for those messages generated for mission TSN.
Blank	21-22	Leave blank.
Activity Address Code	23-28	AAC of activity responsible for submitting the missing transaction.
Blank	29	Leave blank.
Document Number or Line/Subline Number	30-43	Data perpetuated from original transaction; not applicable to missing TSN messages.
Suffix	44	Data perpetuated from the original P21 shipment transaction; used on the missing P31 transaction message.
Blank	45	Leave blank.

<u>Field Legend</u>	<u>Record Position(s)</u>	<u>Entry and Instructions</u>
Narrative Message -- Missing Transaction	46-68	Narrative message identifying missing transaction. <sup>1</sup>
Blank	69	Leave blank.
Delivery Order	70-73	Data perpetuated from original transaction.
Blank	74	Leave blank.
Supply Transaction Day	75-77	Julian Day of notice.
Blank	78-80	Leave blank.

---

<sup>1</sup>Missing transaction messages relate only to the current month. Missing TSNs for previous months are identified through the reconciliation process. Missing Suffix Code messages and missing follow-on transaction messages (e.g., no receipt against a shipment within specified time period) do not relate to a particular month but, rather, will continue to be produced until the missing transaction is input.



RESERVED

APPENDIX B65

DFSP MANAGEMENT NOTICE RECONCILIATION REVIEW REQUIRED  
(COMPUTER GENERATED)

<u>Field Legend</u>	<u>Record Position(s)</u>	<u>Entry and Instructions</u>
<u>Document Identifier</u>	1-3	P6D.
Routing Identifier To	4-6	Routing identifier (RI) of the activity to receive the notice.
Medium of Transmission	7	Code assigned when applicable; otherwise, leave blank.
National Stock Number	8-20	Assigned by computer, as required.
Notification Indicator	21-22	Applicable code assigned (Code 11, 12, or 13). <sup>1</sup>
Variable Data	23-63	Variable data. <sup>1</sup>
Routing Identifier Reporting Activity	64-66	RI of the reporting activity being inventoried.
Routing Identifier From	67-69	S9F.
Blank	70	Leave blank.
Variable Data	71-80	Variable data. <sup>1</sup>

---

<sup>1</sup>For notification indicator codes and variable data instructions, see appendix C29.

APPENDIX B66

MANAGEMENT NOTICE  
(DFAMS INQUIRY TO AIR FORCE ACTIVITIES)<sup>1</sup>

(This transaction is generated for Air Force computer recognition and response without manual intervention.)

<u>Field Legend</u>	<u>Record Position(s)</u>	<u>Entry and Instructions</u>
<u>Document Identifier</u>	1-3	P6F.
<u>Routing Identifier</u>	4-6	Routing identifier (RI) of the activity to receive the notice.
<u>Medium of Transmission</u>	7	Assigned by computer.
Blank	8-20	Leave blank.
Summary Transaction Quantity	21-29	Quantity shipped/received as applicable. <sup>2</sup>
Document Number	30-43	Document number if applicable; otherwise, blank.
Suffix	44	Suffix code of missing P31 transaction, if applicable.
Management Indicator	45	Assigned by computer when P6F transaction is computer generated.
Blank	46	Leave blank.
Contract Number Abbreviated	47-53	Contract number abbreviated (e.g., 84D1234), if applicable.

<sup>1</sup>Underscored fields will always be filled. Other fields will be filled according to type of inquiry.

<sup>2</sup>If management indicator is C or D, this field shows total quantity received (as recorded in DFAMS computer). If management indicator is F, this field shows single shipment quantity as recorded in DFAMS computer.

<u>Field Legend</u>	<u>Record Position(s)</u>	<u>Entry and Instructions</u>
Blank	54	Leave blank.
Contract Line/ Subline Item Number	55-60	If 4-digit CLIN, then rp 59-60 will be blank. Not applicable to DFSP requisitions.
Blank	61	Leave blank.
Delivery Order Number	62-65	Delivery order number, if applicable.
Blank	66	Leave blank.
<u>Routing Identifier</u> <u>From</u>	67-69	"S9F" if originating from DFSC; otherwise, RI of originating DFR.
Shipment Number	70-76	Shipment number, if applicable. <sup>3</sup>
Blank	77	Leave blank.
<u>Supply Transaction</u> <u>Day</u>	78-80	Julian day P6F transaction output by DFAMS computer.

---

<sup>3</sup>If management indicator is A, then missing shipment number will be shown. If management indicator is B or C, then greatest shipment number against order will be shown.

#### Summary of P6F Output/Response

(Applicable to Air Force Activities Only)

1. Contractor invoice received by Finance and not supported by DFAMS records will generate notice. Air Force computer will transmit order (P10) and/or receipt (P30) transactions.
2. Order not closed after 45 days will generate notice. Air Force computer will transmit, as applicable, missing P30 transactions or P30 change transaction to add final shipment indicator to file.
3. If total shipments/receipts are not within 10% of order, a notice will be generated. Air Force computer will note quantity in P6F card and will, as appropriate, transmit P30 transactions, P10 amendment transaction, or provide notice to fuels personnel that order must be amended.

4. An order without receipts will, after a given time, generate notice. Air Force computer will transmit P30 receipt transactions if appropriate.
5. Certain DFSP shipments will, if a receipt has not been recorded, generate notice. The Air Force computer will transmit P30 receipt transaction.
6. A receipt recorded out of sequence will generate a notice of missing receipts. Air Force computer will transmit missing P30 receipt transactions.
7. Certain items suspended or rejected by DFAMS will generate a notice. For example, when a shipment is suspended and unable to record, a notice will be generated to prompt the Air Force computer to transmit an order.

APPENDIX B67

TRANSACTION RECEIPT  
(COMPUTER GENERATED)

<u>Field Legend</u>	<u>Record Position(s)</u>	<u>Entry and Instructions</u>
<u>Document Identifier</u>	1-3	P6R.
<u>Routing Identifier To</u>	4-6	RI of the activity to receive the notice.
<u>Medium of Transmission</u>	7	Data in rp 7-20 perpetuated from original transaction.
<u>National Stock Number</u>	8-20	Assigned by computer as required.
<u>Document Identifier Abbreviated</u>	21-22	Last two positions (rp 2-3) of the original DI.
<u>Supply Transaction Quantity</u>	23-29 )	Data in rp 23-53 and 55-80 perpetuated from original transaction.
<u>Document Number or Contract Line/Sub-Line Item Number</u>	30-43 )	
<u>Suffix</u>	44 )	
<u>Supplementary Activity Address Code</u>	45-50 )	
<u>Signal</u>	51 )	
<u>Fund Code</u>	52-53 )	
<u>Action</u>	54	Action of original transaction or data from original add transaction. <sup>1</sup>

---

<sup>1</sup>When action codes "C" or "R" appear in an original transaction, it will appear in rp 54 of the transaction receipt notice card P6R.

<u>Field Legend</u>	<u>Record Position(s)</u>	<u>Entry and Instructions</u>
Variable Data <sup>2</sup>	55-80 )	

---

<sup>2</sup>For variable data, see appendix A29.

APPENDIX B68

SUSPENSE NOTIFICATION TRANSACTION

<u>Field Legend</u>	<u>Record Position(s)</u>	<u>Entry and Instructions</u>
Document Identifier	1-3	P6S.
Routing Identifier To	4-6	RI of the activity to receive the notice.
Last Position of the Original Document Identifier	7	Last position (rp 3) of the original DI.
National Stock Number	8-20	Data perpetuated from the original transaction.
Notification Indicator	21-22	Applicable notification indicator.
Supply Transaction Quantity	23-29 )	Data in rp 23-80 perpetuated from the original transaction.
Document Number or Contract Number Abbreviated/Contract Line/Subline Item Number	30-43 )	
Suffix	44 )	
Supplementary Activity Address Code	45-50 )	
Signal	51 )	
Fund Code	52-53 )	
Variable Data	54-80 )	



RESERVED

RESERVED

APPENDIX B71

TRANSACTION/SEQUENCE/SUFFIX ERROR CORRECTION

<u>Field Legend</u>	<u>Record Position(s)</u>	<u>Entry and Instructions</u>	<u>Source Document DD 1348-1</u>
<u>Document Identifier</u>	1-3	P9A.	rp 1-3
<u>Routing Identifier To</u>	4-6	S9F.	rp 4-6
<u>Medium of Transmission</u>	7	Enter code when applicable; otherwise, leave blank.	rp 7
<u>National Stock Number</u>	8-20	Enter NSN for which the sequence error occurred.	rp 8-20
Blank	21	Leave blank.	
<u>Action</u>	22	Enter "R" when applicable; otherwise, leave blank.	
Blank	23-29	Leave blank.	
<u>Document Number</u> or <u>Contract Number Abbreviated/Contract Line Item Number/Subline Item Number</u> or <u>Obligation Authority Agreement Line Item Number</u>	30-43	1. Suffix code error: Enter the document number, contract number abbreviated/CLIN (rp 43 blank) or obligation authority/agreement line item number (rp 41-43 blank) applicable to the suffix code error. 2. Transaction sequence number error: Enter the document number as assigned by the DFSP.	rp 30-43
<u>Suffix Missed</u>	44	Enter the suffix code missed in sequential assignment (used in conjunction with the document number in rp 30-43). Leave blank when entering this document for transaction sequence number error.	rp 44

<u>Field Legend</u>	<u>Record Position(s)</u>	<u>Entry and Instructions</u>	<u>Source Document</u> DD 1348-1
Blank	45-66	Leave blank.	
Routing Identifier	67-69	Enter the RI of the DFSP submitting the sequence error correction.	rp 67-69
Blank	70-72	Leave blank.	
Error Correction Day	73-75	Enter the Julian Day the transaction was prepared to fill a missing suffix code. The Julian Day must be greater than or the same as the date in rp 36-39. To fill a missing TSN, the Julian Day must be the last day of the month and must equal rp 36-39.	rp 73-75
Blank	76	Leave blank.	
Transaction Sequence Number -- Missing	77-80	Enter the TSN missing in sequential assignment. Leave blank when entering this document for suffix code error.	rp 77-80

## APPENDIX B72

INTRANSIT GAIN/LOSS ADJUSTMENT  
(COMPUTER GENERATED)

<u>Field Legend</u>	<u>Record Position(s)</u>	<u>Entry and Instructions</u>
Document Identifier	1-3	P9B.
Routing Identifier To	4-6	S9F.
Medium of Transmission	7	Code assigned when applicable; otherwise, leave blank.
National Stock Number	8-20	NSN of product adjusted.
Blank	21	Leave blank.
Action	22	Code assigned when applicable; otherwise, leave blank.
Gain/Loss Quantity	23-29	Computer gain or loss quantity.
Document Number or Contract Number Abbreviated/Contract Line/Subline Item Number	30-43	Perpetuated from applicable shipment/receipt transactions (rp 43); leave blank when contract number abbreviated/contract line/subline item number is used.
Suffix	44	When applicable, perpetuated from appropriate shipment/receipt transactions.
Supplementary Activity Address Code	45-50	When applicable, special inventory control account code is perpetuated from appropriate shipment/receipt transactions; otherwise, leave blank.
Product Receipt Day	51-53	Perpetuated from applicable transaction.
Type Adjustment	54	"H" or "J" assigned.

<u>Field Legend</u>	<u>Record Position(s)</u>	<u>Entry and Instructions</u>
Cargo Number or Bill of Lading Number	55-62	Perpetuated from applicable shipment/receipt transactions. If cargo number, leave 60-62 blank.
Delivery Order Number	63-66	When applicable, perpetuated from appropriate shipment/ receipt transactions; otherwise, leave blank.
Blank	67-69	Leave blank.
Gain/Loss Indicator	70	"G" or "L" assigned.
Blank	71	Leave blank.
Management Indicator	72	Applicable code assigned, when applicable; otherwise, leave blank.
Gain/Loss Adjustment Day	73-75	Julian Day adjustment made.
Mode of Shipment	76	Perpetuated from applicable shipment/receipt transactions.
Blank	77-80	Leave blank.

APPENDIX B73

CAPITALIZATION (GAIN)/DECAPITALIZATION (LOSS) OF INVENTORY  
FROM/TO A SERVICE/AGENCY

<u>Field Legend</u>	<u>Record Position(s)</u>	<u>Entry and Instructions</u>	<u>Block of Source Document DD 1348-1</u>
<u>Document Identifier</u>	1-3	Enter applicable DI as follows:  P9C - Capitalization (gain of DFSP inventory).  P9D - Decapitalization (loss of DFSP inventory).	rp 1-3
Routing Identifier To	4-6	S9F.	rp 4-6
Medium of Transmission	7	Enter code when applicable; otherwise, leave blank.	rp 7
National Stock Number	8-20	Enter from source document.	rp 8-20
Physical Inventory Quantity	21-29	Enter from source document.	rp 21-29
<u>Document Number</u>	30-43	Enter from source document.	rp 30-43
Action	44	Enter "C" or "R" when applicable; otherwise, leave blank.	
Supplementary Activity Address	45-50	Enter from source document.	rp 45-50
Blank	51-66	Leave blank.	
Routing Identifier From	67-69	Enter from source document.	rp 67-69
Blank	70	Leave blank.	

<u>Field Legend</u>	<u>Record Position(s)</u>	<u>Entry and Instructions</u>	<u>Block of Source Document DD 1348-1</u>
Supply Condition	71	Enter from source document.	rp 71
Management Indicator	72	Enter from source document when applicable; otherwise, leave blank.	rp 72
Product Receipt Day	73-75	Enter Julian Day responding to date shown on source document.	7
Blank	76	Leave blank.	
Transaction Sequence Number	77-80	Enter from source document.	rp 77-80



APPENDIX B74

SPECIAL INVENTORY CONTROL ACCOUNT CLOSE OUT

<u>Field Legend</u>	<u>Record Position(s)</u>	<u>Entry and Instructions</u>
<u>Document Identifier</u>	1-3	P9E.
Routing Identifier To	4-6	S9F.
Medium of Transmission	7	Enter code when applicable; otherwise, leave blank.
National Stock Number	8-20	Enter NSN shipped from a DFSP to a Service/Agency or contractor under the terms of a loan/exchange/reclamation agreement.
Blank	21	Leave blank.
Action	22	Enter "C" or "R" when applicable; otherwise, leave blank.
Inventory Control Account Balance Quantity	23-29	Enter the difference between the total quantity shipped by DFSC to the applicable special inventory control account and the total quantity accepted by DFSC or Service/Agency from the same account (significant digits prefixed with zeros; e.g., 000150). If no difference, enter all zeros.
<u>Document Number</u> or <u>Contract Number</u> <u>Abbreviated/Contract Line/Subline</u> <u>Item No. (CLIN)</u>	30-43	Enter the document number or contract number abbreviated/CLIN applicable to the special inventory control account (leave rp 43 blank when using contract number abbreviated/CLIN).
Blank	44	Leave blank.
Special Inventory Control Account	45-50	Enter special inventory control account AAC.

<u>Field Legend</u>	<u>Record Position(s)</u>	<u>Entry and Instructions</u>
Blank	51-59	Leave blank.
Excessive Gain/ Loss Quantity	60-66	Enter the quantity by which the inventory control account balance quantity (rp 23-29) exceeds the allowable gain/loss quantity applicable to the agreement covering the special inventory control account (significant digits prefixed with zeros; e.g., 000150). If no difference, enter all zeros.
Routing Identifier From	67-69	S9F.
Gain/Loss Indicator	70	Enter applicable code.
Supply Condition	71	Enter "A" or "J."
Management Indicator	72	Enter applicable code; otherwise, leave blank.
Close out Day	73-75	Enter Julian Day account closed out.
Blank	76-80	Leave blank.

RESERVED

APPENDIX B76

REJECT  
(COMPUTER GENERATED)<sup>1</sup>

<u>Field Legend</u>	<u>Record Position(s)</u>	<u>Entry and Instructions</u>
<u>Document Identifier</u>	1-3	Enter P (Numeric) Z - constructed as follows to identify the transaction as a reject: rp 1 and 2 - First two positions of the original DI rp 3 - Constant "Z."
Routing Identifier To	4-6	RI of the transaction initiator.
Last Position of the Original Document Identifier	7	Last position (rp 3) of the original DI.
National Stock Number	8-20	NSN perpetuated from original transaction.
Reject Indicator	21-22	Applicable code.
Supply Transactions Quantity	23-29 )	Data in rp 23-80 perpetuated from original transaction.
Document Number	30-43 )	
or	)	
Contract Number	)	
Abbreviated/Contract Line/Sub-	)	
line Item Number	)	
Suffix	44 )	
Supplementary	45-50 )	
Activity Address	)	
Signal	51 )	

<sup>1</sup>When action "C" or "R" appears in an original transaction which has been rejected, it will appear in rp 54 of the reject P (Numeric) Z. When resubmitting corrected information, the action will appear in the appropriated field (rp 22) and the data in rp 54 will be restored when applicable.

<u>Field Legend</u>	<u>Record Position(s)</u>	<u>Entry and Instructions</u>
Fund Code	52-53 )	
Variable Data	54-80 )	

APPENDIX B77

MULTIPLE DFSPS ON TANKER/BARGE SHIPMENT FROM CONTRACTOR  
(FOR INTERNAL DLA/DFSC USE ONLY)

<u>Field Legend</u>	<u>Record Position(s)</u>	<u>Entry and Instructions</u>	<u>Block of Source Document DD 250-1</u>
<u>Document Identifier</u>	1-3	XEL. <sup>1</sup>	
<u>Contract Number Abbreviated</u> or <u>Obligation Authorization Number</u>	4-10	1. Enter last seven digits of the DFSC contract number. <sup>2</sup> 2. Enter complete obligation authority number. <sup>2</sup>	6
<u>Contract Line/Subline Item Number (CLIN)</u> or <u>Agreement Line Item Number</u>	11-16	Enter from source document.	22
Medium of Transmission	17		
Blank	18	Leave blank.	
Action	19	Enter "C" or "R" when applicable; otherwise, leave blank.	
<u>Delivery Order Number</u>	20-23	Enter from source document.	10

<sup>1</sup>The XEL is used to record multiple DFSP tanker/barge shipment from a contractor against a P20 which contains a "YDFSPM" in rp 45-50. When a P20 has been processed with a "YDFSPM" in rp 45-50, a Notice Indicator 3 will be generated and sent to OD/DFR to notify that there are multiple consignees and an XEL is required to designate these consignees.

<sup>2</sup>Same as shown in applicable P20. (See appropriate appendix for instructions on P20.)

<u>Field Legend</u>	<u>Record Position(s)</u>	<u>Entry and Instructions</u>	<u>Block of Source Document DD 250-1</u>
Consignee Number 1	24-29	Enter from source document. <sup>3</sup>	11
Quantity Shipped	30-37	Enter from source document.	11
Consignee Number 2	38-43	Enter from source document.	11
Quantity Shipped	44-51	Enter from source document.	11
Consignee Number 3	52-57	Enter from source document.	11
Quantity Shipped	58-65	Enter from source document.	11
Consignee Number 4	66-71	Enter from source document.	11
Quantity Shipped	72-79	Enter from source document.	11
Blank	80		

---

<sup>3</sup>The quantities on applicable consignees must total to equal exactly the quantity on the P20.

APPENDIX B78

GOVERNMENT BILL OF LADING (SUPPLEMENTAL ENTITLEMENT) DATA  
(BY DI)

<u>Field Legend</u>	<u>Record Position(s)</u>	<u>Entry and Instructions</u>	<u>Source Document</u>  <u>Government Bill of Lading (SF 1103)</u>
Document Identifier	1-3	XMA.	
National Stock Number	8-20	Enter from source document.	
Blank	21-29	Leave blank.	
Bill of Lading Number	30-37	Enter from source document.	
Suffix	38	Enter from source document when applicable; otherwise, leave blank.	
Blank	39	Leave blank.	
Transportation Expense - Supplementary Entitlement (To)	40-48	Enter from source document. (Entitlement transportation expense to be disbursed to USAFAC. Configuration-\$\$\$\$\$\$00.)	
Blank	49-54	Leave blank.	
Transportation Expense	55	Enter type transportation expense code; "T" - Transportation, "D" - Demurrage, or "A" - Accessorial.	
Blank	65-79	Leave blank.	
Action	80	Enter "C" - change of previously loaded supplementary expense data; leave blank to add.	



APPENDIX C  
CODES/DATA ELEMENTS

INDEX

<u>APPENDIX</u>		<u>PAGE</u>
	Introduction to MILSPETS Codes/Data Elements.....	C-1
C1	Action .....	C1-1
C2	Activity Address Code (AAC/DoDAAC).....	C2-1
C3	Agreement Line Item Number.....	C3-1
C4	Barge Name.....	C4-1
C5	Bill of Lading Number.....	C5-1
C6	Cargo Number.....	C6-1
C7	Carrier.....	C7-1
	Close Out Day.....	C52-1
	Condition/Identity Change Quantity.....	C53-1
C8	Contract Line/Subline Item Number (CLIN).....	C8-1
C9	Contract Line/Subline Item Number Unit Price Abbreviated.....	C9-1
C10	Contract Number Abbreviated (PIIN Abbreviated).....	C10-1
	Day Commenced Discharge/Pumping.....	C52-1
	Day Commenced Loading/Pumping.....	C52-1
	Delivery Order/Amendment Preparation Day.....	C52-1
C11	Delivery Order Amendment Suffix.....	C11-1
C12	Delivery Order Number.....	C12-1
	Delivery Order Quantity.....	C53-1

<u>APPENDIX</u>		<u>PAGE</u>
C13	Demand.....	C13-1
C14	Distribution.....	C14-1
C15	Document Identifiers (DIs).....	C15-1
C16	Document Identifier-Abbreviated.....	C16-1
C17	Document Number.....	C17-1
	Error Correction Day.....	C52-1
	Excessive Gain/Loss Quantity.....	C53-1
C18	Final Consignee Indicator.....	C18-1
C19	Final Shipment Indicator.....	C19-1
C20	Free on Board (FOB).....	C20-1
C21	Fund Code.....	C21-1
	Gain/Loss Adjustment Day.....	C52-1
C22	Gain/Loss Indicator.....	C22-1
	Gain/Loss Quantity.....	C53-1
	Inventory Adjustment Day.....	C52-1
	Inventory Adjustment Quantity.....	C53-1
	Inventory Control Account Balance Quantity.....	C53-1
C23	Last Position of the Original Document Identifier.....	C23-1
C24	Reserved	
C25	Management Indicator.....	C25-1
C26	Medium of Transmission.....	C26-1
C27	Mode of Shipment.....	C27-1
C28	National Stock Number (NSN).....	C28-1

<u>APPENDIX</u>	<u>PAGE</u>
C29	Notification Indicator (Being Developed)
C30	Number of Carloads/Truckloads..... C30-1
C31	Obligation Authority Number..... C31-1
	Ordering Activity Code (See Appendix A12 for Structure and Appendix A57 for Listing)
C32	Origin Point..... C32-1
C33	Percent of Variance..... C33-1
	Physical Inventory Day..... C52-1
C34	Physical Inventory Quantity..... C34-1
C35	Priority Designator (PD)..... C35-1
	Product Code (See Appendix A62)
	Product Receipt Day..... C52-2
	Product Shipment Day..... C52-2
C36	Project Code..... C36-1
	Quantity Shipped/Received..... C53-1
C37	Reconciliation Balance Quantity..... C37-1
C38	Reconciliation Completion Date..... C38-1
	Reconciliation Day..... C52-2
C39	Reject Indicator (Being Developed)
	Required Delivery Day..... C52-2
C40	Requisition Number Amendment..... C40-1
C41	Routing Identifier..... C41-1
C42	Service/Agency/Indicators..... C42-1
C43	Shipment Number..... C43-1

<u>APPENDIX</u>		<u>PAGE</u>
C44	Signal.....	C44-1
C45	Special Inventory Control Account.....	C45-1
C46	Special Inventory Control Account - Abbreviated..	C46-1
C47	Standard Point Location Code (SPLC) - Consignor..	C47-1
C48	State/Country/Region of Country Code - Alpha/ Numeric.....	C48-1
C49	Suffix.....	C49-1
	Supply Transaction Quantity.....	C53-1
C50	Supplementary Activity Address Code (SUPAAC).....	C50-1
C51	Supply Condition (Formerly Condition Code).....	C51-1
C52	Supply Transaction Day.....	C52-1
C53	Supply Transaction Quantity.....	C53-1
C54	Reserved	
C55	Reserved	
C56	Traffic Control Number.....	C56-1
C57	Transaction Sequence Number (TSN).....	C57-1
C58	Transportation Expense.....	C58-1
C59	Transportation Expense-Entitlement.....	C59-1
C60	Transportation Mode Reason.....	C60-1
C61	Type Activity Designator (TAD).....	C61-1
C62	Type Adjustment.....	C62-1
C63	Type Identity Change.....	C63-1

INTRODUCTION TO MILSPETS CODES/DATA ELEMENTS

A. This appendix provides codes/data elements applicable to the preparation/processing of fuels documents/forms prescribed in other sections of this manual. Code/data element definitions and use are provided in individual appendices and are sequenced alphabetically for ready reference.

B. All activities responsible for the preparation/processing of fuels documents/forms must become familiar with these codes/data elements and insure that they are used as prescribed in this manual. Questions concerning codes/data elements should be directed to DFSC, Directorate of Supply Operations, Logistics Programs Division, ATTN: DFSC-OP, or the DoD MILSPETS Administrator.

C. Coding must be as indicated in these instructions. In cases where specific coding instructions are not provided, reference must be made to DoD 5000.12-M. The party failing to comply with either these coding instructions or those published in DoD 5000.12-M will be responsible for required concessions (e.g., conversion costs, time delays, and format changes) in data base communication.

D. Subordinate data elements are also listed alphabetically (e.g., "Close Out Day" is a subordinate to "Supply Transaction Day"). Subordinate data elements are identified by the page number of their principal data element and do not have separate appendix numbers.

APPENDIX C1

ACTION

Action

Number of Characters: 1

Type of Code: Alphanumeric

1. Identifies the type of action (e.g., additions, changes, reversals, and adjustments) being processed.

2. Action codes will be assigned by transaction originators to identify special computer actions applicable to specific transactions. It is an exception entry, required only when prescribed by format and applicable to the transactions.

3. Action codes are:

<u>Code</u>	<u>Definition</u>
A/Blank	Action "A" (Add) will automatically be computer-assigned to all new transactions accepted/recorded by the system.
R	Identifies complete reversal of all computer actions associated with processing of the original transaction (i.e., reversal of all record updates, financial inventory accounting, and related billing action when applicable. Original and reversal transactions are maintained in the transaction history for audit trail. Only the control field(s) specified for each document identifier <sup>1</sup> format in appendix B are required in the input.
C	Identifies change(s) of a previously accepted/recorded transaction. Control field(s) specified for each document identifier format in appendix B plus the applicable corrected data are required in the input. Only those fields containing data will be changed. In the case of a

---

<sup>1</sup>Applicable to transactions affecting product accountability/financial inventory accounting.

<u>Code</u>	<u>Definition</u>
	change in quantity, the input quantity will be the total new quantity; it will supersede the previously recorded quantity, not add to or subtract from it. <sup>2&amp;3</sup>
D	Indicates that records established by a previously accepted/recorded transaction must be deleted.
E	(Eliminate) reserved for DFSC internal use.
W	(Adjustment) reserved for DFSC internal use.

---

<sup>2</sup>For transactions affecting product accountability/financial inventory accounting, Action Code "C" will result in the same reversal actions as Action Code "R"; but, in addition, the original transaction will be reconstructed with the correction data specified in the input and automatically reprocessed after the reversal action. Original, reversal, and reprocessed/corrected transactions are maintained in the transaction history for audit trail.

<sup>3</sup>For transactions not affecting product accountability/financial inventory accounting (e.g., facilities profile data), Action "C" will result in override of the date previously accepted/recorded. Original and corrected transactions are maintained in the transaction history.

APPENDIX C2

ACTIVITY ADDRESS CODE (AAC/DoDAAC)

Activity Address Code

Number of Characters: 6

Type of Code: Alphanumeric

1. Depicts the address of activities authorized to direct, receive, or ship materiel and/or to be billed. The types of activity address codes include:

- a. DoDAAC - Department of Defense Activity Address Code.
- b. FEDAAC - Federal Civil Agency Activity Address Code.
- c. FSCM - Federal Supply Code for Manufacturers.
- d. FSCNM - Federal Supply Code for Nonmanufacturers.
- e. VESAAC - Vessel Activity Address Code.

2. Additional specific use of this element includes:

- a. Activity Address Code - Consignee. The activity address code of the activity receiving product.
- b. Activity Address Code - Consignor. The activity address code of the supplier/shipper of a product. (Must be DoDAAC or FSCM.)
- c. Activity Address Code - New Consignee. The activity address code of the Service/Agency activity or DFSP which is to receive product diverted from another activity.
- d. Activity Address Code - Original Consignee. The activity address code of the activity from which product is being diverted to another activity.

3. Activity address codes for DFSPs, DICPs, and Service/Agency activities are contained in appendix A57.



APPENDIX C3

AGREEMENT LINE ITEM NUMBER

Agreement Line Item Number

Number of Characters: 4

Type of Code: Numeric

The agreement line item number identifies separate items of supplies/ services on another agreement and shall be numbered sequentially, but not necessarily consecutively (i.e., O/A, ISA, MIPRS, etc.).

Other agreements are any means other than DLA contract through which stock funds are obligated and expended; e.g., O/A, ISA, DFSC requisitions, etc.

Value must range between 0001 - 9999.

APPENDIX C4

BARGE NAME

Barge Name

Number of Characters: 6

Type of Code: Alphanumeric

A code assigned to identify a particular barge transporting bulk petroleum products.

APPENDIX C5

BILL OF LADING NUMBER

Bill of Lading Number

Number of Characters: 8

Type of Code: Alphanumeric

1. The bill of lading number is the Government bill of lading number, freight warrant number, or other official control number assigned to the related bill of lading document used to effect transportation of product. It is applicable to movement of product by all modes of shipment other than tanker when the charges for such transportation must be paid by DFSC.

2. For CONUS, bills of lading are controlled by the applicable DFR.

3. For overseas, bills of lading are controlled by a designated in-country focal point and relate to a specific O/A issued by DFSC to cover transportation charges incurred by activities under the jurisdiction of that focal point.

4. The bill of lading number is required for FOB origin and terminal transactions for all modes of shipment except modes:

I	Government Truck
Z	MSC-Controlled Tanker
2	Government Barge or Lake Tanker
9	Local Delivery (includes tank wagons of less than 5200 gals)

APPENDIX C6

CARGO NUMBER

Cargo Number

Number of Characters: 6

Type of Code: Alphanumeric

The cargo number is assigned by DFSC to identify cargo of fuel when transported by DFSC to control movement of product by tanker. It is comprised of a cargo type code and a serial number.

The first two positions must be one of the values listed under cargo type code. Positions 3 through 6 must be numeric (0001 through 9999).

APPENDIX C7

CARRIER

Carrier

Number of Characters: 4

Type of Code: Alphanumeric

A code assigned by the Military Transportation Management Command (MTMC) to identify pipeline, barge, tank car, or truck transporters. Codes are assigned from the Standard Carrier Alpha Code Directory.

APPENDIX C8

CONTRACT LINE/SUBLINE ITEM NUMBER (CLIN)

Contract Line/Subline Item Number

Number of Characters: 6

Type of Code: Alphanumeric

The CLIN identifies separate items of supplies/services on a contract. This field will reflect one of the following:

1. A 4-position CLIN (positions 5 and 6 may remain blank).
2. A 6-position CLIN.
3. A 4-position CLIN, which would be the airport location code, followed by a 2-position subline item code.

APPENDIX C9

CONTRACT LINE/SUBLINE ITEM NUMBER  
UNIT PRICE ABBREVIATED

Contract Line/Subline Item Number Unit Price Abbreviated

Number of Characters: 8

Type of Code: Alphanumeric

An abbreviated form of the contract unit price contained in the applicable SIOATH. The dollars/cents/mills structure is - \$\$\$/cc/MMM; fill with leading zeros.

APPENDIX C10

CONTRACT NUMBER ABBREVIATED  
(PIIN ABBREVIATED)

Contract Number Abbreviated

Number of Characters: 7

Type of Code: Alphanumeric

This is used to identify an abbreviated procurement instrument identification number (PIIN); i.e., the last seven digits of the applicable DFSC contract number (e.g., 86D0517).

Positions 1-2 - Fiscal year - numeric and must be filled.

Position 3 - Type of procurement instrument  
identification number - alpha.  
(A, B, C, D, E, F, G, H, L, M, N, P, Q, R, S, T)

Positions 4-7 - Procurement instrument  
identification serial number is alphanumeric and  
must be filled.



APPENDIX C11

DELIVERY ORDER AMENDMENT SUFFIX

Delivery Order Amendment Suffix

Number of Characters: 2

Type of Code: Numeric

1. The delivery order amendment suffix relates to the specified delivery order number and identifies the transaction as an order amendment.

2. Delivery order amendment suffix numbers will be sequentially assigned for each delivery order as follows:

<u>Suffix</u>	<u>Criteria</u>
01-49	Assigned by the ordering activity
50-99	Assigned by DFAMS

3. Sequence controls will be established to insure that all order amendment transactions are received/processed. A delivery order amendment suffix of "00" denotes the basic delivery order.

APPENDIX C12

DELIVERY ORDER NUMBER

Delivery Order Number

Number of Characters: 4

Type of Code: Alphanumeric

1. A delivery order number identifies an order for product against an active indefinite delivery type contract and creates an obligation to the Bulk Petroleum Category, DLA Division of the Defense Stock Fund.

2. Delivery order numbers are comprised of a 2-digit ordering activity code which identifies the activity ordering the product, followed by a 2-digit serial number assigned by the ordering activity for the life of the contract as follows:

- a. 01 thru 99, then
  - b. 1A thru 9Z (excluding I and 0), then
  - c. A1 thru Z9 (excluding I and 0), then
  - d. AA thru ZZ (excluding I and 0)
3. Ordering activity codes are contained in appendix A57.

APPENDIX C13

DEMAND

Demand

Number of Characters: 1

Type of Code: Alphabetic

A code indicates whether a demand is recurring or nonrecurring. The following are entered in requisitions by the requesting activity in accordance with Military Service instructions<sup>1</sup>:

<u>Code</u>	<u>Explanation</u>
I	Inactivated Item Demand
N	Nonrecurring Demand
O (alpha)	No Demand
P	Nonrecurring Demand for Special Program Requirements
R	Recurring Demand
S	Commissary Resale Demand

---

<sup>1</sup>The absence of a Demand Code in a requisition is considered to be R.

APPENDIX C14  
DISTRIBUTION

Distribution

Number of Characters: 3

Type of Code: Alphanumeric

A standard code designating supply and shipment status. Discretionary use of the code by Services/Agencies for internal control is authorized.

APPENDIX C15

DOCUMENT IDENTIFIERS (Dis)

Document Identifier

Number of Characters: 3

Type of Code: Alphanumeric

1. A code assigned to identify a transaction for processing. It further identifies such data as to its intended purpose and usage and the operation dictated. The DI enables ADP equipment first, to select the appropriate program(s) and second, to perform mechanical operations dictated by that code. Finally, it provides a corollary function for manual operations.

2. The DI is a mandatory entry on all DFSP and Service/Agency transactions entering and leaving the Defense Fuels Automated Management System.

3. DI series P1 through P9 have been reserved by the DoD Logistics Data Element Standardization and Management Program (LOGDESMAP) for MILSPETS. The third character will be either alphabetic or numeric.

APPENDIX C16

DOCUMENT IDENTIFIER-ABBREVIATED

Document Identifier - Abbreviated

Number of Characters: 2

Type of Code: Alphanumeric

Document Identifier -- Abbreviated -- the last two positions of the original document identifier. Used to identify the submitted DI on a DFSC Transaction Receipt Notice.

APPENDIX C17

DOCUMENT NUMBER

Document Number

Number of Characters: 14

Type of Code: Alphanumeric

1. The document number is a nonduplicative number which identifies the Service/Agency/activity, requisition date, and serial number. For support of U.S. Forces, it is constructed of four basic elements as follows:

- a. Service (rp 30) or FEDSTRIP AGENCY (rp 30 and 31).
- b. Requisitioner (rp 31 through 35) or FEDSTRIP ADDRESS (rp 32 through 35).
- c. Julian Date (rp 36 through 39).
- d. Serial Number (rp 40 through 43).

Agency

Serv		Requisitioner						Julian Date				Serial Number			
30	31	32	33	34	35	36	37	38	39	40	41	42	43		
D	O	D	A	A	C										

2. The entries in rp 30 or rp 30 and 31 will always be the appropriate character(s) that indicate the Service or Agency.

3. Entries in rp 31 through 35 (Service/Agency requisitioner) may be alpha, numeric, or a combination of both, that indicate(s) a specific account number for the purpose of requisitioning and/or receiving materiel. Entries in rp 32 through 35 (civil agency addresses) may also be alpha, numeric, or a combination of both. The account number or address code for each activity will be established and disseminated by each of the Services, DLA, and the General Services Administration. (See the DoD Activity Address Directory.) Each account or address code established will contain or serve as an address to permit shipping and billing for materiel and for mailing of documentation.

4. Entries in rp 36 through 39 (date) will always be numeric and will indicate the actual date of transmittal from the requisitioner to the initial supply source. If requisitions are predated to facilitate local processing, the requisition date will be amended (if necessary) to reflect the true date of transmittal.

a. Record position 36 will indicate the last numeric digit of the calendar year in which the document was originated. Example: "6" for 1986, "7" for 1987, etc.

b. Record positions 37 through 39 will indicate the numeric consecutive day of the calendar year. Example: "035" for 4 February.

Examples:

Columns				
36	37	38	39	
6	0	0	5	= 1986 Jan 5
7	0	5	2	= 1987 Feb 21
8	2	7	9	= 1988 Oct 4

5. Document serial numbers, assigned at the discretion of the document originator are entered in rp 40 through 43.

6. Foreign Military Sales (FMS) and Military Assistance Program (MAP) Grant Aid Transactions (see DoD 4000.25-1-M, MILSTRIP, chapter 6, and related Service/Agency procedures). Variations in the structure/ data outlined in paragraph 1. above are as follows:

- a. U.S. FMS/MAP Service Code (rp 30).
- b. State/Country Code (rp 31-32).
- c. Customer within Country/FMS Delivery Term Code/Type of Assistance (rp 33-35) as prescribed by DoD 4000.25-1-M and related Service/Agency procedures.

7. The document number is a mandatory entry in Service/Agency requisitions submitted to a DFSP and in delivery orders submitted to a contractor (Direct Delivery) and will be perpetuated in all documents and related transaction reports.

8. DoDAADs assigned to DFSPs and DFR/focal points are contained in appendix A57.



9. The document number may also be used as follows:

- a. Document Number - Original - The document number governing the original movement of product prior to its diversion from one activity to another.
- b. Document Number - New - The document number applicable to the diversion of product from one activity to another.

APPENDIX C18

FINAL CONSIGNEE INDICATOR

Final Consignee Indicator

Number of Characters: 1

Type of Code: Alphanumeric

1. The final consignee indicator - "F" identifies the final receipt of product on an MSC controlled tanker. It will be assigned by the last recipient of each product on the tanker.

2. This indicator signals the end of multiple receipts from a single tanker and will result in the identification of any intransit gain/loss discrepancy.

APPENDIX C19

FINAL SHIPMENT INDICATOR

Final Shipment Indicator

Number of Characters: 1

Type of Code: Alphanumeric

1. A final shipment indicator - "Z" identifies the last sequential shipment against a requisition or delivery order.

2. It is a mandatory entry for all shipment and receipt transactions, regardless of whether the product is moved as a single total quantity shipment or incremental/multiple shipments involving sequentially assigned shipment numbers or suffixes. (See paragraph 4. below.)

3. Final shipment indicator - "Z" signals the end of a sequential chain of shipments/receipts, by CLIN, against a delivery order number or document number (requisition) and will result in closeout actions; e.g., the identification of orders requiring a final closeout amendment. Intransit gain/loss discrepancy for modes of transportation other than tanker barge will be computed for each shipment (shipment number or suffix) without regard to the final shipment indicator.

4. No final shipment indicator is required for tanker mode of shipment or transfer of product between DFSPs.

APPENDIX C20

FREE ON BOARD (FOB)

Free on Board

Number of Characters: 1

Type of Code: Alphanumeric

A 1-position code indicating the inspection and acceptance points specified in the award for the contract line item. Must be one of the following:

<u>Code</u>	<u>Definition</u>
D	Inspection and acceptance at destination, FOB destination.
S	Inspection and acceptance at origin, FOB origin.
F	Inspection at origin and acceptance at destination, FOB destination.
1	Inspection and acceptance at destination, FOB origin.
2	Inspection and acceptance at origin, FOB destination.

APPENDIX C21

FUND CODE

Fund Code

Number of Characters: 2

Type of Code: Alphanumeric

1. The fund code is a 2-digit code entered by the requisitioner/ordering activity to indicate to DFSC that funds are available to pay the charge when and where received.

2. In addition, the fund code will be perpetuated in appropriate follow-on documentation. The fund code construction is the responsibility of the requisitioning activity unless prescribed by the appropriate Service/Agency.

3. A secondary use for the fund code field has been provided when the signal code in rp 51 is "C" or "L," to indicate the activity that is to be billed. When the signal code (rp 51) is "C" or "L," the first position (rp 52) of the fund code will contain an alphabetic (all Service transactions) or alpha/numeric (all international logistics program [ILP] transactions) character which will indicate the activity to receive the bill. Service-assigned fund codes to be used with signal code "C" and "L" and to indicate the activity that is to be billed are listed in the DoD 4000.25-7-M and related Service/Agency procedures.

4. The fund code is a mandatory entry in Service/Agency requisitions unless the product has been offered without reimbursement in which case the signal code (rp 51) will be "M" to indicate "free issue." All other signal codes require the entry of a fund code.

APPENDIX C22

GAIN/LOSS INDICATOR

Gain/Loss Indicator

Number of Characters: 1

Type of Code: Alphabetic

a. The gain/loss indicator identifies an inventory adjustment as a gain or loss of DLA-owned product.

b. The applicable codes are:

<u>Code</u>	<u>Definition</u>
G	Gain
L	Loss

APPENDIX C23

LAST POSITION OF THE ORIGINAL DOCUMENT IDENTIFIER

Last Position of the Original Document Identifier

Number of Characters: 1

Type of Code: Alphanumeric

The last position of the document identifier in the transaction being rejected.

RESERVED



APPENDIX C25

MANAGEMENT INDICATOR

Management Indicator

Number of Characters: 1

Type of Code: Alphanumeric

1. The management indicator used to furnish direction or replies between activities of a supply distribution system or to augment internal processing of documents within a supply distribution activity. It provides supplement data not indicated through the transaction coding structure.

2. The purpose of the management indicator is to provide unique management data not available from any other source and/or identify the need for special computer processing of transactions. When possible/practical, indicators will be computer-assigned to transactions as they are processed or generated; otherwise, they must be manually assigned by the originators of source documents/forms or related transactions.

3. Management indicators/definitions are grouped by type of source document/transaction which are directly relatable to the DI series outlined in appendix B. Indicators are assigned by DFSC within each DI series. The same code/definition is applied to different groups when applicable to multiple source documents/transactions. Management indicators/uses are furnished on the following pages in DI sequences.

<u>TYPE SOURCE DOCUMENT</u>	<u>FORM</u>	<u>MGT INDC</u>	<u>DEFINITION.</u>	<u>RECORD DI POSITION</u>
Delivery Order	DD 1155	A	Order represents direct sale from a contractor to a Navy vessel.	P10 44
		D	Order/Amendment is undergoing default action.	
		E	Order is no longer under default. Deletes Management Indicator "D."	
		J	Order quantity exceeds 9,999,999; increase transaction quantity by 10,000,000.	
		K	Order quantities exceeds 19,999,999; increase order transaction quantity by 20,000,000.	
DFSP Shipment to a Service/ Agency	DD 1149 and 1348-1	A	DFSP local sale of product. (Used when refueling vessel/aircraft away from its home station.)	P21; 72 P23
		B	Free issue validated.	P23 72
		C	Reserved for future use.	
Shipment to/from Reclama- tion/Loan/ Exchange Agreement	DD 250, 250-1, 1149, 1348-1	D	Direct delivery shipment of product to a Service/Agency activity from a reclamation activity or an activity with which a loan or exchange agreement has been negotiated.	P24; 72 P25
Shipment to/ from Reclama- tion/Loan/ Exchange/Agree- ment		E	Activity/shipment of product to a DFSC- acceptance at origin, per reclamation/loan/exchange agreement.	P24; 72 P25

<u>TYPE SOURCE DOCUMENT</u>	<u>FORM</u>	<u>MGT INDC</u>	<u>DEFINITION</u>	<u>RECORD DI POSITION</u>
Diversion Order/ Cancellation	Message Diver- sion Order/ Cancel- lation Format	F	Diversion of residual tanker product under an original cargo number. Product carried on same vessel with new product/cargo number.	P2D; 44 P2E
DFSP Shipment to Contractor Testing Facility	DD 1149 and 1348-1	G	Product shipped to a contractor testing facility (in excess of one drum).	P29 72
DFSP Shipment to a Government Testing Facility	DD 1149 and 1348-1		Product shipped to a Government testing facility (in excess of one drum).	P29 72
Contractor Shipment to a DFSP or Service/Agency Activity	DD 250 and 250-1	J	Quantity shipped exceeds 9,999,999; increase shipment transaction quantity by 10,000,000.	P2Ø 72
DFSP Shipment to a DFSP	DD 1149, J 1348-1 and 250-1		Quantity shipped exceeds 9,999,999; increase shipment transaction by 10,000,000.	P22 72
Diversion/ Order Cancellation	Message Diver- sion Order/ Cancell- ation Format	J	Quantity to be diverted exceeds 9,999,999; increase diversion transaction quantity by 10,000,000.	P2D; 44 P2E
Contractor Shipment to a DFSP or Service/Agency Activity	DD 250 and 250-1	K	Quantity shipped exceeds 9,999,999; increase shipment transaction quantity by 20,000,000.	P2Ø 72
Diversion/ Order Cancellation	Message Diversion Order/Cancell- ation Format	K	Quantity to be diverted exceeds 9,999,999; increase diversion quantity	P2D; 44 P2E

<u>TYPE SOURCE DOCUMENT</u>	<u>FORM</u>	<u>MGT INDC</u>	<u>DEFINITION</u>	<u>RECORD DI POSITION</u>
			by 20,000,000.	
<u>RECEIPTS</u>				
		A thru C	Reserved for future use.	
Receipt from/ by Reclamation/Loan/Exchange Agreement	DD 250, 250-1, and 1149	D	Direct delivery receipt by a Service/ Agency activity from a reclamation activity or an activity with which a loan or exchange agreement has been negotiated.	P34; 72 P35
Receipt from/ by Reclamation Loan/Exchange Agreement		E	Activity receipt of product from a DFSP- acceptance at destination, per reclamation/ loan/exchange agreement.	P34; 72 P35
DFSP Receipt from a Service/Agency Activity or Tariff Agreement/ Contract	DD 1149 and 1348-1	F	Return of product for credit.	P39 72
		Blank	Return of product <u>without</u> credit.	P39 72
		G	Receipt of requisitioned commodity (e.g., FSII).	P39 72
		H	Receipt of additive per tariff agreement/ COCO Service Contract.	P39 72
DFSP or Service/Agency Receipt from a Contractor	DD 250 and 250-1	J	Quantity received exceeds 9,999,999; increase receipt transaction quantity by 10,000,000.	P30 72

<u>TYPE SOURCE DOCUMENT</u>	<u>FORM</u>	<u>MGT INDC</u>	<u>DEFINITION</u>	<u>RECORD DI POSITION</u>
DFSP Receipt from a DFSP	DD 1149 and 1348-1	J	Quantity received exceeds 9,999,999; increase receipt transaction quantity by 10,000,000.	P32 72
DFSP or Service Agency Receipt of Diverted Product	DD 250-1	J	Quantity received exceeds 9,999,999; increase receipt transaction quantity by 10,000,000.	P3D 72
DFSP or Service Agency Receipt from a Contractor	DD 250 250-1	K	Quantity received exceeds 9,999,999; increase receipt transaction quantity by 20,000,000.	P3D 72
DFSP Receipt from a DFSP	DD 1149 and 1348-1	K	Quantity received exceeds 9,999,999; increase receipt transaction quantity by 20,000,000.	P32 72
DFSP or Service/Agency Receipt of Diverted Product	DD 250-1	K	Quantity received exceeds 9,999,999; increase receipt transaction quantity by 20,000,000.	P3D 72
Inventory Adjustment	DD 1348-1	A	Inventory adjustment of product with a type adjustment "A" (operating gain/loss-temperature and handling) - percent of tolerance not within prescribed limitations.	P42 72
Condition/Identity Change	DD 1348-1	B	Identity change - action only.	P43 72
		C	Condition change - action only.	P43 72

<u>TYPE SOURCE DOCUMENT</u>	<u>FORM</u>	<u>MGT INDC</u>	<u>DEFINITION</u>	<u>RECORD DI POSITION</u>
		D	Condition/identity change - simultaneous action.	P43 72
Physical Inventory	DD 1348-1	E	Closeout of DFSP or product - no future reconciliation.	P41 72
Physical Inventory	DD 1348-1	F	Out of cycle document register - change of contract.	P41 72
Physical Inventory	DD 1348-1	G	Suppress DFSP reconciliation.	P41 72
Government Bill of Lading	SF 1103	A	More than five bills of lading used in P20/P21 transaction.	P53 73
Government Bill of Lading	SF 1103	B	Quantity shipped is less than truckload.	P51 72
Government Bill of Lading	SF 1103	C	Shipment is other than bulk.	P51 72
Government Bill of Lading	SF 1103	D	Number of carloads/truckloads exceeds 99; increase by 100.	P51 72
Government Bill of Lading	SF 1103	E	Number of carloads/truckloads exceeds 99; increase by 200.	P51 72
Government Bill of Lading	SF 1103	F	Number of carloads/truckloads exceeds 99; increase by 300.	P51 72
Government Bill of Lading	SF 1103	G	Number of carloads/truckloads exceeds 99; increase by 400.	P51 72
Government Bill of Lading	SF 1103	Z	Last bill of lading entered for affreightment agreement.	P51 72

<u>TYPE SOURCE DOCUMENT</u>	<u>FORM</u>	<u>MGT INDC</u>	<u>DEFINITION</u>	<u>RECORD DI POSITION</u>
Management Notice to Delivery Order Originator (Computer-generated)	AUTO-DIN format computer printed notice	A	Delivery order quantity is 10,000,000 more than that shown in rp 43-49.	P6A 72
		B	Quantity shipped/received is 10,000,000 more than that shown in rp 52-58.	P6A 72
		C	Delivery order quantity is 20,000,000 more than that shown in rp 43-49.	P6A 72
		D	Quantity shipped/received is 20,000,000 more than that shown in rp 52-58.	P6A 72
		E	Both delivery order quantity and quantity shipped/received are 10,000,000 more than quantities in rp 43-49 and 52-58.	P6A 72
		F	Both delivery order quantity and quantity shipped/received are 20,000,000 more than quantities in rp 43-49 and 52-58.	P6A 72
		G	Delivery order quantity is 10,000,000 more than that shown in rp 43-49 and quantity shipped/received is 20,000,000 more than that shown in rp 52-58.	P6A 72
		H	Delivery order quantity is 20,000,000 more than that shown	P6A 72

<u>TYPE SOURCE DOCUMENT</u>	<u>FORM</u>	<u>MGT INDC</u>	<u>DEFINITION</u>	<u>DI</u>	<u>RECORD POSITION</u>
			in rp 43-49 and quantity shipped/received is 10,000,000 more than that shown in rp 52-58.		
Management Notice to Delivery Order Originator (Computer-generated)	AUTO-DIN format; computer printed notice	A	Delivery order quantity is 10,000,000 more than that shown in rp 43-49.	P6A	72
		B	Quantity shipped/received is 10,000,000 more than that shown in rp 52-58.	P6A	72
		C	Delivery order quantity is 20,000,000 more than that shown in rp 43-49.	P6A	72
		D	Quantity shipped/received is 20,000,000 more than that shown in rp 52-58.	P6A	72
		E	Both delivery order quantity and quantity shipped/received are 10,000,000 more than quantities in rp 43-49 and 52-58.	P6A	72
		F	Both delivery order quantity and quantity shipped/received are 20,000,000 more than quantities in rp 43-49 and 52-58.	P6A	72
		G	Delivery order quantity is 10,000,000 more than that shown in rp 43-49 and quantity	P6A	72



<u>TYPE SOURCE DOCUMENT</u>	<u>FORM</u>	<u>MGT INDC</u>	<u>DEFINITION</u>	<u>RECORD DI POSITION</u>
			shipped/received is 20,000,000 more than that shown in rp 52-58.	
		H	Delivery order quan- tity is 20,000,000 more than that shown in rp 43-49 and quantity shipped/received is 10,000,000 more than that shown in rp 52-58.	P6A 72
Management Notice to Air Force Activity	AUTO- DIN format	A	Receipt (P30) required.	P6F 45
		B	Order (P10) required.	P6F 45
		C	Final shipment indicator not recorded against order.	P6F 45
		D	Total quantity shipped/received is not within 10% of order quantity.	P6F 45
		E	No receipts recorded 20 days (40 days for mode "Z") after order date.	P6F 45
		F	Receipt (P31) required.	P6F 45
		G	P10/P30 detail record required.	P6F 45
		H	Requisition (P11) required.	P6F 45
		I	Requisition (P11) required.	P6F 45

<u>TYPE SOURCE DOCUMENT</u>	<u>FORM</u>	<u>MGT INDC</u>	<u>DEFINITION</u>	<u>RECORD DI POSITION</u>
Management Notice of Delivery Order Initiated by DFSC (Computer-generated)	AUTO-DIN format; computer printed notice	J	Order quantity is 10,000,000 more than that shown in rp 23-29.	P60 73
		K	Order quantity is 20,000,000 more than that shown in rp 23-39.	P60 73
<u>MISCELLANEOUS - SPECIAL</u>				
Capitalization of Inventory into the DLA Stock Fund	DD 1348-1	A	Capitalization of inventory from a Military Service - non-stock fund.	P9C 72
Intransit Gain/Loss Transaction (Computer-generated)		B	Intransit gain/loss-contractor to DFSP.	P9B 72
		C	Intransit gain/loss-contractor to Service/Agency activity.	P9B 72
		D	Intransit gain/loss-DFSP to Service/Agency activity.	P9B 72
		E	Intransit gain/loss-DFSP to DFSP.	P9B 72
Special Inventory Control Account Close-out (Reclamation) Loan/Exchange Agreement)		F	Special inventory control account close-out within allowable/gain/loss tolerance.	P9E 72

TYPE  
SOURCE  
DOCUMENT

FORM

MGT  
INDC

DEFINITION

RECORD  
DI POSITION

G

Special inventory  
control account close-  
out not within allowable  
gain/loss tolerance.

P9E 72

APPENDIX C26

MEDIUM OF TRANSMISSION

Medium of Transmission

Number of Characters: 1

Type of Code: Alphanumeric

1. The medium of transmission denotes the method by which DFSC receives transactions.

2. The medium of transmission may be computer-assigned. It will be blank in input transactions except when other than the normal method of communications is used by a reporting activity.

<u>CODE</u>	<u>EXPLANATION</u>
A	AUTODIN (formatted transaction)
C	Dial-up Personal Computer (PC)
D	Direct Communication Line (remote computer terminal)
K	Key-to-Share Process (KSP)
M	Message (narrative)
P	Postal (hardcopy document)
S	System-Generated (DFAMS computer-prepared)
T	Telecopier
V	AUTODIN (formatted message)
X	Telephone

3. Medium of transmission codes for DFSPs, DICPs, and Service/Agency activities are contained in appendix A57.

APPENDIX C27

MODE OF SHIPMENT

Mode of Shipment

Number of Characters: 1

Type of Code: Alphanumeric

1. The mode of shipment code identifies the method of transportation used for product movement.

2. The mode of shipment codes used are in DFAMS:

<u>CODE</u>	<u>DEFINITION</u>
A	Motor, truckload.
B	Motor, less than truckload.
I	Government truck for shipment outside local delivery area.
K	Rail, carload.
L	Rail, less than carload.
Q	Air freight, air express, air charter (commercial).
V	Sea van (bulk shipped in containers).
W	Water, river, lake, coastal (commercial).
Z	MSC (controlled contract or arranged space).
2	Government water craft, barge, lighter.
8	Pipeline.
9	Local delivery by Government or commercial truck includes onbase transfers, delivery between air, water, or motor terminals, and adjacent activities. Local delivery areas are identified in commercial carriers' tariffs which are filed and approved by regulatory authorization.

APPENDIX C28

NATIONAL STOCK NUMBER (NSN)

National Stock Number

Number of Characters: 13

Type of Code: Numeric

1. The NSN is the identification of each item of supply assigned by the Federal catalog system. These data chains are composed of data elements; Federal supply classification, national codification bureau code, and national item identification number, in that sequence. Special instructions: When appearing on reports, must be printed with four digits, hyphen, two digits, hyphen, three digits, hyphen and four digits (9130-00-123-4567). Reference: DoD 4130.2M, paragraph 231.06.

2. The NSN and related catalog management/technical data are maintained by the Defense Integrated Data System and by DFSC in the NSN master file of the DFAMS.

3. The NSN is a mandatory entry in documents and transactions when prescribed by format.

4. The NSNs for which DFSC has been designated as manager (IMM) or for which coordinated responsibility has been assigned will be maintained by DFSC.

5. When required, the NSN is applied as follows:

(1) National Stock Number - To - The NSN to which a product is being changed.

(2) National Stock Number - From - The NSN from which a product is being changed.

6. The NSNs managed by DFSC are listed in appendix A.

NOTIFICATION INDICATOR

BEING DEVELOPED

APPENDIX C30

NUMBER OF CARLOADS/TRUCKLOADS

Number of Carloads/Truckloads

Number of Characters: 2

Type of Code: Numeric

The number of carloads or truckloads used to transport the quantity of product shipped on one bill of lading. Must be 01 to 99.



APPENDIX C31

OBLIGATION AUTHORITY NUMBER

Obligation Authority Number

Number of Characters: 7

Type of Code: Alphanumeric

A control number assigned to DFSC obligation authorities (OAs). An OA is a document utilized to facilitate funding of requirements for transportation of DFSC bulk petroleum products overseas, for special circumstances within CONUS, funding of expenses for various types of services, and procurement of product. The obligation authority number will be treated in a manner similar to "Contract Number Abbreviated." The obligation authority number is structured as follows:

<u>Position</u>	<u>Description</u>
1-2	"CD" (constant)
3-4	Fiscal year funds incurred (numeric)
5-7	Serial number (numeric/sequential)

APPENDIX C32

ORIGIN POINT

Origin Point

Number of Characters: 6

Type of Code: Alphanumeric

The first six letters of the location from which the product movement originated. If a single name is six positions or less, it is the complete name. For a two or more name origin, it is the first three letters of the first two names, except as noted:

Fort Worth = FTWORT  
Saint Louis = STLOUI

APPENDIX C33

PERCENT OF VARIANCE

Percent of Variance

Number of Characters: 4

Type of Code: Numeric

Percent variance is the percentage of variance over a given reconciliation month. The percentage gained or lost over the reconciliation month is compared by NSN to an established allowable gain/loss tolerance.

APPENDIX C34

PHYSICAL INVENTORY QUANTITY

Physical Inventory Quantity

Number of Characters: 9

Type of Code: Numeric

The physical inventory quantity is the numeric designation of the units actually accounted for during a physical inventory check, i.e., the numerical designation of units physically measured (counted) during a physical inventory of DLA-owned product. For applicable NSNs/UIs (units of issue), refer to appendix A62. For applicable physical inventory procedures, refer to volume II, chapter 9.

APPENDIX C35

PRIORITY DESIGNATOR (PD)

Priority Designator

Number of Characters: 2

Type of Code: Alphanumeric

The priority designator indicates the urgency of materiel needed. The appropriate PD will be determined by association of the urgency of need designator with the assigned force/activity designator.

Commanding Officers of requisitioning installations are responsible for the accurate assignment of PDs consistent with force/activity designators assigned by higher authority and with the existing urgency of need, and the validity of required delivery dates when assigned to requisitions.

Priority designator code 15 will be automatically assigned to this data element if left blank.

APPENDIX C36

PROJECT CODE

Project Code

Number of Characters: 3

Type of Code: Alphanumeric

The project code identifies requisitions and related documents applicable to special projects, programs, exercises or maneuvers, shipments of materiel for specific projects or programs, and specific programs for funding and cost analysis. It is assigned IAW Military Service instructions.

APPENDIX C37

RECONCILIATION BALANCE QUANTITY

Reconciliation Balance Quantity

Number of Characters: 9

Type of Code: Numeric

The quantity difference between the computed closing book inventory and reported physical inventory.

APPENDIX C38

RECONCILIATION COMPLETION DATE

Reconciliation Completion Date

Number of Characters: 5

Type of Code: Numeric

This data element is systems design generated. It is the current ordinal date placed in the Inventory Status 02 record on the day reconciliation is successful (i.e., the day the document register is prepared).

Additional specific use of this element includes the following data element:

Reconciliation Completion Date - Revised - This data element is systems design generated. It is the current ordinal date placed in the Inventory Status 02 record on the day reconciliation is successful. It is overlaid each time re-reconciliation is accomplished.



REJECT INDICATOR

BEING DEVELOPED

APPENDIX C40

REQUISITION NUMBER AMENDMENT

Requisition Number Amendment

Number of Characters: 2

Type of Code: Numeric

A requisition number amendment identifies an amendment to a requisition document. Entry of 01 to 99 sequentially assigned amends the previous requisition and substitutes the new requisition quantity (supply transaction quantity). Quantity may be zero for total cancellation. The entry for an original requisition is 00.

APPENDIX C41

ROUTING IDENTIFIER

Routing Identifier (RI)

Number of Characters: 3

Type of Code: Alphanumeric

1. RIs are assigned by the Military Service/Agency coordinator to each DFSP, each designated intermediate control point (DFR/over-seas control point), and each Service/Agency activity receiving product from either a DFSP or a contractor (direct delivery).

2. RIs serve multiple purposes in that they are source of supply codes, intersystem routing codes, intrasystem routing codes, consignee (recipient), consignor (shipper) codes. They are a mandatory entry by the originator of a transaction when prescribed by a format.

3. The first position of the RI identifies the Service/Agency of assignment. (Refer to Service/Agency codes in this appendix.)

4. The RI is also applied as follows:

a. Routing Identifier - Consignee - Identifies the DFSP to which product is being shipped from a special inventory control account.

b. Routing Identifier - From - Identifies the activity which initiated the transaction.

c. Routing Identifier (Reporting Activity) - Identifies the RI of the reporting activity being inventoried.

d. Routing Identifier - To - Identifies the intended recipient of the transaction, data, or information.

5. RIs assigned to designated intermediate control points and DFSPs are contained in appendix A57.

APPENDIX C42

SERVICE/AGENCY/INDICATORS

Service/Agency Indicator

Number of Characters: 2

Type of Code: Alphanumeric

Service codes are designed to accommodate Service/Agency identity in MILSPETS documentation. For this purpose, they are used in conjunction with other codes to identify the parent Service/Agency of requisitioners and other addresses. FEDSTRIP provides for the use of the 2-position Service codes, defined as civil Agency codes, to be entered in record positions 30-31 and 45-46 of the GSA Form 1348 series of documents. The MILSPETS Service codes and the FEDSTRIP Agency codes are listed below:

SERVICE/AGENCY CODES

<u>CODE</u>	<u>4</u>	<u>30</u>	<u>45</u>	<u>67</u>	<u>SERVICE/AGENCY</u>	<u>REMARKS</u>
A	A	A	A	A	Army	
B	B			B	Army	
B		B	B		Army	FMS and MAP Grant Aid Use Only
C	C			C	Army	
C		C	C		Army	Contractor Use Only
D		D	D		Air Force	FMS and MAP Grant Aid Use Only
D	D			D	Air Force	
E	E			E	Air Force	
E		E	E		Air Force	Contractor Use Only
F	F	F	F	F	Air Force	
G	G	G	G	G	GSA	
H	H	H	H		Other DoD	
J	J				Air Force	On Base Use Only
J		J			Air Force	
K		K	K		Marine Corps	FMS and MAP Grant Aid Use Only
L		L	L		Marine Corps	Contractor Use Only
M	M	M	M	M	Marine Corps	
N	N	N	N	N	Navy	
P	P			P	Navy	FMS and MAP Grant Aid Use Only
P		P	P		Navy	
Q	Q			Q	Navy	
Q		Q	Q		Navy	Contractor Use Only
R	R	R	R	R	Navy	

<u>CODE</u>	<u>4</u>	<u>30</u>	<u>45</u>	<u>67</u>	<u>SERVICE/AGENCY</u>	<u>REMARKS</u>
S	S	S	S	S	DLA	
T	T			T	DLA	
T		T	T		DLA	FMS and MAP Grant Aid Use Only
U		U	U		DLA	Contractor Use Only
V	V				NASA	
V		V	V		Navy	
W	W	W	W	W	Army	
Y					Reserved (nonsignificant)	
Z	Z	Z	Z	Z	Coast Guard	
0-9					Reserved for use by Civilian Agencies operating under the FEDSTRIP program	

CIVIL AGENCY CODES

CODE                      CIVIL AGENCY IDENTIFICATION (ALPHABETIC SEQUENCE)

44	ACTION
28	Administrative Conference of the United States
55	Advisory Commission on Intergovernmental Relations
72	Agency for International Development
74	American Battle Monuments Commission
01	Architect of the Capitol
41	Atlantic-Pacific Interoceanic Canal Study Commission
70	Civil Aeronautics Board
43	Civil Defense Preparedness Agency
24	Civil Service Commission, United States
76	Commemorative Commissions
37	Commission of Fine Arts
52	Commission on Civil Rights
00	Congress
96	Corps of Engineers, Civil
12	Department of Agriculture
57	Department of the Air Force
21	Department of the Army
13	Department of Commerce
97	Department of Defense
89	Department of Energy (formerly Defense Nuclear Agency)
75	Department of Health, Education and Welfare
86	Department of Housing and Urban Development
14	Department of Interior
15	Department of Justice
16	Department of Labor
17	Department of the Navy
19	Department of State

CODE                      CIVIL AGENCY IDENTIFICATION (ALPHABETIC SEQUENCE)

99      District of Columbia Government  
68      Environmental Protection Agency  
45      Equal Employment Opportunity Commission  
11      Executive Office of the President  
83      Export-Import Bank of Washington  
78      Farm Credit Administration  
54      Federal Coal Mine Safety Review Board  
27      Federal Communications Commission  
51      Federal Deposit Insurance Corporation  
92      Federal Energy Administration  
82      Federal Home Loan Bank Board  
65      Federal Maritime Commission  
93      Federal Mediation and Conciliation Service  
58      Federal Emergency Management Agency  
28      Federal Reserve System  
29      Federal Trade Commission  
79      Foreign Claims Settlement Commission of the U.S.  
05      General Accounting Office  
47      General Services Administration  
04      Government Printing Office  
95      Indian Claims Commission  
30      Interstate Commerce Commission  
10      Judiciary  
03      Library of Congress  
48      Miscellaneous Commissions  
80      National Aeronautics and Space Administration  
62      National Capital Housing Authority  
32      National Capital Planning Commission  
77      National Commission on Library Information Science  
25      National Credit Union Administration  
56      (Deleted)  
59      National Foundation on the Arts and the Humanities  
63      National Labor Relations Board  
22      National Mediation Board  
49      National Science Foundation  
26      Nuclear Regulatory Agency  
87      Occupational Safety and Health Administration  
71      Overseas Private Investment Corporation  
35      Permanent Committee for the Oliver Wendell Holmes Devise  
61      President's Advisory Committee on Labor Management Policy  
60      Railroad Retirement Board  
46      Regional Commissions  
66      Renegotiations Board  
50      Securities and Exchange Commission  
90      Selective Service System

CODE                    CIVIL AGENCY IDENTIFICATION (ALPHABETIC SEQUENCE)

73      Small Business Administration  
33      Smithsonian Institution  
40      Subversive Activities Control Board  
23      Tax Court of the United States  
64      Tennessee Valley Authority  
94      U.S. Arms Controls and Disarmament Agency  
02      U.S. Botanic Gardens  
67      United States Information Agency  
18      U.S. Postal Service  
84      United States Soldiers Home  
34      United States Tariff Commission  
36      Veterans Administration  
85      Water Resources Council

CODE                    CIVIL AGENCY IDENTIFICATION (NUMERICAL SEQUENCE)

00      Congress  
01      Architect of the Capitol  
02      U.S. Botanic Gardens  
03      Library of Congress  
04      Government Printing Office  
05      General Accounting Office  
10      Judiciary  
11      Executive Office of the President  
12      Department of Agriculture  
13      Department of Commerce  
14      Department of Interior  
15      Department of Justice  
16      Department of Labor  
17      Department of the Navy  
18      U.S. Postal Service  
19      Department of State  
20      Department of the Treasury  
21      Department of the Army  
22      National Mediation Board  
23      Tax Court of the United States  
24      United States Office of Personnel Management  
25      National Credit Union Administration  
26      Nuclear Regulatory Agency  
27      Federal Communications Commission  
28      Administrative Conference of the United States  
29      Federal Trade Commission  
30      Interstate Commerce Commission  
32      National Capital Planning Commission  
33      Smithsonian Institution  
34      United States Tariff Commission  
35      Permanent Committee for Oliver Wendell Holmes Devise

<u>CODE</u>	<u>CIVIL AGENCY IDENTIFICATION (NUMERICAL SEQUENCE)</u>
36	Veterans Administration
37	Commission on Fine Arts
40	Subversive Activities Control Board
41	Atlantic-Pacific Interoceanic Canal Study Commission
43	Civil Defense Preparedness Agency
44	ACTION
45	Equal Employment Opportunity Commission
46	Regional Commissions
47	General Services Administration
48	Miscellaneous Commissions
49	National Science Foundation
50	Security and Exchange Commission
51	Federal Deposit Insurance Corporation
52	Commission on Civil Rights
54	Federal Coal Mine Safety Board of Review
55	Advisory Commission on Intergovernmental Relations
57	Department of the Air Force
58	Federal Emergency Management Agency
59	National Foundation on the Arts and the Humanities
60	Railroad Retirement Board
61	President's Advisory Committee on Labor-Management Policy
62	National Capital Housing Authority
63	National Labor Relations Board
64	Tennessee Valley Authority
65	Federal Maritime Commission
66	Renegotiation Board
67	United States Information Agency
68	Environmental Protection Agency
69	Department of Transportation
70	Civil Aeronautics Board
71	Overseas Private Investment Corporation
72	Agency for International Development
73	Small Business Administration
74	American Battle Monuments Commission
75	Department of Health, Education and Welfare
76	Commemorative Commissions
77	National Commission on Library Information Science
78	Farm Credit Commission
79	Foreign Claims Settlement Commission of the U.S.
80	National Aeronautics and Space Administration
82	Federal Home Loan Bank Board
83	Export-Import Bank of the U.S.
84	United States Soldiers' Home
85	Water Resources Council
86	Department of Housing and Urban Development



CODE                    CIVIL AGENCY IDENTIFICATION (NUMERICAL SEQUENCE)

87	Occupational Safety and Health Review Commission
89	Defense Nuclear Agency
90	Selective Service System
92	Federal Energy Administration
93	Federal Mediation and Conciliation Service
94	United States Arms Control and Disarmament Agency
95	Indian Claims Commission
96	Corps of Engineers, Civil
97	Department of Defense
99	District of Columbia Government

APPENDIX C43

SHIPMENT NUMBER

Shipment Number

Number of Characters: 7

Type of Code: Alphanumeric

1. Shipment numbers will be assigned by contractors to identify multiple shipments against a delivery order number.

2. Shipment numbers are comprised of a 3-digit prefix and a 4-digit serial number assigned as follows:

a. The shipment number prefix will be controlled and assigned by the prime contractor and will consist of three alphabetic characters for each "Shipped From" address (block 11 of DD Form 250). The shipment number prefix will be different for each "Shipped From" address and will remain constant throughout the life of the contract.

b. The first shipment made under the contract against each delivery order number (block 1 of DD Form 250) from each "Shipped From" address (or shipping location within the "Shipped From" address) will be numbered 0001. All subsequent shipments against the same order with the identical shipment number prefix will be consecutively numbered.

3. Shipment number is not required when product is moved by tanker.

4. Final shipments must also be identified by a final shipment indicator.

APPENDIX C44

SIGNAL

Signal

Number of Characters: 1

Type of Code: Alphanumeric

1. The purpose of the signal is twofold; it designates the fields containing the intended consignee (ship to DoDAAC), and it identifies the activity to receive and effect payment of bills for product received, when applicable. It is a mandatory entry in Service/Agency requisitions submitted to a DFSP and in delivery orders submitted to a contractor (direct delivery).

2. Coding structure and meanings:

a. When the product is to be shipped to the activity indicated in rp 30-35, the signal code will be as follows:

<u>Code</u>	<u>Explanation</u>
A	Bill to the activity in rp 30-35 (requisitioner).
B	Bill to the activity in rp 45-50 (supplementary).
C	Bill to the activity in rp 52 (the first position of the fund code).
D	No billing required - free issue.

b. When the product is to be shipped to the activity indicated in rp 45-50, the signal code will be as follows:

<u>Code</u>	<u>Explanation</u>
J	Bill to the activity in rp 30-35 (requisitioner).
K	Bill to the activity in rp 45-50 (supplementary).
L	Bill to the activity in rp 52 (the first position of the fund code).
M	No billing required - free issue.

3. Signal is used in conjunction with fund code.

APPENDIX C45

SPECIAL INVENTORY CONTROL ACCOUNT

Special Inventory Control Account

Number of Characters: 6

Type of Code: Alphanumeric

Code assigned to special inventory control accounts to maintain accountability of product shipped from a DFSP to a contractor or Service/Agency activity under the terms of loan/reclamation/exchange/replacement-in-kind agreements. This is structured as follows:

Position

- |     |  |
|-----|--|
| 1-2 | "UC" - Denotes special series DoDAAC.  |
| 3   | "H" - Loan.<br>"P" - Reclamation.<br>"R" - Replacement-in-Kind.<br>"X" - Exchange Agreement (Contractual).   |
| 4   | A 1-position (alphanumeric) entry used to identify (a) contractual or (b) other party with whom DFSC has made the arrangement denoted in position 3. |
| 5-6 | A 2-position number assigned to identify replacement-in-kind/loan/reclamation/exchange agreement.  |

APPENDIX C46

SPECIAL INVENTORY CONTROL ACCOUNT - ABBREVIATED

Special Inventory Control Account Abbreviated

Number of Characters: 4

Type of Code: Alphanumeric

Special inventory control account abbreviated - the last four positions (i.e., three through six of the activity address code assigned to each special inventory control account).

APPENDIX C47

STANDARD POINT LOCATION CODE (SPLC) - CONSIGNOR

Standard Point Location Code - Consignor

Number of Characters: 7

Type of Code: Alphanumeric

The standard point location code - consignor is a 7-digit code included in the P51 (transportation management expense data) which identifies a freight point with its geographic location associated with contractors transporting bulk petroleum product.

Positions 1-6 must be numeric and must contain a valid standard point location code.

Position 7 must be alpha and contain a valid standard point location code suffix if filled; may be left blank.

APPENDIX C48

STATE/COUNTRY/REGION OF COUNTRY CODE

State/Country/Region of Country Code

Number of Characters: 2

Type of Code: Alphanumeric

The code assigned to identify the states of the United States plus the District of Columbia, various countries of the world, and specific regions of countries for reporting purposes.

Codes may also indicate the state/country/region of origin or destination on an active contract.

COUNTRY/REGION OF COUNTRY CODES-ALPHABETIC<sup>1</sup>

<u>Location</u>	<u>Code</u>	<u>Location</u>	<u>Code</u>
Algeria	AG	Canary Islands	ZZ
American Samoa	AQ	Cape Verde	CV
Angola	AO	Chile	CI
Anguilla	AV	China-Taiwan (See Taiwan)	
Antarctica	AY	Colombia	CO
Antigua and Barbuda	AC	Congo	CF
Argentina	AR	Costa Rica	CS
Ascension Island	AI	Crete (Kriti)	VJ
Australia	AS	Cuba	CU
Austria	AU	Cyprus	CY
Azores (Acores)	AZ	Denmark	DA
Aruba (See Netherlands Antilles)		Diego Garcia	YL
Bahamas, the	BF	Djibouti	DJ
Bahrain	BA	Dominica	DO
Bangladesh	BG	Dominican Republic	DR
Barbados	BB	Ecuador	EC
Belgium	BE	Egypt	EG
Belize	BH	El Salvador	ES
Bermuda	BD	Ethiopia	ET
Bolivia	BL	Fiji	FJ
Brazil	BR	Finland	FI
Burma	BM	France	FR
Brunei	BX	French Polynesia	FP
Cambodia (Formerly Kampuchea)	CB	Germany, Federal Republic of	GE
Canada	CA	Gibraltar	GI

<sup>1</sup>Registered in the DoD Standard Data Element Program.

<u>Location</u>	<u>Code</u>	<u>Location</u>	<u>Code</u>
Greece	GR	New Zealand	NZ
Greenland	GL	Nicaragua	NU
Grenada	GJ	Nigeria	NI
Guam	GQ	Norway	NO
Guatemala	GT	Oman	MU
Guinea	GV	Pakistan	PK
Haiti	HA	Panama (Formerly PN)	PM
Honduras	HO	Papua New Guinea	PP
Hong Kong	HK	Paraguay	PA
Iceland	IC	Peru	PE
India	IN	Philippines	RP
Indonesia	ID	Portugal	PO
Iran	IR	Puerto Rico	RQ
Iraq	IZ	Qatar	QA
Ireland	EI	Ryukyu Islands	
Israel	IS	(Obsolete - See Japan)	
Italy	IT	Sardinia (sardegna)	SD
Ivory Coast	IV	Saudi Arabia	SA
Jamaica	JM	Senegal	SG
Japan	JA	Seychelles	SE
Johnston Atoll	JQ	Sicily (Sicilia)	VL
Jordan	JO	Sierra Leone	SL
Kampuchea (See Cambodia)		Singapore	SN
Kenya	KE	Somalia	SO
Korea, Republic of	KS	South Africa	SF
Kuwait	KU	South-West Africa (See	
Labrador	LR	Namibia)	
Laos	LA	Spain	SP
Lebanon	LE	Sri Lanka	CE
Leeward Islands	LK	St. Barthelemy (See	
Liberia	LI	Netherlands Antilles)	
Libya	LY	St. Christopher and	
Luxembourg	LU	Nevis (Formerly	
Madagascar	MA	St. Christopher-Nevis)	SC
Malagasy (See Madagascar)		St. Eustatius (See	
Malaysia	MY	Netherlands Antilles)	
Malta	MT	St. Helena	SH
Marshall Islands Group	VH	St. Lucia	ST
Martinique	MB	St. Martin (See	
Mauritius	MP	Netherlands Antilles)	
Mexico	MX	St. Vincent and the	
Midway Islands	MQ	Grenadines	VC
Montserrat	MH	Sudan	SU
Morocco	MO	Surinam (See Suriname	
Mozambique	MZ	Suriname	NS
Namibia	WA	Sweden	SW
Netherlands Antilles	NA	Switzerland	SZ
Netherlands	NL	Tahiti (See French	
Newfoundland	ND	Polynesia)	
New Guinea (See Papua			
New Guinea)			



<u>Location</u>	<u>Code</u>	<u>Location</u>	<u>Code</u>
Taiwan (Formerly China-Taiwan)	TW	Venezuela	VE
Thailand	TH	Vietnam	VM
Togo	TO	Virgin Islands of the United States	VQ
Trinidad and Tobago	TD	Wake Island	WQ
Tunisia	TS	Windward Islands	WS
Turkey	TU	Yemen (Aden)	YS
United Arab Emirates	TC	Zaire	CG
United Kingdom	UK	Zimbabwe	ZI
Uruguay	UY		

STATES OF THE UNITED STATES<sup>1</sup>

Alabama	01	Montana	30
Alaska	02	Nebraska	31
Arizona	04	Nevada	32
Arkansas	05	New Hampshire	33
California	06	New Jersey	34
Colorado	08	New Mexico	35
Connecticut	09	New York	36
Delaware	10	North Carolina	37
District of Columbia	11	North Dakota	38
Florida	12	Ohio	39
Georgia	13	Oklahoma	40
Hawaii	15	Oregon	41
Idaho	16	Pennsylvania	42
Illinois	17	Rhode Island	44
Indiana	18	South Carolina	45
Iowa	19	South Dakota	46
Kansas	20	Tennessee	47
Kentucky	21	Texas	48
Louisiana	22	Utah	49
Maine	23	Vermont	50
Maryland	24	Virginia	51
Massachusetts	25	Washington	53
Michigan	26	West Virginia	54
Minnesota	27	Wisconsin	55
Mississippi	28	Wyoming	56
Missouri	29		

<sup>1</sup>Registered in the DoD Standard Data Element Program.

APPENDIX C49

SUFFIX

Suffix

Number of Characters: 1

Type of Code: Alphanumeric

1. The purpose of the suffix is to relate and identify supply transaction's "partial actions" taken on the original document without duplicating or causing loss of identity of the original document number.

2. Suffix codes do not relate to separate transportation units involved in shipments (e.g., a split shipment of 10 tank trucks would all relate to the same suffix code and be considered a single transaction for reporting purposes). Neither do they identify final shipments nor differentiate between partial and final shipments.

3. Suffix codes do not apply to single, total quantity shipments. The suffix code field will be left blank for these transactions.

4. As multiple shipments occur, suffix codes will be sequentially advanced for each document number; i.e., A through Y (except I and O), then 1 through 9 (numeric 0 will never be used).

5. Assigned suffix codes will be perpetuated in all source documents and related transaction reports and will be considered in combination with the source document and shipment quantities/dates when accounting for multiple shipments.

6. Final payments must also be identified by a Final Shipment Indicator as prescribed in this appendix.

7. The suffix code includes the suffix code missed in sequential assignment.

APPENDIX C50

SUPPLEMENTARY ACTIVITY ADDRESS CODE (SUPAAC)

Supplementary Activity Address Code

Number of Characters: 6

Type of Code: Alphanumeric

1. The supplementary activity address code (SUPAAC) for support of U.S. Forces documents is a two part field to indicate:

- a. Service (rp 45) or FEDSTRIP Agency (rp 45 and 46)
- b. Address

Agency				Address	
Serv					
45	46	47	48	49	50
S	U	P	A	A	C

2. When significant, the entry in rp 45 (Service) or 45-46 (FEDSTRIP Agency) will always be appropriate character(s) from appendix C42 that indicates the Service or Agency.

3. Entries in rp 46 through 50 (MILSTRIP address) or rp 47 through 50 (FEDSTRIP address) may be alpha, numeric, or a combination of both that indicates a specific account number or address code for the purpose of receiving materiel or receiving documentation. The account number or address code will be established and disseminated by each of the Services, DLA, and the General Services Administration. Each account or address code so established will contain address(es) in detail to permit shipping and billing materiel and for mailing of documentation. (See the DoD Activity Address Directory.)

4. When the originator of the document desires to utilize these record positions (46 through 50) for other data, the entry will not be significant to other than the originator. In these cases, an alpha "Y" will be entered in rp 45. The alpha "Y" indicates that the contents of the field (rp 46 through 50) is not significant to the system and will not be disseminated, but will be perpetuated and appear on subsequent documents generated therefrom.

5. If the supplementary address is not required for billing, shipping, or other identification, the field should be left blank or zero filled.

6. Foreign Military Sales (FMS) and Military Assistance Program (MAP) Grant Aid transactions (see DoD 4000.25-1-M, chapter 6, and related Service/Agency procedures). Variations in the structure data outlined in paragraph 1., above, are as follows:

- a. MAP: "Y"; FMS: Country FMS Service Code (rp 45)
- b. MAP: Program Year; FMS: Option Code (rp 46)
- c. MAP: Program Line Item Number; FMS: CR/FF/FMS Case Designator (rp 47-50)

7. The SUPAAC is a mandatory entry in Service/Agency requisitions submitted to a DFSP and in delivery orders submitted to a contractor (direct delivery).

APPENDIX C51

SUPPLY CONDITION (FORMERLY CONDITION CODE)

Supply Condition (Formerly Condition Code)

Number of Characters: 1

Type of Code: Alphanumeric

1. The supply condition classifies material in terms of readiness for issue and use, or identifies action underway to change the status of materiel. It provides the means of segmenting and identifying the physical state of materiel inventory.

2. A supply condition code will be assigned to all DLA-owned bulk fuel stocks.

3. The applicable supply condition codes are:

<u>CODE</u>	<u>TITLE</u>	<u>DEFINITION</u>
A	Serviceable (Issuable without Qualification)	New, used, repaired, or reconditioned materiel which is serviceable and issuable to all customers without limitation or restriction. Includes materiel with more than 6 months shelf life remaining.
		<u>FUELS APPLICATION</u>
		Serviceable, on-specification DLA-owned product, issuable to all customers without limitations or restrictions.
		<u>DEFINITION</u>
B1	Serviceable (Issuable with Qualification)	New, used, repaired, or reconditioned materiel which is serviceable and issuable for its intended purpose but which is

---

<sup>1</sup>NB: Code B is not in use since programming on this code has not been completed. Users will be notified at the time programming is complete.

restricted from issue to specific units, activities, or geographical area by reason of its limited usefulness or short service life expectancy.

FUELS APPLICATION

Includes materiel with 3 through 6 months shelf-life remaining. This code is assigned to stocks failing to meet the applicable specification quality criteria but are within the deterioration limits contained in the current revision of MIL-HDBK-200.

CODE

TITLE

DEFINITION

J

Suspended (in stock)

Materiel in stock which has been suspended from issue pending condition classification or analysis, where the true condition is not known.

FUELS APPLICATION

DLA-owned product, which is offspec and outside the deterioration limits, that has been suspended from shipment pending reclamation or disposition instructions. The supply condition will not be changed until reclamation action has been implemented.

4. The supply condition is also used as follows:

a. Supply Condition - To - the condition to which a product is being changed.

b. Supply Condition - From - the condition from which a product is being changed.

APPENDIX C52

SUPPLY TRANSACTION DAY

Supply Transaction Day

Number of Characters: 3

Type of Code: Numeric

1. Julian day (day of year) on which a specific action occurred; e.g., shipment, receipt, etc.

2. The supply transaction day will be computer-converted to an ordinal configuration (i.e., 87227) and used as the basis for required actions (e.g., billing at standard price in effect at the time of sale, etc.).

3. The supply transaction day includes:

a. Close Out Day - The Julian day on which a special inventory control account is terminated or closed out.

b. Day Commenced Discharge/Pumping - The Julian day on which discharge or pumping of product begins.

c. Day Commenced Loading/Pumping - The Julian day on which loading or pumping of product begins.

d. Delivery Order/Amendment Preparation Day - The Julian day on which a delivery order or delivery order amendment was prepared.

e. Error Correction Day - The Julian day on which a corrective action was initiated.

f. Gain/Loss Adjustment Day - The Julian day on which an intransit gain/loss adjustment is generated/posted to the file.

g. Inventory Adjustment Day - The Julian day on which an action occurred requiring an adjustment to accountable records; e.g., spill, line break.

h. Physical Inventory Day - The Julian day of the last calendar day of the month.

i. Product Change Day - The Julian day on which the product condition or identity was changed, requiring a change to accountable records; e.g., downgrade, regrade.

j. Product Receipt Day - The Julian day on which a partial or complete shipment is received from a contractor, a DFSP, or a Service/Agency.

k. Product Shipment Day - The Julian day on which materiel was released to the carrier.

l. Reconciliation Day - The Julian day of the monthly physical inventory for which reconciliation is being processed.

m. Required Delivery Day - The Julian day on which the materiel is needed by the consignee.



APPENDIX C53

SUPPLY TRANSACTION QUANTITY

Supply Transaction Quantity

Number of Characters: 7

Type of Code: Numeric

The numerical designation of the number of units applicable to the supply transaction (quantities shipped, received, etc.). Unused positions always filled with leading zeros. Additional specific use of this element includes:

1. Condition/Identity Change Quantity - The quantity of DLA-owned product for which the condition or identity has changed, requiring the preparation and processing of a condition/identity change document to adjust DFSP accountable balances.
2. Delivery Order Quantity - The quantity contained in the last recorded delivery order/delivery order amendment.
3. Excessive Gain/Loss Quantity - The quantity by which the Inventory Control Account Balance Quantity exceeds the allowable gain/loss quantity in the contract or agreement covering a special inventory control account.
4. Gain/Loss Quantity - The difference between the quantity of product shipped and received.
5. Inventory Adjustment Quantity - The quantity of DLA-owned product physically gained or lost, for which an inventory adjustment document has been prepared and processed to adjust the DFSP accountable onhand balance.
6. Inventory Control Account Balance Quantity - The difference between the total quantity of product shipped by DFSC to a special inventory control account and the total quantity received by DFSC or a Service/Agency from the same account.
7. Quantity Shipped/Received - The total quantity of product shipped or received against a specific contract number abbreviated/CLIN/delivery order number.

RESERVED

RESERVED

APPENDIX C56

TRAFFIC CONTROL NUMBER

Traffic Control Number

Number of Characters: 7

Type of Code: Alphanumeric

The assigned designation of a route order issued by the Military Transportation Management Command (MTMC) for use in tracing shipments.

APPENDIX C57

TRANSACTION SEQUENCE NUMBER (TSN)

Transaction Sequence Number

Number of Characters: 4

Type of Code: Numeric

1. TSN will be assigned by each DFSP to each document affecting the accountable balance of product maintained by NSN on the inventory status records. It provides transaction sequence control to insure that all transactions from a DFSP are accounted for and reconciled to the physical inventory each month.

2. The TSN will be assigned sequentially by DFSP, starting with 0001, for each NSN each calendar month.

3. When a document/transaction already submitted to DFSC requires correction (change of data or reversal), the original TSN must be used in the corrected document/transaction.

4. The TSN includes:

Transaction Sequence Number Missing - The transaction sequence numbers which are missing from the DFSP submission of transactions to the DFSC. If more than eight transaction numbers are missing, an alpha notation "et al." will be entered.

APPENDIX C58

TRANSPORTATION EXPENSE

Transportation Expense

Number of Characters: 1

Type of Code: Alpha

The code used to identify the reason for supplementary charges for the transportation of a product.

<u>Code</u>	<u>Definition</u>
T	Transportation
D	Demurrage
A	Accessorial

APPENDIX C59

TRANSPORTATION EXPENSE-ENTITLEMENT

Transportation Expense-Entitlement

Number of Characters: 7

Type of Code: Numeric

The estimated dollar value of transportation charges applicable to a bill of lading for transportation of DFSC bulk petroleum based on Interstate Commerce Commission/Military Traffic Management Command (MTMC) tariff rates. This entitlement is included on every bill of lading document. The field is in whole dollars in the input, but will be converted for print to include a decimal and 2-position cents.

APPENDIX C60

TRANSPORTATION MODE REASON

Transportation Mode Reason

Number of Characters: 1

Type of Code: Alphanumeric

1. The transportation mode reason is a code assigned to identify excess transportation costs resulting from use of other than the lowest cost route or mode for movement of product.

2. The transportation mode reasons are:

- A Rail, as lowest cost route, unable to meet required delivery date.
- B Motor, as lowest cost route, unable to meet required delivery date.
- C Rail, as lowest cost route, unable to furnish necessary equipment.
- D Motor, as lowest cost route, unable to furnish necessary equipment.
- E Disability cost at origin offsets lower line-haul rail cost.
- F Disability cost at destination offsets lower line-haul rail cost.
- G Combined origin and destination disability cost offsets lower line-haul rail cost.
- H Shipping and/or receiving facility unable to accommodate lower cost rail service.
- J Shipping and/or receiving facility unable to accommodate lower cost motor service.
- K Lower cost rail service not available due to rail strike.
- M Lower cost motor service not available due to motor carrier strike.
- N Lower cost motor carrier(s) unable to furnish equipment.
- O Lower cost motor carrier(s) unable to furnish service.
- P Contract terms require shipment by the specific mode requested/used.
- Q Contract terms are FOB contractor's plant and plant is not located on a rail siding.
- X Other.



APPENDIX C61

TYPE ACTIVITY DESIGNATOR (TAD)

Type Activity Designator (TAD)

Number of Characters: 2

Type of Code: Alphanumeric

The type activity designator identifies the category of activity to which an AAC belongs. Must be one of the following codes:

- 1A Defense Fuel Region (DFR) (Designated Intermediate Control Point (DICP))
- 1B Overseas Control Point (OCP) (Designated Intermediate Control Point (DICP))
- 1C Defense Logistics Agency (DLA)
- 1G Joint Petroleum Office (JPO)
- 1H Subarea Petroleum Office (SAPO)
- 1J Quality Assurance Representative (QAR)
- 1K Defense Fuel Supply Center (DFSC)
- 2A Defense Fuel Support Point (DFSP) - Government-Owned, Government-Operated (GOGO) With Collocated Customers
- 2B Defense Fuel Support Point (DFSP) - Government-Owned, Government-Operated (GOGO)
- 2C Defense Fuel Support Point (DFSP) - Government-Owned, Commercially-Operated (GOCO)
- 2D Defense Fuel Support Point (DFSP) - Commercially-Owned, Commercially-Operated (COCO)
- 2E DFSP Commercial Pipeline Company (Transportation Tariff Agreement)
- 2F DFSP Foreign Government-Owned and/or Operated
- 2G DFSP NATO Operated
- 2H DFSP Floating Storage

- 2S DFSP Special Inventory Control Account
- 2T Defense Fuel Support Point (DFSP) - Temporary
- 3A Customer (Installation)
- 3B Customer (Ship) Identified by a DoDAAC Only
- 3C Customer (Tanker) Identified by a DoDAAC and a VESAAC
- 3D Customer (Barge/Lake Tanker) - Identified by a DoDAAC and a VESAAC
- 4A Company - Manufacturer/Producer
- 4B Company - Regular Dealer (Type 1)
- 4C Company - Regular Dealer (Type 2)
- 4D Company - Service Establishment
- 4E Company - Construction Concern
- 4F Company - Transportation Concern
- 4G Company - Research and Development Concern
- 4H Company - Surplus Dealer
- 4J Company - Manufacturer/Producer and Regular Dealer (Type 1)
- 4K Company - Manufacturer/Producer and Regular Dealer (Type 2)
- 5A Vessel Transport (Tanker)
- 5B Vessel Transport (Barge or Lake Tanker)
- 6A Airport
- 7A Defense Reutilization and Marketing Office

APPENDIX C62

TYPE ADJUSTMENT

Type Adjustment

Number of Characters: 1

Type of Code: Alphanumeric

1. The type adjustment identifies the reason for gain/loss adjustment of a DFSP onhand inventory balance or the reason for in-transit loss of DLA-owned product.

2. Type adjustment codes are:

<u>CODE</u>	<u>DEFINITION</u>
A	Operating gain/loss temperature and handling variance.
B	Spills, line breaks, etc.
C	Major loss due to acts of God, major disasters, fire, or war.
D	Nonrecoverable tank bottom losses.
E	Operating gain/loss reconciliation adjusted (computer-generated).
F	Reclamation loss (contract terms).
G	Abandoned product.
H	Intransit product gain/loss percent of tolerance within prescribed limitations (computer-generated).
J	Intransit product gain/loss percent of tolerance <u>not</u> within prescribed limitations-TDR action required (computer-generated).
K	Gain/loss of slop fuel. May only be used with the national stock number for slop fuel.

<u>CODE</u>	<u>DEFINITION</u>
M	Gain from previous spill/line break. Determinable gain (e.g., replacement of line break loss at no cost to DLA, per U.S./foreign government treaty). Must contain same document number as used for code "B." Suffix code required on both. Suffix code "A" applies to a loss. Suffix code "B" applies to a gain.
N	Determinable loss tariff deduction. Reflects the change in volume after receipt of product via a pipeline operation as covered in a tariff agreement.

APPENDIX C63

TYPE IDENTITY CHANGE

Type Identity Change

Number of Characters: 1

Type of Code: Alphanumeric

1. Identity changes allowable for petroleum products come about as a result of regrading or downgrading. A regrade occurs when a product meets two or more specifications and is redesignated from one grade to another within the specifications it meets (e.g., NDF to F76 or FS2 to F76). A downgrade is the procedure by which a product is approved for use as a lower grade of the same or similar product. The codes utilized are "R" for regrade and "D" for downgrade. An "A" (additive) type identity change will identify action taken to inject an additive into the product.

2. The codes are:

<u>Code</u>	<u>Definition</u>
A	Additive
D	Downgrade
R	Regrade

INDEX

A

PAGE

Abbreviations	Vol I, xvii
Accountability	
additives (FSII, etc.)	Vol II, 9-21
alternate procedures during combat	Vol II, 9-26 thru 9-29
appointment/assignment of responsibility	Vol II, 9-1, 9-2, 9-3
blending	Vol II, 9-20
bulk petroleum terminal message report	Vol II, 9-25, 9-26
calculation of gain/loss percentages	Vol II, 9-14
change of fuel grade	Vol II, 9-18, 9-19
combat losses	Vol II, 9-13
contaminated fuel	Vol II, 9-19, 9-20
excess product	Vol II, 9-24, 9-25
intransit variance	Vol II, 9-10, 9-15
issues	Vol II, 9-6
loss control and analysis	Vol II, 9-9
loss tolerances	Vol II, 9-14, 9-15
pipeline interfaces	Vol II, 9-20
product imports	Vol II, 9-4
report of survey	Vol II, 9-22
return of product	Vol II, 9-22, 9-23, 9-24
special supply transactions	Vol II, 9-18
tank cleaning losses	Vol II, 9-20
upgrading bulk fuel at commercial facilities	Vol II, 9-24
Activity Address Codes	
DFSPs	Vol V, Appendix A57-1 thru A57-56
ordering activities	Vol V, Appendix A57-1 thru A57-56

B

Bills of Lading (CONUS)	
commercial	Vol II, 6-3
distribution of GBLs	Vol II, 6-4
Government Bills of Lading (GBL)	Vol II, 6-3
rejections by consignee	Vol II, 6-11
payment of commercial bills of lading	Vol II, 6-3
Blending	Vol II, 9-20
Bonded fuel	Vol II, 9-4 thru 9-5

C

Cataloging	
petroleum products (Federal Supply Class)	Vol I, 3-3, 3-4
procedures	Vol II, 12-1

Coal	
contract administration	Vol IV, 1-2, 1-3, 1-4, 1-5
general	Vol IV, 1-1
requisition procedures	Vol IV, 1-1
standardization	Vol IV, 1-5
transportation	Vol IV, 1-5
Commercial services	Vol II, 1-5, 1-6
Component commands	Vol I, 1-12, 1-13, 1-14, 1-15
Contaminated fuel	Vol II, 9-19, 9-20
Cool barge	Vol II, 1-4
Contract	
administration (See Contract Administration)	
alongside aircraft fueling	Vol II, 2-4
auditing	Vol II, 2-6
bulletins	Vol II, 2-6, 2-7
claims	Vol II, 2-10
complaints	Vol II, 2-4
defaults	Vol II, 2-7, 2-8, 2-9, 2-10
disputes	Vol II, 2-10
distribution	Vol II, 2-5, 2-6
FOB destination	Vol II, 3-3
FOB origin	Vol II, 3-2, 3-3
into-plane refueling	Vol II, 1-9, 1-10, 1-11
modification	Vol II, 2-6
payment to contractors	Vol II, 1-12
product and servicing specification	Vol II, 1-11, 1-12
responsibilities	Vol II, 2-4, 2-5
service	Vol II, 2-4
status report	Vol II, 4-7
types	Vol II, 2-6
waivers	Vol II, 2-6
Contract Administration	
assignment	Vol II, 2-15 thru 2-22
bulk petroleum	Vol II, 2-1
contracting officers	
representatives (COR)	Vol II, 2-1
contractor performance	Vol II, 2-4, 2-5
Defense Fuel Regions Overseas	Vol I, 2-9
distribution of contracts	Vol II, 2-5, 2-6
functions	Vol II, 2-16 thru 2-22
product or property (See Property Administration)	
responsibilities	Vol II, 2-4, 2-5
Credit card (SF 149)	
embossing information	Vol III, 1-5, 1-6
replacing SF 149	Vol III, 1-4
requesting SF 149	Vol III, 1-3, 1-4, 1-5
sample of SF149	Vol V, Appendix A63-1
use and control of Government	
national credit card	Vol III, 1-1

PAGE

Credit for Product Return documentation policy and procedure	Vol V, Appendix A46-5 Vol II, 9-22, 9-23, 9-24
D	
Defense Fuel Regions (DFR)	
areas of responsibility (CONUS)	Vol I, 2-1, 2-2, 2-3
areas of responsibility (overseas)	Vol I, 2-7, 2-8
functions of CONUS DFRs	Vol I, 2-3 thru 2-6
functions of DFR Alaska	Vol I, 2-6, 2-7
functions of overseas DFRs	Vol I, 2-8 thru 2-10
Defense Fuel Support Points (DFSP)	
defined	Vol I, xxvi
general	Vol II, 8-1
management of:	
COCO	Vol II, 8-7, 8-8
Donges-Metz PLS	Vol II, 8-2
floating storage	Vol II, 8-16, 8-17, 8-18
foreign govt	Vol II, 8-8, 8-9, 8-10
GOCO	Vol II, 8-5, 8-6, 8-7
NATO	Vol II, 8-8, 8-9, 8-10
on-base facilities as distribution points	Vol II, 4-23
table of funding responsibility	Vol II, 8-6
types	Vol II, 8-1, 8-2
Demurrage	
barge	Vol II, 6-5
lake tanker	Vol II, 6-5
MSC-controlled tanker	Vol II, 6-5
payment and reimbursement	Vol II, 6-4
tank car/truck	Vol II, 6-4, 6-5
DFSC Installation Planning and Review Board	Vol II, 8-12
Discrepancy Reports (DISREP)	
intransit variance	Vol II, 9-10, 9-11, 9-12, 9-15
unsatisfactory receipts	Vol II, 5-8, 5-9, 5-10
Distribution Plan (DP) and DP Authorization	
authorization	Vol II, 4-2, 4-3, 4-4
authorization control record	Vol II, 4-7
fuel region action	Vol II, 4-2, 4-4
preparation	Vol II, 4-1
publishing	Vol II, 4-1
SIOATH association	Vol II, 4-1, 4-2
DLSSO	Vol I, i
Drums	
administration of contractor-furnished Government property	Vol II, 2-10 Vol II, 2-10
returnable	Vol II, 2-11
terminal transportation officer	Vol II, 2-5



E

Emergency	
Emergency Distribution	
Plan (EDP)	Vol I, 2-6, Vol II, 10-3, 10-4
Petroleum Damage Deficiency Report (REPOL)	Vol II, 14-9
Petroleum Oils, and Lubricants Capabilities	
Report (POLCAP)	Vol II, 14-10
planning and operation	Vol II, 14-1 thru 14-10
policy (DOD and national)	Vol II, 14-1
procedures	Vol II, 14-6 thru 14-10
procurement	Vol II, 2-2
responsibilities:	
Assistant Secretary of Defense	Vol II, 14-3, 14-4
Defense Fuel Regions	Vol II, 2-6
Defense Logistics Agency	Vol II, 14-5, 14-6
Department of Energy	Vol II, 14-2, 14-3
Joint Chiefs of Staff	Vol II, 14-4
Military Departments	Vol II, 14-4, 14-5
sales (issues) to foreign vessels	Vol II, 9-6
types	Vol II, 14-1
Environmental Protection	
environmental impact assessment	Vol II, 13-1
general	Vol II, 13-1
pollution control	Vol II, 13-1
Excess Product	
determination	Vol II, 9-24, 9-25
reporting	Vol II, 9-25
return for credit	Vol II, 9-22, 9-23, 9-24
reutilization and disposal	Vol II, 9-25

F

Facilities (Also See DFSPs)	Vol II, 8-1 thru 8-20
Federal Emergency Management Agency	Vol II, 14-1
Financial operations	Vol II, 11-1 thru 11-2
Forms (see Table of Contents, Vol V, Appendix A)	
Fuel System Icing Inhibitor (FSII)	
accountability	Vol II, 9-21
examining receipts by tank car/truck	Vol II, 5-7
receipts (fuel additive transactions)	Vol II, 5-4, 5-5
requirements	Vol II, 1-5
Funding	
criteria	Vol II, 1-3, 1-4, 1-5
MIPR	Vol II, 1-7, 1-8
requirements excluded from DSF	Vol II, 1-1
storage facilities	
COCO	Vol II, 8-7, 8-8
Donges-Metz PLS	Vol II, 8-2

PAGE

floating storage	Vol II, 8-16, 8-17, 8-18
foreign government	Vol II, 8-8, 8-9, 8-10
GOCO	Vol II, 8-5, 8-6
GOGO	Vol II, 8-2, 8-3, 8-4, 8-5
NATO	Vol II, 8-2, 8-8, 8-9, 8-10
Table of Funding Responsibility	Vol II, 8-6
G	
Glossary	Vol I, xxv thru xxxiii
H	
Host Nation Support (HNS)	Vol II, 10-12
I	
Identaplates	
aircraft refueling at into-plane locations	Vol II, 5-13
aircraft refueling at Military locations	Vol II, 5-14
DD Form 1896, DoD Jet Fuel	
Identaplate	Vol II, 5-13, Vol V, Appendix A 33-1 thru A 36-1
DD Form 1897, DoD Aviation Gasoline	
Identaplate	Vol II, 5-13, Vol V, Appendix A 33-1 thru A 36-1
DD Form 1898, AVFUELS Into-Plane Contract Sales	
Slip	Vol II, 5-13, 5-14, Vol V, Appendix A37-1 thru A38-1
embossing instructions	Vol V, Appendix A33-1 thru A36-1
Imported products	Vol II, 9-4
Industry consulting services	Vol II, 16-1
Inhibitors	Vol II, 4-21, 4-22, 4-23
Into-Plane Contracts	
aircraft refueling at contractor locations	Vol II, 5-13
aircraft refueling at DFSPs	Vol II, 5-14, 5-15
authorized users	Vol II, 1-11
billing	Vol II, 1-12
complaints	Vol II, 1-13
contractor performance	Vol II, 1-13
criteria	Vol II, 1-9
DD Form 1898	Vol V, Appendix A38-1
distributing copies	Vol II, 1-12
documents used with refueling aircraft	Vol II, 5-12, 5-13
identaplates	Vol II, 5-12, 5-13
invoice payments	Vol II, 1-12
products	Vol II, 1-9
requesting contracts	Vol II, 1-7
requirements	Vol II, 1-9, 1-10
specifications (products and services)	Vol II, 1-11, 1-12

PAGE

Introduction to Bulk Petroleum	
authority	Vol I, 1-1
purpose	Vol I, 1-1
scope	Vol I, 1-1
Inventory	
adjustments	Vol II, 9-21, 9-22
combat losses	Vol II, 9-13
investigating excessive variances	Vol II, 9-15, 9-16, 9-17, 9-18
loss control and analysis	Vol II, 9-9
loss tolerances	Vol II, 9-14, 9-15
management	Vol II, 10-13, 10-14, 10-15
objectives	Vol II, 10-1
physical	Vol II, 9-8, 9-9
reconciliation	Vol II, 9-22
responsibilities	Vol II, 10-1, 10-2, 10-3, 10-4
terminal	Vol II, 10-1
verifying contractor reports/system	Vol II, 2-13
Inventory Management Plan (IMP)	
defined	Vol II, 10-12
format	Vol V, Appendix A60-1, A60-2
inventory objectives	Vol II, 10-13, 10-14
publication schedule	Vol II, 10-16
requirements submission on DD Form 1887	Vol V, Appendix A58-1
responsibilities (JPO, Services, DFSC)	Vol II, 10-12, 10-13
security classification guidance	Vol II, 10-15, 10-16
waivers to levels	Vol II, 10-14
Issues	
authorized	Vol II, 9-6
emergency	Vol II, 9-6, 9-7, 9-8
MSC-controlled tanker	Vol II, 5-10, 5-11, 5-12
nonappropriated funds or welfare	Vol II, 9-7
non-DoD customers	Vol II, 9-7
reimbursable	Vol II, 9-6
rotating policy	Vol II, 7-5, 7-6
suspended	Vol II, 7-7
terminal	Vol II, 5-3
J	
JCS Fuel Allocation Procedures	Vol II, 15-1 thru 15-4
Joint Petroleum Office (JPO)	
functional responsibilities	Vol I, 1-12 thru 1-14, 1-15
quality surveillance coordination	Vol II, 7-1
stock rotation coordination	Vol II, 7-7

PAGE

L

Levels	
computed	Vol II, 10-4, 10-5, 10-6
established	Vol II, 10-4
heating requirement	Vol II, 10-10
host nation support	Vol II, 10-12
inventory management plan	Vol II, 10-12
peacetime stockage objective	Vol II, 10-4
PWRMRP	Vol II, 10-1
PWRMS	Vol II, 10-11, 10-12
responsibilities (JCS, JPO, Services, DFSC)	Vol II, 10-1, 10-2, 10-3, 10-4
Loading and Receiving Capabilities Report	
DFSC Form 1890	Vol II, 6-5, 6-6
distribution	Vol II, 6-5, 6-6
procedure	Vol II, 6-5
reporting format	Vol V, Appendix, A39-1
Loan of DLA-owned fuel to oil companies	Vol II, 9-4
Local Purchase	
authority	Vol II, 2-1
authorized conditions	Vol II, 2-2, 2-3, 2-4
capability	Vol II, 1-3
criteria	Vol II, 1-2
emergency requirements	Vol II, 2-2
requesting	Vol II, 2-3
Losses	
calculating percentages	Vol II, 9-14
combat	Vol II, 9-13
control and analysis	Vol II, 9-9
determinable	Vol II, 9-13
disasters major	Vol II, 9-14
intransit	Vol II, 9-10, 9-11, 9-12
investigating	Vol II, 9-15, 9-16, 9-17
noncombat determinable	Vol II, 9-13
report of survey	Vol II, 9-22
tank cleaning	Vol II, 9-20
terminal (operating)	Vol II, 9-12, 9-13
tolerance criteria/factors	Vol II, 9-15
variance expectancy	Vol II, 9-9, 9-10

M

Military Construction (MILCON)	
projects	Vol II, 8-10 thru 8-15, 8-16
Military Departments (Services)	Vol I, 1-2 thru 1-5, 1-6

<b>Military Interdepartmental Purchase Request (MIPR)</b>	
amendments	Vol II, 1-8
funding	Vol II, 1-8, 1-9
preparing instructions	Vol V, Appendix A2-1 thru A2-6
procurement	Vol II, 1-3, 1-7, 1-8
sample	Vol V, Appendix A3-1
submitting	Vol II, 1-7, 1-8
urgent	Vol II, 1-7
<b>Military Sealift Command (MSC)</b>	
billing	Vol II, 6-14
deadfreight	Vol II, 6-14
demurrage	Vol II, 6-5
funding determination/responsibility	Vol II, 6-13, 6-14
funding ship-to-ship refueling	Vol II, 6-9, 6-10
tanker requirements forecast	Vol II, 6-12
<b>Military Standard Petroleum System (MILSPETS)</b>	
administration	Vol V, 1-2, 1-3
appendices index	Vol I, xi thru xiv
focal point committee	Vol V, 1-1, 1-2
general	Vol V, 1-1

O

Off-specification products	Vol II, 7-7, 7-8
<b>Ordering</b>	
amendments	Vol II, 4-12, 4-13
applicability	Vol II, 4-1
authenticating orders	Vol II, 4-11
authorized activities (DFSC contracts)	Vol II, 4-7
authorized activities (SIOATH)	Vol II, 4-7, 4-8
bonded fuel	Vol II, 4-8
cancelling delivery orders	Vol II, 4-13, 4-14
codes--see table of DFSPs	Vol V, Appendix A57-1 thru A57-56
commercial refineries	Vol II, 4-8
contracts	Vol II, 4-15, 4-16
distribution plan-DFR association	Vol II, 4-2
numbering	Vol II, 4-11, 4-12
overlifts	Vol II, 4-16
period covered	Vol V, Appendix A7-1 thru A8-1
placing orders	Vol I, 4-11
preparing DD Form 1155	Vol II, 4-8
requisitioning (See Requisitions)	
special considerations	Vol II, 4-14, 4-15
terminology	Vol II, 4-1
underlifts	Vol II, 4-17
<b>Organizations (chart outline)</b>	
Atlantic Command (LANTCOM)-DFSC relationship	Vol I, 1-22
Central Command (CENTCOM)-DFSC relationship	Vol I, 1-24

PAGE

Defense Fuel Supply Center (DFSC)	Vol I, 1-19
DoD Energy Management	Vol I, 1-18
European Command (EUCOM)-DFSC relationship	Vol I, 1-20
Pacific Command (PACOM)-DFSC relationship	Vol I, 1-21
Southern Command (SOCOM)-DFSC relationship	Vol I, 1-23

P

Peacetime Stockage Objective (PSO)	
computational format	Vol II, 10-4, 10-5, 10-6
computational instructions	Vol II, 10-7 thru 10-10, 10-11
DFSC responsibilities	Vol II, 10-3, 10-4
Petroleum Products	
assigned to DFSC	Vol I, 3-3, 3-4
integrated manager (DPSC or DGSC)	Vol I, 3-1, 3-2
National Stock Numbers	Vol V, Appendix A62-1 thru A62-10
procurement responsibility	Vol I, 3-1, 3-2
Pipeline	
agreements	Vol II, 6-7
establishing services	Vol II, 6-6, 6-7
interface accountability	Vol II, 9-20
Pollution control	Vol II, 13-1
Prepositioned War Reserve Materiel Requirements (PWRMR)	
computed by Services	Vol II, 10-11
defined	Vol I, xxix
inventory requirements	Vol II, 10-1
objectives	Vol II, 10-1
reporting criterion (150 barrels)	Vol II, 10-11
responsibilities (JCS, Services, DFSC)	Vol II, 10-1, 10-2, 10-3, 10-4
security classification	Vol II, 10-15, 10-16
scheduled input for the IMP	Vol II, 10-16
terminal storage (DD Form 1887)	Vol II, 10-11, Appendix A59-1, A59-2
Prepositioned War Reserve Materiel Requirements, Protectable (PWRMRP)	
defined	Vol I, xxix
inventory levels	Vol II, 10-13, 10-14
objectives	Vol II, 10-1
responsibilities (JCS, Services, DFSC)	Vol II, 10-1, 10-2, 10-3, 10-4
security classification	Vol II, 10-15, 10-16
Prepositioned War Reserve Materiel Stock (PWRMS)	
defined	Vol I, xxix
inventory levels	Vol II, 10-13, 10-14
inventory levels excluded	Vol II, 10-11
malpositioned	Vol II, 10-11

PAGE

responsibilities (JCS, Services, DFSC)	Vol II, 10-1, 10-2, 10-3, 10-4
security classification	Vol II, 10-15, 10-16
Procurement	
assignment	Vol II, 2-1
bulk petroleum responsibilities	Vol II, 2-1
emergency	Vol II, 2-2
funding	Vol II, 1-3, 1-4, 1-5
general	Vol II, 2-1
into-plane refueling contracts	Vol II, 1-9 thru 1-12, 1-13
local purchase criteria	Vol II, 2-2 thru 2-3
Military Interdepartmental Purchase Request (See MIPR)	
modifications	Vol II, 2-6
quality assurance (See Quality Assurance)	
requirements	Vol II, 1-2, 1-3
schedule	Vol II, 1-6, 1-7
service contracts	Vol II, 2-4
waivers	Vol II, 2-6
Property Administration	
contract assignments`	Vol II, 2-15 thru 2-22
defined	Vol I, xxx
delegation	Vol II, 2-15
in conjunction with quality surveillance	Vol II, 7-1
procedures	Vol II, 2-11, 2-12
responsibilities of a property administrator	Vol II, 2-12 thru 2-15
Property Administrator (See Property Administration)	

## Q

Quality Assurance (Procurement)	
acceptance	Vol II, 3-1, 3-2, 3-3
assignment table	Vol II, 2-20, 2-21
contract administration offices	Vol II, 3-1, 3-5
contract bulletins	Vol II, 3-3
contract waivers	Vol II, 3-4
defined	Vol I, xxx
FOB origin/destination	Vol II, 3-2, 3-3
general	Vol II, 3-1
inspection	Vol II, 3-4
laboratory facilities	Vol II, 3-2
quality control--direct shipments	Vol II, 6-7
responsibilities QAR and scope	Vol II, 3-1, 3-2
standards and methods	Vol II, 3-2
technical offices	Vol II, 3-4
Quality Surveillance	

PAGE

changing fuel grade	Vol II, 9-18, 9-19
contaminated fuel	Vol II, 9-19, 9-20
contaminated tanker cargoes	Vol II, 7-8
defined	Vol I, xxx
disposing of off-specification product	Vol II, 7-7, 7-8
interservice support	Vol II, 7-4
laboratories	Vol II, 7-4, 7-5
program	Vol II, 7-1, 7-2
purpose	Vol II, 7-1
reporting off-specification product	Vol II, 7-7
responsibilities	Vol II, 7-2, 7-3, 7-4
sampling and testing	Vol II, 7-4
scope	Vol II, 7-1
stock rotation program	Vol II, 7-5, 7-6
suspending issues	Vol II, 7-7

R

Receipts

barge	Vol II, 5-7, 5-8
bonded fuel	Vol II, 5-2
discrepancies	Vol II, 5-8, 5-9, 5-10
documentation	Vol II, 5-1, 5-2
examination	Vol II, 5-5, 5-6, 5-7
fuel additives	Vol II, 5-4, 5-7
inspection	Vol II, 5-5
loss control and analysis	Vol II, 9-9
metric measurements and conversion	Vol II, 5-23, 5-24
Military activities	Vol II, 5-5
pipeline	Vol II, 5-7, 5-8
rejected	Vol II, 5-9, 5-10
tank car or truck	Vol II, 5-5, 5-6, 5-7
tanker	Vol II, 5-7, 5-8
terminals	Vol II, 5-5
unsatisfactory (criteria and notification)	Vol II, 5-8
variances and tolerances	Vol II, 9-10 thru 9-14, 9-15
weight to volume conversion	Vol II, 5-24, 5-25

Records

Contract Property Control Data File	Vol II, 2-14
DPA Control Record (DFR), DFSC Form 21.27	Vol I, 2-4, Vol II, 4-2
Property Summary Data Record	Vol II, 2-14
SIOATH Control Record (Ordering Activity), DD Form 1886	Vol II, 4-1, 4-4
Redistribution orders	Vol II, 4-21
Refueling aircraft (See Into-Plane Contracts)	
Replacement-in-kind agreements	Vol II, 9-3, 9-4
Reports	
DD-P&L(A)506, Bulk Petroleum Storage Facilities Report	Vol II, 8-18 thru 8-28



DLA(AR)194(DFSC), Tanker Transportation Requirements Report	Vol II, 6-12
DLA(M)1881(DFSC), Bulk Petroleum Products Slate	Vol II, 4-25
DLA(M)1882(DFSC), SIOATH Status Report	Vol II, 4-7
DLA(W)1884(DFSC), Bulk Petroleum Terminal Message Report	Vol II, 9-25
DLA(A)1887(DFSC), Prepositioned War Reserve Requirements for Terminal Storage	Vol II, 10-11
DLA(M)1890(DFSC), Bonded Fuel Report	Vol II, 9-5
DLA(AR)1892(DFSC), Projected Military Service Purchases from DFSC	Vol II, 1-2
Requirements	
authorized organizations for requesting procurement	Vol II, 1-13 thru 1-15
budget and procurement	Vol II, 1-2, 1-3, 1-4, 1-5
commercial services	Vol II, 1-6, 1-7
excluded from DLA Defense Stock Fund	Vol II, 1-1
fuel system icing inhibitor	Vol II, 4-21, 4-22, 4-23
funding criteria	Vol II, 1-2, 1-3, 1-4, 1-5, 1-6
general	Vol II, 1-1
into-plane	Vol II, 1-9 thru 1-12, 1-13
inventory management plan (See Inventory Management Plan)	
Military Interdepartmental Purchase Request (MIPR)	Vol II, 1-7, 1-8, 1-9
prepositioned war reserve	Vol II, 10-11, 10-12
procurement criteria	Vol II, 1-2, 1-3
submission schedule	Vol II, 1-6, 1-7
special exercise	Vol II, 1-3
Requisitions	
cancellation	Vol II, 4-20, 4-21
forms distribution (DD Form 1348 and 1149)	Vol II, 4-19, 4-20
fuel additives	Vol II, 4-21, 4-22, 4-23
placing	Vol II, 4-18, 4-19, 4-20
preparing DD Form 1149	Vol V, Appendix A21-1-A21-5
redistribution order	Vol II, 4-21
submission criteria by mode	Vol II, 4-19
supply sources notification	Vol II, 4-18
terminology	Vol II, 4-1
Responsibilities (introduction to DoD Components)	
Assistant Secretary of Defense (Comptroller)	Vol I, 1-2
Assistant Secretary of Defense (P&L)	Vol I, 1-1, 1-2
Defense Logistics Agency	Vol I, 1-6 thru 1-12
Joint Chiefs of Staff	Vol I, 1-6
Secretaries of the Military Departments	Vol I, 1-2 thru 1-6
Unified Commands and their Component Commands	Vol I, 1-12 thru 1-15

PAGE

## S

Safety Level	
computed	Vol II, 10-9
defined	Vol I, xxxi
Shipments	
barge	Vol II, 5-2
bonded fuel	Vol II, 5-2
contractor	Vol II, 5-16
delivery hours	Vol II, 5-4
DFAMS reporting	Vol II, 5-16
discrepancy	Vol II, 5-8, 5-9, 5-10, 9-10, 9-11, 9-12
distribution of DD Forms	Vol II, 5-4
documentation	Vol II, 5-1, 5-2, 5-3
forms (DD 250, 1149, etc.)	Vol II, 5-2
fuel additive transactions	Vol II, 5-4, 5-5
intransit losses	Vol II, 9-10, 9-11, 9-12, 9-13
issues to vessels at sea	Vol II, 5-10, 5-11, 5-12
metric measurements and conversion	Vol II, 5-23, 5-24
notification	Vol II, 5-1
quality control	Vol II, 6-7
rejected	Vol II, 6-11
safety (CONUS)	Vol II, 6-11
tank car/truck by meter	Vol II, 5-3
tanker	Vol II, 5-2
volume calculation and corrections	Vol II, 5-17 thru 5-22, 5-23
weight to volume conversion	Vol II, 5-24, 5-25
Slating	
applicability	Vol II, 4-24
defined (slates)	Vol I, xxxi
general	Vol II, 4-24
reporting procedure	Vol II, 4-25
responsibilities	Vol II, 4-24
scope	Vol II, 4-24
Source Identification and Ordering Authorization (SIOATH)	
bonded fuel	Vol II, 4-19
defined	Vol I, xxxi, Vol II, 4-4
distribution plan-DFR	Vol I, 2-3
preparing	Vol II, 4-5
purpose	Vol II, 4-4
records and reports	Vol II, 4-7
routing copies	Vol II, 4-5, 4-6
status report	Vol II, 4-7
supply sources	Vol II, 4-18
Standardization	
general	Vol II, 12-1
responsibilities	Vol II, 12-1

Stock Fund  
MSC-controlled tankers Vol II, 6-9, 6-10, 6-13, 6-14  
policy and procedures Vol II, 11-1, 11-2  
requirements Vol II, 1-2  
Stock Rotation Program  
policy Vol II, 7-5, 7-6  
responsibilities Vol II, 7-6, 7-7

T

Terminal and Distribution Facilities (See DFSPs)  
Testing Laboratories Vol II, 3-2, 7-4, 7-5  
Training Vol II, 16-1 thru 16-3  
Transportation  
Alaska Vol II, 6-1  
barge shipments Vol II, 6-7, 6-8  
bills of lading Vol II, 6-3, 6-4  
charges Vol II, 6-9  
coordinating with Military Services (pipelines) Vol II, 6-6  
deadfreight Vol II, 6-14  
demurrage/detention (CONUS) Vol II, 6-4, 6-5  
general Vol II, 6-1  
loading capabilities Vol II, 6-5, Vol V,  
Appendix A41-1 thru A41b-19  
MSC billing and funding responsibilities Vol II, 6-9, 6-10  
MSC-controlled tankers funded Vol II, 6-13, 6-14  
overseas Vol II, 6-8, 6-9  
pipeline agreement negotiations Vol II, 6-7  
pipelines Vol II, 6-6, 6-7  
rates and routes (CONUS) Vol II, 6-1, 6-2, 6-3  
receiving capabilities Vol II, 6-5, Vol V,  
Appendix A41-1 thru A41b-19  
rejections by consignee Vol II, 6-11  
safety Vol II, 6-11  
tanker report Vol II, 6-12

U

Upgrading bulk fuel at commercial facilities Vol II, 9-24  
Unified Commands relationship with DFSC (charts)  
Vol I, 1-20 thru 1-24

W

Waivers (see PWRMS or Contract)  
Worldwide Inventory and Storage Plan (WISP)  
annual review process Vol II, 8-10 thru 8-15, 8-16  
facilities planning Vol II, 8-10  
general Vol II, 8-10