


AR-008-943



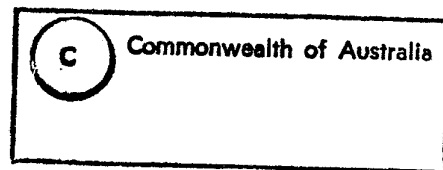
DSTO-GD-0022



Characterisation of a Line-Tunable
He-Xe Laser Operating at
2.026 and 3.894 μm

K. J. Grant and R. J. Rossiter


19950214 082



DEPARTMENT OF DEFENCE
DEFENCE SCIENCE AND TECHNOLOGY ORGANISATION

OPTICS

DISCLAIMER NOTICE



THIS DOCUMENT IS BEST QUALITY AVAILABLE. THE COPY FURNISHED TO DTIC CONTAINED A SIGNIFICANT NUMBER OF COLOR PAGES WHICH DO NOT REPRODUCE LEGIBLY ON BLACK AND WHITE MICROFICHE.

Characterisation of a Line-Tunable He-Xe Laser Operating at 2.026 and 3.894 μm

Kenneth J. Grant and Robert J. Rossiter

**Electronic Warfare Division
Electronics and Surveillance Research Laboratory**

DSTO-GD-0022

ABSTRACT

A neutral rare gas laser has been built, and used to produce continuous wave output in the near- and mid-infra-red regions. The He-Xe mixture was excited by a hollow cathode discharge, and line-tunability was achieved by use of a diffraction grating as the rear optic. Two of these lines, viz. 2.026 and 3.894 μm , are of particular interest due to their location in the 2 and 4 μm atmospheric windows, respectively. A parametric study was conducted to determine the optimum working regimes (total pressure, partial pressure ratio, current, output coupler transmission, and grating).

This General Document is a paper presented at the Australian Conference on Optics, Lasers and Spectroscopy (ACOLS), held at the University of Melbourne in December, 1993.

RELEASE LIMITATION

Approved for Public Release

DTIC QUALITY INSPECTED 4

DEPARTMENT OF DEFENCE

DEFENCE SCIENCE AND TECHNOLOGY ORGANISATION

Published by

*DSTO Electronics and Surveillance Research Laboratory
PO Box 1500
Salisbury South Australia 5108*

Telephone: (08) 259 5181

Fax: (08) 259 5938

© Commonwealth of Australia 1994

AR-008-943

August 1994

APPROVED FOR PUBLIC RELEASE

Characterisation of a Line-tunable He-Xe Laser Operating at 2.026 and 3.894 μ m

EXECUTIVE SUMMARY

A neutral rare gas laser has been built, and used to produce continuous wave output in the near- and mid-infra-red regions. The He-Xe mixture was excited by a hollow cathode discharge, and line-tunability was achieved by use of a diffraction grating as the rear optic. Two of these lines, viz. 2.026 and 3.894 μ m, are of particular interest due to their location in the 2 and 4 μ m atmospheric windows, respectively. A parametric study was conducted to determine the optimum working regimes (total pressure, partial pressure ratio, current, output coupler transmission, and grating).

Accession For	
BTIS GRA&I	<input checked="" type="checkbox"/>
ERIC TAB	<input type="checkbox"/>
Unannounced	<input type="checkbox"/>
Justification	
By _____	
Distribution/ _____	
Availability Codes	
Dist	Avail and/or Special
A-1	

Authors

Kenneth J. Grant Communications Division

Ken joined the Electronic Warfare Division in 1988, after completing his Ph.D in laser spectroscopy at the University of New South Wales. His research in EWD includes the development of infra-red lasers for electronic countermeasure applications, signature measurement, and assessment of laser warning receivers and missile approach warning systems. He is currently in the Communications Division, working on optical techniques in signal processing.

Robert J. Rossiter Electronic Warfare Division

Robert joined the Electronic Warfare Division in 1987, after several years working as an Instrumentation Engineer in industry. He has an Honours Degree in Physics from the University of Queensland. Since joining EWD he has been involved in the development and use of infra-red lasers for electronic countermeasures applications, the assessment of laser warning receivers and missile approach warning systems and measurement of signatures.

Contents

1.	INTRODUCTION	1
2.	LASER SYSTEM	1
3.	EXPERIMENTAL LAYOUT	1
4.	He-Xe 2.026 mm LINE	2
5.	He-Xe 3.894 mm LINE	2
6.	ACKNOWLEDGEMENTS	2
7.	REFERENCES	3
	Figure 1: Transmission of the output couplers versus wavelength	4
	Figure 2 Experimental layout	5
	Figure 3: Laser system	6
	Figure 4: Power of He-Xe 2.026 mm line versus a) current, and b) He:Xe ratio	8
	Figure 5: Power of He-Xe 3.894 mm line versus a) current, and b) He:Xe ratio	9

1. Introduction

A line-tunable He-Xe laser has been built, and used to produce continuous wave output in the near- and mid-infra-red regions. Use of a rear mirror results in simultaneous lasing on several lines [1,2]. In the present work, tunability was achieved by use of a diffraction grating as the rear optic.

Two of the observed lines, viz. $2.026 \mu\text{m}$ ($5d[3/2]_1 - 6p[3/2]_1$) and $3.894 \mu\text{m}$ ($5d[1/2]_0 - 6p[1/2]_1$), are of particular interest due to their low atmospheric absorption coefficients of 0.21 and 0.14 km^{-1} , respectively. The high transmission at these wavelengths makes them suitable for a range of applications, including communications and metrology. A parametric study was conducted to determine the optimum working regimes (total pressure, partial pressure ratio, current, output coupler transmission, and grating).

2. Laser system

Two gratings were available for use as the rear optic, viz. 300 line/mm ($2 \mu\text{m}$ blaze) and 150 line/mm ($4 \mu\text{m}$ blaze). There was also the choice of three output couplers. Their transmissions as functions of wavelength are shown in Figure 1. The output couplers were 25 mm ZnSe concave mirrors with a 15 m curvature on the inside face. The laser cavity is 1.6 m long, which means that the configuration is a stable resonator. The external surfaces were anti-reflection coated. The water-cooled discharge tube was 1.3 m long, with a nominal internal diameter of 6.6 mm .

The gases (He $> 99.999\%$, Xe $> 99.995\%$ purity) were delivered to the tube via a moisture trap and $7 \mu\text{m}$ particulate filters. Fine control was maintained over the pressure of the gases by calibrated needle valves. The total pressure was measured by a capacitance pressure gauge. Excitation of the gas mixture was by a hollow cathode discharge, and ballast resistors of 5 kW and 7.5 kW were in series with the power supply at the cathode and anode ends of the tube, respectively.

3. Experimental layout

The experimental layout is shown schematically in Figure 2. An XT-compatible computer controlled the current and recorded the power. The lasing wavelength was confirmed by inserting a monochromator (not shown in Fig. 2) between the laser and the power meter. Figure 3 is a photograph of the laser system.

4. He-Xe 2.026 μm line

The output power of this line is shown as a function of discharge conditions in Figures 4a and b. The other parameters, which were found to be optimum, were: 300 line/mm grating, output coupler A, and total pressure 11 torr. Figure 4a shows that there is a threshold current which is required for lasing. The higher the He:Xe ratio, the greater the required current. Above the threshold, power increases monotonically with current up to the maximum available of 110 mA. In Figure 4b, power is plotted versus He:Xe partial pressure ratio for a range of currents. For each current there is an optimum He:Xe ratio. The higher the current, the larger the optimum He:Xe ratio i.e. the leaner the mixture is in Xe. The maximum power of 5.2 mW is obtained at 110 mA and He:Xe = 80:1.

The 2.026 μm line also lases with the 150 line/mm grating (in second order) and with output coupler C, but with lower power. In addition, the power decreases as the total pressure is increased. (11 torr is the lowest pressure that will sustain a stable discharge.)

5. He-Xe 3.894 μm line

Figure 5a shows the power as a function of the current at several He:Xe ratios. For He:Xe ratios greater than about 70:1, power increases monotonically with current. However, mixtures which are more Xe-rich, i.e. He:Xe < 70:1, have an optimum current, above which the power falls. In contrast to the 2.026 μm line, lasing would take place at 10 mA for all He:Xe ratios. Power is shown as an explicit function of partial pressure ratio, for a range of currents, in Fig. 5b. The optimum ratio is a function of the current, such that the higher the current, the leaner the optimum mixture is in Xe. Maximum power of 6.3 mW is produced at 110 mA with He:Xe = 110:1.

The power of the 3.894 μm line is at its maximum with the 150 line/mm grating, output coupler B, and 11 torr pressure. It also lases with output coupler C, and with the 300 line/mm grating, but at lower power.

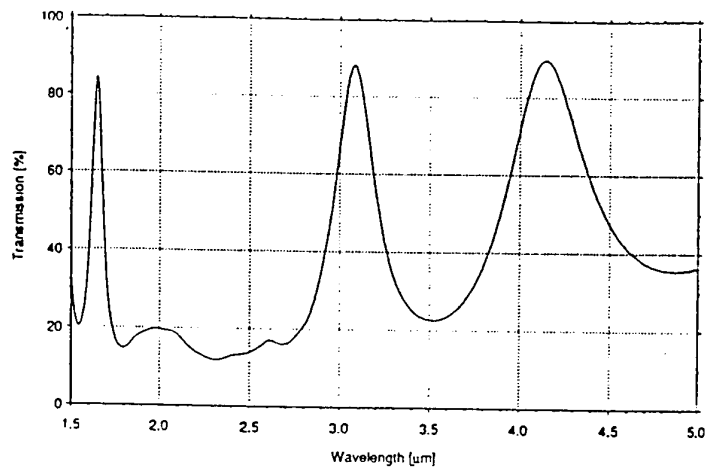
(The 3.995 μm line ($5d[1/2]_0 - 6p[1/2]_1$), which has previously been observed to lase in pulsed mode [3], would not lase cw.)

6. Acknowledgements

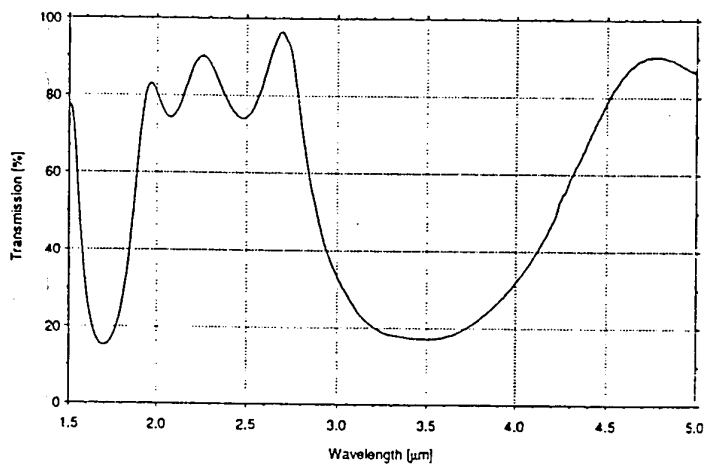
The authors gratefully acknowledge the contributions of the following: Dr Shane Bruncker for fruitful discussions regarding this work; Fred Buttignol and John Wheatley for their assistance with the HV system; and Norm Jeffrey and John Bridgman for the construction of various mechanical components.

7. References

1. Grant, K.J. "Characteristics of a continuous wave neutral rare gas laser" 8th Conf. Aust. Opt. Soc., Univ. of Sydney, February 1993
2. Grant, K.J. "Design aspects and parametric characterisation of a neutral rare gas laser" ERL-0703-GD (1993)
3. Grant, K.J., Brunner, S.A. and Rossiter, R.J. "Investigation at two wavelengths of a modulated He-Xe rare gas laser" ERL-0508-RN (1990)



B



C

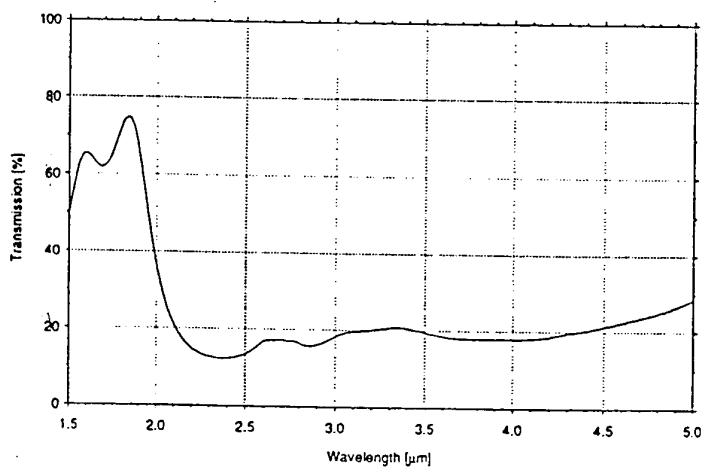


Figure 1: Transmission of the output couplers versus wavelength

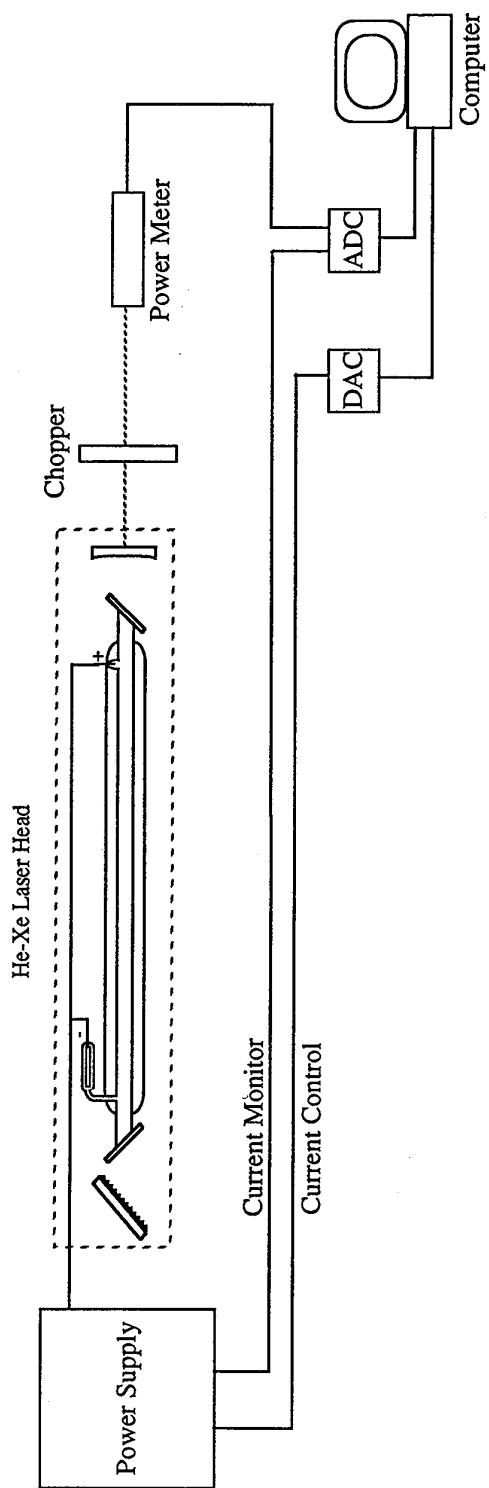


Figure 2 Experimental layout


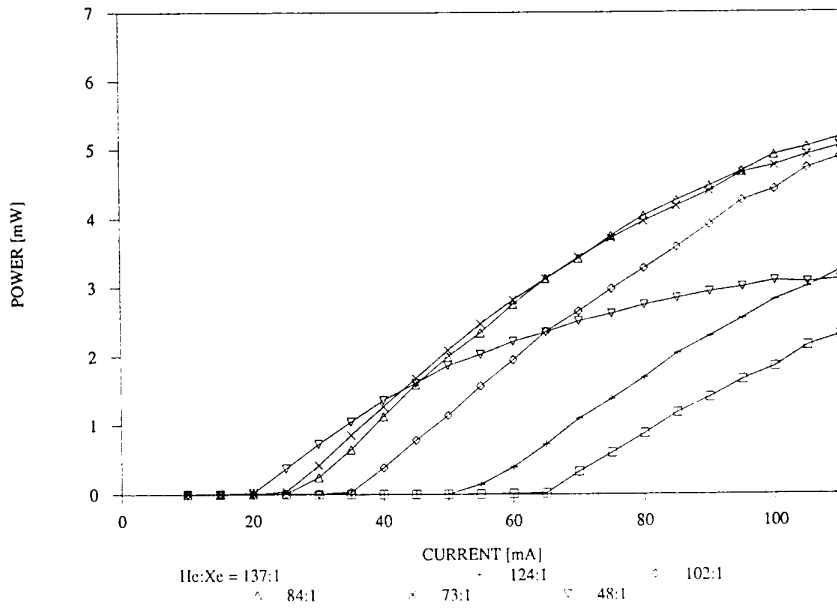
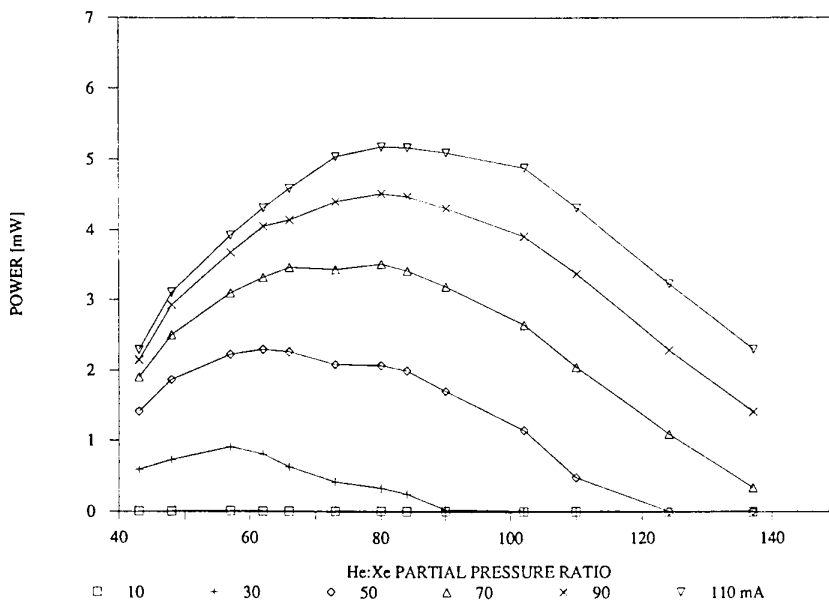


Figure 3: Laser system

THIS PAGE INTENTIONALLY BLANK

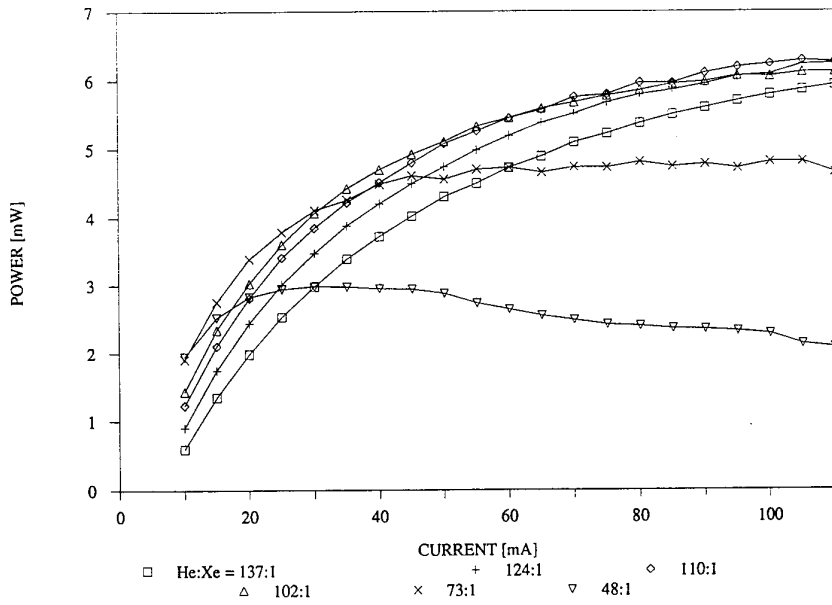


(a)

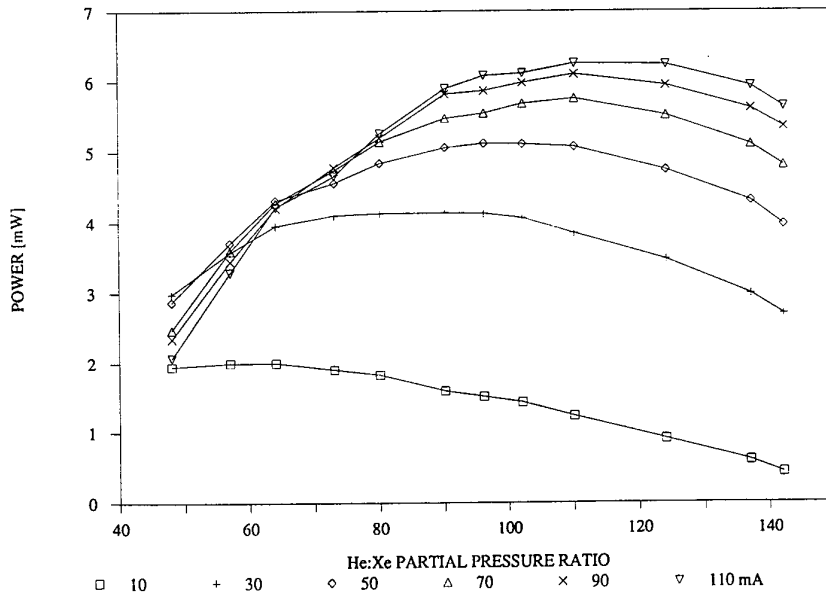


(b)

Figure 4: Power of He-Xe 2.026 μ m line versus a) current, and b) He:Xe ratio



(a)



(b)

Figure 5: Power of He-Xe 3.894 μm line versus a) current, and b) He:Xe ratio

THIS PAGE INTENTIONALLY BLANK

Characterisation of a Line-Tunable He-Xe Laser
Operating at 2.026 and 3.894 μm

Kenneth J. Grant and Robert J. Rossiter

(DSTO-GD-0022)

DISTRIBUTION LIST

	Number of Copies
DEPARTMENT OF DEFENCE	
<i>Defence Science and Technology Organisation</i>	
Chief Defence Scientist and members of the DSTO Central Office Executive) 1 shared copy) for circulation
Counsellor Defence Science, London	Doc Control Data Sheet Only
Counsellor Defence Science, Washington	Doc Control Data Sheet Only
Scientific Adviser POLCOM	1
Senior Defence Scientific Adviser	1
Assistant Secretary Scientific Analysis	1
Director, Aeronautical & Maritime Research Laboratory	1
<i>Electronics & Surveillance Research Laboratory</i>	
Director, Electronic and Surveillance Research Laboratory	1
Chief, Electronic Warfare Division	1
Research Leader, Electronic Countermeasures	1
Head, Electronic Countermeasures Group	1
Kenneth J. Grant	1
Robert J. Rossiter	1
<i>Navy Office</i>	
Navy Scientific Adviser	1
<i>Army Office</i>	
Scientific Adviser - Army	1
<i>Air Office</i>	
Air Force Scientific Adviser	1
<i>Libraries and Information Services</i>	
Defence Central Library, Technical Reports Centre	1
Manager, Document Exchange Centre (for retention)	1
National Technical Information Services, United States	2
Defence Research Information Centre, United Kingdom	2
Director, Scientific Information Services, Canada	1
Ministry of Defence, New Zealand	1

National Library of Australia	1
Defence Science and Technology Organisation Salisbury, Research Library	2
Library Defence Signals Directorate, Canberra	1
AGPS	1
British Library, Document Supply Centre	1
Parliamentary Library of South Australia	1
The State Library of South Australia	1
<i>Spares, DSTOS, Research Library</i>	6

Department of Defence

DOCUMENT CONTROL DATA SHEET

1. Page Classification UNCLASSIFIED
2. Privacy Marking/Caveat N/A

3a. AR Number AR-008-943	3b. Establishment Number DSTO-GD-0022	3c. Type of Report GENERAL DOCUMENT	4. Task Number 92/439	
5. Document Date AUGUST 94	6. Cost Code 819946	7. Security Classification <input type="checkbox"/> U <input type="checkbox"/> U <input type="checkbox"/> U	8. No. of Pages 20	9. No. of Refs. 3
10. Title CHARACTERISATION OF A LINE-TUNABLE HE-XE LASER OPERATING AT 2.026 AND 3.894 μ m		Document Title Abstract S (Secret C (Conf)) R (Rest) U (Unclasp) * For UNCLASSIFIED docs with a secondary distribution LIMITATION, use (L) in document box.		
11. Author(s) Kenneth J. Grant Robert J. Rossiter		12. Downgrading/ Delimiting Instructions		
13a. Corporate Author and Address Electronic Warfare Division Electronics & Surveillance Research Laboratory PO Box 1500 SALISBURY SA 5108		14. Officer/Position responsible for Security SOESRL Downgrading CEWD Approval for release CEWD		
13b. Task Sponsor DST				
15. Secondary Release Statement of this Document APPROVED FOR PUBLIC RELEASE. Any enquiries outside stated limitations should be referred through DSTIC, Defence Information Services, Department of Defence, Anzac Park West, Canberra, ACT 2600.				
16a. Deliberate Announcement No limitation.				
16b. Casual Announcement (for citation in other documents) <input checked="" type="checkbox"/> No Limitation <input type="checkbox"/> Ref. by Author, Doc No and date only				
17. DEFTTEST Descriptors Lasers Gas Lasers			18. DISCAT Subject Codes 0046C	
19. Abstract A neutral rare gas laser has been built, and used to produce continuous wave output in the near- and mid-infra-red regions. The He-Xe mixture was excited by a hollow cathode discharge, and line-tunability was achieved by use of a diffraction grating as the rear optic. Two of these lines, viz. 2.026 and 3.894 μ m, are of particular interest due to their location in the 2 and 4 μ m atmospheric windows, respectively. A parametric study was conducted to determine the optimum working regimes (total pressure, partial pressure ratio, current, output coupler transmission, and grating). This General Document is a paper presented at the Australian Conference on Optics, Lasers and Spectroscopy (ACOLS), held at the University of Melbourne in December, 1993.				